

## HISTORY OF OLE MISS FOOTBALL

The University of Mississippi boasts a long and colorful football history, which includes the formation of the first football team in the state, as well as one of the most successful programs in the history of collegiate football.

In its 122-year history, the Ole Miss football program has claimed three national championships (1959, 1960 and 1962), six Southeastern Conference titles (1947, 1954, 1955, 1960, 1962, and 1963), and one SEC Western Division title (2003). In addition, Ole Miss has produced 56 first-team All-America selections and 168 First Team All-SEC selections, appeared in 36 bowl games with 23 wins, and sent more than 300 players into the professional ranks.

### REBEL FOOTBALL BEGINNINGS

The beginnings of the program can be traced all the way back to 1890 when Dr. A.L. Bondurant, who would later serve as Dean of the Graduate School, urged Ole Miss students to help in the formation of an Athletic Association in the interests of football, baseball and tennis. Such a group became a reality a short while later, and in 1893, a football team was organized, with Bondurant serving as the manager-coach.

That first squad set a precedent that was to become an Ole Miss tradition, winning four of five games during that maiden season, including a 56-0 victory over Southwest Baptist University of Jackson, Tenn., in the inaugural game on Nov. 11, 1893.

Early financial matters were the responsibility of the manager. Support came largely from the Athletic Association, which was made up of a combination of students and faculty members willing to back the athletes by payment of a small fee.

Although it has never been documented, it is thought that C.D. Clark of Tufts was the first paid football coach at Ole Miss. His name appears as manager of the team, as shown in the Ole Miss Magazine, dated November 1894.

### THE PRE-WWII YEARS

Prior to 1925, a total of 22 coaches took their turn as head coach at Ole Miss with only seven heading up the program for more than one season. Those early years were characterized by periods of both prosperity and difficulty: 1883-95, 12-3; 1896-1908, 24-36-1; 1909-14, 33-17-4; and 1915-24, 30-48.

Since the formation of the Athletics Committee in 1925, the Rebels have had just 14 head coaches, with three of those also handling the dual responsibility of athletic director. The establishment of the committee on a faculty-alumni basis (a student representative has since been added) seemed to re-establish alumni support for the football program and a bright future lay ahead.

Homer Hazel of Rutgers served as the head coach from 1925-29, winning 21 games, losing 22 and tying three before being succeeded by Ed Walker, a Stanford graduate, in 1930. While Walker's record was a modest 38-38-8 over his eight-year stay, he firmly established the direction of the football program. He took Ole Miss to its first bowl game in 1935, with the Rebels falling to Catholic University, 20-19 in the Orange Bowl. He also coached the Rebels' first All-America first-teamer, Bruiser



First Ole Miss All-American Bruiser Kinard (left)

Kinard, in 1936. Kinard, who also earned All-America first-team honors in 1937, would be the first of 46 Rebels to earn the prestigious national accolade.

Under Walker's tenure, Ole Miss took another step to help cement a solid future for Rebel football and other athletic teams when they became a charter member of the SEC in 1933. The Rebels have competed in the league ever since. Prior to joining the SEC, Ole Miss had competed in the Southern Conference from 1922-32.

Harry Mehre, from Notre Dame, became the head coach in 1938 and put together a pre-war record of 39-26-1, which included several notable victories. Mehre led Ole Miss to its first ever victory over Vanderbilt in 1939, its first win in 11 years over LSU in 1938, and its first win over Tulane in 25 seasons in 1941.

The post-war period would prove to be the Rebels' most glorious era as C.M. "Tad" Smith, a member of the Ole Miss athletic family since 1929, succeeded Mehre as director of athletics. Smith would serve as athletic director for 25 years before retiring on Feb. 1, 1971.

Harold (Red) Drew of Bates was brought in as head coach in 1946 and Ole Miss football stood on the verge of becoming one of the most powerful and respected programs in the country. A long-time assistant coach at Alabama, Drew remained at Ole Miss just one season before returning to Tuscaloosa as head coach, but his brief stay would prove to change the course of Rebel football.

### VAUGHT PLACES OLE MISS ON NATIONAL FOOTBALL MAP

John Vaught, a line coach under Drew and a former All-American at TCU, remained in Oxford as head coach in 1947 and led the Ole Miss program to national prominence over the next 24 years.

In his first season at the helm in 1947, the Rebels posted a 9-2 record and won the first of six SEC crowns (1947, 1954, 1955, 1960, 1962, 1963). That 1947 season also saw Ole Miss great Charlie Conerly become the first Rebel player to be a contender for the Heisman Trophy, placing fourth in the voting for the prestigious honor. Vaught's first year proved to be a sign of good

things to come for Ole Miss. During his 24-year tenure, the Rebels would have only one losing campaign.

Vaught's squads, however, didn't stop at just winning league titles. The Rebels also claimed three national championships in 1959, 1960 and 1962. Ole Miss won the 1959 Dunkel System national crown, the

### SIX SEC TITLES

1947	9-2
1954	9-2
1955	10-1
1960	10-0-1
1962	10-0
1963	7-1-2

### TRADITION OF EXCELLENCE

- ✓ 3 National Titles
- ✓ 6 SEC Championships
- ✓ 1 SEC Western Division Championship
- ✓ 56 First Team All-America Selections
- ✓ 281 Professional Draft Selections
- ✓ Ranks T-18th Nationally with 36 Bowl Appearances
- ✓ Ranks T-10th Nationally with 23 Bowl Victories and Third in Winning Percentage (.639)
- ✓ 168 First Team All-SEC Selections

1960 Football Writers Association of America, Dunkel System, Williamson System national championships, and the 1962 Litkenhous Ratings national title. Vaught's 1959 squad, which was honored as the "SEC Team of the Decade," was ranked the third best collegiate football team from 1956 to 1995, according to the Jeff Sagarin Ratings released in January of 1996.

The Rebels were also among the winningest programs in the country under Vaught during the 1950s and 1960s. From 1950-59, Ole Miss posted an 80-21-5 record (.778 winning percentage). The 80 wins and 77.8

winning percentage were second to only Oklahoma during that decade. In the 1960s, Vaught guided the Rebels to a 72-20-6 record and a 76.5 winning percentage, which was the fourth best during that decade.

Under Vaught's guidance, Ole Miss made Hemingway Stadium (later named Vaught-Hemingway Stadium) one of the toughest places in the nation for opposing teams to play. In his 24 seasons at the helm, Vaught's teams compiled an impressive 57-6-2 record in Oxford for an astounding 89.2 winning percentage. From 1952-1964, the Rebels put together an incredible 34-

game homefield unbeaten streak (33-0-1), including 21-straight victories from 1952-59.

In the 1950s and 1960s under Vaught, Ole Miss was a fixture in the national polls. The Rebels were ranked atop the Associated Press poll for three weeks during the 1960 season and one week during the 1961 campaign. In 1964, Ole Miss was ranked preseason No. 1 in the Associated Press poll.

Vaught also made going to postseason play the norm rather than the exception for the Rebel football program. Ole Miss played in 15 consecutive bowl games from 1957-71 which, at that time, was a national record. In all, Vaught led Ole Miss to 18 bowl game appearances, posting a 10-8 record in those contests. For his efforts, Vaught was named SEC Coach of the Year six times (1947, 1948, 1954, 1955, 1960, 1962).

During his time at the helm, Vaught coached some of the best players ever to wear the Red & Blue. In 24 seasons, Vaught produced 26 All-America first-teamers. He also coached four players who finished in the top five in the Heisman Trophy voting. Along with Conerly in 1947, Charlie Flowers (5th in 1959), Jake Gibbs (3rd in 1960) and Archie Manning (4th in 1969, 3rd in 1970) were in the running for college football's top honor.

Failing health forced Vaught to resign his position in 1970 and the reins of the Ole Miss football program were turned over to Billy Kinard.

## REBEL NATIONAL CHAMPIONSHIP TEAMS



The 1959 Ole Miss Rebels  
National Champions: Berryman, Dunkel and Sagarin



The 1960 Ole Miss Rebels  
National Champions: Football Writers, Billingsley, DeVold, Dunkel, Football Research, National Championship Foundation and Williamson



The 1962 Ole Miss Rebels  
National Champions: Billingsley, Litkenhous and Sagarin

## THE POST-VAUGHT YEARS

Kinard became the first Ole Miss alumnus to lead the football program, while Frank "Bruiser" Kinard, an offensive line coach under Vaught since 1948, was named to replace Smith as athletic director that same year.

The Rebels went 16-9 under Billy Kinard, including a 10-2 record and a 41-18 Peach Bowl victory over Georgia Tech in his first year in 1971. Kinard's 10 victories in '71 are tied for fourth most by a first-year head coach in NCAA Division I history.

Kinard coached the Rebels through the 1972 campaign and the third contest of the 1973 season before startling developments following the Sept. 22, 1973, game with Memphis State saw both Kinards replaced by Vaught. Vaught returned to the field to guide the Rebels through the remainder of the 1973 season while also taking on the responsibility of athletic director.

Following the 1973 football campaign, Vaught resigned once again as head coach, but remained on as athletic director. His final record with the Rebels was an amazing 190-61-12. The 190 victories still rank Vaught among the top 25 winningest coaches in NCAA Division I history, and he is the fourth-winningest coach in SEC history behind Bear Bryant's (Alabama) 323 wins, Lou Holtz's (South Carolina) 238 wins and Vince Dooley's (Georgia) 201 victories. In 1979, Vaught was inducted in the National College Football Hall of Fame.

Ken Cooper, an assistant under Kinard since 1971, was named head coach on Jan. 17, 1974, and took Ole Miss through the 1977 season. Cooper compiled a 21-23 record during his four years at the helm, and his tenure is probably best remembered for one hot and humid day in September 1977. In one of the most memorable games in Rebel football history, Ole Miss upset Notre Dame, 20-13 in Mississippi Memorial Stadium on Sept. 17, 1977, in Jackson. That loss was the Irish's lone setback of the

OLE MISS AND THE HEISMAN TROPHY VOTE

**1947**

1. John Lujack, Notre Dame
2. Bob Chappuis, Michigan
3. Doak Walker, Southern Methodist
4. **CHARLIE CONERLY, OLE MISS**
5. Harry Gilmer, Alabama

**1959**

1. Billy Cannon, LSU
2. Richie Lucas, Penn State
3. Don Meredith, Southern Methodist
4. Bill Burrell, Illinois
5. **CHARLIE FLOWERS, OLE MISS**

**1960**

1. Joe Bellino, Navy
2. Tom Brown, Minnesota
3. **JAKE GIBBS, OLE MISS**
4. Ed Dyas, Auburn
5. Bill Kilmer, UCLA

**1969**

1. Steve Owens, Oklahoma
2. Mike Phipps, Purdue
3. Rex Kern, Ohio State
4. **ARCHIE MANNING, OLE MISS**
5. Mike Reid, Penn State

**1970**

1. Jim Plunkett, Stanford
2. Joe Theismann, Notre Dame
3. **ARCHIE MANNING, OLE MISS**
4. Steve Worster, Texas
5. Rex Kern, Ohio State

**2003**

1. Jason White, Oklahoma
2. Larry Fitzgerald, Pittsburgh
3. **ELI MANNING, OLE MISS**
4. Chris Perry, Michigan
5. Darren Sproles, Kansas State



Charlie Conerly




Charlie Flowers



Jake Gibbs



Archie Manning



Eli Manning



*(Photo courtesy of the Downtown Athletic Club of New York City, Inc.)*

1977 campaign, as Notre Dame finished the season with an 11-1 record and claimed the national title.

Following the 1977 season, Steve Sloan was hired as the new Rebel boss and began his five-year stint in 1978. Sloan posted a 20-34 record from 1978-82.

**BREWER RETURNS**

After stepping outside the Ole Miss family football tree the previous nine seasons, Ole Miss looked for a familiar face to lead the football program, and the Rebels found that person when Billy Brewer returned to Oxford to take over as head coach in December of 1982.

In his first season in 1983, Brewer put the Ole Miss program on the road back to national prominence. Brewer guided the Rebels to their first winning regular season since 1977 with a 7-4 mark. The Rebels received their first bowl game invitation since 1971 and met Air Force in the Independence Bowl. Ole Miss dropped a 9-3 decision to the Falcons and finished with a 7-5 record.

Brewer followed his first season with 10 more at the helm of the Rebel program. During his tenure, he led the Rebels to five more winning seasons and four additional bowls, including Ole Miss' 1990 New Year's Day Gator Bowl appearance. The Jan. 1 bowl game was the program's first since 1969. Brewer was named SEC Coach of the Year in 1986 (8-3-1 record) and 1990 (9-3 record), and the 1986 season saw the Rebels return to the national rankings for the first time in over a decade. In his 11 seasons, Brewer also led Ole Miss to eight Egg Bowl victories over rival, Mississippi State.

Brewer coached 11 years (1983-93) and compiled a 67-56-3 record, making him the second winningest Ole Miss football coach behind Vaught. Brewer was dismissed just prior to the 1994 season, and Joe Lee Dunn took over as interim coach, directing the Rebels to a 4-7 record under difficult circumstances.

**REBELS ON THE RISE**

In the mid-1990s Ole Miss football was somewhat down, but not out, and it needed a boost of energy to revitalize the program. On Dec. 2, 1994, Tommy Tuberville

was selected as the coach in charge of getting the Rebels on the right track.

After serving as an assistant coach on the collegiate level for nine seasons (eight at Miami and one at Texas A&M), Tuberville began creating excitement in his first season in 1995, finishing the campaign with a 6-5 record and an Egg Bowl victory over Mississippi State.

That excitement grew to a fever pitch in 1997, when Ole Miss recorded its best season since 1992 with an 8-4 record, a thrilling 15-14 Egg Bowl victory and a Motor City Bowl win over Marshall. The bowl appearance was the program's first since 1992, and the Rebels earned a final national ranking of No. 22 in both polls.

The revitalized Ole Miss program continued its winning ways in 1998, despite a coaching change following the regular season. David Cutcliffe took over as head coach on Dec. 2, 1998. Cutcliffe, who came to Ole Miss from his offensive coordinator post at Tennessee, took over the reins just 29 days before the Rebels' Sanford Independence Bowl date versus Texas Tech. Despite the short preparation time for the game, Cutcliffe led the Rebels to a 35-18 victory over the Red Raiders, quite arguably the biggest upset of the 1998 bowl season.

**OFFENSIVE FIREWORKS OVER OXFORD**

Cutcliffe, who is recognized as one of the top offensive minds in collegiate football, brought a high-powered offensive style that had Rebel fans waiting with anticipation for each season to start.

In his six seasons, the Rebels averaged more than 350 points per year, including shattering the record for points scored in a season during the 2003 campaign with 442. The previous mark was 391 points by the 2001 squad. During Cutcliffe's tenure, the Rebels set numerous game, season and career records.

Cutcliffe's football philosophy also translated into wins for the Rebel program. Under Cutcliffe, Ole Miss posted 44 overall victories, including four wins in the post-season.

In the time from 1997-2003, the Rebels played in six bowl games, which tied them with Arkansas for the

most bowl appearances among SEC Western Division schools during that span. The only SEC teams that made bowl appearances all seven years were Florida, Georgia and Tennessee, all Eastern Division squads.

In 2003, Cutcliffe guided the Rebels, who many picked to finish fifth in the SEC's Western Division, to a 10-3 overall mark and a share of the SEC West title with eventual BCS National Champion LSU. The title was the Rebels' first league football title of any sort since winning the conference crown in 1963. Following their 31-28 victory over Oklahoma State in the SBC Cotton Bowl Classic, the Rebels ended the 2003 campaign with a No. 13 national ranking. It was Ole Miss' first New Year's bowl since the 1991 Gator Bowl against Michigan.

Cutcliffe preceded his 2003 campaign with four winning seasons in 1999 (8-4), 2000 (7-5), 2001 (7-4) and 2002 (7-6), becoming the first Rebel mentor since Harry Mehre (1938-41) to post winning marks in his first five years. Cutcliffe also directed Ole Miss to four bowl appearances in his first five seasons, and is the only head coach in Ole Miss history to do so.

**36 BOWL APPEARANCES**

Bluebonnet Bowl.....	1964, 1966
BBVA Compass Bowl.....	2013
Cotton Bowl.....	1956, 1962, 2003, 2009, 2010
Delta Bowl.....	1948
Gator Bowl.....	1958, 1971, 1991
Independence Bowl.....	1983, 1986, 1998, ..... 1999, 2002
Liberty Bowl.....	1965, 1968, 1989, 1992
Motor City Bowl.....	1997
Music City Bowl.....	2000, 2013
Orange Bowl.....	1936
Peach Bowl.....	1971, 2014
Sugar Bowl.....	1953, 1955, 1958, 1960, ..... 1961, 1963, 1964, 1970
Sun Bowl.....	1967



## REBEL RECRUITING RAMPS UP

On December 16, 2004, Ole Miss turned to one of college football's premier recruiters and defensive line coaches in Ed Orgeron. Orgeron took control of the Rebel program after serving the previous seven seasons as defensive line coach at the University of Southern California, where he played a key role in Pete Carroll's Trojans winning back-to-back national championships in 2003 and 2004. Orgeron also served as USC's recruiting coordinator from 2001-2004 and was named the 2004 National Recruiter of the Year by *The Sporting News* and *Rivals.com*.

Orgeron's talent as a recruiter created a buzz among Rebel fans and drew national attention when Ole Miss' 2006 signing class finished as high as ninth in the rankings. All three of his recruiting classes were listed among the best in college football.

## NUTT LEADS REBELS TO CONSECUTIVE COTTON BOWLS

The Ole Miss football program sought a proven winner when Houston Nutt was introduced as the Rebels' 36th head coach on Nov. 28, 2007.

After guiding Arkansas to three SEC Western Division titles and eight bowl berths in his decade in Fayetteville, Nutt immediately reversed the Rebels' fortunes and guided Ole Miss to success that had not been experienced in Oxford in a half century.

Nutt's first two years at the helm produced consecutive nine-win seasons for the first time since 1961-62 and back-to-back January bowl victories for the first time since 1960-61.

In his first season in Oxford, Nutt led the Rebels to a 9-4 record (5-3 in the SEC), second in the West, a 47-34 win over Texas Tech in the AT&T Cotton Bowl Classic and a No. 14 final national ranking.

Rising as high as No. 4 in the national rankings in 2009, Nutt's Rebels knocked off No. 8 LSU, Tennessee and Arkansas en route to a second straight Cotton Bowl berth, in which Ole Miss prevailed over No. 18 Oklahoma State 21-7. The Rebels finished 20th in the AP poll.

## MISSISSIPPI NATIVE TABBED TO RETURN TITLES

A Mississippi native, inspirational leader and one of the nation's top rising coaches, Hugh Freeze was the first choice to return championships to Ole Miss Football and was introduced as the Rebels' 37th head coach on December 5, 2011.

He is the first coach in school history to guide the Rebels to a bowl game in each of his first three seasons.

## 19 NFL FIRST ROUND DRAFT PICKS

1939.....	Parker Hall	1991.....	Kelvin Pritchett
1942.....	Merle Hapes	1994.....	Tim Bowens
1954.....	Ed Beatty	1998.....	John Avery
1961.....	Bobby Crespino	2001.....	Deuce McAllister
1963.....	Jim Dunaway	2004.....	Eli Manning*
1966.....	Mike Dennis	2005.....	Chris Spencer
1966.....	Stan Hindman	2007.....	Patrick Willis
1971.....	Archie Manning	2009.....	Michael Oher
1985.....	Freddie Joe Nunn	2009.....	Peria Jerry
1990.....	Tony Bennett	* First Overall Pick	



Freeze guided the Rebels to their first nine-win regular season since 2003 and the Chick-fil-A Peach Bowl. Ole Miss was nationally ranked throughout the entire 2014 season, rising as high as No. 3 for the first time since 1964.

Among the accomplishments in Freeze's three-year tenure:

- 24-15 record
- Two bowl wins
- 22 weeks ranked in the nation's top 25
- At least one win over every other SEC West team
- Three straight top-15 ranked recruiting classes
- Three straight Vaught-Hemingway Stadium season ticket sellouts and season attendance records
- 77 graduated players

The foundation that was laid in 2012 and 2013 led the way for a memorable campaign last year. Ole Miss played in the very first of the inaugural New Year's Six bowl games - the Chick-fil-A Peach Bowl vs. TCU. The Rebels got there on the strength of the nation's No. 1 scoring defense (16.0 ppg allowed) and wins over four 10-win teams (Alabama, Boise State, Memphis, Mississippi State) and three conference champions (Alabama, Boise State,

Memphis). Freeze led Ole Miss to its most regular-season wins over ranked teams since 1969 and its highest national ranking (No. 3) since 1964.

October 4, 2014 will forever be remembered by Rebel Nation as the day ESPN's College GameDay and pop singer Katy Perry put Oxford in the national spotlight, and the Rebels knocked off the No. 1 Crimson Tide 23-17 for the program's first ever victory over the nation's top-ranked team.

Vaught-Hemingway Stadium is in the midst of a facelift that will provide Rebel fans with an even greater gameday atmosphere and more seating. As part of the \$150 million Forward Together capital campaign, the south end zone is being renovated to add 30 luxury suites and 770 club level seats, and the west suites are all being refinished.

While those updates will be in place for 2015, the facility's biggest changes are in store for 2016, when the north side of the stadium will be transformed into an exciting new "front door," complete with a plaza and bell tower.

A green space will also extend the Walk of Champions from The Grove all the way to the new plaza. Closing in the north end zone seating will bring stadium capacity to 64,038 and put the polishing touches on one of the nation's elite college football facilities.

The tradition continues for a program with a proud and storied history.

## 11 FORMER PLAYERS AND COACHES IN THE COLLEGE FOOTBALL HALL OF FAME

1951.....	Bruiser Kinard	1989.....	Archie Manning
1965.....	Charlie Conerly	1991.....	Parker Hall
1974.....	Barney Poole	1995.....	Jake Gibbs
1979.....	John Vaught	1997.....	Charlie Flowers
1984.....	Doug Kenna	2014.....	Wesley Walls
1987.....	Thad "Pie" Vann		

## NATIONAL CHAMPIONS



The 1959 Ole Miss team, which went 10-1, gave up only 21 points all season, and defeated LSU in the Sugar Bowl, was rated the third best squad since 1956 by Sagarin.

### 1959 OLE MISS TEAM RANKED THIRD IN SAGARIN RATINGS

Jeff Sagarin computed his list of the all-time highest-rated college football teams from 1956 to 1995. Sagarin has a weekly college football poll during each season which rates teams according to wins and losses and strength of schedule. His all-time team ratings and strength of schedule are based on Division I games only. This list was published in *USA Today* in January of 1996.

Team, Year	Rating	Record	Schd.
1. Nebraska, 1995	117.05	12-0-0	76.32
2. Nebraska, 1971	116.47	12-0-0	82.39
3. <b>OLE MISS, 1959</b>	<b>109.74</b>	<b>10-1-0</b>	<b>83.95</b>
4. Oklahoma, 1971	109.68	11-1-0	83.13
5. Ohio State, 1973	109.51	10-0-1	77.35
6. Washington, 1991	109.47	12-0-0	77.71
7. Oklahoma, 1973	109.40	10-0-1	84.79
8. Oklahoma, 1974	108.19	11-0-0	77.06
9. Southern Cal, 1972	107.66	12-0-0	79.51
10. Nebraska, 1972	106.96	9-2-1	80.28
11. Oklahoma, 1972	106.50	11-1-0	81.63
12. Florida State, 1987	106.44	11-1-0	80.61
13. Oklahoma, 1986	106.33	11-1-0	75.27
14. Notre Dame, 1966	106.32	9-0-1	77.35
15. Notre Dame, 1970	106.09	10-1-0	82.18
16. Penn State, 1994	105.82	12-0-0	79.87
17. Florida State, 1993	105.28	12-1-0	77.65
18. Alabama, 1971	104.61	11-1-0	85.31
19. Miami (Fla.), 1986	104.33	11-1-0	78.44
20. Texas, 1970	104.22	10-1-0	83.38
21. Syracuse, 1959	104.13	11-0-0	74.68
22. Notre Dame, 1988	103.86	12-0-0	80.27
23. Miami (Fla.), 1987	103.79	12-0-0	77.99
24. Nebraska, 1970	103.58	11-0-1	81.74
25. Alabama, 1973	103.41	11-1-0	76.89

### TEAM CHAMPIONS

- 1959 Berryman, Dunkel, Sagarin
- 1960 Football Writers, Billingsley, DeVold, Dunkel, Football Research, National Championship Foundation, Williamson
- 1962 Billingsley, Litkenhous, Sagarin

### TEAM OFFENSE

#### TOTAL OFFENSE

- 1961 (418.7 yards per game)

### TEAM DEFENSE

#### SCORING DEFENSE

- 1959 (2.1 points per game)
- 1963 (3.7 points per game)
- 2014 (16.0 points per game)

#### RUSHING DEFENSE

- 1963 (77.3 yards per game)

#### TOTAL DEFENSE

- 1954 (172.3 yards per game)
- 1962 (142.2 yards per game)
- 1993 (234.5 yards per game)

#### TEAM PUNTING

- 1964 (44.1 average per game)
- 1977 (43.4 average per game)
- 1979 (42.4 average per game)

## NATIONAL INDIVIDUAL STATISTICAL CHAMPIONS

#### RUSHING

- 1949 John (Kayo) Dottley (1,312 yards on 208 carries)

#### PASSING

- 1947 Charlie Conerly (133-of-233, 7 INT, 1,367 yards, 18 TD)

#### PASSING EFFICIENCY

- 1947 Charlie Conerly (125.8)

#### RECEIVING

- 1947 Barney Poole (52 for 513 yards, 8 TD)

#### SCORING

- 1938 Parker Hall (73 points: 11 TD/7 PATs)

#### KICK SCORING CHAMPIONS

- 1955 Paige Cothren (38 on 20 PATs, 6 FG)
- 1958 Bob Khayat (34 on 22 PATs, 4 FG)
- 1959 Bob Khayat (40 on 25 PATs, 5 FG)

#### INTERCEPTIONS

- 1949 Bobby Wilson (10 for 70 yards)

#### PASS INTERCEPTION YARDS

- 1938 Parker Hall (128 on 7; 18.29 avg.)

#### PUNTING

- 1964 Frank Lambert (44.1 yards per kick; 50-2,205)
- 1977 Jim Miller (45.9 yards per kick; 66-3,029)
- 2010 Tyler Campbell (46.37 yards per kick; 60-2,782)

#### PUNT RETURNS

- 1940 Junie Hovious (15.1 yards per return; 33-498)

#### PUNT-KICKOFF RETURNS

- 1938 Parker Hall (32 for 594 yards; 18.56 avg.)

#### ALL PURPOSE RUNNING

- 1938 Parker Hall (129.1 yards per game; 698 Rushing, 128 Interception, 594 Kickoff Return)

#### TOUCHDOWNS RESPONSIBLE

- 1938 Parker Hall (22-11 rush, 11 pass)

#### AVERAGE GAIN PER PLAY

- 1938 Parker Hall (6.46 yards)

#### PASSES DEFENSED

- 2000 Ken Lucas (30.0)

#### SOLO TACKLES PER GAME

- 2005 Patrick Willis (9.0)



**TYLER CAMPBELL**



## ALL-AMERICANS

### FIRST TEAM SELECTIONS

- 1936 **Frank (Bruiser) Kinard**, Tackle (Camp, INS, AAB)
- 1937 **Frank (Bruiser) Kinard**, Tackle (UP, INS, NBA, NY News, Par. News, FM)
- 1938 **Parker Hall**, HB (AP, UP, NY Sun, Brooklyn Eagle, W)
- 1947 **Charlie Conerly**, TB (UP, INS, NEA, FWAA-Look, All-Players, PIC, H, W, Grange, Crisler, Smith)  
**Barney Poole**, End (UP, Coaches, Camp, AAB, PIC, QB, NY News, Par. News, H, W)
- 1948 **Barney Poole**, End (AP, INS, All-Players, H, W, Fraley, Bill Stern)
- 1949 **John (Kayo) Dottley**, FB (KS, AAB, Colliers)
- 1952 **Kline Gilbert**, Tackle (AP, FWAA-Look, FD)  
**Jimmy Lear**, QB (Red Grange)
- 1953 **Crawford Mims**, Guard (AP, UP, Camp, NEA, FWAA-Look, Colliers, NEC, FD, SN, W)
- 1954 **Rex Reed Boggan**, Tackle (AP)
- 1956 **Paige Cothren**, FB (College Editors)
- 1957 **Jackie Simpson**, Guard (Coaches, FWAA-Look)
- 1959 **Charlie Flowers**, FB (AP, UPI, Camp, NEA, CP, FWAA-Look, Coaches, NBC, SN, NY News, FB News)  
**Marvin Terrell**, Guard (FWAA-Look)
- 1960 **Jake Gibbs**, QB (AP, UPI, Camp, NEA, CP, FWAA-Look, Coaches, NY News, SN, NBC, ABC, MN)  
**Johnny Brewer**, End (ABC)
- 1961 **Billy Ray Adams**, FB (FWAA-Look)  
**Jim Dunaway**, Tackle (FB News)  
**Treva Bolin**, Guard (Time)  
**Doug Elmore**, QB (CP)
- 1962 **Jim Dunaway**, Tackle (NEA, UPI, Camp, NY News, Time, CBS, SN, FB News, SI, B, Coaches)  
**Glynn Griffing**, QB (FWAA Look)
- 1963 **Kenny Dill**, Center (FWAA-Look, FB News)  
**Whaley Hall**, Tackle (Coaches)
- 1964 **Allen Brown**, End (AP, Time, SN)
- 1965 **Stan Hindman**, Guard (Time, NBC, SN, FB News)  
**Billy Clay**, DB (SN)
- 1966 **Jim Urbanek**, Tackle (FB News, Hunt, Pop)
- 1967 **Jim Urbanek**, Tackle (FB News)
- 1969 **Archie Manning**, QB (FB News)  
**Glenn Cannon**, Safety (Coaches, SN, Time)
- 1970 **Archie Manning**, QB (FB News)
- 1973 **Harry Harrison**, DB (NEA)
- 1975 **Ben Williams**, DL (Church)
- 1979 **Jim Miller**, Punter (UPI, NEA, FWAA, Camp, SN)
- 1984 **Freddie Joe Nunn**, DE (UPI, FB News)
- 1985 **Bill Smith**, Punter (FWAA, FB News, C&P)
- 1986 **Bill Smith**, Punter (Camp, C&P, IIAA)
- 1988 **Wesley Walls**, TE (AP, NCN)
- 1991 **Everett Lindsay**, OG (NFL)
- 1992 **Everett Lindsay**, OT (AP, FWAA, Athlon)
- 1996 **Kris Mangum**, TE (FD)
- 1998 **Rufus French**, TE (AP, Coaches, Camp, FB News, SN, C&P, AAFB, BCS, AFQ, CSN)
- 2000 **Ken Lucas**, CB (Rivals)
- 2001 **Terrence Metcalf**, OT (Camp, Coaches, FB News, AAFB)
- 2003 **Eli Manning**, QB (AAFB, SFW)  
**Jonathan Nichols**, Kicker (AAFB, SFW, DBFN)
- 2005 **Patrick Willis**, LB (CFN, AAFB, GG)
- 2006 **Patrick Willis**, LB (AP, FWAA, Camp, Rivals, SI, GG, ESPN, AAFB, CBSS, SN, CFN, Scout, PFW)
- 2008 **Michael Oher**, OL (AFCA, Camp, CBSS, CFN, FWAA, SN, Rivals, AP, ESPN, AAFB, AS)  
**Peria Jerry**, DT (AP, ESPN, AAFB, PFW, AS)
- 2009 **John Jerry**, OL (AAFB)  
**Dexter McCluster**, All-Purpose (AAFB)
- 2013 **Cody Prewitt**, FS (AP, USA Today, Lindy's)
- 2014 **Senquez Golson**, CB (Camp, FWAA, AP, SI, USA Today, ESPN, CBSS, Scout, Athlon, CSM, SOE)

**Guide to Abbreviations:** AAB (All-American Board), AAFB (All-America Football Foundation), ABC (American Broadcasting), AFQ (American Football Quarterly), AP (Associated Press), AS (Athlon Sports), B (Boston Record-American), BCS (Bowl Championship Series On-line), C&P (College & Pro Football Newsweekly), Camp (Walter Camp), CBS (Columbia Broadcasting), CBSS (CBS Sports.com), CFN (CollegeFootballNews.com), Church (Churchman's Sports Hall of Fame), Crisler (Fritz Crisler), Coaches (American Football Coaches Association), CP (Central Press), CSN (CollegeSportsNews.com), CSM (College Sports Madness), DBFN (Dick Butkus Football Network), ESPN (ESPN.com), FB News (Football News), FD (Football Digest), FM (Fox Movietone), FWAA-Look (Football Writers of America Association), Grange (Red Grange) GG (Gridiron Gazette), H (Houlgate), Hunt (Hunt Poll), IIAA (Independent Insurance Agents of America Senior All-America Team), INS (International News Service), KS (Kappa Sigma), MN (Movietone News), NBC (National Broadcasting), NCN (The National College Newspaper), NEA (Newspaper Enterprises Association), NFL (NFL Draft Report), PIC (Pic Magazine), PFW (Pro Football Weekly), Pop (Pop Warner), QB (Quarterbacker), Rivals (Rivals.com), SI (Sports Illustrated), Scout (Scout.com), Smith (Pitts Smith Rating System), SFW (Southern Football Weekly), SN (Sporting News), SOE (Sports on Earth), UP (United Press), UPI (United Press International), W (Williamson).


**1936 & 1937**  
**FRANK "BRUISER" KINARD**  
 T · 1935-37  
 JACKSON, MISS.



Member of College Football Hall of Fame who is considered one of the greatest players in Ole Miss and college football history ... Co-captain in 1937 ... All-America selection in 1936 and 1937 ... All-SEC in 1936 and 1937 ... Consensus All-Time All-America and All-Time All-SEC pick ... Played on

the 1938 Chicago All-Star Team ... Voted to the Southern Living South's Greatest Players Team ... Inducted into the Ole Miss Athletic Hall of Fame in 1986 ... Charter member of the Mississippi Sports Hall of Fame ... Member of the Helms Athletic Foundation Hall of Fame ... Inducted into the National Professional Football Hall of Fame in 1970 ... Five-time All-Pro in nine years of professional football for Brooklyn of the NFL and New York of the AAC ... Later served as offensive line coach from 1948-70 at Ole Miss ... Member of Ole Miss Team of the Century (1893-1992) and Walter Camp All-Century Team.

**1938**  
**PARKER HALL**  
 6-1 · 200 · HB · 1936-38  
 TUNICA, MISS.



All-America halfback in 1938 and a member of the College Football Hall of Fame ... First team All-SEC tailback in 1938 ... Participated in the Chicago All-Star Game in 1939 ... In 1938, led the nation in scoring with 73 points, highest average per rush (6.46), highest average per kickoff and punt

return (18.56), most pass interception yards (128 for 18.29 average), TDs responsible (22, 11 rushing and 11 passing) and all purpose yards per game (129.1) ... Ranked second in the nation with seven interceptions and average gain per play (7.53) ... Stood third in rushing (698 yards) and total offense (1,558 yards) ... Selected in the first round of the 1939 NFL Draft by the Chicago Bears ... Named NFL Player of the Year and Rookie of the Year in 1939 ... An All-Pro selection, he is considered the first NFL player to complete over 100 passes in a season ... Member of the Mississippi Sports Hall of Fame and the Ole Miss Athletic Hall of Fame.


**1947**  
**CHARLIE CONERLY**  
 6-1 · 183 · QB · 1942 · 1946-47  
 CLARKSDALE, MISS.



Considered one of the greatest players ever at Ole Miss and is a member of the College Football Hall of Fame ... Was a tailback in college, but did the passing ... Earned consensus All-America in 1947 when he led the Rebels to their first SEC title and a victory over TCU in the Delta Bowl ... Placed fourth

in the Heisman Trophy balloting ... Two-time All-SEC performer ... Was Player of the Year in the SEC as well as Back of the Year ... Set numerous records and still ranks 14th in career total offense with 3,076 yards ... Is ranked 14th in career passing with 2,313 yards and 26 TDs ... Compiled an outstanding 14-year NFL career as a quarterback with the New York Giants ... Was NFL "Rookie of the Year" in 1948 ... Led Giants to 1956 NFL Championship ... Twice selected All-Pro ... Inducted into Ole Miss Athletics Hall of Fame in 1987, Mississippi Sports Hall of Fame in 1966, U.S. Marine Corps Sports Hall of Fame in 2010 and New York Giants Ring of Honor in 2010 ... Member of Ole Miss Team of the Century (1893-1992) ... Named an SEC Legend in 1994.

**1947 & 1948**  
**BARNEY POOLE**  
 6-3 · 220 · LE · 1942 · 1947-48  
 GLOSTER, MISS.



A member of the College Football Hall of Fame who is recognized as one of the greatest ends in SEC and college football history ... Earned All-America honors at both Army and Ole Miss ... Had 70 career pass receptions at Ole Miss for 764 yards and 11 TDs ... Ranked second for most

catches in a season, 52 for 511 yards and eight TDs in 1947 ... Established a record for most receptions in a single game with 13 against Tennessee-Chattanooga in 1947 ... Consensus All-SEC and All-America in 1947 and 1948 ... Participated in the North-South All-Star Game and served as his team's captain in the Chicago All-Star Game ... Played professional football for Dallas, Baltimore and New York ... Member of the Helms Athletic Foundation Hall of Fame, and the Mississippi Sports Hall of Fame ... Selected to the Ole Miss Athletic Hall of Fame in 1987 ... Member of Ole Miss Team of the Century (1893-1992) ... Selected to SEC Players of the Millennium ... Named an SEC Legend in 1995.


**1949**  
**JOHN "KAYO" DOTTLEY**  
 6-0 · 198 · FB · 1947-50  
 MCGEEHEE, ARK.



One of the greatest runners in Ole Miss history ... Earned All-America honors in 1949 when he led the nation in rushing and the SEC in scoring ... All-SEC in 1949 and 1950 ... One of only two players to rush for 1,000 yards twice ... First of four individuals to rush

for 1,000 yards in a season ... Had 1,312 yards on 208 carries in 1949 and then rushed for 1,007 on 191 carries in 1950 ... Three of the top five individual game rushing efforts were compiled by Dottley ... Had 235 yards vs. Chattanooga in 1949, 230 yards vs. TCU in 1949, and 216 vs. Mississippi State in 1949 when he carried the football 40 times ... Played in North-South Game, Senior Bowl and Chicago All-Star Game ... Played three years with the Chicago Bears and was a Pro Bowl pick in 1951 ... Inducted into the Mississippi Sports Hall of Fame in 1971 and the Ole Miss Athletic Hall of Fame in 1987 ... Member of Ole Miss Team of the Century (1893-1992) ... Named an SEC Legend in 1995.


**1952**  
**KLINE GILBERT**  
 6-2 · 215 · T · 1950-52  
 HOLLANDALE, MISS.



Co-captain of the 1952 squad ... All-America in 1952 ... First Team All-SEC tackle in 1952 ... Also earned All-South honors ... Participated in the Chicago All-Star Game in 1953 ... Five-year player in the NFL with the Chicago Bears ... Member of the Mississippi Sports Hall of Fame and the Ole Miss Athletic

Hall of Fame.

**1952**  
**JIMMY LEAR**  
 5-11 · 172 · QB · 1950-52  
 GREENWOOD, MISS.



Three-year letterman at quarterback ... 1952 All-American ... Also handled kicking and punting duties ... Is 19th on the Ole Miss All-Time passing yardage list with 1,773 yards ... Led Ole Miss to its first undefeated season in 1952, which was capped off by a berth in the Sugar Bowl ...

Elected Colonel Rebel as a student ... Second team All-SEC in 1951 and 1952 ... Inducted into Mississippi Sports



# HISTORY & RECORDS

... Hall of Fame in 1991 and Ole Miss Athletic Hall of Fame in 1988 ... Named an SEC Legend in 2009.

**1953**  
**CRAWFORD MIMS**  
**5-10 · 195 · RG · 1951-53**  
**CARROLLTON, MISS.**



An All-South, All-SEC and consensus All-American guard ... Helped lead Ole Miss to consecutive first place finishes in SEC total offense ... Participated in 1952 squad that was the first Ole Miss team to complete the season with a top-10 ranking ... Awarded the Jacobs

Trophy in 1953, signifying the best blocker in the SEC ... Participated in the Senior Bowl, the Chicago All-Star Game and the North-South Shrine Game where he was named the game's MVP ... Inducted into the Mississippi Sports Hall of Fame in 1995 and the Ole Miss Sports Hall of Fame in 1988.


**1954**  
**REX REED BOGGAN**  
**6-4 · 235 · T · 1949-50, 1954**  
**MEMPHIS, TENN.**



Outstanding All-America tackle for the Rebs ... Lettered in 1949-50 before he entered the Marines ... While a Marine, played service football and was named All-Service and MVP of his team ... Although drafted by the New York Giants in 1951, he returned to Ole Miss for the 1954 season ... Helped lead

Rebs to 9-1 record and the SEC championship ... Earned All-SEC honors and then played in the Chicago All-Star Game and the Senior Bowl ... Played one year with the New York Giants ... Inducted into the Ole Miss Athletic Hall of Fame in 1988.

**1956**  
**PAIGE COTHREN**  
**5-11 · 195 · FB · 1954-56**  
**NATCHEZ, MISS.**




As a fullback-kicker, was one of the most versatile players in Ole Miss football history ... Earned All-America honors in 1956 and All-SEC laurels in 1955-56 ... Played on two SEC championship teams ... Won Jacobs Trophy in 1955, symbolizing the best blocker in the SEC ... Led the SEC in scoring

in 1955 with 74 points ... Also won the NCAA kick scoring championship in 1955 with 38 points ... Rushed for 1,390

yards in his Rebel career ... Played in the North-South All-Star Game, Chicago All-Star Game, and the Hula Bowl ... Played for Los Angeles and Philadelphia in the NFL ... Led NFL in field goals in 1958 ... Inducted into Ole Miss Athletic Hall of Fame in 1988.


**1957**  
**JACKIE SIMPSON**  
**6-0 · 205 · LG · 1955-57**  
**MEMPHIS, TENN.**



Co-captain of the 1957 squad ... Earned consensus All-American recognition in 1957 ... A member of the All-Time Sugar Bowl Team ... Participated in the Senior Bowl and was named the South team's Most Outstanding Lineman ... Played with Denver and Oakland of the AFL and Montreal, Toronto

and Winnipeg of the CFL ... AFL and NFL coaching career spanned three decades ... Selected to the Ole Miss Athletic Hall of Fame in 1988.


**1959**  
**CHARLIE FLOWERS**  
**6-0 · 198 · FB · 1957-59**  
**MARIANNA, ARK.**



Member of the College Football Hall of Fame ... Captain of the 1959 team and helped lead the Rebels to a share of the national championship ... All-America fullback in 1959 ... First team All-SEC fullback in 1958 ... An Academic All-America selection in 1959 and an Academic All-SEC honoree in 1958-59 ...

Finished fifth in the 1959 Heisman Trophy race ... Led the SEC in rushing in 1957 and 1959 and in scoring in 1959 ... Member of the All-Time Sugar Bowl Team for the years 1955-62 ... Shares school record for single-season rushing average (7.4 yards per play) ... Career rushing yardage of 1,730 ranks 10th all-time ... Spent four years in the NFL ... Inducted into the Mississippi Sports Hall of Fame and the Ole Miss Athletic Hall of Fame ... Member of Ole Miss Team of the Century (1893-1992) ... Named an SEC Legend in 1999.

**1959**  
**MARVIN TERRELL**  
**6-0 · 210 · G · 1957-59**  
**INDIANOLA, MISS.**



One of the finest offensive linemen in Ole Miss history ... A first team All-American in 1959 ... A consensus All-SEC selection in 1959 ... Named the SEC's Lineman of the Year by the Atlanta Constitution ... In his three seasons on the Rebel

squad, the team compiled a 25-4-1 record and participated in two Sugar Bowls and one Gator Bowl ... The 1959 Rebels completed the season ranked second in all the major polls and were arguably the finest team in the country and shared the national championship ... Drafted by the Dallas team of the AFL after a solid performance in the 1960 Senior Bowl and remained with the team after they relocated in Kansas City ... Became a member of the Toronto CFL team in 1964 ... Inducted into the Mississippi Sports Hall of Fame in 2001 and the Ole Miss Athletic Hall of Fame in 1988 ... Member of Ole Miss Team of the Century (1893-1992).

**1960**  
**JAKE GIBBS**  
**6-0 · 185 · QB · 1958-60**  
**GRENADA, MISS.**




A member of the College Football Hall of Fame who was selected by Sports Illustrated as the eighth best collegiate quarterback of the modern-day era ... Co-captain of the 1960 team ... All-America quarterback in 1960 ... First Team All-SEC in 1959 ... Led the Rebels to

a share of National Championships in 1959 and 1960 as the quarterback ... Finished third in the 1960 Heisman Trophy race ... Voted the SEC Back of the Year and the SEC Player of the Year in 1960 ... Selected the Most Outstanding Player of the 1961 Sugar Bowl after scoring two TDs in the Rebels' victory over Rice ... Led the SEC in passing and total offense in 1959 ... Member of the 1959 SEC "Team of the Decade" ... A member of the Mississippi Sports Hall of Fame and the Ole Miss Athletic Hall of Fame ... Named an SEC Football Legend in 2006 and SEC Baseball Legend in 2014 ... Selected to SEC Players of the Millennium.



**1960**  
**JOHNNY BREWER**  
 6-4 · 226 · E · 1959-60  
 REDWOOD, MISS.



First team All-America in 1960 ... First team All-SEC in 1959 and 1960 ... Also named SEC Most Valuable Offensive Lineman in final two seasons ... Shares the Ole Miss record for most TD receptions in a single game, catching three against Tulane in 1960 ... Participated in the 1961 Chicago All-Star game, Senior Bowl and Coaches Association All-America Bowl Game ... Inducted into Ole Miss Athletic Hall of Fame in 1991 and the Mississippi Sports Hall of Fame in 2004.

**1961**  
**BILLY RAY ADAMS**  
 6-2 · 210 · FB · 1959-61  
 COLUMBUS, MISS.



As a senior, earned All-America and All-SEC honors ... Also received an invitation to the 1962 Senior Bowl ... Led the Rebels in rushing yardage and scoring, finishing second in SEC productivity and leading in total TDs with 10 ... Inducted in Mississippi Sports Hall of Fame in 1987 and the Ole Miss Athletic Hall of Fame in 1990 ... Named an SEC Legend in 2003.

**1961 & 1962**  
**JIM DUNAWAY**  
 6-4 · 260 · OL · 1960-62  
 COLUMBIA, MISS.




Helped lead the Rebels to a share of 1960 and 1962 national championships as well as a pair of SEC titles ... Earned All-America honors in 1961 and again in 1962 ... Was All-SEC final two years ... Played in Senior Bowl, Chicago All-Star Game, and Coaches All-America Bowl ... Had an outstanding 10-year pro career with the Buffalo Bills and Miami Dolphins ... Chosen All-Pro in 1966 and 1968 ... Selected to Ole Miss Athletic Hall of Fame in 1990 ... Member of Ole Miss Team of the Century (1893-1992).

**1961**  
**TREVA "BOOKIE" BOLIN**  
 6-3 · 222 · G · 1960-61  
 OKOLONA, MISS.



Excelled as an offensive guard and helped lead the Rebels to the 1960 national championship ... Earned first team All-America honors in 1961 and second team in 1960 ... Selected Academic All-SEC in 1960 ... Played six years with the New York Giants and two years with Minnesota ... Inducted into the Ole Miss Athletic Hall of Fame in 1992.

**1961**  
**DOUG ELMORE**  
 6-0 · 187 · QB · 1959-61  
 REFORM, ALA.



First team All-America selection in 1961 when he was a tri-captain of the Rebels ... Second team All-SEC quarterback in 1961 ... Played in the Coaches Association All-America Bowl in 1962 ... Academic All-America and Academic All-SEC in 1961 ... Elected to the Ole Miss Athletic Hall of Fame in 1990 ... Played one season in the NFL with Washington and one in the CFL with Calgary.

**1962**  
**GLYNN GRIFFING**  
 6-1 · 200 · QB · 1960-62  
 CULKIN, MISS.



Co-captain of the 1962 squad, the only undefeated and untied team in Rebel history, as Ole Miss won a share of the national championship ... First team All-America and All-SEC QB in 1962 ... Completed 127 of 235 passes for 1,757 yards and 23 TDs during his career ... Was 72 of 122 for 882 yards and 11 TDs as a senior ... Played in the Chicago All-Star Game and the Coaches Association All-America Bowl in 1963 ... Earned MVP honors for the 1963 Senior Bowl ... Also a member of 1960 team which shared the National Championship ... Named the Atlanta TD Club's SEC Back of the Year in 1962 ... Completed the perfect 1962 record by leading Ole Miss to a victory over Arkansas in the 1963 Sugar Bowl ... Voted the game's Most Outstanding Player after completing 14 passes for 242 yards ... Owns the school record for total offense season average (8.1 yards per play in 1961) ... Racked up 257 total yards in the 1963 Sugar Bowl and 208 in the 1962

Cotton Bowl ... Spent one year in the NFL ... Inducted into the Mississippi Sports Hall of Fame in 2002 and the Ole Miss Athletic Hall of Fame in 1989 ... Named an SEC Legend in 2012.

**1963**  
**KENNY DILL**  
 6-4 · 215 · C-LB · 1961-63  
 WEST POINT, MISS.




Earned first team All-America and All-SEC honors in 1963 when Ole Miss won the SEC title ... Co-captain of 1963 squad ... During his three years, Ole Miss went 25-1-2, claiming two league crowns and three Top 10 rankings ... Selected Most Outstanding Lineman in the SEC ... Inducted into the Ole Miss Athletic Hall of Fame in 1989 ... Member of the Ole Miss Team of the Century (1893-1992).

**1963**  
**WHALEY HALL**  
 6-3 · 230 · T · 1961-63  
 TRUSSVILLE, ALA.



Co-captain in 1963 ... First team All-SEC tackle in 1963 ... Played in the Senior Bowl and the Coaches Association All-America Bowl in 1964 ... Named the Birmingham TD Club's SEC Outstanding Lineman in 1963 ... Was a member of 1962 undefeated Ole Miss team which shared the national championship ... Inducted into the Ole Miss Athletic Hall of Fame in 1995.

**1964**  
**ALLEN BROWN**  
 6-4 · 225 · E · 1962-64  
 NATCHEZ, MISS.



Co-captain on the 1964 team ... First team All-America in 1964 ... First team All-SEC in 1963 and 1964 ... Helped lead Rebels to a 22-6-3 regular season mark in his tenure with two Sugar Bowl and one Bluebonnet Bowl appearances ... Helped Rebels earn a share of the National Championship in 1962 ... Participated in the 1964 Blue-Gray Game and the 1965 Chicago All-Star game and Senior Bowl ... Inducted into the Ole Miss Athletic Hall of Fame in 1989 and the Mississippi Sports Hall of Fame in 2010 ... Played for Vince Lombardi's Green Bay Packers in 1966-67, winning Super Bowls I & II ... Named an SEC Legend in 2004.




**1965**  
**STAN HINDMAN**  
6-3 · 230 · C-G · 1963-65  
NEWTON, MISS.



Co-captain in 1965 when he earned first team All-American honors ... Three-time first team All-SEC selection ... Played on three bowl teams, including SEC Champion 1963 squad that went to Sugar Bowl ... Academic All-SEC in 1965 ... Sophomore All-SEC in 1963 ...

Played in the Coaches Association All-American Bowl Game in 1965 ... Participated in the 1966 Senior Bowl ... NCAA Postgraduate Scholarship winner in 1966 ... Academic All-American in 1965 ... Played professionally with the San Francisco 49ers from 1966-74 ... Inducted into the Mississippi Sports Hall of Fame in 1988 and the Ole Miss Athletic Hall of Fame in 1992 ... Member of Ole Miss Team of the Century (1893-1992) ... Named to the 1960s All-SEC team.


**1965**  
**BILL CLAY**  
6-0 · 192 · WB-DHB · 1963-65  
JACKSON, MISS.



Although he missed four games with an injury his senior year, Bill was still selected to the 1965 defensive All-America squad as a safety ... The injury cost him All-SEC honors, but was still named to the All-America team ... Selected to play in the 1966 Chicago All-Star game, but did not participate due to an injury ...

Played in the 1965 Coaches Association All-America Bowl, 1965 North-South Game, and 1966 Senior Bowl ... Had an interception in Senior Bowl and North-South Game ... His 39-yard TD interception lifted the South to a 21-14 win ... Played one year with the Washington Redskins ... Inducted into the Ole Miss Sports Hall of Fame in 1996.

**1966 & 1967**  
**JIM URBANEK**  
6-4 · 240 · RT · 1965-67  
OXFORD, MISS.



Received first team All-American status in 1966 and 1967 ... Was selected first team All-SEC in 1965, 1966 and 1967 ... As a sophomore, he had 114 tackles, including 80 solo stops, which both set Rebel records, as did his 21-tackle effort against Florida ... Named to the Sophomore

All-Southeastern team as a defensive tackle in 1965 ... Voted Southeastern Lineman of the Week for his 1966 performance against Houston ... Played in the 1968 Hula Bowl ... Played professionally for one season with the Miami Dolphins ... Inducted into the Ole Miss Athletics Hall of Fame in 2002.

**1969 & 1970**  
**ARCHIE MANNING**  
6-3 · 198 · QB · 1968-70  
DREW, MISS.



Member of the College Football Hall of Fame who is considered one of the greatest quarterbacks in Ole Miss and SEC history ... Ended his career with 5,576 yards of total offense, accounting for a school-record 56 TDs ... Still holds several school records, with a number of his previous records having

been broken by his son, Eli ... Co-captain of the 1970 Sugar Bowl champions ... His No. 18 was the first Ole Miss jersey to be retired in 1986 ... Earned All-America and All-SEC honors in both 1969 and 1970 ... Finished fourth in balloting for the Heisman Trophy in 1969, and third in 1970 ... Named National Back of the Year in 1969 ... Held the SEC record for most total offense in one game, 540 yards against Alabama in 1969, until 2012 ... Was No. 2 overall pick by New Orleans in 1971 NFL Draft ... Went on to have an outstanding 14-year pro career with New Orleans, Houston and Minnesota ... Member of Ole Miss Team of the Century (1893-1992) and SEC All-Century Team ... Named an SEC Legend in 1998 ... Member of the Mississippi Sports Hall of Fame, Ole Miss Sports Hall of Fame and National Quarterback Club Hall of Fame ... Named an All-Time All-American and received the Davey O'Brien Legends Award ... Member of the Louisiana Superdome Wall of Fame and New Orleans Saints Ring of Honor.

**1969**  
**GLENN CANNON**  
6-2 · 182 · S · 1967-69  
GULFPORT, MISS.



Co-captain of the 1969 Rebels ... Selected as an All-American in 1969 ... Also earned All-SEC honors in 1968 and 1969 ... Helped Ole Miss beat Arkansas, 27-22, in the 1970 Sugar Bowl when his hit on Chuck Dicus forced a fumble, which he recovered to seal the win ...

Also intercepted a pass in the end zone against Arkansas ... Shares the Ole Miss record for most passes intercepted in a game, three against LSU in 1968 ... Had five interceptions in 1967, seven in 1968 and seven more in 1969 ... Ranks second in Ole Miss history for most career pass interceptions with 19, only one shy of Bobby Wilson's 20 ... Member of Ole Miss Team of the Century (1893-1992).

**1973**  
**HARRY HARRISON**  
6-1 · 182 · S · 1971-73  
BAY SPRINGS, MISS.



Earned three letters during his career at Ole Miss and was a two year starter at safety ... Also played wide receiver ... Voted All-America defensive back in 1973 by the Newspaper Enterprise Association ... Also selected to Pi Kappa Alpha Fraternity All-America team in 1973 ... Second team

Associated Press All-SEC safety in 1973 ... An Academic All-SEC honoree in 1973 and a preseason All-SEC pick of The Birmingham News ... Led the SEC in interceptions with nine in 1972, which also ranked second in the nation and was the second highest single season total in Ole Miss history, one shy of Bobby Wilson's record of 10 ... Had 82 tackles his junior season ... Third leading tackler on team in 1973 with 91 and also had six pass interceptions ... Owns the school's third highest career interception mark with 16, ranking behind Bobby Wilson's 20 and Glenn Cannon's 19 ... Had 181 career tackles, including 116 solo hits, and broke up 15 passes ... Also recovered one fumble ... Signed NFL contract with the New Orleans Saints ... Inducted into the Ole Miss Athletic Hall of Fame in 1994.


**1975**  
**BEN WILLIAMS**  
6-3 · 253 · DT · 1972-75  
YAZOO CITY, MISS.



Co-captain on the 1975 team ... Voted a first team All-American in 1975 ... A consensus first team All-SEC member in 1974 and 1975 ... Had 377 career tackles ... Led Rebels in tackles as a senior with 116 ... Recorded a team best 96 tackles as a junior and had 111 in 1973 when he was a sophomore ...

His 18 QB sacks in 1973 is a Rebel record ... Participated in the 1976 Senior Bowl, 1976 Coaches Association All-America Bowl, and 1975 East-West Game ... Voted the National Lineman of the Week and Southeastern Lineman of the Week for his 1973 performance against Villanova ... Three times selected to the Southeastern Defensive Player of the Week ... Played professionally with the Buffalo Bills from 1976 to 1985 ... Inducted into the Mississippi Sports Hall of Fame in 1997 and the Ole Miss Sports Hall of Fame in 1993 ... Member of Ole Miss Team of the Century (1893-1992) ... Selected an SEC Legend in 2002 ... The Manning Center's Williams-Reed Football Foyer is named in his honor.

**1979**  
**JIM MILLER**  
 5-11 • 182 • P • 1976-79  
 RIPLEY, MISS.




First team All-American in 1979 ... All-SEC honoree 1977-79 ... Averaged 43.4 yards on 266 career punts, fourth best in Ole Miss history ... Tied for most punts in a game with 12, set in 1978 ... In one game, averaged 51.7 yards per punt in six attempts, which is top-10 in Rebel history ... Still ranks second for most punting yards in a season with 3,283 yards and is first for career with 11,549 yards ... Is the all-time leader in most punts with 266 ... Finished No. 1 in the nation in 1977 in punting, averaging 45.9 yards ... Member of Ole Miss Team of the Century (1893-1992) ... Member of Ole Miss Sports Hall of Fame.

**1984**  
**FREDDIE JOE NUNN**  
 6-5 • 227 • DE • 1981-84  
 NANIH WAIYA, MISS.



Co-captain of the 1984 Rebel squad ... First team All-American in 1984 ... Led Rebel defense with 123 tackles (53 solo) and six QB sacks ... Finished with 301 career tackles at Ole Miss ... First-team All-SEC in both 1983 and 1984 ... Played in the '84 Senior Bowl and Hula Bowl ... Received SEC Player of the Week award twice in 1984 for his performance against Memphis State and Arkansas ... Selected in first round of 1985 NFL Draft by the St. Louis Cardinals ... Had an outstanding 12-year NFL pro career, playing for St. Louis, Phoenix, and Indianapolis ... Made All-Rookie team in 1985 ... Member of Ole Miss Team of the Century (1893-1992) ... Named to the 1980s All-SEC team.

**1985 & 1986**  
**BILL SMITH**  
 6-3 • 217 • P-K • 1983-86  
 LITTLE ROCK, ARK.



One of the top punters of the modern era ... Still holds several NCAA records ... Averaged 44.3 yards on 254 career punts ... His 92-yard punt against Southern Mississippi in 1984 is the longest in Ole Miss history ... Earned All-America honors in 1985 and 1986 ... Selected to the All-SEC teams in 1984, 1985 and 1986 ... Participated in the 1986 Senior Bowl and the 1986 Blue-Gray Game ... A member of

the Athlon All-Time All-America squad ... Currently holds Ole Miss record for best single game punting average at 84.5 yards ... Also holds second highest season punting average with a 47.7 mark in 1984 ... Leads Rebel record section with the most consecutive games having one or more 50 yard punts (32, 1983-86) ... Named to the 1980s All-SEC team.

**1988**  
**WESLEY WALLS**  
 6-5 • 250 • LB-TE • 1985-88  
 PONTOTOC, MISS.




Enshrined in the College Football Hall of Fame in 2014 ... Made first team All-America and All-SEC in his only year as a tight end, 1988, when he caught 36 passes for 426 yards and three TDs ... Had seven catches for 79 yards in 1988 upset of Alabama ... Co-captain of the 1988 team ... Had 106 career tackles before being switched to tight end ... Selected to play in both the 1988 Senior Bowl and East-West Game ... Participated in the 1988 Blue-Gray Game ... A first team Academic All-American in 1988 ... Academic All-SEC for three seasons (1986-87-88) ... Clower-Walters Scholarship Award recipient in the spring of 1989 ... Drafted in 1989 by the San Francisco 49ers and played five years for them ... Later played with the New Orleans Saints, Carolina Panthers and Green Bay Packers ... Three-time All-Pro and five-time Pro Bowl performer ... Named an SEC Legend in 2007 ... 1980s All-SEC team.

**1991 & 1992**  
**EVERETT LINDSAY**  
 6-5 • 290 • OT-OG • 1989-92  
 RALEIGH, N.C.



A three-year starter who was selected first team All-America in 1991 and 1992 ... Chosen All-SEC in 1991 and 1992 ... As a freshman, he was named to the SEC Freshman team ... Walked on at Ole Miss and became one of the nation's top linemen ... Enjoyed 11-year career in the NFL, playing for Minnesota, Baltimore and Cleveland ... Member of Ole Miss Team of the Century (1893-1992) and Ole Miss Sports Hall of Fame ... Named an SEC Legend in 2010.

**1996**  
**KRIS MANGUM**  
 6-5 • 245 • TE • 1994-96  
 MAGEE, MISS.



First team All-America selection in 1996 ... Also earned first team All-SEC honors two years ... During his three years with the Rebels, caught 74 passes for 729 yards and four touchdowns, averaging 9.9 yards per reception ... Ended career ranked second among Ole Miss tight ends in receiving, trailing only Jim Poole's 94 receptions (1969-71) ... His 729 yards career receiving ranks third best in Ole Miss history for tight ends ... Started 31 of 33 games after transferring from Alabama ... Played in East-West Shrine Game and Blue-Gray Classic ... Played with the Carolina Panthers from 1997-2006 ... Selected to Ole Miss Athletics Hall of Fame in 2008.

**1998**  
**RUFUS FRENCH**  
 6-4 • 245 • TE • 1996-98  
 AMORY, MISS.



Earned first team All-America honors from 10 different selection boards as one of the nation's top tight ends in 1998 ... Also earned first team All-SEC honors in 1997 and 1998 ... Was a second team All-America selection in 1997 ... Passed up senior season to enter NFL draft ... Three-year receiving totals at Ole Miss included 84 receptions for 814 yards and four touchdowns ... Played in 32 games, starting 20.

**2000**  
**KEN LUCAS**  
 6-0 • 201 • DB • 1997-2000  
 CLEVELAND, MISS.



Earned first team All-America honors as a senior in 2000 ... Named to first team All-SEC honors ... Selected to play in the 2001 Senior Bowl ... As a senior, led the nation and established an Ole Miss single-season record with 30 passes defended ... Led the Rebels in interceptions with five, tying for third in the SEC and 19th nationally ... Anchored an Ole Miss secondary that ranked first in the SEC and ninth nationally in pass efficiency defense (96.2) ... Selected in second round of 2001 NFL Draft by the Seattle Seahawks as the 40th overall pick ... Played five years with the Seahawks and four years with the Carolina Panthers.

**2001**

**TERRENCE METCALF**  
6-4 · 315 · OL · 1997, 1999-2001  
CLARKSDALE, MISS.



Earned first team All-America honors during 2001 senior season from four different rating systems, second team All-America by two and third team All-America honors by one ... Also rated first team All-SEC honors ... Participated in the 2002 Senior Bowl ... Selected as the SEC's Most Valuable

Lineman ... Received the Clower-Walters Scholarship Award, Birmingham Alumni Club's "Leadership Award" and All-America Football Foundation Red Blaik Outstanding Leadership Award ... Drafted in the third round by Chicago Bears and was with the organization from 2002-08 ... Signed by the New Orleans Saints in 2010.

**2003**

**JONATHAN NICHOLS**  
6-0 · 180 · PK · 2001-04  
GREENWOOD, MISS.



Earned first team All-America honors in 2003 when he won the Lou Groza Award for the nation's top place kicker ... Also earned first team All-SEC honors ... Set 15 school records ... Ole Miss' all-time leading scorer with 344 career points ... The 344 points ranked sixth on the SEC's career scoring list ... Finished his career with a streak of 117 consecutive PATs made, which ranked as the nation's longest active streak and was the fifth longest in SEC history ... Ole Miss' career leader in field goals made (63) ... Ranked first on the school's career list for PATs made (155) and PATs attempted (157).

**2008**

**PERIA JERRY**  
6-2 · 290 · DT · 2005-08  
BATESVILLE, MISS.




Named first team All-America in 2008 by the Associated Press and ESPN and second team by CollegeFootballNews.com and Rivals.com ... A consensus first team All-SEC selection ... Earned a school-record four SEC weekly awards ... Finished the season first in the SEC in TFLs (18.0), fifth in QB sacks

(7.0) and tied for sixth in forced fumbles (2) ... Also tied for 11th in the nation in TFLs ... Helped the Rebel defense rank No. 2 in SEC and No. 4 in the nation in rush defense (85.5 ypg) and tie for first in the NCAA in TFLs (8.62 pg) ... One of three finalists for the Conerly Trophy, given to Mississippi's top collegiate player ... Played in 12 games and started the last 11 ... Served as team captain ... Received the 2008 Most Dedicated Player Award from the Ole Miss Alumni Association ... Selected in the first round (24th overall pick) of the 2009 NFL Draft by the Atlanta Falcons.

**2003**

**ELI MANNING**  
6-5 · 218 · QB · 2000-03  
NEW ORLEANS, LA.



Earned first team All-America honors in 2003 and was the No. 1 overall pick in the 2004 NFL Draft by San Diego, before being traded to the New York Giants ... Won the 2003 Maxwell Award as the nation's top college player and the Johnny Unitas Award as the top senior

quarterback ... Received the NCAA Today Top VIII Award and Socrates Award ... Earned Academic All-America honors and was selected to the AFCA Good Works Team ... Finished third in the 2003 Heisman Trophy balloting ... Set or tied 47 Ole Miss single-game, season and career records ... Finished career with a school-record 10,119 career passing yards, which also ranked fifth on the SEC's career list ... A two-time Super Bowl MVP as quarterback of the Giants, just the fifth player in NFL history to earn MVP honors multiple times ... Led the Giants to a 21-17 win over the New England Patriots in Super Bowl XLVI and a 17-14 victory over the previously unbeaten Patriots in Super Bowl XLII ... A three-time Pro Bowl selection ... Member of the Ole Miss Student Hall of Fame.

**2005 & 2006**

**PATRICK WILLIS**  
6-2 · 230 · LB · 2003-06  
BRUCETON, TENN.



One of the nation's top linebackers when he earned first team All-America honors in 2005 and then became a consensus All-America selection as a senior in 2006 ... Selected to the most first team All-America squads (13) ever by a Rebel player ... Received the Butkus Award and Lambert Award as

the nation's top linebacker in 2006 and was a finalist for the Bronko Nagurski Award and a semifinalist for the Rotary Lombardi Award and the Lott Trophy ... Earned first team All-SEC as well as SEC Defensive Player of the Year honors for the 2005 and 2006 seasons ... Led the nation in solo tackles (9.0) in 2005 and ranked sixth in the nation in total tackles (12.8) ... As a senior in 2006, led the SEC in tackles (11.4), which also ranked sixth in the NCAA, and ranked third in the nation in solo tackles (7.25) ... Was named the South Team Defensive MVP at the 2007 Senior Bowl ... Received the 2006 Chucky Mullins Courage Award and also received the Cellular South Conerly Trophy as Mississippi's top collegiate player of 2006 ... Selected in the first round (11th overall pick) of the 2007 NFL Draft by the San Francisco 49ers ... 2007 Associated Press NFL Defensive Rookie of the Year ... Became the first player in franchise history to be selected as an All-Pro in each of his first six seasons ... Seven-time Pro Bowl selection ... Led the NFL in tackles in 2007 and 2009 ... Named to the Athlon and SI.com SEC All-Decade teams for 2000-09 and Athlon's All-BCS Era team for 1998-2014.

**2008**

**MICHAEL OHER**  
6-5 · 318 · OL · 2005-08  
MEMPHIS, TENN.



Started 47 consecutive games over his career ... A consensus first team All-America and All-SEC selection as a senior ... Earned the Jacobs Blocking Trophy as the SEC's best blocker from the league's coaches his final season ... Received the Shug Jordan Award

as the Southeast Offensive Lineman of the Year from The Touchdown Club of Atlanta ... One of three finalists for the Outland Trophy ... One of three finalists for the Conerly Trophy ... One of 12 semifinalists for the Rotary Lombardi Award ... Earned fourth team All-America and first team All-SEC honors as a junior in 2007 ... As a blocker, helped running back BenJarvus Green-Ellis top the 1,000-yard rushing mark in consecutive seasons ... Selected in the first round (23rd overall pick) of the 2009 NFL Draft by the Baltimore Ravens ... The Ravens defeated the San Francisco 49ers 34-31 in Super Bowl XLVII ... Subject of a national best-selling book and major motion picture, The Blind Side.

**2009**  
**JOHN JERRY**  
 6-6 · 335 · OL · 2006-09  
 BATESVILLE, MISS.



Chosen first team All-America by the All-American Football Foundation ... Two-time All-SEC honoree (2008 and 2009) ... Blocked for three 1,000-yard rushers (BenJarvus Green Ellis in 2006 and 2007; Dexter McCluster in 2009) ... Played in 49 games over his four seasons, starting 46 ... As a senior named All-SEC first team by AP, SEC Coaches, Rivals and CollegeFootballNews.com and second team by Phil Steele ... Helped the Rebel offense rank second in the SEC and 14th in the nation in fewest sacks allowed (17) ... Helped Dexter McCluster post the second-highest rushing total in school history with 1,169 yards ... Served as team captain ... Selected in the third round of the 2010 NFL Draft by the Miami Dolphins with the No. 73 overall pick.

As a senior named All-SEC first team by AP, SEC Coaches, Rivals and CollegeFootballNews.com and second team by Phil Steele ... Helped the Rebel offense rank second in the SEC and 14th in the nation in fewest sacks allowed (17) ... Helped Dexter McCluster post the second-highest rushing total in school history with 1,169 yards ... Served as team captain ... Selected in the third round of the 2010 NFL Draft by the Miami Dolphins with the No. 73 overall pick.


**2009**  
**DEXTER MCCLUSTER**  
 5-9 · 170 · RB-WR · 2006-09  
 LARGO, FLA.



One of the best all-purpose players in Ole Miss history ... Chosen first team All-America by the All-American Football Foundation (all-purpose player) ... Finished No. 2 on the Ole Miss career all-purpose yardage list with 4,089, behind only Deuce McAllister's 4,889 (1997-2000) ... Ranks seventh among the all-time Rebel rushers with 1,955 yards ... Became just the second back-to-back offensive MVP in the 74-year history of the Cotton Bowl Classic, joining SMU's Doak Walker in 1948-49 ... Two-time All-SEC honoree as an all-purpose player ... Also earned All-SEC accolades as both a wide receiver (2008, 2009) and running back (2009) ... Received the National Running Back Trophy from the College Football Performance Awards ... As a senior named first team All-SEC as an all-purpose player (AP), second team as a running back (AP, SEC Coaches, Rivals) and second team as a wide receiver (Phil Steele) ... First player in SEC history with 1,000 rushing yards (1,169) and 500 receiving yards (520) in the same season ... Selected in the second round of the 2010 NFL Draft by the Kansas City Chiefs with the No. 36 overall pick ... Made the Pro Bowl in 2013 ... Signed a free agent deal with the Tennessee Titans in the 2013 offseason ... Named to Athlon's SEC All-Decade team for 2000-09.

As a senior named first team All-SEC as an all-purpose player (AP), second team as a running back (AP, SEC Coaches, Rivals) and second team as a wide receiver (Phil Steele) ... First player in SEC history with 1,000 rushing yards (1,169) and 500 receiving yards (520) in the same season ... Selected in the second round of the 2010 NFL Draft by the Kansas City Chiefs with the No. 36 overall pick ... Made the Pro Bowl in 2013 ... Signed a free agent deal with the Tennessee Titans in the 2013 offseason ... Named to Athlon's SEC All-Decade team for 2000-09.

**2013**  
**CODY PREWITT**  
 6-2 · 212 · DB · 2011-14  
 BAY SPRINGS, MISS.



Selected first team All-America in 2013 by Associated Press, USA Today and Lindy's ... 55th first team All-America selection in school history and the first Rebel safety selected first team since Harry Harrison in 1973 ... Voted to the All-SEC first team in 2013 and 2014 by the Associated Press, league coaches, Sporting News, ESPN.com, Athlon and College Sports Madness ... Jim Thorpe Award Semifinalist in 2013 and 2014 ... Invited to the Senior Bowl ... Served as a team captain for all 13 games in 2014 ... Played in all 51 games of his Rebel career ... Tied for eighth in school history with 11 career INTs ... Signed a free agent deal with the Tennessee Titans.

Selected first team All-America in 2013 by Associated Press, USA Today and Lindy's ... 55th first team All-America selection in school history and the first Rebel safety selected first team since Harry Harrison in 1973 ... Voted to the All-SEC first team in 2013 and 2014 by the Associated Press, league coaches, Sporting News, ESPN.com, Athlon and College Sports Madness ... Jim Thorpe Award Semifinalist in 2013 and 2014 ... Invited to the Senior Bowl ... Served as a team captain for all 13 games in 2014 ... Played in all 51 games of his Rebel career ... Tied for eighth in school history with 11 career INTs ... Signed a free agent deal with the Tennessee Titans.

**2014**  
**SENQUEZ GOLSON**  
 5-9 · 176 · CB · 2011-14  
 PASCAGOULA, MISS.



A consensus first team All-American ... First unanimous choice since offensive tackle Michael Oher in 2008 ... 56th first team All-American in school history and first cornerback since Ken Lucas in 2000 ... Finalist for the Bronko Nagurski Trophy, awarded to the national defensive player of the year ... Conerly Trophy Finalist ... SEC Defensive Player of the Year (Scout.com, College Sports Madness) ... First Team All-SEC selection ... Led the SEC and finished second nationally with a school record-tying 10 interceptions ... Finished the 2014 season with a nation-best 16 career interceptions ... Selected in the second round (56th overall selection) of the 2015 National Football League Draft by the Pittsburgh Steelers ... Highest Ole Miss draft pick since Dexter McCluster was taken in the second round (36th overall) by the Kansas City Chiefs in 2010 ... First Rebel drafted by the Steelers since Mike Wallace in 2009, and the first Rebel cornerback selected since Trumaine McBride in 2007.

A consensus first team All-American ... First unanimous choice since offensive tackle Michael Oher in 2008 ... 56th first team All-American in school history and first cornerback since Ken Lucas in 2000 ... Finalist for the Bronko Nagurski Trophy, awarded to the national defensive player of the year ... Conerly Trophy Finalist ... SEC Defensive Player of the Year (Scout.com, College Sports Madness) ... First Team All-SEC selection ... Led the SEC and finished second nationally with a school record-tying 10 interceptions ... Finished the 2014 season with a nation-best 16 career interceptions ... Selected in the second round (56th overall selection) of the 2015 National Football League Draft by the Pittsburgh Steelers ... Highest Ole Miss draft pick since Dexter McCluster was taken in the second round (36th overall) by the Kansas City Chiefs in 2010 ... First Rebel drafted by the Steelers since Mike Wallace in 2009, and the first Rebel cornerback selected since Trumaine McBride in 2007.



## ALL-SEC

	<u>Year</u>	<u>First Team</u>	<u>Second Team</u>	<u>Third Team</u>		<u>Year</u>	<u>First Team</u>	<u>Second Team</u>	<u>Third Team</u>
Billy Ray Adams, FB	1961	AP, UPI			Jonathan Cornell	2010			
Elmer Allen, DT	1971	AP			Paige Cothren, FB	1955	AP, INS	PS	UPI
Buddy Alliston, G	1955		AP, INS	UPI		1956	AP, UPI		
J.R. Ambrose, WR	1985		AP		Chris Cottam, OG	1980		AP	
	1986		AP		Jimmy Crawford, G	1948	AP, UPI		
	1987		AP			1949	UPI, INS-D	AP	
James Anderson, FB	1960		AP, BN	UPI	Doug Cunningham, TB	1966	AP		
Tyjl Armstrong, TE	1991	AP, BN, TBS			Eagle Day, QB	1954	UPI	AP	
Winky Autrey, C	1939			AP		1955	UPI, INS		AP
John Avery, KR/RB	1996	BN	AP		Mike Dennis, TB	1964	AP-O	UPI	
	1997		AP, C			1965	AP, UPI-O		
Randy Baldwin, RB	1990	AP, UPI, C, BN, FN			Dave Dickerson, E	1954			UPI
		UPI, C	AP		Don Dickson, G-T	1962	AP	UPI	
Tony Bennett, OLB	1989		AP		Kenny Dill, C	1963	AP	UPI	
Bob Benton, T	1960		AP	UPI	Johnny Dixon, DB	1992	C, FN		
Les Binkley, K	1999		AP			1993	C	AP	
Rex Reed Boggan, T	1954	AP	UPI		Paul Dongjoux, DB	1971		AP	
Brandon Bolden, RB	2010			PS	Dewayne Dotson, LB	1992	BN	AP, C	
Bookie Bolin, G	1961		UPI			1993	AP, C		
Tim Bowens, DT	1993		AP		John (Kayo) Dottley, FB	1949	AP, UPI	INS-O	
Danny Boyd, DB	1992		AP, C			1950	AP, UPI, INS		
McKinley Boykin, DL	2004		C		Gene Dubuisson, C	1955		AP, INS	UPI
Kimble Bradley, QB	1938		UPI	AP	Charles Duck, G	1956			AP, UPI
Art Bressler, G	1972		AP-O		Jim Dunaway, C	1961	AP, UPI		
	1973	AP, UPI-O				1962	UPI	AP	
Billy Brewer, DB	1959				Perry Lee Dunn, QB	1963		AP, UPI	
Johnny Brewer, E	1959	BN	AP		Doug Elmore, QB	1961		AP, UPI	
	1960	AP, UPI, BN			Evan Engram, TE	2013		AP, CSM	
Alundis Brice, DB	1993	AP, BN	C			2014	AP, C, ESPN, Athlon, CSM		
	1994	AP, C, FN, S&S, BN			Bill Erickson, T	1947		AP, UPI	
Fred Brister, LB	1970		AP		Mike Espy, KR	2004	SFS		
Oscar Britt, G	1941		AP		Bill Eubanks, E	1941	AP		
	1942			AP, UPI	Julian Fagan, P	1967		AP	
Allen Brown, E	1963	AP	UPI			1968		AP	
	1964	AP-O, UPI				1969		AP	
Chad Brown, DT	1992	AP, BN	C		Hap Farber, DE	1969	AP, UPI		
Raymond Brown, QB	1957	UPI	AP, INS		Bill Farris, DE-P	1975		AP	
Serderius Bryant, LB	2013		AP	CSM	Mike Fitzsimmons, DT	1986		AP	
Doug Buckles, OG	2003	CA			Charlie Flowers, FB	1958	AP	UPI	
	2004		C			1959	AP, UPI, BN		
Derrick Burgess, DE	2000	AP, BN, FN	C, R		Jesse Flowers, T	1933			AP
Alan Bush, T	1967		AP-O		John Fourcade, QB	1979		UPI, AP	
Charlie Cage, DT	1978	UPI				1980	UPI	AP	
Tyler Campbell, P	2010		AP		Bobby Franklin, QB	1958		UPI	
Glenn Cannon, S	1968	AP			Floyd Franks, SE	1969		AP	
	1969	AP, UPI				1970		AP	
Kendrick Clancy, DT	1999	FN	AP		Rufus French, TE	1997	AP, C, FN		
Ben Claxton, C	2001		AP, C			1998	AP, C, FN, BN		
	2002		AP, C		Lee Garner, LB	1966		UPI	
Devon Coburn, OT	1997		C		Jake Gibbs, QB	1959		AP, UPI, BN	
Dennis Coleman, DE	1970	AP, UPI				1960	AP, UPI, BN		
Kem Coleman, LB	1976		AP		Kline Gilbert, T	1952	AP-O	UPI	
	1977		AP		Chauncey Godwin, DB	1989	BN		
Chris Collins, WR	2002		AP		Senquez Golson, CB	2014	AP, C, ESPN		
	2003	C, AP, CA, CFN					Athlon, CSM		
		CTFP, SPS			Willie Goodloe, KR	1985	SEC		
Charlie Conerly, HB	1946	UPI	AP		Jesse Grandy, PR	2010			PS
	1947	AP, UPI			Larry Grantham, E	1958		AP, UPI	
Tony Conner, S	2014		AP	CSM		1959	AP, BN	UPI	

## ALL-SEC

	<u>Year</u>	<u>First Team</u>	<u>Second Team</u>	<u>Third Team</u>		<u>Year</u>	<u>First Team</u>	<u>Second Team</u>	<u>Third Team</u>
Joe Gunn, RB	1999	FN	AP, C		Kentrell Lockett, DE	2009			PS
	2001		AP, C		Harol Lofton, HB	1953			AP, UPI
Louis Guy, WB	1962			AP, UPI	Billy Lott, RH	1957			
Mac Haik, SE	1967		AP-O		Ken Lucas, DB	2000	BN, C, CFN,	AP	
Parker Hall, TB	1938	AP, UPI					CSSE, FN, R		
Whaley Hall, T	1963	AP, UPI			Kris Mangum, TE	1995	AP, FN, BN	AP, C	
Clarence Hapes, TB	1936		AP			1996	FN	C	
Merle Hapes, FB	1940	SSWA	AP		Archie Manning, QB	1969	AP, UPI		
	1941	AP				1970	UPI	AP	
Ray Hapes, HB	1935			AP	Eli Manning, QB	2002		AP	
Greg Hardy, DE	2007	C, AP	R, PS			2003	C, AP, CA, CFN		
	2008		C				CTFP, SFS		
Harry Harrison, S	1973		AP-D		Mike Marry, LB	2011			PS
James Harvey, OT	1965		AP		James Mask, DE	1952	INS-D		AP, UPI
Homer Hazel, G	1941	AP			Harold Maxwell, DE	1951	AP-D		
Ray Heidel, DB	1970		AP		Jerry May, G	1952			AP-O
Bart Herrington, E	1933			AP	Deuce McAllister, RB	1998		AP, C	
Jeff Herrod, LB	1986	C	AP			1999	AP, C, BN	AP (all-purpose)	
	1987		AP			2000	AP	C, R	
Gene Hickerson, T	1957	AP, UPI, INS			Bob McCain, E	1944			AP
Stan Hindman, G	1963	UPI	AP		Worthy McClure, OT	1970	AP, UPI-O		
	1964		AP, UPI		Dexter McCluster, RB-WR	2008		AP	PS
	1965	AP, UPI-O				2009	AP, PS	AP, C, R	
Steve Hindman, TB	1967		AP-O		Bobby McCool, FB	1954			UPI
Chuck Hinton, C	1966		AP		Terrence Metcalf, OT	2000	BN, C, CFN,	AP	
Shay Hodge, WR	2008			PS		2001	CSSE, FN, R		
	2009	AP, C, R, SN, CFN	PS			2001	AP, C, FN		
Paul Hofer, FB	1973		AP-O		Jeff Miller, OT	1994			C
Junie Hovious, TB	1939		AP		Jim Miller, P	1977	UPI	AP	
	1940	AP				1978	AP, UPI		
	1941	UPI	AP			1979	AP, UPI		
Abdul Jackson, LB	1993		AP, C		Romaro Miller, QB	2000		C	
	1994	AP, C, FN,			Crawford Mims, G	1952		AP-D, UPI	
		S&S, BN				1953	AP, UPI, INS		
Tommy James, DB	1967		AP-D		Chris Mitchell, SS	1990	AP, FN, BN		
Skip Jernigan, OG	1969		AP-O		Jesse Mitchell, DT	2003	AP, CA	SFS	
	1970	AP, UPI-O			Donte Moncrief, WR	2012		CSM	PS
John Jerry, OL	2008		C, PS		Tim Montz, PK	1996		C	
	2009	AP, C, R, SN, CFN	PS		Steven Moore, CB	1986	C		
Peria Jerry, DT	2007		AP, R			1988	AP		
	2008	C, PS, AP			Chuck Morris, TB	1962			AP
C.J. Johnson, DE	2012			CSM	Buz Morrow, DT	1969		AP-D	
Lawrence Johnson, DT	1975		AP-D		Charlie Moss, CB	1976		AP	
Marcus Johnson, OL	2004		AP		Allen Muirhead, HB	1954		AP, UPI	
Billy Ray Jones, LG	1961			AP, UPI	Reid Neely, OG	2009			PS
Jimmy Keyes, G-LB	1966	AP-D	UPI-D		Jonathan Nichols, PK	2003	C, AP, CA, CFN		
	1967	AP, UPI-D					CTFP, SFS		
Rick Kimbrough, FLK	1975		AP-O			2004		C, AP	
Billy Kinard, HB	1955			AP, INS	Denzel Nkemdiche, LB	2012		AP, CSM, PS	
Bruiser Kinard, T	1936	AP				2013		AP	CSM
	1937	AP, UPI			Robert Nkemdiche, DT	2014	AP, C, CSM	Athlon	
Boyd Kitchen, OG	1997		AP		Jeff Noblin, SS	1986	C	AP	
Chet Kozel, T	1941			AP	Freddie Joe Nunn, DE	1983	SJ		
Broc Kreitz, LB	1997		C			1984	AP, UPI, C		
Jimmy Lear, QB	1951			AP, UPI	Michael Oher, OT	2006		C, R	
	1952		UPI	AP-D		2007	C, AP, R, PS, PR		
Don Leathers, OT	1972	AP-O				2008	C, AP, PS		
Kendrick Lewis, S	2009		R	PS	Cory Peterson, WR	1999		AP	
Everett Lindsay, OG-OT	1991	FN	AP						
	1992	AP, C, BN, FN							



## ALL-SEC

	<u>Year</u>	<u>First Team</u>	<u>Second Team</u>	<u>Third Team</u>		<u>Year</u>	<u>First Team</u>	<u>Second Team</u>	<u>Third Team</u>
Pat Phenix, OT	1981	AP			Syniker Taylor, FS	2000		AP	
	1982	UPI	AP			2001	C, FN	AP	
Cory Philpot, TB	1992	AP	C		Marvin Terrell, G	1959	AP, UPI, BN		
George Plasketes, DE	1977	AP, UPI			Gary Thigpen, CB	1998		C	
Barney Poole, E	1947	AP, UPI			Larry Thomas, LB	1969		AP-D	
	1948	AP, UPI, INS			Ken Toler, WR	1980		AP	
Jim Poole Jr., TE	1970	UPI	AP		Andre Townsend, DT	1982		AP	
	1971	UPI				1983		AP	
Ray Poole, E	1946	AP, UPI			Frank Trapp, LB	1968		AP-D	
Jerrell Powe, DT	2009		AP		Laquon Treadwell, WR	2014		Athlon	
	2010		C, PS		Laremy Tunsil, OL	2013		AP	CSM
Cody Prewitt, S	2013	AP, C, SN, CSM, ESPN				2014	AP, Athlon, CSM	C	
	2014	AP, C, ESPN, Athlon, CSM			Gary Turner, DE	1975		AP-D	
Richard Price, G-T	1959			UPI	Jim Urbanek, DT	1965	AP, UPI-D		
	1960	AP, BN	UPI			1966	AP, UPI-D		
Kelvin Pritchett, DT	1989		AP			1967	AP, UPI-D		
	1990	AP, UPI, C, FN, BN			Burney Veazey, TE	1972	AP, UPI		
						1973	UPI-O	AP-O	
Randy Reed, FB-TB	1970		AP		Todd Wade, OT	1999	AP, C, BN		
Tutan Reyes, OT	1999		C		Mike Wallace, WR	2007			PS
Bill Richardson, T	1935		AP			2008		PS	
Jerry Richardson, DE	1966	UPI	AP-D		Wesley Walls, TE	1988	AP, C		
	1967		AP-D		Cassius Ware, LB	1993	AP	C	
Cody Ridgeway, P	2003		C		Garland Warfield, DB	1966	AP	UPI	
	2004	R			Jim Weatherly, QB	1964		AP, UPI	
Rab Rodgers, HB	1935		AP		Curtis Weathers, TE	1977		AP	
Farley Salmon, QB	1948		AP, UPI, INS			1978		AP	
Todd Sandroni, DB	1987		AP		Randy White, OG	1977		AP	
	1988	C	AP		Ben Williams, DT-MG	1973	UPI-D	AP-D	
Dan Sartin, DT	1967		AP-D			1974	UPI-D	AP-D	
Bill Schneller, QB	1939	AP				1975	AP-D, UPI-D		
Joshua Shene, K	2008	AP	C, PS		Don Williams, E	1950		UPI	
Jackie Simpson, G	1957	AP	UPI		Patrick Willis, LB	2005	AP, C, R, CFN		
Eddie Small, WR	1992		C			2006	AP, C, R		
Bill Smith, P	1984		AP		Billy Yelverton, T	1956	AP	UPI	
	1985	UPI, C, SEC	AP						
	1986	UPI, C, AP							
Ralph Smith, E	1960			AP					
	1961		AP, UPI						
Jevan Snead, QB	2008			PS					
Bradley Sowell, OL	2010		AP						
Armegis Spearman, LB	1998		AP, BN						
	1999		AP						
Chris Spencer, C	2004	SFS							
Tre' Stallings, OL	2005	C							
Jerry Stone, C	1956			AP					
Bill Stribling, DE	1950	AJ		AP, UPI					
Jack Stribling, E	1949	UPI, INS	AP						
	1950			AP					
Eddie Strong, LB	1999		C						
	2001		C						
	2002	C							
Jim Stuart, LB	1973		AP-D						

**Guide to Abbreviations:** AP (Associated Press), Athlon, BN (Birmingham News), C (Coaches), CA (Commercial Appeal), CFN (CollegeFootballNews.com), CSM (College Sports Madness), CSSE (College Sports Southeast), CTFP (Chattanooga Free Press), ESPN (ESPN.com) FN (Football News), INS (International News Service), PR (Mobile Press-Register), PS (Phil Steele), R (Rivals.com), S&S (Street and Smith), SFS (Southern Football Saturdays), SN (Sporting News), UPI (United Press International).



## COLLEGE FOOTBALL HALL OF FAME



**Bruiser Kindard**  
1951



**Charlie Conerly**  
1965



**Barney Poole**  
1974



**John Vaught**  
1979




**Doug Kenna**  
1984



**Thad "Pie" Vann**  
1987




**Archie Manning**  
1989



**Parker Hall**  
1991



**Jake Gibbs**  
1995



**Charlie Flowers**  
1997




**Wesley Walls**  
2014

## PRO FOOTBALL HALL OF FAME



**Bruiser Kindard**  
1970



**Gene Hickerson**  
2007

## TEAM OF THE CENTURY (1893-1992)

### OFFENSE

Pos.	Name	Ht.	Wt.	Years	Hometown
E	Floyd Franks	6-0	190	1968-70	Biloxi, Miss.
E	Barney Poole	6-3	220	1942, 47-48	Gloster, Miss.
OL	Jim Dunaway	6-4	260	1960-62	Columbia, Miss.
OL	Gene Hickerson	6-2	225	1955-57	Atwood, Tenn.
OL	Stan Hindman	6-3	230	1963-65	Newton, Miss.
OL	Everett Lindsay	6-5	290	1989-92	Raleigh, N.C.
OL	Marvin Terrell	6-0	210	1957-59	Indianola, Miss.
C	Dawson Prueett	6-1	269	1987-90	Mobile, Ala.
QB	Archie Manning	6-3	198	1968-70	Drew, Miss.
RB	Charlie Conerly	6-1	183	1942, 46-47	Clarksdale, Miss.
RB	John (Kayo) Dottley	6-0	198	1947-50	McGehee, Ark.
RB	Charlie Flowers	6-0	198	1957-59	Marianna, Ark.
PK	Robert Khayat	6-2	215	1957-59	Moss Point, Miss.

### DEFENSE

Pos.	Name	Ht.	Wt.	Years	Hometown
DL	Bruiser Kinard	6-1	215	1935-37	Jackson, Miss.
DL	Kelvin Pritchett	6-3	266	1988-90	Atlanta, Ga.
DL	Ben Williams	6-3	253	1972-75	Yazoo City, Miss.
LB	Tony Bennett	6-2	235	1986-89	Alligator, Miss.
LB	Kenny Dill	6-4	215	1961-63	West Point, Miss.
LB	Larry Grantham	6-0	195	1957-59	Crystal Springs, Miss.
LB	Jeff Herrod	6-0	235	1984-87	Birmingham, Ala.
LB	Freddie Joe Nunn	6-5	227	1981-84	Nanih Waiya, Miss.
DB	Billy Brewer	6-0	190	1957-59	Columbus, Miss.
DB	Glenn Cannon	6-2	182	1967-69	Gulfport, Miss.
DB	Chris Mitchell	6-0	195	1987-90	Town Creek, Ala.
DB	Jimmy Patton	5-11	170	1952-54	Greenville, Miss.
DB	Todd Sandroni	6-1	200	1987-90	Shaw, Miss.
P	Jim Miller	5-11	182	1976-79	Ripley, Miss.

### Coach

John Vaught, Head Coach, 1947-70, 1973

## TEAM OF THE CENTURY (1893-1992)





## REBEL HONOR ROLL

### HALLS OF FAME & HONORARY TEAMS

**COLLEGE FOOTBALL HALL OF FAME:** Frank M. (Bruiser) Kinard, T, 1951 (Charter Member); Charles A. Conerly, QB, 1966; Barney Poole, E, 1974; John H. Vaught (Coach), 1979; Doug Kenna, QB, 1984; Thad "Pie" Vann (Coach), 1987; Archie Manning, QB, 1989; Parker Hall, HB, 1991; Jerry Dean (Jake) Gibbs, QB, 1995; Charlie Flowers, FB, 1997; Wesley Walls, TE, 2014

**PROFESSIONAL FOOTBALL HALL OF FAME:** Frank M. Kinard, T, 1971, Gene Hickerson, G, 2007

**HELMS ATHLETIC FOUNDATION HALL OF FAME:** Frank M. Kinard, T, 1955; Charles Conerly, QB, 1959; Barney Poole, E, 1966

**NATIONAL QUARTERBACK CLUB HALL OF FAME:** Archie Manning, 2004

**UNITED STATES MARINE CORPS SPORTS HALL OF FAME:** Charlie Conerly, QB, 2010

**MIAMI DOLPHINS WALK OF FAME:** Tim Bowens, 2012

**NEW ORLEANS SAINTS RING OF HONOR:** Archie Manning, 2013

**NEW YORK GIANTS RING OF HONOR:** Charlie Conerly, 2010

**NEW YORK JETS RING OF HONOR:** Larry Grantham, 2011

**ALL-TIME ALL-AMERICA:** Frank M. Kinard, T, 1948, All-America Board, 1932-48; Frank M. Kinard, T, 1948; All-America Squad, Associated Press, 1951; Frank M. Kinard, T, 1948, Football Writers Association of America, 1920-68, September, 1969; Frank M. Kinard, T, 1948, Athlon, 1869-1992; Archie Manning, QB, 1970, Athlon, 1869-1992; Bill Smith, P, 1986, Athlon, 1869-1992

**WALTER CAMP ALL-CENTURY TEAM:** Frank M. (Bruiser) Kinard, T

**CHICK-FIL-A SOUTHEASTERN CONFERENCE PLAYERS OF THE MILLENNIUM:** Jerry Dean (Jake) Gibbs, QB; Archie Manning, QB; Barney Poole, E

**ALL-TIME ALL-SOUTHEASTERN:** Frank M. (Bruiser) Kinard, T (From 1933, FWA) September, 1969; 1933-42; John A. (Junie) Hovious, HB; Frank M. Kinard, T

**LINDY'S SEC ALL-CENTURY TEAM (1900-99):** First Team—Archie Manning, QB; 2nd Team—Barney Poole, E; Bruiser Kinard, OL

**LINDY'S 25TH ANNIVERSARY SEC TEAM (1982-2006):** Freddie Joe Nunn, DL, 2nd Team; Bill Smith, P, 2nd Team

**25-YEAR ALL-SOUTHEASTERN CONFERENCE TEAM (1961-85):** Archie Manning, QB

**BIRMINGHAM QUARTERBACK CLUB QUARTER CENTURY ALL-SEC TEAM (1950-74):** Stan Hindman, G; Archie Manning, QB

**SEC SKYWRITERS ALL-TIME SEC TEAM (1933-82):** First Team Offense—Archie Manning, QB (1968-70); Bruiser Kinard, L (1935-37). First Team Defense—Jimmy Patton, DB (1953-55). Second Team Offense—Charlie Conerly, QB (1942, 1946-47); Barney Poole, WR (1942-48); Stan Hindman, L (1963-65); Gene Hickerson, L (1955-57). Second Team Defense—Larry Grantham, LB (1957-59)

**SOUTHEAST AREA ALL-TIME TEAM (1920-1969):** Frank "Bruiser" Kinard, T (1935-37)

**ATLANTA JOURNAL 35-YEAR ALL-SEC TEAM:** Bruiser Kinard, T, 1937; Barney Poole, E, 1948

**ATHLON TOP 25 PLAYERS OF BCS ERA (1998-2010):** Patrick Willis, LB (No. 20)

**LAKELAND (Fla.) LEDGER 25-YEAR ALL-SEC TEAM (1961-85):** Archie Manning, QB, 1968-70

**PREVIEW SPORTS ALL-DECADE TEAM (1940-49):** Barney Poole, E

**SPORTS ILLUSTRATED ALL-DECADE TEAM (1930-39):** Frank M. (Bruiser) Kinard, T

**SPORTS ILLUSTRATED ALL-DECADE TEAM (1940-49):** Barney Poole, E

**SI.com ALL-DECADE TEAM (2000-09):** Patrick Willis, LB

**ATHLON ALL-DECADE TEAM (2000-09):** Patrick Willis, LB

**ATHLON SPORTS ALL-BCS ERA (1998-2014) DEFENSE:** Patrick Willis, LB, 2003-06

**1960s ALL-SEC TEAM:** Glenn Cannon, DB, Jim Dunaway, L; Stan Hindman; Archie Manning, QB

**1970s ALL-SEC TEAM:** Archie Manning, QB

**1980s ALL-SEC TEAM:** Freddie Joe Nunn, DL; Bill Smith, P; Wesley Walls, TE

**LINDY'S SEC ALL-DECADE TEAM (1990-99):** Second Team — Dwayne Dotson, LB

**SEC ALL-DECADE TEAM (1990-99):** Second Team — Todd Wade, OL

**ATHLON SEC ALL-DECADE TEAM (2000-09):** Patrick Willis, LB; Dexter McCluster, AP

**SEC LEGENDS:** Charles A. Conerly, TB, 1994; George Barney Poole, E, 1995; John Howard Vaught, Coach, 1996; John (Kay) Dottley, RB, 1997; Archie Manning, QB, 1998; Charlie Flowers, FB, 1999; Robert C. Khayat, L-K, 2000; Ray Poole, E, 2001; Ben Williams, DL, 2002; Billy Ray Adams, RB, 2003; Allen Brown, TE, 2004; Andre Townsend, DL, 2005; Jerry Dean (Jake) Gibbs, QB, 2006; Wesley Walls, TE, 2007; Bobby Ray Franklin, QB, 2008; Jimmy Lear, QB, 2009; Everett Lindsay, OL, 2010; Deuce McAllister, RB, 2011; Glynn Griffing, QB, 2012; Jeff Herrod, LB, 2013; Stan Hindman, OL, 2014

**DAVEY O'BRIEN LEGENDS AWARD:** Archie Manning, QB, 2004

**SOUTHERN LIVING SOUTH'S GREATEST PLAYERS (1936-86):** Bruiser Kinard, T

**ATHLON SPORTS ALL-TIME REBEL TEAM (1893-1995):** Offense — Floyd Franks, WR (1968-70); Barney Poole, WR (1942, 47-48); Wesley Walls, TE (1985-88); Jim Dunaway,

OL (1960-62); Stan Hindman, OL (1963-65); Everett Lindsay, OL (1989-92); Crawford Mims, OL (1951-53); Marvin Terrell, OL (1957-59); Archie Manning, B (1968-70); John (Kay) Dottley, RB (1947-50); Charlie Flowers, RB (1957-59); Bryan Owen, K (1985-88); Defense — Bruiser Kinard, DL (1935-37); Kelvin Pritchett, DL (1988-90); Ben Williams, DL (1972-75); Jim Urbaneck, DL (1965-67); Freddie Joe Nunn, LB (1981-84); Larry Grantham, LB (1957-59); Jeff Herrod, LB (1984-87); Glenn Cannon, DB (1967-69); Barry Wilburn, DB (1981-84); Jimmy Patton, DB (1952-54); Todd Sandroni, DB (1987-90); Bill Smith, P (1983-86)

**MISSISSIPPI SPORTS HALL OF FAME (Year Inducted):** Billy Ray Adams, 1987; Warner Alford, 2003; Coolidge Ball, 2008; Calvin Barbour, 1975; Doby Bartling, 1977; Bernard (Blackie) Blackwell, 2001; Denver Brackeen, 1982; Johnny Brewer, 2004; Allen Brown, 2010; Raymond Brown, 2006; Lindy Callahan, 2004; Mack Cameron (coach), 1999; Jim Carmody (coach), 2009; Billy Chadwick, 2006; Van Chancellor, 2005; Charlie Conerly, 1966; Eddie Crawford, 2012; Bobby Crespino, 1994; Doug Cunningham, 2014; Roland Dale, 1995; J. W. (Wobble) Davidson, 1986; Herman (Eagle) Day, 1981; Mike Dennis, 2015; John (Kay) Dottley, 1971; Jim Dunaway, 1990; Doug Elmore, 1993; Charlie Flowers, 1985; Bobby Ray Franklin, 2005; Joe Gibbon, 1979; Jake Gibbs, 1976; Kline Gilbert, 1977; Jennifer Gillom, 2008; Peggie Gillom, 1998; Gerald Glass, 2013; Bill Goodrich, 2005; B.L. (Country) Graham, 1963; Larry Grantham, 1980; Glynn Griffing, 2002; Parker Hall, 1970; Gene Hickerson, 1979; Stan Hindman, 1988; John A. (Junie) Hovious, 1967; Doug Kenna, Jr., 1970; Don Kessinger, 1984; Robert C. Khayat, 2000; Frank M. (Bruiser) Kinard (Charter Member), 1961; Dr. Cecil (Ike) Knox, 1964; A.C. (Butch) Lambert, 2000; Jimmy Lear, 1991; Harol Lofton, 1999; Archie Manning, 1989; Deuce McAllister, 2014; Jimmie McDowell (writer), 1999; Dr. Cary Middlecoff, 1996; Crawford Mims, 1995; John Montgomery, 1974; Jimmy Patton, 1972; George Barney Poole, 1965; James E. (Buster) Poole, 1964; Ray S. Poole, 1968; Langston Rogers, 2013; William C. (Billy) Sam, 1965; C. M. (Tad) Smith, 1969; Ralph (Catfish) Smith, 2002; John Stroud, 2009; Tom Swayze, 1978; Marvin Terrell, 2001; Thad (Pie) Vann, 1971; John H. Vaught, 1976; Gerald (Gee) Walker, 1969; Skeeter Webb, 1978; Hunter G. (Doc) Weddington, 1983; Ben Williams, 1997

**OLE MISS SPORTS HALL OF FAME (Year Inducted):** Billy Ray Adams, 1990; Whitey Adams, 2009; Warner Alford, 1999; Vaughn S. (Buddy) Alliston, Jr., 1996; Austin H. Applewhite (Charter Member), 1986; Kent Austin, 2000; Cynthia Autry, 2007; Bobby Bailess, 2010; Coolidge Ball, 1991; Pat Ball, 2011; Calvin C. Barbour (Charter Member), 1986; Rod Barnes, 2011; Nick Barone, 2006; McNeil Doby Bartling (Charter Member), 1986; Preston (Pep) Bennett, 2005; Tony Bennett, 2003; Rex Reed Boggan, 1988; Treva G. (Bookie) Bolin, 1992; Jamie Booras, 1999; Marie Laure Bougnol, 2003; Arnold L. (Showboat) Boykin, 1988; Charlie Denver Brackeen, 1988; J. Kimble Bradley (Charter Member), 1986; Art Bressler, 2013; Billy Brewer, 2011; Johnny Brewer, 1991; Allen Brown, 1989; Raymond L. Brown, 1988; Cecil Burford, 2007; Edmund Jack Burke, 1995; William Webster (Webb) Burke (Charter Member), 1986; John L. Cain (Coach), 1987; Jeff Calhoun, 2001; Lindy Callahan, 2009; Keith Carter, 2012; Samuel Parker Carter (Charter Member), 1986; Van Chancellor, 2002; Fran Spencer Chandler, 2011; Carlos Clark, 2001; Angelia Clay, 2005; William F. (Bill) Clay, 1996; Paloma Collantes, 2000; Charles A. (Charlie) Conerly, 1987; Eugenia Conner, 1995; Kimsey O'Neal Cooper, 2003; Jennis Paige Cothorn, 1988; Edward S. (Eddie) Crawford, 1988; James A. (Jimmy) Crawford, 1988; Bobby Crespino, 1991; Doug Cunningham, 1994; Chester H. Curtis (Charter Member), 1986; Roland H. Dale, 1987; J.W. (Wobble) Davidson, 1987; Sheila Sullivan Davis, 1995; Herman (Eagle) Day, 1988; Tony Dees, 2004; David Dellucci, 2010; Walter M. (Mike) Dennis, 1996; Kenneth D. Dill, 1989; Steve Dillard, 1997; Paul Dongieux, 2012; John (Kay) Dottley, 1987; Jim Dunaway, 1990; Doug Elmore, 1990; Joseph P. Evans (Charter Member), 1986; Kenneth D. Farragut, 1988; Charlie Flowers, 1988; Bobby Ray Franklin, 1988; Floyd Franks, 1993; John Lee Gainey Jr., 2002; H. William (Billy) Gates, 1992; Joe Gibbon, 1988; Jake Gibbs, 1989; Kline Gilbert, 1988; Jennifer Gillom, 1999; Peggie J. Gillom, 1996; Gerald Glass, 2002; Lan Gooch, 2005; Kyle Gordon, 2003; B.L. (Country) Graham (Charter Member), 1986; James Larry Grantham, 1995; Glynn Griffing, 1989; Louis Guy, 1994; Mac Haik, 2001; Parker Hall, 1987; Whaley Hall, 1995; Doug Hamley, 1987; Jeff Hamm, 2004; Merle Hapes, 1993; Harry Harrison, 1994; Joe Harvell, 2013; Kirk England Haynes (Charter Member), 1986; Jimmy Heidel, 2004; Jeff Herrod, 2001; Gaston H. Hewes (Charter Member), 1986; Gene Hickerson, 1988; Stanley C. Hindman, 1992; Steve Hindman, 1997; John A. (Junie) Hovious, 1987; Paul E. Husband, 1992; Stacy Hudson-Rich, 2013; Burney Hutchinson, 2014; William H. Inzer (Charter Member), 1986; Robert (Cob) Jarvis, 1988; Skipper Jernigan, 2011; Teneeshia Jones, 2008; George Kersh, 2000; Don Kessinger, 1989; Jimmy Keyes, 1998; Tommy Keyes, 1997; Robert Khayat, 1993; Frank M. (Bruiser) Kinard (Charter Member), 1986; Wesley I. (Doc) Knight, 1988; Cecil (Ike) Knox (Charter Member), 1986; Everett Lindsay, 2007; Julie Link-Clark, 2014; Jimmy Lear, 1988; Harol Lofton, 1999; Ken Lucas, 2014; Kris Mangum, 2008; Archie Manning, 1991; Jackie Martin-Glass, 2008; Deuce McAllister, 2010; Harry Mehre (Charter Member), 1986; Cary Middlecoff, 1987; Courtenay Chapman Middleton,

2012; James Gordon (Jim) Miller, 1995; V. B. Miller (Charter Member), 1986; Crawford Mims, 1988; Jerry Montgomery, 2010; John Montgomery, 1997; Stevon Moore, 2009; Yolanda Moore, 2010; Robert W. (Billy) Mustin, 1987; Agnes Muzamel, 2009; Jimmy Patton, 1988; Dave Peege, 2000; C. Alton (Ary) Phillips, 2008; Pascale Piquemal, 203; George Barney Poole, 1987; James E. (Buster) Poole (Charter Member), 1986; Ray S. Poole, 1987; Arminie Price-Herrington, 2014; Jamey Price, 2005; Richard Price, 1994; Kelvin Pritchett, 2008; Jake Propst, 1998; Dave Randall, 1999; Jack Reed, 1999; Jerry Richardson, 1998; J. Lake Roberson, 1987; Langston Rogers, 2012; Carol Ross, 2001; Ernest Ross, 1998; Billy Sam, 1987; Mitchell T. Salloum (Charter Member), 1986; Farley (Fish) Salmon, 1993; William H. (Nub) Sanders, 1988; Todd Sandroni, 2006; Bernard W. (Bernie) Schreiber, 1988; Robert I. Schwartz (Charter Member), 1986; Alisa Scott, 2004; Ansu Sesay, 2010; Jack M. (Jackie) Simpson, 1988; Claude M. (Tad) Smith (Charter Member), 1986; L.A. Smith Jr. (Charter Member), 1986; Orma R. Smith (Charter Member), 1986; Ralph A. (Catfish) Smith, 2002; Chris Snopek, 2004; Glenda Springfield, 2002; Ralph Spry, 2003; Savante Stringfellow, 2007; John Busby Stroud, 1995; Chip Sullivan, 2014; Thomas K. Swayze (Charter Member), 1986; Marvin Terrell, 1988; Stan Torgerson, 2013; Andre Townsend, 2006; Chuck Trotter, 1987; Sean Tuohy, 1998; Thomas N. Turner (Charter Member), 1986; Elston Turner, 2000; Jim Urbanek, 2002; Thad (Pie) Vann, 1987; John H. Vaught, 1987; Dr. C. Ferrell Varner (Charter Member), 1986; Gerald H. (Gee) Walker, 1996; Wesley Walls, 2005; Jack Waters, 1990; Curtis Weathers, 2007; James L. (Skeeter) Webb, 1996; Hunter George (Doc) Weddington, 1992; Norris Weese, 1994; Archie White, 2012; Hugh L. White (Charter Member), 1986; Ruben Davis Wilcox (Charter Member), 1986; Steve Wilkerson, 1997; Ben Williams, 1993; Charlie Williams, 1996; Larry Williams, 1991; Robert A. Wilson, 1988; Buddy Wittichen, 1998; Jimmy Yawn, 1990; Catherine Yelverton, 1997

**ARKANSAS SPORTS HALL OF FAME (Year Inducted):** Don Kessinger, 1981; Jim "Red" Parker (coach), 1988; John "Kayo" Dottley, 2001; Tommy Tuberville (coach), 2008; Charlie Flowers, 2010

**LOUISIANA SPORTS HALL OF FAME:** Archie Manning, 1988; Deuce McAllister, 2012

**NEW ORLEANS SAINTS HALL OF FAME:** Archie Manning, 1988; Deuce McAllister, 2012

**TENNESSEE SPORTS HALL OF FAME:** Eddie Crawford, 1996; Fran Spencer Chandler, 2007; Gene Hickerson, 2008

**JACKSON-MADISON COUNTY (TENN.) SPORTS HALL OF FAME:** Darron Billings, 2010; Fran Spencer Chandler, 1994; Shawn Cobb, 2010; Eddie Crawford, 1986; Kristen Goehring Lee; Edward Martindale, 2004; Jimmy Matthews, 1999; Dr. George W. Truett, 2002

**SCOTT COUNTY (MISS.) SPORTS HALL OF FAME:** James B. Harvey, 2015; Andre Hollis, 2015; Tom Stewart Lee, 2015; Deuce McAllister, 2015; Freddy Roberts, 2015

## ACADEMIC HONORS

**ACADEMIC ALL-AMERICA:** Charles Flowers, FB, 1959; Robert Khayat, G, 1959; Doug Elmore, QB, 1961; Stan Hindman, G, 1965; Mac Haik, SE, 1966; Steve Hindman, TB, 1968; Julian Fagan, P, 1969; Greg Markow, DE, 1974; George Plasketes, DE, 1977; Robert Fabris, SE, 1977; Ken Toler, WE, 1980; Danny Hoskins, OL, 1985; (2nd); Jeff Noblin, SS, 1985 (2nd); Danny Hoskins, OL, 1986; (1st); Jeff Noblin, SS, 1986 (2nd); Danny Hoskins, OL, 1987 (1st); Wesley Walls, TE, 1988 (1st); Todd Sandroni, FS, 1989 (1st); 1990 (2nd); Shawn Cobb, LB, 1990 (2nd); Kyle Wicker, DE, 1996 (2nd); Eli Manning, QB, 2001 (2nd); Cody Ridgeway, P, 2004 (1st); Rob Robertson, LB, 2004 (1st)

**ACADEMIC ALL-SOUTHEASTERN:** Leroy Reed, HB, 1956-57; Charles Flowers, FB, 1958-59; Robert Khayat, G, 1959; James Anderson, FB, 1960; Bookie Bolin, G, 1960; Doug Elmore, QB, 1961; Billy Ray Jones, G, 1961; Louis Guy, WB, 1962; Cecil Ford, T, 1963; Fred Roberts, FB, 1963; Mike Dennis, TB, 1964; Frank Lambert, P, 1964; Stan Hindman, G, 1965; Marvin McQueen, E, 1965-66; Dave Wells, WB-FB, 1965; Ray Bedingfield, C, 1965; Tommy Luke, DHB, 1965; Mac Haik, SE, 1966; Gerald Warfield, S, 1966; Julian Fagan, P, 1967-68-69; Steve Hindman, TB, 1967-68; Frank Trapp, LB, 1967; Joe Blount, LB, 1969; Claude Herard, DT, 1969; Dennis Coleman, DE, 1970; Reggie Dill, DE, 1971; John Gregory, OT, 1972; Norris Weese, QB, 1972-73; Harry Harrison, S, 1973; Rick Kimbrough, FLK, 1973-74; Larry Kramer, TB, 1973; Greg Markow, DE, 1973-74; Richard Clippard, OG, 1974; Kenny Lyons, QB, 1974; John McNeill, C, 1974; Bill Small, SE, 1975; Bill Farris, DE-P, 1975; George Stuart, LB, 1976; George Plasketes, DE, 1977; Robert Fabris, SE, 1977; Gary Jones, SS, 1977; Murray Whitaker, OT, 1978; Bob Grefseng, DE, 1978; Ken Toler, WR, 1980; Johnny Burrow, DB, 1981-82; Kent Austin, QB, 1982-83-84-85; Allen Partin, OL, 1982; Steve Hendrix, FB, 1983; Dwayne Nesmith, LB, 1983; Benton Reed, T, 1983-84-85; Ricky Lindstrom, LB, 1984; Danny Hoskins, OG, 1984-85-86-87; Jeff Noblin, DB, 1984-85-86; Jud Alexander, OL, 1985; Bob Cheatham, OL, 1985; Jay Schimmel, DT, 1985-86-87; Bryan Owen, K, 1986-87; Wesley Walls, DE-TE, 1986-87-88; Robert Cagle, OT, 1987-88; John Darnell, QB, 1987-89; Shawn Cobb, LB, 1987-88-89-90; Butch Davenport, FS, 1987; Sonny Harbuck, OG, 1987; Greg Lee, TE, 1987; Todd Sandroni, FS, 1987-88-89-90; Deron Zeppelin, TE, 1987-88-89; Jay Hopson, DB, 1988-89-90-91; Ronnie McKinney, RB, 1988-89; Dawson Pruett, C, 1988-89-90; Darryl Smith, DL, 1988; Chauncey Godwin, CB, 1989-90-91; Lee Lott, OT, 1989; Tom Luke, QB, 1989-90-91; Gerald McAllister, DB, 1989; Jack Muirhead, LB, 1989; Camp

Roberts, TE, 1989; Trea Southerland, DB, 1989-90-91-92; Scott Swatzell, RB, 1989-90-91; Brian Cagle, DT, 1990; Cliff Dew, OL, 1990; Jody Hill, LB, 1990; Brian Lee, K, 1990-91-92; Monty Perry, OL, 1990; David Harris, DT, 1991-92-93; Robbie Little, WR, 1991; Rogers Stephens, K, 1991-92; Abner White, C, 1991; Franz Lorio, C, 1992-93; Lynn Ross, LB, 1992; Joel Jordan, OL, 1992-93; Greg Morris, WR, 1992-93; Paul Head, QB, 1993-94-95-96; Michael Lowery, DB, 1993; Sean O'Malley, NG, 1993; Deano Orr, FB, 1993; David Vinson, C, 1993-94-95; Kyle Wicker, LB, 1993-94-95, DE, 1997; Trey Wicker, TE, 1993-94-95; Andy Berger, WR, 1994; Boyd Kitchen, OT, 1994-95-96-97; Nakia Magee, CB, 1994-95-96; Darrell Moncus, C, 1994; Tim Montz, K, 1994; Frank Wilson, TE, 1994-95; Eric Bubrig, C-OT, 1995-96; Chris Cola, OG, 1995, DT, 1996; Randall Green, P-K, 1995-96-97; Lance Harrison, TE, 1995; Walker Jones, SS, 1995, LB, 1996-97; Chris May, OG, 1995; Todd Vowell, QB, 1995; Tyler Craddock, LB, 1996; Walt Hill, H-B, 1996, LB, 1997-98; Matt Luke, C, 1996-97-98; Sam Owen, CB, 1996-97; Stewart Patridge, QB, 1996-97; Tutan Reyes, OT, 1996, 1999; Nick Sagona, P, 1996; G. Davis Wilson, OG, 1996-97-98; Joey Embry, OL, 1997; Kendrick Hickman, OT, 1997; Matt Wells, LB, 1997; Amzie Williams, LB, 1998-99-2000-01; Ross Barkley, WR, 1999-2000; German Bello, OL, 1999-2000-01-02; Todd Campbell, WR, 1999; Ben Claxton, C, 1999, 2001-02; Reagan King, P, 1999-2000-01; Ronnie Letson, WR, 1999; Jason Partin, LB, 1999; David Peden, OL, 1999-2000; Chico Chandler, RB, 2000; Thomas Gee, LB, 2000-01; Theo Harris, OL, 2000; Walker Hunsicker, DE, 2000; Von Hutchins, DB, 2000-01-02; Rickey Jones, LB, 2000; Eli Manning, QB, 2000-01-02-03; John Meeks, RB, 2000; Jesse Mitchell, DT, 2000; Jamil Northcutt, LB, 2000-01-02-03; Justin Sawyer, TE-OL, 2000-01; Wes Scott, DB, 2000-01-02-03; Brad Synnott, OL, 2000-01; L.J. Taylor, WR, 2000-01; Justin Wade, LB, 2000; Les Binkley, K, 2001; Ben Boatright, K, 2001-02-03; Ben Craddock, P-H, 2001; Belton Johnson, OT, 2001; John McGarvey, OL, 2001; Charlie Perkins, C, 2001; Don Prince, OL, 2001; Daniel Booth, DL, 2002-03-04; Johnny Ducking, LB, 2002-03; Bo Hartsfield, TE, 2002-03-04; Adam King, DB, 2002; Matt Koon, OL, 2002; Jonathan Nichols, K, 2002-03-04; Chad Pilcher, RB, 2002-03; Cody Ridgeway, P, 2002-03-04; Rob Robertson, LB, 2002-03-04; Tre' Stallings, OL, 2002; Shelby Van Every, OL, 2002-03; Doug Zeigler, TE, 2002; Ethan Flatt, QB, 2002-04-05; Andrew Wicker, DL, 2002-03-04-05-06; Paul Bowers, RB, 2003; Adam Hayes, WR, 2003-04; Anthony Hobgood, TE, 2003; Ryan Jones, OL, 2003-04-05; Sidney McLaurin, C, 2003-04-05-06; Shae Orrell, P-K, 2003; Keith White, DB, 2003-04; Andrew Wilson, K, 2003; Charles Clark, DB, 2003; Thomas Eckers, OL, 2003; Jeremy Garrett, DL, 2003-04; Darryl Harris, OL, 2003; Robert Hough, TE, 2003; Robert Lane, QB, 2003; Trumaine McBride, DB, 2003-04-05-06; Patrick Willis, LB, 2003-06; William Griffin, WR, 2004; Seth Michaelson, RB, 2004; Joe Williams, DL, 2004; Chris Bowers, 2004; Paul Eck, QB, 2004; Corey Mills, DL, 2004; Robert Bass, K, 2005; Will Moseley, K, 2005-06; Reid Neely, OL, 2005-06-07-09; Justin Sparks, K, 2005-09; Christian Albarracin, 2006-07; Jason Cook, FB, 2006-07-08; Paul Hurd, OL, 2006-07; Brent Smith, OL, 2006-07-08; Billy Tapp, QB, 2006-07-08-09; Daverin Gerald, OL, 2006-07-08-09; Micheal Herrick, QB, 2006-07; Joshua Shene, C, 2006-07-08-09; Isaiah Smith, LB, 2007; Jevan Snead, QB, 2007-08-09; David Traxler, TE, 2007; Ben Benedetto, FB, 2008-09; Zack Brent, OL, 2008-09; Martin Fisher, K, 2008; Clay Fowler, QB, 2008; Gerald Harris, TE, 2008-09; Andy Hartmann, FB, 2008-09; Ben Meadows, K, 2008; Vincent Moss, WR, 2008-09-11; Wesley Phillips, LS, 2008-09-10; Devin Thomas, RB, 2008-09-10-11-12; Richie Contartesi, WR, 2009-10; David Hankins, K, 2009; Kyle Horine, WR, 2009-10-11; Jason Jones, LB, 2009; Josh Lancaster, LB, 2009-10-11; Jeremy McGee, CB, 2009; Don Moseley, OL, 2009; Bryan Powers, P, 2009; Lawon Scott, DL, 2009; Michael Brown, OL, 2009-11-12; Tyler Campbell, P, 2009-10-11-12-13; Joel Kight, LB, 2009-10-11-12; Andrew Ritter, K/P, 2009-10-11-12-13; Deterian (D.T.) Shackelford, LB, 2009-10-11-12-13-14; Justin Bigham, FB, 2010-11-12-13; Chris Conley, P, 2010-11-12-13; Jacob Hickman, LS, 2010-11; Reggie Hicks, TE, 2010; Jack Nuismier, TE, 2010-11-12-13; Chad Phillips, LS, 2010; Evan Swindall, C, 2010; Chase Hughes, C, 2010-11-12-13-14; Sam Noblin, LB, 2011-12; John Pelozo, TE, 2011; Robert Ratliff, QB, 2011-12-13; Walker Sturgeon, DE, 2011-12-13-14; Abdul Bangura, DB, 2012; Chris Gill, OL, 2012; Ethan Hutson, OL, 2012-13; Josh Lancaster, LB, 2012; John Ratliff, WR, 2012-13-14; Bryson Rose, K, 2012; Charlie Scott, RB, 2012-13-14; Matt Brown, TE, 2013-14; Pierce Burton, OL, 2013; Robert Conyers, OL, 2013-14; Dylan Dyer, TE, 2013-14; Andrew Fletcher, K, 2013-14; Tyler Gray, DL, 2013; Emmanuel McCray, OL, 2013; Christian Morgan, TE, 2013; Nathan Noble, K, 2013-14; Andy Pappanatos, K, 2013; John Youngblood, DE, 2013-14; Taz Zettergren, TE, 2013; Quincy Adeboyejo, WR, 2014; Justin Bell, OL, 2014; Fadol Brown, DE, 2014; Ryan Buchanan, QB, 2014; Quintavius Burdette, WR, 2014; Luke Davis, LB, 2014; Will Denny, LS, 2014, Mark Dodson, RB, 2014; Will Gleeson, P, 2014; Cale Luke, QB, 2014; Tayler Polk, LB, 2014; Grant Warren, P, 2014

**H. BOYD MCWHORTER SEC SCHOLAR-ATHLETE OF THE YEAR:** Jeff Noblin, 1987, Medicine; Danny Hoskins, 1988, Chemical Engineering; Rob Robertson, 2005, Biological Science  
**AMERICAN FOOTBALL COACHES ASSOCIATION (AFCA) SCHOLAR-ATHLETE TEAM:** Kyle Wicker, DL, 1994

**RHODES SCHOLARS:** Richard C. Beckett, Jr., RE, 1907; Louis M. Jiggitts, HB, 1919; Myers Smith MacDougal, S, 1926; Robert Childres, HB, 1958

**NCAA TODAY'S TOP VIII:** Eli Manning, QB, 2003; Lee Ellis Moore, Track, 2011



**NCAA POSTGRADUATE SCHOLARSHIP:** Stan Hindman, G, 1966; Steve Hindman, TB, 1969; Ken Toler, SE, 1981; Kent Austin, QB, 1986; Jeff Noblin, FS, 1987; Danny Hoskins, OL, 1988; Wesley Walls, TE-OLB, 1989; Todd Sandroni, FS, 1990; Rob Robertson, LB, 2005

**NATIONAL ASSOCIATION OF COLLEGIATE ATHLETIC DIRECTORS/DISNEY SCHOLAR-ATHLETE AWARD:** Todd Sandroni, Pharmacy, 1991

**NATIONAL FOOTBALL FOUNDATION SCHOLAR-ATHLETE AWARDS:** Steve Hindman (tie), TB, 1968; Medicine; Norris Weese, QB, 1973; Accounting; Dick Lawrence, OT, 1975, Business; Kent Austin, QB, 1985, Business; Jeff Noblin, DB, 1986, Medicine; Danny Hoskins, OL, 1987, Chemical Engineering; Wesley Walls, TE-OLB, 1988, General Engineering; Eli Manning, QB, 2003, Marketing

**NATIONAL FOOTBALL FOUNDATION HAMPSHIRE HONOR SOCIETY:** Will Moseley, K-P, 2007; Wesley Phillips, LS, 2011; Joel Kight, LB, 2013; Tyler Campbell, P, 2014; Chris Conley, P, 2014; Andrew Ritter, K, 2014; Deterrian Shackelford, LB, 2015

**NATIONAL FOOTBALL FOUNDATION (Ole Miss Chapter) SOUTHERN REGION SCHOLAR-ATHLETE:** Jonathan Gibson, OL, 1991

**NATIONAL FOOTBALL FOUNDATION (Ole Miss Chapter) NATIONAL HONOR SOCIETY:** Will Moseley, K, 2007

**NATIONAL FOOTBALL FOUNDATION SCHOLAR-ATHLETE AWARDS (Ole Miss Chapter):** 1966: David Wells, WB. 1967: Archie Manning, QB; Jim Poole, TE. 1979: Alan Partin, OT. 1981: Kent Austin, QB; William Johnson, LB; Benton Reed, DT; Michael Smith, TE; Eric Truitt, DB; Barry Wilburn, DB. 1982: Jud Alexander, OG; Dean Brown, SE; Jeff Giles, OL; Ricky Lindstrom, LB; Jeff Price, RB; Curtis Rockwell, OL. 1983: Bob Cheatham, OT; Danny Hoskins, C; Clark Richey, OG; Woody Soehn, OT. 1984: David Caldwell, QB; John Carlton, DT; James "Sonny" Harbuck, OT; Jay Schimmel, DT; Robert "Thunder" Smith, RB; Shawn "Lightning" Sykes, RB. 1985: John "Butch" Davenport, LB; Stanley Johnson, DB; Gerald McAllister, TB; Wesley Walls, DE. 1986: Sandy Baker, OL; Brian Cagle, DT; Robert Cagle, OG; Shawn Cobb, LB; Lee Lott, C; Todd Sandroni, DB. 1987: Chauncy Godwin, DB. 1988: Dwayne Amos, DB; Tom Luke, QB; Russ Shows, QB; Trea Southerland, DB. 1989: David Harris, DE; Joel Jordan, C; Brian Lee, K; Brian Mays, DG. 1990: Lance Berry, K; Patrick Brown, LB; Bert Carruth, DB. 1991: Jonathan Gibson, OL; Trey Wicker, DE. 1992: Paul Head, QB; Michael Lowery, DB; Jeremy Morris, DT; Kyle Wicker, LB. 1993: Eric Bubrig, OG; Randall Green, K; Broc Kreitz, QB; Nikki Magee, CB. 1994: Darryl Gibbs, DE; Walker Jones, WR. 1995: Jamie Baucom, OL; Paul Carrillo, QB; Joey Embry, OL; Ronnie Heard, DB; Matt Luke, OL; Sam Owen, WR; Britt Wicker, LB. 1996: Chad Cook, LB; Daniel Galloway, LB; Grant Heard, WR; Reagan King, P; Amzie Williams, LB. 1997: Jamie Armstrong, WR; Justin Coleman, DB; Mike Hamilton, OL; Matt Koon, TE; John McGarvey, OL. 1998: German Bello, OL; Justin Blake, DE; Chico Chandler, LB; Ben Claxton, C; Yahrek Johnson, DE. 1999: Theo Harris, OL; Von Hutchins, WR; Jamil Northcutt, LB; Justin Sawyer, TE; Wes Scott, WR. 2000: Thomas Daniel Booth, DT; Johnny Ducking, LB; William "Bo" Hartsfield, TE; Jonathan Nichols, PK; Cody Ridgeway, P; George "Rob" Robertson, LB. 2001: Brandon Jacobs, RB; Micheal Spurlock, QB; Tre' Stallings, OL; Bryant Thomas, DB. 2002: Dedrick Clark, DL; Ethan Flatt, QB; Andrew Wicker, DL. 2003: Vicente DeLoach, DL; Darryl Harris, OL; Robert Lane, QB; Trumaine McBride, DB; Patrick Willis, LB. 2004: Chris Bowers, DE; Jason Cook, FB; Paul Eck, QB; Maurice Miller, OL; Dustin Mouzon, DB; David Traxler, OL. 2005: Michael Hicks, WR; Justin Sparks, K; Billy Tapp, QB. 2006: Daverin Gerald, DL; Michael Herrick, QB; Joshua Shene, K; Marcus Tillman, DL. 2007: Colby Arcenuax, DB; Isaiah Smith, LB. 2008: Brandon Bolden, RB; Nathan Stanley, QB; Devin Thomas, RB. 2009: Michael Brown, OL; Tyler Campbell, P; Joel Kight, LB; D.T. Shackelford, LB. 2010: Chase Hughes, C; Mike Marry, LB. 2011: Mitch Hall, OL; Ethan Hutson, OL. 2012: Quintavius Burdette, DB; Robert Conyers, OL; Ben Still, OL; Jaylen Walton, RB; John Youngblood, TE. 2013: Trey Bledsoe, WR; Eugene Brazley, RB' Evan Ingram, TE; Austin Golson, OL. 2014: Alvin (A.J.) Moore, DB; Calvin (C.J.) Moore, DB; Tyler Putman, OL; Sean Rawlings, OL; Jordan Sims, OL; Gary Wunderlich, K/P

## COMMUNITY/HUMANITARIAN AWARDS

**SEC SPORTSMANSHIP AWARD:** Rodney Scott, RB, 2010

**SEC GOOD WORKS TEAM:** David Knott, FS, 1995; Walker Jones, LB, 1996-97; Gary Thigpen, CB, 1998; Deuce McAllister, RB, 1999; Romaro Miller, QB, 2000; Syniker Taylor, CB, 2001; Lanier Goethie, LB, 2002; Eli Manning, QB, 2003; Jonathan Nichols, PK, 2004; Kelvin Robinson, LB, 2005; Patrick Willis, LB, 2006; Jason Cook, FB, 2007; David Traxler, TE, 2008; Dexter McCluster, RB-WR, 2009; Jerrell Powe, DT, 2010; Jason Jones, DE, 2011; Devin Thomas, RB, 2012; Deterrian Shackelford, LB, 2013-14.

**AMERICAN FOOTBALL COACHES ASSOCIATION (AFCA) GOOD WORKS TEAM:** Kyle Wicker, DL, 1996; Walker Jones, LB, 1997; Deuce McAllister, RB, 1999; Romaro Miller, QB, 2000; Eli Manning, QB, 2002; Jamil Northcutt, LB, 2003; Jason Cook, FB, 2007; Deterrian Shackelford, LB, 2014 (Captain)

**SEC COMMUNITY SERVICE POSTGRADUATE SCHOLARSHIP:** Walker Jones, LB, 1997

**RED BLAIK ALL-AMERICA FOOTBALL FOUNDATION OUTSTANDING LEADERSHIP AWARD:** Todd Wade, OT, 1999; Deuce McAllister, RB, 2000; Terrence Metcalf, OT, 2001; Eddie Strong, LB, 2002; Eli Manning, QB, 2003; Michael Oher, OT, 2008; Jevan Snead, QB, 2009

**SPORTING NEWS RADIO SOCRATES AWARD:** Eli Manning, QB, 2003

**BYRON "WHIZZER" WHITE HUMANITARIAN AWARD:** Archie Manning, 1978

**NATIONAL FOOTBALL FOUNDATION DISTINGUISHED AMERICAN AWARD:** Robert C. Khayat, 2003

**NFF CHAPTER PRESIDENTS AWARD:** Frank O. Crosthwait Jr., 1991

**NFF DISTINGUISHED AMERICAN AWARD (Ole Miss Chapter):** C.M. "Tad" Smith & John Vaught, 1967; Thomas N. Turner, 1968; Chester H. Curtis, 1969; R.D. "Rube" Wilcox, 1970; Mitchell Salloum Sr., 1971; Tom K. Swayze, 1972; Sam P. Carter, 1973; Buster Poole, 1978; Junie Hovious, 1979; Charlie Conerly, 1980; J. W. "Wobble" Davidson, 1981; Jim Ingram, 1982; Ray Poole, 1983; Dr. Wayne Terry Lamar, 1984; Charlie Flowers, 1985; Parker Hall, 1986; Kenneth D. Dill, 1987; Arnold L. "Showboat" Boykin, 1988; Robert C. Khayat, 1989; Eddie Crawford, 1990; Ben Williams, 1991; George P. Hewes, III, 1992; Warner Alford, 1993; Bobby Ray Franklin, 1994; Richard Price, 1995; Farley Salmon, 1996; Gregory Scott Walker, 1997; Preston (Pep) Bennett, 1998; Billy Ray Adams & Louis Guy, 2000; Reed Davis, 2001; Archie Manning, 2002; Deuce McAllister, 2004; Jimmy Lear, 2005; Curtis Weathers, 2006; Preston Carpenter, 2007; Bo Bowen, 2008; Wesley Walls, 2009; Jimmy "Tank" Crawford, 2010; Glynn Griffing, 2011; Bill Jordan, 2012; Billy & Mollie Van Devender, 2013

**NFF CONTRIBUTION TO AMATEUR FOOTBALL AWARD (Ole Miss Chapter):** Chancellor John D. Williams, 1967; Dr. T.A. Bickerstaff, 1968; Guy C. Billups & Jeff K. Hamm, 1969; Chancellor Porter L. Fortune, 1970; Dr. V.A. Coulter, 1971; H.W. "Billy" Gates, 1972; Wesley I. "Doc" Knight, 1973; John Cain, 1978; Edwin "Goat" Hale, 1979; Governor William Winter, 1980; Robert Schwartz, 1981; Dr. Gerry Hopkins, 1982; Senator James O. Eastland, 1983; Clifford G. Worsham, 1984; Dr. Paul H. Moore, 1985; C. D. "Red" Galey, 1986; Lee T. Cossar, 1987; S. D. "Dee" Collins, 1988; Harold C. Kelly, 1989; James N., Butler, 1990; Bill Ross, 1991; Frank O. Crosthwait, Jr., 1992; Billy Brewer, 1993; Dr. Jerry Hollingsworth, 1994; Michael S. Starnes, 1995; Steve Davenport, 1996; Dr. R. Jerry Hornsby, 1997; Max W. Williams, 1998; Lyman Hellums & Stan Torgerson, 2000; Leroy Mullins, 2001; Dickie Scruggs, 2002; David O. McCormick, 2004; Bert Allen 2005; Mike Glenn, 2006; Dr. Robert A. Weems, 2007; Shepard Smith, 2008; Butch Lambert Jr., 2009; Michael Rubenstein, 2010; Roland & Sheryl Burns, 2011; Dr. Ron Rychlak, 2012; Jesse Mitchell, 2013

**OLE MISS M-CLUB LOTTERHOS SERVICE AWARD:** Ed Horner, 2006; Eleanor Shaw, 2007; George Lotterhos, 2008; Randy Reed, 2009; Bobby Bailess, 2010; Mike Robbins, 2011; Allen Brown, 2012; Alton Brown, 2012; David Wells, 2013; Larry Leo Johnson, 2014

**NFL ALUMNI CAREER ACHIEVEMENT AWARD:** Dr. Robert C. Khayat, 1998

**CBS/TOYOTA LEADER OF THE YEAR:** Todd Sandroni, FS, 1990

**ARMY ROTC/THE SPORTING NEWS "BUILDING SUCCESSFUL FUTURES" AWARD:** Sheldon Morris, WR, 1997

**PAT SUMMERALL AWARD:** Archie Manning, 2013

**PAT TILLMAN PATRIOT AWARD:** Tony Fein, LB, 2007

**AUTOZONE LIBERTY BOWL DISTINGUISHED CITIZEN AWARD:** Dr. Robert C. Khayat, 2007

## PROFESSIONAL FOOTBALL HONORS

**ALL-PROFESSIONAL:** Frank M. Kinard, T, 1938-40-44-46; James E. Poole, E, 1939-40-46, Parker Hall, HB, 1939; Charles Conerly, HB-QB, 1948-57-59; Ray Poole, E, 1950; Jimmy Patton, DHB, 1958-59-60-61-62; Larry Grantham, LB, 1960-61-61-63-64 (AFL); Jim Dunaway, DT, 1966-68 (AFL); Gene Hickerson, OG, 1966; 1968-69-70 (Chosen Outstanding Blocker in NFL, 1968); Archie Manning, QB, 1978; Barry Wilburn, DB, 1987; Wesley Walls, TE, 1996-97-98-99; Patrick Willis, LB, 2007-09-10-11-12; Greg Hardy, DE, 2013; Dexter McCluster, KR, 2013

**NFL 1960S ALL-DECADE TEAM:** Gene Hickerson, OG, Cleveland Browns

## ATHLETIC ACHIEVEMENT AWARDS

**OUTSTANDING COLLEGE BACK IN AMERICA:** Archie Manning, QB, 1969 (Walter Camp Memorial Award, Washington Touchdown Club)

**FOOTBALL DIGEST NATIONAL PLAYER OF THE YEAR:** Charlie Conerly, 1947

**MAXWELL AWARD (Nation's Top Player):** Eli Manning, QB, 2003

**JOHNNY UNITAS GOLDEN ARM AWARD (Nation's Top Senior Quarterback):** Eli Manning, QB, 2003

**DICK BUTKUS AWARD (Nation's Top Linebacker):** Patrick Willis, LB, 2006

**DICK BUTKUS AWARD (Top Pro Linebacker):** Patrick Willis, LB, 2009

**LAMBERT AWARD (Nation's Top Linebacker):** Patrick Willis, LB, 2006

**LOU GROZA AWARD (Nation's Top Kicker):** Jonathan Nichols, K, 2003

**WUERFFEL TROPHY (Exemplary Community Service):** Deterrian Shackelford, LB, 2014

**NATIONAL QUARTERBACK CLUB AWARD (National Collegiate Quarterback of the Year):** Eli Manning, QB, 2003

**SOUTHEASTERN CONFERENCE PLAYER AWARDS (SEC COACHES):** Player of the Year—Eli Manning, QB, 2003; Offensive Player of the Year—Eli Manning, QB, 2003; Defensive Player of the Year—Patrick Willis, LB, 2006; Special Teams Player of the Year—Jonathan Nichols, K, 2003; Freshman of the Year—Laquon Treadwell, WR, 2013

**SOUTHEASTERN CONFERENCE PLAYER AWARDS (AP):** Offensive Player of the Year—Eli

Manning, QB, 2003; **Defensive Player of the Year**—Patrick Willis, LB, 2006  
**SOUTHEASTERN CONFERENCE PLAYER AWARDS (Scout.com): Defensive Player of the Year**—Senquez Golson, DB, 2014  
**SOUTHEASTERN CONFERENCE PLAYER AWARDS (College Sports Madness): Defensive Player of the Year**—Senquez Golson, DB, 2014  
**SOUTHEASTERN CONFERENCE PLAYER AWARDS (UPI): Player of the Year**—Jake Gibbs, QB, 1960; **Offensive Player of the Year**—Archie Manning, QB, 1969  
**ATLANTA CONSTITUTION SUPERLATIVES (SEC): Lineman of the Year:** Marvin Terrell, G, 1959  
**ATLANTA JOURNAL SEC MOST VALUABLE PLAYER:** Charlie Conerly, 1947  
**COMMERCIAL APPEAL SEC PLAYER OF THE YEAR:** Eli Manning, QB, 2003  
**NASHVILLE BANNER SEC PLAYER OF THE YEAR:** Charles A. Conerly, HB, 1947; Jake Gibbs, QB, 1960; Archie Manning, QB, 1969  
**TOUCHDOWN CLUB OF ATLANTA AWARDS (SEC): Back of the Year**—Charles A. Conerly, HB, 1947; Jake Gibbs, QB, 1960; Glynn Griffing, QB, 1962; Archie Manning, QB, 1969 (First Junior to be named); Eli Manning, QB, 2003; **Lineman of the Year**—Kenny Dill, C-LB, 1963  
**TOUCHDOWN CLUB OF ATLANTA SHUG JORDAN AWARD (Top Southeast Offensive Lineman):** Michael Oher, OT, 2008  
**BIRMINGHAM QUARTERBACK CLUB AWARDS (SEC): Most Valuable Lineman**—Marvin Terrell, G, 1959; Whaley Hall, T, 1963; Kris Mangum, 1996; Terrence Metcalf, OT, 2001; **Most Valuable Back**—Archie Manning, QB, 1969; Eli Manning, QB, 2003  
**LITTLE ROCK TOUCHDOWN CLUB AWARDS (SEC): Defensive Player of the Year**—Patrick Willis, LB, 2006  
**COACH AND ATHLETE AWARD: Player of the Year in the Southeastern Area**—Archie Manning, QB, 1969  
**MIAMI TOUCHDOWN CLUB (Fame) AWARD: Outstanding College Back in America:** Archie Manning, QB, 1969  
**JACOBS BEST BLOCKER AWARD (SEC):** Buddy Bowen, BB, 1947; Crawford Mims, G, 1953; Paige Cothorn, FB, 1955; Everett Lindsay, OT, 1992; Michael Oher, OT, 2008  
**CONERLY TROPHY:** Stewart Patridge, QB, 1997; Deuce McAllister, RB, 1999; Eli Manning, QB, 2001; Eli Manning, QB, 2003; Patrick Willis, LB, 2006; Bo Wallace, QB, 2012  
**KENT HULL TROPHY:** Laremy Tunsil, OL, 2014  
**JACKSON CLARION-LEDGER MISSISSIPPI SPORTS PERSON OF THE YEAR:** Eli Manning, QB, 2003; Houston Nutt, coach, 2008  
**JACKSON TOUCHDOWN CLUB SPORTSMAN OF THE YEAR:** Archie Manning, 1969; Norris Weese, 1974; Archie Manning (Pro), 1979; Wesley Walls, 1989; Rufus French, 1998; Eli Manning, 2003  
**JACKSON TOUCHDOWN CLUB MISSISSIPPI PROFESSIONAL ATHLETE OF THE YEAR:** Wesley Walls, 1997; Deuce McAllister, 2002  
**TENNESSEE MALE AMATEUR ATHLETE OF THE YEAR:** Patrick Willis, 2007  
**COMMUNIGROUP MISSISSIPPI OFFENSIVE LINEMAN OF THE YEAR:** Dawson Pruett, 1990; Everett Lindsay, 1992  
**CFPA ELITE RUNNING BACK TROPHY:** Dexter McCluster, 2009  
**CFPA ELITE DEFENSIVE BACK TROPHY:** Senquez Golson, 2014  
**ALL-SOUTH:** Elmer Allen, Tackle, 1971 (CA); Rex Reed Boggan, Tackle, 1954; Johnny Brewer, End, 1960; Glenn Cannon, S, 1969 (CA); Dennis Coleman, DE, 1970; Charles Conerly, Halfback, 1947; Paige Cothren, Fullback, 1955; Jimmy Crawford, Guard, 1948-49; Eagle Day, Quarterback, 1955; John (Kayo) Dottley, Fullback, 1949-50; Hap Farber, 1969 (CA); Charlie Flowers, Fullback, 1959; Floyd Franks, Split End, 1970 (CA); Jake Gibbs, Quarterback, 1960 Kline Gilbert, Tackle, 1952; Parker Hall, Halfback, 1938; Gene Hickerson, Tackle, 1957 Frank M. Kinard, Tackle, 1937; Archie Manning, QB, 1970 (CA); Harold Maxwell, End, 1951 Worthy McClure, OT, 1970 (CA); Bobby McCool, Fullback, 1953; Crawford Mims, Guard, 1953 Buz Morrow, DT, 1969 (CA); Allen Muirhead, Halfback, 1954; Jimmy Patton, Halfback, 1952 Ray Poole, End, 1946; Wimpy Winther, Center, 1970 (CA)  
**SOPHOMORE ALL-SEC:** Bob Bailless, LB, 1971; Treva Bolin, G, 1960; Johnny Brewer, E, 1957; Allen Brown, E, 1962; Dennis Coleman, DE, 1968; Paul Dongieux, LB, 1969; Rocky Fleming, E, 1964; John Fourcade, QB, 1979; Ray Heidel, DB, 1968; Stan Hindman, G, 196; Skip Jernigan, G, 1968; Jimmy Keyes, G, 1965; Bill Malouf, SE, 1972, Tommy Mousour, LB, 1970; Buzz Morrow, DT, 1967; Bruce Newell, DB, 1965; Richard Price, G, 1958; Dan Sartin, DT, 1965; Ralph Smith, E, 1959; Jim Urbenek, DT, 1965; Burney Veasey, TE, 1971

## COACHING/STAFF HONORS

**AFCA DIVISION I-A REGION 2 COACH OF THE YEAR:** David Cutcliffe, 2003; Houston Nutt, 2008  
**FCA NATIONAL COACH OF THE YEAR:** Houston Nutt, 2009; Hugh Freeze, 2013  
**PLAYBOY COACH OF THE YEAR:** John Vaught, 1960  
**SOUTHEASTERN CONFERENCE COACH OF THE YEAR (SEC COACHES):** John Vaught, 1947 & 1962; David Cutcliffe, 2003; Houston Nutt, 2008  
**SOUTHEASTERN CONFERENCE COACH OF THE YEAR (AP):** John Vaught, 1947-48-54-55-

60-62; Ken Cooper, 1975; Tommy Tuberville, 1997; David Cutcliffe, 2003  
**SOUTHEASTERN CONFERENCE COACH OF THE YEAR (UPI):** John H. Vaught, 1960-62; Ken Cooper, 1975; Billy Brewer, 1986  
**BIRMINGHAM NEWS SEC COACH OF THE YEAR:** Billy Brewer, 1990  
**NASHVILLE BANNER SEC COACH OF THE YEAR:** John H. Vaught, 1947, 1962; Ken Cooper, 1975; Billy Brewer, 1990  
**TOUCHDOWN CLUB OF ATLANTA SEC COACH OF THE YEAR:** John H. Vaught, 1947; Houston Nutt, 2008  
**COLUMBIA, S.C., TOUCHDOWN CLUB MAJOR COLLEGE COACH IN THE SOUTH:** Ken Cooper, 1975  
**FOOTBALLSCOOP.COM NATIONAL SPECIAL TEAMS COORDINATOR OF THE YEAR:** James Shibest, 2008  
**FOOTBALLSCOOP.COM NATIONAL DEFENSIVE BACKS COACHES OF THE YEAR:** Jason Jones and Dave Wommack, 2014  
**SCOUT.COM NATIONAL RECRUITER OF THE YEAR:** Chris Kiffin, 2013  
**PROFESSIONAL FOOTBALL STRENGTH & CONDITIONING COACHES SOCIETY COLLEGIATE STRENGTH & CONDITIONING COACH OF THE YEAR:** Don Decker, 2010  
**COLLEGE SPORTS INFORMATION DIRECTORS OF AMERICA HALL OF FAME:** Billy Gates, 1969; Langston Rogers, 1990  
**COLLEGE SPORTS INFORMATION DIRECTORS OF AMERICA ARCH WARD AWARD:** Langston Rogers, 2001  
**COLLEGE SPORTS INFORMATION DIRECTORS OF AMERICA TRAILBLAZER AWARD:** Langston Rogers, 2008  
**MISSISSIPPI SPORTS WRITERS ASSOCIATION HALL OF FAME:** Billy Gates, 1981; Jimmie McDowell, 1981; Langston Rogers, 1997  
**MISSISSIPPI ATHLETIC TRAINERS' ASSOCIATION HALL OF FAME (Year Inducted):** Wesley I. (Doc) Knight, 2003 (Charter Member); Leroy Mullins, 2004  
**FWAA SUPER 11 SPORTS INFORMATION DEPARTMENTS:** Ole Miss, 2013  
**FOOTBALLSCOOP.COM VIDEO OF THE YEAR:** Ole Miss, 2013 (2012 Highlights video)

## BOWL AWARDS

**SUGAR:** Outstanding Player—Ray Brown, QB, 1958; Bobby Franklin, QB, 1960; Jake Gibbs, QB, 1961; Glynn Griffing, QB, 1963; Archie Manning, QB, 1970. **COTTON:** Outstanding Back—Eagle Day, 1956; Eli Manning, QB, 2004; Outstanding Lineman—Buddy Allison, G, 1956; Josh Cooper, DL, 2004; Offensive Most Valuable Player—Dexter McCluster, RB-WR, 2009, 2010; Defensive Most Valuable Player—Marshay Green, DB, 2009. **GATOR:** Most Valuable Player, Winning Team—Bobby Franklin, QB, 1958. Most Valuable Player, Losing Team—Archie Manning, QB, 1971; Tyrone Ashley, DB, 1991. **LIBERTY:** Outstanding Offensive Lineman—Charles Horton, C, 1965; Worthy McClure, ST, 1968; Outstanding Defensive Lineman—Lee Garner, LB, 1965; Most Valuable Player, Outstanding Offensive Back—Steve Hindman, TB, 1968; Outstanding Defensive Back—Robert Bailey, M, 1968; Most Valuable Player—Randy Baldwin, RB, 1989; Cassius Ware, LB, 1992; Outstanding Offensive Player—Randy Baldwin RB, 1989; Russ Shows, QB, 1992; Outstanding Defensive Player—Jeff Carter, FS, 1989; Cassius Ware, LB, 1992. **PEACH:** Most Valuable Player, Offense—Norris Weese, QB, 1971; Most Valuable Player, Defense—Crowell Armstrong, LB, 1971. **INDEPENDENCE:** Most Valuable Player, Defense—Andre Townsend, DT, 1983; Kendrick Clancy, 1998; Tim Strickland, DB, 1999; Most Valuable Player, Offense—Mark Young, QB, 1986; Romaro Miller, QB, 1998; Eli Manning, QB, 2002. **FORD MOTOR CITY:** Most Valuable Player—Stewart Patridge, QB, 1997. **BBVA COMPASS:** Most Valuable Player—Bo Wallace, QB, 2013. **MUSIC CITY:** Most Valuable Player—Bo Wallace, QB, 2013  
**SPORTS ILLUSTRATED ALL-BOWL TEAM:** Matt Luke, C, 1998; Les Binkley, K, 1999; Todd Wade, OT, 1999; Cliff Woodruff, OL, 2004  
**COLLEGE FOOTBALL NEWS.COM ALL-BOWL TEAM:** Belton Johnson, OT, 2002  
**COTTON BOWL HALL OF FAME:** Eagle Day, QB, 2003  
**INDEPENDENCE BOWL HALL OF HONOR:** Mark Young, QB, 1999; Billy Brewer, head coach, 2000; Wesley Walls, TE, 2001; David Cutcliffe, head coach, 2003; Deuce McAllister, RB, 2006  
**ALL-TIME BOWL TEAMS—SUGAR (1955-62):** Ray Brown, QB, 1958; Charles Flowers, FB, 1960; Bobby Franklin, QB, 1960; Gene Hickerson, T, 1958; Jackie Simpson, G, 1958; (**All-Time Team**): Ray Brown, B, 1935-59; Jim Dunaway, T, 1959-84; Jake Gibbs, P, 1959-84; **ORANGE (75th Anniversary All-Time Team):** Frank M. Kinard, T, 2008

## ALL-STAR TEAM AWARDS

**SENIOR BOWL:** Outstanding Player—Glynn Griffing, QB, 1963; Outstanding South Team Lineman—Jackie Simpson, G, 1958; Hanson Churchwell, G, 1959; Ken Kirk, C, 1960 (co-c); Outstanding South Team Back—Bobby Crespino, WB, 1961. Most Valuable Offensive Player—John Fourcade, QB, 1987; Most Valuable Defensive Player—Patrick Willis, LB, 2007;  
**SENIOR BOWL: 1994 All-Senior Bowl/NFL Dream Team**—Tony Bennett; **BLUE-GRAY GAME:** Outstanding Lineman—Henry Linton, T, 1953; Most Valuable Defensive Player, Gray Squad—Pete Harris, LB, 1992; Outstanding Offensive Player, Gray Squad—Roell Preston,



WR, 1994; Outstanding Defensive Player, Gray Squad—Abdul Jackson, LB, 1994. **NORTH-SOUTH GAME:** Most Valuable Player—Crawford Mims, G, 1953; **HULA BOWL:** Outstanding Offensive Player—Norris Weese, QB, 1974; Defensive MVP —Freddie Joe Nunn, DE, 1984

## GAME AWARDS

**ESPN NATIONAL PLAYER OF THE WEEK:** Stewart Patridge, QB, vs. LSU, 1997

**CBS SPORTSLINE PLAYER OF THE WEEK:** Deuce McAllister, RB, vs. Arkansas, 1999

**COMPAQ BEST KICKOFF RETURN OF THE WEEK:** Deuce McAllister, RB, vs. Arkansas, 1999

**WALTER CAMP NATIONAL OFFENSIVE PLAYER OF THE WEEK:** Dexter McCluster, RB, vs. Tennessee, 2009.

**AT&T ALL-AMERICA PLAYER OF THE WEEK:** Dexter McCluster, RB-WR, vs. Tennessee, 2009

**NATIONAL LINEMAN OF THE WEEK:** James (Bud) Slay, E, vs. Maryland, 1952 (AP); Allen Green, C-KS, vs. Arkansas, 1960 (AP); Jim Dunaway, T, vs. LSU, 1962 (SI-Sports Illustrated);

Jimmy Keyes, MG, vs. Memphis State, 1965 (SI); Jerry Richardson, DE, vs. Tennessee, 1966 (AP); Fred Brister, LB, vs. Tennessee, 1969 (AP); Crowell Armstrong, LB, vs. Alabama, 1970 (AP); Ben Williams, DT, vs. Villanova, 1973 (AP); Mike Pittman, DT, vs. Georgia, 1976 (AP)

**NATIONAL BACK OF THE WEEK:** Paige Cothren, FB, vs. Arkansas, 1955 (AP); Bobby Franklin, QB, Mississippi State 1958 (AP); Jake Gibbs, QB, vs. Mississippi State, 1960 (AP); Archie Manning, QB, vs. LSU, 1968 (AP); Archie Manning, QB, vs. Alabama, 1969 (AP); Archie Manning, QB, vs. LSU, 1969 (SI)

**RIVALS.COM NATIONAL OFFENSIVE PLAYER OF THE WEEK:** Deuce McAllister, RB, vs. Mississippi State, 2000

**RIVALS.COM NATIONAL FRESHMAN OF THE WEEK:** Dexter McCluster, WR, vs. Memphis, 2006

**NATIONAL DEFENSIVE PLAYER OF THE WEEK (Sports Illustrated):** Brian Moreland vs. Notre Dame, 1977; Jeff Herrod vs. Arkansas State, 1987; Chris Mitchell vs. Arkansas, 1990

**NATIONAL DEFENSIVE PLAYER OF THE WEEK (FWAA/Bronko Nagurski):** Matt Grier vs. Florida, 2002

**NATIONAL DEFENSIVE PLAYER OF THE WEEK (Bednarik Award):** Cody Prewitt vs. Texas A&M, 2014

**NATIONAL MANNING STARS OF THE WEEK (Manning Award):** Bo Wallace, Louisiana-Lafayette, 2014

**NATIONAL SENIOR OF THE WEEK (Senior Bowl):** Senquez Golson vs. Tennessee, 2014; Cody Prewitt vs. Texas A&M, 2014

**NATIONAL DEFENSIVE BACK OF THE WEEK (College Football Performance Awards):** Senquez Golson vs. Louisiana-Lafayette, 2014; Cody Prewitt vs. Texas A&M, 2014

**NATIONAL KICKOFF RETURNER OF THE WEEK (CFPA):** Jaylen Walton vs. Texas, 2012

**NATIONAL LINEBACKER OF THE WEEK (CFPA):** Denzel Nkemdiche vs. Alabama, 2012

**NATIONAL PUNT RETURNER OF THE WEEK (CFPA):** Jeff Scott vs. Texas, 2013

**NATIONAL PUNTER OF THE WEEK (CFPA):** Will Gleeson vs. Boise State, 2014; Will Gleeson vs. Tennessee, 2014

**NATIONAL TIGHT END OF THE WEEK (CFPA):** Evan Engram vs. Vanderbilt, 2014; Evan Engram vs. Auburn, 2014; Evan Engram vs. Mississippi State, 2014

**NATIONAL BACKFIELD OF THE WEEK (UPI):** Jimmy Patton, LHB, vs. Tulane, 1953; Paige Cothren, FB, vs. Arkansas, 1955; Louis Guy, WB, vs. Tennessee, 1962; Archie Manning, QB, vs. Alabama, 1969; Archie Manning, QB, vs. LSU, 1969

**SOUTHEASTERN LINEMAN OF THE WEEK:** Allen Green, C-KS, vs. Arkansas, 1960 (AP); Rocky Fleming, WB, vs. Tennessee, 1965 (UPI); Jim Urbanek, DT, vs. Houston, 1966 (AP); Jerry Richardson, DE, vs. Tennessee, 1966 (AP); Fred Brister, LB, vs. Tennessee, 1969 (AP); Crowell Armstrong, LB, vs. Alabama, 1970 (AP); Elmer Allen, DT, vs. LSU 1971 (AP); Ben Williams, DT, vs. Villanova, 1973 (AP); Richard (Stump) Russell, LB, vs. Missouri 1974 (AP); George Stuart, LB, vs. Alabama 1976 (AP); Mike Pittman, DT, vs. Georgia, 1976 (AP); Charlie Cage, DT, vs. Notre Dame, 1977 (AP); George Plasketes, DE, vs. Tennessee, 1977 (AP); Eddie Cole, LB, vs. Memphis St. 1978, (AP); James Otis, DE, vs. Tennessee, 1979 (AP); Andre Townsend, DT, vs. Vanderbilt, 1983 (AP); Freddie Joe Nunn, DE, vs. Memphis State, 1984 (AP), vs. Arkansas, 1984 (AP), vs. Mississippi State, 1984 (AP); Dan Boyce vs. Tulane, 1984 (AP)

**SOUTHEASTERN OFFENSIVE PLAYER OF THE WEEK (AP):** Paige Cothren, FB, vs. Arkansas, 1955; Bobby Franklin, QB, vs. Miss. State, 1958; Jake Gibbs, QB, vs. Miss. State, 1960; Archie Manning, QB, vs. Memphis State and LSU, 1968; vs. Georgia, LSU and Tennessee, 1969; vs. Alabama and Georgia, 1970; Norris Weese, QB, vs. LSU, 1971; vs. Mississippi State, 1972; James Reed, TB, vs. Tennessee, 1973; Tim Ellis, QB vs. Georgia, 1976; Tim Ellis and Bobby Garner vs. Notre Dame, 1977; Malvin Gipson vs. Vanderbilt 1980; Timmy Moffett, WR, vs. Mississippi State, 1983; Kent Austin, QB, vs. Arkansas, 1983; vs. Vanderbilt, 1985; Chris Osgood, QB, vs. Memphis State, 1986

**SOUTHEASTERN DEFENSIVE PLAYER OF THE WEEK (AP):** Howard Moss, SS, vs. LSU, 1986; Jeff Herrod, LB, vs. Arkansas State, 1987

**SOUTHEASTERN DEFENSIVE PLAYER OF THE WEEK (UPI):** Jimmy Keyes, LB, vs. Georgia, 1967; Robert Bailey, M, vs. Alabama, 1968; Glenn Cannon, S, vs. Tennessee, 1969; Ben Williams, DT, vs. Missouri, 1974; Ben Williams, MG, vs. Southern Miss. and Tennessee, 1975; Gary Turner, DE, vs. Georgia, 1975; George Stuart, LB, vs. Alabama, 1976; Mike Pittman,

DT, vs. Georgia, 1976; Charlie Cage, DT, vs. Notre Dame, 1977; George Plasketes, DE, vs. Auburn and Tennessee, 1977; James Otis, DE, vs. Tennessee, 1979; Andre Townsend, DT, vs. Vanderbilt, 1982; Eric Truitt, DB, vs. Vanderbilt, 1983

**SOUTHEASTERN OFFENSIVE PLAYER OF THE WEEK (UPI):** Archie Manning, QB, vs. Memphis State, Southern Miss. and LSU, 1968; vs. Alabama, Georgia and LSU, 1969; Norris Weese, QB, vs. LSU, 1971; vs. Mississippi State, 1972; James Reed, TB, vs. Tennessee, 1973; Reg Woullard, RB vs. Tulane, 1976; Tim Ellis, QB, vs. Georgia, 1976; John Fourcade, QB, vs. Miss. State, 1981; Kent Austin, QB, vs. Tulane, 1982

**SEC PLAYER OF THE WEEK:** Terry Williamson, DG, vs. Arkansas, 1983; Andre Townsend, DT, vs. Vanderbilt, 1983; Timmy Moffett, WR, vs. Mississippi State, 1983; Freddie Joe Nunn, DE, vs. Memphis State and Arkansas, 1984; Kent Austin, QB, vs. Vanderbilt, 1985; Jeff Noblin, FS, vs. Memphis State, 1986; Mike Fitzsimmons, DT, vs. Tulane, 1986; Don Price, CB, vs. Vanderbilt, 1986; Howard Moss, SS, vs. LSU, 1986; Jeff Herrod, LB, vs. Mississippi State, 1986; Jeff Herrod, LB, vs. Arkansas State, 1987; John Darnell, QB, vs. Vanderbilt, 1987; Mark Young, QB, vs. Vanderbilt, 1988; Tony Bennett, OLB, vs. Alabama, 1988; Mark Young, QB, vs. Mississippi State 1988; Tony Bennett, OLB., vs. Memphis State, 1989; Chauncey Godwin, CB, vs. Florida, 1989; John Darnell, QB, vs. Arkansas State, 1989; Randy Baldwin, RB, vs. Tulane, Georgia, and LSU, 1990; Chris Mitchell, SS, vs. Arkansas, 1990; Brian Lee, K, vs. Tulane, 1991; Chad Brown, DT, vs. Tulane, 1991; Russ Shows, QB, vs. Kentucky, 1991; Cassius Ware, LB, vs. Auburn, 1992; Cory Philpot, TB, vs. Kentucky, 1992; Chad Brown, DT, vs. Mississippi State, 1992; Dewayne Dotson, LB, vs. Vanderbilt, 1993; Cassius Ware, LB, vs. Georgia, 1993; Michael Lowery, SS, vs. LSU, 1994; Nate Wayne, LB, vs. Georgia, 1995; Walker Jones, FS, vs. Mississippi State, 1995; Paul Head, QB, vs. Idaho State, 1996; Nate Wayne, LB, vs. Georgia, 1996; Stewart Patridge, QB, vs. Vanderbilt, 1997; Stewart Patridge, QB, vs. LSU, 1997; Timothy Strickland, FS, vs. Mississippi State, 1997; Cory Peterson, WR, vs. Auburn, 1999; Deuce McAllister, RB, vs. Arkansas, 1999; Deuce McAllister, RB, vs. Mississippi State, 2000; Eli Manning, QB, vs. Alabama, 2001; L.P. Spence, LB, vs. LSU, 2001; Jason Armstead, RS, vs. Memphis, 2002; Jonathan Nichols, PK, vs. Vanderbilt, 2002; Matt Grier, DB, vs. Florida, 2002; Jason Armstead, RS, vs. Mississippi State, 2002; Jonathan Nichols, PK, vs. Vanderbilt, 2003; Von Hutchins, DB, vs. Florida, 2003; Eli Manning, QB, vs. South Carolina, 2003; Eli Manning, QB, vs. Auburn, 2003; McKinley Boykin, DT, vs. South Carolina, 2004; Jonathan Nichols, PK, vs. Wyoming, 2004; McKinley Boykin, DT, vs. Vanderbilt, 2004; Chris Spencer, C, vs. Mississippi State, 2004; Patrick Willis, LB, vs. Memphis, 2005; Rory Johnson, LB, vs. Vanderbilt, 2006; Dustin Mouzon, DB, vs. Memphis, 2007; Greg Hardy, DL, vs. Alabama, 2007; Peria Jerry, DL, vs. Vanderbilt, 2008; Jamarca Sanford, DB, vs. Florida, 2008; Peria Jerry, DL, vs. Arkansas, 2008; Maurice Miller, OL, vs. Auburn, 2008; Michael Oher, OL, vs. Louisiana -Monroe, 2008; Daverin Geraldts, C, vs. Mississippi State, 2008; Peria Jerry, DL, vs. Mississippi State, 2008; Dexter McCluster, RB-WR, vs. Arkansas, 2009; Dexter McCluster, RB-WR, vs. Tennessee, 2009; Reid Neely, OL, vs. LSU, 2009; Jesse Grandy, PR, vs. Kentucky, 2010; Bobby Massie, OL, vs. UL-Lafayette, 2010; C.J. Johnson, DE, vs. Central Arkansas, 2012; A.J. Hawkins, G, vs. UTEP, 2012; Aaron Morris, G, vs. Tulane, 2012; Denzel Nkemdiche, LB, vs. Alabama, 2012; Bryson Rose, PK, vs. Auburn, 2012; Bryson Rose, PK, vs. Arkansas, 2012; Donte Moncrief, WR, vs. Mississippi State, 2012; Jeff Scott, ST, vs. Texas, 2013; Robert Nkemdiche, DL, vs. Troy, 2013; Cliff Coleman, DB, vs. Vanderbilt, 2014; Bo Wallace, QB, vs. Alabama, 2014; Cody Prewitt, DB, vs. Texas A&M, 2014; Marquis Haynes, DL, vs. Texas A&M, 2014; Will Gleeson, P, vs. LSU, 2014; Tony Conner, DB, vs. Mississippi State, 2014; C.J. Johnson, DL, vs. Mississippi State, 2014

**SEC FRESHMAN OF THE WEEK:** Dexter McCluster, WR, vs. Memphis, 2006; Marshay Green, WR, vs. Mississippi State, 2006; Laquon Treadwell, WR, vs. Vanderbilt, 2013; Marquis Haynes, DL, vs. LSU, 2014

**AT&T LONG DISTANCE AWARD:** Vincent Brownlee, WR, vs. Vanderbilt (68-yard punt return, plus 35-yard kickoff return), 1991; Tom Luke, QB, and Tyrone Ashley, RB, vs. Tennessee (82-yard pass completion), 1991; Brian Lee, K, vs. Vanderbilt (49-yard field goal), 1992; Ta'Boris Fisher, WR, vs. Auburn (77-yard TD punt return), 1993; Lawrence Adams, QB, and Eddie Small, WR, vs. Northern Illinois (80-yard TD pass completion), 1993; Ta'Boris Fisher, WR, vs. LSU (56-yard punt return), 1994; John Avery, KR vs. LSU (100-yard TD kickoff return), 1996; Tim Montz, K, vs. Georgia (51-yard field goal), 1996; John Avery, KR, vs. Alabama (100-yard TD kickoff return), 1997; John Avery, RB, vs. Arkansas (97-yard TD run), 1997

**CHEVROLET MOST VALUABLE PLAYER:** Charlie Cage (D), DT, vs. LSU, 1977; James Otis DE, vs. LSU, 1980; Andre Townsend, DT, vs. Vanderbilt, 1982; Kent Austin, QB, vs. Tulane, 1982; Shawn Cobb, LB, vs. Tennessee, 1990; Johnny Dixon, SS, vs. Georgia, 1992; Cassius Ware, LB, vs. Alabama, 1993; Abdul Jackson, LB, vs. Alabama, 1994; Jevan Snead, QB, vs. Wake Forest, 2008

## SPRING AWARDS

**JOHN HOWARD VAUGHT AWARD OF EXCELLENCE:** Elmer Allen, DT, 1972; Don Leathers, OT, 1973; Norris Weese, QB, 1974; Greg Markow, DE, 1975; Richard "Dick" Lawrence, OT, 1976; George Stuart, LB, 1977; George Plasketes, DE, 1978; Curtis Weathers, TE, 1979; Jim Miller, P, 1980; Ken Toler, WR, 1981; John Fourcade, QB, 1982; Brian Kennedy, DE, 1983; Dwayne Nesmith, LB, 1984; Timmy Moffett, WR, 1985; Jamie Holder, WR, 1986;

Jeff Noblin, DE, 1987; Danny Hoskins, OG, 1988; Bryan Owen, K, 1989; John Darnell, QB, 1990; (tie) Shawn Cobb, LB, and Dawson Pruett, C, 1991; Jay Hopson, DB, 1992, Dwayne Amos, DB, 1993; Clint Conlee, OT, 1994; James Holcombe, OL, 1995; Trey Wicker, DE, 1996; Kyle Wicker, DE, 1997; Boyd Kitchen, OG, 1998; Matt Luke, C, 1999; Todd Wade, OT, 2000; Deuce McAllister, RB, 2001; Mitch Skrmetta, TE, 2002; Ben Claxton, C, 2003; Jesse Mitchell, DT, 2004; Marcus Johnson, OG, 2005; Tre Stallings, OT, 2006; Patrick Willis, LB, 2007; BenJarvus Green-Ellis, RB, 2008; Jason Cook, FB, 2009; Marshay Green, DB, 2010; Jerrell Powe, DT, 2011; Brandon Bolden, RB, 2012; Ferbia Allen, TE, 2013; Mike Marry, LB, 2014; Cody Prewitt, DB, 2015

**JEFF HAMM MEMORIAL AWARD:** Dick Lawrence, OT, 1975; Dale Erves, 1979; Keith Fourcade, LB, 1982; John Allen, OG, 1983; Eric Denmark, OT, 1984; Nathan Wonsley, TB, 1985; Jeff Noblin, DB, 1986; Willie Goodloe, RB, 1987; Shawn Cobb, LB, 1988; Pat Coleman, WR, 1989; Phillip Kent, OLB, 1990; Marvin Courtney, RB, and Gary Abide, LB, 1991; Jody Hill, LB, 1992; Brian Mays, DT, 1993; Shannon Provencher, OG, 1994; Dou Innocent, RB, 1995; David Evans, DT, 1996; Walker Jones, LB, 1997; Tony Cannon, RB, 1998; Shane Grice, OL, & Shawn Johnson, LB, 1999; Terrence Metcalf, OL, & Justin Coleman, DB, 2000; Toward Sanford, RB, & Von Hutchins, DB, 2001; Doug Buckles, OG, & Chris Knight, DB, 2002; Bobby Harris, OL, & Rob Robertson, LB, 2003; Micheal Spurlock, QB, & Michael Bozeman, DL, 2004; Micheal Spurlock, QB, & Patrick Willis, LB, 2005; BenJarvus Green-Ellis, RB, & Peria Jerry, DL, 2006; BenJarvus Green-Ellis, RB, & Marcus Tillman, DL, 2007; Dexter McCluster, WR, & Peria Jerry, DL, 2008; Devin Thomas, RB, & Jerrell Powe, DL, 2009; Bradley Sowell, OL, & Ted Laurent, DL, 2010; Brandon Bolden, RB, & D.T. Shackelford, LB, 2011; Wesley Pendleton, DB, 2012; Chief Brown, DB, 2013; Cliff Coleman, DB, 2014; C.J. Hampton, DB, 2015

**ELI MANNING AWARD:** Ja-Mes Logan, WR, 2012; I'Tavius Mathers, RB 2013; Collins Moore, WR, 2014; Jordan Sims, OL, 2015

**BIRMINGHAM CHAPTER LEADERSHIP AWARD:** Frank Halbert, FB, 1961; Woody Dabbs, E, 1962; Kenny Dill, C-LB, 1963; Allen Brown, E, 1964; Jimmy Heidel, QB/S, 1965; Charles Hinton, C, 1966; Mac Haik, WR, 1967; Hank Shows, TE, 1968; Glenn Cannon, DB, 1969; Norris Weese, QB, 1973; Kenny King, LB, 1974-75; Bob Grefseng, DE, 1978; Malvin Gipson, TB, 1982; Johnny Burrow, DB, 1983; Kelly Powell, QB, 1984; Bob Blakemore, DE, 1985; Jay Webb, DE, 1986; Jeff Herrod, LB, 1987; Woody Soehn, OL, 1988; Shawn Cobb, LB, 1989; Tim Brown, OG, 1990; Chris Mitchell, SS, 1991; Jeff Carter, DB, 1992; Thomas McLeish, TE, 1993; Sidney Carmichael, DE, 1994; Jeff Miller, OT, 1995; Dou Innocent, RB, 1996; Paul Head, QB, and Derek Jones, DB, 1997; Walker Jones, LB, 1998; Matt Luke, C, 1999; Ronnie Heard, DB, 2000; Romaro Miller, QB, 2001; Terrence Metcalf, OT, 2002; Lanier Goethie, LB, 2003; Eli Manning, QB, 2004; Rob Robertson, LB, 2005; Michael Bozeman, DL, 2006; Patrick Willis, LB, 2007; Robert Hough, TE, 2008; Jamarca Sanford, DB, 2009; Dexter McCluster, WR/RB, 2010; Jeremiah Masoli, QB, 2011; Marcus Temple, DB, 2012; Jason Jones, DE, 2013; Emmanuel McCray, OL, 2014; Bo Wallace, QB, 2015

**CLOWER-WALTERS AWARD:** Richard "Stump" Russell, LB, 1974; Robert "Ben" Williams, DL, 1975; Mike Pittman, DT, 1976; Robert "Randy" White, OL, 1977; Lawrence Johnson, DT, 1978; Gregg Jefcoat, OG, 1979; Chris Cottom, OL, 1980; Quentin McDonald, DT, 1981; Andre "Hammerhead" Thomas, RB, 1982; Andre Townsend, DT, 1983; Freddie Joe Nunn, DE, 1984; Nathan Wonsley, RB, 1985; Ricky Myers, SE, 1986; Jeff Herrod, LB, 1987; Wesley Walls, TE, 1988; Tony Bennett, OLB, 1989; Kelvin Pritchett, DT, 1990; Phillip Kent, OLB, 1991; Cory Philpot, TB, 1992; Johnny Dixon, DB, 1993; Abdul Jackson, LB, 1994; Renard Brown, DE, 1995; Shannon Provencher, OG, 1996; Broc Kreitz, LB, 1997; Gary Thigpen, CB, 1998; Kendrick Clancy, DT, 1999; Derrick Burgess, DE, 2000; Terrence Metcalf, OT, 2001; Matt Grier, DB, 2002; Eli Manning, QB, 2003; Marcus Johnson, OG, 2004; Bobby Harris, OL, 2005; Will Mosely, K, 2006; Seth Adams, QB, 2007; Chris Bowers, DE, 2008; Reid Neely, OL, 2009; Wesley Phillips, C, 2010; Vincent Moss, DB, 2011; Devin Thomas, RB, 2013; Andrew Ritter, K, 2014; Senquez Golson, DB, 2015

**M-CLUB ALUMNI CHAPTER MOST DEDICATED PLAYER AWARD:** Bo Bowen, RB, 1969; Jim Stuart, LB, 1973; Pete Markow, S, 1974; James Hickman, OT, 1975; Bobby Garner, QB, 1978; Clay Erwin, DE, 1982; Melvin Brown, DB, 1983; Joe Hall, SS, 1984; Bob Blakemore, DE, 1985; Tony Rayburn, OL, 1986; Mike Fitzsimmons, DL, 1987; Robert Smith, FB-LB, 1988; Shawn Sykes, RB, 1989; Darryl Smith, DL, 1990; Todd Sandroni, FS, 1991; Cliff Dew, C, 1992; Lynn Ross, LB, 1993; Michael Lowery, DB, 1994; Alundis Brice, DB, 1995; David Knott, DB, 1996; Lawrence Adams, H-B, 1997; Andre Harrison, DE, 1998; Tony Cannon, RB, 1999; Cory Peterson, WR, 2000; Shane Elam, DE, 2001; Charles Stackhouse, FB, 2002; Belton Johnson, OT, 2003; Charlie Anderson, DE, 2004; Jonathan Nichols, PK, 2005; Michael Bozeman, DL, 2006; Andrew Wicker, OL, 2007; Robert Lane, TE, 2008; Peria Jerry, DL, 2009; John Jerry, OL, 2010; Jonathan Cornell, LB, 2011; Justin Smith, DT, 2012

**PHI BETA SIGMA CHUCKY MULLINS COURAGE AWARD:** Chris Mitchell, SS, 1990; Jeff Carter, FS, 1991; Trea Southerland, DB, 1992; Johnny Dixon, SS, 1993; Alundis Brice, DB, 1994; Michael Lowery, LB, 1995; Derek Jones, CB, 1996; Nate Wayne, LB, 1997; Gary Thigpen, CB, 1998; Ronnie Heard, LB, 1999; Anthony Magee, DB, 2000; Kevin Thomas, LB, 2001; Lanier Goethie, LB, 2002; Jamil Northcutt, LB, 2003; Eric Oliver, DB, 2004; Kelvin Robinson,

LB, 2005; Patrick Willis, LB, 2006; Jeremy Garrett, DL, 2007; Jamarca Sanford, DB, 2008, Marcus Tillman, DE, 2009; Kentrell Lockett, DL, 2010; Deterrian (D.T.) Shackelford, LB, 2011; Jason Jones, DE, 2012; Mike Marry, LB, 2013; Deterrian (D.T.) Shackelford, LB, 2014; Mike Hilton, DB, 2015

**J. RICHARD PRICE COURAGE AND COMPASSION AWARD:** Matt Luke, C, 1998; Todd Wade, OT, 1999; Shane Elam, DE, 2000; Terrence Metcalf, OT, & Anthony Sims, DT, 2001; Ben Claxton, C, 2002; Jesse Mitchell, DL, 2003; Marcus Johnson, OL, 2004; Michael Bozeman, DL, 2005; Andrew Wicker, OL, 2006; Corey Actis, OL, 2007; Darryl Harris, OL, 2008, John Jerry, OL, 2009; Jerrell Powe, DL, 2010; Bradley Sowell, OL, 2011; Terrell Brown, OT, 2012; Evan Swindall, C, 2013; Carlton Martin, OL/DT, 2014; Fadol Brown, DL, 2015

**PARK STEVENS MEMORIAL SCHOLARSHIP:** Tayler Polk, LB, 2015

**M-CLUB ALUMNI OFF-SEASON AWARD:** Dawson Pruett, C, 1988

## MISCELLANEOUS AWARDS

**NATIONAL FOOTBALL FOUNDATION OUTSTANDING OFFICIALS AWARD:** Butch Lambert, Sr. & Butch Lambert, Jr., 2006.

**C. LEROY MULLINS HEART OF CHAMPION AWARD:** Renard Brown, 1995; Yolanda Moore, 1996; Anthony Boone, 1997; Grant Heard, 1998; Derrick Burgess, 1999; John Engstrom, 2001; Syniker Taylor, 2001; Lanier Goethie, 2002; Doug Zeigler, 2002; L.P. Spence, 2003



## REBELS IN ALL-STAR CLASSICS

### Chicago All-Star Game

1938	Bruiser Kinard, T
1939	Parker Hall, HB
1942	Junie Hovious, HB *
1947	Ray Poole, E
1948	Charles Conerly, HB
1949	†Barney Poole, E
1950	Jimmy Crawford, G
1951	John (Kayo) Dottley, FB
1953	Kline Gilbert, T
1954	Ed Beatty, C Crawford Mims, G
1955	Rex Reed Boggan, T
1957	Paige Cothren, FB
1958	Raymond Brown, QB Gene Hickerson, T
1959	Hanson Churchwell, G
1960	Billy Brewer, QB Bobby Franklin, QB Bobby Khayat, G Ken Kirk, C
1961	George Blair, HB Johnny Brewer, E Bobby Crespino, HB
1963	Jim Dunaway, T Glynn Griffing, QB Louis Guy, WB Chuck Morris, TB
1964	Perry Lee Dunn, QB
1965	Allen Brown, E
1966	Stan Hindman, G Jimmy Heidel, DHB Bill Clay, DHB ‡

*\*Invited, Did not Participate,  
Naval Service  
†All-Stars captain  
‡Injured, did not play*

### Senior Bowl

(Mobile, Ala.)

1950	Jimmy Crawford, G
1951	John (Kayo) Dottley, FB Bill Stribling, E
1952	Showboat Boykin, FB
1954	Crawford Mims, G
1955	Rex Reed Boggan, T Allen Muirhead, HB
1956	Earl Blair, HB
1958	Ray Brown, QB Gene Hickerson, T Jackie Simpson, G *
1959	Hanson Churchwell, G * Milton Crain, C
1960	Ken Kirk, C (c-c) * Marvin Terrell, G Cowboy Woodruff, HB
1961	George Blair, HB Johnny Brewer, E Bobby Crespino, HB † Richard Price, G
1962	Ralph Smith, E
1963	Billy Ray Adams, FB ‡ Glynn Griffing, QB § Jim Dunaway, T
1964	Perry Lee Dunn, QB Whaley Hall, T
1965	Allen Brown, E
1966	Stan Hindman, G Bill Clay, DHB Mike Dennis, TB ‡
1967	Doug Cunningham, TB Chuck Hinton, C ‡

1968	Jimmy Keyes, LB Dan Sartin, DT
1969	Jim Parkes, C
1970	Glenn Cannon, S
1971	Worthy McClure, OT Wimpy Winther, C
1972	Paul Dongieux, LB
1976	Ben Williams, MG-DT
1977	Kem Coleman, LB
1980	Ken Toler, WR Chuck Commiskey, OG
1981	John Fourcade, QB @
1983	Andre Townsend, DT Kelly Powell, QB
1984	Freddie Joe Nunn, DE
1985	Benton Reed, DT Kent Austin, QB ‡
1986	Bill Smith, P
1987	J.R. Ambrose, WR Jeff Herrod, LB **
1988	Rodney Lowe, DT Stevon Moore, CB Wesley Walls, TE ‡
1989	Tony Bennett, OLB Pat Coleman, WR Willie Green, WR
1990	Doug Jacobs, DT Chris Mitchell, SS Kelvin Pritchett, DT Dawson Pruettt, C
1991	Tyji Armstrong, TE Tyrone Ashley, RB/DB Phillip Kent, OLB
1992	Chad Brown, DT Brian Lee, K Everett Lindsay, OT Johnny Dixon, DB
1993	Dewayne Dotson, LB
1994	‡Alundis Brice, DB Abdul Jackson, LB
1995	Dou Innocent, RB
1997	John Avery, RB/KR
1999	Kendrick Clancy, DT Tutan Reyes, OT Todd Wade, OT
2000	Derrick Burgess, DE Ken Lucas, DB ‡Deuce McAllister, RB
2001	Terrence Metcalf, OL Charles Stackhouse, FB
2002	Ben Claxton, C ‡Doug Zeigler, TE
2004	Marcus Johnson, OG Jonathan Nichols, PK
2006	Patrick Willis, LB**
2008	Peria Jerry, DT Ashlee Pamer, LB Michael Oher, OT Mike Wallace, WR
2009	Shay Hodge, WR ‡ John Jerry, OL Dexter McCluster, RB-WR
2015	Senquez Golson, DB Cody Prewitt, DB

*\*Outstanding Lineman-South team  
\*\*Defensive MVP-South team  
†Outstanding Back-South team  
§Outstanding Player  
‡Injured, did not play  
@Outstanding Offensive Player*

### The Hula Bowl

(Honolulu, Hawaii)

1956	Eagle Day, QB
1957	Paige Cothren, FB
1960	Larry Grantham, E #
1968	Jim Urbanek, DT
1971	Archie Manning, QB Skip Jernigan, G
1972	Elmer Allen, DT Jim Poole, TE
1974	Norris Weese, QB * Burney Veazey, TE Art Bressler, G
1977	George Plasketes, DE
1978	Charlie Cage, DT
1980	Mark Moore, OT
1981	John Fourcade, QB
1984	Freddie Joe Nunn, DE @
1988	Stevon Moore, CB
1999	Armegis Spearman, LB
2006	McKinley Boykin, DL

*#Outstanding Lineman  
\*Outstanding Offensive Player  
@Outstanding Defensive Player*

### East-West Game

(San Francisco, Calif.)

1967	Chuck Hinton, C ‡
1973	Norris Weese, QB
1975	Ben Williams, MG-DT
1976	Wade Griffin, TE
1977	Kem Coleman, LB
1979	Hoppy Langley, KS
1984	Timmy Moffett, SE
1988	Wesley Walls, TE ‡
1992	Everett Lindsay, OT *
1996	Kris Mangum, TE
1999	Tutan Reyes, OT
2002	Eddie Strong, LB
2004	Chris Collins, WR
2008	BenJarvus Green-Ellis, RB Robert Lane, TE
2009	Maurice Miller, OL
2010	Greg Hardy, DE Joshua Shene, K Ted Laurent, DT
2011	(St. Petersburg, Fla.)
2012	Kentrell Lockett, DE Bradley Sowell, OT
2014	Ja-Mes Logan, WR

*‡Injured, did not play  
\*Invited, did not play*

### The American Bowl

(Tampa, Fla.)

1969	Jim Parkes, C
1971	Dennis Coleman, DE Buddy Mitchell, OT
1972	Chuck Kota, OG
1980	Mark Moore, OT

### North-South Game

(Miami, Fla.)

1932	Tom Swayze, E
1948	Dixie Howell, HB Barney Poole, E Farley Salmon, QB
1949	Jimmy Clark, T Jimmy Crawford, G

1950	Doug Hamley, T John (Kayo) Dottley, FB Bill Stribling, E
1951	Ken Barfield, T Hal Maxwell, E Mel Siquefield, C
1953	Ed Beatty, C Harol Lofton, HB Crawford Mims, G *
1956	Paige Cothren, FB Eddie Crawford, HB Jerry Stone, C
1965	Bill Clay, DHB Tommy Lucas, T

*\*Most Valuable Player*

### Coaches Association All-America Bowl

1961	Johnny Brewer, E Allen Green, C Bobby Crespino, HB *
1962	Jerry Brown, T ‡ Doug Elmore, QB Billy Ray Adams, FB ‡
1963	Jim Dunaway, T Glynn Griffing, QB
1964	Whaley Hall, T
1965	Bill Clay, DHB Stan Hindman, DE
1968	Jimmy Keyes, LB
1970	Claude Herard, DT Buz Morrow, DT Glenn Cannon, S *
1971	Wimpy Winther, C Wyck Neely, DHB
1972	Elmer Allen, DT
1976	Ben Williams, DT-MG

*‡Injured, did not play  
\*Invited, did not play*

### Blue-Gray Classic

(Montgomery, Ala.)

1939	Bill Schneller, QB
1940	George Kinard, G
1941	Merle Hapes, FB Junie Hovious, HB ***
1942	Oscar Britt, G
1944	Robert McCain, E-HB
1946	Gene Roberts Ray Poole, RE
1949	Jimmy Crawford, G Roland Dale, T
1953	Henry Linton, T *
1960	Walter Suggs
1964	Allen Brown, E Bobby Robinson, LG
1965	Mike Dennis, TB
1968	Steve Hindman, TB
1975	Rick Kimbrough, FLK Bill Farris, DE-P
1976	Mike Pittman, DT
1977	George Plasketes, DE
1978	Curtis Weathers, SE
1979	Terrence Walker, G
1980	Ken Toler, WR Chuck Commiskey, OG
1981	John Fourcade, QB
1983	Buford McGee, TB
1984	Greg Walker, OT
1986	Bill Smith, P
1987	J.R. Ambrose, WR ‡ Jeff Herrod, LB



# REBELS IN ALL-STAR CLASSICS

- 1988 Todd Irvin, OL  
Rodney Lowe, DT  
Stevon Moore, CB  
Wesley Walls, TE
- 1991 Tyji Armstrong, TE  
Tyrone Ashley, RB/DB  
Pete Harris, LB @  
Phillip Kent, OLB
- 1993 Eddie Small, WR  
Cassius Ware, LB
- 1994 Alundis Brice, LB  
Abdul Jackson, LB \*\*  
Roell Preston, WR \*\*\*
- 1995 Dou Innocent, RB  
Chris May, OG  
Josh Nelson, QB
- 1996 Ta'Boris Fisher, WR  
Derek Jones, DB  
Kris Mangum, TE
- 2001 Joe Gunn, RB

*\*Outstanding Lineman*  
*\*\*Outstanding Defensive Player*  
*\*\*\*Outstanding Offensive Player*  
*‡Injured, did not play*  
*@Defensive MVP-Gray team*

- Japan Bowl**
- 1977 George Plasketes, DE
  - 1977 Tim Ellis, QB
  - 1978 Curtis Weathers, SE

- Challenge Bowl**  
 (Corpus Christi, Texas)
- 1964 Reed Davis, TE  
Kenny Dill, C  
Larry Smith, WB

- All-America Football Classic**  
 (Washington, D.C.)
- 1992 Artis Ford, DT

- Magnolia All-Star Classic**  
 (Jackson, Miss.)
- 1993 Tony Collier, DB  
Cassius Ware, LB

- Magnolia Gridiron All-Star Classic**  
 (Jackson, Miss.)
- 2005 Michael Bozeman, DL  
Bobby Harris, OL

- National All-Stars College Football Classic**  
 (Orlando, Fla.)
- 1995 Woody Janssen, OG  
Anthony Panzarella, DT  
Charlie Perkins, OL

- The Villages Gridiron All-Star Classic**  
 (Orlando, Fla.)
- 1999 Cory Peterson, WR
  - 2000 Keydrick Vincent, OT
  - 2004 Von Hutchins, DB
  - 2005 Bill Flowers, WR  
Eric Rice, TE  
Cody Ridgeway, P

- Las Vegas All-American Classic**  
 (Las Vegas, Nev.)
- 2006 Michael Bozeman, DL  
Mario Hill, WR

- North-South All-Star Classic**  
 (Houston, Texas)
- 2006 Trumaine McBride, DB

- Collge Gridiron Showcase**  
 (Arlington, Texas)
- 2015 Carlos Thompson, DE

- NFL Players Association Game\***  
 (El Paso, Texas)
- 2009 Jamarca Sanford, DB
  - 2010 Marshay Green, DB  
Gerald Harris, TE  
Kendrick Lewis, DB

- Emmanuel Stephens, DL  
Patrick Trahan, LB
- 
- (San Antonio, Texas)
- 2011 Jerrell Powe, DT  
(Carson, Calif.)

- 2013 Pierce Burton, OL  
Mike Marry, LB  
Charles Sawyer, DB
- 2015 Bo Wallace, QB‡  
*‡Injured, did not play*  
*\*formerly Texas vs. The Nation All-Star Challenge*

- Casino Del Sol College All-Star Game\***  
 (Tempe, Ariz.)
- 2011 Jeremiah Masoli, QB  
(Tucson, Ariz.)
  - 2012 Wayne Dorsey, DE  
*\*formerly Eastham Energy College All-Star Game*

- Players All-Star Classic**  
 (Little Rock, Ark.)
- 2012 Brandon Bolden, RB

- Battle of Florida**  
 (Boca Raton, Fla.)
- 2012 Enrique Davis, RB

- Raycom College All-Star Classic**  
 (Montgomery, Ala.)
- 2013 Gilbert Pena, DT

- College All-Star Bowl**  
 (Greenville, S.C.)
- 2014 Tyler Campbell, P  
Jeff Scott, RB  
Evan Swindall, C

- Medal of Honor Bowl**  
 (Charleston, S.C.)
- 2014 Emmanuel McCray, OL
  - 2015 Serderius Bryant, LB

## ALL-SOUTH

- Elmer Allen, T, 1971 (CA)
- Rex Reed Boggan, T, 1954
- Johnny Brewer, E, 1960
- Glenn Cannon, S, 1969 (CA)
- Dennis Coleman, DE, 1970
- Charles Conerly, HB, 1947
- Paige Cothren, FB, 1955
- Jimmy Crawford, G, 1948-49
- Eagle Day, QB, 1955
- John (Kayo) Dottley, FB, 1949-50
- Hap Farber, 1969 (CA)
- Charlie Flowers, FB, 1959
- Floyd Franks, SE, 1970 (CA)
- Jake Gibbs, QB, 1960
- Kline Gilbert, T, 1952
- Parker Hall, HB, 1938
- Gene Hickerson, T, 1957
- Frank M. Kinard, T, 1937
- Archie Manning, QB, 1970 (CA)
- Harold Maxwell, E, 1951
- Worthy McClure, OT, 1970 (CA)
- Bobby McCool, FB, 1953
- Crawford Mims, G, 1953
- Buz Morrow, DT, 1969 (CA)
- Allen Muirhead, HB, 1954
- Jimmy Patton, HB, 1952
- Ray Poole, E, 1946
- Wimpy Winther, C, 1970 (CA)

## SOPHOMORE ALL-SOUTHEASTERN

- 1957 — Johnny Brewer, E
- 1958 — Richard Price, G
- 1959 — Ralph Smith, E
- 1960 — Treva "Bookie" Bolin, G
- 1962 — Allen Brown, E
- 1963 — Stan Hindman, G
- 1964 — Rocky Fleming, E
- 1965 — Jimmy Keyes, DG  
Bruce Newell, DB  
Dan Sartin, DT  
Jim Urbaneck, DT
- 1967 — Buz Morrow, DT
- 1968 — Dennis Coleman, DE  
Ray Heidel, DB  
Skip Jernigan, OG
- 1969 — Paul Dongjoux, LB  
Bobby Knight, DB
- 1970 — Tommy Monsour, LB
- 1971 — Burney Veasey, TE  
Bob Bailless, LB
- 1972 — Bill Malouf, SE
- 1979 — John Fourcade, QB

## OLE MISS ATHLETICS DIRECTORS



Harry Mehre  
1938-45



C.M. "Tad" Smith  
1946-71



Bruiser Kinard  
1971-73



John Vaught  
1973-78



Warner Alford  
1978-94



Robert Khayat  
(Interim) 1994



Pete Boone  
1995-98; 2002-12



Eddie Crawford  
(Interim) 1998



John Shafer  
1998-2002



Ross Bjork  
2012-present



## ALL-TIME REBEL DRAFT SELECTIONS

YEAR	RND	PICK	NAME. POSITION	TEAM	YEAR	RND	PICK	NAME. POSITION	TEAM
1937	7	64	Jim Poole, E	New York Giants	1953	16	183	Jimmy Lear, B	Chicago Cardinals
1938	3	18	Frank (Bruiser) Kinard, T	Brooklyn	1953	16	184	Jim Slay, E	Washington
1939	10	85	Kimble Bradley, B	Brooklyn	1953	18	214	Marv Trauth, T	Philadelphia
1939	1	3	Parker Hall, B	Cleveland	1953	23	270	Jim Mask, E	Chicago Bears
1940	19	172	Bill Schneller, B	Philadelphia	1954	1	10	Ed Beatty, C	Los Angeles Rams
1941	13	118	George Kinard, G	Brooklyn	1954	18	209	Crawford Mims, G	New York Giants
1941	14	121	Les Dodson, B	Philadelphia	1954	23	268	Pete Mangum, B	New York Giants
1942	1	8	Merle Hapes, B	New York Giants	1954	23	273	Harold Lofton, B	Philadelphia
1942	18	168	Junie Hovious, B	New York Giants	1955	8	92	Jimmy Patton, B	New York Giants
1943	12	110	Dan Wood, C	Washington	1955	10	116	Lea Paslay, B	New York Giants
1943	14	130	Oscar Britt, G	Washington	1955	21	252	Jim Walters, T	Detroit
1944	13	125	Ray Poole, E	New York Giants	1956	2	25	Billy Kinard, B	Cleveland
1944	15	147	Ollie Poole, E	New York Giants	1956	13	153	Eddie Crawford, B	New York Giants
1945	6	53	Barney Poole, E	New York Giants	1956	15	176	Buddy Alliston, G	Green Bay
1945	13	127	Charlie Conerly, QB	Washington	1956	17	195	Dick Weiss, T	San Francisco
1946	14	123	Bob McCain, E	Pittsburgh	1956	17	203	Eagle Day, QB	Washington
1946	26	243	Clarence Castle, B	Pittsburgh	1956	18	208	Billy Yelverton, T	San Francisco
1946	32	299	Mike Campbell, E	Washington	1956	23	273	Bob (Slick) McCool, B	New York Giants
1947	8	65	H.A. Smith, E	Chicago Bears	1956	26	308	Dick Goehle, T	Green Bay
1947	2	11	Charlie Conerly, QB	Brooklyn (AAFC)	1957	7	78	Gene Hickerson, T	Cleveland
1948	6	36	Bill Erickson, T	New York Giants	1957	17	205	Jerry Stone, C	New York Giants
1948	29	268	Buddy Bowen, B	Washington	1957	22	256	Paige Cothren, B	Los Angeles Rams
1948	15	93	Bill Erickson, T	Los Angeles Dons	1958	5	50	Ray Brown, B	Baltimore
1948	9	52	Barney Poole, E	N.Y. Yankees (AAFC)	1958	6	70	Billy Lott, B	New York Giants
1949	5	47	Earl Howell, B	Los Angeles Rams	1958	12	140	Leroy Reed, B	Pittsburgh
1949	11	109	Jerry Tiblier, B	Chicago Bears	1958	16	190	John West, T	New York Giants
1949	11	111	Bobby Wilson, B	Philadelphia	1958	20	232	Kent Lovelace, B	Philadelphia
1949	20	196	Ben Mann, G	Pittsburgh	1958	21	246	Jackie Simpson, G	Washington
1949	13	95	Roland Dale, T	Brooklyn (AAFC)	1958	23	268	Billy Templeton, E	Philadelphia
1949	25	165	Phil Poole, G	Chicago Hornets (AAFC)	1958	23	273	Billy Hurst, B	New York Giants
1949	19	142	Jerry Tiblier, B	Los Angeles Dons	1959	5	60	Don Churchwell, G	Baltimore
1949	29	154	Jim Clark, G	Los Angeles Dons	1959	12	142	Charlie Flowers, B	New York Giants
1950	2	24	John (Kayo) Dottley, B	Chicago Bears	1959	13	156	Rudi Smith, T	Baltimore
1950	9	118	Bobby Wilson, B	Philadelphia	1959	19	228	Milt Crain, C	Baltimore
1950	20	258	Jim (Tank) Crawford, G	Chicago Bears	1959	20	233	Billy Brewer, B	Washington
1950	21	267	Bill Stribling, E	New York Giants	1960	2	24	Marvin (Bo) Terrell, G	Baltimore
1951	6	68	Ken Farragut, C	Philadelphia	1960	4	41	Johnny Brewer, E	Cleveland
1952	5	53	Mel Sinquefield, C	Texas	1960	6	69	Bob Khayat, G	Cleveland
1952	10	118	Carl West, B	San Francisco	1960	6	72	George Blair, B	New York Giants
1952	20	239	Rex Boggan, T	New York Giants	1960	9	104	Ken Kirk, C	Chicago Bears
1952	21	250	Arnold (Showboat) Boykin, B	Detroit	1960	11	127	Bobby Franklin, B	Cleveland
1952	23	271	Ken Barfield, T	Washington	1960	15	178	Larry Grantham, E	Baltimore
1952	23	274	Hal Maxwell, E	Detroit	1960	A		Billy Brewer, QB	Boston (AFL)
1953	6	68	Kline Gilbert, T	Chicago Bears	1960	A		Bob Khayat, T	Buffalo, (AFL)
1953	14	162	Charley Montgomery, T	Pittsburgh	1960	A		Ken Kirk, C	Buffalo, (AFL)



Michael Oher was selected 23rd overall by the Baltimore Ravens in the 2009 NFL Draft.

YEAR	RND	PICK	NAME. POSITION	TEAM
1960	A		Marvin (Bo) Terrell, G	Dallas Texans (AFL)
1960	A		Bobby Franklin, QB	L.A. Chargers (AFL)
1960	A		Charlie Flowers, FB	L.A. Chargers (AFL)
1960	B		Don Churchwell, G	Oakland (AFL)
1960	B		Billy Lott, HB	Oakland (AFL)
1961	1	10	Bobby Crespino, E	Cleveland
1961	5	67	Jerry Daniels, E	New York Giants
1961	8	109	Allen Green, C	New York Giants
1961	9	125	Jake Gibbs, QB	Cleveland
1961	11	151	Bob Benton, T	New York Giants
1961	13	171	Doug Elmore, B	Washington
1961	15	209	Charley Taylor, B	Cleveland
1961	6		Jake Gibbs, QB	Houston (AFL)
1961	6	44	Bobby Crespino, HB	Oakland (AFL)
1961	8		Dick Price, G	Oakland (AFL)
1961	10		Jerry Daniels, E	Dallas Texans (AFL)
1961	23		Jim Anderson, FB	Houston (AFL)
1962	3	36	Billy Ray Adams, FB	San Francisco
1962	4	54	Glynn Griffing, QB	New York Giants
1962	5	58	Treva (Bookie) Bolin, G	New York Giants
1962	5	65	Chuck Morris, B	Green Bay
1962	6	76	Jerry Brown, G	San Francisco
1962	8	111	Ralph (Catfish) Smith, E	Philadelphia
1962	9	120	Jim Roberts, T	San Francisco
1962	12		Ralph (Catfish) Smith, E	San Diego (AFL)
1962	14		Treva (Bookie) Bolin,	Dallas Texans (AFL)
1962	14		Glynn Griffing, QB	Houston (AFL)
1962	16		Billy Ray Adams, FB	Houston (AFL)
1962	26		Chuck Morris, HB	New York Titans (AFL)
1962	26		Jim Roberts, T	Denver (AFL)
1962	31		Doug Elmore, HB	San Diego (AFL)
1962	32		Charley Taylor, HB	Boston (AFL)
1963	1	3	Jim Dunaway, T	Minnesota
1963	3	40	Louis Guy, B	Philadelphia
1963	4	48	Whaley Hall, T	Dallas Cowboys
1963	9	124	Ken Dill, LB	Detroit
1963	2		Jim Dunaway, T	Buffalo (AFL)
1963	7		Louis Guy, HB	New York Titans (AFL)
1963	14		Whaley Hall, T	Boston (AFL)
1963	26		Ken Dill, C	San Diego (AFL)
1964	4	45	Perry Lee Dunn, QB	Dallas
1964	9	114	Larry Smith, B	Philadelphia
1964	10	135	Bobby Robinson, G	Cleveland

## FIRST-ROUND DRAFT PICKS

YEAR	PICK	PLAYER	POSITION	TEAM	NFL CAREER
1939	3	Parker Hall	Back	Cleveland Rams	1939-42
1942	8	Merle Hapes	Back	New York Giants	1942, 1946
1954	10	Ed Beatty	Center	Los Angeles Rams	1955-61
1961	10	Bobby Crespino	Tight End	Cleveland Browns	1961-68
1963	3	Jim Dunaway	Defensive Tackle	Minnesota Vikings	1963-72
1966	11	Stan Hindman	Defensive Tackle	San Francisco 49ers	1966-71; 1973-74
1966		Mike Dennis	Halfback	Buffalo Bills (AFL)	1966; 1968-70
1971	2	Archie Manning	Quarterback	New Orleans Saints	1971-84
1985	18	Freddie Joe Nunn	Linebacker	St. Louis Cardinals	1985-96
1990	18	Tony Bennett	Linebacker	Green Bay Packers	1990-97
1991	20	Kelvin Pritchett	Defensive Tackle	Dallas Cowboys	1991-2004
1994	20	Tim Bowens	Defensive Tackle	Miami Dolphins	1994-2004
1998	29	John Avery	Running Back	Miami Dolphins	1998-99; 2002
2001	23	Deuce McAllister	Running Back	New Orleans Saints	2001-09
2004	1	Eli Manning	Quarterback	San Diego Chargers	2004-present
2005	26	Chris Spencer	Center	Seattle Seahawks	2005-present
2007	11	Patrick Willis	Linebacker	San Francisco 49ers	2007-14
2009	23	Michael Oher	Offensive Tackle	Baltimore Ravens	2009-present
2009	24	Peria Jerry	Defensive Tackle	Atlanta Falcons	2009-14

YEAR	RND	PICK	NAME, POSITION	TEAM
1964	15	208	Chuck Hinton, G	New York Giants
1964	19	264	Frank Kinard, HB	New York Giants
1964	20	268	Tommy Lucas, G	Philadelphia
1964	3		Perry Lee Dunn, DB	San Diego (AFL)
1964	18		Bobby Robinson, G-LB	San Diego (AFL)
1964	22		Chuck Hinton, C	San Diego (AFL)
1964	25		Tommy Lucas, G	San Diego (AFL)
1964	26		Frank Kinard, FB	San Diego (AFL)
1965	3	38	Allen Brown, E	Green Bay
1965	5	59	Jim Harvey, T	Green Bay
1965	5	62	Frank Lambert, E	New York Giants
1965	5	69	Bill Irwin, T	Cleveland
1965	9	124	Jimmy Heidel, B	St. Louis
1965	2		Jim Harvey, T	Oakland (AFL)
1965	3		Allen Brown, E	San Diego (AFL)
1965	3		Jimmy Heidel, DB	New York Jets (AFL)
1965	5		Jerry Crumpler, TB	Houston (AFL)
1965	8		John Maddox, E	Denver (AFL)
1965	10		Frank Lambert, K-E	New York Jets (AFL)
1965	12		Jim Weatherly, DB	Boston (AFL)
1966	1	11	Stan Hindman, G	San Francisco
1966	3	33	Mike Dennis, HB	Atlanta
1966	4	53	Bill Clay, DB	Washington
1966	15	230	Lee Garner, LB	Baltimore
1966	C		Perry Lee Dunn, HB	Atlanta
1966	C		Bobby Franklin, S	Atlanta
1966	1		Mike Dennis, HB	Buffalo (AFL)
1966	2		Stan Hindman, G	Houston (AFL)
1966	5		Bill Clay, DB	Denver (AFL)
1966	7		Brent Caston, DB	Boston (AFL)
1966	9		Lee Garner, LB	Houston (AFL)
1967	5	124	Gerald Warfield, HB	Oakland
1967	6	145	Doug Cunningham, HB	San Francisco
1967	8	207	Tommy Luke, DB	Buffalo
1967	15	370	Marvin McQueen, LB	Houston
1967	D		Jimmy Heidel, DB	New Orleans
1968	2	35	Jimmy Keyes, LB-K	Miami
1968	2	49	Mac Haik, E	Houston
1968	4	106	Alan Bush, G	Chicago Bears
1968	3	62	Jim Urbanek, T	Miami
1968	3	75	Bob Vaughn, T	Denver
1968	4	103	Dan Sartin, T	New Orleans



Eli Manning was selected with the first overall pick in the 2004 NFL Draft. He became the first Ole Miss player to ever be taken number one.

YEAR	RND	PICK	NAME, POSITION	TEAM
1968	7	179	Jerry Richardson, LB	San Francisco
1968	9	239	Mac MacClure, LB	Kansas City
1968	12	304	Bobby Hendrix, T	Denver
1970	5	106	Glenn Cannon, DB	New Orleans
1970	7	181	Hap Farber, LB	Minnesota
1970	9	233	George Morrow, DE	Minnesota
1970	16	410	Claude Herard, DT	New York Jets
1970	17	430	Julian Fagan, P	Houston
1971	1	2	Archie Manning, QB	New Orleans
1971	4	88	Wimpy Winther, C	New Orleans
1971	4	103	Adam Mitchell, T	Dallas
1971	5	128	Fred Brister, LB	Pittsburgh
1971	6	151	Dennis Coleman, LB	Miami
1971	6	154	Wyck Neely, DB	Philadelphia
1971	7	164	Worthy McClure, T-G	Pittsburgh
1971	11	266	Vernon Studdard, WR	New York Jets
1971	12	295	Floyd Franks, WR	Denver
1972	6	136	Elmer Allen, LB	Houston
1972	11	267	Paul Dongjeux, LB	New Orleans
1972	13	326	Preston Carpenter, DE	Philadelphia
1973	10	241	Bill Barry, WR	Chicago Bears
1974	4	99	Norris Weese, QB	Los Angeles Rams
1974	7	162	Burney Veazey, TE	New York Jets
1975	16	392	Bill Malouf, QB	Baltimore
1976	3	78	Ben Williams, DT	Buffalo
1976	9	242	James Reed, RB	Cleveland
1976	11	305	Paul Hofer, RB	San Francisco
1978	6	156	Kem Coleman, LB	New England
1978	7	172	George Plasketes, LB	Green Bay
1979	9	241	Curtis Weathers, TE	Cleveland
1979	11	302	Eddie Cole, LB	Detroit
1980	3	65	Jim Miller, P	San Francisco
1981	7	185	Ken Toler, WR	New England
1981	9	247	Chuck Commiskey, C	Philadelphia
1983	10	255	Melvin Brown, DB	Minnesota
1983	11	301	Mike Harmon, WR	New York Jets
1984	2	46	Andre Townsend, DE	Denver
1984	11	286	Buford McGee, RB	San Diego
1985	1	18	Freddie Joe Nunn, LB	St. Louis
1985	3	79	Tim Moffett, WR	L.A. Raiders
1985	5	129	Lee Davis, DB	Cincinnati
1985	7	173	James Harbour, WR	Indianapolis
1985	8	219	Barry Wilburn, DB	Washington
1986	10	250	Benton Reed, DE	Tampa Bay
1986	12	312	Kent Austin, QB	St. Louis
1987	7	191	Bill Smith, P	Green Bay
1987	9	245	Jonathan Shelley, DB	San Francisco
1987	11	294	Mario Perry, TE	L.A. Raiders
1988	4	96	J.R. Ambrose, WR	Kansas City
1988	9	234	Todd Irvin, T	Detroit
1988	9	243	Jeff Herrod, LB	Indianapolis
1989	2	56	Wesley Walls, TE	San Francisco
1989	7	181	Stevon Moore, DB	New York Jets
1989	10	272	Rodney Lowe, LB	New York Giants
1989	12	317	Joe Mickles, RB	Washington
1990	1	18	Tony Bennett, LB	Green Bay
1990	8	194	Willie Green, WR	Cincinnati
1990	9	237	Pat Coleman, WR	Houston
1991	1	20	Kelvin Pritchett, DT	Dallas
1991	4	92	Randy Baldwin, RB	Minnesota
1992	3	79	Tyji Armstrong, TE	Tampa Bay
1992	8	219	Vincent Brownlee, WR	New York Jets
1993	5	133	Everett Lindsay, T	Minnesota
1993	8	199	Chad Brown, DE	Phoenix
1993	8	211	Marquise Thomas, LB	Indianapolis
1994	1	20	Tim Bowens, DT	Miami
1994	4	131	Dewayne Dotson, LB	Dallas
1995	4	117	Jeff Miller, OT	Green Bay
1995	4	129	Alundis Brice, DB	Dallas
1995	5	145	Roell Preston, WR	Atlanta
1995	5	158	Norman Hand, DT	Miami
1996	2	47	Fred Thomas, CB	Seattle
1997	7	228	Kris Mangum, TE	Carolina
1998	1	29	John Avery, RB-KR	Miami
1998	7	219	Nate Wayne, LB	Denver



After Michael Oher was taken by the Baltimore Ravens, the Atlanta Falcons followed suit by taking Rebel Peria Jerry with the 24th overall selection in 2009.

YEAR	RND	PICK	NAME, POSITION	TEAM
2000	2	53	Todd Wade, OT	Miami
2000	3	72	Kendrick Clancy, DT	Pittsburgh
2000	5	131	Tutan Reyes, OT	New Orleans
2001	1	23	Deuce McAllister, RB	New Orleans
2001	2	40	Ken Lucas, DB	Seattle
2001	3	63	Derrick Burgess, DE	Philadelphia
2002	3	93	Terrence Metcalf, OG	Chicago
2003	5	157	Ben Claxton, C	Denver
2004	1	1	Eli Manning, QB	San Diego
2004	4	123	Stacy Andrews, OT	Cincinnati
2004	6	173	Von Hutchins, CB	Indianapolis
2004	6	200	Charlie Anderson, DE	Houston
2005	1	26	Chris Spencer, C	Seattle
2005	2	49	Marcus Johnson, OT	Minnesota
2005	7	221	Rick Razzano, FB	Tampa Bay
2006	6	186	Tre' Stallings, OG	Kansas City
2007	1	11	Patrick Willis, LB	San Francisco
2007	7	221	Trumaine McBride, CB	Chicago
2009	1	23	Michael Oher, OT	Baltimore
2009	1	24	Peria Jerry, DT	Atlanta
2009	3	84	Mike Wallace, WR	Pittsburgh
2009	7	231	Jamarca Sanford, S	Minnesota
2010	2	36	Dexter McCluster, RB-WR	Kansas City
2010	3	73	John Jerry, OG	Miami
2010	5	136	Kendrick Lewis, S	Kansas City
2010	6	175	Greg Hardy, DE	Carolina
2011	6	199	Jerrell Powe, DT	Kansas City
2012	4	112	Bobby Massie, OT	Arizona
2014	3	90	Donte Moncrief, WR	Indianapolis
2015	2	56	Senquez Golson, CB	Pittsburgh

A — Selected in the first of two groups chosen during American Football League's first draft in 1960

B — Allocation Draft by Oakland in 1960 after first seven teams froze 11 players

C — Selected in 1966 Atlanta Falcons expansion draft

## REBELS WITH THE PROS

Allen, Elmer, LB: Montreal (CFL), 1972  
 Aldridge, Walter (Bo), T: Richmond (CONT), 1965  
 Alliston, Vaughn (Buddy), G-LB: Winnipeg (CFL), 1956-58; Denver (AFL), 1960  
 Ambrose, J. R., WR: Green Bay (NFL), 1988  
 Anderson, Charlie, LB: Houston (NFL), 2004-05-06-07; Miami (NFL), 2008-09; Kansas City (NFL), 2010  
 Andrews, Stacy, OT: Cincinnati (NFL), 2004-05-06-07-08; Philadelphia (NFL), 2009; Seattle (NFL), 2010; New York Giants (NFL), 2011  
 Armstead, Jason, WR: Ottawa (CFL), 2004-05; Saskatchewan (CFL), 2006-07; 2009; Hamilton (CFL), 2007; Winnipeg (CFL), 2008; Montreal (CFL), 2008; Edmonton (CFL), 2010-11  
 Armstrong, Tyji, TE: Tampa Bay (NFL), 1992-93-94-95; Dallas (NFL), 1996; Amsterdam (NFL-EU), 1998; St. Louis (NFL), 1998; All-Rookie, 1992  
 Ashley, Tyrone, WR-LB: Memphis (ARFL), 1996  
 Austin, Kent, QB: St. Louis (NFL), 1986; Saskatchewan (CFL), 1987-88-89-90-91-92-93; British Columbia (CFL), 1994; Toronto (CFL), 1995; Winnipeg (CFL), 1996—Grey Cup MVP, 1989; CFL Western All-Star, 1990; CFL All-Canadian All-Star, 1990  
 Avery, John, RB: Miami (NFL), 1998-99; Denver (NFL), 1999; Chicago (XFL), 2001; Edmonton (CFL), 2002; Minnesota (NFL), 2003; Toronto (CFL), 2004-05-06-07—CFL PR All-Star, 2002  
 Baldwin, Randy, RB: Minnesota (NFL), 1991; Cleveland (NFL), 1991-92-93-94; Carolina (NFL), 1995; San Francisco (NFL), 1995; Baltimore (NFL), 1996  
 Barfield, Ken, T: Washington (NFL), 1954  
 Beatty, Ed, C: San Francisco (NFL), 1955-56; Pittsburgh (NFL), 1957-61; Washington (NFL), 1961  
 Bennett, Tony, OLB: Green Bay (NFL), 1990-91-92-93; Indianapolis (NFL), 1994-95-96-97  
 Bernard, Dave, HB: Cleveland (NFL), 1944-45  
 Biddle, Taye, WR: Carolina (NFL), 2006; Tampa Bay (NFL), 2007 (PS); New York Giants (NFL), 2008; Florida Tuskers (UFL), 2009  
 Bilbo, Jonathan, P, T: Chicago Cardinals (NFL), 1938-39  
 Bingham, Dwight, DE: Atlanta (NFL), 1987; Albany (ARFL), 1990; Columbus (ARFL), 1991; Orlando (ARFL), 1991  
 Blair, Earl, HB: Toronto (CFL), 1956  
 Blair, George, DHB: San Diego (AFL), 1961-62-63-64  
 Boggan, Rex Reed, T: New York (NFL), 1955  
 \***Bolden, Brandon, RB:** New England (NFL), 2012-13-14  
 Bolin, Bookie, OG: New York (NFL), 1962-63-64-65-66-67; Minnesota (NFL), 1968-69  
 Bonner, Antonious, DB: Ottawa (CFL), 1995; Toronto (CFL), 1997-98-99-2000-01-02-03-04-05-06  
 Bowns, Tim, DT: Miami (NFL), 1994-95-96-97-98-99-2000-01-02-03-04—AFC Rookie of Year, 1994; All-Rookie, 1994; Pro Bowl, 1998-02  
 Boykin, McKinley, DL: Cologne (NFL-EU), 2007; New Orleans (NFL), 2007; Florida (UFL), 2009-10; Virginia (UFL), 2011; Orlando (UFL), 2012; Virginia (UFL), 2012  
 Bozeman, Michael, DT: Atlanta (NFL), 2006 (PS); Rhein (NFL-EU), 2007; Denver (NFL) 2007 (PS); Georgia (ARFL), 2008  
 Brewer, Billy, DHB: Washington (NFL), 1960  
 Brewer, Johnny, TE-LB: Cleveland (NFL), 1961-62-63-64-65-66-67; New Orleans (NFL), 1968-69-70—Pro Bowl 1966  
 Brice, Alundis, DB: Dallas (NFL), 1995-96; Frankfurt (NFL-EU), 1997; Toronto (CFL), 1999; Saskatchewan (CFL), 2000  
 Brinkley, Lester, DT-OL-DL: Pittsburgh (NFL), 1989 (DS), Dallas (NFL), 1990; Iowa (ARFL), 1995  
 Britt, Oscar, G: Washington (NFL), 1946  
 Brown, Allen, TE: Green Bay (NFL), 1966-67  
 Brown, Chad, DT: Phoenix (NFL), 1993-94-95



**DEXTER McCLUSTER**



**BRANDON BOLDEN**

Brown, Melvin, DB: Minnesota (NFL), 1983 (IR)-84 (IR)  
 Brown, Raymond, QB-DS-P: Baltimore (NFL), 1958-59-60  
 Brownlee, Vincent, WR: British Columbia (CFL), 1993  
 Burgess, Derrick, DE: Philadelphia (NFL), 2001-02-03 (IR)-04, 2010; Oakland (NFL), 2005-06-07-08; New England (NFL) 2009—Pro Bowl, 2005-06  
 Caldwell, Jim, G: Calgary (CFL), 1954  
 Calicchio, Lonny, P: Philadelphia (NFL), 1997  
 Churchwell, Hanson (Bull), DB: Washington (NFL), 1959; Oakland (AFL), 1960  
 Clancy, Kendrick, DL: Pittsburgh (NFL), 2000-01-02-03-04; New York Giants (NFL), 2005; Arizona (NFL), 2006; New Orleans (NFL), 2007-08-09  
 Claxton, Ben, C: Cleveland (NFL), 2003 (PS); Miami (NFL), 2003 (PS); Tampa Bay (NFL), 2003 (PS)-04; Berlin (NFL-EU), 2004-05; Atlanta (NFL), 2005-06; Detroit (NFL), 2008 (PS); Arizona (NFL) 2009-10—All-NFL Europe, 2004-05  
 Clay, Bill, DS: Washington (NFL), 1966  
 Cole, Eddie, LB: Detroit (NFL), 1979-80  
 Coleman, Dennis, LB: New England (NFL), 1971; Calgary (CFL), 1972-73  
 Coleman, Justin, DB: Winnipeg (CFL), 2004-05  
 Coleman, Kem, LB: New England (NFL), 1978 (IR)-79 (IR)  
 Coleman, Pat, WR: Houston (NFL), 1990; New England (NFL), 1990; Houston (NFL), 1991-92-93-94  
 Collier, Tony, DB: British Columbia (CFL), 1994-95-96-97; Winnipeg (CFL), 1998  
 Collins, Chris, WR: Pittsburgh (NFL), 2004 (PS); Hamburg (NFL-EU), 2005  
 Collins, Milton, DB: Calgary (CFL) 2008-09-10-11  
 Cooper, Josh, DL: San Francisco (NFL), 2004; Frankfurt (NFL-EU), 2006; New Orleans (NFL), 2006-07; Florida Tuskers (UFL), 2009  
 Commiskey, Chuck, OG: Philadelphia (NFL), 1981-82; Philadelphia-Baltimore (USFL), 1983-84-85; New Orleans (NFL), 1986-87-88  
 Conerly Charlie, QB: New York (NFL), 1948-61 (14 Seasons)—All-Pro, 1948, 1957; Pro Bowl, 1950, 1956; NFL Rookie of the Year, 1948  
 Cothren, Paige, FB-KS: Los Angeles (NFL), 1957-58; Philadelphia (NFL), 1959  
 Crain, Milton, C: Montreal (CFL), 1959-60-61-62-63-64; Saskatchewan (CFL), 1964; Toronto (CONT), 1966-67  
 Crawford, Eddie, Safety/Flanker: New York (NFL), 1957  
 Crespino, Bobby, TE: Cleveland (NFL), 1961-62-63; New York (NFL), 1964-65-66-67-68  
 Cunningham, Doug, RB: San Francisco (NFL), 1967-68-69-70-71-72-73; Washington (NFL), 1974  
 Dale, Ronald, DE: Washington (NFL), 1950  
 Darnell, John, QB: Tampa Bay (ARFL), 1991  
 Davis, Lee, DB: Cincinnati (NFL), 1985; Seattle (NFL), 1985-86; Indianapolis (NFL), 1987  
 Day, Eagle, QB: Winnipeg (CFL) 1956-57-58; Washington (NFL), 1959-60; Calgary (CFL), 1961-62-63-64-65-66-67; Toronto (CONT), 1967; Charleston (CONT), 1967; Toronto (CFL), 1968—All Pro, 1961-62;—Western Division Most Valuable Player (CFL), 1962  
 Dennis, Mike, TB: Los Angeles (NFL), 1966 (IR); 1968-69-70 (IR)  
 Dixon, Johnny, DB-LB: Shreveport (CFL), 1995; Frankfurt (WLAFL), 1995-96-97; Amsterdam (NFL-EU), 1998  
 Dodson, Leslie, HB: Pittsburgh (NFL), 1941  
 Dotson, Dewayne, FB-LB: Miami (NFL), 1994-95; 1997; Nashville (ARFL), 1999-2000  
 Dottley, John (Kayo), FB: Chicago (NFL), 1951-52-53—Pro Bowl, 1951  
 Dunaway, Jim, DT: Buffalo (AFL), 1963-64-65-66-67-68-69; (NFL), 1970-71; Miami (NFL), 1972—All-Pro, 1966, 1968; Pro Bowl, 1965-66-67-68  
 Dunn, Perry Lee, RB: Dallas (NFL), 1964-65; Atlanta (NFL), 1966-67-68; Baltimore (NFL), 1969  
 Elam, Shane, LB: San Francisco (NFL), 2001; Atlanta (NFL), 2001



**JERRELL POWE**



**BENJARVUS GREEN-ELLIS**

Elmore, Doug, DHB: Washington (NFL), 1962; Calgary (CFL), 1963  
 Erickson, Bill, G: New York (NFL), 1948  
 Espy, Mike, WR: Washington (NFL), 2006-07 (IR)  
 Fagan, Julian, P: New Orleans (NFL), 1970-71-72; New York Jets (NFL), 1973  
 Farber, Hap, LB: Minnesota (NFL), New Orleans (NFL), 1970  
 Farragut, Ken, C: Philadelphia (NFL), 1951-52-53-54; Pro Bowl, 1953  
 Flowers, Charlie, FB: San Diego (AFL), 1960-61; New York (AFL), 1962  
 Ford, Artis, DT-OL-DL: Cincinnati (NFL), 1993; Calgary (CFL), 1994 (PS); Memphis (ARFL), 1996  
 Fourcade, John, QB: British Columbia (CFL), 1982; Memphis (USFL), 1984; New Orleans (NFL), 1987-88-89-90; Denver (ARFL), 1987; Miami (ARFL), 1993; Milwaukee (ARFL), 1994  
 Fourcade, Keith, LB: Hamilton (CFL), 1987; New Orleans (NFL), 1987  
 Franklin, Bobby, DS: Cleveland (NFL), 1960-61-62-63-64-65-66  
 French, Rufus, TE: Seattle (NFL), 1999-2000  
 \*Gerald, Daverin, C: Georgia (ARFL), 2011; Las Vegas (UFL), 2011; New Orleans (ARFL), 2011-12; Pittsburgh (ARFL), 2013-14  
 Gilbert, Kline, OT: Chicago (NFL), 1953-54-55-56-57—Pro Bowl, 1957  
 Grant, Walter, K: Florida (ARFL), 1997; Nashville (ARFL), 1998  
 Grantham, Larry, LB: New York (AFL), 1960-61-62-63-64-65-66-67-68-69; (NFL), 1970-71-72; Florida (WFL), 1974—All-Pro, 1960-61-62-63-64; Pro Bowl, 1962-63-64, 1966, 1969  
 Green, Allen, KS: Dallas (NFL), 1961; Alabama (CONT), 1968-69  
 \*Green, Marshay, DB: Arizona, (NFL), 2010-11; Indianapolis, (NFL), 2012; Saskatchewan (CFL), 2014  
 Green, Willie, WR: Detroit (NFL), 1990 (IR)-91-92-93; Tampa Bay (NFL), 1994; Carolina (NFL), 1995-96; Denver (NFL), 1997-98  
 Green-Ellis, BenJarvus, RB: New England (NFL), 2008-09-10-11; Cincinnati (NFL), 2012-13  
 Greenwich, Duke, HB-DB: Chicago (NFL), 1944  
 Grice, Shane, OL-DL: Chicago (NFL), 2001; Tampa (NFL), 2001; Georgia (ARFL), 2004-08  
 Griffin, Malakia, DB: Edmonton (CFL), 1998  
 Griffin, Wade, OG: Baltimore (NFL), 1977-78-79-80-81-82-83  
 Griffing, Glynn, QB: New York (NFL), 1963; Orlando (CONT), 1966  
 Guy, Louis, DHB: New York (NFL), 1963; Oakland (AFL), 1964  
 Haik, Michel (Mac), SE: Houston (AFL), 1968-69; (NFL), 1970-71  
 Hall, Bruce, RB: Buffalo (NFL), 2008; 2009 (PS), Denver (NFL), 2010 (PS)-11 (IR)  
 Hall, Parker, HB: Cleveland (NFL), 1939-40-41-42; San Francisco (AAC), 1946—Player of the Year, Rookie of the Year, All-Pro, 1939; Pro Bowl, 1939  
 Hall, Whaley, T: Philadelphia (CONT), 1965-66  
 Hand, Norman, DL: Miami (NFL), 1995-96; San Diego (NFL), 1997-98-99; New Orleans (NFL), 2000-01-02; Seattle (NFL), 2003; New York Giants (NFL), 2004  
 Hapes, Merle, FB: New York (NFL), 1942, 1946; Hamilton (CFL), 1953-54  
 Harbour, James, WR: Indianapolis Colts (NFL), 1985 (IR)  
 \*Hardy, Greg, DE: Carolina (NFL), 2010-11-12-14; —All-Pro, 2013; Pro Bowl, 2013  
 Harmon, Michael, FLK: New York Jets (NFL), 1983; Cleveland (NFL), 1983  
 Harris, Bobby, OL: Frankfurt (NFL-EU), 2007; Orlando (ARFL), 2008  
 Harris, Darryl, OG: Kansas City (NFL), 2009-10 (PS)-11 (PS)  
 Harris, Tony, WR-DB: Tampa Bay (ARFL), 1995  
 Harvey, Jim, OG: Oakland (AFL), 1966-67-68-69-70-71; Houston (NFL), 1972  
 Heard, Ronnie, DB: San Francisco (NFL), 2000-01-02-03-04; Atlanta (NFL), 2005  
 Heidel, Jimmy, DS: St. Louis (NFL), 1966; New Orleans (NFL), 1967  
 Hendrix, Robert (Bob), T: Seattle (CONT), 1968  
 Herrod, Jeff, LB: Indianapolis (NFL), 1988-89-90-91-92-93-94-95-96; Philadelphia (NFL), 1997; Indianapolis (NFL), 1998  
 Hickerson, Gene, OG: Cleveland (NFL), 1958-59-60, 1962-63-64-65-66-67-68-69-70-71-72-73—



JAMARCA SANFORD



ELI MANNING

All-Pro, 1966-67-68-69-70; Pro Bowl, 1965-66-67-68-69-70; Outstanding Blocker Award (NFL), 1968  
 Hindman, Stan, DE: San Francisco (NFL), 1966-67-68-69-70-71; 1974  
 Hinton, Charles, C: New York (NFL), 1967-68-69  
 \*Hodge, Shay, WR: Cincinnati (NFL), 2010 (PS); Kansas City (ARFL), 2012; New Orleans (ARFL), 2013, Hamilton (CFL), 2013  
 Hofer, Paul, RB: San Francisco (NFL), 1976-77-78-79-80-81  
 Hovious, Junie, HB: New York (NFL), 1945  
 Howell, Earl (Dixie), RB: Los Angeles Dons (AAC), 1949  
 Huddleston, Fuzzy, LB: New Orleans (NFL), 1987  
 Hutchins, Von, DB: Indianapolis (NFL), 2004-05; Houston (NFL), 2006-07; Atlanta (NFL), 2008 (IR)  
 Innocent, Dou, RB, Seattle (NFL), 1996-97 (IR)  
 Jackson, Kenny, OL-DL: Columbus (ARFL), 2004  
 \*Jenkins, Brandon, OL/DL: Tennessee Valley (UIFL), 2009; Amarillo (LSFL), 2010; Kansas City (ARFL), 2011; Nebraska (IFL), 2012; Wichita (IFL), 2013-14  
 \*Jerry, John, OG: Miami (NFL), 2010-11-12-13; New York Giants (NFL), 2014  
 Jerry, Peria, DL: Atlanta (NFL), 2009 (IR)-10-11-12-13  
 Johnson, Joe, E: New York (NFL), 1948  
 Johnson, Belton, OT: Cincinnati (NFL), 2003 (PS) -04 (IR); Winnipeg (CFL), 2006; Saskatchewan (CFL), 2006 (PS) -07-08-09; Hamilton (CFL), 2010-11  
 Johnson, Kerry, WR: Atlanta (NFL), 2005 (IR); Winnipeg (CFL), 2007-08  
 Johnson, Marcus, OG: Minnesota (NFL), 2005-06-07-08; Tampa Bay (NFL), 2009  
 \*Johnson, Rishaw, OL: Seattle (NFL), 2012 (PS); Kansas City (NFL), 2013, Tampa Bay (NFL), 2014, New York Giants (NFL), 2014 (PS); Green Bay (NFL), 2014 (PS), Washington Redskins (NFL)  
 Johnson, Rory, LB: New York Giants (NFL), 2007 (PS)  
 Jones, Derek, DB-DS: Nashville (ARFL), 1997; Edmonton (CFL), 1998  
 Kempinska, Charles, G: San Diego (AFL), 1960  
 Keyes, Jimmy, LB-KS: Miami (AFL), 1968-69  
 Khatat, Robert, G-KS: Washington (NFL), 1960, 1962-63; Pro Bowl, 1960  
 Kinard, Billy, DHB: Cleveland (NFL), 1956; Green Bay (NFL), 1957-58; Buffalo (AFL), 1960



KENDRICK LEWIS



DONTE MONCRIEF



MICHAEL OHER



MICHEAL SPURLOCK



# HISTORY & RECORDS

Kinard, Frank (Bruiser), T: Brooklyn (NFL), 1938-39-40-41-42-43-44; New York (AAC), 1946-47—All-Pro, 1940-43-44-46; Pro Bowl, 1938-39-40-41-42

Kinard, George, C: Brooklyn (NFL), 1941-42; New York (AAC), 1947

Kirk, Ken, LB: Chicago (NFL), 1960-61; Pittsburgh (NFL), 1962; Los Angeles (NFL), 1963

Knott, David, DB: Winnipeg (CFL), 2002

Kozel, Chet, T: Buffalo (AAC), 1947-48; Chicago Rockets (AAC), 1948

Lambert, Frank, P: Pittsburgh (NFL), 1965-66

Lane, Skip, DB: Washington (NFL), 1987

**\*Laurent, Ted, DL:** Edmonton (CFL), 2011-13; Hamilton (CFL), 2014

Lee, Brian, K: Memphis (ARFL), 1995

**\*Lewis, Kendrick, S:** Kansas City (NFL), 2010-11-12-13; Houston (NFL), 2014

Lindsay, Everett, OT: Minnesota (NFL), 1993-94 (IR)-95-96-97-98, 2001-02-03; Barcelona (WLAF), 1997; Baltimore (NFL), 1999; Cleveland (NFL), 2000

Lindsey, Steve, K: Jacksonville (NFL), 1999-2000; Denver (NFL), 2000

Lott, Billy, HB: New York (NFL), 1958; Oakland (AFL), 1960; Boston (AFL), 1961-62-63

Lowery, Michael, LB: Chicago (NFL), 1996-97; Rhein (NFL-EU), 1999

Lucas, Ken, CB: Seattle (NFL), 2001-02-03-04; 2009; Carolina (NFL), 2005-06-07-08

Luke, Tommy, DB: Denver (AFL), 1968

Maddox, John, E: Richmond (CONT), 1966

Mangum, Kris, TE: Carolina (NFL), 1997-98-99-2000-01-02-03-04-05-06

Mangum, Pete, LB-FB: New York (NFL), 1954; Winnipeg (CFL), 1957-58; Denver (AFL), 1960

Manning, Archie, QB: New Orleans (NFL), 1971-72-73-74-75-76-77-78-79-80-81; Houston (NFL), 1982-83; Minnesota (NFL), 1983-84—Pro Bowl, 1978-79

**\*Manning, Eli, QB:** New York Giants (NFL), 2004-05-06-07-08-09-10-11-12-13-14—Super Bowl XLII&XLVI MVP—Pro Bowl, 2008-11-12

**\*Masoli, Jeremiah, QB:** Omaha (UFL), 2011; Edmonton (CFL), 2012; Hamilton (CFL), 2013-14

**\*Massie, Bobby, OL:** Arizona (NFL), 2012-13-14

McAllister, Deuce, RB: New Orleans (NFL), 2001-02-03-04-05-06-07-08-09—All-Pro, 2002-03; Pro Bowl, 2002-03

**\*McBride, Trumaine, CB:** Chicago (NFL), 2007-08-09, Arizona (NFL), 2010; Jacksonville (NFL), 2011-12. New York Giants (NFL), 2013-14

McCain, Robert, E: Brooklyn Dodgers (AAC), 1946

McClendon, Ronald, RB: Edmonton (CFL), 2004 (PS) -05; 2007-08

McClure, Wayne (Mac), LB: Cincinnati (AFL), 1968 (NFL) 1970; Kansas City (NFL), 1971

**\*McCluster, Dexter, WR:** Kansas City (NFL), 2010-11-12-13; Tennessee (NFL) 2014—All-Pro, 2013; Pro Bowl, 2013

McGee, Buford, TB: San Diego (NFL), 1984-85-86; Los Angeles Rams (NFL), 1987-88-89-90-91; Green Bay (NFL), 1992

McLeish, Thomas, FB-LB: Memphis (ARFL), 1995

Metcalf, Terrence, OG: Chicago (NFL), 2002-03-04-05-06-07-08

Mickles, Joe, FB: Washington (NFL), 1989; San Diego (NFL), 1990

Miller, Jeff, OL-DL: Green Bay (NFL), 1995 (IR), 1996 (IR); Rhein (NFL-EU), 1999; Tampa Bay (ARFL), 2001; Houston (ARFL), 2001

Miller, Jim, P: San Francisco (NFL), 1980-81-82; Dallas (NFL) 1983-84; Memphis (USFL), 1985; New York Giants (NFL), 1987

Miller, Romaro, QB: Minnesota (NFL), 2001; Rhein (NFL-EU), 2002; Ottawa (CFL), 2003; Toronto (CFL), 2004

Mitchell, Chris, DB: Philadelphia (NFL), 1991 (IR)-92 (IR)

Mitchell, Jayme, DE: Minnesota (NFL), 2006-07-08 (IR), 09-10; Cleveland (NFL) 2010-11

Mitchell, Russell, C: Birmingham (USFL), 1984; New Jersey (USFL), 1985; New York Giants (NFL), 1987

## REBELS IN THE PRO BOWL

Tim Bowens, DT, Miami..... 1998, 02	Archie Manning, QB, New Orleans..... 1978, 79
Johnny Brewer, TE, Cleveland.....1966	Eli Manning, QB, NYG.....2008, 11, 12
Derrick Burgess, DE, Oakland..... 2005, 06	Deuce McAllister, RB, New Orleans.....2002, 03
Charlie Conerly, QB, NYG..... 1950, 56	Dexter McCluster, KR, Kansas City.....2013
Kayo Dottley, FB, Chicago..... 1951	Jimmy Patton, S, NYG.....1958, 59, 60, 61, 62
Jim Dunaway, DT, Buffalo..... 1965, 66, 67, 68	Buster Poole, E, NYG..... 1938, 39, 40
Ken Farragut, C, Philadelphia.....1953	Ray Poole, E, NYG.....1950
Kline Gilbert, OT, Chicago.....1957	Roell Preston, KR, Green Bay.....1998
Larry Grantham, LB, NYJ.....1962, 63, 64, 66, 69	Marvin Terrell, OG, Dallas.....1962
Parker Hall, HB, Cleveland.....1939	Mike Wallace, WR, Pittsburgh.....2011
Greg Hardy, DE, Carolina.....2013	Wesley Walls, TE, Carolina.....1996, 97, 98, 99, 01
Gene Hickerson, G, Cleveland.....1965, 66, 67, 68, 69, 70	Ben Williams, DE, Buffalo.....1982
Robert Khayat, K, Washington.....1960	Patrick Willis, LB, SF...2007, 08, 09, 10, 11, 12, 13
Bruiser Kinard, T, Brooklyn.....1938, 39, 40, 41, 42	

Moffett, Tim, WR: Los Angeles Raiders (NFL), 1985-86; San Diego (NFL), 1987

**\*Moncrief, Donte, WR:** Indianapolis (NFL), 2014

Montgomery, Tyrone, RB: Los Angeles Raiders (NFL), 1993-94; St. Louis (NFL), 1996; Winnipeg (CFL), 1997-98

Moore, Stevon, DB: New York Jets (NFL), 1989 (IR); Miami (NFL), 1990-91; Cleveland (NFL), 1992-93-94-95; Baltimore (NFL), 1996-97-98-99

Morris, Charles A., TB: Arkansas (CONT), 1968-69

Murphy, Harvey (Ham), E: Cleveland Rams (NFL), 1940

Myers, Ricky, WR: New Orleans (NFL), 1987

Nunn, Freddie Joe, LB: St. Louis (NFL), 1985-86-87-88; Phoenix (NFL), 1989-90-91-92-93; Indianapolis (NFL), 1994-95-96; UPI All-Rookie Team, 1985

**\*Oher, Michael, OL:** Baltimore (NFL), 2009-10-11-12-13; Tennessee (NFL), 2014—All-Rookie, 2009

Owens, Darrick, WR: San Francisco (NFL), 1993 (DS)-94

**\*Palmer, Ashlee, LB:** Buffalo (NFL), 2009; Detroit (NFL), 2010-11-12-13-14

**\*Parnell, Jermy, OL:** New Orleans (NFL), 2009 (PS)-2010 (PS); Miami (NFL), 2010; Dallas (NFL), 2010-11-12-13-14

Patridge, Stewart, QB: New England (ARFL), 2000; Florida (ARFL), 2001; Chicago (ARFL), 2000; Carolina (ARFL), 2001

Patton, Jimmy, DS: New York (NFL), 1955-66—All-Pro, 1958-59-60-61-62-63; Pro Bowl, 1958-59-60-61-62

Pearson, Vashon, RB: Indianapolis (NFL), 2005 (PS)

Perry, Leon, RB: New York Giants (NFL), 1980-81-82-83; Birmingham (USFL), 1984-85

Perry, Mario, TE: Los Angeles Raiders (NFL), 1987

Phenix, Pat, OT: Birmingham (USFL), 1983-84-85

Philpot, Cory, RB: British Columbia (CFL), 1993-94-95-96-97; Winnipeg (CFL), 1999-2000

Poole, Barney, E: New York (AAC), 1948; Dallas Texans (NFL), 1952; Baltimore (NFL), 1953; New York (NFL), 1954-55

Poole, Jim (Buster), E: New York (NFL), 1937-38-39-40-41, 1946—All-Pro, 1938-39-40-46, 1946; Pro Bowl, 1938-39-40

Poole, Oliver, E: Baltimore (AAC), 1948; New York Yankees (AAC), 1949; Detroit (NFL), 1949

Poole, Ray, DE: New York (NFL), 1947-48-49-50-51-52; Montreal (CFL), 1953-54—All-Pro 1950, 1953-54; Pro Bowl, 1950

**\*Powe, Jerrell, NT:** Kansas City (NFL), 2011-12-13; Houston (NFL), 2014

Preston, Roell, WR-KR: Atlanta (NFL), 1995-96; Green Bay (NFL), 1997-98; Tennessee (NFL), 1999; San Francisco (NFL), 1999—All-Pro, 1998; Pro Bowl, 1998; Chicago (XFL), 2001; Saskatchewan (CFL), 2001

Pritchett, Kelvin, DT: Detroit (NFL), 1991-92-93-94, 1999-2000-01-02-03-04; Jacksonville (NFL), 1995-96-97-98

Razzano, Rick, FB: Tampa Bay (NFL), 2005

Reed, Benton, DL: New England (NFL), 1987

Reed, Leroy, SE: Pittsburgh (NFL), 1958

Reed, Robert, WR: San Diego (NFL), 1999-2000; Toronto (CFL), 2001

Reyes, Tutan, OL: New Orleans (NFL), 2000-01-02 (PS); Tampa Bay (NFL), 2002; Carolina (NFL), 2002-03-04-05; Buffalo (NFL), 2006; Jacksonville (NFL), 2007-08; New York Giants (NFL), 2009; Houston (NFL), 2009

Reynolds, Billy, HB: Brooklyn (NFL), 1944; Chicago Cardinals (NFL), 1945

Rice, Al, LB: Amsterdam (NFL-EU), 2001

**\*Rivers, Gerald, DE:** St. Louis (NFL), 2013; Jacksonville (NFL), 2013; Miami (NFL) (PS), 2014, Denver (NFL) (PS), 2014

Roberson, Lake Jr., E: Detroit (NFL), 1945


Rone, Andre, WR: Berlin (NFL-EU), 1999; Detroit (NFL), 1999-2000 (PS); Buffalo (NFL), 2002

**\*Sanford, Jamarca, S:** Minnesota (NFL), 2009-10-11-12-13-14 (IR); Washington (NFL), 2014; New Orleans (NFL), 2014

Sartin, Dan, DT: Arkansas (CONT), 1968; San Diego (AFL), 1969

Schneider, Bill, B: Philadelphia (NFL), 1940

Scott, Antoine, OL-DL: Arizona (ARFL), 2004-05



PATRICK WILLIS



BRADLEY SOWELL

Shelley, Jonathan, CB: San Francisco (NFL), 1987  
 Simpson, Jackie, G-LG: Montreal (CFL), 1958-59-60-61; Denver (AFL), 1961; Oakland (AFL), 1962-63-64; Toronto (CFL), 1965; Winnipeg (CFL), 1965  
 Small, Eddie, WR: Ottawa (CFL), 1995  
 Smith, H.A., E: Chicago (NFL), 1947-48  
 Smith, Ralph, E: Philadelphia (NFL), 1962-63-64; Cleveland (NFL), 1965-66-67-68; Atlanta (NFL), 1969  
 \*Sowell, Bradley, OT: Tampa Bay (NFL), 2012 (PS); Indianapolis (NFL), 2012; Arizona (NFL), 2013-14  
 Spearman, Armegis, LB: Cincinnati (NFL), 2000-01-02; Houston (NFL), 2003—All-Rookie, 2000  
 \*Spencer, Chris, G: Seattle (NFL), 2005-06-07-08-09-10; Chicago (NFL), 2011-12; Tennessee (NFL), 2013-14  
 \*Spurlock, Micheal, WR: Arizona (NFL), 2006; Tampa Bay (NFL), 2007-08 (PS)-09-10-11; San Francisco (NFL), 2009; San Diego (NFL), 2012; Jacksonville (NFL), 2012; Dallas (NFL), 2013 Detroit (NFL), 2013, Chicago (NFL), 2014  
 Stackhouse, Charles, FB: New York Giants (NFL), 2002; Minnesota (NFL), 2003; Philadelphia (ARFL), 2005 (IR)  
 Stallings, Tre', OG: Kansas City (NFL), 2006-07; Amsterdam (NFL-EU), 2007; Baltimore (NFL), 2008 (PS)  
 Stephens, Emmanuel, DE: Atlanta (NFL), 2010 (PS); Cleveland (NFL), 2011-12  
 Street, Don, FB: Sacramento (CONT), 1968  
 Stribling, Bill, E: New York (NFL), 1951-52-53; Philadelphia (NFL), 1955-56-57; Toronto (CFL), 1960  
 Strickland, Tim, DB: Amsterdam (NFL-EU), 2001; Montreal (CFL), 2002-03-04-05-06-07; Toronto (CFL), 2008—Eastern Division All-Star, 2003  
 Studdard, Vernon, WR-KORS: New York Jets (NFL), 1971  
 Taylor, Syniker, DB: Ottawa (CFL), 2004-05  
 Terrell, Marvin, OG: Dallas (AFL), 1960-61-62; Kansas City (AFL), 1963; Toronto (CFL), 1964—Pro Bowl, 1962  
 Terrell, Ray, HB: Cleveland (AAC), 1946-47; Baltimore (NFL), 1947  
 Thomas, Andre, FB: Birmingham (USFL), 1984-85; Minnesota (NFL), 1987  
 Thomas, Fred, DB: Seattle (NFL), 1996-97-98-99; New Orleans (NFL), 2000-01-02-03-04-05-06-07  
 Thomas, Marquise, DE: Indianapolis (NFL), 1993  
 Tillman, Marcus, DL: Arizona (ARFL), 2011  
 Toler, Ken, WR: New England (NFL), 1981-82; Birmingham (USFL), 1984-85  
 Townsend, Andre, DT: Denver (NFL), 1984-85-86-87-88-89-90  
 \*Trahan, Patrick, LB: Tennessee (NFL), 2010 (PS); Chicago (NFL), 2010 (PS)-11-13; Edmonton (CFL), 2014  
 Turnbow, Guy, T: Philadelphia (NFL), 1933-34  
 Urbaneck, Jim, DT: Miami (AFL), 1968  
 Vaughan, Robert, OG: Denver (AFL), 1968  
 \*Vaughn, Cassius, CB: Denver (NFL), 2010-11; Indianapolis (NFL), 2012-13; Detroit (NFL) 2014  
 Vaughn, Gerald, DB: Calgary (CFL), 1993-94-95; Winnipeg (CFL), 1996; Hamilton (CFL), 1997-98-99-2000-01; Ottawa (CFL) 2002-03-04-05—CFL All-Star, 1998-99  
 Vincent, Keydrick, OG: Pittsburgh (NFL), 2001-02-03-04; Baltimore (NFL), 2005-06; Arizona (NFL), 2007; Carolina (NFL), 2008-09; Tampa Bay (NFL), 2010  
 Wade, Todd, OL: Miami (NFL), 2000-01-02-03; Houston (NFL), 2004-05; Washington (NFL), 2006-07; Jacksonville (NFL), 2008—All-Rookie, 2000  
 Walker, Greg, OG: Calgary (CFL), 1987  
 \*Wallace, Mike, WR: Pittsburgh (NFL), 2009-10-11-12; Miami (NFL), 2013-14—Pro Bowl, 2011  
 Walls, Wesley, TE: San Francisco (NFL), 1989-90-91-92-93; New Orleans (NFL), 1994-95; Carolina (NFL), 1996-97-98-99-2000-01-02; Green Bay (NFL), 2003—All-Pro, 1996-97-99; Pro Bowl, 1996-97-98-99, 2001

## REBELS IN THE SUPER BOWL

I .....	Allen Brown, TE, Green Bay	XXXVIII.....	Kris Mangum, TE, Carolina
II .....	Allen Brown, TE, Green Bay		Tutan Reyes, OG, Carolina
III .....	Larry Grantham, LB, N.Y. Jets	XXXIX.....	Derrick Burgess, DL, Philadelphia
VII .....	Jim Dunaway, DT, Miami		Nate Wayne, LB, Philadelphia
XII .....	Norris Weese, QB, Denver	XL.....	Chris Spencer, C, Seattle
XVI .....	Paul Hofer, RB, San Francisco	XLI.....	Terrence Metcalf, OL, Chicago
	Jim Miller, P, San Francisco	XLII .....	Eli Manning, QB, New York Giants
XXII .....	Barry Wilburn, DB, Washington	XLV.....	Mike Wallace, WR, Pittsburgh
	Andre Townsend, DT, Denver	XLVI .....	Eli Manning, QB, New York Giants
XXIV .....	Wesley Walls, TE, San Francisco		BenJarvus Green-Ellis, RB, New England
	Andre Townsend, DT, Denver	XLVII .....	Michael Oher, OL, Baltimore
XXX .....	Alundis Brice, DB, Dallas		Patrick Willis, LB, San Francisco
XXXII .....	Willie Green, WR, Denver	XLIX..	Brandon Bolden, RB, New England
XXXIII .....	Willie Green, WR, Denver		
	Nate Wayne, LB, Denver		

Super Bowl winners in BOLD

Ware, Cassius, FB-LB: Memphis (ARFL), 1995  
 Wayne, Nate, LB: Denver (NFL), 1998-99; Barcelona (NFL-EU), 1999; Green Bay (NFL), 2000-01-02; Philadelphia (NFL), 2003-04; Detroit (NFL), 2005  
 Weathers, Curtis, TE: Cleveland (NFL), 1979-80-81-82-83-84-85  
 Weese, Norris, QB: Hawaii (WFL), 1974; Denver (NFL), 1976-77-78-79  
 Wilburn, Barry, DB: Washington (NFL), 1985-86-87-88-89; Cleveland (NFL), 1992; Saskatchewan (CFL), 1993; British Columbia (CFL), 1994; Philadelphia (NFL), 1995-96; Winnipeg (CFL), 1998-99—All-Pro, 1987  
 Williams, Ben, DE: Buffalo (NFL), 1976-77-78-79-80-81-82-83-84-85—Pro Bowl, 1982  
 Willis, Patrick, LB: San Francisco (NFL), 2007-08-09-10-11-12-13-14—All-Pro, 2007-09-10-11-12; Pro Bowl, 2007-08-09-10-11-12-13; Defensive Rookie of the Year, 2007  
 Winther, Wimpy, C: Green Bay (NFL), 1971; New Orleans (NFL), 1972-73; Detroit (WFL), 1974; Birmingham (WFL), 1974-75  
 Wonsley, Nathan, TB: Tampa Bay (NFL), 1986-86 (IR)  
 Woodruff, Lee (Cowboy), HB: Providence Steamrollers (NFL), 1931; Boston Braves (NFL), 1932; Philadelphia (NFL), 1933  
 Woodruff, James (Cowboy), HB: Edmonton (CFL), 1960  
 Yelverton, Billy, T: Calgary (CFL), 1960; Denver (AFL), 1960  
 Zeigler, Doug, TE: Tampa Bay (NFL), 2004 (PS); Cleveland (NFL), 2004 (PS); San Francisco (NFL), 2004 (PS)

\*Active Player; (IR) — Injured Reserve; (DS) — Developmental Squad; (PS) — Practice Squad  
 Guide to Abbreviations: AAC—All American Conference (1946-49); AFL—American Football League; ARFL—Arena Football League; CONT — Continental Football League; CFL—Canadian Football League; IFL—Indoor Football League; LSFL—Lone Star Football League; NFL—National Football League; NFL-EU—National Football League, Europe League; UIFL—United Indoor Football League; USFL—United States Football League; WFL—World Football League; WLAFL—World League of American Football



JOHN JERRY



TRUMAINE McBRIDE



CASSIUS VAUGHN



MIKE WALLACE



## INDIVIDUAL RECORDS

### SINGLE GAME

#### SCORING

**Most Points:** \*†42, Showboat Boykin vs. Mississippi State, 1951  
**Most Touchdowns:** \*†7, Showboat Boykin vs. Mississippi State, 1951  
**Most TD Rushing:** \*†7, Showboat Boykin vs. Mississippi State, 1951  
**Most TD Passing:** 6, Eli Manning vs. Arkansas, 2001  
**Most TD Passes Caught:** 3, Johnny Brewer vs. Tulane, 1960; Louis Guy vs. Houston, 1962; Pat Coleman vs. Arkansas State, 1989; Chris Collins vs. Murray State, 2001; Jason Armstead vs. Arkansas, 2001; Chris Collins vs. Auburn, 2002; Donte Moncrief vs. Mississippi State, 2012  
**Most TD By Rush and Pass:** 7, Showboat Boykin vs. Mississippi State, 1951  
**Most Extra Points by Kicking:** 8, Tim Montz vs. Southern Illinois, 1994; 8, Jonathan Nichols, Louisiana-Monroe, 2003; 8, Joshua Shene vs. Louisiana-Monroe, 2008  
**Most Field Goals:** 6, Jonathan Nichols vs. Texas Tech, 2003

#### TOTAL OFFENSE

**Most Plays:** 69, Archie Manning vs. Southern Miss, 1970  
**Most Yards:** 540, Archie Manning vs. Alabama, 1969  
**Best Average Gain:** †21.4, Eagle Day (10) vs. Villanova, 1954

#### RUSHING

**Most Attempts:** 40, John Dottley vs. Mississippi State, 1949; 40, Deuce McAllister vs. Mississippi State, 1998  
**Most Yards:** 282, Dexter McCluster vs. Tennessee, 2009  
**Best Average Gain:** 20.0, Bobby Yandell (6) vs. Arkansas, 1941

#### PASSING

**Most Passes:** 57, Eli Manning vs. Texas Tech, 2002  
**Most Completions:** 42, Eli Manning vs. Arkansas, 2002  
**Consecutive Completions:** 18, Eli Manning vs. Murray State, 2001  
**Most Yards:** 436, Archie Manning vs. Alabama, 1969  
**Best Percentage:**  
 (Minimum 50 Attempts): 75.0, Eli Manning (42 of 56) vs. Arkansas, 2002  
 (Minimum 40 Attempts): 76.7, Stewart Patridge (33 of 43) vs. Georgia, 1997  
 (Minimum 30 Attempts): 80.6, Eli Manning (25 of 31) vs. Middle Tennessee, 2001  
 (16-29 Attempts): 94.7, Kent Austin (18 of 19) vs. Tulane, 1982  
 (11-15 Attempts): 86.7, Jake Gibbs (13 of 15) vs. Mississippi State, 1960  
 (7-10 Attempts): 100.0, Barry Brunetti (7 of 7) vs. Idaho, 2013; 100.0, Jim Weatherly (7 of 7) vs. LSU, 1963; 100.0

#### RECEIVING

**Most Caught:** 13, Barney Poole vs. Chattanooga, 1947; 13, Floyd Franks vs. Alabama, 1969  
**Most Yards:** 210, Eddie Small (6) vs. Vanderbilt, 1993

#### PUNTING

**Most Punts:** 12, Bobby Wilson (489) vs. Vanderbilt, 1948; 12, Jim Miller (472) vs. Missouri, 1978; 12, Julian Fagan (449) vs. Chattanooga, 1968  
**Most Yards:** 503, Cody Ridgeway vs. Florida, 2002  
**Best Average:** †84.5, Bill Smith (2) vs. Southern Miss, 1984  
**Longest Punt:** †92, Bill Smith vs. Southern Miss, 1984

#### PUNT RETURNS

**Most Returns:** 9, Marshay Green vs. Mississippi State, 2008  
**Most Yards:** 157, Jason Armstead vs. Memphis, 2002  
**Best Average:** 84.0, Nick Brassell (1) vs. Georgia, 2011

#### KICKOFF RETURNS

**Most Returns:** 7, Jesse Grandy vs. Auburn, 2010; 7, Jeff Scott vs. LSU, 2010; 7, Jesse Grandy vs. Mississippi State, 2009  
**Most Yards:** 202, Mike Wallace vs. Vanderbilt, 2008  
**Best Average:** 60.0, John Avery (2) vs. Arkansas State, 1996  
**Best Average (Minimum 3):** †52.7, Deuce McAllister (3) vs. Arkansas, 1999

#### ALL-PURPOSE YARDS

Yards: 324, Dexter McCluster vs. Tennessee (282 rushing, 42 receiving)

### SEASON

#### SCORING

**Most Points Scored:** 124, Jonathan Nichols, 2003  
**Most Points by Kicking:** 124, Jonathan Nichols, 2003  
**Most Touchdowns:** 17, Brandon Bolden, 2010; 17, Deuce McAllister, 2000  
**Most TD Rushing:** 14, Brandon Bolden, 2010; 14, John Dottley, 1949; 14, Archie Manning, 1969; 14, Deuce McAllister, 2000  
**Most TD Passing:** 31, Eli Manning, 2001  
**Most TD Passes Caught:** 10, Donte Moncrief, 2012; 10, Chris Collins, 2002  
**Most TD by Punt Returns:** 2, Ray Hapes, 1937; 2, Leonard Stagg, 1942; 2 Jerry Tibbler, 1948; 2, Vernon Studdard, 1970  
**Most TD by Kickoff Returns:** 2, Ray Hapes, 1935; 2, John Avery, 1996; 2, Jesse Grandy, 2009  
**Most Extra Points:** 52, Joshua Shene, 2008  
**Best Extra Point Pct.:** 1.000, Joshua Shene, 2008 (52-52); 1.000, Bryson Rose, 2012 (49-49); 1.000, Jonathan Nichols, 2003 (49-49); 1.000, 1.000, Jonathan Nichols, 2002 (40-40); 1.000, Les Binkley, 1999 (36-36); 1.000, Tim Montz, 1994 (30-30); 1.000, Greg Houge, 1989 (29-29); 1.000, Bryan Owen, 1986 (28-28); 1.000, Tim Montz, 1996 (26-26); 1.000, Steve Lavinghouze, 1973 (25-25); 1.000, Brian Lee, 1992 (25-25); 1.000, Perry King, 1968 (22-22); Gary Wunderlich, 2014 (20-20); Joshua Shene, 2006 (20-20); 1.000, Jimmy Keyes, 1966 (20-20); 1.000, Jonathan Nichols, 2004 (19-19); Steve Lavinghouze, 1975 (18-18); 1.000, Steve Lavinghouze, 1974 (16-16)  
**Most Field Goals:** 25, Jonathan Nichols (25-29), 2003

#### TOTAL OFFENSE

**Most Plays:** 568, Bo Wallace, 2013  
**Most Plays Per Game:** 43.7, Bo Wallace, 2013  
**Most Yards:** 3,701, Bo Wallace, 2013  
**Most Yards Per Game:** 284.7, Bo Wallace, 2013  
**Best Average Per Play:**  
 (Minimum 200 offensive plays): 7.53, Parker Hall, 1938  
 (Less than 200 offensive plays): 8.1 Glynn Griffing, 1961

#### RUSHING

**Most Plays:** 234, BenJarvus Green-Ellis, 2006  
**Most Plays Per Game:** 21.5, Steve Hindman, 1967  
**Most Yards:** 1,312, John Dottley, 1949  
**Most Yards Per Game:** 131.2, John Dottley, 1949  
**Best Average Per Play:** 7.4, Jeff Scott, 2013; 7.4, Charlie Flowers, 1957

#### PASSING

**Most Passes:** 481, Eli Manning, 2002  
**Most Completions:** 283, Bo Wallace, 2013  
**Consecutive Passes Without An Interception:** 200, Stewart Patridge, 1997  
**Best Percentage (Minimum 250 attempts):** 64.8, Stewart Patridge (228-352), 1997; 64.8, Bo Wallace (283-437), 2013  
**Most Yards:** 3,600, Eli Manning, 2003  
**Fewest Interceptions:** 1 (71), Kenny Lyons, 1971; 1 (69), Roy Coleman, 1978; 1 (55), Norris Weese, 1973  
**Most Interceptions:** 20 (351) Jevan Snead, 2009; 20 (286) John Fourcade, 1980  
**Pass Efficiency (Minimum 250 attempts):** 148.1, Eli Manning, 2003  
**Average Yards Per Pass (Minimum 250 attempts):** 8.4, Jevan Snead, 2008  
**Average Yards Per Completion (Minimum 250 pass attempts):** 15.0, Jevan Snead, 2008  
**250-yard Passing Games:** 9, Eli Manning, 2003  
**300-yard Passing Games:** 4, Bo Wallace, 2014; 4, Bo Wallace, 2013; 4, Eli Manning, 2003; 4, Eli Manning, 2002



## RECEIVING

**Most Caught:** 77, Chris Collins, 2003  
**Most Yards:** 1,135, Shay Hodge, 2009  
**Best Average Gain:** 27.2, Jack Stribling, 1949 (22)  
**100-yard Receiving Games:** 5, Donte Moncrief, 2013; 5, Shay Hodge, 2009

## PASS INTERCEPTIONS

**Most Intercepted:** 10, Senquez Golson, 2014; 10, Bobby Wilson, 1949  
**Most Yards Returned:** 162, Senquez Golson, 2014  
**Best Average Return (Minimum 5 interceptions):** 29.8, Bobby Wilson, 1948

## PUNTING

**Most Punts:** 78, Charles Childers, 1988  
**Most Yards:** 3,283, Jim Miller, 1978  
**Best Average:** 48.7, Merle Hapes, 1940

## PUNT RETURNS

**Most Returned:** 43, Mike Espy, 2003  
**Most Yards:** 498, Junie Hovious, 1940  
**Best Average:** 29.9, Jerry Tibbler, 1948

## KICKOFF RETURNS

**Most Returned:** 35, Mike Wallace, 2008  
**Most Yards:** 861, Mike Wallace, 2008  
**Best Average:** 32.8, Michael Sweet, 1974 (8)

## ALL-PURPOSE YARDS

**Yards:** 1,737, Mike Wallace (92 rush, 784 receiving, 861 KOR), 2008  
**Average Per Game:** 169.2, Deuce McAllister (10 games), 1999

## DEFENSE

**Tackles (since 1968):** 168, Jeff Herrod, 1986  
**Tackles for Loss (since 1983):** 18.5, Greg Hardy, 2007  
**Sacks (since 1983):** 10.0, Greg Hardy, 2007

# CAREER

## STARTS

**Most Starts:** 49, Marcus Tillman, 2006-09; 48, Tre' Stallings, 2002-05; 48, Marcus Johnson, 2001-04; 47, Michael Oher, 2005-08

## SCORING

**Most Points Scored:** 344, Jonathan Nichols, 2001-04  
**Most Points by Kicking:** 344, Jonathan Nichols, 2001-04  
**Most Touchdowns:** 41, Deuce McAllister, 1997-2000  
**Most TD Rushing:** 37, Deuce McAllister, 1997-2000  
**Most TD Passing:** 81, Eli Manning, 2000-03  
**Most TD Passes Caught:** 24, Chris Collins, 2000-03  
**Most Field Goals:** 63, Jonathan Nichols, 2001-04  
**Most Extra Points:** 155, Jonathan Nichols, 2001-04  
**Consecutive Extra Points:** 117, Jonathan Nichols, 2001-04

## TOTAL OFFENSE

**Most Plays:** 1581, Bo Wallace, 2012-14  
**Most Yards:** 10,478, Bo Wallace, 2012-14  
**Best Average Per Play:**  
 (Minimum 400 offensive plays): 7.06, Jevan Snead, 2008-09 (787-5555)  
 (Less than 400 offensive plays): 6.64, Doug Elmore, 1959-1961 (275-1827)

## RUSHING

**Most Plays:** 630, Joe Gunn, 1998-2001  
**Most Yards:** 3,060, Deuce McAllister, 1997-2000  
**Best Average Per Play:** 6.6, Showboat Boykin, 1949-51  
**100-yard Rushing Games:** 14, Deuce McAllister, 1997-2000

## PASSING

**Most Passes:** 1,363, Eli Manning, 2000-03  
**Most Completions:** 829, Eli Manning, 2000-03  
**Most Yards:** 10,119, Eli Manning, 2000-2003  
**Best Percentage (Minimum 500 attempts):** 63.0, Bo Wallace (747-1186), 2012-14  
**Consecutive Games with a TD Pass:** 16, Eli Manning, 2000-02  
**Pass Efficiency (Minimum 500 attempts):** 140.8, Bo Wallace, 2012-14  
**Average Yards Per Pass (Minimum 500 attempts):** 8.04, Bo Wallace, 2012-14  
**Average Yards Per Completion (Minimum 500 attempts):** 14.4, Jevan Snead, 2008-09  
**200-yard Passing Games:** 32, Eli Manning, 2000-03  
**250-yard Passing Games:** 19, Bo Wallace, 2012-14  
**300-yard Passing Games:** 11, Bo Wallace, 2012-14

## RECEIVING

**Most Passes Caught:** 198, Chris Collins, 2000-03  
**Most Yards:** 2,646, Shay Hodge, 2006-09  
**Best Average Gain:** 23.5, Jesse Ward, 1938-39  
**100-yard Receiving Games:** 11, Chris Collins, 2000-03

## PASS INTERCEPTIONS

**Most Intercepted:** †20, Bobby Wilson, 1946-49  
**Most Yards Returned:** 379, Bobby Wilson, 1946-49  
**Best Average Return (Minimum 7 interceptions):** 18.3, Parker Hall, 1938

## PUNTING

**Most Punts:** 266, Jim Miller, 1976-79  
**Most Yards Punted:** 11,549, Jim Miller, 1976-79  
**Best Average (Minimum 65):** 46.0, Merle Hapes, 1939-41  
 (Minimum 100): 44.6, Tyler Campbell, 2009-13  
 (Minimum 250): \*†44.3, Bill Smith, 1983-86  
**Most Punts, 50 yards or more:** \*†88, Bill Smith, 1983-86  
**Most Consecutive Games, 1 punt of 50 yards or more:** \*†32, Bill Smith, 1983-86  
**Most Games Averaging 40 or more yards (Minimum 4):** \*†36, Bill Smith, 1983-86

## PUNT RETURNS

**Most Returned:** 96, Ta'Boris Fisher, 1993-96  
**Most Yards:** 1,142, Junie Hovious, 1939-41  
**Best Average:** 24.8, Jerry Tibbler, 1947-48

## KICKOFF RETURNS

**Most Returned:** 69, Jaylen Walton, 2012-14  
**Most Yards:** 1,542, Jaylen Walton, 2012-14  
**Best Average:** 31.0, Eddie Crawford, 1954-56

## ALL-PURPOSE YARDS

**Most Yards:** 4,889, Deuce McAllister, 1997-2000  
 (3060 rushing, 616 receiving, 992 KO returns, 221 punt returns)

## DEFENSE

**Tackles:** 528, Jeff Herrod, 1984-87  
**Sacks:** 37.0, Ben Williams, 1972-75

\*NCAA Record †SEC Record



## RUSHING RECORDS

### YARDS

#### SINGLE GAME

Player, Opponent, Date	No	Gain	Loss	Net	Avg	TD
1. Dexter McCluster, Tennessee, 11-14-2009	25	283	1	282	11.3	4
2. Dou Innocent, Mississippi State, 11-25-95	39	251	9	242	6.2	1
3. Randy Baldwin, Tulane, 9-29-90	17	241	0	241	14.2	2
4. Kayo Dottley, Chattanooga, 11-5-49	20	237	2	235	11.8	3
5. Kayo Dottley, TCU, 10-22-49	22	239	9	230	10.5	2
6. Brandon Bolden, Fresno State, 9-25-2010	19	228	0	228	12.0	2
7. BenJarvus Green-Ellis, Missouri, 9-8-2007	33	228	2	226	6.8	1
8. Kayo Dottley, Mississippi State, 11-26-49	40	231	15	216	5.4	2
9. Stephen Hindman, Vanderbilt, 11-25-67	30	215	0	215	7.2	2
10. Malvin Gipson, Vanderbilt, 10-25-80	21	194	1	193	9.2	1
11. Deuce McAllister, Alabama, 10-10-98	24	193	5	188	7.8	0
12. Showboat Boykin, Mississippi State, 12-1-51	14	187	0	187	13.3	7
13. Dexter McCluster, Auburn, 10-31-2009	22	190	4	186	8.5	1
14. Dexter McCluster, Oklahoma State, 1-2-2010	34	186	2	184	5.4	2
15. Kayo Dottley, Boston College, 10-7-50	12	182	0	182	15.2	1
16. Norris Weese, Mississippi State, 11-25-72	19	178	0	178	9.4	0
17. Randy Baldwin, Air Force, 12-28-89	14	177	0	177	12.6	2
Deuce McAllister, Mississippi State, 11-26-98	40	184	7	177	4.4	0
19. Deuce McAllister, LSU, 10-31-98	26	176	0	176	6.8	0
20. Jordan Wilkins, Presbyterian, 11-8-2014	10	171	0	171	17.1	1

#### SEASON

Player, Season	No	Gain	Loss	Net	Avg	TD
1. Kayo Dottley, 1949	208	1355	43	1312	6.3	14
2. Dexter McCluster, 2009	181	1202	33	1169	6.5	8
3. BenJarvus Green-Ellis, 2007	230	1183	46	1137	4.9	6
4. Deuce McAllister, 1998	212	1129	47	1082	5.1	7
5. Kayo Dottley, 1950	191	1057	50	1007	5.3	4
6. BenJarvus Green-Ellis, 2006	234	1035	35	1000	4.3	7
7. Cory Philpot, 1992	190	1012	18	994	5.2	3
8. Brandon Bolden, 2010	163	1028	52	976	6.0	14

9. Randy Baldwin, 1990	163	1003	33	970	5.95	11
10. Joe Gunn, 1999	182	985	34	951	5.3	5
11. Dou Innocent, 1994	182	929	19	910	5.0	4
12. Joe Gunn, 2001	200	896	26	870	4.3	9
13. Dou Innocent, 1995	192	928	60	868	4.5	5
14. John Avery, 1997	166	936	74	862	5.2	7
15. Jeff Scott, 2012	197	900	54	846	4.3	6
16. Stephen Hindman, 1967	215	844	15	829	3.9	5
17. Deuce McAllister, 1999	151	840	31	809	5.4	12
18. Vashon Pearson, 2004	158	827	20	807	5.1	3
Parker Hall, 1938	120	851	44	807	6.7	11
20. John Avery, 1996	181	874	86	788	4.4	5

#### CAREER

Player, Position, Years	No	Net	Avg	TD
1. Deuce McAllister, RB, 1997-2000	616	3060	5.0	37
2. Joe Gunn, RB, 1998-2001	630	2749	4.4	22
3. Kayo Dottley, FB, 1947-50	478	2654	5.55	21
4. Brandon Bolden, RB, 2008-11	486	2604	5.4	27
5. Dou Innocent, FB-RB, 1991-92, 1994-95	494	2322	4.70	11
6. Jeff Scott, RB, 2010-13	446	2297	5.2	17
7. BenJarvus Green-Ellis, RB, 2006-07	464	2137	4.6	13
8. Leon Perry, FB, 1976-79	471	2135	4.5	18
9. Dexter McCluster, RB-WR, 2006-09	304	1955	6.4	15
10. Charlie Flowers, FB, 1957-59	307	1730	5.64	13
11. John Avery, RB, 1996-97	347	1650	4.8	12
12. Randy Baldwin, RB, 1989-90	270	1612	5.97	20
13. Buford McGee, RB, 1979-83	367	1557	4.2	13
14. Arthur Humphrey, FB, 1981-84	384	1536	4.0	9
15. Andre Thomas, TB, 1979-82	353	1482	4.2	12
16. Ed Thigpen, FB, 1987-90	329	1467	4.45	13
17. Vashon Pearson, RB, 2002-04	330	1441	4.4	12
18. Paul Hofer, FB, 1972-75	296	1430	4.83	2
19. Paige Cothren, FB, 1954-56	272	1390	5.11	12
20. Bobby Wade, FB, 1965-67	322	1383	4.30	3

### ATTEMPTS

#### SEASON

Name, Year	No.
1. BenJarvus Green-Ellis, 2006	234
2. BenJarvus Green-Ellis, 2007	230
3. Steve Hindman, 1967	215
4. Deuce McAllister, 1998	212
5. Kayo Dottley, 1949	208
6. Joe Gunn, 2001	200
7. Jeff Scott, 2012	197
8. Dou Innocent, 1995	192
9. Kayo Dottley, 1950	191
10. Cory Philpot, 1992	190

#### CAREER

Name, Years	No.
1. Joe Gunn, 1998-2001	630
2. Deuce McAllister, 1997-2000	616
3. Dou Innocent, 1991-92, 94-95	494
4. Brandon Bolden, 2008-11	486
5. Kayo Dottley, 1947-50	478
6. Leon Perry, 1976-79	471
7. BenJarvus Green-Ellis, 2006-07	464
8. John Fourcade, 1978-81	456
9. Jeff Scott, 2010-13	446
10. Bo Wallace, 2012-14	395

### TOUCHDOWNS

#### SEASON

Name, Year	No.
1. Kayo Dottley, 1949	14
Archie Manning, 1969	14
Deuce McAllister, 2000	14
Brandon Bolden, 2010	14
5. Deuce McAllister, 1999	12
6. Parker Hall, 1938	11
Charlie Flowers, 1959	11
Stephen Ainsworth, 1971	11
Randy Baldwin, 1990	11
10. Merle Hapes, 1940	10
Leon Perry, 1979	10

#### CAREER

Name, Years	No.
1. Deuce McAllister, 1997-2000	37
2. Brandon Bolden, 2008-11	27
3. Archie Manning, 1968-70	25
4. John Fourcade, 1978-81	22
Joe Gunn, 1998-2001	22
6. Kayo Dottley, 1947-50	21
7. Randy Baldwin, 1989-90	20
7. Bo Wallace, 2012-14	19
Merle Hapes, 1939-41	19
9. Leon Perry, 1976-79	18
10. Jeff Scott, 2010-13	17
Stephen Ainsworth, 1970-72	17

### 100-YARD GAMES

#### CAREER

Name, Years	No.
1. Deuce McAllister, 1997-2000	14
2. Joe Gunn, 1998-2001	12
3. Dou Innocent, 1991-92, 94-95	10
4. Jeff Scott, 2010-13	9
BenJarvus Green-Ellis, 2006-07	9
John Avery, 1996-97	9
Kayo Dottley, 1947-50	9

# PASSING RECORDS

## PASSING YARDS

### SINGLE GAME

Player, Opponent, Date	Att	Comp	Int	Yds	Pct	TD
1. Archie Manning, Alabama, 10-4-69	52	33	1	436	63.5	2
2. Bo Wallace, Arkansas, 11-9-2013	34	27	2	416	79.4	3
3. Eli Manning, Arkansas, 10-26-2002	56	42	2	414	75.0	2
4. John Darnell, Arkansas State, 9-16-89	35	23	0	412	65.7	3
5. Eli Manning, Texas Tech, 9-27-2003	49	29	2	409	59.2	3
6. Bo Wallace, Vanderbilt, 11-10-2012	49	31	0	403	63.3	1
7. Eli Manning, South Carolina, 11-1-2003	42	30	1	391	71.4	3
8. Bo Wallace, Boise State, 8-28-2014	36	25	3	387	69.4	4
9. Eli Manning, Vanderbilt, 9-21-2002	41	24	0	386	58.5	2
10. Kent Austin, Tennessee, 11-13-82	50	37	0	381	74.0	2
11. Eli Manning, Texas Tech, 9-14-2002	57	34	1	374	59.6	3
12. Eli Manning, Louisiana-Monroe, 9-13-2003	26	21	0	353	80.8	3
13. Romaro Miller, SMU, 9-26-98	51	32	1	351	62.7	1
14. Bo Wallace, LSU, 10-19-2013	39	30	0	346	76.9	0
Stewart Patridge, LSU, 10-18-97	43	27	0	346	62.8	2
16. Archie Manning, LSU, 11-2-68	40	24	2	345	60.0	2
17. Mark Young, Texas Tech, 12-20-86	50	31	1	343	62.0	0
18. Archie Manning, Southern Miss, 10-17-70	56	30	3	341	53.6	2
19. Bo Wallace, Auburn, 11-1-2014	40	28	0	339	70.0	2
20. Bo Wallace, Auburn, 10-5-2013	48	25	2	336	52.0	2

### SEASON

Player, Position, Year	Att	Comp	Int	Yds	Pct	TD
1. Eli Manning, QB, 2003	441	275	10	3600	62.4	29
2. Eli Manning, QB, 2002	481	279	15	3401	58.0	21
3. Bo Wallace, QB, 2013	437	283	10	3346	64.8	18
4. Bo Wallace, QB, 2014	381	229	14	3194	60.1	22
5. Bo Wallace, QB, 2012	368	235	17	2994	63.9	22
6. Eli Manning, QB, 2001	408	259	9	2948	63.5	31
7. Jevan Snead, QB, 2008	327	184	13	2762	56.3	26
8. Stewart Patridge, QB, 1997	352	228	7	2667	64.8	12
9. Jevan Snead, QB, 2009	351	191	20	2632	54.4	20

10. John Darnell, QB, 1989	301	167	11	2326	55.5	11
11. Romaro Miller, QB, 1998	326	184	11	2273	56.4	11
12. Jeremiah Masoli, QB, 2010	296	167	13	2039	56.4	14
13. Josh Nelson, QB, 1994	308	168	6	2028	54.5	15
14. Kent Austin, QB, 1982	307	186	10	2026	60.6	12
15. Romaro Miller, QB, 2000	295	161	12	2012	54.6	18
16. Romaro Miller, QB, 1999	270	147	7	1999	54.4	14
17. Seth Adams, QB, 2007	297	163	16	1979	54.9	12
18. Mark Young, QB, 1988	312	156	6	1969	50.0	10
19. John Fourcade, QB, 1980	286	157	20	1897	54.9	13
20. Kent Austin, QB, 1984	302	177	8	1889	58.6	8

### CAREER

Player, Position, Years	Att	Comp	Yds	Pct	TD
1. Eli Manning, QB, 2000-2003	1,363	829	10,119	60.8	81
2. Bo Wallace, QB, 2012-14	1,186	747	9534	63.0	62
3. Romaro Miller, QB, 1997-2000	902	497	6311	55.1	43
4. Kent Austin, QB, 1981-85	981	566	6184	57.7	31
5. John Fourcade, QB, 1978-81	819	445	5412	54.3	25
6. Jevan Snead, QB, 2008-09	678	375	5394	55.3	46
7. Mark Young, QB, 1985-88	809	410	4971	51.0	31
8. Archie Manning, QB, 1968-70	761	402	4753	52.8	31
9. Russ Shows, QB, 1989-92	560	279	3778	49.8	19
10. Josh Nelson, QB, 1994-95	558	311	3703	55.7	24
11. Stewart Patridge, QB, 1994-97	510	310	3564	60.8	15
12. John Darnell, QB, 1986-89	436	238	3253	54.6	18
13. Tim Ellis, QB, 1974-77	355	171	2339	48.2	17
14. Charlie Conerly, HB, 1942; 46-47#	412	220	2313	53.4	26
15. Micheal Spurlock, QB, 2002-05	345	179	2162	51.9	9
16. Seth Adams, QB, 2006-07	328	180	2156	54.9	12
17. Ethan Flatt, QB, 2003-05	299	169	2041	56.5	8
18. Jeremiah Masoli, QB, 2010	296	167	2039	56.4	14
19. Eagle Day, QB, 1953-55	233	111	2022	47.6	14
20. Paul Head, QB, 1993-96	314	193	1980	61.5	11

# Conerly's totals include eight of nine games in 1942. Complete individual game and composite statistics for 1942 are not available.

## ATTEMPTS

### SEASON

Name, Year	No.
1. Eli Manning, 2002	481
2. Eli Manning, 2003	441
3. Bo Wallace, 2013	437
4. Eli Manning, 2001	408
5. Bo Wallace, 2014	381
6. Bo Wallace, 2012	368
7. Jevan Snead, 2009	351
8. Jevan Snead, 2008	327
9. Romaro Miller, 1998	326
10. Mark Young, 1988	312

### CAREER

Name, Years	No.
1. Eli Manning, 2000-03	1,363
2. Bo Wallace, 2012-14	1,186
3. Kent Austin, 1981-85	981
4. Romaro Miller, 1997-2000	902
5. John Fourcade, 1978-81	819
6. Mark Young, 1985-88	809
7. Archie Manning, 1968-70	761
8. Jevan Snead, 2008-09	678
9. Russ Shows, 1989-92	560
10. Josh Nelson, 1994-95	558

## COMPLETIONS

### SEASON

Name, Year	No.
1. Bo Wallace, 2013	283
2. Eli Manning, 2002	279
3. Eli Manning, 2003	275
4. Eli Manning, 2001	259
5. Bo Wallace, 2012	235
6. Bo Wallace, 2014	229
7. Stewart Patridge, 1997	228
8. Jevan Snead, 2009	191
9. Kent Austin, 1982	186
10. Jevan Snead, 2008	184
Romaro Miller, 1998	184

### CAREER

Name, Years	No.
1. Eli Manning, 2000-03	829
2. Bo Wallace, 2012-14	747
3. Kent Austin, 1981-85	566
4. Romaro Miller, 1997-2000	497
5. John Fourcade, 1978-81	445
6. Mark Young, 1985-88	410
7. Archie Manning, 1968-70	395
8. Jevan Snead, 2008-09	375
9. Josh Nelson, 1994-95	311
10. Stewart Patridge, 1994-97	310

## CONSECUTIVE COMPLETIONS

### GAME

Name, Opponent, Date	No.
1. Eli Manning, Murray State, 9-1-2001	18
2. Kent Austin, Tennessee, 11-13-82	15
3. Bo Wallace, UL-Lafayette, 9-13-2014	14
4. Bo Wallace, Missouri, 11-23-2013	11
Bobby Garner, Memphis State, 9-9-78	11
Charlie Conerly, Mississippi State, 11-29-47	11

## COMPLETION PERCENTAGE

### SEASON

(Minimum 250 attempts)

Name, Year (Cmp/Att)	Pct.
1. Stewart Patridge, 1997 (228/352)	64.77
2. Bo Wallace, 2013 (283/437)	64.76
3. Bo Wallace, 2012 (235/368)	63.9
4. Eli Manning, 2001 (259/408)	63.5
5. Eli Manning, 2003 (275/441)	62.4
6. Kent Austin, 1982 (186/307)	60.6
7. Bo Wallace, 2014 (229/381)	60.1
8. Kent Austin, 1984 (177/302)	58.6
9. Archie Manning, 1969 (154/265)	58.1
10. Eli Manning, 2002 (279/481)	58.0



## CAREER

*(Minimum 500 attempts)*

Name, Years (Cmp/Att)	Pct.
1. Bo Wallace, 2012-14 (747/1,186)	63.0
2. Eli Manning, 2000-03 (829/1,363)	60.8
3. Stewart Patridge, 1994, 96-97 (310/510)	60.8
4. Kent Austin, 1981-85 (566/981)	57.7
5. Josh Nelson, 1994-95 (311/558)	55.7
6. Jevan Snead, 2008-09 (375/678)	55.3
7. Romaro Miller, 1997-2000 (497/902)	55.1
8. John Fourcade, 1978-81 (445/819)	54.3

## TOUCHDOWNS

### SEASON

Name, Year	No.
1. Eli Manning, 2001	31
2. Eli Manning, 2003	29
3. Jevan Snead, 2008	26
4. Bo Wallace, 2014	22
Bo Wallace, 2012	22
6. Eli Manning, 2002	21
7. Charlie Conerly, 1947	20
Jevan Snead, 2009	20
9. Bo Wallace, 2013	18
Romaro Miller, 2000	18

### CAREER

Name, Years	No.
1. Eli Manning, 2000-03	81
2. Bo Wallace, 2012-14	62
3. Jevan Snead, 2008-09	46
4. Romaro Miller, 1997-2000	43
5. Archie Manning, 1968-70	31
Kent Austin, 1981-85	31
Mark Young, 1985-88	31
8. Charlie Conerly, 1942, 1946-47	26
9. John Fourcade, 1978-81	25
10. Josh Nelson, 1994-95	24

## CONSECUTIVE GAMES WITH A TOUCHDOWN PASS

### CAREER

Name, Years	No.
1. Eli Manning, 2000-02	16
2. Jevan Snead, 2008-09	13
3. Bo Wallace, 2013-14	11
4. Bo Wallace, 2012	8
Romaro Miller, 1999	8
Archie Manning, 1969-70	8

## PASS EFFICIENCY

### SEASON

*(Minimum 250 attempts)*

Name, Year	Effic.
1. Eli Manning, 2003	148.1
2. Jevan Snead, 2008	145.5
3. Eli Manning, 2001	144.8
4. Bo Wallace, 2012	142.7
5. Bo Wallace, 2014	142.2
6. Bo Wallace, 2013	138.1
7. Stewart Patridge, 1997	135.7
8. Romaro Miller, 1999	128.6
9. Eli Manning, 2002	125.6
10. John Darnell, 1989	125.1

## CAREER

*(Minimum 500 attempts)*

Name, Years	Effic.
1. Bo Wallace, 2012-14	140.8
2. Eli Manning, 2000-03	137.7
3. Jevan Snead, 2008-09	134.8
4. Stewart Patridge, 1994, 96-97	124.9
5. Romaro Miller, 1997-2000	122.7
6. Josh Nelson, 1994-95	121.0
7. Kent Austin, 1981-85	112.7
8. John Fourcade, 1978-81	110.6
9. Russ Shows, 1989-92	109.1
10. Archie Manning, 1968-70	108.2

## YARDS PER ATTEMPT

### SEASON

*(Minimum 250 attempts)*

Name, Year (Yards/Att)	Avg.
1. Jevan Snead, 2008 (2,762/327)	8.45
2. Bo Wallace, 2014 (3,194/381)	8.38
3. Eli Manning, 2003 (3,600/441)	8.2
4. Bo Wallace, 2012 (2,994/368)	8.1
5. John Darnell, 1989 (2,326/301)	7.7
6. Bo Wallace, 2013 (3,346/437)	7.7
7. Stewart Patridge, 1997 (2,667/352)	7.6
8. Jevan Snead, 2009 (2,632/351)	7.5
9. Romaro Miller, 1999 (1,999/270)	7.4
10. Eli Manning, 2001 (2,948/408)	7.2

### CAREER

*(Minimum 500 attempts)*

Name, Years (Yards/Att)	Avg.
1. Bo Wallace, 2012-14 (9,534/1,186)	8.04
2. Jevan Snead, 2008-09 (5,394/678)	7.96
3. Eli Manning, 2000-03 (10,119/1,363)	7.4
4. Romaro Miller, 1997-2000 (6,311/902)	7.0
5. Stewart Patridge, 1994, 96-97 (3,564/510)	7.0
6. Russ Shows, 1989-92 (3,778/560)	6.7
7. Josh Nelson, 1994-95 (3,703/558)	6.6
8. John Fourcade, 1978-81 (5,412/819)	6.6
9. Kent Austin, 1981-85 (6,184/981)	6.3
10. Archie Manning, 1968-70 (4,753/761)	6.2

## YARDS PER COMPLETION

### SEASON

*(Minimum 250 attempts)*

Name, Year (Yards/Cmp)	Avg.
1. Jevan Snead, 2008 (2,762/184)	15.0
2. Bo Wallace, 2014 (3,194/229)	13.9
3. John Darnell, 1989 (2,326/167)	13.9
4. Jevan Snead, 2009 (2,632/191)	13.8
5. Romaro Miller, 1999 (1,999/270)	13.6
6. Eli Manning, 2003 (3,600/275)	13.1
7. Bo Wallace, 2012 (2,994/235)	12.7
8. Mark Young, 1988 (1,969/156)	12.6
9. Romaro Miller, 2000 (2,012/161)	12.5
10. Romaro Miller, 1998 (2,273/184)	12.4

### CAREER

*(Minimum 500 attempts)*

Name, Years (Yards/Cmp)	Avg.
1. Jevan Snead, 2008-09 (5,394/375)	14.4
2. Russ Shows, 1989-92 (3,778/279)	13.5
3. Bo Wallace, 2012-14 (9,534/747)	12.8
4. Romaro Miller, 1997-2000 (6,311/497)	12.7
5. Eli Manning, 2000-03 (10,119/829)	12.2

6. John Fourcade, 1978-81 (5,412/445)	12.2
7. Mark Young, 1985-88 (4,971/410)	12.1
8. Josh Nelson, 1994-95 (3,703/558)	12.0
9. Archie Manning, 1968-70 (4,753/402)	11.8
10. Stewart Patridge, 1994, 96-97 (3,564/310)	11.5

## FEWEST INTERCEPTIONS

### SEASON

Name, Year (Attempts)	No.
1. Kenny Lyons, 1971 (71)	1
Roy Coleman, 1978 (69)	1
Norris Weese, 1973 (55)	1
4. Jake Gibbs, 1959 (94)	2
John Darnell, 1987 (95)	2
Glynn Griffing, 1961 (91)	2
Bobby Garner, 1978 (79)	2

## MOST INTERCEPTIONS

### SEASON

Name, Year (Attempts)	No.
1. Jevan Snead, 2009 (351)	20
John Fourcade, 1980 (286)	20
3. Bo Wallace, 2012 (368)	17

## CONSECUTIVE PASSES WITHOUT AN INTERCEPTION

### SEASON

Name, Year	No.
1. Stewart Patridge, 1997	200
2. Eli Manning, 2001	168
3. Josh Nelson, 1994	145
4. Eli Manning, 2002-03	133
5. Kent Austin, 1984	131
6. Bo Wallace, 2014	128
7. Bo Wallace, 2013	127
8. Eli Manning, 2002	110
9. John Fourcade, 1981	104

## 300-YARD PASSING GAMES

### SEASON

Name, Year	No.
1. Bo Wallace, 2014	4
Bo Wallace, 2013	4
Eli Manning, 2003	4
Eli Manning, 2002	4
5. Bo Wallace, 2012	3
Stewart Patridge, 1997	3

### CAREER

Name, Years	No.
1. Bo Wallace, 2012-14	11
2. Eli Manning, 2000-03	10
3. Romaro Miller, 1997-2000	3
Stewart Patridge, 1996-97	3
Archie Manning, 1968-70	3

## TOTAL OFFENSE RECORDS

### SINGLE GAME

Player, Opponent, Date	Total	Net Yds		Total	Play	TD
	Plays	Rush	Pass	Gain	Avg	
1. Archie Manning, Alabama, 10-4-69	67	104	436	540	8.0	5
2. Bo Wallace, Arkansas, 11-9-2013	43	12	416	428	10.0	3
3. Jeremiah Masoli, Arkansas, 10-23-2010	51	98	327	425	8.3	3
4. John Darnell, Arkansas State, 9-16-89	49	1	412	413	8.4	3
Eli Manning, Arkansas, 10-26-2002	61	(-1)	414	413	6.8	3
6. Eli Manning, Texas Tech, 9-27-2003	53	2	409	411	7.8	3
7. Romaro Miller, SMU, 9-26-98	63	58	351	409	6.5	2
8. Bo Wallace, Vanderbilt, 11-10-2012	62	4	403	407	6.6	2
9. Bo Wallace, Boise State, 8-28-2014	45	13	387	400	8.9	4
10. Eli Manning, Vanderbilt, 9-21-2002	43	10	386	396	9.2	2
11. Bo Wallace, Auburn, 11-1-2014	54	56	339	395	7.3	3
12. Eli Manning, South Carolina, 11-1-2003	45	(-11)	391	380	8.4	5
13. Eli Manning, Texas Tech, 9-14-2002	58	2	374	376	6.5	3
14. Bo Wallace, LSU, 10-19-2013	50	18	346	364	7.3	0
Bo Wallace, LSU, 11-17-2012	46	54	310	364	7.9	4
16. Archie Manning, LSU, 11-2-68	50	17	345	362	7.2	3
17. Eli Manning, Louisiana-Monroe, 9-13-2003	28	5	353	358	12.8	4
18. Romaro Miller, Memphis, 9-5-98	63	23	332	355	5.6	2
19. Kent Austin, Tennessee, 11-13-82	44	(-30)	381	351	7.9	2
20. Jevan Snead, Arkansas, 10-24-2009	37	17	332	349	9.4	3

11. John Darnell, 1989	411	75	2326	2401	5.84	12
12. Romaro Miller, 1998	386	33	2273	2306	6.0	12
13. John Fourcade, 1980	411	402	1897	2299	5.6	19
14. Archie Manning, 1969	389	502	1762	2264	5.8	23
15. Romaro Miller, 2000	319	87	2012	2099	6.6	18
16. Kent Austin, 1984	405	150	1889	2039	5.0	8
17. John Fourcade, 1979	319	493	1521	2014	6.3	13
18. Romaro Miller, 1999	312	(-12)	1999	1987	6.4	15
19. Kent Austin, 1982	345	(-67)	2026	1959	5.7	13
20. Seth Adams, 2007	344	(-27)	1979	1952	5.7	13

### CAREER

Player, Position, Years	Total	Net Yds		Total	Play	TD
	Plays	Rush	Pass	Gain	Avg	
1. Bo Wallace, QB, 2012-14	1581	944	9534	10478	6.63	81
2. Eli Manning, QB, 2000-03	1491	(-135)	10119	9984	6.70	86
3. John Fourcade, QB, 1978-81	1275	1301	5412	6713	5.16	47
4. Romaro Miller, QB, 1997-2000	1031	102	6311	6413	6.22	46
5. Kent Austin, QB, 1981-85	1252	(-5)	6184	6179	4.9	32
6. Archie Manning, QB, 1968-70	1077	823	4753	5576	5.16	56
7. Jevan Snead, QB, 2008-09	787	161	5394	5555	7.06	52
8. Mark Young, QB, 1985-88	614	60	4971	5031	8.2	38
9. Russ Shows, QB, 1989-92	753	141	3778	3919	5.20	27
10. John Darnell, QB, 1986-89	634	272	3253	3525	5.56	25
11. Josh Nelson, QB, 1994-95	678	(-409)	3703	3294	4.9	26
12. Norris Weese, QB, 1971-73	642	1211	1968	3179	4.95	33
13. Deuce McAllister, RB, 1997-2000	619	3060	52	3112	5.03	38
14. Charlie Conerly, HB, 1942; 1946-47#	602	763	2313	3076	5.10	40
15. Tim Ellis, QB, 1974-77	674	626	2339	2965	4.40	26
16. Joe Gunn, RB, 1998-2001	630	2749	0	2749	4.36	22
17. Kayo Dottley, FB, 1947-50	481	2654	0	2654	5.52	20
18. Brandon Bolden, RB, 2008-11	490	2654	49	2653	5.41	27
19. Jimmy Weatherly, QB, 1962-64	465	694	1890	2584	5.55	26
20. Jeremiah Masoli, 2010	417	544	2039	2583	6.19	20

# Conerly's totals include five (1942) scoring passes for 166 yards plus statistics from two additional games. Complete figures for 1942 not available.

### SEASON

Player, Year	Total	Net Yds		Total	Play	TD
	Plays	Rush	Pass	Gain	Avg	
1. Bo Wallace, 2013	568	355	3346	3701	6.52	24
2. Eli Manning, 2003	489	(-28)	3600	3572	7.30	32
3. Bo Wallace, 2014	502	199	3194	3393	6.76	27
4. Bo Wallace, 2012	511	390	2994	3384	6.62	30
5. Eli Manning, 2002	520	(-120)	3401	3281	6.31	23
6. Eli Manning, 2001	442	9	2948	2957	6.69	31
7. Jevan Snead, 2008	384	60	2762	2822	7.35	29
8. Jevan Snead, 2009	403	101	2632	2733	6.78	23
9. Jeremiah Masoli, 2010	417	544	2039	2583	6.19	20
10. Stewart Patridge, 1997	408	(-108)	2667	2559	6.27	13

## TDS RESPONSIBLE FOR

### SEASON

Name, Year	No.
1. Eli Manning, 2003	32
2. Bo Wallace, 2012	31
Eli Manning, 2001	31
4. Jevan Snead, 2008	29
Charlie Conerly, 1947	29
6. Bo Wallace, 2014	27
7. Bo Wallace, 2013	24
8. Archie Manning, 1969	23
Eli Manning, 2002	23
Jevan Snead, 2009	23

### CAREER

Name, Years	No.
1. Eli Manning, 2000-03	86
2. Bo Wallace, 2012-14	82
3. Archie Manning, 1968-70	56
4. Jevan Snead, 2008-09	52
5. John Fourcade, 1978-81	47
6. Romaro Miller, 1997-2000	46
7. Deuce McAllister, 1997-2000	42
8. Charlie Conerly, 1942; 1946-47	40
9. Mark Young, 1985-88	38
10. Brandon Bolden, 2008-11	33
Norris Weese, 1971-73 / Jake Gibbs, 1958-60	33

## TOTAL AVERAGE PER PLAY

### SEASON

(Minimum 200 offensive plays)

Name, Year (Plays-Yards)	Avg.
1. Parker Hall, 1938 (207-1,558)	7.53
2. Jevan Snead, 2008 (384-2,822)	7.35
3. Eli Manning, 2003 (489-3,572)	7.30
4. Jevan Snead, 2009 (403-2,733)	6.78
5. Bo Wallace, 2014 (502-3,393)	6.76
6. Eli Manning, 2001 (442-2,957)	6.69
7. Bo Wallace, 2012 (511-3,384)	6.62
8. Romaro Miller, 2000 (319-2,099)	6.58
9. Bo Wallace, 2013 (568-3,701)	6.52
10. Tom Luke, 1990 (213-1,372)	6.44

### CAREER

(Minimum 400 offensive plays)

Name, Years (Plays-Yards)	Avg.
1. Jevan Snead, 2008-09 (787-5,555)	7.06
2. Eli Manning, 2000-03 (1,491-9,984)	6.70
3. Bo Wallace, 2012-14 (1,581-10,478)	6.63
4. Stewart Patridge, 1994; 1996-97 (408-2,559)	6.27
5. Romaro Miller, 1997-2000 (1,031-6,413)	6.22
6. Jeremiah Masoli, 2010 (417-2,583)	6.19
7. John Darnell, 1986-89 (634-3,525)	5.56
8. Jimmy Weatherly, 1962-64 (465-2,584)	5.55
9. Junie Hovious, 1939-41 (461-2,550)	5.53
10. Kayo Dottley, 1947-50 (481-2,654)	5.52

## TOTAL OFFENSIVE PLAYS

### SEASON

Name, Year	No.
1. Bo Wallace, 2013	568
2. Eli Manning, 2002	520
3. Bo Wallace, 2012	511
4. Bo Wallace, 2014	502
5. Eli Manning, 2003	489
6. Eli Manning, 2001	442
7. John Fourcade, 1980	411
John Darnell, 1989	411
9. Stewart Patridge, 1997	408
10. Kent Austin, 1984	405

### CAREER

Name, Years	No.
1. Bo Wallace, 2012-14	1,581
2. Eli Manning, 2000-03	1,491
3. John Fourcade, 1978-81	1,275
4. Kent Austin, 1981-85	1,252
5. Archie Manning, 1968-70	1,077
6. Romaro Miller, 1997-2000	1,031
7. Mark Young, 1985-88	1,013
8. Jevan Snead, 2008-09	787
9. Russ Shows, 1989-92	753
10. Josh Nelson, 1994-95	678



## RECEIVING RECORDS

### RECEPTIONS

#### SINGLE GAME

Player, Opponent, Date	No	Yds	Avg	TD
1. Floyd Franks, Alabama, 10-4-69	13	191	14.7	1
Barney Poole, Chattanooga, 11-15-47	13	95	7.3	1
3. Bill Flowers, Arkansas, 10-26-2002	11	88	8.0	0
4. Chris Collins, Arkansas, 10-26-2002	10	138	13.8	1
LeMay Thomas, Vanderbilt, 10-28-95	10	130	13.0	1
Chris Collins, South Carolina, 11-1-2003	10	125	12.5	2
Mike Espy, Tennessee, 10-1-2005	10	115	11.5	0
Laquon Treadwell, 11-1-2014	10	103	10.3	1
Buford McGee, Tennessee, 11-13-82	10	62	6.2	1
10. Cory Peterson, Memphis, 9-5-98	9	164	18.2	2
Floyd Franks, Southern Miss, 10-17-70	9	135	15.0	1
Rick Kimbrough, LSU, 11-3-73	9	132	14.7	1
Chris Collins, Louisiana-Monroe, 9-13-2003	9	121	13.4	2
Jamie Holder, Arkansas, 9-24-83	9	114	12.7	0
Mike Dennis, Tulsa, 12-19-64	9	114	12.7	0
Jim Poole, Auburn, 1-2-71	9	111	12.3	1
Jamie Armstrong, Auburn, 9-8-2001	9	108	12.0	0
Grant Heard, SMU, 9-26-98	9	98	10.9	1
Laquon Treadwell, Vanderbilt, 8-29-2013	9	82	9.1	0
Ambrose, Georgia, 10-3-87	9	74	8.2	0
Shawn Sykes, Arkansas, 9-13-86	9	67	7.4	0
Mike Espy, Auburn, 10-29-2005	9	63	7.0	0
Laquon Treadwell, Mississippi State, 11-28-2013	9	57	6.3	0

#### SEASON

Player, Position, Year	No	Yds	Avg	TD
1. Chris Collins, SE, 2003	77	949	12.3	7
2. Laquon Treadwell, WR, 2013	72	608	8.4	5
3. Shay Hodge, SE, 2009	70	1,135	16.2	8
4. Donte Moncrief, WR, 2012	66	979	14.8	10
5. Donte Moncrief, WR, 2013	59	938	15.9	6
6. LeMay Thomas, SE, 1995	56	801	14.3	3
7. Chris Collins, WR, 2002	55	812	14.8	10
8. Floyd Franks, SE, 1969	54	720	13.3	2
Chris Collins, SE, 2001	54	692	12.8	6
10. Bill Flowers, WR, 2002	53	588	11.1	3
11. Mike Espy, WR, 2005	52	543	10.4	3
Barney Poole, E, 1947	52	511	9.6	8
13. Laquon Treadwell, WR, 2014	48	632	13.2	5
14. Michael Harmon, SE, 1981	46	750	16.3	1
Floyd Franks, SE, 1970	46	668	14.5	7
Cory Peterson, WR, 1999	46	610	13.3	4
17. Ta'Boris Fisher, UB, 1995	45	493	11.0	4
18. Five times	44			

#### CAREER

Player, Position, Years	No	Yds	Avg	TD
1. Chris Collins, SE-WR, 2000-03	198	2621	13.2	24
2. Shay Hodge, SE, 2006-09	173	2646	15.3	22
3. Donte Moncrief, WR, 2011-13	156	2371	15.2	20
4. Bill Flowers, WR, 2001-04	149	1795	12.0	10
5. Grant Heard, WR, 1996-2000	142	2029	14.3	16
6. Ta'Boris Fisher, WB, 1993-94; H-B, 1995-96	139	1511	10.9	7
7. Mike Espy, WR, 2002-05	136	1779	13.1	9
Ja-Mes Logan, WR, 2010-13	136	1734	12.8	6
9. Cory Peterson, WR, 1996-99	135	1842	13.6	9
10. Dexter McCluster, RB-FL, 2006-09	130	1703	13.1	7
11. Floyd Franks, SE, 1968-70	127	1707	13.4	11
12. Willie Green, SE, 1986-89	126	2274	18.0	12
13. Laquon Treadwell, WR, 2013-14	120	1240	10.3	10
14. Michael Harmon, SE, 1979-82	119	1760	14.8	7
15. J.R. Ambrose, FL, 1984-87	118	2012	17.1	13
16. Buford McGee, TB, 1979-83	112	856	7.6	4
17. Vince Sanders, WR, 2011-14	109	1635	15.0	11
18. Mike Wallace, WR, 2005-08	101	1910	18.9	15
19. Eddie Small, SE, 1990-93	94	1593	16.4	9
Jim Poole, TE, 1969-71	94	1113	11.8	4

### YARDS

#### SINGLE GAME

Player, Opponent, Date	No	Yds	Avg	TD
1. Eddie Small, Vanderbilt, 9-18-93	6	210	35.0	2
2. Pat Coleman, Arkansas State, 9-16-89	6	200	33.3	3
3. Floyd Franks, Alabama, 10-4-69	13	191	14.7	1
4. Evan Ingram, Mississippi State, 11-29-2014	5	176	35.2	0
5. Donte Moncrief, Mississippi State, 11-24-2012	7	173	24.7	3
6. Grant Heard, UNLV, 10-28-2000	7	169	24.1	2
Shay Hodge, Northern Arizona, 11-7-2009	7	169	24.1	2
8. Cory Peterson, Memphis, 9-5-98	9	164	18.2	2
9. Donte Moncrief, LSU, 11-17-2012	6	161	26.8	2
10. Ja-Mes Logan, Vanderbilt, 11-10-2012	8	160	20.0	0
11. Mike Espy, Texas Tech, 9-27-2003	6	157	26.2	1
12. Roell Preston, Mississippi State, 11-26-94	7	150	21.4	1
13. Donte Moncrief, Arkansas, 11-9-2013	7	149	21.3	1
14. Cory Peterson, LSU, 10-31-98	5	147	29.4	2
15. Chris Collins, Arkansas State, 10-11-2003	8	146	18.3	1
16. Donte Moncrief, Texas, 9-15-2012	7	144	20.6	1
17. Mario Hill, Wyoming, 9-18-2004	8	142	17.8	0
18. J.R. Ambrose, Arkansas State, 9-20-86	7	139	19.9	0
Mike Wallace, Vanderbilt, 9-25-2007	4	139	34.8	2
20. Chris Collins, Arkansas, 10-26-2002	10	138	13.8	1

### YARDS

#### SEASON

Name, Year	Yards
1. Shay Hodge, 2009	1,135
2. Donte Moncrief, 2012	979
3. Chris Collins, 2003	949
4. Donte Moncrief, 2013	938
5. Willie Green, 1989	816
6. Chris Collins, 2002	812
7. LeMay Thomas, 1995	801
8. Mike Wallace, 2008	784
9. Michael Harmon, 1981	750
10. Shay Hodge, 2008	725

#### CAREER

Name, Years	Yards
1. Shay Hodge, 2006-09	2,646
2. Chris Collins, 2000-03	2,621
3. Donte Moncrief, 2011-13	2,371
4. Willie Green, 1986-89	2,274
5. Grant Heard, 1996-2000	2,029
6. J.R. Ambrose, 1984-87	2,012
7. Mike Wallace, 2005-08	1,910
8. Cory Peterson, 1996-99	1,842
9. Bill Flowers, 2001-04	1,795
10. Mike Espy, 2002-05	1,779

### TOUCHDOWNS

#### SEASON

Name, Year	No.
1. Donte Moncrief, 2012	10
Chris Collins, 2002	10
3. Grant Heard, 2000	9
Ken Toler, 1980	9
5. Shay Hodge, 2009	8
Shay Hodge, 2008	8
Roell Preston, 1994	8
Burney Veazey, 1972	8
Barney Poole, 1947	8
10. Mike Wallace, 2008	7
Chris Collins, 2003	7
Floyd Franks, 1970	7

## CAREER

Name, Years	No.
1. Chris Collins, 2000-03	24
2. Shay Hodge, 2006-09	22
3. Donte Moncrief, 2011-13	20
4. Grant Heard, 1996-2000	16
5. Mike Wallace, 2005-08	15
6. J.R. Ambrose, 1984-87	13
7. Burney Veazey, 1971-73	12
Willie Green, 1986-89	12
9. Vince Sanders, 2011-14	11
Barney Poole, 1947-48	11
Floyd Franks, 1968-70	11
Ken Toler, 1977-80	11
Pat Coleman, 1988-89	11
Roell Preston, 1993-94	11

## 100-YARD GAMES

### SEASON

Name, Year	No.
1. Donte Moncrief, 2013	5
Shay Hodge, 2009	5
3. Vince Sanders, 2014	4
Donte Moncrief, 2012	4
Mike Wallace, 2008	4
Chris Collins, 2003	4
Chris Collins, 2001	4
8. Laquon Treadwell, 2014	3
Evan Engram, 2014	3
Chris Collins, 2002	3

## CAREER

Name, Years	No.
1. Chris Collins, 2000-03	11
2. Donte Moncrief, 2011-13	9
3. Shay Hodge, 2006-09	6
Mike Wallace, 2005-08	6
5. Vince Sanders, 2011-14	4
Floyd Franks, 1968-70	4
7. Laquon Treadwell, 2013-14	3
Evan Engram, 2013-14	3
Ja-Mes Logan, 2010-13	3
Mario Hill, 2002-05	3
Cory Peterson, 1996-99	3
J.R. Ambrose, 1984-87	3

## ALL-PURPOSE RECORDS

### SINGLE GAME

Player, Opponent, Date	Rush	Rec	Ret	Total
1. Dexter McCluster, Tennessee, 11-14-2009	282	42	0	324
2. Deuce McAllister, Arkansas, 11-6-99	125	34	158	317
3. John Avery, Alabama, 10-25-97	148	10	152	292
4. Deuce McAllister, Alabama, 10-16-99	63	54	152	269
5. Dexter McCluster, Memphis, 9-3-2006	60	86	122	268
6. Dexter McCluster, Arkansas, 10-24-2009	123	137	0	260
7. Deuce McAllister, LSU, 10-30-99	140	16	102	258
8. Deuce McAllister, Auburn, 9-9-2000	104	1	152	257
Pat Coleman, Tulane, 10-21-89	0	92	165	257
10. Jeff Scott, Texas, 9-14-2013	164	6	73	243
Brandon Bolden, Fresno State, 9-25-2010	228	15	0	243
12. Dou Innocent, Mississippi State, 11-25-97	242	0	0	242
13. Randy Baldwin, Tulane, 9-29-90	241	0	0	241
14. Mike Wallace, Vanderbilt, 9-20-2008	0	36	202	238
15. Kayo Dottley, Chattanooga, 11-5-49	235	0	0	235
16. Kayo Dottley, TCU, 10-22-49	230	0	0	230
17. Dexter McCluster, Oklahoma State, 1-2-2010	184	45	0	229
Chris Collins, Kentucky, 9-29-2001	38	119	72	229
18. BenJarvus Green-Ellis, Missouri, 9-8-2007	226	0	0	226
19. Mike Wallace, Arkansas, 10-25-2008	17	120	85	222
20. Brandon Bolden, Louisiana-Lafayette, 11-6-2010	136	80	0	216
John Avery, Arkansas State, 10-26-96	65	31	120	216
Kayo Dottley, Mississippi State, 11-26-49	216	0	0	216

### SEASON

Player, Year	Rush	Rec	Ret	Total
1. Mike Wallace, 2008	92	784	861	1737
2. Dexter McCluster, 2009	1169	520	28	1717
3. Deuce McAllister, 1999	809	201	682	1692
4. Parker Hall, 1938	807	0	722	1529
5. Deuce McAllister, 2000	767	190	531	1488
6. Kayo Dottley, 1949	1312	29	22	1363
7. Jaylen Walton, 2013	523	322	515	1360
John Avery, 1996	788	99	473	1360
9. Brandon Bolden, 2010	976	344	0	1320
10. John Avery, 1997	862	113	315	1290
11. Dexter McCluster, 2008	655	625	0	1280
12. Junie Hovious, 1940	407	133	699	1239
13. Deuce McAllister, 1998	1082	154	0	1236
14. Doug Cunningham, 1966	653	132	438	1223
15. Pat Coleman, 1989	29	595	594	1218
16. Mike Wallace, 2007	0	716	483	1199
17. Pat Coleman, 1988	10	419	768	1197
18. Dou Innocent, 1994	910	206	74	1190
19. Paul Hofer, 1973	642	90	457	1189
20. Jaylen Walton, 2014	586	206	384	1176

### CAREER

Player, Years	Rush	Rec	Ret	Total
1. Deuce McAllister, 1997-2000	3060	616	1213	4889
2. Dexter McCluster, 2006-09	1955	1703	431	4089
3. Brandon Bolden, 2008-11	2604	807	270	3681
4. Jeff Scott, 2010-13	2297	408	963	3668
5. Mike Wallace, 2005-08	94	1910	1392	3396
6. Jaylen Walton, 2012-14	1227	585	1542	3354
7. Chris Collins, 2000-03	101	2621	552	3274
8. Mike Espy, 2002-05	45	1779	1416	3240
9. J.R. Ambrose, 1984-87	129	2012	1045	3186
10. Joe Gunn, 1998-2001	2749	374	0	3123
11. Doug Cunningham, 1964-66	840	259	1829	2928
12. Junie Hovious, 1938-41	1017	305	1578	2900
13. Freddie Lee Williams, 1976-79	1216	597	1059	2872
14. Dou Innocent, 1991-92; 1994-95	2322	392	121	2835
15. Kayo Dottley, 1947-50	2654	139	33	2826
16. Paul Hofer, 1972-75	1430	182	1133	2745
17. Michael Harmon, 1980-82	7	1760	908	2675
18. Ta'Boris Fisher, 1993-96	13	1511	1150	2674
19. John Avery, 1996-97	1650	212	788	2650
20. Shay Hodge, 2006-09	0	2646	0	2646



Deuce McAllister owns the Ole Miss career record for all-purpose yards, racking up 4,889 total yards from 1997-2000.



## SCORING RECORDS

### POINTS SCORED

#### SINGLE GAME

Player, Opponent, Date	TD	EP	FG	TP
1. Showboat Boykin, Mississippi State, 12-1-51	*†7	0	0	*†42
2. Jimmy Patton, Tulane, 10-17-53	4	2	0	26
3. Dexter McCluster, Tennessee, 11-14-2009	4	0	0	24
Randy Baldwin, Arkansas State, 9-22-90	4	0	0	24
Greg Ainsworth, Mississippi State, 11-25-72	4	0	0	24
Eddie Crawford, LSU, 11-3-56	4	0	0	24
7. Jonathan Nichols, Texas Tech, 9-27-2003	0	3	6	21
8. Archie Manning, LSU, 11-1-69	3	^1	0	20
Parker Hall, Centenary, 10-22-38	3	2	0	20
10. Bryson Rose, Louisiana-Lafayette, 11-6-2010	0	4	5	19
Ray Hapes, W. Tennessee Teachers, 9-28-35	3	1	0	19

#### SEASON

Player, Position, Year	TD	EP	FG	TP
1. Jonathan Nichols, PK, 2003	0	49	25	124
2. Bryson Rose, K, 2012	0	49	18	103
Joshua Shene, PK, 2008	0	52	17	103
4. Brandon Bolden, RB, 2010	17	0	0	102
Deuce McAllister, RB, 2000	17	0	0	102
6. Bryson Rose, K, 2010	0	43	16	91
7. Andrew Ritter, K, 2013	0	42	16	90
8. Joshua Shene, PK, 2009	0	43	15	88
9. Archie Manning, QB, 1969	14	^1	0	86
10. Jonathan Nichols, PK, 2002	0	40	15	85
11. John Dottley, FB, 1949	14	0	0	84
12. Jonathan Nichols, PK, 2004	0	19	20	79
13. Les Binkley, K, 1999	0	36	14	78
Deuce McAllister, RB, 1999	13	0	0	78
Randy Baldwin, HB, 1990	13	0	0	78

#### CAREER

Player, Position, Years	TD	EP	FG	TP
1. Jonathan Nichols, K, 2001-04	0	155	63	344
2. Joshua Shene, PK, 2006-09	0	139	57	310
3. Deuce McAllister, RB, 1997-2000	41	0	0	246
4. Bryson Rose, K, 2009-12	0	114	43	243
5. Brian Lee, K, 1989-92	0	84	41	207
6. Bryan Owen, K, 1985-88	0	92	38	206
7. Brandon Bolden, RB, 2008-11	33	0	0	198
8. Tim Montz, K, 1993-96	0	75	35	180
9. Hoppy Langley, KS, 1976-79	0	76	34	178
10. Joe Gunn, RB, 1998-2001	26	^1	0	158
Steve Lavinghouze, KS, 1972-75	0	71	29	158
12. Archie Manning, QB, 1968-70	25	2	0	154
13. Paige Cothren, FB, 1954-56	12	42	12	151
14. Chris Collins, WR, 2000-03	25	0	0	150
15. Les Binkley, K, 1999-2000	0	73	23	142
16. Randy Baldwin, HB, 1989-90	23	0	0	138
17. Todd Gatlin, K, 1980-82	0	62	24	134
Jimmy Keyes, MG, 1965-67	1	53	25	134
19. Tim Montz, K, 1994-95	0	49	28	133
20. John Fourcade, QB, 1978-81	22	0	0	132

\* NCAA Record † SEC Record ^ Two-point conversion

### POINTS KICKING

#### SINGLE GAME

Player, Opponent, Date	EPA — M	FGA — M	TP
1. Jonathan Nichols, Texas Tech, 9-27-2003	3 — 3	6 — 6	21
2. Bryson Rose, Louisiana-Lafayette, 11-6-10	4 — 4	5 — 5	19
3. Walter Grant, UT-Chattanooga, 9-11-93	4 — 4	4 — 4	16
Brian Lee, Tulane, 8-31-91	1 — 1	5 — 5	16
5. Bryan Owen, Kentucky, 10-11-86	3 — 3	5 — 4	15
6. Bryson Rose, Vanderbilt, 11-10-2012	2 — 2	5 — 4	14
Jonathan Nichols, Wyoming, 9-25-2004	2 — 2	4 — 4	14
Jonathan Nichols, Vanderbilt, 9-18-2004	2 — 2	4 — 4	14

9. Joshua Shene, LSU, 11-21-2009	1 — 1	5 — 4	13
Jonathan Nichols, Arkansas, 10-25-2003	1 — 1	4 — 4	13
Jonathan Nichols, Arkansas State, 10-11-2003	7 — 7	2 — 2	13
Jonathan Nichols, Vanderbilt, 9-21-2002	4 — 4	3 — 3	13
Todd Gatlin, LSU, 10-31-81	1 — 1	4 — 4	13
14. Bryson Rose, Arkansas, 10-27-2012	3 — 3	3 — 3	12
Joshua Shene, Arkansas, 10-24-2009	3 — 3	3 — 3	12
Les Binkley, West Virginia, 12-27-2000	3 — 3	3 — 3	12
Carlisle McGee, Arkansas State, 10-24-98	3 — 3	3 — 3	12
Tim Montz, Georgia, 9-23-95	0 — 0	4 — 4	12
Brian Lee, LSU, 10-31-92	3 — 3	4 — 3	12
Bryan Owen, Arkansas State, 9-21-85	1 — 0	4 — 4	12
Billy Carl Irwin, Memphis State, 9-19-64	3 — 3	3 — 3	12

#### SEASON

Player, Year	EPA — M	Pct	FGA — M	Pct	TP
1. Jonathan Nichols, 2003	49 — 49	1.000	29 — 25	.862	124
2. Bryson Rose, 2012	49 — 49	1.000	28 — 18	.643	103
Joshua Shene, 2008	52 — 52	1.000	21 — 17	.810	103
4. Bryson Rose, 2010	44 — 43	.977	18 — 16	.889	91
5. Andrew Ritter, 2013	45 — 42	.933	24 — 16	.667	90
6. Joshua Shene, 2009	45 — 43	.956	20 — 15	.750	88
7. Jonathan Nichols, 2002	40 — 40	1.000	20 — 15	.750	85
8. Jonathan Nichols, 2004	19 — 19	1.000	27 — 20	.741	79
9. Les Binkley, 1999	36 — 36	1.000	16 — 14	.875	78
10. Brian Lee, 1992	25 — 25	1.000	24 — 15	.625	70
11. Tim Montz, 1994	30 — 30	1.000	17 — 12	.706	66
12. Les Binkley, 2000	39 — 37	.949	13 — 9	.692	64
Brian Lee, 1991	26 — 25	.962	19 — 13	.684	64
14. Joshua Shene, 2006	20 — 20	1.000	17 — 14	.824	62
15. Walter Grant, 1993	24 — 23	.960	20 — 12	.600	59
Bryan Owen, 1987	24 — 23	.958	16 — 12	.750	59
17. Joshua Shene, 2007	25 — 24	.960	17 — 11	.647	57
18. Jonathan Nichols, 2001	49 — 47	.959	6 — 3	.500	56
Tim Montz, 1995	19 — 17	.895	19 — 13	.684	56
20. Cloyce Hinton, 1971	42 — 39	.929	13 — 5	.384	54

#### CAREER

Player, Years	EPA — M	Pct	FGA — M	Pct	TP
1. Jonathan Nichols, 2001-04	157 — 155	.987	82 — 63	.768	344
2. Joshua Shene, 2006-09	142 — 139	.979	75 — 57	.760	310
3. Bryson Rose, 2009-12	116 — 114	.983	57 — 43	.754	243
4. Brian Lee, 1989-92	87 — 84	.966	75 — 41	.547	207
5. Bryan Owen, 1985-88	98 — 92	.939	58 — 38	.655	206
6. Tim Montz, 1993-96	77 — 75	.974	51 — 35	.686	180
7. Hoppy Langley, 1976-79	82 — 76	.927	63 — 34	.540	178
8. Steve Lavinghouze, 1972-75	74 — 71	.959	53 — 29	.547	158
9. Les Binkley, 1999-2000	75 — 73	.973	29 — 23	.793	142
10. Todd Gatlin, 1980-82	67 — 62	.925	40 — 24	.600	134
11. Jimmy Keyes, 1965-67	55 — 53	.964	49 — 25	.510	128
12. Andrew Ritter, 2009-13	45 — 42	.933	24 — 16	.667	90
13. Bobby Khayat, 1957-59	62 — 55	.887	22 — 9	.409	82
14. Billy Carl Irwin, 1962-64	55 — 49	.891	18 — 10	.556	79
Paige Cothren, 1954-56	52 — 43	.827	27 — 12	.444	79
16. Cloyce Hinton, 1969-71	45 — 41	.911	32 — 12	.375	77
17. Perry King, 1968-69	49 — 44	.898	17 — 6	.353	62
18. Walter Grant, 1993	24 — 23	.958	20 — 12	.600	59
19. Bobby Oswald, 1946-48	75 — 54	.720	0 — 0	—	54
20. Jon Howard, 1984	16 — 13	.813	20 — 13	.650	52







## PATS ATTEMPTED

### SEASON

Name, Year	No.
1. Joshua Shene, 2008	52
2. Bryson Rose, 2012	49
Jonathan Nichols, 2003	49
Jonathan Nichols, 2001	49
5. Andrew Ritter, 2013	45
Joshua Shene, 2009	45
7. Bryson Rose, 2010	44
8. Cloyce Hinton, 1971	42
9. Jonathan Nichols, 2002	40
10. Les Binkley, 2000	39

### CAREER

Name, Years	No.
1. Jonathan Nichols, 2001-04	157
2. Joshua Shene, 2006-09	142
3. Bryson Rose, 2009-12	116
4. Bryan Owen, 1985-88	98
5. Brian Lee, 1989-92	87
6. Hoppy Langley, 1976-79	82
7. Tim Montz, 1993-96	77
8. Les Binkley, 1999-2000	75
9. Steve Lavinghouze, 1972-75	74
10. Todd Gatlin, 1980-82	67

## KICKOFF RETURN RECORDS

### SINGLE GAME

Player, Opponent, Date	No	Yds	Avg	LP	TD
1. Mike Wallace, Vanderbilt, 9-20-2008	6	202	33.7	98	1
2. Jeff Scott, LSU, 11-20-2010	7	188	26.9	41	0
3. Marshay Green, Florida, 9-22-2007	6	159	26.5	42	0
4. Deuce McAllister, Arkansas, 11-6-99	3	158	52.7	100	1
5. Deuce McAllister, Alabama, 10-16-99	6	152	25.3	46	0
6. Jesse Grandy, Auburn, 10-31-2009	5	150	30.0	82	1
7. Jesse Grandy, Auburn, 10-30-2010	7	148	21.1	32	0
8. Marshay Green, Missouri, 9-8-2007	6	146	24.3	30	0
9. Jesse Grandy, Mississippi State, 11-28-2009	7	143	20.4	30	0
10. Ronald McClendon, Texas Tech, 9-27-2003	5	141	28.2	41	0
11. Bryan Brown, South Carolina, 11-1-2003	6	134	22.3	36	0
John Avery, Alabama, 10-25-97	3	134	44.7	100	1
Doug Cunningham, Mississippi State, 12-5-64	3	134	44.7	81	1
14. Tobias Singleton, Alabama, 10-15-2011	5	131	26.2	47	0
15. Jason Armstead, Mississippi State, 11-22-2001	5	123	24.6	30	0
16. Dexter McCluster, Memphis, 9-3-2006	5	122	24.4	39	0
Tyrone Ashley, Alabama, 10-7-89	6	122	20.3	24	0
18. Jeff Scott, Mississippi State, 11-27-2010	4	121	30.3	33	0
19. John Avery, Arkansas State, 10-26-96	2	120	60.0	97	1
20. Pat Coleman, Tulane, 11-5-89	4	118	29.5	38	0

### SEASON

Player, Year	No	Yds	Avg	LP	TD
1. Mike Wallace, 2008	35	861	24.6	98	1
2. Jesse Grandy, 2009	29	746	25.7	88	2
3. Deuce McAllister, 1999	25	652	26.1	100	1
4. Jaylen Walton, 2012	26	643	24.7	100	1
5. Marshay Green, 2007	27	631	23.4	42	0
6. Jesse Grandy, 2010	30	627	20.9	51	0
7. Pat Coleman, 1988	28	560	20.0	35	0
8. Tyrone Ashley, 1989	26	530	20.4	90	1
9. Freddie Williams, 1979	26	528	20.3	46	0
10. Jason Armstead, 2001	19	524	27.6	93	1

11. Vincent Brownlee, 1991	22	518	23.5	48	0
12. Tobias Singleton, 2011	21	516	24.6	47	0
13. Jaylen Walton, 2013	25	515	20.6	52	0
14. Willie Goodloe, 1985	22	506	23.0	63	0
15. Mike Wallace, 2007	21	483	23.0	77	1
16. John Avery, 1996	17	473	27.8	100	2
17. Paul Hofer, 1973	19	457	24.1	45	0
18. Ronald McClendon, 2003	18	454	25.2	44	0
19. Doug Cunningham, 1965	18	450	25.0	66	0
20. Jeff Scott, 2010	15	416	27.7	41	0

### CAREER

Player, Years	No	Yds	Avg	LP	TD
1. Jaylen Walton, 2012-14	69	1542	22.3	100	1
2. Mike Wallace, 2005-08	60	1392	23.2	98	2
3. Jesse Grandy, 2009-10	59	1373	23.3	88	2
4. Paul Hofer, 1972-75	51	1133	22.2	45	0
5. Freddie Williams, 1976-79	51	1059	20.8	50	0
6. Tyrone Ashley, 1989-91	49	1043	21.3	90	2
7. Deuce McAllister, 1997-2000	45	992	22.0	100	1
8. Marshay Green, 2006-09	41	984	24.0	62	0
9. Willie Goodloe, 1984-87	48	977	20.4	63	0
10. Malvin Gipson, 1978-81	45	944	20.9	54	0
11. J.R. Ambrose, 1984-87	41	938	22.9	94	1
12. Pat Coleman, 1988-89	44	912	20.7	38	0
13. Doug Cunningham, 1964-66	35	888	25.4	81	1
14. Jason Armstead, 2001-02	38	878	23.1	93	1
15. John Avery, 1996-97	30	788	26.3	100	3
16. Mark Smith, 1992-95	26	734	28.2	55	0
17. Jeff Scott, 2010-13	33	714	21.6	41	0
18. Ronald McClendon, 2002-03	33	706	21.4	44	0
19. Vincent Brownlee, 1990-91	30	700	23.3	48	0
20. Michael Sweet, 1974-76	28	685	24.5	51	0

## PUNT RETURN RECORDS

### SINGLE GAME

Player, Opponent, Date	No	Yds	Avg	LP	TD
1. Jason Armstead, Memphis, 9-7-2002	8	157	19.6	62	1
2. Will Glover, Chattanooga, 11-15-47	4	151	37.8	75	1
3. Junie Hovious, Georgia, 10-12-40	4	145	36.3	96	1
4. Vincent Brownlee, Vanderbilt, 10-26-91	3	130	43.3	68	1
5. Jackie Flack, Union, 9-21-40	6	120	20.0	—	0
6. Vincent Brownlee, Arkansas, 9-22-90	5	118	23.6	89	1
7. Cory Peterson, SMU, 9-26-98	3	116	38.7	92	1
Doug Cunningham, Southern Miss, 10-15-66	8	116	14.5	57	1
9. Pat Coleman, Memphis State, 9-3-88	5	107	21.4	83	1
10. Marshay Green, Oklahoma State, 1-2-2010	4	106	26.5	63	0
11. Marshay Green, Mississippi State, 11-25-2006	5	105	21.0	47	1
12. Jason Armstead, Mississippi State, 11-28-2002	3	100	33.3	51	0

### SEASON

Player, Year	No	Yds	Avg	LP	TD
1. Junie Hovious, 1940	33	498	15.1	96	1
2. Junie Hovious, 1941	36	463	12.9	61	1
3. Doug Cunningham, 1965	33	395	11.9	75	1
4. Jason Armstead, 2002	32	383	12.0	62	1
5. Marshay Green, 2008	35	381	10.9	77	1
6. Tommy James, 1967	27	377	14.0	79	1
7. Mike Espy, 2003	43	369	8.6	37	0
8. Rick Kimbrough, 1973	20	368	18.4	67	0
9. Vincent Brownlee, 1990	33	366	11.1	89	1
Doug Cunningham, 1966	33	366	11.5	64	2
11. Ta'Boris Fisher, 1994	33	347	10.5	56	0
12. Germaine Kohn, 1992	34	332	9.8	57	1

13. Vincent Brownlee, 1991	28	331	11.8	68	1
14. Ta'Boris Fisher, 1993	29	330	11.4	77	1
15. Jerry Tiblier, 1948	9	269	29.9	80	2
16. Jackie Flack, 1940	18	268	14.9	—	0
17. Marshay Green, 2009	26	264	10.2	63	0
18. Bobby Knight, 1971	23	261	11.7	62	0
19. Ta'Boris Fisher, 1996	21	256	12.2	73	1
20. Pat Coleman, 1989	23	242	10.5	47	0

6. Vincent Brownlee, 1990-91	61	697	11.4	89	2
7. Bobby Knight, 1969-71	56	627	11.2	62	1
8. Jason Armstead, 2001-02	54	579	10.7	62	1
9. Rick Kimbrough, 1973-75	52	518	10.0	67	0
10. Willie Goodloe, 1984-87	64	505	7.9	62	1
11. Michael Harmon, 1979-82	70	492	7.0	54	1
12. Cory Peterson, 1996-99	51	460	9.0	92	1
13. Pat Coleman, 1988-89	44	450	10.2	83	1
14. Tim Moffett, 1981-84	42	418	10.0	66	1
15. Tommy James, 1965-67	31	389	12.5	79	1
16. Jackie Flack, 1940-41	27	383	14.2	—	0
17. Billy Mustin, 1946-49	19	342	18.0	65	2
18. Bobby Wilson, 1946-49	39	313	8.0	—	0
19. Charlie Conerly, 1946-47	28	298	10.3	—	0
20. Jerry Tiblier, 1947-48	11	273	24.8	80	2

## CAREER

Player, Years	No	Yds	Avg	LP	TD
1. Junie Hovious, 1938-41	84	1142	13.6	96	2
2. Ta'Boris Fisher, 1993-96	96	1065	11.1	77	2
3. Doug Cunningham, 1964-66	81	941	11.6	75	3
4. Marshay Green, 2006-09	93	917	9.9	77	3
5. Mike Espy, 2002-05	95	716	7.5	51	1

# PUNTING RECORDS

## SINGLE GAME

Player, Opponent, Date	No	Yds	Avg
1. Bill Smith, Southern Miss, 10-20-84	2	169	84.5
2. Jim Miller, Georgia, 10-6-79	1	65	65.0
3. Tyler Campbell, BYU, 9-3-2011	4	227	56.8
4. Tyler Campbell, Texas, 9-14-2013	3	165	55.0
Brett Brewer, Memphis State, 9-8-84	2	110	55.0
6. Randall Green, VMI, 9-7-96	1	54	54.0
Merle Hapes, Holy Cross, 11-9-40	3	162	54.0
8. Les Paslay, Mississippi State, 11-28-53	3	161	53.7
9. Tyler Campbell, Southeast Missouri, 9-7-2013	2	104	52.0
Bill Smith, Memphis State, 11-22-86	2	104	52.0
11. Tyler Campbell, Arkansas, 10-23-2010	6	311	51.8
12. Jim Miller, Memphis State, 9-15-79	6	310	51.7
Riley Myers, Chattanooga, 11-13-71	3	155	51.7
14. Jake Gibbs, LSU, 10-31-59	6	309	51.5
15. Bill Smith, Tennessee, 11-16-85	7	356	50.9
16. Tyler Campbell, Georgia, 9-24-2011	9	457	50.8
17. Jim Miller, Vanderbilt, 10-22-77	9	455	50.6
18. Julian Fagan, Southern Miss, 10-18-69	7	352	50.3
19. Justin Sparks, Alabama, 10-13-2007	3	150	50.0
Cody Ridgeway, Louisiana-Monroe, 8-31-2002	2	100	50.0

## SEASON

Player, Year	No	Yds	Avg
1. Merle Hapes, 1940	23	1123	48.7
2. Bill Smith, 1984	44	2099	47.7
3. Tyler Campbell, 2010	60	2782	46.4
4. Jim Miller, 1977	66	3029	45.9
5. Bill Smith, 1985	79	3581	45.3
6. Charlie Conerly, 1946	53	2399	45.3
7. Merle Hapes, 1941	37	1655	44.7
8. Jim Miller, 1979	53	2362	44.6
9. Tyler Campbell, 2013	51	2266	44.4
10. Bill Smith, 1986	57	2522	44.2
11. Cody Ridgeway, 2003	58	2561	44.2
12. Frank Lambert, 1964	50	2205	44.1
13. Tyler Campbell, 2009	43	1890	44.0
14. Tyler Campbell, 2011	72	3137	43.6
15. Jim Miller, 1978	76	3283	43.2
16. Will Gleeson, 2014	58	2491	42.9
17. Cody Ridgeway, 2004	65	2759	42.5
18. Cody Ridgeway, 2002	67	2840	42.4
19. Richard Chisolm, 1991	21	885	42.1
20. Julian Fagan, 1968	75	3120	41.6

## CAREER

Player, Position, Years	No	Yds	Avg
1. Merle Hapes, FB, 1939-41	69	3176	46.0
2. Tyler Campbell, P, 2009-13	226	10075	44.6
3. Bill Smith, P, 1983-86	254	11260	44.3
4. Jim Miller, P, 1976-79	266	11549	43.4
5. Charlie Conerly, HB, 1946-47	110	4731	43.0
6. Frank Lambert, P, 1962-64	93	3999	43.0
7. Will Gleeson, P, 2014	58	2491	42.9
8. Cody Ridgeway, P, 2001-04	238	10021	42.1
9. Julian Fagan, P, 1967-69	199	8269	41.5
10. Jim Broadway, P, 2012	57	2345	41.1
11. Will Moseley, P, 2005-06	21	858	40.9
12. Darryl Graham, P, 1980-82	172	6898	40.1
13. Chuck Norman, P, 1965-66	127	5088	40.1
14. Parker Hall, HB, 1938	53	2127	40.1
15. Richard Chisolm, P, 1991-92	83	3308	39.9
16. Justin Sparks, P, 2007-09	51	2023	39.7
17. Walter Grant, P, 1994	18	714	39.7
18. Lonny Calicchio, P, 1994-95	102	4018	39.4
19. Bill Farris, DE, 1975	69	2721	39.4
20. Charles Childers, P, 1987-90	231	9074	39.3

*NOTE: Blocked punts and loss of yardage credited to team rather than individual after the 1954 season. Averages for Hapes (3 blocked), Conerly (4), Wilson (2), Day (1), Hovious (5), and Dillard (1) adjusted to conform. Prior to 1965, punters not given credit for 20 yards (touchback) assessed when punt carried over goal line.*



## DEFENSIVE RECORDS

### INTERCEPTIONS

#### SINGLE GAME

Player, Opponent, Date	No	Yds	TD
1. Gary Hall, Tulane, 11-30-74	3	72	0
Glenn Cannon, LSU, 11-2-68	3	46	0
Todd Sandroni, Georgia, 10-1-88	3	33	1
Gerald Warfield, Houston, 10-22-66	3	29	0
Tommy Luke, Texas, 12-17-65	3	28	0
Ray Brown, Texas, 1-1-58	3	24	0
Don Price, Vanderbilt, 10-25-86	3	11	0
James Kelly, Arkansas, 10-25-52	3	7	0

#### SEASON

Player, Year	No	Yds	Avg	LP	TD
1. Senquez Golson, 2014	10	162	16.2	59	1
Bobby Wilson, 1949	10	70	7.0	25	0
3. Harry Harrison, 1972	9	129	14.3	32	0
4. Gerald Warfield, 1966	8	77	9.5	28	0
5. Junie Hovious, 1940	7	146	20.9	46	2
Parker Hall, 1938	7	128	18.3	51	0
Alundis Brice, 1993	7	98	14.0	45	2
Glenn Cannon, 1968	7	94	13.4	36	1
Ray Heidel, 1970	7	86	12.3	24	0
Glenn Cannon, 1969	7	63	9.0	36	1
Todd Sandroni, 1987	7	47	6.7	36	0
Todd Sandroni, 1988	7	33	4.7	27	1
Alundis Brice, 1994	7	29	4.1	26	0
14. Harry Harrison, 1973	6	110	18.3	24	0
Chauncey Godwin, 1989	6	91	15.2	58	1
Cody Prewitt, 2013	6	52	8.7	25	0
Von Hutchins, 2002	6	28	4.7	27	0
James Kelly, 1952	6	16	2.7	4	0

#### CAREER

Player, Years	No	Yds	Avg	LP	TD
1. Bobby Wilson, 1946-49	20	379	18.0	99	2
2. Glenn Cannon, 1967-69	19	180	9.5	36	2
3. Harry Harrison, 1971-73	16	242	15.1	32	0
Senquez Golson, 2011-14	16	232	14.5	59	1
5. Todd Sandroni, 1987-90	15	83	5.5	36	1
6. Junie Hovious, 1939-41	14	230	16.4	46	2
Alundis Brice, 1992-94	14	127	9.1	45	2
8. Cody Prewitt, 2011-14	12	174	14.5	75	1
9. Von Hutchins, 2000-03	11	51	4.6	27	0
10. Syniker Taylor, 1998-2001	10	188	18.8	65	1
Jimmy Patton, 1951-54	10	180	18.0	62	1
Chauncey Godwin, 1988-90	10	139	13.9	58	1
Tommy James, 1965-67	10	119	11.9	32	0
Ray Heidel, 1968-70	10	116	11.6	24	0
Travis Johnson, 2002-05	10	103	10.3	45	2
16. Merle Hapes, 1939-41	9	125	14.0	—	1
Gerald Warfield, 1964-66	9	77	8.6	28	0
Barry Wilburn, 1981-84	9	23	2.6	12	0
19. Charles Sawyer, 2010-13	8	154	19.2	96	1
John Blalack, 1954-56	8	128	16.0	29	1
Danny Boyd, 1992	8	122	15.3	75	1
Jack Reed, 1952-53	8	116	14.5	30	0
Jimmy Heidel, 1963-65	8	113	14.1	89	1
Paige Cothren, 1954-56	8	105	13.1	30	0
Anthony Magee, 1997-2000	8	72	9.0	28	0
James Kelly, 1951-52	8	48	6.0	4	0

† SEC Record    ^ Includes one fumble-interception

### TACKLES (SINCE 1968)

#### SEASON

Player, Position, Year	Solo	Assists	Total
1. Jeff Herrod, LB, 1986	81	87	168
2. James Stuart, LB, 1973	82	81	163
3. Jeff Herrod, LB, 1987	78	72	150
4. Abdul Jackson, LB, 1993	65	75	140
5. Abdul Jackson, LB, 1994	77	62	139
Thomas Hubbard, LB, 1981	89	50	139
7. Patrick Willis, LB, 2006	87	50	137
8. Jeff Herrod, LB, 1985	66	70	136
Elmer Allen, DT, 1971	88	48	136
10. Kem Coleman, LB, 1976	92	41	133

### YEAR-BY-YEAR TACKLE LEADERS

Year	Player	Solo	Assists	Total
2014	Mike Hilton	48	23	71
2013	Serderius Bryant	52	26	78
2012	Denzel Nkemdiche	37	45	82
2011	Mike Marry	46	35	81
2010	Jonathan Cornell	40	40	80
2009	Kendrick Lewis	57	27	84
2008	Kendrick Lewis	50	35	85
2007	Ashlee Palmer	50	39	89
2006	Patrick Willis	87	50	137
2005	Patrick Willis	90	38	128
2004	Charles Clark	57	19	76
2003	Eric Oliver	73	31	104
2002	Eric Oliver	80	49	129
2001	Eddie Strong	52	53	105
2000	Shawn Johnson	45	33	78
1999	Eddie Strong	49	23	72
1998	Armegis Spearman	43	41	84
1997	Broc Kreitz	55	41	96
1996	Nate Wayne	62	53	115
1995	Walker Jones	40	50	90
1994	Abdul Jackson	77	62	139
1993	Abdul Jackson	65	75	140
1992	Abdul Jackson	55	56	111
1991	Gary Abide	58	53	111
1990	Shawn Cobb	63	58	121
1989	Shawn Cobb	72	31	103
1988	Shawn Cobb	57	41	98
1987	Jeff Herrod	78	72	150
1986	Jeff Herrod	81	87	168
1985	Jeff Herrod	66	70	136
1984	Freddie Joe Nunn	53	70	123
1983	Thomas Hubbard	62	51	113
1982	Andre Townsend	81	30	111
1981	Thomas Hubbard	89	50	139
1980	Keith Fourcade	43	26	69
1979	John Peel	46	39	85
1978	Eddy Householder	50	47	97
1977	George Plasketes	75	36	111
1976	Kem Coleman	92	41	133
1975	Ben Williams	81	35	116
1974	Stump Russell	66	30	96
1973	James Stuart	82	81	163
1972	Mackey McKinzie	60	29	89
1971	Elmer Allen	88	48	136
1970	Fred Brister	58	44	102
1969	James Thomas	58	37	95
1968	Frank Trapp	55	46	101

## CAREER

Player, Position, Years	Solo	Assists	Total
1. Jeff Herrod, LB, 1984-87	256	272	528
2. Kem Coleman, LB, 1974-77	300	172	472
3. Abdul Jackson, LB, 1991-94	199	195	394
4. Ben Williams, DT, 1972-75	248	129	377
5. Thomas Hubbard, LB, 1981-83	209	147	356
6. Patrick Willis, LB, 2003-06	247	108	355
7. Shawn Cobb, LB, 1987-90	204	139	343
8. Eric Oliver, DB, 2001-04	221	107	328
9. James Stuart, DE-DT-LB, 1971-73	174	134	308
10. Eddie Strong, LB, 1998-99; 2001-02	176	130	306
11. Andre Townsend, DT, 1981-83	195	107	302
12. Freddie Joe Nunn, DE, 1981-84	147	154	301

## TACKLES FOR LOSS (SINCE 1983)

### SEASON

Player, Position, Year	TFLs
1. Cassius Ware, LB, 1993	21.0
2. Greg Hardy, DE, 2007	18.5
3. Peria Jerry, DT, 2008	18.0
Derrick Burgess, DE, 2000	18.0
Kendrick Clancy, DT, 1999	18.0
6. Andre Townsend, DT, 1983	17.0
7. Kendrick Clancy, DT, 1998	15.0
8. Jonathan Cornell, LB, 2010	14.0
Peria Jerry, DT, 2007	14.0
Kelvin Pritchett, DT, 1990	14.0

### CAREER

Player, Position, Years	TFLs
1. Derrick Burgess, DE, 1997-2000	42.0
2. Greg Hardy, DE, 2006-09	39.5
3. Cassius Ware, LB, 1992-93	34.0
4. Peria Jerry, DE-DT, 2005-08	33.0
Patrick Willis, LB, 2003-06	33.0
6. Jesse Mitchell, DT, 2000-03	31.5
Kendrick Clancy, DT, 1998-99	31.5
8. Dewayne Dotson, LB, 1992-93	30.0
9. Kelvin Pritchett, DT, 1988-90	29.0
10. Jonathan Cornell, LB, 2006-10	27.5
11. Issac Gross, DT, 2012-14	27.0

## SACKS

(SINCE 1983)

### SEASON

Player, Position, Year	Sacks
1. Greg Hardy, DE, 2007	10.0
Dewayne Dotson, LB, 1992	10.0
Phillip Kent, LB, 1990	10.0
4. Derrick Burgess, DE, 2000	9.5
5. Cassius Ware, LB, 1993	9.0
Andre Townsend, DT, 1983	9.0
7. Greg Hardy, DE, 2008	8.5
Renard Brown, DE, 1995	8.5
9. Cassius Ware, LB, 1992	8.0
Phillip Kent, LB, 1991	8.0
Kelvin Pritchett, DT, 1990	8.0

### CAREER\*

Player, Position, Years	Sacks
1. Greg Hardy, DE, 2006-09	26.5
2. Phillip Kent, LB, 1988-91	21.0
3. Kelvin Pritchett, DT, 1988-90	18.0
4. Derrick Burgess, DE, 1997-2000	17.5
5. Cassius Ware, LB, 1992-93	17.0
6. Dewayne Dotson, LB, 1992-93	15.0
7. Charlie Anderson, DE, 2000-03	12.5
8. C.J. Johnson, DE-LB, 2011-14	11.5
Peria Jerry, DE-DT, 2005-08	11.5
10. Patrick Willis, LB, 2003-06	11.0
11. Jesse Mitchell, DT, 2000-03	10.5
Eddie Strong, LB, 1998-2002	10.5

\* Ben Williams owns the all-time school record with 37.0 career sacks from 1972-75.



Dewayne Dotson (33) and Cassius Ware (40) formed a dynamic duo at inside linebacker for the Rebels from 1992-93. Ole Miss led the nation in total defense in 1993 (234.5 ypg) and ranked sixth in 1992 (264.5 ypg).



## TEAM OFFENSE RECORDS

### SINGLE GAME

#### TEAM SCORING

**Most Points:** 114 vs. Southwest Baptist\*, 10-29-1904  
**Most Touchdowns:** 14 vs. West Tenn., 9-28-35  
**Most TD Rushing:** 10 vs. West Tenn., 9-28-35  
**Most TD Passing:** 6 vs. Houston, 9-17-60; 6 vs. Arkansas, 11-3-2001  
**Most Conversions —**  
 Kicking: 9 vs. Vanderbilt, 10-27-79  
 Rushing: 3 vs. Chattanooga, 11-5-60  
 Passing: 3 vs. Chattanooga, 11-7-59  
**Consecutive PAT:** 9 vs. Vanderbilt, 10-27-79  
**Most Field Goals:** 6, vs. Texas Tech, 9-27-2003  
**Most Points in Tie:** 50 vs. Boston College, 10-14-49

#### MOST FIRST DOWNS

**Total:** 36 vs. Chattanooga, 11-13-71  
**Rushing:** 25 vs. Chattanooga, 11-13-71  
**Passing:** 23 vs. Texas Tech, 9-14-2002

#### TOTAL OFFENSE

**Most Plays:** 100 vs. Wyoming, 9-25-2004  
**Most Yards:** 751 vs. Troy, 11-16-2013

#### RUSHING

**Most Plays:** 80 vs. Mississippi State, 11-26-49  
**Most Yards:** 515 vs. Auburn, 11-10-51

#### PASSING

**Most Attempts:** 57 vs. Texas Tech, 9-14-2002  
**Most Completions:** 42 vs. Arkansas, 10-26-2002  
**Best Percentage: (Min. 10 Att.)** 95.0 (19-20) vs. Tulane, 11-6-82  
**Most Yards:** 436 (52-33) vs. Alabama, 10-4-69

#### PASS INTERCEPTIONS

**Fewest Had Intercepted:** 0 (set numerous times)  
**Most Had Intercepted:** 7 by Tennessee, 11-16-68; 7 by Georgia, 10-9-82  
**Most Yards Ints Ret.:** 157 by Kentucky, 10-1-49

#### TEAM PUNTING

**Most Punts:** 20 vs. LSU, 11-17-34  
**Fewest Punts:** 0, five times (MR: vs. Presbyterian, 11-8-2014)  
**Most Punting Yards:** 780 vs. LSU, 11-17-34  
**Best Punting Average:** 55.0 (3) at Texas, 9-14-2013

#### PUNT RETURNS

**Most Returns:** 13 vs. Union, 9-21-40  
**Most Yards:** 203 vs. Union, 9-21-40  
**Best Return Average (Min. 5 Returns):** 43.3 (3) vs. Vanderbilt, 10-26-91

#### KICKOFF RETURNS

**Most Returns:** 11 vs. Alabama, 9-23-89  
**Most Yards:** 234 vs. Alabama, 9-23-89

#### PENALTIES

**Most Against OM:** 19 vs. TCU, 10-22-49  
**Most Yards:** 182 vs. Kentucky, 10-25-54  
**Fewest Against OM:** 0, three times (MR: vs. ULL, 9-13-2014)  
**Fewest Yards:** 0, three times (MR: vs. ULL, 9-13-2014)

#### FUMBLES

**Most by OM:** 11 vs. Alabama, 1-1-64  
**Most Lost:** 8 vs. Tulane, 9-27-80  
**Fewest by OM:** 0 (set numerous times)  
**Fewest Lost:** 0 (set numerous times)  
**Most-Fewest Lost:** 6-0 vs. Chattanooga, 11-11-61; 6-0 vs. Vanderbilt, 10-22-77; 10-2 vs. George Washington, 10-9-36

\* Game stats incomplete

### THE REBEL RECORD

Total games played — 1,181 . . . . . Won — 645 . . . . . Lost — 501 . . . . . Tied — 35  
 Perfect Record Teams . . . . . 1962 (10-0-0)  
 Undefeated and Once Tied . . . . . 1960 (10-0-1)  
 Teams with One Defeat . . . . . 1893, 1894, 1895, 1898, 1903, 1910, 1948, 1952, 1955, 1957, 1959, 1963  
 Longest Undefeated Streak . . . . . 21 Games, 1959-61  
 Consecutive Victories . . . . . 13 Games, 1955-56  
 Consecutive Defeats . . . . . 7 Games, 1974, 2012  
 Consecutive Bowl Victories . . . . . 6, 2002-04-09-10-13-13  
 Consecutive Bowl Games . . . . . 15 Seasons—1957-71  
 Scoring— Consecutive Games . . . . . 151 Games, 1998-2013  
 Best Seasons . . . . . (10-0-0) 1962, (10-0-1) 1960, (10-1-0) 1955, (10-1-0) 1959, (10-3), 2003, (9-1-1) 1957, . . . . . (8-1-0) 1948, (8-1-2) 1952, (7-1-0) 1910, (7-1-2) 1963, (6-1-0) 1894, (9-2-0) 1954, (9-2-0) 1961  
 Top Scoring Teams . . . . . 2003, 442 points; 2008, 417; 2012, 409; 2001, 391; 2013, 390  
 Most Touchdowns . . . . . 2001, 55; 2008, 52; 2003, 52; 2012, 51; 2009, 49; 2013, 49; 2014, 49  
 Top Defensive Teams . . . . . 1910, 9 points; 1959, 21; 1963, 33; 1961-62, 40; 1966, 46  
 Most Points Allowed . . . . . 2010, 422 (12 games)  
 100th Victory . . . . . September 26, 1925, 53-0 vs. Arkansas Aggies  
 200th Victory . . . . . September 20, 1947, 14-7 vs. Kentucky  
 300th Victory . . . . . January 1, 1960 (Sugar Bowl), 21-0 vs. LSU  
 400th Victory . . . . . September 8, 1973, 24-6 vs. Villanova  
 500th Victory . . . . . September 5, 1992, 45-21 vs. Auburn  
 600th Victory . . . . . September 27, 2008, 31-30 at Florida

### SEASON

#### TEAM SCORING

Most Points . . . . .	442	2003
Fewest Points . . . . .	76	1946
Most Touchdowns . . . . .	55	2001
Most TD Rushing . . . . .	33	1959
Most TD Passing . . . . .	31	2001
Most TD Punt Returns . . . . .	3	1942-48
Most TD Kickoff Returns . . . . .	2	1935-70-96-2009
Most TD Pass Int. . . . .	4	1938
Most PAT . . . . .	52	2008
Most By Kicking . . . . .	52	2008
Most By Running . . . . .	3	1969
Most By Passing . . . . .	6	1959
Most Field Goals . . . . .	25	2003
Most Tie Games . . . . .	2	1933-36-52-63
Most Times Shut Out . . . . .	4	1936

#### MOST FIRST DOWNS

Rush-Pass-Penalty . . . . .	317	2013
By Rushing . . . . .	146	1957
By Passing . . . . .	167	2002
By Penalty . . . . .	27	1995

#### TOTAL OFFENSE

Most Plays . . . . .	1018	2013
Most Plays Averaged . . . . .	78.5	1970
Most Yards . . . . .	6153	2013
Most Yards Averaged . . . . .	473.3	2013

#### RUSHING

Most Plays . . . . .	593	1977
Most Plays Averaged . . . . .	58.2	1957
Most Yards . . . . .	3063	1957
Most Yards Averaged . . . . .	306.3	1957

#### PASSING

Most Attempts . . . . .	490	2013
Most Completions . . . . .	310	2013
Best Percentage . . . . .	.64.2	1997
Most Yards . . . . .	3718	2003
Most Yards Averaged . . . . .	.286.0	2003
Most Scoring Passes . . . . .	31	2001, 2003

#### PASS INTERCEPTIONS

Fewest Had Intercepted . . . . .	5	1957
Fewest Yards Returned . . . . .	23	1940
Most Had Intercepted . . . . .	21	1970
Most Yards Returned . . . . .	412	1949

#### TEAM PUNTING

Most Punts . . . . .	96	1938
Fewest Punts . . . . .	39	1954-56
Most Punting Yards . . . . .	3745	1940
Best Average . . . . .	46.2	2010
Most Punts Had Blocked . . . . .	4	1940

#### PUNT RETURNS

Most Punt Returns . . . . .	56	1940
Most Return Yards . . . . .	837	1940
Best Return Average . . . . .	18.8	1948

#### KICKOFF RETURNS

Most Kickoff Returns . . . . .	59	2007
Most Return Yards . . . . .	1268	2007
Best Return Average . . . . .	24.4	2001

#### PENALTIES

Most Penalties . . . . .	96	1949
Most Yards Penalized . . . . .	929	1994
Fewest Penalties . . . . .	31	1939
Fewest Yards Penalized . . . . .	356	1982

#### FUMBLES

Most by Ole Miss . . . . .	53	1949
Most Lost . . . . .	31	1976
Fewest by Ole Miss . . . . .	8	1993
Fewest Lost . . . . .	3	1993

## TEAM DEFENSE RECORDS

### SINGLE GAME

#### OPPOSITION SCORING

**Most Points:** 66 by Texas, 9-15-2012  
**Fewest Points:** 0 in 118 games, 1933-2014  
**Most Touchdowns:** 9 by Texas, 9-15-2012  
**Most TD Rushing:** 7 by Tennessee 11-17-51, 7 by Alabama, 9-20-80; 7 by Arkansas, 11-3-2001  
**Most TD Passing:** 6 by Texas Tech, 9-27-2003  
**Most TD Punt Returns:** 3 by LSU, 12-5-70  
**Most PAT:** 9 by Texas, 9-15-2012

#### OPPOSITION FIRST DOWNS

**Most:** 39 by Auburn, 10-5-85  
**Fewest:** 1 by Sewanee, 11-12-38; 1 by Union, 9-21-40; 1 by South Carolina, 10-4-47; 1 by Chattanooga, 11-11-61; 1 by South Carolina, 9-23-72  
**Most Rushing:** 28 by Auburn, 10-5-85  
**Fewest Rushing:** 0 by Sewanee, 11-12-38; 0 by Chattanooga, 11-11-61; 0 by Memphis State, 9-19-64; 0 by South Carolina, 9-23-72  
**Most Passing:** 32, Texas Tech, 9-27-2003  
**Fewest Passing:** 0 by 15 teams  
**Most Penalty:** 5 by South Carolina, 10-18-75; 5 by Memphis, 9-27-2014

#### OPPOSITION TOTAL OFFENSE

**Most Plays:** 106 by Arkansas, 11-3-2001  
**Fewest Plays:** 24 by South Carolina, 10-4-47  
**Most Yards:** 713 by Texas Tech, 9-27-2003  
**Fewest Yards:** 0 by Sewanee, 11-12-38

#### OPPOSITION RUSHING

**Most Plays:** 82 by Auburn, 10-5-85  
**Fewest Plays:** 17 by Texas Tech, 9-27-2003  
**Most Yards:** 531 by Alabama, 10-2-71  
**Fewest Yards:** -64 by Mississippi State, 11-28-2008; -16 by Auburn, 9-5-92; -15 by Florida, 9-28-46; -15 by LSU, 1-1-60 (Sugar Bowl); -13 by Troy, 11-16-2013

#### QUARTERBACK SACKS

**Most Sacks by OM:** 11 vs. Mississippi State, 11-28-2008

#### OPPOSITION PASSING

**Most Passes:** 64 by Texas Tech, 9-27-2003; 61 by Memphis, 9-1-2007; 59 by Tulane, 10-9-99; 58 by Texas Tech, 1-2-2009  
**Fewest Passes:** 2 by Tulane, 9-26-36; 2 by Tulane, 10-28-39; 2 by George Washington, 10-9-36; 2 by LSU, 10-29-60  
**Most Completions:** 44 by Texas Tech (64), 9-27-2003; 42 by Texas A&M (53), 10-11-2014; 41 by Memphis (61), 9-1-2007  
**Fewest Completions:** 0 by 5 teams  
**Best Percentage:** 100.0 by Georgia (6-6), 10-9-71  
**Most Yards Passing:** 661 by Texas Tech, 9-27-2003; 401 by Texas A&M, 10-11-2014; 390 by Fresno State, 9-25-2010  
**Fewest Yards Passing:** 0 by 8 teams; 3 by Kentucky (3 comp.), 9-29-56

#### PASS INTERCEPTIONS

**Most Intercepted by OM:** 7 vs. Southwestern, 10-7-39; 7 vs. Houston, 10-22-66  
**Most Return Yards:** 134 vs. George Washington, 10-29-38

#### OPPOSITION PUNTING

**Most Punts:** 18 by Union, 9-21-40  
**Fewest Punts:** 1 by LSU, 11-3-45; 1 by Tulane, 11-6-82; 1 by South Carolina, 10-4-2008; 1 by Mississippi State, 11-28-2009; 1 by Auburn, 10-30-2010, 1 by Alabama, 10-15-2011; 1 by LSU, 11-19-2011; 1 by Texas, 9-15-2012; 1 by Texas A&M, 10-6-2012; 1 by Texas A&M, 10-12-2013  
**Most Yards Punted:** 714 by LSU, 11-17-34

**Fewest Yards Punted:** 9 by South Carolina, 10-4-2008  
**Best Punting Avg. (7):** 54.9 by Southern Miss, 9-30-72  
**Most Had Blocked:** 2 vs. Tennessee, 11-8-47; 2 vs. Memphis State, 9-16-49; 2 vs. Vanderbilt, 10-10-53; 2 vs. Tulane, 10-17-53

#### OPPOSITION PUNT RETURNS

**Most Punt Returns:** 9 by LSU, 11-17-34; 9 by Missouri, 9-9-2006  
**Fewest Punt Returns:** 0 by 66 teams  
**Most Return Yards:** 177 by Georgia, 10-12-74  
**Best Return Average:** 57.5 (2) by Tennessee, 11-14-81  
**Fewest Return Yards:** -16 by LSU, 11-1-69  
**Lowest Return Average:** -5.3 by LSU, 11-1-69  
**Most Returns-Fewest Yards:** 4 (-15) by Mississippi State, 11-20-76; 3 (-12) by Tennessee, 11-13-2010; 4 (-6) by Mississippi State, 11-23-91; 4 (-2) by Mississippi State, 11-25-99

#### OPPOSITION KICKOFF RETURNS

*(Minimum of 3)*  
**Most Kickoff Returns:** 9 by Memphis State, 9-19-52; 9 by Texas Tech, 9-27-2003  
**Fewest Kickoff Returns:** 0 by 10 teams  
**Most Return Yards:** 243 by Vanderbilt, 9-21-2002  
**Fewest Return Yards:** -1 by Tennessee, 11-18-72; 0 by Alabama, 10-16-99; 2 by Arkansas, 10-20-2007; 4 by Arkansas, 10-27-2012  
**Best Return Average:** 59.5 by Arkansas, 10-21-2006  
**Lowest Return Average:** -0.5 by Tennessee, 11-18-72

#### OPPOSITION PENALTIES

**Most Penalties:** 15 by Alabama, 10-21-95  
**Fewest Penalties:** 0 by Chattanooga, 11-8-69; 0 by Alabama, 9-10-77; 0 by Memphis State, 9-4-82; 0 by ULL, 9-13-2014  
**Most Yards:** 145 by Auburn, 11-1-2014  
**Fewest Yards:** 0 by Chattanooga, 11-8-69; 0 by Alabama, 9-10-77; 0 by Memphis State, 9-4-82; 0 by ULL, 9-13-2014  
**Fewest Penalties – Most Yards:** 1-36 by LSU, 11-2-68

#### OPPOSITION FUMBLES

**Most Fumbles:** 11 by Boston College, 10-5-51; 11 by Memphis State, 9-4-76  
**Fewest Fumbles:** 0 in 75 games  
**Most Fumbles Lost:** 7 by Boston College, 10-5-51; 7 by Memphis State, 9-18-71  
**Fewest Fumbles Lost:** 0 in 174 games  
**Most Fumbles – Most Lost:** 9 (-7) by Memphis State, 9-18-71; 11(-6) by Memphis State, 9-4-76  
**Most – Fewest Lost:** 7 (-1) by Florida, 9-28-46; 8 (-2) by Tennessee, 11-15-75; 8 (-2) by Tulane, 8-31-91  
**Fewest, Both Teams:** 0 vs. Mississippi State, 11-25-44; 0 vs. Tennessee, 11-17-73; 0 vs. Mississippi State, 11-29-97; 0 vs. Alabama, 10-10-98; 0 vs. Arkansas State, 9-11-99; 0 vs. Arkansas, 11-6-99; 0 vs. Mississippi State, 11-22-2001; 0 vs. LSU, 11-22-2003; 0 vs. Memphis, 9-4-2004, 0 vs. Georgia, 9-30-2006; 0 vs. Northwestern State, 11-3-2007; 0 vs. Memphis, 8-30-2008; 0 vs. Arkansas, 10-25-2008; 0 vs. UAB, 10-17-2009; 0 vs. Tennessee, 11-14-2009; 0 vs. Georgia, 9-24-2011; 0 vs. Kentucky, 11-5-2011

### SEASON

#### OPPOSITION SCORING

Most Points	422	2010
Fewest Points	21	1959
Most Touchdowns	52	2010
Fewest Touchdowns	3	1959
Most TD Rushing	29	1979
Fewest TD Rushing	0	1963
Most TD Passing	26	2003
Fewest TD Passing	1	1956, 1957 1959, 1961
Most TD Punt Returns	4	1970
Most TD Kickoff Returns	3	1939, 1951 1952, 1968 1976, 1977
Most TD Pass Interceptions	3	2005, 2010
Most TD Int. Fumbles	2	1941, 1949
Most PAT	48	2011
Fewest PAT	2	1954
Most Times Opp. Shut Out	7	1933, 1959

#### OPPOSITION FIRST DOWNS

Most First Downs	295	1983
Fewest First Downs	71	1963
Most FD Rushing	164	1983
Fewest FD Rushing	41	1963
Most FD Passing	153	2003
Fewest FD Passing	23	1963
Most FD Penalty	48	1983
Fewest FD Penalty	2	1956

#### OPPOSITION TOTAL OFFENSE

Most Plays	917	2013
Fewest Plays	439	1963
Most Yards (Net)	5081	2007
Most Yards Averaged	423.4	2007
Fewest Yards (Net)	1221	1963
Fewest Yards Averaged	135.1	1963

#### OPPOSITION RUSHING

Most Plays	606	1981
Fewest Plays	300	1962
Most Yards (Net)	2815	1980
Most Yards Averaged	255.5	1980
Fewest Yards (Net)	610	1962
Fewest Yards Averaged	67.8	1962

#### OPPOSITION PASSING

Most Attempts	454	2003
Fewest Attempts	118	1956
Most Completions	268	2012
Fewest Completions	44	1957
Highest Percentage	63.1	2007
Lowest Percentage	31.8	1950
Most Yards	3589	2003
Fewest Yards	500	1957

#### OPPOSITION PENALTIES

Most Against	101	1995
Most Yards Against	892	1995
Fewest Against	23	1948
Fewest Yards Against	195	1939

#### PASS INTERCEPTIONS

Most Opp. Passes Int.	28	1940
Fewest Opp. Passes Int.	3	2006
Most Return Yards	431	1938
Fewest Return Yards	54	1989, 2006



## OPPOSITION PUNTING

Most Punts	113	1940
Fewest Punts	50	1982, 2006, 2007
Most Yards Punted	4165	1940
Fewest Yards Punted	1859	2006
Best Punting Avg.	43.6	2003, 2014
Lowest Punting Avg.	32.5	1959
Most Punts Had Blocked	5	1947, 1953

## OPPOSITION PUNT RETURNS

Most Punt Returns	52	1938
Fewest Punt Returns	6	1961
Most Yards Punt Returns	509	1946
Fewest Yards Punt Returns	27	1961
Best Return Average	14.6	1949
Lowest Return Average	2.3	1990

## OPPOSITION KICKOFF RETURNS

Most Kickoff Returns	63	2008
Fewest Kickoff Returns	15	1946, 2005
Most Yards Kickoff Returns	1411	2009
Fewest Yards Kickoff Returns	247	2005
Best Return Average	31.9	1946
Lowest Return Average	12.7	1948

## OPPOSITION FUMBLES

Most Fumbles	47	1951, 1976
Most Fumbles Lost	29	1971
Fewest Fumbles	16	2007
Fewest Fumbles Lost	3	1995

## ALL-TIME FINAL NATIONAL RANKINGS

Season	AP	UPI	INS	FWAA	USA Today/ESPN
1941	17	—	—	—	—
1947	13	—	—	—	—
1948	15	—	—	—	—
1952	7	7	7	—	—
1954	6	6	6	—	—
1955	10	9	9	—	—
1957	7	8	8	—	—
1958	11	12	—	—	—
1959	2	2	—	2	—
1960	2	3	—	1	—
1961	5	5	—	—	—
1962	3	3	—	3	—
1963	7	7	—	—	—
1964	—	20	—	—	—
1965	—	17	—	—	—
1966	—	12	—	—	—
1969	8	13	—	—	—
1970	20	—	—	—	—
1971	15	20	—	—	—
1990	21	23	—	—	21
1992	16	16	—	—	16
1997	22	—	—	—	22
1999	22	—	—	—	22
2003	13	—	—	—	14
2008	14	—	—	—	15
2009	20	—	—	—	21
2014	17	—	—	—	19

## THE PERFECT TEAM

1962 ... The year stands as a benchmark of change in the life of Ole Miss.

Legendary Rebel Head Coach John Vaught and his football team not only put together the only perfect season in the history of Ole Miss football, but they also captured the Billingsley, Litkenhous and Sagarin ratings national titles and their fifth SEC championship. The season's highlight came when the Rebels were invited to the prestigious Sugar Bowl, where they defeated the Arkansas Razorbacks 17-13. Vaught garnered SEC Coach of the Year honors.

Those associated with the 1962 team donated the funds for the "Walk of Champions" arch, located at the entrance to the Grove near the Student Union plaza. The site is the route for the football team's traditional "walk through The Grove" on game days. It was dedicated in the fall of 1998.

The purpose of the arch is to remind all athletes that they play for national championships, SEC championships and Ole Miss pride. The names of the coaches,

players, trainers and managers who won the hearts of Rebel fans with their spirit and tenacity are listed on a plaque.

"Joe Wilkins, Larry 'Leo' Johnson and I first discussed the idea of an arch in the fall of 1997 while we were visiting in the Grove, and we agreed to pursue it," said Samuel W. Owen of Nashville, a member of the 1962 team. "We want the arch to stand as a symbol of what can be accomplished with teamwork, loyalty and trust."





## TOP TEAM PERFORMANCES

### TOTAL OFFENSE

#### SINGLE GAME

Opponent, Date	Total Plays	Total Gain	Play Avg	TD
1. Troy, 11-16-2013	93	751	8.1	7
2. Presbyterian, 11-8-2014	66	640	9.7	7
3. Auburn, 11-10-51	62	623	10.1	6
4. Louisiana-Monroe, 9-13-2003	77	612	7.9	7
5. Alabama, 10-4-69	80	609	7.6	5
6. Chattanooga, 11-13-71	95	601	6.3	7
7. Arkansas State, 9-16-89	73	591	8.1	4
8. Boston College, 10-7-50	75	589	7.8	8
9. Chattanooga, 11-5-49	67	585	8.7	7
10. Arkansas State, 10-11-2003	83	582	7.0	7
11. Fresno State, 9-25-2010	59	578	9.8	6
Texas Tech, 9-27-2003	83	578	7.0	3
13. Memphis State, 9-13-80	85	576	6.8	9
14. Idaho, 10-26-2013	74	572	7.7	7
15. Mississippi State, 11-27-69	87	571	6.6	6
16. Wyoming, 9-25-2004	100	567	5.7	3
17. UCA, 9-1-2012	78	565	7.2	7
18. Mississippi State, 11-26-49	90	558	6.2	4
19. Louisiana-Lafayette, 9-13-2014	71	554	7.8	8
20. Arkansas, 10-24-2009	80	553	6.9	3

#### SEASON

Year	Total Plays	Total Gain	Game Avg	Play Avg	TD
1. 2013	1018	6153	473.3	6.0	48
2. 2003	940	5631	433.2	6.0	49
3. 2012	962	5509	423.8	5.7	49
4. 1961	674	4192	419.2	6.3	44
5. 2014	904	5448	419.1	6.0	49
6. 2001	839	4565	415.0	5.4	55
7. 2008	860	5299	407.6	6.2	52
8. 2009	880	5231	402.4	5.9	49
9. 2010	826	4798	399.8	5.8	46
10. 1998	821	4320	392.7	5.3	30
11. 1980	829	4286	389.6	5.2	36
12. 1954	664	3875	387.5	5.8	41
13. 1949	679	3864	386.4	5.7	34
14. 1969	779	3862	386.2	5.0	39
15. 1952	748	3833	383.3	5.1	34
16. 1997	759	4166	378.7	5.5	30
17. 1990	748	4103	373.0	5.5	36
18. 1951	701	3726	372.6	5.3	38
19. 1959	698	3686	368.6	5.3	43
20. 1999	717	4053	368.5	5.7	36

### SCORING

#### SINGLE GAME

Opponent, Date	TD	EP	FG	TP
1. Southwest Baptist, 10-29-1904	—	—	—	114
2. W. Tenn. Teach., 9-28-35	14	8	0	92
3. Southern Miss, 10-18-69	9	7	2	#69
4. Vanderbilt, 10-27-79	9	9	0	63
5. Memphis State, 9-13-80	9	7	0	61
6. Idaho, 10-26-2013	8	8	1	59
Louisiana-Monroe, 11-15-2008	8	8	1	59
Louisiana-Monroe, 9-13-2003	8	8	1	59
Southern Illinois, 9-10-94	8	8	1	59
10. Louisiana-Lafayette, 9-13-2014	8	8	0	56
Arkansas, 11-3-2001	8	4	1	56

Indiana State, 9-9-95	8	8	0	56
Houston, 11-8-58	8	8	0	56
14. Fresno State, 9-25-2010	7	7	2	55
Arkansas State, 10-11-2003	7	7	2	55
16. Chattanooga, 11-11-61	8	6	0	54
Memphis State, 9-19-52	8	6	0	54
Boston College, 10-7-50	8	6	0	54
19. Tulane, 10-17-59	7	11	0	53
20. Southeastern Louisiana, 9-19-2009	7	7	1	52
Arkansas State, 10-12-2002	7	7	1	52
Villanova, 10-2-54	8	4	0	52
Chattanooga, 11-10-52	7	6	0	*52
Chattanooga, 11-15-47	8	4	0	52

# Total includes safety

\* Total includes two safeties

#### SEASON

Year	TD	EP	FG	TP
1. 2003	52	49	25	442
2. 2008	52	52	17	417
3. 2012	51	49	18	409
4. 2001	55	48	3	391
5. 2013	49	44	16	390
6. 2009	49	45	15	384
7. 2014	49	47	9	368
8. 2010	46	43	16	367
9. 2002	43	42	15	351
10. 1959	45	34	5	329
11. 1961	47	33	3	326
12. 1971	44	40	5	322
13. 2000	41	37	9	314
14. 1969	42	29	7	307
15. 1999	36	36	14	296
16. 1935	44	28	0	292
17. 1970	39	32	5	285
18. 1954	42	27	0	283
19. 1989	34	32	10	267
20. 1960	37	26	4	266

\* Two touchdowns scored on recovered fumbles

### RUSHING

#### SINGLE GAME

Opponent, Date	No	Net	Avg	TD
1. Auburn, 11-10-51	53	515	9.7	5
2. Memphis State, 9-21-51	74	464	6.3	5
3. Chattanooga, 11-10-62	69	454	6.6	6
4. Union, 9-21-40	54	449	8.5	6
5. Vanderbilt, 10-27-79	72	443	6.2	9
6. Tennessee, 11-12-77	74	433	5.9	6
7. Boston College, 10-7-50	59	429	7.3	6
8. Fresno State, 9-25-2010	47	425	9.0	4
9. Chattanooga, 11-5-49	52	419	8.1	5
10. Tennessee, 11-5-75	68	417	6.1	2
11. Tulane, 10-11-57	60	416	6.9	6
12. Memphis State, 11-5-55	51	413	8.1	6
13. Memphis State, 19-22-50	75	412	5.5	5
14. Mississippi State, 11-25-72	74	409	5.5	6
15. Mississippi State, 11-26-49	80	404	5.1	4

#### SEASON

Year	No	Net	Game Avg	Play Avg	TD
1. 1957	582	3063	306.3	5.3	24
2. 1951	559	2796	279.6	5.0	28
3. 1949	531	2529	252.0	4.8	27
4. 1952	578	2429	242.9	4.2	27
5. 1962	467	2152	239.1	4.6	17
6. 1959	528	2391	239.1	4.5	33
7. 1961	472	2365	236.5	5.0	25
8. 1954	489	2321	232.1	4.7	31
9. 1950	541	2303	230.3	4.3	20
10. 1955	472	2294	229.4	4.9	20
11. 1960	475	2283	228.3	4.8	18
12. 1971	580	2394	217.6	4.1	26
13. 1977	593	2342	212.9	3.9	20
14. 1979	555	2334	212.2	4.2	26
15. 1939	399	1898	210.9	4.7	21

### PASSING

#### SINGLE GAME

Opponent, Date	A	C	Yds	TD
1. Alabama, 10-4-69	52	33	436	2
2. Arkansas, 11-9-2013	38	29	428	3
3. Arkansas, 10-26-2002	56	42	414	2
4. Arkansas State, 9-16-89	35	23	412	3
5. Texas Tech, 9-27-2003	49	29	409	3
6. Vanderbilt, 11-10-2012	50	31	403	1
7. South Carolina, 11-1-2003	42	30	391	3
8. Arkansas State, 10-11-2003	40	27	390	4
9. Boise State, 8-28-2014	36	25	387	4
Louisiana-Monroe, 9-13-2003	30	24	387	4
11. Vanderbilt, 9-21-2002	41	24	386	2
12. Tennessee, 11-13-82	50	37	381	2
13. Texas Tech, 9-14-2002	57	39	374	3
14. Memphis State, 9-8-90	37	18	373	2
15. Troy, 11-16-2013	32	20	369	4
16. Vanderbilt, 9-6-2014	38	28	367	1
17. Mississippi State, 11-26-88	41	21	361	4
18. SMU, 9-26-98	51	32	351	1
Houston, 10-14-61	21	16	351	5
20. LSU, 10-19-2013	41	31	349	1

#### SEASON

Year	A	C	Yards	Pct	Game Avg	TD
1. 2003	449	282	3718	62.8	286.0	31
2. 2013	490	310	3683	63.3	283.3	24
3. 2001	417	263	2978	63.1	270.7	31
4. 2002	486	283	3437	58.2	264.4	21
5. 2014	428	258	3427	60.3	263.6	24
6. 2012	411	261	3249	63.5	249.9	24
7. 1997	352	228	2667	64.8	242.5	12
8. 2008	340	190	2875	55.9	221.2	27
9. 1995	365	214	2431	58.6	221.0	14
10. 1989	324	175	2426	54.0	220.5	11
11. 2009	377	205	2844	54.4	218.8	20
12. 1969	333	183	2174	55.0	217.4	10
13. 1998	355	196	2382	55.2	216.5	11
14. 1982	364	215	2375	59.1	215.9	12
15. 2007	390	199	2565	51.0	213.8	17
16. 2005	371	197	2293	53.1	208.5	9
17. 1988	354	174	2255	49.2	205.0	15
18. 2000	329	178	2202	54.1	200.2	19
19. 1987	357	194	2165	54.0	196.8	11
20. 2010	330	185	2307	56.1	192.2	14



## TOTAL DEFENSE

### SINGLE GAME

Opponent, Date	Total Plays	Net Rush—Pass	Total Yds
1. Sewanee, 11-12-38.....	34	0 — 0	0
2. Centenary, 10-14-39.....	41	13 — 2	15
3. Union, 9-21-40.....	33	19 — 0	19
4. Mississippi State, 11-28-2008.56	(-64)	—88	24
Tennessee, 11-12-60.....	42	16 — 8	24
6. Vanderbilt, 10-13-56.....	36	3 —32	35
7. South Carolina, 10-4-47.....	24	30 — 8	38
8. Mississippi State, 11-26-66...51	2	—40	42
9. Chattanooga, 12-2-61.....	35	42 — 5	47
Memphis State, 9-19-64.....	20	(-5) —52	47
11. W. Tenn. Teachers, 11-18-39.39	(-15)	—63	48
12. Vanderbilt, 9-18-93.....	50	32 —19	51
Southwestern, 10-14-41....	39	9 —42	51
Tulane, 10-16-54.....	48	13 —38	51
South Carolina, 9-23-72....	48	27 —24	51

### SEASON

Year	Total Plays	Total Gain	Game Avg	Play Avg	+TD
1. 1963.....	439	1221	135.7	2.8	3
2. 1962.....	446	1280	142.2	2.8	5
3. 1939.....	444	1293	143.7	2.9	8
4. 1961.....	527	1453	145.3	2.7	3
5. 1959.....	517	1472	147.2	2.9	2
6. 1960.....	542	1675	167.5	2.3	8
7. 1954.....	536	1723	172.3	3.2	6
8. 1966.....	620	1751	175.1	2.8	6
9. 1941.....	532	1672	185.8	3.1	7
10. 1947.....	541	1931	193.1	3.6	14
11. 1956.....	572	1955	195.5	3.4	9
12. 1946.....	461	1786	198.4	3.9	20
13. 1938.....	626	2194	199.4	3.6	14

+ Touchdowns allowed by rush-pass plays

## OPPOSITION SCORING

### SEASON

Year	TD	EP	FG	TP
1. 1910.....	1	1	1	9
2. 1959.....	3	3	0	21
3. 1963.....	4	3	2	33
4. 1961.....	4	4	4	40
1962.....	6	4	0	40
6. 1966.....	6	5	1	*46
7. 1954.....	7	2	1	47
8. 1957.....	8	4	0	52
9. 1960.....	9	5	1	64
1939.....	10	4	0	64
11. 1958.....	10	4	0	65
12. 1935.....	9	6	0	66
13. 1941.....	+10	4	1	67
14. 1933.....	12	7	0	79

\* Total includes safety

+ Two touchdowns scored by interception fumble

## OPPOSITION RUSHING

### SINGLE GAME

Opponent, Date	No	Gain	Loss	Net
1. Mississippi State, 11-28-2008..27	62	126	-64	
2. Vanderbilt, 10-24-70.....	29	45	67	-22
3. W. Tenn. Teachers, 11-18-39...23	35	50	-15	
LSU, 1-1-60 Sugar Bowl.....	32	49	64	-15
5. Troy, 11-16-2013.....	22	47	60	-13
6. Memphis, 9-4-99.....	30	62	70	-8
Florida, 9-28-46.....	32	75	83	-8
8. Memphis State, 9-19-64.....	25	59	64	-5
9. Tennessee, 10-18-2014.....	28	61	61	0
Sewanee, 11-12-38.....	31	40	40	0
11. Georgia, 9-25-93.....	26	68	67	1
12. Mississippi State, 11-26-66...29	52	50	2	
Southern Miss, 9-29-73.....	39	86	84	2
14. Vanderbilt, 10-13-56.....	26	50	47	3
15. Kentucky, 9-29-62.....	34	71	67	4
16. Tulane, 10-21-61.....	35	74	67	7
17. Centenary, 10-22-38.....	26	66	58	8
18. Southwestern, 10-4-41.....	24	31	22	9
19. Vanderbilt, 10-8-60.....	28	66	55	11
20. LSU, 10-30-65.....	33	71	59	12

### SEASON

Year	Plays	Total Yds	Game Avg	Play Avg	TD
1. 1962.....	300	610	67.8	2.0	3
2. 1966.....	408	741	74.1	1.8	3
3. 1939.....	302	675	75.0	2.2	4
4. 1963.....	316	699	77.1	2.2	0
5. 1961.....	378	804	80.4	2.1	2
6. 1992.....	413	895	81.4	2.2	10
7. 2008.....	411	1112	85.5	2.7	9
8. 1960.....	386	881	88.1	2.3	4
9. 1954.....	374	901	90.1	2.4	2
10. 1959.....	385	939	93.9	2.4	1
11. 1965.....	410	947	94.7	2.1	8
12. 1946.....	340	876	97.3	2.6	5
13. 1993.....	463	1127	102.5	2.4	8
14. 2003.....	417	1332	102.5	3.2	11
15. 1947.....	380	1075	107.5	2.8	7

## OPPOSITION PASSING

### SINGLE GAME

Opponent, Date	A	C	I	Pct	Yds
1. Sewanee, 11-12-38.....	3	0	2	00.0	0
Tulane, 10-28-39.....	2	0	0	00.0	0
Union, 9-21-40.....	6	0	0	00.0	0
Arkansas, 11-22-41.....	8	0	0	00.0	0
Tennessee, 11-17-51.....	5	0	0	00.0	0
Tulane, 10-20-56.....	3	0	1	00.0	0
LSU, 11-9-57.....	5	0	0	00.0	0
Alabama, 10-8-88.....	11	0	3	00.0	0
9. Virginia Tech, 12-14-68....7	1	2		14.3	2
10. Kentucky, 9-29-56.....	7	3	1	42.9	3
11. Tulane, 9-26-36.....	2	1	0	50.0	5
LSU, 10-29-60.....	2	1	0	50.0	5
Chattanooga, 11-11-61...6	1	1	1	14.3	5
Tulane, 10-19-63.....	9	4	0	44.4	5
15. LSU, 11-4-61.....	4	1	1	25.0	6
16. Miss. Tchrs., 10-8-38....10	1	2		10.0	7
Georgetown, 9-26-41....6	2	0		33.3	7
Georgia, 10-8-77.....	3	2	0	66.7	7
19. South Carolina, 10-4-47...3	1	0		33.3	8
Mississippi State, 11-30-578	1	3		12.5	8
Tennessee, 11-12-60.....7	2	0		28.6	8

### SEASON

Year	A	C	Yards	Pct	Avg	TD
1. 1957.....	133	44	500	33.1	50.0	1
2. 1956.....	118	48	505	40.7	50.6	1
3. 1959.....	132	61	533	46.2	53.3	1
4. 1941.....	158	52	600	32.9	55.6	3
5. 1963.....	123	47	522	38.2	58.0	3
6. 1961.....	149	58	649	38.9	64.9	1
7. 1939.....	142	50	618	35.2	68.7	4
8. 1962.....	146	60	670	41.1	74.4	2
9. 1938.....	177	65	830	36.7	75.6	6
10. 1960.....	156	70	794	44.9	79.4	4
11. 1950.....	163	52	796	31.8	79.6	4
12. 1954.....	162	65	822	40.1	80.2	4
13. 1947.....	161	63	836	39.5	83.6	7
14. 1940.....	183	66	1005	36.1	91.4	6
15. 1958.....	209	86	914	42.1	91.4	2



Peria Jerry and the Rebel defense held Mississippi State to a school-record -64 rushing yards in a dominating 45-0 victory in the 2008 Egg Bowl.

## TEAM HIGHS & LOWS

### LONGEST WINNING STREAKS

Games	Years
13	1955-56
10	1959-60
10	1960-61
10	1962
10	1971-72
9	1969-70
8	2013-14
8	1958-59
8	1947-48

### LONGEST SCORING STREAKS

Games	Years
151	1998-2013
83	1986-93
70	1976-83
67	1986-91
47	1958-62
42	1986-89
41	1968-72
29	1993-95
24	1950-53
23	1963-65
22	1947-49
21	1956-58

### LONGEST UNBEATEN STREAKS

Games	Years
21	1959-60
19	1962-63
13	1955-56

### HIGHEST WINNING SCORES

Score	Team	Date
114-0	SWBU*	10-29-1904
92-0	W. Tenn. Teachers^	9-28-35
86-0	Union	10-29-20
82-0	W. Tenn. Normal^	10-1-21
69-7	Southern Miss	10-18-69
64-0	Union	9-26-30
63-28	Vanderbilt	10-27-79
62-0	St. Thomas Hall	10-20-1894
61-0	Hendrix	10-14-16
61-7	Memphis State^	9-13-80
59-0	Louisiana-Monroe	11-15-2008
59-3	Southern Illinois	9-10-94
59-14	Louisiana-Monroe	9-13-2003
59-14	Idaho	10-26-2013
58-0	College of Ozarks	9-24-27
58-0	Chattanooga	11-7-59
56-15	Louisiana-Lafayette	9-13-2014
56-7	Houston	11-8-58
56-0	SWBU*	11-11-1893
56-10	Indiana State	9-9-95

\* Now known as Union University

^ Now known as Memphis

### LOWEST WINNING SCORES

Score	Team	Date
<i>(1933-present)</i>		
3-0	Memphis	9-4-99
6-0	Houston	11-8-52
6-0	Centenary	9-28-35
7-6	Mississippi State	11-24-45
7-3	Florida (Gator Bowl)	12-27-58
7-3	Mississippi State	12-1-34
7-3	Memphis State	9-3-77
7-3	Memphis State	9-19-81
7-0	Marquette	10-14-33
9-7	Arkansas	10-26-46
10-6	Memphis	9-2-2005

### HIGHEST SCORES-BOTH TEAMS

Points	Score	Team	Year
<i>(1933-present)</i>			
114	56-58	Arkansas (7 ot)	11-3-2001
97	31-66	Texas	9-15-2012
97	48-49	Jacksonville State (2 ot)	9-4-2010
94	45-49	Texas Tech	9-27-2003
94	35-59	Alabama	9-20-80
93	55-38	Fresno State	9-25-2010
92	92-0	W. Tenn. Teachers^	9-28-35
91	63-28	Vanderbilt	10-27-79
89	48-41	SMU (ot)	9-26-98
89	27-62	Alabama	10-7-89
87	38-49	West Virginia	12-27-2000
83	43-40	South Carolina	11-1-2003
83	45-38	Vanderbilt	9-21-2002
83	43-40	UNLV (ot)	10-28-2000
82	31-51	Auburn	10-30-2010
81	47-34	Texas Tech	1-2-2009
79	38-41	Texas A&M	10-12-2013
79	36-43	LSU	11-20-2010
78	34-44	Memphis	9-6-2003
78	17-61	LSU	12-5-70
77	42-35	Kentucky	10-2-2010
76	35-41	LSU	11-17-2012
76	49-27	UCA	9-1-2012
76	28-48	Arkansas	10-26-2002
76	69-7	Southern Miss	10-18-69
75	45-30	Mississippi State	11-23-2000
74	39-35	Vanderbilt	8-29-2013
74	47-27	Chattanooga	11-5-49
73	59-14	Idaho	10-26-2013

73	59-14	Louisiana-Monroe	9-13-2003
73	42-31	Kentucky	9-29-2001
72	51-21	Troy	11-16-2013
72	45-27	Mississippi State	11-23-85
72	38-34	Memphis State^	9-15-79
71	56-15	Louisiana-Lafayette	9-13-2014
71	43-28	Alabama	10-18-2003
71	48-23	Alabama	10-3-70
70	28-42	Texas Tech	9-14-2002
70	21-49	Georgia	10-12-85
70	49-21	Memphis State^	9-18-71
70	48-22	Mississippi State	11-27-69
69	38-31	Northwestern State	11-3-2007
69	32-37	Wyoming	9-25-2004
69	52-17	Arkansas State	10-12-2002
69	49-20	Tulane	9-2-2000

^ Now known as Memphis

### LOWEST WINNING SCORES

Points	Score	Team	Date
<i>(Prior to 1933)</i>			
1	1-0	Castle Heights (Forfeit)	10-12-12
2	2-0	Memphis Med. College	10-5-10
2	2-0	Memphis A.C.	11-23-1895

### HIGHEST SCORES-BOTH TEAMS

Points	Score	Team	Date
<i>(Prior to 1933)</i>			
114	114-0	SWBU*	10-29-04
91	0-91	Vanderbilt	10-23-15
86	86-0	Union	10-29-20
82	82-0	W. Tenn. Normal^	10-1-21
76	7-69	Sewanee	11-10-17
73	7-66	Texas	11-17-14
69	0-69	Vanderbilt	10-15-04
67	14-53	Texas	11-13-12
65	0-65	Mississippi A&M~	11-6-15
65	0-65	Sewanee	10-26-07

\* Now known as Union University

^ Now known as Memphis

~ Now known as Mississippi State

## LONGEST PLAYS 1914-32

Player (Date), Opponent	Type	Yards
Jack Burke (10-3-31), Alabama	Kickoff Return	109
Kirk Haynes (10-30-31), Marquette	Kickoff Return	104
B.L. "Pinky" Roberts (10-17-14), LSU	Fumble Return	99
Guy Turnbow (10-8-32), Howard	Punt	89
Calvin Barbour (11-5-21), Miss. College	Pass Int.	88
Calvin Barbour (11-5-21), Tenn. Meds	Kickoff Return	85
Kirk Haynes (10-8-32), Howard	Rush	82
Tad Smith (11-6-26), Southwestern	Rush	80
Hubby Walker (11-6-26), Southwestern	Punt	80
Hubby Walker (11-25-26), Miss. A&M	Punt	80
Lacey Biles (1-27-24), Millsaps	Rush	78
Tad Smith (11-3-28), Clemson	Punt Return	77
Neal Biggers (10-25-30), Chicago U.	Punt Return	75
L. A. Ross (10-25-30), Southwestern	Pass Int.	*69
Calvin Barbour (11-11-22), Millsaps	Pass Int.	65
Hubby Walker (10-22-27), Southwestern	Rush	65
L. A. Ross (11-14-30), Southwestern	Kickoff Return	*65

\* Did Not Score

(NOTE: Modern Ole Miss records, dated from 1933, are presented elsewhere in the Rebel Football Guide. Few team records were kept prior to the formation of the Southeastern Conference. Individual statistical achievements can be presented, however, and the table above is an effort in that direction. Onal material, if documented, will be welcome.)

## THE LONGEST GAME

The November 3, 2001 contest between Ole Miss and Arkansas in Oxford kicked off at 6:06 p.m. (CT), and four hours and 14 minutes later, coaches, players, fans, media members and an ESPN2 national audience saw a game that will go down in the college football record books.

The Rebels and Razorbacks stood toe-to-toe in an epic, seven overtime battle, that saw the Hogs come out on top 58-56. It is tied for the longest OT game in NCAA history, and it remains the highest scoring game (both teams combined) on the Ole Miss all-time charts.



Jason Armstead (9) is congratulated by Doug Zeigler (89), following one of Armstead's three TDs versus the Razorbacks.



## LONGEST PLAYS SINCE 1933

### RUSHING

Yards	Player	Opponent	Date
97	John Avery	Arkansas	11-6-97
92	Ray Brown	Texas	1-1-58
91	Jaylen Walton	Mississippi State	11-29-2014
87	Harol Lofton	Arkansas	10-24-53
86	Dexter McCluster	Oklahoma State	1-2-2010
85	Showboat Boykin	Mississippi State	12-1-51
84	Deuce McAllister	Georgia	11-20-99
83	Jeff Scott	Auburn	10-30-2010
83	Charlie Conerly	Georgia	10-10-42
82	Houston Patton	North Texas	11-7-53
80	Deuce McAllister	Oklahoma	12-31-99
80	Leon Perry	Mississippi State	11-20-76
80	Bobby Yandell	Arkansas	11-22-41
79	Dexter McCluster	Auburn	10-31-2009
79	Steve Hindman	Virginia Tech	12-14-68
*78	Gene Allen	Southern Miss	9-29-73
78	Junie Hovious	Tulane	10-25-41
77	Harol Lofton	Mississippi State	11-29-52
77	Bobby Wilson	Mississippi State	11-29-47
76	Steve Hindman	Vanderbilt	11-25-67
76	Lindy Callahan	Auburn	11-10-51
75	Jeff Scott	Vanderbilt	8-29-2013
74	John Avery	Tennessee	10-6-97
74	Buford McGee	Memphis State	9-15-79
74	Jimmy Patton	Houston	11-13-54
73	Jordan Wilkins	Presbyterian	11-8-2014
72	Deuce McAllister	Mississippi State	11-23-2000
*72	A. J. Holloway	Mississippi State	11-26-60
71	Brandon Bolden	Fresno State	9-25-2010
71	Dexter McCluster	Tennessee	11-14-2009
71	Merle Hapes	Union	9-21-40
70	James Reed	Southern Miss	9-28-74
*70	Clyde Hooker	Jackson AAB	11-4-44
70	George Gunter	Mississippi State	12-2-33

\* Did Not Score

### PASSING

Yards	Player	Opponent	Date
*88	Jevan Snead	Mike Wallace, ULM	11-15-2008
86	Jevan Snead	Shay Hodge, Florida	9-27-2008
*83	Bo Wallace	Evan Ingram, Miss. St.	11-29-2014
83	Josh Nelson	LeMay Thomas, Miss. St.	11-26-94
83	Glynn Griffing	Charles Morris, Houston	10-14-61
82	Tom Luke	Tyrone Ashley, Tennessee	11-16-91
81	Merle Hapes	Junie Hovious, Vanderbilt	11-4-39
80	Lawrence Adams	Eddie Small, No. Illinois	11-13-93
79	Eli Manning	Chris Collins, Vanderbilt	9-21-2002
79	Houston Patton	Dave Dickerson, Villanova	10-2-54
78	Eli Manning	Mike Espy, Vanderbilt	9-21-2002
78	Romaro Miller	Syniker Taylor, Arkansas	11-6-99
78	Jake Gibbs	Bobby Crespino, Vanderbilt	10-10-59
77	Bo Wallace	Donte Moncrief, Miss. State	11-24-2012
77	Seth Adams	Mike Wallace, Florida	9-22-2007
77	Eli Manning	Chris Collins, Miss. State	11-28-2002
77	Romaro Miller	Cory Peterson, Memphis	9-5-98
77	Kent Austin	J. R. Ambrose, LSU	11-3-84
77	Tim Ellis	James Reed, Tulane	11-30-74
76	Bo Wallace	Cody Core, Boise State	8-28-2014
75	Bo Wallace	Ja-Mes Logan, Arkansas	11-9-2013
75	Bo Wallace	Donte Moncrief, Texas	9-15-2012
75	Bruce Newell	Bobby Wade, LSU	10-29-66
*74	Rocky Byrd	Jack Stribling, Miss. St.	11-26-49
73	Perry Lee Dunn	Larry Smith, Houston	10-14-61
72	Jevan Snead	Mike Wallace, Miss. State	11-28-2008
72	Dan Patch	Bob McCain, Tennessee	10-7-44
72	Clarence Hapes	J. Poole, N. Peters, Union	9-19-36
71	Romaro Miller	Joe Gunn, Arkansas State	9-18-99
*71	James Blalack	Leroy Reed, LSU	11-3-56
70	Bo Wallace	Vince Sanders, Texas A&M	10-12-2013
70	Jeremiah Masoli	Markeith Summers, Tulane	9-11-10
70	Josh Nelson	Roell Preston, Arkansas	10-15-94
70	Perry Lee Dunn	Larry Smith, Kentucky	9-28-63

\* Did Not Score

### FIELD GOALS

*Prior to 1959, modern-era college field goals were measured from the line of scrimmage to the goalposts. Since 1959, they have been measured from point of origin to the goalposts. To adjust, all goals kicked prior to 1959 were lengthened by seven yards. This rule was a suggested optional in 1958.*

Yards	Player	Opponent	Date
59	Cloyce Hinton	Georgia	10-11-69
58	Cloyce Hinton	Houston	11-7-70
57	Bryan Owen	Tulane	11-5-88
54	Jonathan Nichols	Vanderbilt	8-30-2003
54	Tim Montz	Vanderbilt	9-21-96
53	Bryson Rose	Arkansas	10-27-2012
52	Andrew Ritter	Texas	9-14-2013
52	Joshua Shene	Northwestern State	11-4-2006
52	Steve Lindsey	Auburn	9-13-97
52	Bryan Owen	Arkansas State	9-19-87
52	Cloyce Hinton	Arkansas	1-1-70
51	Joshua Shene	Auburn	10-27-2007
51	Jonathan Nichols	Vanderbilt	8-30-2003
51	Tim Montz	Georgia	11-23-96
51	Brian Lee	Michigan	1-1-91
51	Hoppy Langley	Tulane	11-11-78
50	Andrew Ritter	Idaho	10-26-2013
50	Will Moseley	Tennessee	10-1-2005
50	Jonathan Nichols	Arkansas State	10-12-2002
50	Walter Grant	UT-Chattanooga	9-11-93
50	Bryan Owen	Vanderbilt	10-26-85
50	Jon Howard	Vanderbilt	10-27-84

### PUNTING

Yards	Player	Opponent	Date
92	Bill Smith	Southern Miss	10-20-84
82	Jim Miller	South Carolina	10-16-76
79	Lonny Calicchio	Auburn	9-2-95
77	Bill Smith	Southern Miss	10-20-84
77	Bobby Wilson	Boston College	10-23-48
77	John Bruce	Mississippi State	11-25-44
76	Jim Miller	Tulane	9-18-76
75	Tyler Campbell	Texas	9-14-2013
75	Cody Ridgeway	Georgia	11-17-2001
75	Julian Fagan	Memphis State	12-2-67
75	Lea Paslay	Mississippi State	11-28-53
75	Erm Smith	Miss. Teachers	10-8-38
73	Tyler Campbell	BYU	9-3-2011
71	Tyler Campbell	Alabama	10-17-2009
71	Jim Miller	Georgia	10-8-77
71	Charlie Conerly	Vanderbilt	10-5-46
70	Will Gleeson	Boise State	8-28-2014
70	Frank Lambert	Memphis State	9-19-64
70	Charles Flowers	Trinity	10-4-58
70	Billy Mann	Tennessee	12-3-38
69	Tyler Campbell	LSU	11-20-2010
69	Jim Miller	South Carolina	10-15-77
69	Bobby Franklin	Houston	11-8-58
69	Charlie Conerly	Vanderbilt	10-11-47
68	Tyler Campbell	Georgia Tech	12-30-2013
68	Julian Fagan	Houston	10-28-67
68	Bobby Wilson	Kentucky	10-2-48
67	Will Gleeson	Tennessee	10-18-2014
67	Randall Green	Arkansas	11-9-96
67	Charles Childers	Mississippi State	11-24-90
67	Jim Miller	LSU	11-3-79
67	Jim Miller	Vanderbilt	10-22-77

### PUNT RETURNS

Yards	Player	Opponent	Date
98	Ray Hapes	Southwestern	10-5-35
96	Junie Hovious	Georgia	10-12-40
96	Ray Hapes	Union	9-19-36
95	Rab Rodgers	W. Tenn. Teachers	9-28-35
92	Cory Peterson	SMU	9-26-98
89	Vincent Brownlee	Arkansas	9-22-90
88	Charlie Conerly	Georgia	10-10-42
87	Deuce McAllister	Auburn	9-9-2000
85	Billy Brewer	Chattanooga	11-7-59

84	Nick Brassell	Georgia	9-24-2011
83	Pat Coleman	Memphis State	9-3-88
80	Jerry Tiblier	Tennessee	11-13-48
79	Tommy James	Southern Miss	10-21-67
78	Ray Hapes	Mississippi State	11-25-37
78	Ray Hapes	Saint Louis	10-9-37
77	Marshay Green	Samford	9-13-2008
77	Ta'Boris Fisher	Auburn	9-2-93
75	Doug Cunningham	Memphis State	9-18-65
75	Will Glover	Chattanooga	11-15-47
73	Jeff Scott	Texas	9-14-2013
73	Jesse Grandy	Fresno State	9-25-2010
73	Ta'Boris Fisher	VMI	9-7-96
*70	Allen Muirhead	Kentucky	9-25-54

\* Did Not Score

### KICKOFF RETURNS

Yards	Player	Opponent	Date
100	Jaylen Walton	Texas	9-15-2012
100	Deuce McAllister	Arkansas	11-6-99
100	John Avery	Alabama	10-25-97
100	John Avery	LSU	11-16-96
100	Vernon Studdard	Alabama	10-3-70
98	Mike Wallace	Vanderbilt	9-20-2008
97	Robert Williams	Arkansas	11-4-2000
97	John Avery	Arkansas State	10-26-96
97	Lee Davis	Mississippi State	11-24-84
96	Ray Hapes	Temple	10-2-36
94	J.R. Ambrose	Vanderbilt	10-25-86
93	Jason Armstead	Murray State	9-1-2001
92	Ray Hapes	Mississippi State	11-30-35
90	Tyrone Ashley	Tennessee	11-18-89
*90	Jerome Daly	Mississippi State	11-21-42
90	Les Dodson	Arkansas	10-26-40
90	Ray Hapes	W. Tenn. Teachers	9-28-35
89	Bobby Knight	Tampa	11-6-71
89	Bo Bowen	Memphis State	9-23-67
88	Jesse Grandy	UAB	10-17-2009
86	Vernon Studdard	Chattanooga	11-14-70

### PASS INTERCEPTIONS

Yards	Player	Opponent	Date
103	Louis Guy	Tennessee	11-17-62
103	Ray Hapes	Ouachita	10-23-37
99	Dustin Mouzon	Memphis	9-1-2007
99	Bobby Wilson	Florida	9-25-48
96	Charles Sawyer	BYU	9-3-2011
89	Jimmy Heidel	Kentucky	9-26-64
87	Shane Elam	Vanderbilt	9-19-98
83	Fred Thomas	Florida	10-1-94
80	Kelvin Robinson	Texas Tech	9-27-2003
75	Cody Prewitt	Texas A&M	10-11-2014
75	Danny Boyd	Tulane	9-29-90
75	Merle Hapes	Georgia	10-12-40
74	Lee Garner	Houston	10-3-64
70	Robert Bailey	Virginia Tech	12-14-68
69	Danny Hooker	Southern Miss	10-19-68
69	Chuck Morris	Kentucky	9-30-61
65	Marshay Green	Texas Tech	1-2-2009
65	Syniker Taylor	Georgia	11-18-2000
65	Tommy Luke	Kentucky	9-26-64
62	Jimmy Patton	Tulane	10-17-53
61	Lee Davis	Tulane	9-29-84
60	Tyrone Ashley	Michigan	1-1-91
60	Bud Slay	Boston College	10-7-50
60	Honey Britt	Georgia	10-10-42

### FUMBLE RETURNS

Yards	Player	Opponent	Date
91	Cassius Ware	Auburn	9-5-92
87	Jack Odom	South Carolina	10-4-47
64	Julian Fagan	Houston	10-25-69
64	Julian Fagan	Southern Miss	10-21-67
64	Frank Lambert	Tulane	10-17-64

## MISCELLANEOUS RECORDS

### THE LAST TIME OLE MISS HAD . . .

30 or more first downs . . . . .	Vanderbilt, 2014 (34)
500 yards rushing . . . . .	Auburn, 1951 (515)
400 yards rushing . . . . .	Presbyterian, 2014 (402)
300 yards rushing . . . . .	Presbyterian, 2014 (402)
200 yards rushing . . . . .	Mississippi State, 2014 (205)
400 yards passing . . . . .	Arkansas, 2013 (428)
300 yards passing . . . . .	Mississippi State, 2014 (327)
600 yards total offense . . . . .	Presbyterian, 2014 (640)
500 yards total offense . . . . .	Mississippi State, 2014 (532)
90 plays total offense . . . . .	Troy, 2013 (93)
Four passes intercepted . . . . .	Vanderbilt, 2011 (5)
Four pass interceptions . . . . .	Boise State, 2014 (4)
10 sacks . . . . .	Mississippi State, 2008 (11)
10 penalties . . . . .	Memphis, 2014 (10)
100 yards in penalties . . . . .	Memphis, 2014 (117)
50 points . . . . .	Louisiana-Lafayette, 2014 (56)
99 yard scoring drive . . . . .	Texas A&M, 2014 (9 plays; Bo Wallace 10-yard run)
90-plus yard scoring drive . . . . .	Mississippi State, 2014 (91 yards, 1 play; Jaylen Walton 91-yard run)

### THE LAST TIME OLE MISS HELD ITS OPPONENT TO . . .

Less than 10 first downs . . . . .	Vanderbilt, 2014 (9)
10 first downs . . . . .	Presbyterian, 2014 (10)
Negative yards rushing . . . . .	Troy, 2013 (-13)
10 yards (or less) rushing . . . . .	Tennessee, 2014 (0)
100 yards (or less) rushing . . . . .	Presbyterian, 2014 (89)
Zero yards passing . . . . .	Alabama, 1988
No pass completions . . . . .	Alabama, 1988
10 yards passing . . . . .	Georgia, 1977 (7)
10 pass attempts . . . . .	LSU, 2011 (8)
Zero yards total offense . . . . .	Sewanee, 1938
50 yards (or less) total offense . . . . .	Mississippi State, 2008 (24)
75 yards (or less) total offense . . . . .	Mississippi State, 2008 (24)
150 yards (or less) total offense . . . . .	Memphis, 2014 (104)
200 yards (or less) total offense . . . . .	Presbyterian, 2014 (156)
No touchdowns . . . . .	Presbyterian, 2014 (0 points)

### THE LAST TIME OLE MISS . . .

Had two passers throw for 100 yards . . . . .	Jacksonville State, 2010
. . . . . (Nathan Stanley 133, Jeremiah Masoli 109)	
Had two passers complete 10 passes . . . . .	Auburn, 2005
. . . . . (Micheal Spurlock, 10-18, Ethan Flatt, 11-17)	
Had two passers throw for 2+ touchdowns . . . . .	Idaho, 2013
. . . . . (Bo Wallace 2, Barry Brunetti 2)	
Had two runners rush for 100 yards . . . . .	Presbyterian, 2014
. . . . . (Jordan Wilkins 171, Mark Dodson 128)	
Had two receivers over 100 receiving yards . . . . .	Auburn, 2014
. . . . . (Evan Engram 123, Vince Sanders 105, Laquon Treadwell 103)	
Had three receivers over 100 receiving yards . . . . .	Auburn, 2014
. . . . . (Evan Engram 123, Vince Sanders 105, Laquon Treadwell 103)	
Had two receivers catch 10 passes . . . . .	Arkansas, 2002
. . . . . (Bill Flowers 11, Chris Collins 10)	
Had four receivers catch five passes . . . . .	Arkansas, 2013
. . . . . (Laquon Treadwell 8, Donte Moncrief 7, Ja-Mes Logan 5, Jaylen Walton 5)	
Had three receivers catch five passes . . . . .	Auburn, 2014
. . . . . (Laquon Treadwell 10, Evan Engram 8, Vince Sanders 6)	
Completed a pass to at least 10 different receivers . . . . .	LSU, 2013 (10)
Had a 100-yard rusher and a 100-yard receiver . . . . .	Mississippi State, 2014
. . . . . (Jaylen Walton 148 yards rushing/Evan Engram 176 yards receiving)	
Had two players with 200 all-purpose yards . . . . .	Missouri, 2007
. . . . . (BenJarvus Green-Ellis 226, Marshay Green 208)	
Returned a punt for a TD . . . . .	Texas, 2013 (Jeff Scott, 73 yards)
Returned a kickoff for a TD . . . . .	Texas, 2012 (Jaylen Walton, 100 yards)
Returned an interception for a TD . . . . .	Texas A&M, 2014 (Cody Prewitt, 75 yards)
Returned two interceptions for TDs . . . . .	Northern Illinois, 1993
. . . . . (Alundis Brice, 37 yards; Antonious Bonner, 46 yards)	
Returned a fumble for a TD . . . . .	Texas A&M, 2014 (Keith Lewis, 21 yards)
Recovered a fumble for a TD . . . . .	Auburn, 2012 (C.J. Johnson)
Scored two defensive TDs . . . . .	Texas A&M, 2014 (Cody Prewitt INT, Keith Lewis fumble)
Recovered four fumbles in a game . . . . .	Texas A&M, 2012
Blocked a punt . . . . .	Presbyterian, 2014 (C.J. Moore)
Blocked a punt for a TD . . . . .	Mississippi State, 2013 (T. Grant recovered C. Moore's blocked punt)
Blocked an opponent's FG attempt . . . . .	Fresno State, 2010
. . . . . (Allen Walker blocked Goessling's 46-yard attempt)	
Blocked an opponent's FG attempt for a TD . . . . .	Louisiana Tech, 2007
. . . . . (Brandon Jenkins blocked D. Horwedel's 36-yard attempt, Dustin Mouzon 55-yard return)	
Blocked two opponent's FG attempts . . . . .	Northern Arizona, 2009
Had a punt blocked . . . . .	Texas, 2012

Had a punt blocked for a TD . . . . .	Alabama, 2003
Had a kickoff returned for a TD . . . . .	Mississippi State, 2012
Had a punt returned for a TD . . . . .	LSU, 2012
Had an interception returned for a TD . . . . .	TCU, 2014
Had a fumble returned for a TD . . . . .	Alabama, 2014
Missed a PAT kick . . . . .	Presbyterian, 2014
Had a PAT kick blocked . . . . .	Alabama, 2014
Had a PAT kick blocked and returned for a two-point conversion . . . . .	Auburn, 2009
Blocked an opponent's PAT kick . . . . .	Florida, 2008
. . . . . (Kentrell Lockett blocked J. Phillip's attempt)	
A successful two-point conversion . . . . .	Vanderbilt, 2013
. . . . . (Laquon Treadwell pass from Bo Wallace, 3rd quarter)	
Had a field goal attempt blocked . . . . .	Presbyterian, 2014
. . . . . (Andrew Fletcher's 37-yard attempt)	
Had two field goal attempts blocked . . . . .	Kentucky, 2005
. . . . . (Robert Bass' 39-yd attempt, Matt Hinkle's 44-yard attempt)	
Gained a first down off a fake field goal attempt . . . . .	Georgia, 1995
Scored a touchdown off a fake field goal attempt . . . . .	Alabama, 2008
. . . . . (Jason Cook 9-yard pass from Rob Park)	
Gained a first down off a fake punt . . . . .	Vanderbilt, 2013
. . . . . (Robert Nkemdiche 11-yard run)	
Recovered an onside kick . . . . .	Arkansas, 2011 (Jamal Mosley)
Shut out an opponent . . . . .	Presbyterian, 2014 (48-0)
Was shut out . . . . .	Arkansas, 2014 (30-0)
Played an overtime game . . . . .	Mississippi State, 2013 (L, 10-17)
Scored a safety . . . . .	Georgia Tech, 2013
. . . . . (Serderius Bryant forces a fumble for 14-yard loss, recovered by GT in the end zone)	
Scored 2 safeties in the same game . . . . .	Northern Illinois, 1993 (team)
Gave up a safety . . . . .	Louisiana-Lafayette, 2014
Had no turnovers . . . . .	Tennessee, 2014
Had no penalties . . . . .	Alabama, 2011
Defeated a nationally ranked team . . . . .	Mississippi State, 2014
. . . . . (31-17, #4 CFP; #4 AP; #4 Coaches)	
Was ranked in top 25 . . . . .	Final, 2014 (#17 AP; #19 Coaches)
Ended the year ranked in top 25 . . . . .	2014 (#17 AP; #19 Coaches)

### THE LAST TIME AN OLE MISS PLAYER . . .

Rushed 30 times . . . . .	BenJarvus Green-Ellis vs. Missouri, 2007 (33)
Rushed 25 times . . . . .	Jeff Scott vs. Mississippi State, 2012 (28)
Rushed for 250 yards . . . . .	Dexter McCluster vs. Tennessee, 2009 (282)
Rushed for 200 yards . . . . .	Brandon Bolden vs. Fresno State, 2010 (228)
Rushed for 150 yards . . . . .	Jordan Wilkins vs. Presbyterian, 2014 (171)
Rushed for 100 yards . . . . .	Jaylen Walton vs. Mississippi State, 2014 (148)
Passed for 400 yards . . . . .	Bo Wallace vs. Arkansas, 2013 (416)
Passed for 300 yards . . . . .	Bo Wallace vs. Auburn, 2014 (341)
Attempted 50 passes . . . . .	Eli Manning vs. Arkansas, 2002 (56)
Attempted 40 passes . . . . .	Bo Wallace vs. Auburn, 2014 (40)
Attempted 30 passes . . . . .	Bo Wallace Mississippi State, 2014 (30)
Completed 30 passes . . . . .	Bo Wallace vs. LSU, 2013 (30)
Completed 20 passes . . . . .	Bo Wallace vs. Auburn, 2014 (28)
Passed for 4 or more TDs . . . . .	Bo Wallace vs. Louisiana-Lafayette, 2014 (4)
Threw 3 or more interceptions . . . . .	Bo Wallace vs. TCU, 2014 (3)
Had 400 yards Total Offense . . . . .	Bo Wallace vs. Boise State, 2014 (400)
Had 300 yards Total Offense . . . . .	Bo Wallace vs. Auburn, 2014 (398)
Had 100 yards rushing and passing . . . . .	Jeremiah Masoli vs. Vanderbilt, 2010
. . . . . (104 rushing, 190 passing)	
Had 100 yards rushing and receiving . . . . .	Dexter McCluster vs. Arkansas, 2009
. . . . . (123 rushing, 137 receiving)	
Had 250 All-Purpose Yards . . . . .	Dexter McCluster vs. Tennessee, 2009 (324)
Had 200 All-Purpose Yards . . . . .	Jaylen Walton vs. Mississippi State, 2014 (203)
Caught 10 passes . . . . .	Laquon Treadwell vs. Auburn, 2014 (10)
Caught 9 passes . . . . .	Laquon Treadwell vs. Auburn, 2014 (10)
Had 100 receiving yards . . . . .	Evan Engram vs. Mississippi State, 2014 (176)
Scored 10 points kicking . . . . .	Gary Wunderlich vs. Tennessee, 2014 (10)
Scored 4 touchdowns rushing . . . . .	Dexter McCluster vs. Tennessee, 2009
Scored 3 touchdowns rushing . . . . .	Jeff Scott vs. Southern Illinois, 2011
Scored 2 touchdowns rushing . . . . .	Mark Dodson vs. Presbyterian, 2014 (2)
Scored 3 touchdowns receiving . . . . .	Donte Moncrief vs. Mississippi State, 2012 (3)
Scored 2 touchdowns receiving . . . . .	Vince Sanders vs. Presbyterian, 2014 (2)
Scored a touchdown rushing, passing and receiving . . . . .	Bo Wallace vs. Auburn, 2012
Intercepted 3 passes . . . . .	Don Price vs. Vanderbilt, 1986 (3)
Intercepted 2 passes . . . . .	Senquez Golson vs. Tennessee, 2014 (2)
Forced 3 fumbles . . . . .	Rory Johnson vs. Vanderbilt, 2006 (3)
Recovered 2 fumbles . . . . .	Kentrell Lockett at Auburn, 2011 (2)
Punted for a 70-yard game average . . . . .	Bill Smith vs. Southern Miss, 1984 (2-84.5)
Kicked a 45-yard Field Goal . . . . .	Gary Wunderlich vs. Auburn, 2014 (47)
Kicked a 50-yard Field Goal . . . . .	Andrew Ritter vs. Idaho, 2013 (50)
Kicked five field goals in game . . . . .	Bryson Rose vs. Louisiana-Lafayette, 2010 (5)
Kicked four field goals in game . . . . .	Bryson Rose vs. Vanderbilt, 2012 (4)

## THE BATTLE FOR THE GOLDEN EGG

*The following is the background as to how the Ole Miss-Mississippi State football game came to be known as the "Battle of the Golden Egg" or even "The Egg Bowl." Many of the excerpts are reprinted from the book "Mississippi Mayhem," written by William Banner, III.*

### 1926

Up until the 1926 meeting in Starkville, Ole Miss had only claimed five victories in the previous 23 football contests between the Rebels and Bulldogs. Thus, when Ole Miss claimed a 7-6 victory over then Mississippi A&M College, a celebration was due at Scott Field after that '26 contest.

Oddly, huge roars went up from both sides at the final whistle, not just from the Ole Miss stands. While the A&M players walked slowly off the field with heads bowed, wrote one newsman, the Maroon student section stood and sang the alma mater.

But on the east side, pandemonium. Well wishers rushed "like madmen onto the field," Webb Burke said in his 1957 interview. Some fans made a dash for the goal posts. Irate Aggie supporters took after the ambitious Ole Miss group with cane bottom chairs, and fights broke out. The mayhem continued until most of the chairs were splintered.

As explained by the Reveille, A&M yearbook, "A few chairs had to be sacrificed over the heads of these to persuade them that was entirely the wrong attitude."

As described in a story for the Commercial Appeal by Ben Hilbun, who one day would become president of the Starkville school, "The phantom of victory, that for thirteen years eluded Ole Miss, returned to the bearded Berserkers ... and they won over A&M, their traditional rivals, 7 to 6." Ole Miss students fought for the goal posts, he continued, "but were restrained."

Ole Miss fans couldn't believe their victory. Through all their 13 defeats since 1910 (they did not play in 1912, 1913 and 1914) they had only scored in three games, counted just 33 points to A&M's 327, an average of 25-3.

Injuries to players were expected. But not to spectators. Ole Miss and A&M students, shocked by the battle that erupted after the game, vowed that it must not happen again. The result was the Golden Egg, a trophy to cool the heat of battle, instituted the following season by joint agreement of the two student bodies.

### 1927

The Golden Egg was first proposed by members of Iota Sigma, an Ole Miss honorary activities fraternity. As thoughts of last year's game, Iota Sigma proposed that a trophy be awarded in a dignified ceremony designed to calm excited fans. One proposal that was rejected was to send the goal posts to the winning side each year.

A&M approved the suggestion of an award, and Ole Miss, two weeks before the game, officially added its approval. The trophy, to be called "The Golden Egg", would be a regulation-size gold-plated football mounted

on a pedestal. Costs of approximately \$250 would be shared by both schools. Ole Miss students held a tag day to raise funds.

The joint resolution of the two student bodies declared they agreed on the trophy "in order to effect a better understanding in athletic relations, to foster clean sportsmanship, and to promote a lasting tradition..."

A brand-new series between the University of Mississippi and Mississippi A&M College began on Thanksgiving Day, 1927; the first Battle of the Golden Egg.

Of course, it was the Ole Miss-A&M slugfest, played before a crowd of 14,000 for the first possession of the gold football which was to become symbolic of supremacy in this annual feud-battle.

It was actually the 25th meeting of the two combatants. And for the second time in four years it was Push versus Pass, a heavier line versus a lighter passing attack. And once again the Pushers prevailed, except this time the pushing team was Ole Miss. The score was 20-12.

Unlike the previous year's brawl ending, the 1927 game closed with a highly dignified ceremony, the first presentation of the Golden Egg. As previously agreed in the inception of the egg, the schools first sang their alma maters, Ole Miss, as winner, sang first. The captains of the two teams, presidents of the two student bodies and the heads of the two schools met in the center of the field. B.M. Walker, president of A&M, presented the trophy to Alfred Hume, chancellor of the University, who turned it over to Ole Miss captain Applewhite.

The Egg is one of the most treasured possessions of either school. It is engraved with the score of each year's game and stands in a place of honor. When a tie occurred, the previous year's winner kept it for the first half of the year, then it went to the other school.

### 1978

The Ole Miss-Mississippi State series took on a new twist in 1978, a season which saw the Rebels 4-6 and the Bulldogs 6-4 heading into the season finale. As Steve Doyle of the Jackson, Miss., Clarion-Ledger reported in the Nov. 20 edition, "In a year in which neither team will be remembered, the Battle of the Golden Egg is a bowl game. Intense, heated, unbelievable in its lore, this one is for supremacy of the season. Bragging rights, recruiting edges and sheer pride are the guts of it. Every cliché you've ever heard about a single game applies to it."

In 1978, with both teams apparently out of the bowl picture, Executive Sports Editor Tom Patterson decided to do something extra to spice up coverage of the annual grudge match, instructing his staff to follow the "Egg Bowl" theme throughout the week. The result was an award winning special section on Sunday, which recounted in great detail the Rebels' stunning 27-7 victory over the highly-favored Bulldogs. In that game, John Fourcade made his first start at quarterback to become the first Ole Miss freshman since 1945 to receive the starting nod at the signal-caller slot. The special section was a big success and the die was cast. Patterson's idea, for the most part, has been continued by the paper since 1978. Although it's officially the "Battle of the Golden Egg," most members of the media now refer to the annual bloodletting simply as the "Egg Bowl."

### 1983

In one of the series' most memorable battles, Ole Miss claimed a pulsating 24-23 victory over Mississippi State in Jackson, but it took some heroics on the part of the Rebels and a 40 miles-per-hour crosswind to decide the outcome. Down 17-0, Ole Miss got on the board when Timmy Moffett returned a punt 66 yards for a touchdown with 1:21 remaining in the first half. However, the



*Golden Egg Trophy Returns to Oxford: Led by career games from Jaylen Walton and Evan Ingram, Ole Miss reclaimed the Egg Bowl with a 31-17 win over No. 4 Mississippi State to cap a 9-3 regular season, their best regular season since 2003.*

Bulldogs added to their lead after the break, and the Rebels found themselves trailing 23-7 to start the fourth quarter. With the wind now at its back, Ole Miss utilized two fumble recoveries and an interception to take a late 24-23 advantage. But State made one last try and moved the ball to the Rebel 10 yardline with 24 seconds left. On fourth down, MSU kicker Artie Cosby attempted a 27-yard field goal, but as true as it was between the uprights, the ball never got there as the wind just slapped it down to give Ole Miss its first on-the-field winning season in eight years at 6-5 and a berth in the Independence Bowl.

### 1991

“The Battle of the Golden Egg” returned to campus in 1991 as Mississippi State hosted Ole Miss in Starkville. It marked the first on-campus meeting between the two teams since 1972. Vaught-Hemingway Stadium in Oxford was the site of the 1992 game, which Ole Miss won, 17-10 thanks to a thrilling goal-line stand. The series continues to rotate between campus sites.

### 1995

Ole Miss rode a school-record rushing performance and a stingy second-half deficit to a 13-10 victory over Mississippi State to regain the Egg Bowl Trophy. The win gave the Rebels a winning season and head coach Tommy Tuberville a triumph over the school's biggest rival in his first Egg Bowl game. Dou Innocent rushed for a record 242 yards on 39 carries to help the Rebels overcome an early 10-0 deficit. The Bulldogs never entered Ole Miss territory in the second half.

### 1997

The 1997 contest provided another close contest and perhaps the most exciting finish ever in the series. Stewart Patridge hit Andre Rone for a 10-yard TD pass with 25 seconds left and then found Cory Peterson over the middle on the two-point conversion attempt to give

the Rebels a 15-14 win over Mississippi State. The win propelled the Rebels to their first bowl game since the 1992 Liberty Bowl when they were rewarded with an invite to the inaugural Ford Motor City Bowl in Pontiac, Mich.

### 2000

Running back Deuce McAllister rushed for three touchdowns and passed for another to lead Ole Miss to a 45-30 victory on Thanksgiving Night. With it being Senior Night in Oxford, McAllister hooked up with fellow fourth-year Rebel Romaro Miller on a 20-yard halfback option TD toss. McAllister finished with 121 yards rushing on 24 carries, while Miller threw for 127 yards and ran for another 60. The win returned the Golden Egg to Oxford after a two-year absence.

### 2003

Eli Manning passed for 260 yards and three touchdowns to lead the Rebels to a 31-0 shutout win in his final regular-season collegiate game. The Ole Miss defense held the Bulldogs to only 91 yards passing and picked off one Mississippi State pass in Jackie Sherrill's final game as head coach on a rainy evening in Starkville. The win propelled the Rebels to the Cotton Bowl and their first 10 win season since 1971. The game was also the final of six straight Egg Bowls (1998-2003) played on Thanksgiving and televised nationally by ESPN.

### 2008

Jevan Snead threw for 213 yards and four touchdowns and Greg Hardy had three of Ole Miss' school-record 11 sacks, as the Rebels beat Mississippi State 45-0 in the most lopsided Egg Bowl in 37 years. The Rebels finished with a school-record minus-64 rushing yards allowed and 14 tackles for loss. Defensive end Greg Hardy and tackle Peria Jerry led the charge. Jerry had four tackles for loss, including two sacks.

### 2012

Paced by a three-touchdown performance from wide receiver Donte Moncrief, Ole Miss defeated No. 24 Mississippi State, 41-24. Moncrief had seven catches for a career-high 173 yards, the fourth-most in a single game in Ole Miss history. Quarterback Bo Wallace threw five touchdowns on the night. The Egg Bowl win propelled Ole Miss to its first bowl berth in three years and provided momentum that later saw the Rebels earn a BBVA Compass Bowl victory over Pitt in January and land the best signing class in school history the next month.

### 2014

Bo Wallace passed for nearly 296 yards, Evan Engram had a career-high 176 receiving yards and Jaylen Walton rushed for a career-high 148 yards to lead the No. 18 Rebels to a 31-17 win over No. 4 Mississippi State. Of his 14 carries, none were bigger than a highlight-reel 91-yard touchdown run that proved to be the game-winning score for the Rebels. The Egg Bowl win capped a 9-3 regular season for the Rebels and earned them a berth in the Chick-fil-A Peach Bowl.

*This year's "Battle for the Golden Egg" will take place on Saturday, Nov. 28, at Davis Wade Stadium in Starkville. The match-up will be the 112th meeting between the two schools and the 88th Egg Bowl.*

## THE "EGG BOWL" SERIES OLE MISS LEADS 56-26-5

Date	Site	Results
Nov. 24, 1927	Oxford	Ole Miss 20, Mississippi State 12
Nov. 29, 1928	Starkville	Ole Miss 20, Mississippi State 19
Nov. 30, 1929	Oxford	Ole Miss 7, Mississippi State 7
Nov. 27, 1930	Starkville	Ole Miss 20, Mississippi State 0
Nov. 26, 1931	Oxford	Ole Miss 25, Mississippi State 14
Nov. 24, 1932	Starkville	Ole Miss 13, Mississippi State 0
Dec. 2, 1933	Oxford	Ole Miss 31, Mississippi State 0
Dec. 1, 1934	Jackson	Ole Miss 7, Mississippi State 3
Nov. 30, 1935	Oxford	Ole Miss 14, Mississippi State 6
Nov. 21, 1936	Starkville	Mississippi State 26, Ole Miss 6
Nov. 25, 1937	Oxford	Mississippi State 9, Ole Miss 7
Nov. 26, 1938	Starkville	Ole Miss 19, Mississippi State 6
Nov. 25, 1939	Oxford	Mississippi State 18, Ole Miss 6
Nov. 23, 1940	Starkville	Mississippi State 19, Ole Miss 0
Nov. 29, 1941	Oxford	Mississippi State 6, Ole Miss 0
Nov. 21, 1942	Starkville	Mississippi State 34, Ole Miss 13
Nov. 26, 1944	Oxford	Ole Miss 13, Mississippi State 8
Nov. 24, 1945	Starkville	Ole Miss 7, Mississippi State 6
Nov. 23, 1946	Oxford	Mississippi State 20, Ole Miss 0
Nov. 29, 1947	Starkville	Ole Miss 33, Mississippi State 14
Nov. 27, 1948	Oxford	Ole Miss 34, Mississippi State 7
Nov. 26, 1949	Starkville	Ole Miss 26, Mississippi State 0
Dec. 2, 1950	Oxford	Ole Miss 27, Mississippi State 20
Dec. 1, 1951	Starkville	Ole Miss 49, Mississippi State 7
Nov. 29, 1952	Oxford	Ole Miss 20, Mississippi State 14
Nov. 28, 1953	Starkville	Ole Miss 7, Mississippi State 7
Nov. 27, 1954	Oxford	Ole Miss 14, Mississippi State 0
Nov. 24, 1955	Starkville	Ole Miss 26, Mississippi State 0
Dec. 1, 1956	Oxford	Ole Miss 13, Mississippi State 7
Nov. 30, 1957	Starkville	Ole Miss 7, Mississippi State 7

Date	Site	Results
Nov. 29, 1958	Oxford	Ole Miss 21, Mississippi State 0
Nov. 28, 1959	Starkville	Ole Miss 42, Mississippi State 0
Nov. 26, 1960	Oxford	Ole Miss 35, Mississippi State 9
Dec. 2, 1961	Starkville	Ole Miss 37, Mississippi State 7
Dec. 1, 1962	Oxford	Ole Miss 13, Mississippi State 6
Nov. 30, 1963	Starkville	Ole Miss 10, Mississippi State 10
Dec. 5, 1964	Oxford	Mississippi State 20, Ole Miss 17
Nov. 27, 1965	Starkville	Ole Miss 21, Mississippi State 0
Nov. 26, 1966	Oxford	Ole Miss 24, Mississippi State 0
Dec. 2, 1967	Starkville	Ole Miss 10, Mississippi State 3
Nov. 30, 1968	Oxford	Ole Miss 17, Mississippi State 17
Nov. 27, 1969	Starkville	Ole Miss 48, Mississippi State 22
Nov. 26, 1970	Oxford	Mississippi State 19, Ole Miss 14
Nov. 25, 1971	Starkville	Ole Miss 48, Mississippi State 0
Nov. 25, 1972	Oxford	Ole Miss 51, Mississippi State 14
Nov. 24, 1973	Jackson	Ole Miss 38, Mississippi State 10
Nov. 23, 1974	Jackson	Mississippi State 31, Ole Miss 13
Nov. 22, 1975	Jackson	Ole Miss 13, Mississippi State 7
Nov. 20, 1976	Jackson	**Mississippi State 28, Ole Miss 11
Nov. 19, 1977	Jackson	**Mississippi State 18, Ole Miss 14
Nov. 25, 1978	Jackson	Ole Miss 27, Mississippi State 7
Nov. 24, 1979	Jackson	Ole Miss 14, Mississippi State 9
Nov. 22, 1980	Jackson	Mississippi State 19, Ole Miss 14
Nov. 21, 1981	Jackson	Ole Miss 21, Mississippi State 17
Nov. 20, 1982	Jackson	Mississippi State 27, Ole Miss 10
Nov. 19, 1983	Jackson	Ole Miss 24, Mississippi State 23
Nov. 24, 1984	Jackson	Ole Miss 24, Mississippi State 3
Nov. 23, 1985	Jackson	Ole Miss 45, Mississippi State 27
Nov. 22, 1986	Jackson	Ole Miss 24, Mississippi State 3
Nov. 21, 1987	Jackson	Mississippi State 30, Ole Miss 20

Date	Site	Results
Nov. 26, 1988	Jackson	Ole Miss 33, Mississippi State 6
Nov. 25, 1989	Jackson	Ole Miss 21, Mississippi State 11
Nov. 24, 1990	Jackson	Ole Miss 21, Mississippi State 9
Nov. 23, 1991	Starkville	Mississippi State 24, Ole Miss 9
Nov. 28, 1992	Oxford	Ole Miss 17, Mississippi State 10
Nov. 27, 1993	Starkville	Mississippi State 20, Ole Miss 13
Nov. 26, 1994	Oxford	Mississippi State 21, Ole Miss 17
Nov. 25, 1995	Starkville	Ole Miss 13, Mississippi State 10
Nov. 30, 1996	Oxford	Mississippi State 17, Ole Miss 0
Nov. 29, 1997	Starkville	Ole Miss 15, Mississippi State 14
Nov. 26, 1998	Oxford	Mississippi State 28, Ole Miss 6
Nov. 25, 1999	Starkville	Mississippi State 23, Ole Miss 20
Nov. 23, 2000	Oxford	Ole Miss 45, Mississippi State 30
Nov. 22, 2001	Starkville	Mississippi State 36, Ole Miss 28
Nov. 28, 2002	Oxford	Ole Miss 24, Mississippi State 12
Nov. 27, 2003	Starkville	Ole Miss 31, Mississippi State 0
Nov. 27, 2004	Oxford	Ole Miss 20, Mississippi State 3
Nov. 26, 2005	Starkville	Mississippi State 35, Ole Miss 14
Nov. 25, 2006	Oxford	Ole Miss 20, Mississippi State 17
Nov. 23, 2007	Starkville	Mississippi State 17, Ole Miss 14
Nov. 28, 2008	Oxford	Ole Miss 45, Mississippi State 0
Nov. 28, 2009	Starkville	Mississippi State 41, Ole Miss 27
Nov. 27, 2010	Oxford	Mississippi State 31, Ole Miss 23
Nov. 26, 2011	Starkville	Mississippi State 31, Ole Miss 3
Nov. 24, 2012	Oxford	Ole Miss 41, Mississippi State 24
Nov. 28, 2013	Starkville	Mississippi State 17, Ole Miss 10 (OT)
Nov. 29, 2014	Oxford	Ole Miss 31, Mississippi State 17

\*\*Ole Miss won by forfeit



## OLE MISS BOWL HISTORY

Ole Miss has a proud tradition of bowling that dates back to 1935, including what once was a national record of consecutive bowl appearances — from 1957 to 1972. It is a high standard of excellence which present-day Ole Miss football teams continue to strive for.

Ed Walker coached the first Ole Miss bowl team, the high-scoring outfit of 1935 which outplayed, but was nipped by Catholic University, 20-19, in the 1936 Orange Bowl.

The next bowl for the Rebels was for the 1947 squad, a 12-year wait. But from there, with Coach John Howard Vaught at the Ole Miss helm, bowls came and kept coming after the Rebels following each season. Vaught took the Rebs to the ill-fated Delta Bowl in 1948, as the 1947 SEC Champions beat Texas Christian 13-9. Vaught had to wait until 1952 to go bowling again, but from that point forward, the Rebel mentor made post-season games a habit that was hard to break.

All-in-all, the Rebels participated in six Sugar Bowls, two Gators, one Cotton, two Bluebonnets, two Liberties, one Sun and one Peach during that run of 15 straight. Vaught's personal bowl record was 10-8, while Billy Kinard's 1971 Rebels, with a 9-2 record, earned a bid to play Georgia Tech in the Peach Bowl, which produced a 41-18 triumph.

Ole Miss dropped out of the bowl picture after that 1971 Peach Bowl appearance with Georgia Tech. When Billy Brewer became head coach prior to the 1983 season, the Rebels had not been bowling for 12 years. During Brewer's 11 years as head coach, Ole Miss went to five bowls, twice to the Independence, twice to the Liberty, and once to the Gator. Brewer was 3-2 as a coach in bowl games.

The Rebels returned to postseason action in 1997 for the first time since the 1992 Liberty Bowl, and for the first time under Tommy Tuberville, as Ole Miss was invited to the inaugural Ford Motor City Bowl in Pontiac, Mich., where they defeated Marshall 34-31.

The Rebels then followed with what was probably the biggest upset of the 1998 bowl season, as Ole Miss defeated heavily favored Texas Tech, 35-18, in the Sanford Independence Bowl in head coach David Cutcliffe's debut. Ole Miss went 4-1 in the five bowl games it played in under Cutcliffe as head coach, including three victories in the Independence Bowl, and one victory in the Cotton Bowl (2004).

Ole Miss returned to the Cotton Bowl in 2009 and 2010 under Houston Nutt, who led the Rebels to 47-34 and 21-7 victories, respectively.

Under first-year head coach Hugh Freeze, Ole Miss defeated Pittsburgh 38-17 in the BBVA Compass Bowl on Jan. 5, 2013. The Rebels set a number of BBVA Compass Bowl records, including most points scored by a team (38). Ole Miss followed that with a 25-17 win over Georgia Tech in the Music City Bowl in Nashville, Tennessee, on Dec. 30, 2013.

*Editor's Note: Most of this section on Ole Miss' Bowl History was compiled and written by the late Billy Gates. Gates served as Sports Information Director at Ole Miss for 35 years until his death on Nov. 5, 1976. While serving as SID at Ole Miss, he helped promote 29 Rebels to All-America status in the sport of football and was a charter member of the CoSIDA Hall of Fame.*

## OLE MISS BOWL RESULTS

WON 23, LOST 13 (.639 win pct., 3rd-best in nation)

Date	Bowl	Opponent	Score	Coach
1-1-36	Orange	Catholic U.	19-20	Ed Walker
1-1-48	Delta	TCU	13-9	John H. Vaught
1-1-53	Sugar	Georgia Tech	7-24	John H. Vaught
1-1-55	Sugar	Navy	0-21	John H. Vaught
1-2-56	Cotton	TCU	14-13	John H. Vaught
1-1-58	Sugar	Texas	39-7	John H. Vaught
12-27-58	Gator	Florida	7-3	John H. Vaught
1-1-60	Sugar	LSU	21-0	John H. Vaught
1-2-61	Sugar	Rice	14-6	John H. Vaught
1-1-62	Cotton	Texas	7-12	John H. Vaught
1-1-63	Sugar	Arkansas	17-13	John H. Vaught
1-1-64	Sugar	Alabama	7-12	John H. Vaught
12-19-64	Bluebonnet	Tulsa	7-14	John H. Vaught
12-18-65	Liberty	Auburn	13-7	John H. Vaught
12-17-66	Bluebonnet	Texas	0-19	John H. Vaught
12-30-67	Sun	Texas-El Paso	7-14	John H. Vaught
12-14-68	Liberty	Virginia Tech	34-17	John H. Vaught
1-1-70	Sugar	Arkansas	27-22	John H. Vaught
1-2-71	Gator	Auburn	28-35	John H. Vaught
12-30-71	Peach	Georgia Tech	41-18	Billy Kinard
12-10-83	Independence	Air Force	3-9	Billy Brewer
12-20-86	Independence	Texas Tech	20-17	Billy Brewer
12-28-89	Liberty	Air Force	42-29	Billy Brewer
1-1-91	Gator	Michigan	3-35	Billy Brewer
12-31-92	Liberty	Air Force	13-0	Billy Brewer
12-26-97	Motor City	Marshall	34-31	Tommy Tuberville
12-31-98	Independence	Texas Tech	35-18	David Cutcliffe
12-31-99	Independence	Oklahoma	27-25	David Cutcliffe
12-28-00	Music City	West Virginia	38-49	David Cutcliffe
12-27-02	Independence	Nebraska	27-23	David Cutcliffe
1-2-04	Cotton	Oklahoma State	31-28	David Cutcliffe
1-2-09	Cotton	Texas Tech	47-34	Houston Nutt
1-2-10	Cotton	Oklahoma State	21-7	Houston Nutt
1-5-13	BBVA Compass	Pittsburgh	38-17	Hugh Freeze
12-30-13	Music City	Georgia Tech	25-17	Hugh Freeze
12-31-14	Peach Bowl	TCU	3-42	Hugh Freeze

## REBELS' BOWL SERIES RECORDS

Bowl	Gms	W	L	PF	PA
Sugar	8	5	3	132	105
Cotton	5	4	1	120	94
Independence	5	4	1	112	92
Liberty	4	4	0	102	53
Gator	3	1	2	38	73
Bluebonnet	2	0	2	7	33
BBVA Compass	1	1	0	38	17
Delta	1	1	0	13	9
Motor City	1	1	0	34	31
Music City	2	1	1	63	66
Orange	1	0	1	19	20
Peach	2	1	1	43	60
Sun	1	0	1	7	14
<b>Totals</b>	<b>36</b>	<b>23</b>	<b>13</b>	<b>716</b>	<b>625</b>

## OUTSTANDING PLAYER AWARDS

### SUGAR BOWL

\*Ray Brown, QB, 1958  
 Bobby Franklin, QB, 1960  
 Jake Gibbs, QB, 1961  
 Glynn Griffing, QB, 1963  
 Archie Manning, QB, 1970  
 \* Lone unanimous choice in Sugar Bowl history

### COTTON BOWL

Eagle Day, QB, 1956 - Most Valuable Back  
 Buddy Alliston, LG, 1956 - Most Valuable Lineman  
 Eli Manning, QB, 2004 - Most Valuable Offensive Player  
 Josh Cooper, DE, 2004 - Most Valuable Defensive Player  
 Dexter McCluster, WR, 2009 - Most Valuable Offensive Player  
 Marshay Green, DB, 2009 - Most Valuable Defensive Player  
 Dexter McCluster, RB-WR, 2010 - Most Valuable Offensive Player

### INDEPENDENCE BOWL

Andre Townsend, DT, 1983 - Most Valuable Player, Defense  
 Dwayne Nesmith, 1983 - Scholar Athlete Award  
 Mark Young, QB, 1986 - Most Valuable Player, Offense  
 Jeff Noblin, 1986 - Scholar Athlete Award  
 Kendrick Clancy, DT, 1998 - Most Valuable Player, Defense  
 Romaro Miller, QB, 1998 - Most Valuable Player, Offense  
 Tim Strickland, CB, 1999 - Most Valuable Player, Defense  
 Eli Manning, QB, 2002 - Most Valuable Player, Offense

### LIBERTY BOWL

Charles Hiinton, C, 1965 - Outstanding Offensive Lineman  
 Lee Garner, LLB, 1965 - Outstanding Defensive Lineman  
 Steve Hindman, TB, 1968 - MVP; Outstanding Offensive Back  
 Robert Bailey, M, 1968 - Outstanding Defensive Back  
 Worthy McClure, T, 1968 - Outstanding Offensive Lineman  
 Randy Baldwin, RB, 1989 - MVP; Outstanding Offensive Player  
 Jeff Carter, FS, 1989 - Outstanding Defensive Player  
 Shawn Cobb, LB, 1989 - Outstanding Student-Athlete Award  
 Russ Shows, QB, 1992 - Outstanding Offensive Player  
 Cassius Ware, LB, 1992 - MVP; Outstanding Defensive Player

### GATOR BOWL

Bobby Franklin, QB, 1958 - Most Valuable Player, Winning Team  
 Archie Manning, QB, 1971 - Most Valuable Player, Losing Team  
 Tyrone Ashley, DB, 1991 - Most Valuable Player, Losing Team

### BBVA COMPASS BOWL

Bo Wallace, QB, 2013 - Most Valuable Player

### BLUEBONNET BOWL

Mac McClure, LB, DE, 1996 - Outstanding Ole Miss Player

### MOTOR CITY BOWL

Stewart Patridge, QB, 1997 - Most Valuable Player

### MUSIC CITY BOWL

Bo Wallace, QB, 2013 - Most Valuable Player

### PEACH BOWL

Norris Weese, QB, 1971 - Most Valuable Player, Offense  
 Crowell Armstrong, LB, 1971 - Most Valuable Player, Defense



## TEAM OFFENSE RECORDS

**MOST POINTS:** 47 (vs. Texas Tech, 2009 Cotton, 47-34)  
**FEWEST POINTS:** 0 (vs. Navy, 1955 Sugar; vs. Texas, 1966 Bluebonnet)  
**MOST TOUCHDOWNS:** 6 (vs. Texas, 1958 Sugar; vs. Air Force, 1989 Liberty; vs. Texas Tech, 2009 Cotton)  
**MOST TOUCHDOWNS PASSING:** 3 (vs. LSU, 1960 Sugar; vs. Marshall, 1997 Motor City; vs. Texas Tech, 1998 Independence; vs. Texas Tech, 2009 Cotton; vs. Pittsburgh, 2013 BBVA Compass)  
**MOST FIELD GOALS:** 3 (vs. West Virginia, 2000 Music City)  
**MOST PATS:** 6 (vs. Air Force, 1989 Liberty; vs. Texas Tech, 2009 Cotton)  
**MOST FIRST DOWNS:** 30 (vs. Air Force, 1989 Liberty)  
**FEWEST FIRST DOWNS:** 5 (vs. Navy, 1955 Sugar)  
**MOST FIRST DOWNS RUSHING:** 13 (vs. Texas, 1958 Sugar; vs. Air Force, 1989 Liberty)  
**FEWEST FIRST DOWNS RUSHING:** 2 (vs. Texas-El Paso, 1967 Sun; vs. TCU, 2014 Peach)  
**MOST FIRST DOWNS PASSING:** 20 (vs. Texas Tech, 1986 Independence)  
**FEWEST FIRST DOWNS PASSING:** 1 (vs. Navy, 1955 Sugar; vs. Auburn, 1965 Liberty)  
**MOST PLAYS — TOTAL OFFENSE:** 88 (vs. Texas Tech, 1986 Independence)  
**FEWEST PLAYS — TOTAL OFFENSE:** 48 (vs. Florida, 1958 Gator)  
**MOST RUSHING PLAYS:** 50 (vs. Oklahoma State, 2010 Cotton)  
**FEWEST RUSHING PLAYS:** 7 (vs. Florida, 1958 Gator)  
**MOST PASSING PLAYS:** 51 (vs. West Virginia, 2000 Music City)  
**FEWEST PASSING PLAYS:** 7 (vs. Florida, 1958 Gator)  
**MOST PASSES COMPLETED:** 31 (vs. Texas Tech, 1986 Independence)  
**FEWEST PASSES COMPLETED:** 2 (vs. Florida, 1958 Gator)  
**MOST RUSH-PASS YARDS:** 533 (vs. Air Force, 1989 Liberty)  
**FEWEST RUSH-PASS YARDS:** 109 (vs. Texas-El Paso, 1967 Sun)  
**MOST YARDS RUSHING:** 304 (vs. Texas, 1958 Sugar)  
**FEWEST YARDS RUSHING:** 9 (vs. TCU, 2014 Peach)  
**MOST YARDS PASSING:** 388 (vs. West Virginia, 2000 Music City)  
**FEWEST YARDS PASSING:** 24 (vs. Auburn, 1965 Liberty)  
**MOST PASSES INTERCEPTED BY OLE MISS:** 4 (vs. Navy, 1955 Sugar; vs. Texas, 1958 Sugar; vs. Rice, 1961 Sugar; vs. Texas, 1968 Bluebonnet vs. Oklahoma State, 2010 Cotton)  
**FEWEST PASSES INTERCEPTED BY OLE MISS:** 0 (vs. Air Force, 1983 Independence; vs. Marshall, 1997 Motor City)  
**MOST PENALTIES — YARDS:** 12-93 (vs. West Virginia, 2000 Music City)  
**FEWEST PENALTIES — YARDS:** 2-10 (vs. Rice, 1961 Sugar)  
**MOST FUMBLES — LOST:** +11-6 (vs. Alabama, 1964 Sugar)  
**FEWEST FUMBLES — LOST:** 0-0 (vs. Auburn, 1965 Liberty; vs. Texas, 1966 Bluebonnet; vs. Arkansas, 1970 Sugar; vs. Marshall, 1997 Motor City)

+Sugar Bowl Record

## TEAM DEFENSE RECORDS

**MOST POINTS:** 49 (by W. Virginia, 2000 Music City)  
**FEWEST POINTS:** 0 (by LSU, 1960 Sugar; by Air Force, 1992 Liberty)  
**MOST TOUCHDOWNS:** 7 (by West Virginia, 2000 Music City)  
**FEWEST TOUCHDOWNS:** 0 (by Florida, 1958 Gator; by LSU, 1960 Sugar; by Alabama, 1964 Sugar; by Air Force, 1983 Independence; by Air Force, 1992 Liberty)  
**MOST TOUCHDOWNS RUSHING:** 3 (by Texas, 1966 Bluebonnet; by Georgia Tech, 1971 Peach; by Oklahoma State, 2004 Cotton)  
**FEWEST TOUCHDOWNS RUSHING:** 0 (by TCU, 1948 Delta; by Florida, 1958 Gator; by LSU, 1960 Sugar; by Arkansas, 1963 Sugar; by Alabama, 1964 Sugar; by Air Force, 1983 Independence; by Air Force, 1992 Liberty; by Oklahoma, 1999 Independence; by Oklahoma State, 2010 Cotton; by Pittsburgh, 2013 BBVA Compass)  
**MOST TOUCHDOWNS PASSING:** 5 (by West Virginia, 2000 Music City)  
**FEWEST TOUCHDOWNS PASSING:** 0 (by TCU, 1948 Delta; by TCU, 1956 Cotton; Texas, 1958 Sugar; by Florida, 1958 Gator; LSU, 1960 Sugar; by Rice, 1961 Sugar; by Alabama, 1964 Sugar; by Auburn, 1965 Liberty; by Texas, 1966 Bluebonnet; by Virginia Tech, 1968 Liberty; by Air Force, 1983 Independence; by Texas Tech, 1986 Independence; by Air Force, 1992 Liberty)  
**MOST FIELD GOALS:** 4 (by Alabama, 1964 Sugar); 2 (by Arkansas, 1963 Sugar)  
**MOST PAT:** 7 (by West Virginia, 2000 Music City)  
**FEWEST PAT:** 0 (by Florida, 1958 Gator; by LSU, 1960 Sugar; by Rice, 1961 Sugar; Texas, 1962 Cotton; by Alabama, 1964 Sugar; by Georgia Tech, 1971; Peach; by Air Force, 1983 Independence; Air Force, 1992 Liberty)  
**MOST FIRST DOWNS:** 35 (by Michigan, 1991 Gator)  
**FEWEST FIRST DOWNS:** 6 (by LSU, 1960 Sugar; by Arkansas, 1963 Sugar)  
**MOST PLAYS — TOTAL OFFENSE:** 85 (by Michigan, 1991 Gator)  
**FEWEST PLAYS — TOTAL OFFENSE:** 47 (by Arkansas, 1963 Sugar)  
**MOST RUSHING PLAYS:** 63 (by Air Force, 1983 Independence)  
**FEWEST RUSHING PLAYS:** 23 (by Marshall, 1997 Motor City)  
**MOST PASSING PLAYS:** 58 (by Texas Tech, 2009 Cotton)  
**FEWEST PASSING PLAYS:** 5 (by TCU, 1956 Cotton)  
**MOST PASSES COMPLETED:** 39 (by Oklahoma, 1999 Independence)  
**FEWEST PASSES COMPLETED:** 1 (by Virginia Tech, 1968 Liberty)  
**MOST RUSH-PASS YARDS:** 715 (by Michigan, 1991 Gator)  
**FEWEST RUSH-PASS YARDS:** 74 (by LSU, 1960 Sugar)  
**MOST YARDS RUSHING:** 391 (by Michigan, 1991 Gator)  
**FEWEST YARDS RUSHING:** -15 (by LSU, 1960 Sugar)  
**MOST YARDS PASSING:** 390 (by Oklahoma, 1999 Independence)  
**FEWEST YARDS PASSING:** 2 (by Virginia Tech, 1968 Liberty)  
**MOST PASSES INTERCEPTED:** 5 (by Texas, 1962 Cotton)

**MOST PENALTIES — YARDS:** 12 — 120 (Virginia Tech, 1968 Liberty)  
**FEWEST PENALTIES:** 1 (Navy, 1955 Sugar)  
**MOST YARDS PENALIZED:** 2-12 (Air Force, 1989 Liberty)  
**MOST FUMBLES — LOST:** 7-4 (by Texas, 1958 Sugar)  
**FEWEST FUMBLES — LOST:** 0-0 (by Navy, 1955 Sugar; by Arkansas, 1963 Sugar; by Tulsa, 1964 Bluebonnet; by Auburn, 1965 Liberty; by Texas-El Paso, 1967 Sun; by West Virginia, 2000 Music City; by Oklahoma State, 2004 Cotton)

## INDIVIDUAL OFFENSE RECORDS

### Most Plays — Total Offense

- 62 Mark Young (12 running, 50 passing), vs. Texas Tech, 1986 Independence
- 50 Eli Manning (6 running, 44 passing), vs. Nebraska, 2002 Independence
- 50 Stewart Patridge (3 running, 47 passing), vs. Marshall, 1997 Motor City
- 48 Archie Manning (13 running, 35 passing), vs. Arkansas, 1970 Sugar
- 45 Bo Wallace (13 running, 32 passing), vs. Georgia Tech, 2013 Music City
- 42 John Darnell (9 running, 33 passing), vs. Air Force, 1989 Liberty
- 40 Bo Wallace (8 running, 32 passing), vs. Pittsburgh, 2013 BBVA Compass
- 39 Dexter McCluster (34 running, 5 receiving), vs. Oklahoma State, 2010 Cotton
- 39 Archie Manning (11 running, 28 passing), vs. Auburn, 1971 Gator
- 39 Archie Manning (11 running, 28 passing), vs. Virginia Tech, 1968 Liberty
- 39 Glynn Griffing (16 running, 23 passing), vs. Arkansas, 1963 Sugar
- 39 Glynn Griffing (10 running, 29 passing), vs. Texas, 1962 Cotton

### Most Yards — Total Offense

- 342 Bo Wallace (86 running, 356 passing), vs. Georgia Tech, 2013 Music City
- 335 Stewart Patridge (3 running, 332 passing), vs. Marshall, 1997 Motor City
- 314 Mark Young (-29 running, 343 passing), vs. Texas Tech, 1986 Independence
- 312 Archie Manning (39 running, 273 passing), vs. Arkansas, 1970 Sugar
- 290 Jevan Snead (-2 running, 292 passing), vs. Texas Tech, 2009 Cotton
- 289 Eli Manning (-24 running, 313 passing), vs. Nebraska, 2002 Independence
- 275 Archie Manning (95 running, 180 passing), vs. Auburn, 1971 Gator
- 260 Eli Manning (1 running, 259 passing), vs. Oklahoma State, 2004 Cotton
- 260 John Darnell (-1 running, 261 passing), vs. Air Force, 1989 Liberty)
- 257 Glynn Griffing (15 running, 242 passing), vs. Arkansas, 1963 Sugar
- 253 Romaro Miller (32 running, 221 passing), vs. W. Virginia, 2000 Music City
- 229 Dexter McCluster (184 running, 45 receiving), vs. Oklahoma State, 2010 Cotton
- 212 Romaro Miller (-4 running, 216 passing), vs. Texas Tech, 1998 Independence
- 208 Glynn Griffing (45 running, 163 passing), vs. Texas, 1962 Cotton
- 187 Romaro Miller (-15 running, 202 passing), vs. Oklahoma, 1999 Independence
- 187 Charlie Conerly (0 running, 187 passing), vs. TCU, 1948 Delta
- 181 Ray Brown (157 running, 24 passing), vs. Texas, 1958 Sugar
- 178 Bo Wallace (27 running, 151 passing), vs. Pittsburgh, 2013 BBVA Compass
- 177 Russ Shows (14 running, 163 passing), vs. Air Force, 1992 Liberty
- 167 Bobby Franklin (19 running, 148 passing), vs. LSU, 1960 Sugar
- 167 Eli Manning (0 running, 167 passing), vs. W. Virginia, 2000 Music City



Jake Gibbs ran for two TDs in the Rebels' 14-6 Sugar Bowl win over Rice in 1961 to claim Ole Miss' second straight national championship.



## Most Yards — Rushing

- 184 Dexter McCluster (34 plays), vs. Oklahoma State, 2010 Cotton
- 177 Randy Baldwin (14 plays), vs. Air Force, 1989 Liberty
- 157 Ray Brown (15 plays), vs. Texas, 1958 Sugar
- 133 Tremaine Turner (20 plays) vs. Oklahoma State, 2004 Cotton
- 121 Deuce McAllister (17 plays) vs. Oklahoma, 1999 Independence
- 121 Steve Hindman (15 plays), vs. Virginia Tech, 1968 Liberty
- 119 Greg Ainsworth (28 plays), vs. Georgia Tech, 1971 Peach
- 111 Buford McGee (22 plays), vs. Air Force, 1983 Independence
- 110 John Avery (27 plays), vs. Marshall, 1997 Motor City
- 101 Brandon Bolden (11 plays), vs. Texas Tech, 2009 Cotton
- 99 Dexter McCluster (14 plays), vs. Texas Tech, 2009 Cotton
- 96 l'Tavius Mathers (6 plays) vs. Pittsburgh, 2013 BBVA Compass
- 95 Archie Manning (11 plays), vs. Auburn, 1971 Gator
- 94 Bo Bowen (12 plays), vs. Arkansas, 1970 Sugar
- 86 Bo Wallace (13 plays), vs. Georgia Tech, 2013 Music City
- 79 Deuce McAllister (27 plays), vs. Texas Tech, 1998 Independence
- 79 Paige Cothren (12 plays), vs. TCU, 1956 Cotton
- 75 Mike Dennis (15 plays), vs. Auburn, 1965 Liberty
- 73 Mike Dennis (17 plays), vs. Tulsa, 1964 Bluebonnet
- 72 Jimmy Heidel (16 plays), vs. Auburn, 1965 Liberty
- 71 Deuce McAllister (8 plays), vs. Marshall, 1997 Motor City

## Most Yards — Passing

- 343 Mark Young vs. Texas Tech, 1986 Independence
- 332 Stewart Patridge vs. Marshall, 1997 Motor City
- 313 Eli Manning vs. Nebraska, 2002 Independence
- 292 Jevan Snead vs. Texas Tech, 2009 Cotton
- 273 Archie Manning vs. Arkansas, 1970 Sugar
- 259 Eli Manning vs. Oklahoma State, 2004 Cotton
- 256 Bo Wallace vs. Georgia Tech, 2013 Music City
- 242 Glynn Griffing vs. Arkansas, 1963 Sugar
- 221 Romaro Miller vs. W. Virginia, 2000 Music City
- 216 Romaro Miller vs. Texas Tech, 1998 Independence
- 202 Romaro Miller vs. Oklahoma, 1999 Independence
- 187 Charlie Conerly vs. TCU, 1948 Delta
- 180 Archie Manning vs. Auburn, 1971 Gator
- 167 Jevan Snead vs. Oklahoma State, 2010 Cotton
- 167 Eli Manning vs. W. Virginia, 2000 Music City
- 163 Russ Shows vs. Air Force, 1992 Liberty
- 163 Glynn Griffing vs. Texas, 1962 Cotton
- 151 Bo Wallace vs. Pittsburgh, 2013 BBVA Compass
- 150 Russ Shows vs. Michigan, 1991 Gator
- 148 Bobby Franklin vs. LSU, 1960 Sugar
- 141 Archie Manning vs. Virginia Tech, 1968 Liberty

## Most Passes Attempted

- 50 Mark Young vs. Texas Tech, 1986 Independence
- 47 Stewart Patridge vs. Marshall, 1997 Motor City
- 44 Eli Manning vs. Nebraska, 2002 Independence
- 35 Archie Manning vs. Arkansas, 1970 Sugar
- 33 John Darnell vs. Air Force, 1989 Liberty
- 32 Bo Wallace vs. Pittsburgh, 2013 BBVA Compass
- 32 Bo Wallace vs. Georgia Tech, 2013 Music City
- 31 Eli Manning vs. Oklahoma State, 2004 Cotton
- 31 Romaro Miller vs. W. Virginia, 2000 Music City
- 29 Jevan Snead vs. Texas Tech, 2009 Cotton
- 29 Glynn Griffing vs. Texas, 1962 Cotton
- 28 Romaro Miller vs. Oklahoma, 1999 Independence
- 28 Archie Manning vs. Virginia Tech, 1968 Liberty

- 28 Charlie Conerly vs. TCU, 1948 Delta
- 27 Kelly Powell vs. Air Force, 1983 Independence
- 24 Jim Weatherly vs. Tulsa, 1964 Bluebonnet
- 23 Jevan Snead vs. Oklahoma State, 2010 Cotton
- 23 Romaro Miller vs. Texas Tech, 1998 Independence
- 23 Bruce Newell vs. Texas-El Paso, 1967 Sun
- 23 Glynn Griffing vs. Arkansas, 1963 Sugar

## Most Passes Completed

- 31 Mark Young (31x50), vs. Texas Tech, 1986 Independence
- 29 Stewart Patridge (29x47), vs. Marshall, 1997 Motor City
- 25 Eli Manning (25x44), vs. Nebraska, 2002 Independence
- 22 Bo Wallace (22x32), vs. Georgia Tech, 2013 Music City
- 22 Bo Wallace (22x32), vs. Pittsburgh, 2013 BBVA Compass
- 22 Eli Manning (22x31), vs. Oklahoma State, 2004 Cotton
- 21 Archie Manning (21x35), vs. Arkansas, 1970 Sugar
- 19 John Darnell (19x33), vs. Air Force, 1989 Liberty
- 19 Archie Manning (19x28), vs. Auburn, 1971 Gator
- 18 Jevan Snead (18x29), vs. Texas Tech, 2009 Cotton
- 18 Romaro Miller (18x28), vs. Oklahoma, 1999 Independence
- 16 Jim Weatherly (16x24), vs. Tulsa, 1964 Bluebonnet
- 16 Romaro Miller (16x31), vs. W. Virginia, 2000 Music City
- 14 Romaro Miller (14x23), vs. Texas Tech, 1998 Independence
- 14 Glynn Griffing (14x23), vs. Arkansas, 1963 Sugar
- 13 Jevan Snead (13x23), vs. Oklahoma State, 2010 Cotton
- 12 Russ Shows (12x20), vs. Michigan, 1991 Gator
- 12 Archie Manning (12x28), vs. Virginia Tech, 1968 Liberty
- 12 Bruce Newell (12x23), vs. Texas-El Paso, 1967 Sun
- 12 Glynn Griffing (12x29), vs. Texas, 1962 Cotton
- 12 Charlie Conerly (12x28), vs. TCU, 1948 Delta
- 12 Eli Manning (12x20), vs. W. Virginia, 2000 Music City

## Most Passes Caught

- 9 Jim Poole (111 yards), vs. Auburn, 1971 Gator
- 9 Mike Dennis (114 yards), vs. Tulsa, 1964 Bluebonnet
- 8 Chris Collins (75 yards), vs. Oklahoma State, 2004 Cotton
- 8 J. R. Ambrose (102 yards), vs. Texas Tech, 1986 Independence
- 7 Shay Hodge (112 yards) vs. Oklahoma State, 2010 Cotton
- 7 Cory Peterson (66 yards), vs. Marshall, 1997 Motor City
- 7 Floyd Franks (78 yards), vs. Auburn, 1971 Gator
- 7 Jim Poole (72 yards), vs. Arkansas, 1970 Sugar
- 6 Donte Moncrief (113 yards), vs. Georgia Tech 2013 Music City
- 6 Ja-Mes Logan (36 yards), vs. Pittsburgh, 2013 BBVA Compass
- 6 Donte Moncrief (31 yards), vs. Pittsburgh, 2013 BBVA Compass
- 6 Dexter McCluster (83 yards) vs. Texas Tech, 2009 Cotton
- 6 Rufus French (37 yards), vs. Marshall, 1997 Motor City

- 6 Tim Moffett (96 yards), vs. Air Force, 1983 Independence
- 6 Hank Shows (70 yards), vs. Virginia Tech, 1968 Liberty
- 6 Billy Kinard (83 yards), vs. TCU, 1956 Cotton
- 6 Chris Collins (58 yards), vs. Nebraska, 2002 Independence
- 6 Bill Flowers (76 yards), vs. Nebraska, 2002 Independence

## Scoring Leaders

- 18 Deuce McAllister, vs. Texas Tech, 1998 Independence (3 TD)
- 12 Bo Wallace, vs. Georgia Tech 2013 Music City (2 TD)
- 12 Dexter McCluster vs. Oklahoma State, 2010 Cotton (2 TD)
- 12 Gerald Harris, vs. Texas Tech, 2009 Cotton (2 TD)
- 12 Toward Sanford, vs. Nebraska, 2002 Independence (2 TD)
- 12 Deuce McAllister, vs. Oklahoma, 1999 Independence (2 TD)
- 12 Randy Baldwin, vs. Air Force, 1989 Liberty (2 TD)
- 12 Jim Porter, vs. Georgia Tech, 1971 Peach (2 TD)
- 12 Jake Gibbs, vs. Rice, 1961 Sugar (2 TD)
- 12 Ray Brown, vs. Texas, 1958 Sugar (2 TD)
- 12 Les Binkley, vs. W. Virginia, 2000 Music City (3 FG, 3x3 EP)
- 11 Cloyce Hinton, vs. Georgia Tech, 1971 Peach (2 FG, 5x5 EP)
- 10 Jim Poole, vs. Auburn, 1971 Gator (1 TD, 4x4 EP)
- 10 Van Brown, vs. Virginia Tech, 1968 Liberty (2 FG, 4x4 EP)

## Most Scoring Passes

- 3 Bo Wallace vs. Pittsburgh, 2013 BBVA Compass
- 3 Jevan Snead, vs. Texas Tech, 2009 Cotton
- 3 Eli Manning, vs. Oklahoma State, 2004 Cotton
- 3 Eli Manning, vs. W. Virginia, 2000 Music City
- 3 Romaro Miller, vs. Texas Tech, 1998 Independence
- 3 Stewart Patridge, vs. Marshall, 1997 Motor City
- 2 Romaro Miller, vs. Oklahoma, 1999 Independence
- 2 Archie Manning, vs. Virginia Tech, 1968 Liberty
- 2 Bobby Franklin, vs. LSU, 1960 Sugar
- 2 Charlie Conerly, vs. TCU, 1948 Delta

## Most Passes Intercepted By

- 3 Bo Wallace vs. TCU, 2014 Peach
- 3 Jevan Snead vs. Oklahoma State, 2010 Cotton
- 3 Tommy Luke, vs. Texas, 1966 Bluebonnet
- 3 Ray Brown, vs. Texas, 1958 Sugar

## Punting Leaders

- 48.2 Tyler Campbell (4 punts), vs. Oklahoma State, 2010 Cotton
- 47.3 Larry Northam (6 punts), vs. Auburn, 1971 Gator
- 45.5 Bill Smith (6 punts), vs. Texas Tech, 1986 Independence
- 44.0 Frank Lambert (4 punts), vs. Alabama, 1964 Sugar
- 43.8 Cody Ridgeway (8 punts), vs. Nebraska, 2002 Independence
- 43.6 Bill Smith (5 punts), vs. Air Force, 1983 Independence
- 43.1 Will Gleeson (8 punts), vs. TCU 2014 Peach
- 42.7 Eagle Day (6 punts), vs. TCU, 1956 Cotton
- 42.4 Tyler Campbell (5 punts), vs. Georgia Tech 2013 Music City
- 42.3 Julian Fagan (11 punts), vs. Texas-El Paso, 1967 Sun

# BOWL RECORDS HELD BY OLE MISS

## BBVA COMPASS BOWL

**Attendance, two teams:** 59,135  
(Ole Miss vs. Pittsburgh, 2013)  
**Most points scored, two teams:** 55  
(Ole Miss-38 vs. Pittsburgh-17, 2013)  
**Most points scored, one team:** 38  
(Ole Miss vs. Pittsburgh, 2013)  
**Most points scored in a half, one team:** 24, first half  
(Ole Miss vs. Pittsburgh, 2013)  
**Longest run from scrimmage:** 62, l'Tavius Mathers  
(Ole Miss vs. Pittsburgh, 2013)  
**Longest TD run from scrimmage:** 62, l'Tavius Mathers  
(Ole Miss vs. Pittsburgh, 2013)  
**Most rushing attempts (tied), one team:** 49  
(Ole Miss vs. Pittsburgh, 2013)\*

## BLUEBONNET BOWL

**Most passes had intercepted, one team:** 4  
(Ole Miss vs. Texas, 1966)  
**Most interception return yards, two teams:** 94  
(Texas-54, Ole Miss-40, 1966)  
**Most passes intercepted, two teams:** 8  
(Texas-4, Ole Miss-4, 1966)  
**Fewest punt return yards, two teams:** 0  
(Texas vs. Ole Miss, 1966)  
**Fewest punt returns, two teams:** 0  
(Texas vs. Ole Miss, 1966)  
**Fewest fumbles, one team:** 0 (Texas vs. Ole Miss, 1966)  
**Fewest fumbles lost, two teams:** 0 (Tulsa vs. Ole Miss, 1964)  
**Fewest points, one team:** 0 (Texas vs. Ole Miss, 1966)  
**Fewest TD one team:** 0 (Texas vs. Ole Miss, 1966)  
**Fewest conversions, one team:** 0 (Texas vs. Ole Miss, 1966)  
**Most pass interceptions:** 3, Tommy Luke  
(Texas vs. Ole Miss, 1966)

## COTTON BOWL

**Best interception percentage:** 40%, picked off  
2-of-5 passes (TCU vs. Ole Miss, 1956)  
**Most points in first half, two teams:** 45  
(Ole Miss-24, Texas Tech-21, 2009)\*  
**Most touchdowns passing in first half:** 3, Jevan Snead  
(Ole Miss vs. Texas Tech, 2009)\*  
**Most rushing attempts:** 34, Dexter McCluster  
(Ole Miss vs. Oklahoma State, 2010)  
**Most offensive plays:** 39, Dexter McCluster  
(Ole Miss vs. Oklahoma State, 2010)  
**Most punt return yards:** 106, Marshay Green  
(Ole Miss vs. Oklahoma State, 2010)  
**Highest punt return average:** 28.5, Marshay Green  
(Ole Miss vs. Oklahoma State, 2010)  
**Most passing yards, career:** 460, Jevan Snead  
(Ole Miss vs. Texas Tech, 2009; Oklahoma State, 2010)  
**Most PATs, career:** 9, Joshua Shene  
(Ole Miss vs. Texas Tech, 2009; Oklahoma State, 2010)  
**Most offensive plays, career:** 59, Dexter McCluster  
(Ole Miss vs. Texas Tech, 2009; Oklahoma State, 2010)

## GATOR BOWL

**Longest FG, individual:** 51  
Brian Lee (Ole Miss vs. Michigan, 1991)

## INDEPENDENCE BOWL

**Most yards passing, two teams:** 592  
(Ole Miss vs. Oklahoma, 1999)  
**Most passes attempted, two teams:** 90  
(Ole Miss vs. Texas Tech, 1986)

**Most passes completed, two teams:** 57  
(Ole Miss vs. Oklahoma, 1999)  
**Most touchdown passes, team:** 3  
(Ole Miss vs. Texas Tech, 1998)\*  
**Most touchdown passes, individual:** 3, Romaro Miller  
(Ole Miss vs. Texas Tech, 1998)\*  
**Most first downs passing:** 20 (Ole Miss vs. Texas Tech, 1986)  
**Most passes intercepted, individual:** 2, Anthony Magee  
(Ole Miss vs. Texas Tech, 1998)\*  
**Longest run from scrimmage:** 80, Deuce McAllister  
(Ole Miss vs. Oklahoma, 1999)  
**Longest TD run from scrimmage:** 80, Deuce McAllister  
(Ole Miss vs. Oklahoma, 1999)

## LIBERTY BOWL

**Most first downs:** 30 [13 rushing, 17 passing]  
(Ole Miss vs. Air Force, 1989)  
**Most touchdowns, game:** 6, (Ole Miss vs. Air Force, 1989)  
**Least first downs passing:** 0 (Auburn vs. Ole Miss, 1965;  
Virginia Tech vs. Ole Miss, 1968)  
**Least times fumbled:** 0 (Auburn vs. Ole Miss, 1965)\*  
**Fumbles lost:** 0 (Auburn vs. Ole Miss, 1965)\*

## MOTOR CITY BOWL

**Fewest passes intercepted:** 0 (Ole Miss vs. Marshall, 1997)\*  
**Fewest fumbles:** 0 (Ole Miss vs. Marshall, 1997)\*  
**Fewest fumbles lost:** 0 (Ole Miss vs. Marshall, 1997)\*  
**Most punts returned, team:** 5 (Ole Miss vs. Marshall, 1997)\*

## MUSIC CITY BOWL

**Most yards passing:** 388 (Ole Miss vs. West Virginia, 2000)  
**Most points allowed:** 49 (Ole Miss vs. West Virginia, 2000)  
**Most penalties:** 12 (Ole Miss vs. West Virginia, 2000)\*  
**Most rushing touchdowns:** 2, Bo Wallace  
(Ole Miss vs. Georgia Tech, 2013)\*

## ORANGE BOWL

**Fewest passing attempts:** 3 (Catholic vs. Ole Miss, 1936)\*

## SUGAR BOWL

**Most fumbles, two teams:** 17 (Alabama-6, Ole Miss-11, 1964)  
**Most fumbles, team:** 11 (Ole Miss vs. Alabama, 1964)  
**Most fumbles lost:** 6 (Alabama vs. Ole Miss, 1964)  
**Longest run from scrimmage:** 92, Raymond Brown  
(Ole Miss vs. Texas, 1958)  
**Longest TD run from scrimmage:** 92, Raymond Brown  
(Ole Miss vs. Texas, 1958)

## PEACH BOWL

**Most points scored in one quarter:** 28, second quarter  
(Georgia Tech vs. Ole Miss, 1971)\*  
**Most points scored in one half:** 38, first half  
(Georgia Tech vs. Ole Miss, 1971)

\*— *Ties record*

# OLE MISS IN BOWL RECORD BOOK

## BOWL WINNING PCT. (min 25 app.)

1.	Southern California (33-17)	.660
2.	Oklahoma State (16-9)	.640
3.	<b>OLE MISS (23-13)</b>	<b>.639</b>
4.	Penn State (28-15-2)	.633
5.	Syracuse (15-9-1)	.620
6.	Florida State (25-15-2)	.619
7.	Oklahoma (28-19-1)	.594
8.	Auburn (22-15-2)	.590
	Georgia (28-19-3)	.590
10.	Alabama (34-24-3)	.582

## BOWL VICTORIES

1.	Alabama	34
2.	Southern California	33
3.	Oklahoma	28
	Georgia	28
5.	Texas	27
6.	Tennessee	26
7.	Florida State	25
	Nebraska	25
9.	Georgia Tech	24
10.	<b>OLE MISS</b>	<b>23</b>
	LSU	23
12.	Auburn	22
	Penn State	22
14.	Florida	21
	Ohio State	21

### Other SEC schools:


Texas A&M	17
Missouri	15
Arkansas	14
Mississippi State	10
Kentucky	8
South Carolina	8
Vanderbilt	4

## BOWL APPEARANCES

1.	Alabama	62
2.	Texas	53
3.	Nebraska	51
4.	Southern California	50
	Georgia	50
	Tennessee	50
7.	Oklahoma	48
8.	LSU	46
9.	Penn State	45
	Ohio State	45
11.	Michigan	43
	Georgia Tech	43
13.	Florida State	42
14.	Florida	41
15.	Arkansas	40
16.	Auburn	39
17.	Clemson	37
18.	Texas Tech	36
	<b>OLE MISS</b>	<b>36</b>
	Miami (Fl.)	36
	Texas A&M	36

### Other SEC schools:

Missouri	31
South Carolina	20
Mississippi State	18
Kentucky	15
Vanderbilt	7



## 1936 ORANGE BOWL

Catholic University 20  
Ole Miss 19



Ray Hapes

In its inaugural bowl game, Ole Miss fell 20-19 to an opportunistic Catholic University squad from Washington, D.C., which at the time ranked as an Eastern power.

The Rebels held a 15-7 advantage in first downs and out-gained the Cardinal 265-172. However, Ole Miss was unable to overcome deficits of 13-0 and 19-7.

Catholic took a 7-0 lead after converting one of four Ole Miss picks on the day into a 51-yard scoring drive, capped by Bill Adamaitis' two-yard touchdown run.

The Cardinal increased its lead to 13-0 in the second quarter when Adamaitis connected with Speck Foley on a 48-yard touchdown pass.

Ole Miss would pull to within seven at 13-6 before halftime when Ned Peters ran 67 yards for a score.

The Rebels would hold Catholic without a first down in the second half; however, the Cardinal went up 20-7 by scoring a touchdown off a blocked punt.

Ole Miss would get two fourth-quarter scores for the 20-19 final. Dave Bernard scored on a one-yard run to make it 20-12 after the PAT attempt failed, and Herb Baumstein found Buster Poole for a 24-yard touchdown pass.

OLE MISS	0	6	0	13	—	19
CATHOLIC	7	6	7	0	—	20

### SCORING

- CU — Adamaitis 2 run (Mulligan PAT)
- CU — Foley 48 pass from Adamaitis (PAT missed)
- OM — Peters 67 run (PAT missed)
- CU — Ryzewski blocked punt (Makofskie PAT)
- OM — Bernard 1 run (PAT missed)
- OM — Poole 24 pass from Baumsten (Richardson PAT)

ATTENDANCE — 6,568

### TEAM STATISTICS

	OM	CU
First Downs	15	7
Rushing (Net)	212	124
Passing (Net)	53	48
Total Offense	265	172
Passing C-A-I	3-12-4	1-3-2
Punts-Avg.	11-38	13-41
Fumbles-Lost	3-2	1-1
Penalties-Yards	10	30


### INDIVIDUAL LEADERS

- Rushing
  - OM — Peters 11-89; Rogers 16-50; Hapes 9-46
  - CU — Makofeke 12-46; Carroll 12-45
- Passing
  - OM — Baumsten 3-12-4 53 (TD)
  - CU — Adamaistis 1-3-2 48 (TD)
- Receiving
  - OM — Poole 1-24 (TD)
  - CU — Foley 1-48 (TD)



## 1948 DELTA BOWL

Ole Miss 13  
TCU 9



Dixie Howell

Ole Miss recorded its first bowl victory with a 13-9 win over TCU in front of 28,120 at Memphis' Crump Stadium in the 1948 Delta Bowl.

Charlie Conerly passed for two fourth-quarter scores to rally the Rebels from a 9-0 deficit in his final game in an Ole Miss uniform.

Conerly's first touchdown pass was a 26-yarder to Joe Johnson to cut the Horned Frog's lead to 9-6.

After a Bobby Wilson interception, Conerly hit Johnson for 52 yards to the TCU 13. Conerly then found Dixie Howell from 13 yards for a touchdown. Bobby Oswalt, who missed on his earlier PAT attempt, was accurate his second time around to make it 13-9.

Red Buchanan then sealed the win with an interception at midfield to snuff out any TCU comeback attempt.

OLE MISS	0	0	0	13	—	13
TCU	0	9	0	0	—	9

### SCORING

- TCU — Berry 28 interception return (Pitcock PAT)
- TCU — Blocked punt out of end zone
- OM — Johnson 26 pass from Conerly (PAT missed)
- OM — Howell 13 pass from Conerly (Oswalt PAT)

ATTENDANCE — 28,120

### TEAM STATISTICS

	OM	TCU
First Downs	16	16
Rushing (Net)	111	135
Passing (Net)	187	54
Total offense	298	189
Passing C-A-I	12-30-2	6-11-2
Punts-Avg.	4-32.8	5-42.6
Fumbles-Lost	1-1	4-2
Penalties-Yards	8-40	4-40


### INDIVIDUAL LEADERS

- Rushing
  - OM — Salmon 5-42; Jenkins 6-25
  - TCU — Stout 14-69
- Passing
  - OM — Conerly 12-28-1 (2 TD); Wilson 0-2-1
  - TCU — Berry 3-5-1 32; Stout 2-4-0 16
- Receiving
  - OM — Johnson 3-79 (TD)
  - TCU — Bailey 3-22



## 1953 SUGAR BOWL

Georgia Tech 24  
Ole Miss 7



Jimmy Lear

In its first of eight Sugar Bowl appearances, seventh-ranked Ole Miss dropped a 24-7 decision to No. 2 Georgia Tech.

The Rebels, who brought an 8-0-2 mark into the contest, struck early. Wissy Dillard's four-yard touchdown run and Jimmy Lear's PAT gave Ole Miss a 7-0 lead 3:45 into the game.

The Engineers would provide all the scoring the rest of the day. Georgia Tech got a touchdown and a field goal to take a 10-7 lead into intermission and then added a pair of touchdowns in the second half.

Georgia Tech would finish the year 12-0, and through the Sugar Bowl, had not been beaten in 25 starts.

Statistically, the game was even. Georgia Tech held a slight 16-15 advantage in first downs and a 295-287 edge in total offense. However, the Rebels were plagued by six turnovers.

OLE MISS	7	0	0	0	—	7
GEORGIA TECH	0	10	7	7	—	24

### SCORING

- OM — Dillard 4 run (Lear PAT)
- GT — Brigman 1 run (Rodgers PAT)
- GT — Rodgers 25 FG
- GT — Hardeman 6 run (Rodgers PAT)
- GT — Knox 26 pass from Rodgers (Rodgers PAT)

ATTENDANCE — 80,205

### TEAM STATISTICS

	OM	GT
First Downs	15	16
Rushing (Net)	137	194
Passing (Net)	150	101
Total offense	287	295
Passing C-A-I	11-23-3	10-18-1
Punts-Avg.	7-35.4	6-41.8
Fumbles-Lost	5-3	5-2
Penalties	6-60	5-42


### INDIVIDUAL LEADERS

- Rushing
  - OM — Dillard 17-39 (TD); Westerman 7-36; Lofton 11-24
  - GT — Hardeman 14-76 (TD); Turner 20-56; Teas 11-47
- Passing
  - OM — Lear 8-19-3 122
  - GT — Brigman 5-7-1 39; Rodgers 4-9-0 55 (TD)
- Receiving
  - OM — Dillard 2-16; Westerman 2-23; Bridges 2-25; Slay 1-45
  - GT — Hardeman 2-24; Marks 2-14; Teas 2-12



## 1955 SUGAR BOWL

Navy 21  
Ole Miss 0



George Harris

Navy shutdown an explosive Ole Miss offense en route to posting a 21-0 victory over the SEC Champion Rebels in front of 83,000 at the 1955 Sugar Bowl.

Ole Miss entered the game having outscored its opponents 283-47. However, the Midshipmen would outgain the Rebels 442-121, including holding a 295-78 advantage on the ground.

Navy took the opening kickoff and marched 70 yards for a three-

yard touchdown run by Joe Gattuso to take a 7-0 lead. The Midshipmen would carry the seven-point lead into halftime.

Navy would also score on its first possession of the second half, taking the kickoff and marching 86 yards. John Weaver's 16-yard touchdown pass from George Welsh capped the 11-play drive and extended the lead to 14-0.

Gattuso would complete the scoring with his second touchdown, a one-yard run in the third quarter.

OLE MISS	0	0	0	0	—	0
NAVY	7	0	14	0	—	21

### SCORING

- N — Gattuso 3 run (Weaver PAT)
- N — Weaver 16 pass from Welsh (Weaver PAT)
- N — Gattuso 1 run (Weaver PAT)

ATTENDANCE — 83,000

### TEAM STATISTICS

	OM	N
First Downs	5	20
Rushing (Net)	78	295
Passing (Net)	43	147
Total Offense	121	442
Passing C-A-I	5-18-0	12-28-4
Punts-Avg.	9-36.1	4-33.8
Fumbles-Lost	2-1	1-0
Penalties-Yards	6-50	1-15


### INDIVIDUAL LEADERS

- Rushing
  - OM — Cothren 7-24
  - N — Gattuso 16-111 (2 TD); Weaver 16-106.
- Passing
  - OM — Day 2-9-0 16; Patton 3-6-0 27
  - N — Welsh 8-14 76 (TD); Echard 3-10-2 40
- Receiving
  - OM — Muirhead 2-16
  - N — Weaver 3-39 (TD); Beagle 3-19



## 1956 COTTON BOWL

Ole Miss 14  
TCU 13



Eagle Day

Quarterback Eagle Day led Ole Miss to its first major bowl win with a 14-13 victory over TCU in the 1956 Cotton Bowl.

Jim Swink staked the Horned Frogs to a 13-0 lead with touchdown runs of one and 39 yards.

Day got the Rebels going with a four-play, 66-yard scoring drive that resulted in Paige Cothren's three-yard TD run to make it 13-7 at halftime.

After a scoreless third quarter,

Day would engineer another 66-yard scoring match. A 13-yard pass from Day to Cothren on fourth down moved the ball to the Horned Frog 32. Two plays later, Day sprinted 25 yards to the five. Billy Lott then broke around right end for a five-yard touchdown and Cothren's PAT gave the Rebels a 14-13 lead with 4:22 remaining.

Eddie Crawford thwarted any comeback attempt by TCU with an interception. Day would then manage to run out the clock to secure the victory for Ole Miss.

OLE MISS	0	7	0	7	—	14
TCU	7	6	0	0	—	13

### SCORING

- TCU — Swink 1 run (Pollard PAT)
- TCU — Swink 39 run (PAT missed)
- OM — Cothren 3 run (Cothren PAT)
- OM — Lott 5 run (Cothren PAT)

ATTENDANCE — 75,504

### TEAM STATISTICS

	OM	TCU
First Downs	12	11
Rushing (Net)	92	233
Passing (Net)	137	20
Total Offense	229	253
Passing C-A-I	10-21-0	2-5-2
Punts-Avg.	6-42.7	5-28.8
Fumbles-Lost	1-1	2-1
Penalties-Yards	6-80	8-80

### INDIVIDUAL LEADERS

- Rushing
  - OM — Cothren 12-79 (TD)
  - TCU — Swink 19-107 (2 TD); Taylor 10-76
- Passing
  - OM — Day 10-21-0 137
  - TCU — Finney 1-3-2 7; Wineburg 1-1-0 7
- Receiving
  - OM — Kinard 6-83; Blair 7-28; Cothren 2-19; Bekes 1-7
  - TCU — Williams 1-13; Nickel 1-7



## 1958 SUGAR BOWL

Ole Miss 39  
Texas 7



Ray Brown

John Vaught's Ole Miss squad captured its first Sugar Bowl Championship in three attempts by trouncing the Texas Longhorns of the Southwest Conference, 39-7 in front of 77,484 on New Year's Day in New Orleans.

All-SEC quarterback Ray Brown rushed for 157 yards and two scores, including a 92-yarder in the fourth quarter, to earn the game's Outstanding Player Award.

Sophomore quarterback Bobby Ray Franklin added 64 yards rushing in nine carries and a touchdown, as the Rebels rushed for a total of 304 yards.

Ole Miss limited Texas to 206 yards of total offense and forced eight turnovers in the win.

OLE MISS	6	13	7	13	—	39
TEXAS	0	0	0	7	—	7

### SCORING

- OM — Brown 1 run (PAT missed)
- OM — Williams 3 pass from Brown (Khayat PAT)
- OM — Lovelace 9 run (Khayat PAT)
- OM — Franklin 3 run (Khayat PAT)
- UT — Blanch 1 run (Lackey PAT)
- OM — Brown 92 run (Khayat PAT)
- OM — Taylor 12 pass from Brewer (PAT missed)

ATTENDANCE — 77,484

### TEAM STATISTICS

	OM	UT
First Downs	18	13
Rushing (Net)	304	192
Passing (Net)	71	14
Total Offense	375	206
Passing C-A-I	7-16-0	2-11-4
Punts-Avg.	7-34.7	5-38.2
Fumbles-Lost	5-2	7-4
Penalties-Yards	9-95	6-30

### INDIVIDUAL LEADERS

- Rushing
  - OM — Brown 15-157 (2 TD); Franklin 9-64 (TD)
  - UT — Blanch 11-58 (TD); Allen 8-43; Fondren 8-39; Welch 4-36
- Passing
  - OM — Brown 3-8-0 24 (TD); Franklin 2-6-0 22; Brewer 2-2-0 25 (TD)
  - UT — Lackey 2-5-2 14
- Receiving
  - OM — Williams 2-15 (1 TD); Taylor 2-20 (TD)
  - UT — Ramirez 1-3; Smith 1-11



## 1958 GATOR BOWL

Ole Miss 7  
Florida 3



Richard Price

Jim Anderson's one-yard touchdown run in the first quarter proved to be enough as Ole Miss knocked off Florida 7-3 on an over-cast day in the 1958 Gator Bowl.

The Rebels took the game's opening kickoff and marched 70 yards for the game's only touchdown.

Florida would take the ensuing kickoff and score on Billy Booker's 27-yard field goal to make it 7-3 with

7:44 left in the first quarter. Neither team would score the rest of the game.

The Gators had two opportunities to take the lead in the fourth quarter.

A surprise quick kick by Florida's Bobby Joe Green traveled 76 yards to just outside the Rebel 10 to start the final period. Milton Crain, looking for someone to block, stumbled over the ball, and Dave Hudson covered for the Gators. Florida would move to the two, but Richard Price stuffed a fourth-and-goal attempt for the Gators.

After a short punt, the Gators took over at the Rebel 26 and advanced to the 15 before Bill Churchwell forced and recovered a fumble.

The two teams would then exchange punts, however, Jimmy Dunn bobbed a Rebel punt at the Florida 48 and Ole Miss recovered. The Rebels then ran out the final 3:10 of the game.

OLE MISS	7	0	0	0	—	7
FLORIDA	3	0	0	0	—	3

### SCORING

OM — Anderson 1 run (Khayat PAT)  
UF — Booker 27 FG

ATTENDANCE — 41,312

### TEAM STATISTICS

	OM	UF
First Downs	9	12
Rushing (Net)	155	157
Passing (Net)	27	58
Total Offense	182	215
Passing C-A-I	2-7-0	5-11-1
Punts-Avg.	10-34.4	7-44.1
Fumbles-Lost	5-2	5-3
Penalties-Yards	2-10	3-25

### INDIVIDUAL LEADERS

**Rushing**  
OM — Anderson 9-62 (TD); Lovelace 7-28  
UF — Newbern 5-59; Milby 10-35

**Passing**  
OM — Franklin 2-7-0 27  
UF — Dunn 5-11-1 58

**Receiving**  
OM — Grantham 1-15; Daniels 1-12  
UF — Hudson 3-32



## 1960 SUGAR BOWL

Ole Miss 21  
LSU 0



Bobby Franklin

A little over two months after Billy Cannon's famous 89-yard punt return on Halloween night lifted LSU to a 7-3 win over Ole Miss in Baton Rouge, the second-ranked Rebels and third-ranked Tigers were rematched in the 1960 Sugar Bowl.

This time, Ole Miss made sure there would be no heroics from Cannon. The Rebel defense limited the 1959 Heisman Trophy winner

to eight yards on six carries. The Tigers managed just 74 yards total on the night and were a -15 in the rushing department.

Ole Miss, led by Bobby Franklin's two touchdown passes, totaled 363 yards of offense and rolled to a 21-0 victory.

Franklin finished 10-of-15 passing for 148 yards and had touchdown passes of 18 yards to Larry Grantham and nine yards to George Blair in the second half. He would garner the game's Outstanding Player honor.

Ole Miss would finish the year 10-1 and was recognized as national champions by the Berryman, Billingsley, Dunkel and Sagarin ratings.

The 1959 squad would also go on to earn "Team of the Decade" honors within the SEC by the Associated Press.

OLE MISS	0	7	7	7	—	21
LSU	0	0	0	0	—	0

### SCORING

OM — Woodruff 43 pass from Gibbs (Franklin PAT)  
OM — Grantham 18 pass from Franklin (Khayat PAT)  
OM — Blair 9 pass from Franklin (Khayat PAT)

ATTENDANCE — 81,500

### TEAM STATISTICS

	OM	LSU
First Downs	19	6
Rushing (Net)	140	-15
Passing (Net)	223	89
Total Offense	363	74
Passing C-A-I	15-27-2	9-25-2
Punts-Avg.	6-37.5	12-34.3
Fumbles-Lost	4-2	2-0
Penalties-Yards	7-65	4-30

### INDIVIDUAL LEADERS

**Rushing**  
OM — Flowers 19-60; Blair 8-26  
LSU — Cannon 6-8

**Passing**  
OM — Franklin 10-15-1 148 (2 TD); Gibbs 4-10-1 65 (TD)  
LSU — Rabb 4-15-0 36

**Receiving**  
OM — Flowers 4-64  
LSU — Cannon 3-39; McClain 3-31



## 1961 SUGAR BOWL

Ole Miss 14  
Rice 6



Jim Anderson

Ole Miss completed its 1960 National Championship season with a 14-6 win over Rice in the 1961 Sugar Bowl. With the win, the Rebels finished the year 10-0-1, with the only blemish coming in the fashion of a 6-6 tie with LSU in October.

Jake Gibbs scored both of Ole Miss' touchdowns with runs of eight and three yards. Gibbs' eight-yard scamper gave the Rebels a 7-0 lead in the first quarter.

The Owls used an 18-play, 77-yard scoring drive to make it 7-6 in the third. Butch Blaine completed the march with a two-yard run around the right end on fourth down. However, the PAT attempt failed, leaving the Rebels clinging to a one-point lead.

Ole Miss iced the game in the fourth quarter behind the running of Jim Anderson. Anderson's running helped set up Gibbs' three-yard score with 5:16 left.

Anderson finished the game with 59 yards rushing on 15 carries.

Following the game, Ole Miss was awarded the national title by the Football Writer's Association, and became the first SEC team to win the Grantland Rice Award.

OLE MISS	7	0	0	7	—	14
RICE	0	0	6	0	—	6

### SCORING

OM — Gibbs 8 run (Green PAT)  
RU — Blume 2 run (PAT missed)  
OM — Gibbs 3 run (Green PAT)

ATTENDANCE — 82,851

### TEAM STATISTICS

	OM	RU
First Downs	13	19
Rushing (Net)	143	103
Passing (Net)	43	178
Total Offense	186	281
Passing C-A-I	5-15-0	14-28-4
Punts-Avg.	5-41.6	3-34.0
Fumbles-lost	1-1	2-0
Penalties-Yards	2-10	6-30

### INDIVIDUAL LEADERS

**Rushing**  
OM — Anderson 15-59; Doty 4-25; Crespino 2-25  
RU — Blume 7-54 (TD)


**Passing**  
OM — Gibbs 5-15-0 43  
RU — Cox 11-20-1 143; Kerbow 3-7-2 35

**Receiving**  
OM — Blair 2-18; Crespino 2-21  
RU — Webb 3-31



## 1962 COTTON BOWL

Texas 12  
Ole Miss 7



Reed Davis

Playing without All-America fullback Billy Ray Adams, Ole Miss became a 12-7 upset victim to Texas in the 1962 Cotton Bowl.

Adams was injured in a car accident two days after the Rebels' 37-7 win over Mississippi State in November, after returning from Jackson to attend a touchdown club meeting.

Ole Miss came into the contest sporting a 9-1 record and having

recovered its opponents 326-40. However, without Adams, the Longhorns made sure the Rebels didn't do damage through the air with All-America quarterback Glynn Griffing.

The Rebels held a 319-183 advantage in total offense, but couldn't overcome six turnovers, including five interceptions.

Griffing was 12-of-29 for 163 yards with three interceptions and a touchdown. Doug Elmore was intercepted twice in eight pass attempts.

Ole Miss' only points of the day came in the third quarter when Reed Davis scored on a 20-yard touchdown pass from Griffing to make it 12-7.

OLE MISS	0	0	7	0	—	7
TEXAS	6	6	0	0	—	12

### SCORING

- UT — Saxton 1 run (PAT missed)
- UT — Collins 16 pass from Cotton (PAT missed)
- OM — Davis 20 pass from Griffing (Sullivan PAT)

ATTENDANCE — 75,000

### TEAM STATISTICS

	OM	UT
First Downs	17	12
Rushing (Net)	127	123
Passing (Net)	192	60
Total Offense	319	183
Passing C-A-I	15-37-5	6-13-3
Punts-Avg.	4-32.5	5-40.2
Fumbles-Lost	1-1	2-1
Penalties-Yards	4-30	3-35


### INDIVIDUAL LEADERS

- Rushing
  - OM — Griffing 10-45; Doty 5-29
  - UT — Poag 11-54; Cotton 11-25
- Passing
  - OM — Griffing 12-29-3 163 (TD); Elmore 3-8-2 29
  - UT — Cotton 6-13-3 60 (TD)
- Receiving
  - OM — Guy 4-43; Doty 4-41; Holloway 3-30
  - UT — Saxton 3-18; Collins 2-30 (TD)



## 1963 SUGAR BOWL

Ole Miss 17  
Arkansas 13



Louis Guy

Ole Miss completed a perfect 10-0 season with a 17-13 victory over Arkansas in the 1963 Sugar Bowl.

Quarterback Glynn Griffing was a near unanimous selection for the game's Most Valuable Player Award. He connected on 14-of-23 passes for 242 yards with one touchdown and one interception to break Davey O'Brien's 24-year-old Sugar Bowl passing yards record.

As effective as Griffing was through the air, it was his one-yard touchdown run in the third quarter that broke a 10-10 tie and put the Rebels up for good.

The Razorbacks could only answer with a 22-yard field goal from Tom McKnelly with 1:33 left in the third quarter.

Griffing's 33-yard touchdown pass to Louis Guy gave Ole Miss a 10-3 lead heading into the intermission.

OLE MISS	0	10	7	0	—	17
ARKANSAS	0	3	10	0	—	13

### SCORING

- OM — Irwin 30 FG
- UA — McKnelly 30 FG
- OM — Guy 33 pass from Griffing (Irwin PAT)
- UA — Branch 5 pass from Moore (McKnelly PAT)
- OM — Griffing 1 run (Irwin PAT)
- UA — McKnelly 22 FG

ATTENDANCE — 82,900

### TEAM STATISTICS

	OM	UA
First Downs	22	7
Rushing (Net)	160	47
Passing (Net)	269	123
Total Offense	429	170
Passing C-A-I	18-28-1	6-18-2
Punts-Avg.	2-36.0	4-38.3
Fumbles-Lost	2-1	2-0
Penalties-Yards	4-40	2-13

### INDIVIDUAL LEADERS

- Rushing
  - OM — Jennings 9-39; Weatherly 9-36
  - UA — Branch 7-21
- Passing
  - OM — Griffing 14-23-1 242 (TD); Weatherly 4-5-0 27
  - UA — Moore 5-10-0 55 (TD); Gray 1-8-2 68
- Receiving
  - OM — Morris 5-62; Guy 5-107 (TD); Randall 3-34
  - UA — Lamb 3-107; Branch 3-16 (TD)



## 1964 SUGAR BOWL

Alabama 12  
Ole Miss 7



Perry Lee Dunn

Four plus inches of snow fell on New Orleans the day before Ole Miss took the field against Alabama in the 1964 Sugar Bowl.

Under the slippery conditions, the Rebels and Crimson Tide combined for 17 fumbles, including nine lost. Unfortunately for Ole Miss, the Rebels would fumble 11 times and lose six.

Alabama would also intercept three Ole Miss passes en route to receiving four Tim Davis field goals and post a 12-7 win.

Ole Miss' lone score would come in the fourth quarter on a five-yard pass from Perry Lee Dunn to Lee Smith to provide the 12-7 final.

The Rebels ended up with a 248-194 advantage in total offense, but most of the yards came too late. The Crimson Tide held a 112-34 edge in the first half to build a 9-0 halftime lead.

OLE MISS	0	0	0	7	—	7
ALABAMA	3	6	3	0	—	12

### SCORING

- UA — Davis 46 FG
- UA — Davis 31 FG
- UA — Davis 34 FG
- UA — Davis 48 FG
- OM — Smith 5 pass from Dunn (Irwin PAT)

ATTENDANCE — 80,785

### TEAM STATISTICS

	OM	UA
First Downs	9	14
Rushing (Net)	77	165
Passing (Net)	171	29
Total Offense	248	194
Passing C-A-I	11-21-31	3-11-1
Punts-Avg.	4-44.0	5-36.8
Fumbles-Lost	11-6	6-3
Penalties-Yards	5-45	3-15


### INDIVIDUAL LEADERS

- Rushing
  - OM — Dennis 7-37; Dunn 6-24
  - UA — Sloan 16-51; Nelson 16-47
- Passing
  - OM — Dunn 8-10-0 125 (TD); Weatherly 3-11-3 46
  - UA — Sloan 3-10-1 29
- Receiving
  - OM — Wells 4-76
  - UA — Stephens 1-15; Dill 1-9; Nelson 1-5



## 1964 BLUEBONNET BOWL

Tulsa 14  
Ole Miss 7



Jim Weatherly

Tulsa quarterback Jerry Rhome passed for 252 yards and a score, and scored on a one-yard touchdown run to lead the Golden Hurricane to a 14-7 win in the 1964 Bluebonnet Bowl.

Rebel quarterback Jim Weatherly spotted Ole Miss a 7-0 lead with a one-yard scoring run in the second quarter.

Rhyme's one-yard run tied the game at 7-7 heading into the half, and capped a 72-yard, eight

play march by Tulsa.

Rhyme would strike again midway through the third quarter. His 35-yard touchdown pass to Eddie Fletcher put Tulsa up 14-7 and the Golden Hurricane defense would hold the rest of the way.

Tulsa limited Ole Miss to 217 yards of total offense, while the Golden Hurricane totaled 323.

Weatherly was 16-of-24 passing, but managed just 113 yards and was intercepted twice.

Mike Dennis rushed for a game-high 73 yards on 17 carries and also caught nine passes for 114 yards.

OLE MISS	0	7	0	0	—	7
TULSA	0	7	7	0	—	14

### SCORING

- OM — Weatherly 1 run (Irwin PAT)
- TU — Rhome 1 run (Twilley PAT)
- TU — Fletcher 35 pass from Rhome (Twilley PAT)

ATTENDANCE — 50,000

### TEAM STATISTICS

	OM	TU
First Downs	10	19
Rushing (Net)	104	71
Passing (Net)	113	252
Total Offense	217	323
Passing C-A-I	16-24-2	22-36-1
Punts-Avg.	8-31.1	7-31.6
Fumbles-Lost	2-0	1-0
Penalties-Yards	4-50	4-30

### INDIVIDUAL LEADERS

- Rushing
  - OM — Dennis 17-73
  - TU — Daugherty 6-32; Rhome 22-29 (TD)
- Passing
  - OM — Weatherly 16-24-2 113
  - TU — Rhome 22-36-1 252 (TD)
- Receiving
  - OM — Dennis 9-114
  - TU — Daugherty 9-80; Roberts 8-108



## 1965 LIBERTY BOWL

Ole Miss 13  
Auburn 7



Jimmy Keyes

Jimmy Keyes' two field goals helped propel Ole Miss to a 13-7 win over SEC-rival Auburn before 38,607 in the 1965 Liberty Bowl in Memphis.

Auburn drove to the Ole Miss nine with 33 seconds left in the game, but Tiger quarterback Alex Bowden was sacked on fourth down.

Keyes' first field goal, a 42-yarder in the second quarter, gave Ole Miss a 3-0 lead. The Tigers would quickly answer with a 44-yard touchdown run by fullback Tom Bryan with

6:58 left in the first half.

Ole Miss would take the lead for good in the third quarter when Doug Cunningham caught a six-yard touchdown pass from Jody Graves.

Keyes would later add a 30-yard field goal in the fourth quarter to provide the 13-7 margin.

Tailback Mike Dennis rushed for 75 yards on 15 carries for Ole Miss, and quarterback Jimmy Heidel added 72 yards on 16 attempts.

OLE MISS	0	3	7	3	—	13
AUBURN	0	7	0	0	—	7

### SCORING

- OM — Keyes 42 FG
- AU — Bryan 44 run (Lewis PAT)
- OM — Cunningham 6 pass from Graves (Keyes PAT)
- OM — Keyes 30 FG

ATTENDANCE — 38,607

### TEAM STATISTICS

	OM	AU
First Downs	12	15
Rushing (Net)	189	156
Passing (Net)	24	112
Total Offense	213	268
Passing C-A-I	4-12-0	11-24-1
Punts-Avg.	9-34.8	8-39
Fumbles-Lost	0-0	0-0
Penalties-Yards	5-25	4-29


### INDIVIDUAL LEADERS

- Rushing
  - OM — Dennis 15-75; Heidel 16-72; Wade 13-43
  - AU — Bryan 19-111 (TD)
- Passing
  - OM — Graves 2-10-0 15 (TD); Heidel 2-2-0 9
  - AU — Bowden 11-24-1 112
- Receiving
  - OM — Matthews 2-9
  - AU — Hardy 4-46; Bryant 3-23



## 1966 BLUEBONNET BOWL

Texas 19  
Ole Miss 0



Bruce Newell

Ole Miss entered the 1966 Bluebonnet Bowl having recorded five shutouts and allowing only 46 points en route to an 8-2 regular season.

However, it was the defense of Texas that would shine in this match-up.

The Longhorns limited the Rebels to 208 yards of offense and posted a shutout in a 19-0 victory.

Texas had scoring drives of 89, 68 and 53 yards.

Ole Miss had only two scoring threats on the day. On the first, Jimmy Keyes' 43-yard field goal attempt was wide. Later in the third quarter, the Rebels were stopped on fourth down at the Texas eight.

Texas running back Chris Gilbert rushed for 156 yards on 26 carries, including a one-yard touchdown run to give the Longhorns a 12-0 lead in the third.

Doug Cunningham had 60 yards on 12 rushes for Ole Miss, and also caught three passes for 17 yards.

OLE MISS	0	0	0	0	—	0
TEXAS	6	0	6	7	—	19

### SCORING

- UT — Bradley 25 run (PAT missed)
- UT — Gilbert 1 run (PAT missed)
- UT — Bradley 4 run (Conway PAT)

ATTENDANCE — 67,000

### TEAM STATISTICS

	OM	UT
First Downs	7	19
Rushing (Net)	143	285
Passing (Net)	65	95
Total Offense	208	380
Passing C-A-I	10-26-4	5-17-4
Punts-Avg.	7-28.4	3-42.0
Fumbles-Lost	0-0	3-3
Penalties-Yards	8-84	4-34

### INDIVIDUAL LEADERS

- Rushing
  - OM — Cunningham 12-60; Street 6-39; Newell 8-33
  - UT — Gilbert 26-156 (TD); Bradley 20-105 (2 TD)
- Passing
  - OM — Newell 9-20-2 54
  - UT — Bradley 4-12-2 49
- Receiving
  - OM — Matthews 3-24; Cunningham 3-17
  - UT — Gennusa 2-30; Baer 2-19





## 1967 SUN BOWL

Texas-El Paso 14  
Ole Miss 7



Mac McClure

The University of Texas at El Paso scored two fourth quarter touchdowns and used a stingy defense to hand Ole Miss a 14-7 loss in front of 34,685 at the Sun Bowl in El Paso, Texas.

After a scoreless first quarter, Ole Miss took a 7-0 lead on a one-yard run by quarterback Bruce Newell. After that, the Rebels could manage very little offensively.

The Miners would limit Ole

Miss to just 109 yards of total offense for the game.

Still, the Rebels carried a 7-0 lead into the final 15 minutes.

UTEP, though, would get a five-yard touchdown pass from Billy Stevens to Dave Karns to tie the score at 7-7 with 14:18 remaining.

The Miners would score the game-winning touchdown with 7:52 left when Larry McHenry found the end zone from four yards out.

Stevens finished the game 13-of-26 for 155 yards with one touchdown and one interception to earn Most Valuable Player honors.

OLE MISS	0	7	0	0	—	7
UTEP	0	0	0	14	—	14

### SCORING

OM —	Newell 1 run (Brown PAT)
UTEP —	Karns 5 pass from Stevens (Waddles PAT)
UTEP —	McHenry 4 run (Waddles PAT)

ATTENDANCE — 34,685

### TEAM STATISTICS

	OM	UTEP
First Downs	6	16
Rushing (Net)	38	75
Passing (Net)	71	201
Total Offense	109	276
Passing C-A-I	12-23-1	16-35-1
Punts-Avg.	11-42.3	12-39.8
Fumbles-Lost	4-3	0-0
Penalties-Yards	5-33	9-92


### INDIVIDUAL LEADERS

Rushing	OM — Hindman 15-53	UTEP — McHenry 13-73 (TD); White 17-72
Passing	OM — Newell 12-23-1 71	UTEP — Stevens 13-26-1 155 (TD); Dawson 3-9-0 46
Receiving	OM — Matthews 4-25, Haik 3-24	UTEP — Wallace 6-83, Karns 5-56 (TD); Jones 4-38



## 1968 LIBERTY BOWL

Ole Miss 34  
Virginia Tech 17



Steve Hindman

Ole Miss erased a 17-0 first quarter deficit to roll to a 34-17 win over Virginia Tech in the 1968 Liberty Bowl, in front of 42,206 on a bright, bitterly cold afternoon in Memphis.

Archie Manning's 24-yard touchdown pass to Hank Shows early in the second quarter put the Rebels on the board and trimmed the Hokies' lead to 17-7. Manning would later find Leon Felts for a 23-yard touchdown pass to pull Ole

Miss to within three at 17-14 heading into the break.

Steven Hindman broke a 79-yard scoring run just 21 seconds into the third quarter to give the Rebels the first lead of the day at 21-17.

Ole Miss would also get a 70-yard interception return for a touchdown by Robert Bailey and a pair of Van Brown field goals.

Hindman finished with 122 yards rushing on 15 carries and was named the game's Most Valuable Player and Outstanding Back.

OLE MISS	0	14	7	13	—	34
VIRGINIA TECH	17	0	0	0	—	17

### SCORING

VT —	Edwards 58 run (Simcsak PAT)
VT —	Smoot 7 run (Simcsak PAT)
VT —	Simcsak 29 FG
OM —	Shows 24 pass from Manning (Brown PAT)
OM —	Felts 23 pass from Manning (Brown PAT)
OM —	Hindman 79 run (Brown PAT)
OM —	Bailey 70 INT return (Brown PAT)
OM —	Brown 46 FG
OM —	Brown 26 FG

ATTENDANCE — 46,206

### TEAM STATISTICS

	OM	VT
First Downs	15	16
Rushing (Net)	185	330
Passing (Net)	141	2
Total Offense	326	332
Passing C-A-I	12-28-0	1-7-0
Punts-Avg.	5-37.4	7-40.7
Fumbles-Lost	3-2	5-3
Penalties-Yards	4-30	12-120


### INDIVIDUAL LEADERS

Rushing	OM — Hindman 15-122 (TD); Bowen 19-65	VT — Edwards 12-119 (TD); Smoot 21-91 (TD); Kincaid 15-55
Passing	OM — Manning 12-28-0 141 (2 TD)	VT — Kincaid 0-4-0; Humphries 1-3-0 2
Receiving	OM — Shows 6-70 (TD); Hindman 3-32	VT — Crigger 1-2



## 1970 SUGAR BOWL

Ole Miss 27  
Arkansas 22



Bo Bowen

Junior quarterback Archie Manning passed for one touchdown and rushed for another to lead No. 13 Ole Miss to a 27-22 upset of No. 3 Arkansas in the 36th annual Sugar Bowl Classic.

Cloyce Hinton gave the Rebels a 27-12 lead with a 36-yard field goal in the third quarter, before the Razorbacks would begin to rally.

Arkansas received a 35-yard field goal from Bill McClard to cut the Ole Miss lead to 27-15 entering the fourth quarter.

The Razorbacks then intercepted a Manning pass and took over at the Rebel 11. Two plays later, Bill Montgomery completed a six-yard touchdown pass to Bill Burnett to pull Arkansas to within 27-22 with 10:15 left.

Later, with 1:15 left in the game, Arkansas moved to the Ole Miss 36. Montgomery threw a strike to Chuck Dicus for 11 yards, however, Glenn Cannon's hit stripped Dicus of the ball and the Rebels recovered to secure the win.

Manning finished 21-of-35 passing for 273 yards with two interceptions. He also added 39 yards rushing to earn Most Outstanding Player honors.

OLE MISS	14	10	3	0	—	27
ARKANSAS	0	12	3	7	—	22

### SCORING

OM —	Bowen 69 run (King PAT)
OM —	Manning 18 run (King PAT)
UA —	Burnett 12 run (PAT missed)
OM —	Hinton 52 FG
OM —	Studdard 30 pass from Manning (King PAT)
UA —	Dicus 47 pass from Montgomery (PAT failed)
OM —	Hinton 36 FG
UA —	McClard 35 FG
UA —	Burnett 6 pass from Montgomery (McClard PAT)

ATTENDANCE — 82,500

### TEAM STATISTICS

	OM	UA
First Downs	15	16
First Downs	21	24
Rushing (Net)	154	189
Passing (Net)	273	338
Total Offense	427	527
Passing C-A-I	21-35-2	17-35-2
Punts-Avg.	6-37.7	2-30.5
Fumbles-Lost	0-0	1-1
Penalties-Yards	11-101	3-22

### INDIVIDUAL LEADERS

Rushing	OM — Bowen 12-94 (TD); Manning 13-39 (TD)	UA — Maxwell 8-108; Burnett 17-59 (TD)
Passing	OM — Manning 21-35-2 273 (TD)	UA — Montgomery 17-34-1 338 (2 TD)
Receiving	OM — Poole 7-72; Studdard 5-109 (TD)	UA — Maxwell 9-137 (TD); Dicus 6-171 (TD)



## 1971 GATOR BOWL

Auburn 35  
Ole Miss 28



Shug Chumbler

Archie Manning recorded 275 yards of total offense in his final game at Ole Miss, but it wasn't enough to rally the Rebels past Auburn, as the Tigers took home a 35-28 win in the 1971 Gator Bowl.

The game also marked the Rebels' 18th and final bowl appearance under head coach John Vaught.

Behind quarterback Pat Sullivan, the Tigers built a 21-0 second-quarter lead before Manning engineered two touchdown drives before the half to make it 21-14.

The two teams would then trade touchdowns in the second half.

Manning finished completing 19-of-28 passes for 180 yards with an interception. He connected with Floyd Franks on a 34-yard touchdown pass in the second quarter to make it 21-14.

Manning also added 95 yards rushing on 11 carries and scored Ole Miss' first points of the game on a two-yard run in the second quarter.

Sullivan passed for 351 yards and two scores for the Tigers. He completed 27-of-43 attempts and was intercepted once.

OLE MISS	0	14	7	7	—	28
AUBURN	14	7	14	0	—	35

### SCORING

- AU — Beasley 8 pass from Sullivan (Jett PAT)
- AU — Bresler 7 pass from Sullivan (Jett PAT)
- AU — Sullivan 37 run (Jett PAT)
- OM — Manning 2 run (Poole PAT)
- OM — Franks 34 pass from Manning (Poole PAT)
- AU — Zofko 6 run (Jett PAT)
- OM — Poole 23 pass from Chumbler (Poole PAT)
- AU — Willingham 54 punt return (Jett PAT)
- OM — Chumbler 1 run (Poole PAT)

ATTENDANCE — 71,136

### TEAM STATISTICS

	OM	AU
First Downs	21	23
Rushing (Net)	209	208
Passing (Net)	256	351
Total Offense	465	559
Passing C-A-I	23-39-1	27-44-1
Punts-Avg.	6-47.3	27-44.1
Fumbles-Lost	3-2	5-3
Penalties-Yards	2-13	6-63

### INDIVIDUAL LEADERS

- Rushing**  
OM — Manning 11-95 (TD)  
AU — Clark 14-108; Sullivan 10-35
- Passing**  
OM — Manning 19-28-1 180 (TD); Chumbler 4-11-0 76 (TD)  
AU — Sullivan 27-43-1 351 (2 TD)
- Receiving**  
OM — Poole 9-111 (TD); Franks 7-78 (TD)  
AU — Beasley 8-143 (TD)



## 1971 PEACH BOWL

Ole Miss 41  
Georgia Tech 18



Norris Weese

Ole Miss built a 38-6 halftime lead en route to a 41-18 win over Georgia Tech in the 1971 Peach Bowl, played on a soggy field at Atlanta Stadium.

The victory gave first-year head coach Billy Kinard a win in his first bowl game and completed a 10-2 season for Ole Miss.

Quarterback Norris Weese passed for 116 yards and added 32 rushing to earn the Most Valuable

Offensive Player trophy. He gave the Rebels a 7-0 lead in the first quarter on a one-yard run and connected on an 11-yard touchdown pass to Riley Myers to make it 38-6.

Linebacker Crowell Armstrong took home the Most Valuable Defensive Player trophy.

Tailback Greg Ainsworth rushed for a game-high 119 yards on 28 carries.

OLE MISS	10	28	0	3	—	41
GEORGIA TECH	0	6	6	6	—	18

### SCORING

- OM — Weese 1 run (Hinton PAT)
- OM — Hinton 25 FG
- OM — Porter 2 run (Hinton PAT)
- OM — Porter 10 run (Hinton PAT)
- OM — Felts 15 pass from Lyons (Hinton PAT)
- OM — Myers 11 pass from Weese (Hinton PAT)
- GT — Healy 2 run (Run failed)
- GT — Healy 1 run (Pass failed)
- OM — Hinton 30 FG
- GT — Healy 1 run (Run failed)

ATTENDANCE — 38,599

### TEAM STATISTICS

	OM	GT
First Downs	17	16
Rushing (Net)	179	166
Passing (Net)	139	151
Total Offense	318	317
Passing C-A-I	9-18	13-26
Punts-Avg.	5-37.4	5-31.2
Fumbles-Lost	2-1	3-3
Penalties-Yards	5-25	8-38

### INDIVIDUAL LEADERS

- Rushing**  
OM — Ainsworth 28-119; Weese 11-32 (TD); Porter 8-26 (2 TD)  
GT — Hennessey 6-56; Cunningham 5-30
- Passing**  
OM — Weese 7-14-0 116 (TD)  
GT — McAshan 13-26-2 151
- Receiving**  
OM — Barry 3-39; Myers 2-49 (TD); Felts 2-23 (TD)  
GT — Owings 5-87; Oven 3-26; McNamara 2-22



## 1983 INDEPENDENCE BOWL

Air Force 9  
Ole Miss 3



Andre Townsend

Ole Miss ended a 12-year drought with an appearance in the 1983 Independence Bowl. However, the Rebels return to the postseason wouldn't be a successful one as nationally-ranked Air Force used three field goals from Sean Pavlich to forge a 9-3 win on a rainy evening in Shreveport, La.

The Rebels held in check a powerful wishbone attack by the Falcons, one which averaged more than 400 yards per game during the

1983 season. Ole Miss used a gallant goal line stand midway through the fourth quarter to stay within striking range.

Pavlich gave Air Force a 6-0 lead with field goals of 44 and 39 yards. The Rebels got on the board just before halftime on a 39-yard field goal by Neil Teevan with four seconds remaining.

Pavlich's third field goal of the night, a 27-yarder with 7:59 left in the third quarter, marked the end of the scoring.

Air Force held a 348-244 advantage in total offense and had a 37:13 edge in time of possession.

Buford McGee rushed for 11 yards on 22 carries for the Rebels.

The 1983 Independence Bowl marked Ole Miss' first bowl appearance under head coach Billy Brewer.

OLE MISS	0	3	0	0	—	3
AIR FORCE	3	3	3	0	—	9

### SCORING

- AF — Pavlich 44 FG 7:37-1Q
- AF — Pavlich 39 FG 7:39-2Q
- OM — Teevan 39 FG 0:04-2Q
- AF — Pavlich 27 FG 7:59-3Q

ATTENDANCE — 41,274

### TEAM STATISTICS

	OM	AF
First Downs	11	18
Rushing (Net)	106	277
Passing (Net)	138	71
Total Offense	244	348
Passing C-A-I	11-27-2	6-7-0
Punts-Avg.	5-43.6	3-30.3
Fumbles-Lost	1-0	3-3
Penalties-Yards	4-40	4-19
Time of Possession	22:47	37:13

### INDIVIDUAL LEADERS

- Rushing**  
OM — McGee 22-111; Humphrey 6-15  
AF — Brown 12-91; Louthan 25-67; Kershner 15-58
- Passing**  
OM — Powell 11-27-2 138  
AF — Louthan 6-7-0 71
- Receiving**  
OM — Moffett 6-96; Holder 3-27  
AF — Kirby 3-49; Rose 2-28



## 1986 INDEPENDENCE BOWL

Ole Miss 20  
Texas Tech 17



Mark Young

Mark Young passed for an Ole Miss bowl record of 343 yards to lead the Rebels to the first bowl victory in 15 years with a 20-17 victory over Texas Tech in the 1986 Independence Bowl.

Young would break five school bowl records, all held by former standout Archie Manning, on his way to being named Offensive Player of the Game. Young completed 31-of-50 passes and had 314 yards of

total offense in 62 plays. All were new Rebel marks.

Ole Miss lead 17-7 at halftime as Bryan Owen hit a 21-yard field goal with one second left in the first half.

Texas Tech pulled to within 17-14 early in the third quarter when Merv Scurlak returned an interception 33 yards for a score. The Red Raiders then tied the game on Scott Segrist's 19-yard field goal with 14:52 left in the game.

Young and the Rebels would answer on the next possession with a 48-yard field goal by Owen with 12:16 remaining to break the 17-17 deadlock.

OLE MISS	7	10	0	3	—	20
TEXAS TECH	0	7	7	3	—	17

### SCORING

- OM — Goodloe 1 run (Owen PAT) 8:21-1Q
- OM — Mickles 9 run (Owen PAT) 14:57-2Q
- TT — Gray 1 run (Segrist PAT) 7:47-2Q
- OM — Owen 21 FG 0:01-2Q
- TT — Scurlak 33 interception (Segrist PAT) 11:15-3Q
- TT — Segrist 19 FG 14:52-4Q
- OM — Owen 48 FG 12:16-4Q

ATTENDANCE — 46,369

### TEAM STATISTICS

	OM	TTU
First downs	26	18
Rushing (Net)	60	175
Passing (Net)	343	181
Total Offense	403	356
Passing C-A-I	31-50-1	17-40-1
Punts-Avg.	6-45.5	8-41.5
Fumbles-Lost	1-1	2-0
Penalties-Yards	5-33	5-60
Time of Possession	32:09	27:51


### INDIVIDUAL LEADERS

- Rushing
  - OM — Mickles 19-53 (1 TD); Sykes 7-16
  - TT — Farris 17-99; Garnett 8-36
- Passing
  - OM — Young 31-50-1 343
  - TT — Tolliver 17-40-1 181
- Receiving
  - OM — Ambrose 8-102; Myers 4-69; Perry 5-47
  - TT — Price 9-74; Walker 3-71



## 1989 LIBERTY BOWL

Ole Miss 42  
Air Force 29



John Darnell

In a game billed to be an offensive shootout, Ole Miss outlasted Air Force 42-29 in the 31st annual Liberty Bowl in Memphis, Tenn.

Chucky Mullins, the defensive back who was paralyzed in an October 28, game with Vanderbilt, visited the Ole Miss locker room prior to the game in his first trip outside Baptist Memorial Hospital in Memphis since the injury.

The visit seemed to energize the Rebels as they raced to a 28-9 halftime lead.

Liberty Bowl MVP Randy Baldwin rushed for 177 yards on 14 carries with two touchdowns, and John Darnell passed for 261 yards and a score.

The two teams combined for 55 first downs and 1,046 yards of total offense. Ole Miss held a 30-25 advantage in first downs, and a 533-513 edge in total yards.

OLE MISS	14	14	7	7	—	42
AIR FORCE	9	0	6	14	—	29

### SCORING

- OM — Hines 32 pass from Darnell (Hogue PAT) 3:53-1Q
- AF — Wood 37 FG 11:16-1Q
- OM — Baldwin 23 run (Hogue PAT) 9:18-1Q
- AF — Dowis 2 run (pass failed) 3:19-1Q
- OM — Baldwin 21 run (Hogue PAT) 10:20-2Q
- OM — Coleman 58 punt return (Hogue kick) 1:21-2Q
- AF — Johnson 3 run (run failed) 12:50-3Q
- OM — Coleman 11 run (Hogue PAT) 0:26-3Q
- OM — Thigpen 8 pass from Shows (Hogue PAT) 10:44-4Q
- AF — Senn 35 pass from McDowell (pass failed) 9:02-4Q
- AF — Senn 21 pass from McDowell (Durham run) 2:34-4Q

ATTENDANCE — 60,128

### TEAM STATISTICS

	OM	AF
First Downs	30	25
Rushing (Net)	248	259
Passing (Net)	285	233
Total Offense	533	513
Passing C-A-I	21-37-0	14-24-2
Punts-Avg.	5-38.2	4-43.3
Fumbles-Lost	2-2	3-2
Penalties-Yards	7-45	2-12
Time of Possession	27:15	32:45

### INDIVIDUAL LEADERS

- Rushing
  - OM — Baldwin 14-177-2; Shows 4-14; Ashley 3-12
  - AF — Dowis 18-92-1; Johnson 10-48-1; Lewis 14-42
- Passing
  - OM — Darnell 19-33-0-261 (TD); Shows 2-4-0-24 (TD)
  - AF — Dowis 7-16-2-86; McDowell 7-8-0-147 (2 TD)
- Receiving
  - OM — Green 5-72; Hines 3-69-1; Gebbia 2-40
  - AF — Senn 7-150-2; Van Hulzen 5-57



## 1991 GATOR BOWL

Michigan 35  
Ole Miss 3



Brian Lee

Michigan rolled up 715 yards of total offense and broke open a 14-3 game with 21 third-quarter points to roll to a 35-3 win over Ole Miss in the 1991 Gator Bowl in Jacksonville, Fla.

The Wolverines entered the game 8-3, however, Michigan was a combined six points from being a perfect 11-0 and playing for the national championship in the Rose Bowl.

Michigan quarterback Elvis Grbac passed for 296 yards and four touchdowns, while wide receiver Desmon Howard caught six passes for 167 yards and two touchdowns.

Brian Lee accounted for Ole Miss' only points of the game, connecting for a 51-yard field goal to make it 7-3 with 8:00 left in the second quarter.

OLE MISS	0	3	0	0	—	3
MICHIGAN	7	7	21	0	—	35

### SCORING

- UM — Howard 63 pass from Grbac (Carlson PAT) 1:04-1Q
- OM — Lee 51 FG, 8:00-2Q
- UM — Bunch 7 pass from Grbac (Carlson PAT) 4:19-2Q
- UM — Howard 50 pass from Grbac (Carlson PAT) 10:53-3Q
- UM — Bunch 5 run (Carlson PAT) 3:39-3Q
- UM — Alexander 33 pass from Grbac (Carlson PAT) :31-3Q

ATTENDANCE — 68,927

### TEAM STATISTICS

	OM	UM
First Downs	20	35
Rushing (Net)	93	391
Passing (Net)	240	324
Total Offense	333	715
Passing C-A-I	18-32-4	20-32-2
Punts-Avg.	5-38.0	2-24.5
Fumbles-Lost	4-2	2-1
Penalties-Yards	4-49	6-69
Time of Possession	23:37	36:23

### INDIVIDUAL LEADERS

- Rushing
  - OM — Baldwin 8-54; Thigpen 6-32; Billings 2-6; Courtney 1-6
  - UM — Vaughn 15-128; Powers 14-112; Bunch 11-54-1; Legette 5-54
- Passing
  - OM — Shows 21-13-3 165; Luke 11-5-1 65
  - UM — Grbac 25-16-1 296 (4 TD); Sallom 7-4-1 28
- Receiving
  - OM — Brownlee 5-71; Roberts 4-67; Owens 3-42; Small 1-25
  - UM — Howard 6-167 (2 TD); Alexander 2-50 (TD); VanDyne 3-32; Bunch 2-22 (TD)



## 1992 LIBERTY BOWL

Ole Miss 13  
Air Force 0



Russ Shows

For the third time in 10 years, Ole Miss and Air Force faced each other in a bowl game. For the second time in four years, that match-up took place in the Liberty Bowl.

Behind the play of linebacker Cassius Ware, Ole Miss held Air Force to 185 yards of total offense to pitch a 13-0 shutout of the Falcons. The shutout marked the first time in 150 games that Air Force had been held scoreless.

Ware was credited with 10 tackles, including two sacks, to earn Liberty Bowl MVP honors.

Dou Innocent gave Ole Miss a 7-0 lead with a five-yard touchdown run in the first quarter. The Rebels would then receive field goals of 24 and 29 yards from Brian Lee.

Innocent finished with 65 yards on 17 carries and Cory Philpot added 55 yards rushing on 10 attempts.

Quarterback Russ Shows completed 9-of-19 passes for 163 yards.

OLE MISS	7	3	0	3	—	13
AIR FORCE	0	0	0	0	—	0

### SCORING

- OM — Innocent 5 run (Lee PAT) 2:42-1Q
- OM — Lee 24 FG 11:11-2Q
- OM — Lee 29 FG 9:56-4Q

ATTENDANCE — 32,107

### TEAM STATISTICS

	OM	AF
First Downs	13	14
Rushing (Net)	168	104
Passing (Net)	163	81
Total Offense	331	185
Passing C-A-I	9-19-0	10-17-2
Punts-Avg.	5-20.2	7-33.0
Fumbles-Lost	2-1	2-1
Penalties-Yards	7-57	6-53
Time of Possession	27:56	32:04

### INDIVIDUAL LEADERS

- Rushing**
  - OM — Innocent 17-65 (TD); Philpot 10-55; Courtney 7-30
  - AF — Pastorello 49; Onuoha 27; Young 23
- Passing**
  - OM — Shows 9-19-0 163
  - AF — Baker 5-8-0 26; Teigen 5-8-1 55; Young 0-1-1 0
- Receiving**
  - OM — Courtney 4-63; Small 2-59; Kohn 2-42
  - AF — Wilkie 3-14; Hufford 2-18



## 1997 MOTOR CITY BOWL

Ole Miss 34  
Marshall 31



Deuce McAllister

Freshman running back Deuce McAllister's one-yard plunge with 31 seconds remaining lifted Ole Miss to a 34-31 win over Marshall in the inaugural Motor City Bowl, played at the Pontiac Silverdome.

The Motor City Bowl marked the Rebels' first postseason appearance after a four-year hiatus, and was Ole Miss' first under head coach Tommy Tuberville.

Senior quarterback Stewart Patridge garnered MVP honors, passing for 332 yards and three touchdowns. He completed 29-of-47 passes and was intercepted once.

The Thundering Herd, of the Mid-American Conference, featured Chad Pennington. Pennington was 23-of-45 passing for 337 yards and three touchdowns, and Randy Moss caught six passes for 173 yards and a score.

The two teams combined for 1,000 yards of total offense and the game featured six lead changes.

OLE MISS	7	0	14	13	—	34
MARSHALL	10	7	0	14	—	31

### SCORING

- OM — Avery 1 run (Lindsey kick) 14:36-1Q
- MU — Moss 80 pass from Pennington (Malashevich kick) 14:19-1Q
- MU — Malashevich 36 FG 0:22-1Q
- MU — Colclough 19 pass from Pennington (Malashevich kick) 9:04-2Q
- OM — Rone 13 pass from Patridge (Lindsey kick) 11:46-3Q
- OM — McAllister 20 pass from Patridge (Lindsey kick) 6:00-3Q
- MU — Chapman 6 pass from Pennington (Malashevich kick) 10:12-4Q
- OM — G. Heard 19 pass from Patridge (Lindsey kick) 5:39-4Q
- MU — Chapman 9 run (Malashevich kick) 2:57-4Q
- OM — McAllister 1 run (Lindsey kick) 0:31-4Q

ATTENDANCE — 43,340

### TEAM STATISTICS

	OM	MU
First Downs	29	23
Rushing (Net)	179	170
Passing (Net)	332	337
Total Offense	511	507
Passing C-A-I	29-48-1	23-45-0
Punts-Avg.	4-41.8	7-39.7
Fumbles-Lost	0-0	3-2
Penalties-Yards	7-71	10-93
Time of Possession	34:21	25:39

### INDIVIDUAL LEADERS

- Rushing**
  - OM — Avery 27-110 (TD); McAllister 8-71 (TD)
  - MU — Chapman 19-153 (TD)
- Passing**
  - OM — Patridge 29-47-1-332 (3 TD); King 0-1-1-0
  - MU — Pennington 23-45-0-337 (3 TD)
- Receiving**
  - OM — Peterson 7-66; French 6-37
  - MU — Colclough 8-84 (TD); Moss 6-173 (TD)



## 1998 INDEPENDENCE BOWL

Ole Miss 35  
Texas Tech 18



Romaro Miller

Sophomore quarterback Romaro Miller returned from a broken collarbone suffered three weeks earlier to pass for 216 yards and three touchdowns to lead Ole Miss to a 35-18 win over Texas Tech in the 1998 Independence Bowl.

The game also marked the Rebel debut of head coach David Cutcliffe, who was hired less than a month before the game from his offensive coordinator position at Tennessee.

Miller completed 14-of-23 passes and was intercepted once. His three touchdown passes set a new Independence Bowl record, and he also garnered Offensive MVP honors.

Junior defensive tackle Kendrick Clancy anchored an Ole Miss defense that limited the Red Raiders to 285 yards of total offense. Clancy would earn the bowl's Defensive MVP honors.

Sophomore running back Deuce McAllister scored three touchdowns on the evening. He scored on a 32-yard pass from Miller in the second quarter to give the Rebels a 14-7 lead. He later scored on a four-yard run to make it 28-10 and capped the scoring by returning an onside kick 48 yards with 38 seconds remaining.

OLE MISS	7	7	0	21	—	35
TEXAS TECH	7	3	0	8	—	18

### SCORING

- TT — Dorris 22 pass from Peters (Birkholz kick) 5:47-1Q
- OM — Lucas 33 pass from Miller (McGee kick) 1:18-1Q
- OM — McAllister 32 pass from Miller (McGee kick) 6:04-2Q
- TT — Birkholz 49 FG 2:18-2Q
- OM — Peterson 26 pass from Miller (McGee kick) 8:22-4Q
- OM — McAllister 4 run (McGee kick) 3:28-4Q
- TT — McCullar 14 fumble return (Winn pass from Tittle) 0:44-4Q
- OM — McAllister 43 kickoff return (McGee kick) 0:38-4Q

ATTENDANCE — 46,862

### TEAM STATISTICS

	OM	TT
First Downs	19	18
Rushing (Net)	139	82
Passing (Net)	216	203
Total Offense	355	285
Passing C-A-I	23-14-1	30-16-2
Punts-Avg.	5-32.4	6-30.8
Fumbles-Lost	3-2	2-1
Penalties-Yards	7-86	5-55
Time of Possession	34:47	25:13


### INDIVIDUAL LEADERS

- Rushing**
  - OM — McAllister 27-79 (TD), Stackhouse 9-37
  - TT — Williams 23-85, Peters 6-9
- Passing**
  - OM — Miller 23-14-1-216 (3TD)
  - TT — Tittle 19-11-2-134; Peters 11-5-0-69 (TD)
- Receiving**
  - OM — French 4-46, Peterson 3-54 (TD)
  - TT — Dorris 5-66 (TD), Hart 4-50



## 1999 INDEPENDENCE BOWL

Ole Miss 27  
Oklahoma 25



Les Binkley

Les Binkley's 39-yard field goal as time expired lifted Ole Miss to a 27-25 win over Oklahoma, New Year's Eve night in the 1999 Sanford Independence Bowl. The contest was the final college football game of the 20th century.

The Sooners had taken a 25-24 lead with 2:17 left in the fourth quarter when Josh Heupel found Quenton Griffin for a 17-yard touchdown pass.

Deuce McAllister would return the ensuing kickoff 42 yards to the Ole Miss 43. He then reeled off runs of eight and nine yards to move the Rebels into Sooner territory and helped set up Binkley's game-winning field goal.

McAllister finished with 239 all-purpose yards, including 121 yards rushing on 17 carries. He broke an 80-yard touchdown run in the second quarter to give the Rebels a 21-3 half-time lead.

OLE MISS	7	14	0	6	—	27
OKLAHOMA	3	0	15	7	—	25

### SCORING

- OM — McAllister 25 pass from Miller (Binkley kick) 9:09-1Q
- OU — Duncan 34 FG 5:22-1Q
- OM — Bettis 9 pass from Miller (Binkley kick) 8:13-2Q
- OM — McAllister 80 run (Binkley kick) 4:05-2Q
- OU — Jackson 3 pass from Heupel (Duncan kick) 11:26-3Q
- OU — Daniels 41 pass from Heupel (Hammons pass) 3:58-3Q
- OM — Binkley 29 FG 11:18-4Q
- OU — Griffin 17 pass from Heupel (Duncan kick) 2:17-4Q
- OM — Binkley 39 FG 0:00-4Q

ATTENDANCE — 49,873

### TEAM STATISTICS

	OM	OU
First Downs	19	27
Rushing (Net)	159	91
Passing (Net)	202	390
Total Offense	361	481
Passing C-A-I	29-18-2	54-39-1
Punts-Avg.	5-39.4	1-10.0
Fumbles-Lost	1-0	3-3
Penalties-Yards	3-13	4-35
Time of Possession	29:24	30:36

### INDIVIDUAL LEADERS

- Rushing
  - OM — McAllister 17-121 (TD), Gunn 5-27
  - OU — Griffin 12-86, Daniels 2-25
- Passing
  - OM — Miller 28-18-2-202 (2 TD)
  - OU — Heupel 53-39-1-390 (3 TD)
- Receiving
  - OM — Peterson 5-51, McAllister 3-55 (TD)
  - OU — Jackson 10-76 (TD), Griffin 8-65 (TD)



## 2000 MUSIC CITY BOWL

West Virginia 49  
Ole Miss 38



Eli Manning

Redshirt freshman quarterback Eli Manning came off the bench to throw three fourth-quarter touchdown passes, but it wasn't enough to overcome a 49-9 deficit as Ole Miss fell 49-38 to West Virginia in the 2000 Music City Bowl. The game was the final one for Mountaineer head coach Don Nehlen's 21-year career at the school.

Leading 35-9 at the half, Shawn Terry returned the second half kickoff 99 yards to extend the West Virginia lead to 42-9. The Mountaineers then made it 49-9 on a

10-yard pass from Brad Lewis to Khori Ivy.

Romaro Miller scored on a seven-yard run with 7:52 left in the third quarter to make it 49-16 before Manning would take over the offense.

In the final 15 minutes, Manning threw touchdown passes of 23 yards to Jamie Armstrong, 18 yards to Omar Rayford and 16 yards to Toward Sanford.

Manning's three touchdown passes tied an Ole Miss bowl record. He finished 12-of-20 for 167 yards and was intercepted once.

OLE MISS	3	6	7	22	—	38
WEST VIRGINIA	7	28	14	0	—	49

### SCORING

- WV — Ours 40 pass from Lewis (Rauh kick) 9:27-1Q
- OM — Binkley 23 FG 1:51-1Q
- WV — Ivy 11 pass from Lewis (Rauh kick) 13:39-2Q
- OM — Binkley 47 FG 8:41-2Q
- WV — Brown 35 pass from Lewis (Rauh kick) 8:12-2Q
- OM — Binkley 26 FG 4:22-2Q
- WV — Brown 60 pass from Lewis (Rauh kick) 3:59-2Q
- WV — Ours 1 run (Rauh kick) 2:04-2Q
- WV — Terry 99 kickoff return (Rauh kick) 14:42-3Q
- WV — Ivy 10 pass from Lewis (Rauh kick) 9:59-3Q
- OM — Miller 7 run (Binkley kick) 7:52-3Q
- OM — Armstrong 23 pass from Manning (Binkley kick) 13:08-4Q
- OM — Rayford 18 pass from Manning (Binkley kick) 9:08-4Q
- OM — Sanford 16 pass from Manning (Taylor pass) 6:34-4Q

ATTENDANCE — 47,119

### TEAM STATISTICS

	OM	WV
First Downs	28	19
Rushing (Net)	96	114
Passing (Net)	388	318
Total Offense	484	432
Passing C-A-I	51-28-3	21-15-1
Punts-Avg.	3-29.3	2-39.0
Fumbles-Lost	1-0	0-0
Penalties-Yards	12-93	8-77
Time of Possession	35:16	24:44

### INDIVIDUAL LEADERS

- Rushing
  - OM — Gunn 8-34, Miller 7-32 (TD)
  - WV — Cobourne 27-125, Ours 3-5 (TD)
- Passing
  - OM — Miller 31-16-2-221, Manning 20-12-1-167 (3 TD)
  - WV — Lewis 21-15-1-318 (5 TD)
- Receiving
  - OM — Collins 5-65, Heard 4-46, Armstrong 3-59 (TD)
  - WV — Brown 6-156 (2 TD), Ivy 6-99 (2 TD)



## 2002 INDEPENDENCE BOWL

Ole Miss 27  
Nebraska 23



Jesse Mitchell

Jonathan Nichols' 43-yard field goal with 4:36 remaining in the game helped Ole Miss post a 27-23 win over Nebraska in the 2002 Independence Bowl.

Junior quarterback Eli Manning completed 25-of-44 passes for 313 yards and a touchdown to earn Most Valuable Offensive Player honors.

The Cornhuskers took a 17-7 lead with 2:43 left in the first half when Deluan Groce returned a punt 60 yards for a score.

Manning would engineer a nine-play, 88-yard drive in 1:11, capped by a one-yard run by Toward Sanford to pull the Rebels to within 17-14 at halftime.

Nichols tied the game in the third quarter with a 37-yard field goal and Nebraska answered with a 23-yard field goal by Josh Brown to take a 20-17 lead with 7:06 left in the quarter.

Sanford's second one-yard touchdown run of the day with 3:24 left in the third quarter put Ole Miss on top for good at 24-20.

NEBRASKA	3	14	3	3	—	23
OLE MISS	0	14	10	3	—	27

### SCORING

- NU — Brown 29 FG 6:53-1Q
- NU — Herian 41 pass from Lord (Brown kick) 13:38-2Q
- OM — K. Johnson 11 pass from Manning (Nichols kick) 7:47-2Q
- NU — Groce 60 punt return (Brown kick) 2:43-2Q
- OM — Sanford 1 run (Nichols kick) 1:32-2Q
- OM — Nichols 37 FG 9:02-3Q
- NU — Brown 23 FG 7:06-3Q
- OM — Sanford 1 run 3:24-3Q
- NU — Brown 29 FG 7:50-4Q
- OM — Nichols 43 FG 4:38-4Q

ATTENDANCE — 46,096

### TEAM STATISTICS

	NU	OM
First Downs	17	20
Rushing (Net)	266	52
Passing (Net)	93	313
Total Offense	359	365
Passing C-A-I	17-7-2	44-25-0
Punts-Avg.	6-43.8	8-43.8
Fumbles-Lost	0-0	1-0
Penalties-Yards	6-70	6-41
Time of Possession	29:29	30:31

### INDIVIDUAL LEADERS

- Rushing
  - NU — Diedrick 13-92, Lord 17-83
  - OM — McClendon 12-36, Turner 7-30
- Passing
  - NU — Lord 16-7-2-93 (TD)
  - OM — Manning 44-25-0-313 (TD)
- Receiving
  - NU — Thomas 3-34, Herian 1-41 (TD)
  - OM — Flowers 6-76, Collins 6-58, Biddle 4-62




# HISTORY & RECORDS



## 2004 COTTON BOWL

Ole Miss 31  
Oklahoma State 28



Eli Manning

After a 42-year hiatus, the Rebels made a triumphant return to Dallas as 16th-ranked Ole Miss claimed a 31-28 win over 21st-ranked Oklahoma State in the 2004 playing of the SBC Cotton Bowl.

Eli Manning led the charge for the Rebels as the senior quarterback and Heisman finalist passed for 259 yards and three touchdowns on his way to Offensive MVP

honors as he rallied the Rebels from a 14-7 deficit in the second quarter.

Manning finished the day 22-of-31 with one interception and two touchdown passes.

With the victory, the Rebels celebrated their first Cotton Bowl appearance since 1962 with a win over a nationally ranked program from the Big 12 and capped off the first 10-win season for the program since 1971 and improved the Rebels to a 2-1 record in the Cotton Bowl.

OKLAHOMA STATE	7	7	0	14	—	28
OLE MISS	7	10	7	7	—	31

### SCORING

- OM — Turner 16 pass from Manning (Nichols kick) 4:55 - 1Q
- OS — Morency 4 run (Phillips kick) 1:17 - 1Q
- OS — Bell 3 run (Phillips kick) 11:30 - 2Q
- OM — Espy 25 pass from Manning 8:14 - 2Q
- OM — Nichols 33 FG :15 - 2Q
- OM — Turner 2 run 7:35 - 3Q
- OM — Manning 1 run (Nichols kick) 12:50 - 4Q
- OS — Morency 1 run (Phillips kick) 8:50 - 4Q
- OS — Woods 17 pass from Fields (Phillips kick) 4:38 - 4Q

ATTENDANCE — 73,928

### TEAM STATISTICS

	OS	OM
First Downs	22	24
Rushing (Net)	110	190
Passing (Net)	307	259
Total Offense	417	449
Passing C-A-I	33-21-0	31-22-1
Punts-Avg.	3-37.7	3-38.0
Fumbles-Lost	0-0	0-0
Penalties-Yards	6-49	2-20
Time of Possession	28:31	31:29

### INDIVIDUAL LEADERS

- Rushing**
- OS — Morency 15-59, Bell 14-46
- OM — Turner 20-133, Pearson 12-42
- Passing**
- OS — Fields 33-21-0-307 (TD)
- OM — Manning 31-22-1-259 (2TD)
- Receiving**
- OS — R. Woods 11-223 (TD), D. Woods 4-51
- OM — Collins 8-75, Johnson 3-53, Espy 2-47 (TD)



## 2009 COTTON BOWL

Ole Miss 47  
Texas Tech 34



Jevan Snead

Behind Jevan Snead's passing, Dexter McCluster's squirming runs and some big returns by Marshay Green, No. 20 Ole Miss overcame an early deficit and beat No. 8 Texas Tech 47-34 Friday in the final Cotton Bowl played in the stadium of the same name.

The Red Raiders (11-2) converted a pair of early turnovers into a 14-0 lead, but Snead led the Rebels to touchdowns on their next

three drives, followed by a go-ahead field goal shortly before halftime. Once Green returned an interception 65 yards for a touchdown early in the third quarter, Ole Miss (9-4) was well on its way to capping coach Houston Nutt's first season in grand style.

This was Ole Miss' sixth straight win, matching its longest streak since 2003, when Eli Manning was a senior. That also was the last time the Rebels had been to a bowl.

OLE MISS	7	17	14	9	—	47
TEXAS TECH	14	7	0	13	—	34

### SCORING

- TT — Britton 45 pass from Harrell (Williams kick) 6:31 - 1Q
- TT — McBath 45 interception return (Williams kick) 5:22 - 1Q
- OM — Harris 8 pass from Snead (Shene kick) 1:49 - 1Q
- OM — Wallace 41 pass from Snead (Shene kick) 11:57 - 2Q
- TT — Crabtree 2 pass from Harrell (Williams kick) 7:44 - 2Q
- OM — Harris 21 pass from Snead (Shene kick) 4:09 - 2Q
- OM — Shene 27 FG 1:08 - 2Q
- OM — Green 65 interception return (Shene kick) 12:12 - 3Q
- OM — Bolden 17 run (Shene kick) 6:55 - 3Q
- TT — Britton 12 pass from Harrell (Williams kick) 12:13 - 4Q
- OM — Trahan safety 10:02 - 4Q
- OM — McCluster 4 run (Shene kick) 4:34 - 4Q
- TT — Morris 17 pass from Harrell (Harrell kick failed) 1:37 - 4Q

ATTENDANCE — 88,175

### TEAM STATISTICS

	OM	TT
First Downs	26	24
Rushing (Net)	223	105
Passing (Net)	292	364
Total Offense	515	469
Passing C-A-I	18-29-1	36-58-1
Punts-Avg.	2-37.5	4-41.0
Fumbles-Lost	2-2	1-0
Penalties-Yards	2-15	8-62
Time of Possession	35:14	24:46

### INDIVIDUAL LEADERS

- Rushing**
- OM — Bolden 11-101 (TD), McCluster 14-99 (TD)
- TT — Woods 6-47, Harrell 6-43
- Passing**
- OM — Snead 29-18-1-292 (3 TD)
- TT — Harrell 58-36-2-364 (4 TD)
- Receiving**
- OM — McCluster 6-83, Wallace 4-80 (TD)
- TT — Morris 10-89 (TD), Britton 5-87 (2 TD)



## 2010 COTTON BOWL

Ole Miss 21  
Oklahoma State 7



Dexter McCluster

Dexter McCluster gave Ole Miss fans a finale to remember, rushing for 184 yards and two touchdowns, including the go-ahead 2-yard run on a direct snap with 4:03 left as the Rebels beat No. 18 Oklahoma State 21-7 in the Cotton Bowl on Saturday.

McCluster also had an 86-yard TD run in the second quarter after the senior had already become the first Southeastern Conference

player with 1,000 yards rushing and 500 yards receiving in the same season.

Ole Miss (9-4) had five turnovers in the game, but Oklahoma State had six in the fourth quarter, and seven overall.

McCluster was the obvious standout, the game's offensive MVP for the second year in a row. He had 34 carries along with five catches for 45 yards. He leaves Ole Miss with 3,923 career all-purpose yards, second in school history behind Deuce McAllister's 4,889.

After becoming only Ole Miss' fourth 1,000-yard rusher on his third carry of the game, McCluster surpassed 500 yards receiving on the final play of the first quarter. Yet, his best was still to come.

McCluster's 86-yard TD run in the second quarter came on a handoff from freshman quarterback Nathan Stanley. McCluster went to the right and through a gap, running untouched for the second-longest run in the 74-year history of the Cotton Bowl.

OKLAHOMA STATE	0	0	7	0	—	7
OLE MISS	0	7	0	14	—	21

### SCORING

- OM — McCluster 86 run (Shene kick) 11:19 - 2Q
- OS — Youman 1 pass from Toston (Bailey kick) 7:13 - 2Q
- OM — McCluster 2 run (Shene kick) 4:03 - 4Q
- OM — Trahan 34 fumble recovery (Shene kick) 3:12 - 4Q

ATTENDANCE — 77,928

### TEAM STATISTICS

	OS	OM
First Downs	9	20
Rushing (Net)	140	193
Passing (Net)	119	230
Total Offense	259	364
Passing C-A-I	14-34-4	15-30-4
Punts-Avg.	8-50.2	5-47.0
Fumbles-Lost	5-3	2-1
Penalties-Yards	6-62	10-82
Time of Possession	25:23	34:37

### INDIVIDUAL LEADERS

- Rushing**
- OM — D. McCluster, 34-184
- OS — K. Hunter, 9-94
- Passing**
- OM — J. Snead, 23-13-3-168
- OS — Z. Robinson, 31-13-4-118
- Receiving**
- OM — S. Hodge, 7-112
- OS — J. Blackmon, 4-45



## 2013 BBVA COMPASS BOWL

Ole Miss 38  
Pittsburgh 17



Bo Wallace

Six weeks after closing out its regular season by defeating No. 24 Mississippi State to bring home the Egg Bowl trophy for the first time since 2008, Ole Miss (7-6) took down Pitt in the BBVA Compass Bowl in Birmingham, Ala., 38-17. It was Ole Miss' first bowl appearance since topping Oklahoma State 21-7 in the 2010 AT&T Cotton Bowl. The 38 points scored by Ole Miss is a BBVA Compass Bowl record.

Ole Miss sophomore quarterback Bo Wallace, the BBVA Compass Bowl MVP, finished the game 22-32 passing for 151 yards with three touchdowns and two interceptions. The Rebels spread the ball around through the air with three receivers catching five or more passes. Freshman running back I'Tavius Mathers led Ole Miss on the ground with six carries for 96 yards, including a 62-yard touchdown run in the fourth quarter, the longest in BBVA Compass Bowl history.

On the defensive side of the ball, junior middle linebacker Mike Marry led Ole Miss with seven tackles, four tackles for loss and a forced fumble.

The Rebels closed out the first half with a 31-yard field goal from Bryon Rose that gave the Rebels a 24-10 lead going into the break. Ole Miss' 24 first-half points tied the BBVA Compass Bowl record for most points scored in a half.

PITTSBURGH	0	10	0	7	—	17
OLE MISS	14	10	7	7	—	38

### SCORING

- OM — Logan 14 pass from Wallace (Rose kick) 10:16 - 1Q
- OM — Mackey 27 pass from Wallace (Rose kick) 5:22 - 1Q
- PITT — Street 10 pass from Sunseri (Harper kick) 7:13 - 2Q
- OM — Sanders 18 pass from Wallace (Rose kick) 6:02 - 2Q
- PITT — Harper 47 FG 1:56 - 2Q
- OM — Rose 31 FG 0:00 - 2Q
- OM — Brunetti 1 run (Rose kick) 0:21 - 3Q
- OM — Mathers 62 run (Rose kick) 8:48 - 4Q
- PITT — Shanahan 16 pass from Sunseri (Harper kick) 2:23 - 4Q

ATTENDANCE — 59,135

### TEAM STATISTICS

	PITT	OM
First Downs	17	23
Rushing (Net)	81	224
Passing (Net)	185	163
Total Offense	266	387
Passing C-A-I	16-32-1	24-37-2
Punts-Avg.	6-48.3	3-39.7
Fumbles-Lost	1-1	3-0
Penalties-Yards	3-26	8-66
Time of Possession	28:36	31:24

### INDIVIDUAL LEADERS

- Rushing
  - OM — I. Mathers, 6-96
  - PITT — R. Shell, 25-91
- Passing
  - OM — B. Wallace, 37-24-2-151 (3TD)
  - PITT — T. Sunseri, 32-16-1-185 (2TD)
- Receiving
  - OM — J. Logan, 6-36 (TD), V. Sanders, 5-39 (TD)
  - PITT — D. Street, 7-83 (TD)



## 2013 MUSIC CITY BOWL

Ole Miss 25  
Georgia Tech 17



Bo Wallace

Ole Miss junior quarterback Bo Wallace threw one touchdown and ran for two more, and the Rebels' defense held the Georgia Tech triple-option attack in check en route to a 25-17 victory at LP Field in the 2013 Franklin American Mortgage Music City Bowl.

The Rebels' victory was their sixth straight bowl victory, which is currently the longest in the country. Auburn and Florida State, which play

each other in the national championship game Jan. 6, each have bowl winning streaks of five games.

Wallace, who was named the game's MVP, finished the game 22-32 for 256 yards, as well as a career-high 86 yards rushing on 13 carries. The Pulaski, Tenn., native's 342 total yards Monday pushed his season total to 3,701, topping Eli Manning's school record of 3,572 yards set in 2003.

Junior Donte Moncrief led the Ole Miss receiving corps with six catches for 113 yards and a touchdown.

Defensively, junior linebacker Serderius Bryant and sophomore defensive tackle Issac Gross each had eight tackles, while freshman Tony Conner and senior defensive end D.T. Shackelford had seven tackles. Bryant led the Rebels with a team-high six solo tackles, and Gross recorded a team-high three tackles for loss.

OLE MISS	7	6	10	2	—	25
GEORGIA TECH	7	0	0	10	—	17

### SCORING

- OM — Wallace 17 run (Ritter kick) 4:45 - 1Q
- GT — Godhigh 8 run (Butker kick) 5:44 - 1Q
- OM — Moncrief 28 pass from Wallace (Blocked) 1:19 - 2Q
- OM — Wallace 10 run (Ritter kick) 1:29 - 3Q
- OM — Ritter 29 FG 3:02 - 3Q
- GT — Butker 38 FG 3:12 - 4Q
- GT — Waller 72 pass from Lee (Butket kick) 0:11 - 4Q
- OM — Team safety - 4Q

ATTENDANCE — 52,125

### TEAM STATISTICS

	OM	GT
First Downs	28	18
Rushing (Net)	221	151
Passing (Net)	256	147
Total Offense	477	298
Passing C-A-I	23-36-1	5-17-1
Punts-Avg.	5-42.4	6-38.5
Fumbles-Lost	3-0	2-1
Penalties-Yards	3-15	5-40
Time of Possession	32:50	27:10

### INDIVIDUAL LEADERS

- Rushing
  - OM — B. Wallace, 13-86 (2 TD)
  - GT — R. Godhigh, 10-50 (TD)
- Passing
  - OM — B. Wallace, 22-32-1-256 (TD)
  - GT — V. Lee, 5-17-1-147 (TD)
- Receiving
  - OM — D. Moncrief, 6-113 (TD)
  - GT — D. Waller, 2-79 (TD)



## 2014 PEACH BOWL

TCU 42  
Ole Miss 3



Senquez Golson

A dominant effort by No. 6 TCU on both sides of the ball was too much to overcome for No. 9 Ole Miss, as the Rebels (9-4) lost 42-3 in the Chick-fil-A Peach Bowl.

The nation's second-leading offense, the Horned Frogs scored early and often, and the defense suffocated the Ole Miss offense, holding the Rebels to a season-low 10 first downs and 129 yards of total offense.

Senior cornerback Senquez Golson tied the school record with his 10th interception of the season, the 16th of his career, which is tied for third place in Ole Miss history. It also helped set up the Rebels' lone score of the game, a 27-yard field goal by freshman kicker Gary Wunderlich.

Playing in its third straight bowl game for the first time since 1998-2000, Ole Miss had its six-game bowl winning streak snapped, which was tied with Florida State for the longest in the nation.

OLE MISS	0	0	0	3	—	3
TCU	14	14	14	0	—	42

### SCORING

- TCU — Green 31 pass from Listenbee (Oberkrom kick) 14:00 - 1Q
- TCU — Green 15 run (Oberkrom kick) 6:23 - 1Q
- TCU — Doctson, 12 pass from Boykin (Oberkrom kick) 11:00 - 2Q
- TCU — McFarland INT return (Oberkrom kick) 2:00 - 2Q
- TCU — Listenbee 35 pass from Boykin (Oberkrom kick) 13:37 - 3Q
- TCU — Doctson 27 pass from Boykin (Oberkrom kick) 13:09 - 3Q
- OM — Wunderlich 27 FG 7:18 - 4Q

ATTENDANCE — 65,706

### TEAM STATISTICS

	OM	TCU
First Downs	10	24
Rushing (Net)	9	177
Passing (Net)	120	246
Total Offense	129	423
Passing C-A-I	11-27-3	27-37-3
Punts-Avg.	8-42.4	4-42.4
Fumbles-Lost	2-1	2-1
Penalties-Yards	6-44	5-55
Time of Possession	25:00	35:00

### INDIVIDUAL LEADERS

- Rushing
  - OM — I. Mathers, 7-26 (0 TD)
  - TCU — A. Green, 18-68 (TD)
- Passing
  - OM — B. Wallace, 10-23-3-109 (0 TD)
  - TCU — T. Boykin, 22-31-3-187 (3 TD)
- Receiving
  - OM — M. Pack, 4-55 (0 TD)
  - TCU — J. Doctson, 6-59 (2 TD)



## ALL-TIME SERIES

Opponents	First Game	Last Game	Total Gms	Record	OM Pts	Opp Pts
Air Force	1983	1992	3	2-1-0	58	38
Alabama	1894	2014	62	10-47-2	690	1785
UAB	2009	2009	1	1-0-0	48	13
Arkansas	1908	2014	61	28-32-1	979	1143
Arkansas State (1)	1914	2004	23	20-1-2	683	236
Auburn	1928	2014	39	10-29-0	727	877
Baylor	1975	1975	1	0-1-0	10	20
Bethel	1923	1923	1	1-0-0	14	6
Birmingham	1920	1933	4	3-1-0	30	27
Boise State	2014	2014	1	1-0-0	35	13
Boston College	1948	1951	4	3-0-1	145	45
BYU	2011	2011	1	0-1-0	13	14
Camp Benning	1922	1923	2	1-1-0	32	21
Castle Heights	1912	1912	1	1-0-0	1	0
Catholic University	1936	1936	2	1-1-0	33	20
Centenary	1932	1939	7	4-3-0	129	54
Central Arkansas	2012	2012	1	1-0-0	49	27
Central Florida	1997	1997	1	1-0-0	24	23
Central University	1899	1899	1	1-0-0	13	6
Centre	1922	1935	2	1-1-0	26	55
Chicago	1930	1930	1	0-0-1	0	0
Citadel	2005	2005	1	1-0-0	27	7
Clemson	1928	1933	2	2-0-0	39	7
Cumberland	1902	1913	3	2-1-0	45	18
Drake	1926	1926	1	0-1-0	15	33
Duquesne	1940	1940	1	1-0-0	14	6
Florida	1926	2008	23	12-10-1	327	414
Florida State	1961	1961	1	1-0-0	33	0
Fresno State	2010	2011	2	2-0-0	93	66
George Washington	1936	1938	3	2-0-1	52	6
Georgetown	1941	1942	2	0-2-0	12	30
Georgia	1940	2012	45	12-32-1	710	1143
Georgia Tech	1946	2013	4	2-2-0	70	83
Hardin-Simmons	1957	1958	2	2-0-0	58	7
Havana	1921	1921	1	0-1-0	0	14
Henderson Brown	1909	1911	2	1-0-1	36	23
Hendrix	1913	1927	5	3-1-1	112	22
Holy Cross	1940	1941	2	2-0-0	55	7
Houston	1952	1970	18	15-3-0	431	157
Idaho	2013	2013	1	1-0-0	59	14
Idaho State	1996	1996	1	1-0-0	38	14
Indiana State	1995	1995	1	1-0-0	56	10
Jackson AAB	1944	1944	1	0-1-0	0	10
Jacksonville State	2010	2010	1	0-1-0	48	49
Kentucky	1944	2011	42	27-14-1	823	672
Long Beach State	1971	1971	1	1-0-0	29	13
Louisiana-Lafayette (9)	1986	2014	4	4-0-0	144	70
Louisiana-Monroe	2002	2008	3	3-0-0	149	17
Louisiana Tech (2)	1911	2011	10	8-2-0	171	76
Loyola, Chicago	1926	1927	2	1-1-0	19	14
Loyola, (N.O.)	1928	1936	3	2-1-0	74	58
LSU	1894	2014	103	40-59-4	1596	2110
Marquette	1931	1941	5	2-3-0	32	85
Marshall	1997	1997	1	1-0-0	34	31
Maryland	1952	1953	2	1-1-0	21	52
Maryville	1906	1906	1	1-0-0	16	6
Memphis A.C.	1893	1895	3	3-0-0	30	0
Memphis H.S.	1910	1912	3	3-0-0	86	0
Memphis U.S.	1901	1909	4	4-0-0	96	0
Memphis Med. Cl.	1903	1912	6	6-0-0	167	6
Memphis (3)	1921	2014	60	48-10-2	1736	654
Mercer	1911	1911	1	1-0-0	34	0
Miami (Fl.)	1936	1951	3	2-1-0	42	27
Michigan	1991	1991	1	0-1-0	3	35
Middle Tennessee	2001	2001	1	1-0-0	45	17
Millsaps	1921	1935	5	5-0-0	116	7

Opponents	First Game	Last Game	Total Gms	Record	OM Pts	Opp Pts
Minnesota	1932	1932	1	0-1-0	0	26
Mississippi College	1908	1925	13	8-4-1	195	163
Mississippi State (4)	1901	2014	111	62-43-6	1923	1626
Missouri	1973	2013	7	1-6-0	73	191
Missouri Normal	1907	1908	2	1-1-0	23	12
Murray State	2001	2001	1	1-0-0	49	14
Nashville	1899	1904	2	1-1-0	12	16
Navy	1955	1955	1	0-1-0	0	21
Nebraska	2002	2002	1	1-0-0	27	23
UNLV	2000	2000	1	1-0-0	43	40
North Texas State	1953	1956	4	4-0-0	153	19
Northern Arizona	2009	2009	1	1-0-0	38	14
Northern Illinois	1993	1993	1	1-0-0	44	0
Northwestern State	2006	2007	2	2-0-0	65	38
Notre Dame	1977	1985	2	1-1-0	34	50
Ohio University	1991	1991	1	1-0-0	38	14
Oklahoma	1999	1999	1	1-0-0	27	25
Oklahoma State	2004	2009	2	2-0-0	52	35
Quachita	1913	1937	3	1-1-1	46	7
College of Ozarks	1927	1927	1	1-0-0	58	0
Payne Field (West Pt., Miss.)	1918	1918	1	0-1-0	0	6
Pittsburgh	2012	2012	1	1-0-0	38	17
Presbyterian	2014	2014	1	1-0-0	48	0
Purdue	1929	1929	1	0-1-0	7	27
Rice	1961	1961	1	1-0-0	14	6
Samford (8)	1932	2008	3	2-1-0	66	23
Sewanee	1899	1938	15	6-8-1	216	253
South Carolina	1947	2009	15	8-7-0	339	270
Southeast Missouri	2013	2013	1	1-0-0	31	13
Southeastern Louisiana	2009	2009	1	1-0-0	52	6
Southern A.C.(New Orleans)	1893	1894	2	1-1-0	6	24
Southern Illinois	1994	2011	2	2-0-0	101	27
SMU	1929	1998	3	2-1-0	71	108
Southern Miss (5)	1913	1984	24	18-6-0	599	287
Southwestern (6)	1908	1941	23	20-1-2	592	88
So. West (Texas)	1914	1914	1	0-1-0	0	18
St. Louis Univ.	1923	1939	5	4-1-0	101	47
St. Thomas Hall(Holly Springs)	1894	1898	4	4-0-0	109	2
Tampa	1963	1971	3	3-0-0	105	27
Temple	1936	1937	2	0-1-1	7	12
Tennessee	1902	2014	65	20-44-1	937	1495
UT-Chattanooga	1945	1993	15	14-1-0	599	118
Tennessee Doctors	1921	1922	2	0-2-0	6	56
Texas	1912	2013	8	2-6-0	142	271
Texas A&M	1911	2014	7	1-6-0	127	152
TCU	1948	2014	7	5-2-0	123	120
Texas-El Paso	1967	2012	2	1-1-0	35	24
Texas Tech	1986	2008	5	3-2-0	175	160
Transylvania	1916	1916	1	0-1-0	3	13
Trinity (Texas)	1957	1958	2	2-0-0	65	0
Troy	2013	2013	1	1-0-0	51	21
Tulane	1893	2012	71	43-28-0	1335	955
Tulsa	1932	1964	3	0-3-0	7	87
Union (7)	1893	1940	15	14-0-1	647	12
Vanderbilt	1894	2014	89	49-38-2	1691	1593
Villanova	1954	1973	2	2-0-0	76	6
Virginia Meds.	1913	1913	1	1-0-0	7	6
Virginia Tech	1913	1968	2	1-1-0	48	52
VMI	1913	1996	2	1-1-0	31	21
Wake Forest	2006	2008	2	0-2-0	31	57
West Virginia	2000	2000	1	0-1-0	38	49
Western Kentucky	1931	1942	2	2-0-0	52	12
Wyoming	2004	2005	2	0-2-0	46	61

**LEGEND:** Original Names— 1—Arkansas A&M; 2—Louisiana Industrial Institute; 3—West Tennessee St. Normal, West Tennessee St. Teachers College; Memphis St.; 4—Mississippi A&M; 5—Mississippi St. Normal, Mississippi St. Teachers' College; 6—Southwestern Presbyterian University (S.P.U.); 7—Southwest Baptist University (SWBU); 8—Howard College; 9—Southwestern Louisiana



**1893 — Won 4, Lost 1**

	OM	Opp
Nov. 11 SWBU*, Oxford	56	0
Nov. 18 Memphis A.C., Memphis	16	0
Nov. 25 SWBU, Jackson, Tenn.	36	0
Nov. 30 So A.C., New Orleans	0	24
Dec. 2 Tulane, New Orleans	12	4
<b>TOTAL POINTS:</b>	<b>120</b>	<b>28</b>

COACH: Dr. A.L. Bondurant  
CAPTAIN: Alfred H. Roudebush, LE  
\*Known from 1908 as Union University

**1894 — Won 6, Lost 1**

	OM	Opp
Oct. 20 St. Thomas Hall, Oxford	62	0
Oct. 27 Alabama, Jackson	6	0
Nov. 10 Vanderbilt, Nashville	0	40
Nov. 12 *Cumberland, Lebanon	-	-
Nov. 17 Memphis A.C., Memphis	12	0
Nov. 29 Tulane, New Orleans	8	2
Dec. 1 So. A.C., New Orleans	†6	0
Dec. 3 LSU, Baton Rouge	26	6
<b>TOTAL POINTS:</b>	<b>120</b>	<b>48</b>

COACH: C.D. Clark  
CAPTAIN: Wm. Henry Cook, FB  
\*Game cancelled †Forfeit

**1895 — Won 2, Lost 1**

	OM	Opp
Oct. 12 St. Thomas Hall, Oxford	18	0
Nov. 23 Memphis A.C., Memphis	2	0
Tulane, New Orleans	4	28
Dec. 9 *LSU, Oxford	-	-
<b>TOTAL POINTS:</b>	<b>24</b>	<b>28</b>

COACH: H.L. Fairbanks  
CAPTAIN: Ewell D. Scales, LHB  
\*Game cancelled

**1896 — Won 1, Lost 2**

	OM	Opp
St. Thomas Hall, Oxford	20	0
Nov. 13 LSU, Vicksburg	4	12
Nov. 26 Tulane, New Orleans	0	10
<b>TOTAL POINTS:</b>	<b>24</b>	<b>22</b>

COACH: J.W. Hollister  
CAPTAIN: George D. McLean

**1897**  
No Team Due to Yellow Fever Epidemic  
COACH: None  
CAPTAIN: Harry D. Priestly

**1898 — Won 1, Lost 1**

	OM	Opp
Dec. 12 Tulane, New Orleans	9	14
Dec. 17 St. Thomas Hall, Oxford	9	2
<b>TOTAL POINTS:</b>	<b>18</b>	<b>16</b>

COACH: T.G. Scarborough  
CAPTAIN: Eugene Campbell, RG

**1899 — Won 3, Lost 4**

	OM	Opp
Oct. 27 *Central U., Memphis	13	6
Oct. 28 U. of Nashville, Oxford	0	11
Nov. 1 LSU, Meridian	11	0
Nov. 4 Vanderbilt, Memphis	0	11
Nov. 12 Sewanee, Memphis	0	12
Nov. 24 Alabama, Jackson	5	7
Nov. 30 Tulane, New Orleans	15	0
<b>TOTAL POINTS:</b>	<b>44</b>	<b>47</b>

COACH: W.H. Lyon  
CAPTAIN: Wm. D. Myers, FB  
\*Merged with Centre College in 1901

**1900 — Won 0, Lost 3**

	OM	Opp
Oct. 6 Vanderbilt, Nashville	0	6
Oct. 26 Alabama, Tuscaloosa	5	12
Nov. 29 Tulane, New Orleans	0	12
<b>TOTAL POINTS:</b>	<b>5</b>	<b>30</b>

COACH: Z.N. Estes, Jr  
CAPTAIN: Wm. D. Myers, FB

**1901 — Won 2, Lost 4**

	OM	Opp
Oct. 12 *CBC, Oxford	-	-
Oct. 19 Mem. U. School, Oxford	6	0
Oct. 26 Alabama, Tuscaloosa	0	41
Oct. 28 †Miss. A&M, Starkville	0	17
Nov. 2 SWBU, Oxford	17	0
Nov. 8 LSU, Baton Rouge	0	46
Nov. 28 Tulane, New Orleans	11	25
<b>TOTAL POINTS:</b>	<b>34</b>	<b>129</b>

COACHES: William Sibley; Daniel S. Martin  
CAPTAIN: F.W. Elmer, RE  
\*Game cancelled  
†Known from 1932 as Mississippi State

**1902 — Won 4, Lost 3**

	OM	Opp
Oct. 11 Vanderbilt, Nashville	0	29
Oct. 18 Cumberland, Oxford	38	0
Oct. 25 Miss. A&M, Starkville	21	0
Nov. 1 Mem. U. School, Oxford	42	0
Nov. 8 LSU, New Orleans	0	6
Nov. 15 Tennessee, Memphis	10	11
Nov. 27 Tulane, New Orleans	10	0
<b>TOTAL POINTS:</b>	<b>121</b>	<b>46</b>

COACH: D.S. Martin  
CAPTAIN: John M. Foster, RHB

**1903 — Won 2, Lost 1, Tied 1**

	OM	Opp
Oct. 24 Vanderbilt, Nashville	0	33
Nov. 7 *Mem. Med. Col., Memphis	17	0
Nov. 14 Miss. A&M, Oxford	6	6
Nov. 21 LSU, New Orleans	11	0
<b>TOTAL POINTS:</b>	<b>90</b>	<b>39</b>

COACH: Mike Harvey  
CAPTAIN: F.W. Elmer, RHB  
\*The Memphis Medical Hospital College, until January, 1913, when it became the University of Tennessee School of Medicine

**1904 — Won 4, Lost 3**

	OM	Opp
Oct. 15 Vanderbilt, Nashville	0	69
Oct. 22 Miss A&M, Columbus	17	5
Oct. 29 SWBU, Oxford	114	0
Nov. 5 LSU, Baton Rouge	0	5
Nov. 12 Mem. Med. Col., Jackson	42	0
Nov. 19 *U. of Nashville, Memphis	12	5
Nov. 24 Tulane, New Orleans	0	22
<b>TOTAL POINTS:</b>	<b>185</b>	<b>106</b>

COACH: Mike Harvey  
CAPTAIN: Allen P. Dodd, LT  
\*Now George Peabody College, a part of Vanderbilt University

**1905 — Won 0, Lost 2**

	OM	Opp
Nov. 20 Cumberland, Oxford	0	18
Nov. 30 Miss. A&M, Jackson	0	11
<b>TOTAL POINTS:</b>	<b>0</b>	<b>29</b>

COACH: None  
CAPTAIN: Allen P. Todd, LT

**1906 — Won 4, Lost 2**

	OM	Opp
Oct. 4 Maryville, Oxford	16	6
Oct. 13 Vanderbilt, Nashville	0	29
Oct. 20 LSU, Baton Rouge	9	0
Oct. 27 *Tennessee, Memphis	-	-
Nov. 3 Tulane, New Orleans	17	0
Nov. 12 Sewanee, Memphis	0	24
Nov. 17 *Arkansas, Little Rock	-	-
Nov. 29 Miss. A&M, Jackson	29	5
<b>TOTAL POINTS:</b>	<b>71</b>	<b>64</b>

COACH: Tom S. Hammond  
CAPTAIN: Cleveland P. Huggins, FB  
\*Game cancelled

**1907 — Won 0, Lost 6**

	OM	Opp
Oct. 2 *SWBU, Oxford	-	-
Oct. 12 Alabama, Columbus	0	20
Oct. 19 Missouri Normal, Oxford	6	12
Oct. 26 Sewanee, Memphis	0	65
Nov. 9 Vanderbilt, Memphis	0	60
Nov. 16 LSU, Jackson	0	23
Nov. 28 Miss. A&M, Jackson	0	15
<b>TOTAL POINTS:</b>	<b>6</b>	<b>195</b>

COACH: Frank Mason  
CAPTAIN: Andrew Wood, RE  
\*Game cancelled

**1908 — Won 3, Lost 5**

	OM	Opp
Oct. 3 Mem. U. School, Oxford	30	0
Oct. 10 Arkansas, Fayetteville	0	33
Oct. 17 Missouri Normal, Memphis	17	0
Oct. 24 Vanderbilt, Nashville	0	29
Oct. 29 Miss. College, Jackson	41	0
Oct. 31 Tulane, New Orleans	0	10
Nov. 10 *SPU, Oxford	5	9
Nov. 26 Miss. A&M, Jackson	6	44
<b>TOTAL POINTS:</b>	<b>99</b>	<b>125</b>

COACH: Frank Kyle  
CAPTAIN: Ike C. Knox, RHB  
\*Known as Southwestern (Memphis) from 1925

**1909 — Won 4, Lost 3, Tied 2**

	OM	Opp
Oct. 2 Mem. U. School, Oxford	18	0
Oct. 5 Mem. Med. Col., Oxford	15	0
Oct. 9 LSU, Baton Rouge	0	10
Oct. 16 Tulane, New Orleans	0	5
Oct. 23 Alabama, Jackson	0	0
Oct. 30 Vanderbilt, Nashville	0	17
Nov. 13 Henderson-Brown, Arkadelphia	12	12
Nov. 18 Union, Oxford	45	0
Nov. 25 Miss. A&M, Jackson	9	5
<b>TOTAL POINTS:</b>	<b>99</b>	<b>49</b>

COACH: Dr. Nathan P. Stauffer  
CAPTAIN: W.C. Trotter, LHB

**1910 — Won 7, Lost 1**

	OM	Opp
Oct. 1 Memphis H.S., Oxford	10	0
Oct. 5 Mem. Med. Col., Oxford	2	0
Oct. 13 Tulane, New Orleans	16	0
Oct. 21 Miss. College, Clinton	24	0
Oct. 29 Vanderbilt, Nashville	2	9
Nov. 5 Alabama, Greenville	16	0
Nov. 12 Mem. Med. Col., Memphis	44	0
Nov. 24 Miss. A&M, Jackson	30	0
<b>TOTAL POINTS:</b>	<b>144</b>	<b>9</b>

COACH: Dr. Nathan P. Stauffer  
CAPTAIN: John W. McCall, RHB

**1911 — Won 6, Lost 3**

	OM	Opp
Sept. 30 †Memphis H.S., Oxford	42	0
Oct. 5 SPU, Oxford	41	0
Oct. 13 *Louisiana I.I., Oxford	15	0
Oct. 24 Henderson-Brown, Arkadelphia	24	11
Oct. 27 Texas A&M, College Station	0	17
Oct. 30 Miss. College, Jackson	28	0
Nov. 4 Mercer, Macon, Ga.	34	0
Nov. 18 Vanderbilt, Nashville	0	21
Nov. 30 Miss. A&M, Jackson	0	6
<b>TOTAL POINTS:</b>	<b>184</b>	<b>55</b>

COACH: Dr. Nathan P. Stauffer  
CAPTAIN: Steve F. Mitchell, LHB  
†First Sept. Date \*Known now as La. Tech

**1912 — Won 5, Lost 3**

	OM	Opp
Oct. 5 *Memphis H.S., Oxford	34	0
Oct. 12 Castle Heights, Oxford	†1	0
Oct. 19 LSU, Baton Rouge	10	7
Oct. 26 Vanderbilt, Nashville	0	24
Nov. 1 Miss. College, Oxford	12	0
Nov. 9 Alabama, Tuscaloosa	9	10
Nov. 13 Texas, Austin	14	53
Nov. 16 Mem. Med. Col., Memphis	47	6
<b>TOTAL POINTS:</b>	<b>127</b>	<b>100</b>

COACH: Leo Detray  
CAPTAIN: J.C. (Red) Adams, C  
†Forfeit \*Known from 1913 as Central High School

**1913 — Won 6, Lost 3, Tied 1**

	OM	Opp
Oct. 8 VMI, Lexington, Va.	0	14
Oct. 11 VPI, Blacksburg, Va.	14	35
Oct. 15 Virginia Meds., Richmond	7	6
Oct. 23 Union, Oxford	46	0
Nov. 1 Louisiana I.I., Oxford	26	0
Nov. 7 Hendrix, Conway, Ark.	6	8
Nov. 15 Arkansas, Little Rock	21	10
Nov. 22 Cumberland, Memphis	7	0
Nov. 27 *Miss. Normal, Hattiesburg	13	7
Nov. 27 †Oauchita, Arkadelphia	0	0
<b>TOTAL POINTS:</b>	<b>140</b>	<b>80</b>

COACH: William Driver  
CAPTAIN: E. Forrest McCall, E  
\*Known now as Southern Mississippi  
†Correct date

**1914 — Won 5, Lost 4, Tied 1**

	OM	Opp
Oct. 3 †Arkansas Aggies, Oxford	20	0
Oct. 10 SPU, Oxford	14	0
Oct. 17 LSU, Baton Rouge	21	0
Oct. 28 Miss. College, Jackson	7	7
Oct. 31 Ouachita, Memphis	0	7
Nov. 7 Tulane, New Orleans	21	6
Nov. 13 Arkansas, Little Rock	13	7
Nov. 17 Texas, Austin	7	66
Nov. 20 Southwestern, Georgetown, Texas	0	18
Nov. 26 Texas A&M, Beaumont	7	14
<b>TOTAL POINTS:</b>	<b>110</b>	<b>125</b>

COACH: William Driver  
CAPTAIN: Frank W. Smythe, LE  
†Known now as Arkansas State

**1915 — Won 2, Lost 6**

	OM	Opp
Oct. 1 Arkansas Aggies, Oxford	0	10
Oct. 8 SPU, Oxford	13	6
Oct. 15 LSU, Oxford	0	28
Oct. 23 Vanderbilt, Memphis	0	91
Oct. 30 Hendrix, Oxford	32	7
Nov. 6 Miss. A&M, Tupelo	0	65
Nov. 13 Miss. College, Jackson	6	74
Nov. 20 *Arkansas, Little Rock	-	-
Nov. 25 Alabama, Birmingham	0	53
<b>TOTAL POINTS:</b>	<b>51</b>	<b>334</b>

COACH: Fred Robbins  
CAPTAIN: J.H. (Pop) Harris, T  
\*Game cancelled

**1916 — Won 3, Lost 6**

	OM	Opp
Sept. 30 Union, Oxford	30	0
Oct. 7 Arkansas Aggies, Oxford	20	0
Oct. 14 Hendrix, Oxford	61	0
Oct. 21 Vanderbilt, Nashville	0	35
Oct. 28 Alabama, Tuscaloosa	0	27
Nov. 3 Miss. A&M, Tupelo	0	36
Nov. 11 Transylvania, Lexington, Ky.	3	13
Nov. 18 LSU, Baton Rouge	0	41
Nov. 30 Miss. College, Jackson	14	36
<b>TOTAL POINTS:</b>	<b>128</b>	<b>188</b>

COACH: Fred Robbins  
CAPTAIN: C. Allen Anderson, C

**1917 — Won 1, Lost 4, Tied 1**

	OM	Opp
Oct. 6 Arkansas Aggies, Oxford	0	0
Oct. 13 LSU, Oxford	7	52
Oct. 27 Alabama, Tuscaloosa	0	54
Nov. 3 Miss. A&M, Tupelo	14	41
Nov. 10 Sewanee, Sewanee, Tenn.	7	69
Nov. 29 Miss. College, Jackson	21	0
<b>TOTAL POINTS:</b>	<b>49</b>	<b>216</b>

COACH: C.R. (Dudy) Noble  
CAPTAIN: Roy Bridges, QB

**1918 — Won 1, Lost 3**

	OM	Opp
Nov. 9 Payne Field, West Point, Miss.	0	6
Nov. 16 Union, Oxford	39	0
Nov. 28 Miss. A&M, Starkville	0	34
Dec. 7 Miss. A&M, Oxford	0	13
<b>TOTAL POINTS:</b>	<b>39</b>	<b>53</b>

COACH: C.R. (Dudy) Noble  
CAPTAIN: Edward H. Ray, HB

**1919 — Won 4, Lost 4**

	OM	Opp
Oct. 4 Arkansas Aggies, Oxford	32	0
Oct. 11 Alabama, Tuscaloosa	0	49
Oct. 18 LSU, Baton Rouge	0	12
Oct. 25 Tulane, New Orleans	12	27
Oct. 31 Union, Oxford	25	6
Nov. 8 Miss. A&M, Clarksdale	0	33
Nov. 15 SPU, Oxford	30	0
Nov. 27 Miss. College, Jackson	6	0
<b>TOTAL POINTS:</b>	<b>105</b>	<b>127</b>

COACH: R. L. Sullivan  
CAPTAIN: Edmund Cowart, E

**1920 — Won 4, Lost 3**

	OM	Opp
Oct. 2 Arkansas Aggies, Oxford	33	0
Oct. 9 Miss. Normal, Hattiesburg	54	0
Oct. 16 Birmingham-So., B'ham, Ala.	6	27
Oct. 23 Tulane, New Orleans	0	32
Oct. 29 Union, Oxford	86	0
Nov. 6 Miss. A&M, Greenwood	0	20
Nov. 12 SPU, Oxford	38	6
<b>TOTAL POINTS:</b>	<b>217</b>	<b>85</b>

COACH: R.L. Sullivan  
CAPTAIN: Rufus Creekmore, C

**1921 — Won 3, Lost 6**

	OM	Opp
Oct. 1 *W. Tenn. Normal, Oxford	82	0
Oct. 8 Tulane, New Orleans	0	26
Oct. 15 Millsaps, Oxford	49	0
Oct. 22 SPU, Oxford	35	0
Oct. 28 Miss. A&M, Greenwood	0	21
Nov. 5 Miss. College, Vicksburg	7	27
Nov. 12 LSU, Baton Rouge	0	21
Nov. 19 Tenn. Doctors, Memphis	6	24
Dec. 31 U. of Havana, Havana, Cuba	0	14
<b>TOTAL POINTS:</b>	<b>179</b>	<b>133</b>

COACH: R.L. Sullivan  
CAPTAIN: Howard D. Robinson, FB  
\*Known now as University of Memphis



# HISTORY & RECORDS

## 1922 — Won 4, Lost 5, Tied 1

	OM	Opp
Sept. 30 Union, Oxford	0	0
Oct. 7 Centre, Danville, Ky.	0	55
Oct. 14 SPU, Oxford	23	0
Oct. 21 Miss. A&M, Jackson	13	19
Oct. 28 Tennessee, Knoxville	0	49
Nov. 4 Birmingham-So., Oxford	6	0
Nov. 11 Hendrix, Oxford	13	7
Nov. 18 Tenn. Doctors, Memphis	0	32
Nov. 25 Camp Benning, Columbus, Ga.	13	14
Nov. 30 Millsaps, Jackson	19	7
<b>TOTAL POINTS:</b>	<b>87</b>	<b>183</b>

COACH: R.A. Cowell  
CAPTAIN: Calvin C. Barbour Jr., QB

## 1923 — Won 4, Lost 6

	OM	Opp
Sept. 29 Bethel College, Oxford	14	6
Oct. 6 Alabama, Tuscaloosa	0	56
Oct. 13 SPU, Oxford	33	0
Oct. 20 Miss. A&M, Jackson	6	13
Oct. 27 St. Louis U., St. Louis	3	28
Nov. 3 Birmingham-So., Oxford	6	0
Nov. 10 Miss. College, Meridian	0	6
Nov. 17 Tulane, New Orleans	0	19
Nov. 24 Tennessee, Knoxville	0	10
Nov. 31 Camp Benning, Columbus, Ga.	19	7
<b>TOTAL POINTS:</b>	<b>81</b>	<b>145</b>

COACH: R.A. Cowell  
CAPTAIN: John T. Montgomery, HB

## 1924 — Won 4, Lost 5

	OM	Opp
Oct. 4 Arkansas Aggies, Oxford	10	7
Oct. 11 SPU, Oxford	7	0
Oct. 18 Miss. A&M, Jackson	0	20
Oct. 25 Arkansas, Little Rock	0	20
Nov. 1 Alabama, Montgomery	0	61
Nov. 8 Sewanee, Memphis	0	21
Nov. 15 Furman, Greenville, S.C.	2	7
Nov. 22 Miss. College, Oxford (HC)	10	6
Nov. 27 Millsaps, Jackson	7	0
<b>TOTAL POINTS:</b>	<b>36</b>	<b>142</b>

COACH: Chester Barnard  
CAPTAIN: Claude Smithson, HB

## 1925 — Won 5, Lost 5

	OM	Opp
Sept. 26 Arkansas Aggies, Oxford	53	0
Oct. 3 Texas, Austin	0	25
Oct. 10 Tulane, New Orleans	7	26
Oct. 17 Union, Oxford	7	6
Oct. 24 Miss. A&M, Jackson	0	6
Oct. 31 Vanderbilt, Nashville	0	7
Nov. 7 Sewanee, Chattanooga	9	10
Nov. 14 Miss. College, Clinton	19	7
Nov. 21 Southwestern, Oxford (HC)	31	0
Nov. 26 Millsaps, Jackson	21	0
<b>TOTAL POINTS:</b>	<b>147</b>	<b>87</b>

COACH: Homer Hazel  
CAPTAIN: John (Bat) Mustin, HB

## 1926 — Won 5, Lost 4

	OM	Opp
Sept. 25 Arkansas Aggies, Oxford	28	0
Oct. 2 Arkansas, Fayetteville	6	21
Oct. 9 Florida, Gainesville	12	7
Oct. 16 *Loyola, Oxford (HC)	13	7
Oct. 23 Drake, Des Moines, Iowa	15	33
Oct. 30 Tulane, New Orleans	0	6
Nov. 6 Southwestern, Memphis	32	27
Nov. 13 LSU, Baton Rouge	0	3
Nov. 25 Miss. A&M, Starkville	7	6
<b>TOTAL POINTS:</b>	<b>113</b>	<b>110</b>

COACH: Homer Hazel  
CAPTAIN: Webster Burke, C  
\*Loyola of Chicago

## 1927 — Won 5, Lost 3, Tied 1

	OM	Opp
Sept. 24 Col. of Ozarks, Oxford	58	0
Oct. 1 Tulane, New Orleans	7	19
Oct. 7 Hendrix, Oxford	0	0
Oct. 15 Tennessee, Knoxville	7	21
Oct. 22 Southwestern, Memphis	39	0
Oct. 29 Sewanee, Sewanee, Tenn.	28	14
Nov. 5 LSU, Oxford (HC)	12	7
Nov. 11 *Loyola, Jackson	6	7
Nov. 24 Miss. A&M, Oxford	20	12
<b>TOTAL POINTS:</b>	<b>177</b>	<b>80</b>

COACH: Homer Hazel  
CAPTAIN: Austin Applewhite, E  
\*Loyola of Chicago

## 1928 — Won 5, Lost 4

	OM	Opp
Sept. 29 Arkansas, Oxford	25	0
Oct. 6 Alabama, Tuscaloosa	0	27
Oct. 13 Tennessee, Knoxville	12	13
Oct. 20 Auburn, Birmingham	19	0
Oct. 27 *Loyola, New Orleans	14	34
Nov. 3 Clemson, Oxford (HC)	26	7
Nov. 10 LSU, Baton Rouge	6	19
Nov. 17 Southwestern, Memphis	34	2
Nov. 29 Miss. A&M, Starkville	20	19
<b>TOTAL POINTS:</b>	<b>156</b>	<b>121</b>

COACH: Homer Hazel  
CAPTAIN: Thad (Pie) Vann, T  
\*Loyola of New Orleans

## 1929 — Won 1, Lost 6, Tied 2

	OM	Opp
Sept. 28 Vanderbilt, Nashville	7	19
Oct. 5 Alabama, Tuscaloosa	7	22
Oct. 12 Tennessee, Knoxville	7	52
Oct. 18 *Loyola, New Orleans	26	24
Oct. 26 SMU, Dallas	0	52
Nov. 2 Sewanee, Oxford (HC)	6	6
Nov. 9 Purdue, Lafayette, Ind.	7	27
Nov. 16 LSU, Baton Rouge	6	13
Nov. 30 Miss. A&M, Oxford	7	7
<b>TOTAL POINTS:</b>	<b>73</b>	<b>222</b>

COACH: Homer Hazel  
CAPTAIN: WD. (Dump) Burnette, T  
\*Loyola of New Orleans (Rebels' first night game)

## 1930 — Won 3, Lost 5, Tied 1

	OM	Opp
Sept. 26 Union, Oxford	64	0
Oct. 4 Alabama, Tuscaloosa	0	64
Oct. 11 Tennessee, Knoxville	0	27
Oct. 18 Sewanee, Oxford (HC)	7	13
Oct. 25 Chicago U., Chicago	0	0
Nov. 1 Vanderbilt, Nashville	0	24
Nov. 8 LSU, Baton Rouge	0	6
Nov. 14 Southwestern, Oxford	37	6
Nov. 27 Miss. A&M, Starkville	20	0
<b>TOTAL POINTS:</b>	<b>128</b>	<b>140</b>

COACH: Ed Walker  
CAPTAIN: Dick Peeples, E

## 1931 — Won 2, Lost 6, Tied 1

	OM	Opp
Sept. 19 Western Kentucky, Oxford	13	6
Sept. 26 Tulane, New Orleans	0	31
Oct. 3 Alabama, Tuscaloosa	6	55
Oct. 10 Tennessee, Knoxville	0	38
Oct. 24 Southwestern, Memphis	20	20
Oct. 30 Marquette, Milwaukee	6	13
Nov. 7 Sewanee, Oxford (HC)	0	7
Nov. 14 LSU, Jackson	3	26
Nov. 26 Miss. A&M, Oxford	25	14
<b>TOTAL POINTS:</b>	<b>73</b>	<b>210</b>

COACH: Ed Walker  
CAPTAIN: Neal Biggers, HB

## 1932 — Won 5, Lost 6

	OM	Opp
Sept. 24 *Miss. Teachers, Oxford	49	0
Oct. 1 Tennessee, Knoxville	0	33
Oct. 8 ^Howard, Oxford	26	6
Oct. 15 Centenary, Shreveport	6	13
Oct. 22 Alabama, Tuscaloosa	13	24
Oct. 29 Auburn, Montgomery	7	14
Nov. 5 Minnesota, Minneapolis	0	26
Nov. 12 Sewanee, Oxford (HC)	27	6
Nov. 19 Southwestern, Memphis	7	0
Nov. 24 Mississippi State, Starkville	13	0
Dec. 3 Tulsa, Tulsa, Okla.	0	26
<b>TOTAL POINTS:</b>	<b>148</b>	<b>148</b>

COACH: Ed Walker  
CAPTAIN: Lee Trapp, G  
\*Known now as Southern Mississippi  
^Known now as Samford

## 1933 — Won 6, Lost 3, Tied 2

	OM	Opp
Sept. 23 Southwestern, Memphis	6	6
Sept. 30 Miss. Teachers, Oxford	45	0
Oct. 7 Alabama, Birmingham	0	0
Oct. 14 Marquette, Milwaukee	7	0
Oct. 21 Sewanee, Oxford (HC)	41	0
Oct. 28 Clemson, Meridian	13	0
Nov. 4 Birmingham-So., Oxford	12	0
Nov. 11 Tennessee, Knoxville	6	35
Nov. 18 LSU, Baton Rouge	0	31
Nov. 25 Centenary, Jackson	6	7
Dec. 2 Mississippi State, Oxford	31	0
<b>TOTAL POINTS:</b>	<b>167</b>	<b>79</b>

COACH: Ed Walker  
CAPTAIN: Appointed

## 1934 — Won 4, Lost 5, Tied 1

	OM	Opp
Sept. 29 *W. Tenn. Teachers, Oxford	44	0
Oct. 5 ^Southwestern, Clarksdale	19	0
Oct. 13 Tennessee, Knoxville	0	27
Oct. 20 ^Howard, Oxford	6	7
Oct. 27 Sewanee, Oxford (HC)	19	6
Nov. 3 Tulane, New Orleans	0	15
Nov. 10 Florida, Gainesville	13	13
Nov. 17 LSU, Jackson	0	14
Nov. 24 Centenary, Shreveport	6	13
Dec. 1 Mississippi State, Jackson	7	3
<b>TOTAL POINTS:</b>	<b>114</b>	<b>98</b>

COACH: Ed Walker  
CAPTAIN: Appointed  
\*Known now as University of Memphis  
^Known now as Samford  
^Night Game

## 1935 — Won 9, Lost 3

	OM	Opp
Sept. 20 ^Millsaps, Jackson	20	0
Sept. 28 W. Tenn. Teachers, Oxford	92	0
Oct. 5 Southwestern, Oxford	33	0
Oct. 11 ^Sewanee, Clarksdale	33	0
Oct. 19 Florida, Oxford (HC)	27	6
Oct. 26 Marquette, Milwaukee	7	33
Nov. 1 ^St. Louis U., St. Louis	21	7
Nov. 9 Tennessee, Memphis	13	14
Nov. 16 Centre, Danville, Ky.	26	0
Nov. 23 Centenary, Jackson	6	0
Nov. 30 Mississippi State, Oxford	14	6
ORANGE BOWL, Miami	19	20
1-1-36 Catholic University	19	20
<b>TOTAL POINTS:</b>	<b>292</b>	<b>66</b>

COACH: Ed Walker  
CAPTAIN: Appointed  
^Night Game

## 1936 — Won 5, Lost 5, Tied 2

	OM	Opp
Sept. 19 Union, Oxford	45	0
Sept. 26 Tulane, New Orleans	6	7
Oct. 2 ^Temple, Philadelphia	7	12
Oct. 9 ^Geo. Wash., Washington, D.C.	0	0
Oct. 17 ^LSU, Baton Rouge	0	13
Oct. 24 Catholic Univ., Oxford (HC)	14	0
Oct. 31 Centenary, Shreveport	24	7
Nov. 7 *Loyola, Oxford	34	0
Nov. 14 Marquette, Milwaukee	0	33
Nov. 21 Mississippi State, Starkville	6	26
Nov. 27 ^Miami U., Miami	14	0
Dec. 5 Tennessee, Memphis	0	0
<b>TOTAL POINTS:</b>	<b>150</b>	<b>98</b>

COACH: Ed Walker  
CAPTAIN: Marvin L. Hutson, C  
^Night Game  
\*Loyola of New Orleans

## 1937 — Won 4, Lost 5, Tied 1

	OM	Opp
Sept. 25 Louisiana Tech, Oxford	13	0
Oct. 1 ^Temple, Philadelphia	0	0
Oct. 9 St. Louis U., Oxford (HC)	21	0
Oct. 16 ^LSU, Baton Rouge	0	13
Oct. 23 Ouachita, Oxford	46	0
Oct. 30 Tulane, New Orleans	7	14
Nov. 5 Geo. Wash., Washington, D.C.	27	6
Nov. 13 Arkansas, Memphis	6	32
Nov. 25 Mississippi State, Oxford	7	9
Dec. 4 Tennessee, Memphis	0	32
<b>TOTAL POINTS:</b>	<b>127</b>	<b>106</b>

COACH: Ed Walker  
CAPTAIN: Frank M. (Bruiser) Kinard, LT  
^Night Game

## 1938 — Won 9, Lost 2

	OM	Opp
Sept. 24 ^LSU, Baton Rouge	20	7
Oct. 1 Louisiana Tech, Oxford	27	7
Oct. 8 Miss. Teachers, Oxford	14	0
Oct. 15 Vanderbilt, Nashville	7	13
Oct. 22 Centenary, Oxford (HC)	47	14
Oct. 29 ^Geo. Wash., Washington, D.C.	25	0
Nov. 5 St. Louis U., St. Louis	14	12
Nov. 12 Sewanee, Oxford	39	0
Nov. 16 Arkansas, Memphis	20	14
Nov. 26 Mississippi State, Starkville	19	6
Dec. 3 Tennessee, Memphis	0	47
<b>TOTAL POINTS:</b>	<b>232</b>	<b>120</b>

COACH: Harry J. Mehre  
CAPTAIN: Kimble Bradley, QB  
^Night Game

## 1939 — Won 7, Lost 2

	OM	Opp
Sept. 30 ^LSU, Baton Rouge	14	7
Oct. 7 Southwestern, Memphis	41	0
Oct. 14 ^Centenary, Shreveport	34	0
Oct. 21 St. Louis U., Oxford (HC)	42	0
Oct. 28 Tulane, New Orleans	6	18
Nov. 4 Vanderbilt, Memphis	14	7
Nov. 11 Miss. Teachers, Hattiesburg	27	7
Nov. 18 W. Tenn. Teachers, Oxford	46	7
Nov. 25 Mississippi State, Oxford	6	18
<b>TOTAL POINTS:</b>	<b>230</b>	<b>64</b>

COACH: Harry J. Mehre  
CAPTAIN: Bill Schneller, QB  
^Night Game

## 1940 — Won 9, Lost 2

	OM	Opp
Sept. 21 Union, Oxford	37	0
Sept. 28 ^LSU, Baton Rouge	19	6
Oct. 5 Southwestern, Memphis	27	6
Oct. 12 Georgia, Athens	28	14
Oct. 19 Duquesne, Oxford (HC)	14	6
Oct. 26 Arkansas, Memphis	20	21
Nov. 2 Vanderbilt, Nashville	13	7
Nov. 9 Holy Cross, Worcester	34	7
Nov. 16 W. Tenn. Teachers, Oxford	38	7
Nov. 23 Mississippi State, Starkville	0	19
Nov. 29 ^Miami U., Miami	21	7
<b>TOTAL POINTS:</b>	<b>251</b>	<b>100</b>

COACH: Harry J. Mehre  
CAPTAIN: George Kinard, LG  
^Night Game

## 1941 — Won 6, Lost 2, Tied 1

	OM	Opp
Sept. 26 ^Georgetown, Washington, D.C.	6	16
Oct. 4 Southwestern, Oxford (HC)	27	0
Oct. 10 ^Georgia, Athens	14	14
Oct. 18 Holy Cross, Worcester	21	0
Oct. 25 Tulane, New Orleans	20	13
Nov. 1 Marquette, Milwaukee	12	6
Nov. 8 ^LSU, Baton Rouge	13	12
Nov. 22 Arkansas, Memphis	18	0
Nov. 29 Mississippi State, Oxford	0	6
<b>TOTAL POINTS:</b>	<b>131</b>	<b>67</b>

COACH: Harry J. Mehre  
CO-CAPTAINS: LW. (Wobble) Davidson, LE;  
Homer Larry Hazel, LG  
^Night Game

## 1942 — Won 2, Lost 7

	OM	Opp
Sept. 26 W. Ky. Teachers, Oxford	39	6
Oct. 2 Georgetown, Washington, D.C.	6	14
Oct. 10 Georgia, Memphis	13	48
Oct. 17 ^LSU, Baton Rouge	7	21
Oct. 24 Arkansas, Memphis	6	7
Oct. 31 Memphis State, Oxford	48	0
Nov. 7 Vanderbilt, Memphis	0	19
Nov. 14 Tennessee, Memphis	0	14
Nov. 21 Mississippi State, Starkville	13	34
<b>TOTAL POINTS:</b>	<b>132</b>	<b>163</b>

COACH: Harry J. Mehre  
CAPTAIN: Dan Wood, C  
^Night Game

1943 Football abolished at all Mississippi State-Supported Institutions by Board of Trustees.

## 1944 — Won 2, Lost 6

	OM	Opp
Sept. 23 ^Kentucky, Lexington	7	27
Sept. 30 ^Florida, Jacksonville	26	6
Oct. 7 Tennessee, Memphis	7	20
Oct. 21 Tulsa, Memphis	0	47
Oct. 28 Arkansas, Memphis	18	26
Nov. 4 Jackson AAB, Oxford	0	10
Nov. 11 Alabama, Mobile	6	34
Nov. 25 Mississippi State, Oxford	13	8
<b>TOTAL POINTS:</b>	<b>77</b>	<b>178</b>

## 1945 — Won 4, Lost 5

	OM	Opp
Sept. 21 †Kentucky, Memphis	21	7
Sept. 29 †Florida, Jacksonville	13	26
Oct. 6 Vanderbilt, Nashville	14	7
Oct. 13 Louisiana Tech, Oxford	26	21
Oct. 27 Arkansas, Memphis	0	19
Nov. 3 †LSU, Baton Rouge	13	32
Nov. 10 Tennessee, Memphis	0	34
Nov. 24 Mississippi State, Starkville	7	6
Nov. 29 Chattanooga, Chattanooga	6	31
TOTAL POINTS:	100	183

COACH: Harry J. Mehre  
CAPTAIN: Bob McCain, LE-HB  
†Night Game

## 1946 — Won 2, Lost 7

	OM	Opp
Sept. 21 †Kentucky, Lexington	6	20
Sept. 28 †Florida, Jacksonville	13	7
Oct. 5 Vanderbilt, Memphis	0	7
Oct. 12 Georgia Tech, Atlanta	7	24
Oct. 19 Louisiana Tech, Oxford (HC)	6	7
Oct. 26 Arkansas, Memphis	9	7
Nov. 2 †LSU, Baton Rouge	21	34
Nov. 9 Tennessee, Memphis	14	18
Nov. 23 Mississippi State, Oxford	0	20
TOTAL POINTS:	76	144

COACH: Harold (Red) Drew  
CAPTAIN: Ray Poole, RE  
†Night Game

## 1947 — Won 9, Lost 2 SEC Champions

	OM	Opp
Sept. 20 Kentucky, Oxford (HC)	14	7
Sept. 27 †Florida, Jacksonville	14	6
Oct. 4 South Carolina, Memphis	33	0
Oct. 11 Vanderbilt, Nashville	6	10
Oct. 18 Tulane, New Orleans	27	14
Oct. 25 Arkansas, Memphis	14	19
Nov. 1 †LSU, Baton Rouge	20	18
Nov. 8 Tennessee, Memphis	43	13
Nov. 15 Chattanooga, Oxford	52	0
Nov. 29 Mississippi State, Starkville	33	14
DELTA BOWL, Memphis		
1-1-48 Texas Christian	13	9
TOTAL POINTS:	256	101

COACH: John H. Vaught  
CAPTAIN: Charlie Conerly, LHB  
†Night Game

## 1948 — Won 8, Lost 1

	OM	Opp
Sept. 25 †Florida, Gainesville	14	0
Oct. 2 †Kentucky, Lexington	20	7
Oct. 9 Vanderbilt, Oxford (HC)	20	7
Oct. 16 Tulane, New Orleans	7	20
Oct. 23 Boston College, Memphis	32	13
Oct. 30 †LSU, Baton Rouge	49	19
Nov. 6 Chattanooga, Chattanooga	34	7
Nov. 13 Tennessee, Memphis	16	13
Nov. 27 Mississippi State, Oxford	34	7
TOTAL POINTS:	226	93

COACH: John H. Vaught  
CAPTAIN: Doug Hamley, RT  
†Night Game

## 1949 — Won 4, Lost 5, Tied 1

	OM	Opp
Sept. 16 †Memphis State, Memphis	40	7
Sept. 23 †Auburn, Montgomery	40	7
Oct. 1 Kentucky, Oxford	0	47
Oct. 8 Vanderbilt, Nashville	27	28
Oct. 14 †Boston College, Boston	25	25
Oct. 22 †Texas Christian, Fort Worth	27	33
Oct. 29 †LSU, Baton Rouge	7	34
Nov. 5 Chattanooga, Oxford	47	27
Nov. 12 Tennessee, Memphis	7	35
Nov. 26 Mississippi State, Starkville	26	0
TOTAL POINTS:	246	243

COACH: John H. Vaught  
CAPTAIN: Ronald Dale, LT  
†Night Game

## 1950 — Won 5, Lost 5

	OM	Opp
Sept. 22 †Memphis State, Memphis	39	7
Sept. 30 †Kentucky, Lexington	0	27
Oct. 7 Boston College, Oxford (HC)	54	0
Oct. 14 Vanderbilt, Nashville	14	20
Oct. 21 Tulane, New Orleans	20	27
Oct. 28 Texas Christian, Memphis	19	7
Nov. 4 †LSU, Baton Rouge	14	40
Nov. 11 Chattanooga, Oxford	20	0
Nov. 18 Tennessee, Knoxville	0	35
Dec. 2 Mississippi State, Oxford	27	20
TOTAL POINTS:	207	183

COACH: John H. Vaught  
CAPTAIN: Ken Farragut, C  
†Night Game

## 1951 — Won 6, Lost 3, Tied 1

	OM	Opp
Sept. 21 †Memphis State, Memphis	32	0
Sept. 29 Kentucky, Oxford	21	17
Oct. 5 †Boston College, Memphis	34	7
Oct. 13 Vanderbilt, Memphis	20	34
Oct. 20 Tulane, Oxford (HC)	25	6
Oct. 26 †Miami U., Miami, Fla.	7	20
Nov. 3 †LSU, Baton Rouge	6	6
Nov. 10 Auburn, Mobile	39	14
Nov. 17 Tennessee, Oxford	21	46
Dec. 1 Mississippi State, Starkville	49	7
TOTAL POINTS:	254	157

COACH: John H. Vaught  
CAPTAIN: Othar Crawford, LG  
†Night Game

## 1952 — Won 8, Lost 1, Tied 2

	OM	Opp
Sept. 19 †Memphis State, Memphis	54	6
Sept. 27 Kentucky, Lexington	13	13
Oct. 4 Auburn, Memphis	20	7
Oct. 11 Vanderbilt, Nashville	21	21
Oct. 18 Tulane, New Orleans	20	14
Oct. 25 Arkansas, Little Rock	34	7
Nov. 1 LSU, Oxford (HC)	28	0
Nov. 8 †Houston, Houston	6	0
Nov. 15 Maryland, Oxford	21	14
Nov. 29 Mississippi State, Oxford	20	14
SUGAR BOWL, New Orleans		
1-1-53 †Georgia Tech	7	24
TOTAL POINTS:	237	96

COACH: John H. Vaught  
CO-CAPTAINS: Kline Gilbert, RT; Jim Ingram, C  
†Night Game †TV Game

## 1953 — Won 7, Lost 2, Tied 1

	OM	Opp
Sept. 19 Chattanooga, Jackson	39	6
Sept. 26 Kentucky, Oxford	22	6
Oct. 3 Auburn, Auburn, Ala.	0	13
Oct. 10 Vanderbilt, Oxford (HC)	28	6
Oct. 17 Tulane, New Orleans	45	14
Oct. 24 †Arkansas, Memphis	28	0
Oct. 31 †LSU, Baton Rouge	27	16
Nov. 7 North Texas State, Oxford	40	7
Nov. 14 Maryland, College Park	0	38
Nov. 28 Mississippi State, Starkville	7	7
TOTAL POINTS:	236	113

COACH: John H. Vaught  
CAPTAIN: Ed Beatty, C  
†Night Game †TV Game

## 1954 — Won 9, Lost 2 SEC Champions

	OM	Opp
Sept. 17 †North Texas State, Memphis	35	12
Sept. 25 †Kentucky, Memphis	28	9
Oct. 2 †Villanova, Philadelphia	52	0
Oct. 9 †Vanderbilt, Nashville	22	7
Oct. 16 Tulane, Oxford (HC)	34	7
Oct. 23 Arkansas, Little Rock	0	6
Oct. 30 LSU, Baton Rouge	21	6
Nov. 6 Memphis State, Memphis	51	0
Nov. 13 †Houston, Houston	26	0
Nov. 27 Mississippi State, Oxford	14	0
SUGAR BOWL, New Orleans		
1-1-55 †Navy	0	21
TOTAL POINTS:	283	47

COACH: John H. Vaught  
CO-CAPTAINS: Jimmy Patton, LHB;  
Allen (Red) Muirhead, RHB  
†Night Game †TV Game

## 1955 — Won 10, Lost 1 SEC Champions

	OM	Opp
Sept. 17 †Georgia, Atlanta	26	13
Sept. 24 †Kentucky, Lexington	14	21
Oct. 1 North Texas State, Oxford	33	0
Oct. 8 †Vanderbilt, Memphis	13	0
Oct. 15 Tulane, New Orleans	27	13
Oct. 22 Arkansas, Oxford (HC)	17	7
Oct. 29 †LSU, Baton Rouge	29	26
Nov. 5 †Memphis State, Memphis	39	6
Nov. 12 †Houston, Jackson	27	11
Nov. 26 Mississippi State, Starkville	26	0
COTTON BOWL, Dallas		
1-2-56 †Texas Christian	14	13
TOTAL POINTS:	251	97

COACH: John H. Vaught  
CAPTAIN: Vaughn (Buddy) Alliston, LG  
†Night Game †TV Game

## 1956 — Won 7, Lost 3

	OM	Opp
Sept. 22 North Texas State, Oxford	45	0
Sept. 29 †Kentucky, Memphis	37	7
Oct. 6 †Houston, Jackson	14	0
Oct. 13 Vanderbilt, Oxford (HC)	16	0
Oct. 20 †Tulane, Jackson	3	10
Oct. 27 †Arkansas, Little Rock	0	14
Nov. 3 †LSU, Baton Rouge	46	17
Nov. 10 Memphis State, Memphis	26	0
Nov. 17 Tennessee, Knoxville	7	27
Dec. 1 Mississippi State, Oxford	13	7
TOTAL POINTS:	207	82

COACH: John H. Vaught  
CAPTAIN: Appointed  
†Night Game

## 1957 — Won 9, Lost 1, Tied 1

	OM	Opp
Sept. 21 Trinity, San Antonio	44	0
Sept. 28 †Kentucky, Lexington	15	0
Oct. 5 Hardin-Simmons, Oxford	34	7
Oct. 12 †Vanderbilt, Nashville	28	0
Oct. 18 †Tulane, New Orleans	50	0
Oct. 26 Arkansas, Memphis	6	12
Nov. 2 †Houston, Jackson	20	7
Nov. 9 LSU, Oxford (HC)	14	12
Nov. 16 Tennessee, Memphis	14	7
Nov. 30 Mississippi State, Starkville	7	7
SUGAR BOWL, New Orleans		
1-1-58 †Texas	39	7
TOTAL POINTS:	232	52

COACH: John H. Vaught  
CO-CAPTAINS: Jackie Simpson, LG; Gene Hickerson, RT  
†Night Game †TV Game

## 1958 — Won 9, Lost 2

	OM	Opp
Sept. 20 †Memphis State, Memphis	17	0
Sept. 27 †Kentucky, Memphis	27	6
Oct. 4 †Trinity, San Antonio	21	0
Oct. 11 †Tulane, New Orleans	19	8
Oct. 18 Hardin-Simmons, Oxford	24	0
Oct. 25 Arkansas, Little Rock	14	12
Nov. 1 LSU, Baton Rouge	0	14
Nov. 8 Houston, Oxford (HC)	56	7
Nov. 15 Tennessee, Knoxville	16	18
Nov. 29 Mississippi State, Oxford	21	0
GATOR BOWL, Jacksonville		
Dec. 27 †Florida	7	3
TOTAL POINTS:	215	65

COACH: John H. Vaught  
CO-CAPTAINS: Milton Crain, C; Kent Lovelace, RHB  
†Night Game †TV Game

## 1959 — Won 10, Lost 1 National Champions

	OM	Opp
Sept. 19 †Houston, Houston	16	0
Sept. 26 †Kentucky, Lexington	16	0
Oct. 3 Memphis State, Oxford	43	0
Oct. 10 †Vanderbilt, Nashville	33	0
Oct. 17 Tulane, Oxford (HC)	53	7
Oct. 24 Arkansas, Memphis	28	0
Oct. 31 †LSU, Baton Rouge	3	7
Nov. 7 Chattanooga, Oxford	58	0
Nov. 14 Tennessee, Memphis	37	7
Nov. 28 Mississippi State, Starkville	42	0
SUGAR BOWL, New Orleans		
1-1-60 †LSU	21	0
TOTAL POINTS:	329	21

COACH: John H. Vaught  
CO-CAPTAINS: Ken Kirk, C; Charlie Flowers, FB  
†Night Game †TV Game

## 1960 — Won 10, Lost 0, Tied 1 National Champions SEC Champions

	OM	Opp
Sept. 17 †Houston, Houston	42	0
Sept. 24 †Kentucky, Memphis	21	6
Oct. 1 Memphis State, Memphis	31	20
Oct. 8 †Vanderbilt, Nashville	26	0
Oct. 15 †Tulane, New Orleans	26	13
Oct. 22 †Arkansas, Little Rock	10	7
Oct. 29 †LSU, Oxford (HC)	6	6
Nov. 5 Chattanooga, Oxford	45	0
Nov. 12 Tennessee, Knoxville	24	3
Nov. 26 Mississippi State, Oxford	35	9
SUGAR BOWL, New Orleans		
1-2-61 †Rice	14	6
TOTAL POINTS:	266	64

COACH: John H. Vaught  
CO-CAPTAINS: Jake Gibbs, QB; Warner Alford, LG  
†Night Game †TV Game

## 1961 — Won 9, Lost 2

	OM	Opp
Sept. 23 †Arkansas, Jackson	16	0
Sept. 30 †Kentucky, Lexington	20	6
Oct. 7 Florida State, Oxford	33	0
Oct. 14 Houston, Memphis	47	7
Oct. 21 †Tulane, Jackson	41	0
Oct. 28 Vanderbilt, Oxford (HC)	47	0
Nov. 4 †LSU, Baton Rouge	7	10
Nov. 11 Chattanooga, Oxford	54	0
Nov. 18 Tennessee, Memphis	24	10
Dec. 2 Mississippi State, Starkville	37	7
COTTON BOWL, Dallas		
1-1-62 †Texas	7	12
TOTAL POINTS:	326	40

COACH: John H. Vaught  
TRI-CAPTAINS: Doug Elmore, QB; Billy Ray Jones, LG;  
Ralph Smith, LE  
†Night Game †TV Game

## 1962 — Won 10, Lost 0 National Champions SEC Champions

	OM	Opp
Sept. 22 †Memphis State, Memphis	21	7
Sept. 29 †Kentucky, Jackson	14	0
Oct. 6 Houston, Jackson (HC)	40	7
Oct. 20 †Tulane, Jackson	21	0
Oct. 27 Vanderbilt, Memphis	35	0
Nov. 3 †LSU, Baton Rouge	15	7
Nov. 10 Chattanooga, Oxford	52	7
Nov. 17 Tennessee, Knoxville	19	6
Dec. 1 Mississippi State, Oxford	13	6
SUGAR BOWL, New Orleans		
1-1-63 †Arkansas	17	13
TOTAL POINTS:	230	40

COACH: John H. Vaught  
CO-CAPTAINS: Glynn Griffing, QB; Louis Guy, WB  
†Night Game †TV Game

## 1963 — Won 7, Lost 1, Tied 2 SEC Champions

	OM	Opp
Sept. 21 †Memphis State, Memphis	0	0
Sept. 28 †Kentucky, Lexington	31	7
Oct. 5 †Houston, Houston	20	6
Oct. 19 Tulane, New Orleans	21	0
Oct. 26 Vanderbilt, Oxford (HC)	27	7
Nov. 2 †LSU, Baton Rouge	37	3
Nov. 9 Tampa, Oxford	41	0
Nov. 16 Tennessee, Memphis	20	0
Nov. 30 Mississippi State, Starkville	10	10
SUGAR BOWL, New Orleans		
1-1-64 †Alabama	7	12
TOTAL POINTS:	207	33

COACH: John H. Vaught  
CO-CAPTAINS: Kenny Dill, C; Whaley Hall, T  
†Night Game †TV Game



# HISTORY & RECORDS

## 1964 — Won 5, Lost 5, Tied 1

	OM	Opp
Sept. 19	Memphis State, Oxford	30 0
Sept. 26	Kentucky, Jackson	21 27
Oct. 3	Houston, Oxford (HC)	31 9
Oct. 10	Florida, Gainesville	14 30
Oct. 17	†Tulane, New Orleans	14 9
Oct. 24	†Vanderbilt, Nashville	7 7
Oct. 31	†LSU, Baton Rouge	10 11
Nov. 7	Tampa, Oxford	36 0
Nov. 14	Tennessee, Knoxville	30 0
Dec. 5	†Mississippi State, Oxford	17 20
BLUEBONNET BOWL, Houston		
Dec. 19	†Tulsa	7 14
TOTAL POINTS 210 113		

COACH: John H. Vaught  
CO-CAPTAINS: Bobby Robinson, LG; Allen Brown, LE  
†Night Game †TV Game

## 1965 — Won 7, Lost 4

	OM	Opp
Sept. 18	†Memphis State, Memphis	34 14
Sept. 25	†Kentucky, Lexington	7 16
Oct. 2	†Alabama, Birmingham	16 17
Oct. 9	Florida, Oxford (HC)	0 17
Oct. 16	†Tulane, Jackson	24 7
Oct. 23	Vanderbilt, Oxford	24 7
Oct. 30	LSU, Jackson	23 0
Nov. 6	†Houston, Houston	3 17
Nov. 13	†Tennessee, Memphis	14 13
Nov. 27	Mississippi State, Starkville	21 0
LIBERTY BOWL, Memphis		
Dec. 18	†Auburn	13 7
TOTAL POINTS 166 108		

COACH: John H. Vaught  
CO-CAPTAINS: Mike Dennis, TB; Stan Hindman, G  
†Night Game †TV Game

## 1966 — Won 8, Lost 3

	OM	Opp
Sept. 17	†Memphis State, Memphis	13 0
Sept. 24	†Kentucky, Jackson	17 0
Oct. 1	Alabama, Jackson	7 17
Oct. 8	Georgia, Athens	3 9
Oct. 15	Southern Miss., Oxford (HC)	14 7
Oct. 22	Houston, Memphis	27 6
Oct. 29	†LSU, Baton Rouge	17 0
Nov. 12	Tennessee, Knoxville	14 7
Nov. 19	Vanderbilt, Jackson	34 0
Nov. 26	Mississippi State, Oxford	24 0
BLUEBONNET BOWL, Houston		
Dec. 17	†Texas	0 19
TOTAL POINTS 170 46		

COACH: John H. Vaught  
CO-CAPTAINS: Doug Cunningham, TB; Chuck Hinton, C  
†Night Game †TV Game

## 1967 — Won 6, Lost 4, Tied 1

	OM	Opp
Sept. 23	†Memphis State, Memphis	17 27
Sept. 30	Kentucky, Lexington	26 13
Oct. 7	Alabama, Birmingham	7 21
Oct. 14	†Georgia, Jackson	29 20
Oct. 21	Southern Miss., Oxford (HC)	23 14
Oct. 28	Houston, Oxford	14 13
Nov. 4	†LSU, Jackson	13 13
Nov. 18	Tennessee, Memphis	7 20
Nov. 25	Vanderbilt, Nashville	28 7
Dec. 2	Mississippi State, Starkville	10 3
SUN BOWL, El Paso		
Dec. 30	†Texas-El Paso	7 14
TOTAL POINTS 174 151		

COACH: John H. Vaught  
CO-CAPTAINS: Michel (Mac) Haik, SE; Dan Sartin, DT  
†Night Game †TV Game

## 1968 — Won 7, Lost 3, Tied 1

	OM	Opp
Sept. 21	†Memphis State, Memphis	21 7
Sept. 28	†Kentucky, Jackson	30 14
Oct. 5	Alabama, Jackson	10 8
Oct. 12	†Georgia, Athens	7 21
Oct. 19	Southern Miss., Oxford (HC)	21 13
Oct. 26	Houston, Jackson	7 29
Nov. 2	†LSU, Baton Rouge	27 24
Nov. 9	Chattanooga, Oxford	38 16
Nov. 16	Tennessee, Knoxville	0 31
Nov. 30	Mississippi State, Oxford	17 17
LIBERTY BOWL, Memphis		
Dec. 14	†Virginia Tech	34 17
TOTAL POINTS 178 180		

COACH: John H. Vaught  
CO-CAPTAINS: H.N. (Hank) Shows, TE; Robert Bailey, MM  
†Night Game †TV Game

## 1969 — Won 8, Lost 3

	OM	Opp
Sept. 20	Memphis State, Oxford	28 3
Sept. 27	Kentucky, Lexington	9 10
Oct. 4	†Alabama, Birmingham	32 33
Oct. 11	Georgia, Jackson	25 17
Oct. 18	Southern Miss., Oxford (HC)	69 7
Oct. 25	†Houston, Houston	11 25
Nov. 1	†LSU, Jackson	26 23
Nov. 8	Chattanooga, Oxford	21 0
Nov. 15	Tennessee, Jackson	38 0
Nov. 27	Mississippi State, Starkville	48 22
SUGAR BOWL, New Orleans		
1-1-70	†Arkansas	27 22
TOTAL POINTS 307 140		

COACH: John H. Vaught  
CO-CAPTAINS: Bo Bowen, FB; Glenn Cannon, S  
†Night Game †TV Game

## 1970 — Won 7, Lost 4

	OM	Opp
Sept. 19	†Memphis State, Memphis	47 13
Sept. 26	Kentucky, Jackson	20 17
Oct. 3	†Alabama, Jackson	48 23
Oct. 10	Georgia, Athens	31 21
Oct. 17	Southern Miss., Oxford	14 30
Oct. 24	†Vanderbilt, Nashville	26 16
Nov. 7	Houston, Oxford (HC)	24 13
Nov. 14	Chattanooga, Oxford	44 7
Nov. 26	Mississippi State, Oxford	14 19
Dec. 5	†LSU, Baton Rouge	17 61
GATOR BOWL, Jacksonville		
1-2-71	†Auburn	28 35
TOTAL POINTS 285 220		

COACH: John H. Vaught  
CO-CAPTAINS: Archie Manning, QB; Dennis Coleman, DE  
†Night Game †TV Game

## 1971 — Won 10, Lost 2

	OM	Opp
Sept. 11	†Long Beach State, Jackson	29 13
Sept. 18	†Memphis State, Memphis	49 21
Sept. 25	Kentucky, Lexington	34 20
Oct. 2	Alabama, Birmingham	6 40
Oct. 9	Georgia, Jackson	7 38
Oct. 16	Southern Miss., Oxford	20 6
Oct. 23	Vanderbilt, Oxford (HC)	28 7
Oct. 30	LSU, Jackson	24 22
Nov. 6	†Tampa, Tampa	28 27
Nov. 13	Chattanooga, Oxford	49 10
Nov. 25	Mississippi State, Starkville	48 0
PEACH BOWL, Atlanta		
Dec. 30	†Georgia Tech	41 18
TOTAL POINTS 322 204		

COACH: Billy R. Kinard  
CO-CAPTAINS: Riley Myers, SE; Paul Dongieux, LB  
†Night Game †TV Game

## 1972 — Won 5, Lost 5

	OM	Opp
Sept. 16	†Memphis State, Memphis	34 29
Sept. 23	†South Carolina, Columbia	21 0
Sept. 30	Southern Miss., Oxford	13 9
Oct. 7	Auburn, Jackson	13 19
Oct. 14	Georgia, Jackson	13 14
Oct. 21	Florida, Oxford (HC)	0 16
Oct. 28	Vanderbilt, Nashville	31 7
Nov. 4	†LSU, Baton Rouge	16 17
Nov. 18	Tennessee, Knoxville	0 17
Nov. 25	Mississippi State, Oxford	51 14
TOTAL POINTS 192 142		

COACH: Billy R. Kinard

CO-CAPTAINS: Don Leathers, OT; Reggie DIII, DE

†Night Game

## 1973 — Won 6, Lost 5

	OM	Opp
Sept. 8	†Villanova, Jackson	24 6
Sept. 15	Missouri, Columbia	0 17
Sept. 22	Memphis State, Jackson	13 17
Sept. 29	Southern Miss., Oxford	41 0
Oct. 6	Auburn, Auburn	7 14
Oct. 13	Georgia, Athens	0 20
Oct. 20	Florida, Gainesville	13 10
Oct. 27	Vanderbilt, Oxford (HC)	24 14
Nov. 3	†LSU, Jackson	14 51
Nov. 17	†Tennessee, Jackson	28 18
Nov. 24	Mississippi State, Jackson	38 10
TOTAL POINTS 202 177		

COACHES: Billy R. Kinard; John H. Vaught

CO-CAPTAINS: Norris Weese, QB; Jim Stuart, MLB

†Night Game †TV Game

## 1974 — Won 3, Lost 8

	OM	Opp
Sept. 14	†Missouri, Jackson	10 0
Sept. 21	†Memphis State, Memphis	7 15
Sept. 28	Southern Miss., Oxford	20 14
Oct. 5	†Alabama, Jackson	21 35
Oct. 12	Georgia, Athens	0 49
Oct. 19	South Carolina, Oxford (HC)	7 10
Oct. 26	Vanderbilt, Nashville	14 24
Nov. 2	†LSU, Baton Rouge	0 24
Nov. 16	Tennessee, Memphis	17 29
Nov. 23	Mississippi State, Jackson	13 31
Nov. 30	Tulane, New Orleans	26 10
TOTAL POINTS 135 241		

COACH: Ken Cooper

TRI-CAPTAINS: Dick Lawrence, OT; Stump Russell, LB;

Kenny King, LB

†Night Game †TV Game

## 1975 — Won 6, Lost 5

	OM	Opp
Sept. 6	†Baylor, Waco	10 20
Sept. 13	Texas A&M, College Station	0 7
Sept. 20	†Tulane, New Orleans	3 14
Sept. 27	Southern Miss., Oxford	24 8
Oct. 4	Alabama, Birmingham	6 32
Oct. 11	Georgia, Oxford (HC)	28 13
Oct. 18	South Carolina, Jackson	29 35
Oct. 25	Vanderbilt, Oxford	17 7
Nov. 1	†LSU, Jackson	17 13
Nov. 15	Tennessee, Memphis	23 6
Nov. 22	Mississippi State, Jackson	13 7
TOTAL POINTS 170 162		

COACH: Ken Cooper

TRI-CAPTAINS: Paul Hofer, FB; Ben Williams, MG;

Kenny King, LB

†Night Game †TV Game

## 1976 — Won 6, Lost 5

	OM	Opp
Sept. 4	†Memphis State, Memphis	16 21
Sept. 11	†Alabama, Jackson	10 7
Sept. 18	Tulane, Oxford	34 7
Sept. 25	†Southern Miss., Hattiesburg	28 0
Oct. 2	Auburn, Jackson	0 10
Oct. 9	Georgia, Oxford (HC)	21 17
Oct. 16	†South Carolina, Columbia	7 10
Oct. 23	Vanderbilt, Nashville	20 3
Oct. 30	†LSU, Baton Rouge	0 45
Nov. 13	Tennessee, Knoxville	6 32
Nov. 20	†Mississippi State, Jackson	11 28
TOTAL POINTS 153 180		

\*Won by forfeit

COACH: Ken Cooper

TRI-CAPTAINS: Wade Griffin, TE;

George Stuart, LB; Reggie Pace, C

†Night Game

## 1977 — Won 6, Lost 5

	OM	Opp
Sept. 3	†Memphis State, Jackson	7 3
Sept. 10	†Alabama, Birmingham	13 34
Sept. 17	Notre Dame, Jackson	20 13
Sept. 24	Southern Miss., Oxford	19 27
Oct. 1	†Auburn, Auburn	15 21
Oct. 8	Georgia, Athens	13 14
Oct. 15	South Carolina, Oxford	17 10
Oct. 22	Vanderbilt, Oxford (HC)	26 14
Oct. 29	†LSU, Jackson	21 28
Nov. 12	Tennessee, Memphis	43 14
Nov. 19	†Mississippi State, Jackson	14 18
TOTAL POINTS 208 196		

\*Won by forfeit

COACH: Ken Cooper

TRI-CAPTAINS: George Plasketes, DE; Randy White, OG;

Bob Lewis, C

†Night Game †TV Game

## 1978 — Won 5, Lost 6

	OM	Opp
Sept. 9	†Memphis State, Jackson	14 7
Sept. 23	Missouri, Columbia	14 45
Sept. 30	†Southern Miss., Jackson	16 13
Oct. 7	Georgia, Athens	3 42
Oct. 14	Kentucky, Oxford (HC)	17 24
Oct. 21	South Carolina, Columbia	17 18
Oct. 28	Vanderbilt, Nashville	35 10
Nov. 4	†LSU, Baton Rouge	8 30
Nov. 11	Tulane, Oxford	13 3
Nov. 18	Tennessee, Knoxville	17 41
Nov. 25	Mississippi State, Jackson	27 7
TOTAL POINTS 181 240		

COACH: Steve Sloan

TRI-CAPTAINS: Curtis Weathers, SE;

Lawrence Johnson, DT; Bobby Garner, QB

†Night Game †TV Game

## 1979 — Won 4, Lost 7

	OM	Opp
Sept. 15	†Memphis State, Memphis	38 34
Sept. 22	†Missouri, Jackson	7 33
Sept. 29	†Southern Miss., Jackson	8 38
Oct. 6	Georgia, Oxford	21 24
Oct. 13	†Kentucky, Lexington	3 14
Oct. 20	†South Carolina, Columbia	14 21
Oct. 27	Vanderbilt, Oxford (HC)	63 28
Nov. 3	LSU, Jackson	24 28
Nov. 10	†Tulane, New Orleans	15 49
Nov. 17	Tennessee, Jackson	44 20
Nov. 24	Mississippi State, Jackson	14 9
TOTAL POINTS 251 298		

COACH: Steve Sloan

TRI-CAPTAINS: Eddy Householder, LB; John Peel, DE;

Leon Perry, FB

†Night Game †TV Game

## 1980 — Won 3, Lost 8

	OM	Opp
Sept. 6	†Texas A&M, Jackson	20 23
Sept. 13	Memphis State, Oxford	61 7
Sept. 20	Alabama, Jackson	35 59
Sept. 27	Tulane, Oxford	24 26
Oct. 4	Southern Miss., Jackson	22 28
Oct. 11	Georgia, Athens	21 28
Oct. 18	Florida, Oxford (HC)	3 15
Oct. 25	Vanderbilt, Nashville	27 14
Nov. 1	†LSU, Baton Rouge	16 38
Nov. 15	Tennessee, Memphis	20 9
Nov. 22	Mississippi State, Jackson	14 19
TOTAL POINTS 263 266		

COACH: Steve Sloan

CAPTAINS: Ken Toler, SE; Chuck Commiskey, OG;

Joel Steward, DB; Chris Cottam, OT

†Night Game †TV Game

## 1981 — Won 4, Lost 6, Tied 1

	OM	Opp
Sept. 5 Tulane, New Orleans	19	18
Sept. 12 †South Carolina, Columbia	20	13
Sept. 19 †Memphis State, Memphis	7	3
Sept. 26 †Arkansas, Jackson	13	27
Oct. 3 Alabama, Tuscaloosa	7	38
Oct. 10 Georgia, Oxford	7	37
Oct. 17 Florida, Gainesville	3	49
Oct. 24 Vanderbilt, Oxford (HC)	23	27
Oct. 31 LSU, Jackson	27	27
Nov. 14 Tennessee, Knoxville	20	28
Nov. 21 Mississippi State, Jackson	21	17
<b>TOTAL POINTS</b>	<b>167</b>	<b>284</b>

COACH: Steve Sloan  
 CAPTAIN: John Fourcade, QB  
 CO-CAPTAINS: Quentin McDonald, DT; Malvin Gipson, TB  
 †Night Game

## 1982 — Won 4, Lost 7

	OM	Opp
Sept. 4 Memphis State, Oxford	27	10
Sept. 11 †Southern Miss., Oxford	28	19
Sept. 18 †Alabama, Jackson	14	42
Sept. 25 †Arkansas, Little Rock	12	14
Oct. 9 Georgia, Athens	10	33
Oct. 16 Texas Christian, Oxford (HC)	27	9
Oct. 23 †Vanderbilt, Nashville	10	19
Oct. 30 †LSU, Baton Rouge	8	45
Nov. 6 ††Tulane, Jackson	45	14
Nov. 13 Tennessee, Jackson	17	30
Nov. 20 Mississippi State, Jackson	10	27
<b>TOTAL POINTS</b>	<b>208</b>	<b>262</b>

COACH: Steve Sloan  
 CAPTAINS: Nakita Williams, LB; James Otis, LB;  
 Keith Fourcade, LB; Michael Harmon, SE;  
 Steve Herring, C  
 †Night Game †TV Game

## 1983 — Won 7, Lost 5

	OM	Opp
Sept. 3 †Memphis State, Memphis	17	37
Sept. 10 *Tulane, New Orleans	23	27
Sept. 17 Alabama, Tuscaloosa	0	40
Sept. 24 †Arkansas, Jackson	13	10
Oct. 1 †Southern Miss., Oxford	7	27
Oct. 8 Georgia, Oxford	11	36
Oct. 15 Texas Christian, Ft. Worth	20	7
Oct. 22 Vanderbilt, Oxford (HC)	21	14
Oct. 29 LSU, Jackson	27	24
Nov. 12 ††Tennessee, Knoxville	13	10
Nov. 19 Mississippi State, Jackson	24	23
INDEPENDENCE BOWL, Shreveport		
Dec. 10 ††Air Force	3	9
<b>TOTAL POINTS</b>	<b>176</b>	<b>255</b>

\*Won by forfeit  
 COACH: Billy Brewer  
 CAPTAINS: Kelly Powell, QB; Buford McGee, TB;  
 Andre Townsend, DT; Dwayne Nesmith, LB  
 †Night Game †TV Game

## 1984 — Won 4, Lost 6, Tied 1

	OM	Opp
Sept. 8 Memphis State, Oxford	22	6
Sept. 15 †Arkansas, Little Rock	14	14
Sept. 22 Louisiana Tech, Oxford	14	8
Sept. 29 Tulane, Oxford (HC)	19	14
Oct. 6 †Auburn, Oxford	13	17
Oct. 13 †Georgia, Athens	12	18
Oct. 20 Southern Miss., Jackson	10	13
Oct. 27 Vanderbilt, Nashville	20	37
Nov. 3 †LSU, Baton Rouge	29	32
Nov. 17 Tennessee, Jackson	17	41
Nov. 24 †Mississippi State, Jackson	24	3
<b>TOTAL POINTS</b>	<b>194</b>	<b>203</b>

COACH: Billy Brewer  
 CAPTAINS: Timmy Moffett, SE; Jamie Holder, FL;  
 Freddie Joe Nunn, DE; Bob Blakemore, DT  
 †Night Game †TV Game

## 1985 — Won 4, Lost 6, Tied 1

	OM	Opp
Sept. 7 †Memphis State, Memphis	17	17
Sept. 14 †Arkansas, Jackson	19	24
Sept. 21 Arkansas State, Oxford	18	16
Sept. 28 †Tulane, New Orleans	27	10
Oct. 5 ††Auburn, Auburn	0	41
Oct. 12 †Georgia, Jackson	21	49
Oct. 26 Vanderbilt, Oxford (HC)	35	7
Nov. 2 †LSU, Jackson	0	14
Nov. 9 †Notre Dame, South Bend	14	37
Nov. 16 †Tennessee, Knoxville	14	34
Nov. 23 Mississippi State, Jackson	45	27
<b>TOTAL POINTS</b>	<b>210</b>	<b>276</b>

COACH: Billy Brewer  
 CAPTAINS: Jamie Holder, FL; Nathan Wonsley, TB;  
 Jay Webb, DE; Michael Portis, NG;  
 Tony Rayburn, OL  
 †Night Game †TV Game

## 1986 — Won 8, Lost 3, Tied 1

	OM	Opp
Sept. 6 †Memphis State, Jackson	28	6
Sept. 13 †Arkansas, Little Rock	0	21
Sept. 20 Arkansas State, Oxford	10	10
Sept. 27 †Tulane, Oxford	35	10
Oct. 4 †Georgia, Athens	10	14
Oct. 11 Kentucky, Jackson	33	13
Oct. 18 SW Louisiana, Oxford (HC)	21	20
Oct. 25 Vanderbilt, Nashville	28	12
Nov. 1 †LSU, Baton Rouge	21	19
Nov. 15 †Tennessee, Jackson	10	22
Nov. 22 †Mississippi State, Jackson	24	3
INDEPENDENCE BOWL, Shreveport		
Dec. 20 ††Texas Tech	20	17
<b>TOTAL POINTS</b>	<b>220</b>	<b>150</b>

COACH: Billy Brewer  
 CO-CAPTAINS: Jeff Noblin, FS; Mike Fitzsimmons, DT  
 †Night Game †TV Game

## 1987 — Won 3, Lost 8

	OM	Opp
Sept. 5 †Memphis State, Memphis	10	16
Sept. 12 †Arkansas, Jackson	10	31
Sept. 19 Arkansas State, Oxford	47	10
Sept. 26 †Tulane, New Orleans	24	31
Oct. 3 Georgia, Oxford	14	31
Oct. 10 †Kentucky, Lexington	6	35
Oct. 17 SW Louisiana, Oxford	24	14
Oct. 24 Vanderbilt, Oxford (HC)	42	14
Oct. 31 †LSU, Jackson	13	42
Nov. 14 Tennessee, Knoxville	13	55
Nov. 21 Mississippi State, Jackson	20	30
<b>TOTAL POINTS</b>	<b>223</b>	<b>309</b>

COACH: Billy Brewer  
 CO-CAPTAINS: Jeff Herrod, LB; Todd Irvin, OT  
 †Night Game

## 1988 — Won 5, Lost 6

	OM	Opp
Sept. 3 †Memphis State, Jackson	24	6
Sept. 10 †Florida, Jackson	15	27
Sept. 17 †Arkansas, Little Rock	13	21
Oct. 1 Georgia, Athens	12	36
Oct. 8 †Alabama, Tuscaloosa	22	12
Oct. 15 Arkansas State, Oxford	25	22
Oct. 22 Vanderbilt, Nashville	36	28
Oct. 29 †LSU, Baton Rouge	20	31
Nov. 5 Tulane, Oxford (HC)	9	14
Nov. 12 Tennessee, Oxford	12	20
Nov. 26 Mississippi State, Jackson	33	6
<b>TOTAL POINTS</b>	<b>221</b>	<b>223</b>

COACH: Billy Brewer  
 TRI-CAPTAINS: Bryan Owen, K; Wesley Walls, TE;  
 Stevon Moore, CB  
 †Night Game †TV Game

## 1989 — Won 8, Lost 4

	OM	Opp
Sept. 2 †Memphis State, Memphis	20	13
Sept. 9 †Florida, Gainesville	24	19
Sept. 16 Arkansas State, Oxford	34	31
Sept. 23 †Arkansas, Jackson	17	24
Oct. 7 Alabama, Jackson	27	62
Oct. 14 †Georgia, Oxford	17	13
Oct. 21 †Tulane, New Orleans	32	28
Oct. 28 Vanderbilt, Oxford (HC)	24	16
Nov. 4 LSU, Oxford	30	35
Nov. 18 Tennessee, Knoxville	21	33
Nov. 25 Mississippi State, Jackson	21	11
LIBERTY BOWL, Memphis		
Dec. 28 ††Air Force	42	29
<b>TOTAL POINTS</b>	<b>267</b>	<b>285</b>

COACH: Billy Brewer  
 CAPTAINS: Tony Bennett, OLB; Tim Brown, OL;  
 Pat Coleman, WR; John Darnell, QB  
 †Night Game †TV Game

## 1990 — Won 9, Lost 3

	OM	Opp
Sept. 8 †Memphis State, Oxford	23	21
Sept. 15 Auburn, Jackson	10	24
Sept. 22 †Arkansas, Little Rock	21	17
Sept. 29 Tulane, Oxford	31	21
Oct. 6 †Kentucky, Oxford	35	29
Oct. 13 †Georgia, Athens	28	12
Oct. 20 Arkansas State, Oxford (HC)	42	13
Oct. 27 Vanderbilt, Nashville	14	13
Nov. 3 †LSU, Baton Rouge	19	10
Nov. 17 †Tennessee, Memphis	13	22
Nov. 24 Mississippi State, Jackson	21	9
GATOR BOWL, Jacksonville		
1-1-91 †Michigan	3	35
<b>TOTAL POINTS</b>	<b>257</b>	<b>191</b>

COACH: Billy Brewer  
 CAPTAINS: Shawn Cobb, ILB; Chris Mitchell, SS;  
 Kelvin Pritchett, DT; Dawson Pruett, C  
 †Night Game †TV Game

## 1991 — Won 5, Lost 6

	OM	Opp
Aug. 31 ††Tulane, New Orleans	22	3
Sept. 7 †Memphis State, Memphis	10	0
Sept. 14 ††Auburn, Auburn	13	23
Sept. 21 †Ohio University, Oxford	38	14
Sept. 28 †Arkansas, Jackson	24	17
Oct. 5 ††Kentucky, Lexington	35	14
Oct. 12 †Georgia, Oxford	17	37
Oct. 26 Vanderbilt, Oxford (HC)	27	30
Nov. 2 LSU, Jackson	22	25
Nov. 16 †Tennessee, Knoxville	25	36
Nov. 23 †Mississippi State, Starkville	9	24
<b>TOTAL POINTS</b>	<b>242</b>	<b>223</b>

COACH: Billy Brewer  
 CAPTAINS: Darron Billings, RB; Jeff Carter, FS;  
 Cliff Dew, C; Phillip Kent, OLB  
 †Night Game †TV Game  
 §First August Date

## 1992 — Won 9, Lost 3

	OM	Opp
Sept. 5 †Auburn, Oxford	45	21
Sept. 12 †Tulane, Oxford	35	9
Sept. 19 †Vanderbilt, Nashville	9	31
Sept. 26 †Georgia, Athens	11	37
Oct. 3 †Kentucky, Oxford	24	14
Oct. 17 †Arkansas, Little Rock	17	3
Oct. 24 †Alabama, Tuscaloosa	10	31
Oct. 31 †LSU, Jackson	32	0
Nov. 7 Memphis State, Oxford (HC)	17	12
Nov. 14 Louisiana Tech, Oxford	13	6
Nov. 28 †Mississippi State, Oxford	17	10
LIBERTY BOWL, Memphis		
Dec. 31 ††Air Force	13	0
<b>TOTAL POINTS</b>	<b>230</b>	<b>174</b>

COACH: Billy Brewer  
 CAPTAINS: Chad Brown, DT; Everett Lindsay, OT;  
 Cory Philpot, TB; Lynn Ross, LB,  
 Russ Shows, QB  
 †Night Game †TV Game

## 1993 — Won 6, Lost 5

	OM	Opp
Sept. 2 †Auburn, Auburn	12	16
Sept. 11 †UT-Chattanooga, Oxford	40	7
Sept. 18 †Vanderbilt, Oxford	49	7
Sept. 25 †Georgia, Oxford	31	14
Oct. 2 †Kentucky, Lexington	0	21
Oct. 16 †Arkansas, Jackson	19	0
Oct. 23 *†Alabama, Oxford	14	19
Oct. 30 †LSU, Baton Rouge	17	19
Nov. 6 Memphis State, Memphis	3	19
Nov. 13 Northern Illinois, Oxford (HC)	44	0
Nov. 27 Mississippi State, Starkville	13	20
<b>TOTAL POINTS</b>	<b>242</b>	<b>142</b>

\*Won by forfeit  
 COACH: Billy Brewer  
 CAPTAINS: Gary Abide, LB; Clint Conlee, OT;  
 Johnny Dixon, SS; Dewayne Dotson, LB  
 †Night Game †TV Game

## 1994 — Won 4, Lost 7

	OM	Opp
Sept. 3 †Auburn, Oxford	17	22
Sept. 10 †Southern Illinois, Oxford	59	3
Sept. 17 †Vanderbilt, Nashville	20	14
Sept. 24 Georgia, Athens	14	17
Oct. 1 †Florida, Oxford	14	38
Oct. 15 Arkansas, Fayetteville	7	31
Oct. 22 †Alabama, Tuscaloosa	10	21
Oct. 29 LSU, Oxford (HC)	34	21
Nov. 5 Memphis, Oxford	16	17
Nov. 12 †Tulane, New Orleans	38	0
Nov. 26 Mississippi State, Oxford	17	21
<b>TOTAL POINTS</b>	<b>246</b>	<b>205</b>

INTERIM COACH: Joe Lee Dunn  
 CAPTAINS: Alundis Brice, CB; Jerry Graeber, FS;  
 Abdul Jackson, LB; Jeff Miller, OT;  
 Josh Nelson, QB  
 †Night Game †TV Game

## 1995 — Won 6, Lost 5

	OM	Opp
Sept. 2 †Auburn, Auburn	13	46
Sept. 9 †Indiana State, Oxford	56	10
Sept. 23 †Georgia, Oxford	18	10
Sept. 30 Florida, Gainesville	10	28
Oct. 7 Tulane, Oxford	20	17
Oct. 14 Arkansas, Memphis	6	13
Oct. 21 Alabama, Oxford	9	23
Oct. 28 Vanderbilt, Oxford (HC)	21	10
Nov. 4 Memphis, Memphis	34	3
Nov. 11 †LSU, Baton Rouge	9	38
Nov. 25 Mississippi State, Starkville	13	10
<b>TOTAL POINTS</b>	<b>209</b>	<b>208</b>

COACH: Tommy Tuberville  
 CAPTAINS: Renard Brown, DE; Dou Innocent, RB;  
 David Knott, DB; Darrell Moncus, C;  
 David Vinson, C; Trey Wicker, DE  
 †Night Game

## 1996 — Won 5, Lost 6

	OM	Opp
Aug. 31 †Idaho State, Oxford	38	14
Sept. 7 †VMI, Jackson	31	7
Sept. 14 †Auburn, Oxford	28	45
Sept. 21 †Vanderbilt, Nashville	20	9
Oct. 3 ††Tennessee, Memphis	3	41
Oct. 19 ††Alabama, Tuscaloosa	0	37
Oct. 26 †Arkansas State, Oxford	38	21
Nov. 9 Arkansas, Fayetteville	7	13
Nov. 16 LSU, Oxford (HC)	7	39
Nov. 23 †Georgia, Athens	31	27
Nov. 30 †Mississippi State, Oxford	0	17
<b>TOTAL POINTS</b>	<b>203</b>	<b>270</b>

COACH: Tommy Tuberville  
 CAPTAINS: Lawrence Adams, HB; Kris Mangum, TE;  
 Derek Jones, CB; Kyle Wicker, DE  
 †Night Game †TV Game



# HISTORY & RECORDS

## 1997 — Won 8, Lost 4

	OM	Opp
Aug. 30	†Central Florida, Oxford (ot)	24 23
Sept. 6	†SMU, Oxford	23 15
Sept. 13	†Auburn, Auburn	9 19
Sept. 27	†Vanderbilt, Oxford (HC)	15 3
Oct. 4	†Tennessee, Knoxville	17 31
Oct. 18	†LSU, Baton Rouge	36 21
Oct. 25	†Alabama, Oxford	20 29
Nov. 6	†Arkansas, Oxford	19 9
Nov. 15	†Tulane, New Orleans	41 24
Nov. 22	Georgia, Oxford	14 21
Nov. 29	†Mississippi State, Starkville	15 14
MOTOR CITY BOWL, Pontiac		
Dec. 26	†Marshall	34 31
TOTAL POINTS 233 209		

COACH: Tommy Tuberville  
CAPTAINS: John Avery, RB; Walker Jones, LB; Stewart Patridge, QB; Nate Wayne, LB

†Night Game †TV Game

## 1998 — Won 7, Lost 5

	OM	Opp
Sept. 5	†Memphis, Oxford	30 10
Sept. 12	†Auburn, Oxford	0 17
Sept. 19	†Vanderbilt, Nashville	30 6
Sept. 26	SMU, Dallas (ot)	48 41
Oct. 3	South Carolina, Oxford	30 28
Oct. 10	Alabama, Tuscaloosa (ot)	17 20
Oct. 24	Arkansas State, Oxford (HC)	30 17
Oct. 31	LSU, Oxford (ot)	37 31
Nov. 7	†Arkansas, Fayetteville	0 34
Nov. 21	Georgia, Athens	17 24
Nov. 26	†Mississippi State, Oxford	6 28
INDEPENDENCE BOWL, Shreveport		
Dec. 31	†Texas Tech	35 18
TOTAL POINTS 245 256		

COACHES: Tommy Tuberville; David Cutcliffe  
CO-CAPTAINS: Matt Luke, C; Gary Thigpen, CB

†Night Game †TV Game

## 1999 — Won 8, Lost 4

	OM	Opp
Sept. 4	†Memphis, Memphis	3 0
Sept. 11	†Arkansas State, Oxford	38 14
Sept. 18	†Vanderbilt, Oxford (ot)	34 37
Sept. 25	†Auburn, Auburn (ot)	24 17
Oct. 2	†South Carolina, Columbia	36 10
Oct. 9	Tulane, Oxford (HC)	20 13
Oct. 16	†Alabama, Oxford	24 30
Oct. 30	†LSU, Baton Rouge	42 23
Nov. 6	†Arkansas, Oxford	38 16
Nov. 20	†Georgia, Oxford	17 20
Nov. 25	†Mississippi State, Starkville	20 23
INDEPENDENCE BOWL, Shreveport		
Dec. 31	†Oklahoma	27 25
TOTAL POINTS 296 203		

COACH: David Cutcliffe  
CAPTAINS: Kendrick Clancy, DT; Cory Peterson, WR; Armeig Spearman, LB; Tim Strickland, CB; Todd Wade, OL

†Night Game †TV Game

## 2000 — Won 7, Lost 5

	OM	Opp
Sept. 2	†Tulane, Oxford	49 20
Sept. 9	†Auburn, Oxford	27 35
Sept. 16	†Vanderbilt, Nashville	12 7
Sept. 30	†Kentucky, Oxford	35 17
Oct. 7	†Arkansas State, Oxford	35 10
Oct. 14	†Alabama, Tuscaloosa	7 45
Oct. 28	UNLV, Oxford (HC) (ot)	43 40
Nov. 4	†Arkansas, Fayetteville	38 24
Nov. 11	†LSU, Oxford	9 20
Nov. 18	†Georgia, Athens	14 32
Nov. 23	†Mississippi State, Oxford	45 30
MUSIC CITY BOWL, Nashville		
Dec. 28	†West Virginia	38 49
TOTAL POINTS 314 280		

COACH: David Cutcliffe  
CAPTAINS: Derrick Burgess, DE; Shane Elam, DE; Deuce McAllister, RB; Romaro Miller, QB

†Night Game †TV Game

## 2001 — Won 7, Lost 4

	OM	Opp
Sept. 1	†Murray State, Oxford	49 14
Sept. 8	†Auburn, Auburn	21 27
Sept. 29	Kentucky, Lexington	42 31
Oct. 6	†Arkansas State, Jonesboro	35 17
Oct. 13	†Alabama, Oxford	27 24
Oct. 20	Middle Tennessee, Oxford (HC)	45 17
Oct. 27	†LSU, Baton Rouge	35 24
Nov. 3	†Arkansas, Oxford (7ot)	56 58
Nov. 17	†Georgia, Oxford	15 35
Nov. 22	†Mississippi State, Starkville	28 36
Dec. 1	†Vanderbilt, Oxford	38 27
TOTAL POINTS 391 310		

COACH: David Cutcliffe  
CAPTAINS: Terrence Metcalf, OT; Syniker Taylor, CB; Anthony Sims, DE; Charles Stackhouse, RB; Kevin Thomas, LB

†Night Game †TV Game

## 2002 — Won 7, Lost 6

	OM	Opp
Aug. 31	†Louisiana-Monroe, Oxford	31 3
Sept. 7	†Memphis, Oxford	38 16
Sept. 14	†Texas Tech, Lubbock	28 42
Sept. 21	†Vanderbilt, Oxford	45 38
Oct. 5	†Florida, Oxford	17 14
Oct. 12	†Arkansas State, Oxford (HC)	52 17
Oct. 19	†Alabama, Tuscaloosa	7 42
Oct. 26	†Arkansas, Fayetteville	28 48
Nov. 2	†Auburn, Oxford	24 31
Nov. 9	†Georgia, Athens	17 31
Nov. 23	†LSU, Baton Rouge	13 14
Nov. 28	†Mississippi State, Oxford	24 12
INDEPENDENCE BOWL, Shreveport		
Dec. 27	†Nebraska	27 23
TOTAL POINTS 351 331		

COACH: David Cutcliffe  
CAPTAINS: Lanier Goethie, LB; Ben Claxton, C; Doug Zeigler, TE; Eddie Strong, LB

†Night Game †TV Game

## 2003 — Won 10, Lost 3 SEC West Co-Champions

	OM	Opp
Aug. 30	†Vanderbilt, Nashville	24 21
Sept. 6	†Memphis, Memphis	34 44
Sept. 13	†Louisiana-Monroe, Oxford	59 14
Sept. 27	†Texas Tech, Oxford	45 49
Oct. 4	†Florida, Gainesville	20 17
Oct. 11	†Arkansas State, Oxford (HC)	55 0
Oct. 18	†Alabama, Oxford	43 28
Oct. 25	†Arkansas, Oxford	19 7
Nov. 1	†South Carolina, Oxford	43 40
Nov. 8	†Auburn, Auburn	24 20
Nov. 22	†LSU, Oxford	14 17
Nov. 27	†Mississippi State, Starkville	31 0
COTTON BOWL, Dallas		
Jan. 2	†Oklahoma State	31 28
TOTAL POINTS 442 285		

COACH: David Cutcliffe  
CAPTAINS: Charlie Anderson, DE; Chris Collins, WR; Eli Manning, QB; Jesse Mitchell, DE

†Night Game †TV Game

## 2004 — Won 4, Lost 7

	OM	Opp
Sept. 4	†Memphis, Oxford	13 20
Sept. 11	†Alabama, Tuscaloosa	7 28
Sept. 18	†Vanderbilt, Oxford (ot)	26 23
Sept. 25	Wyoming, Laramie	32 37
Oct. 2	†Arkansas State, Oxford (HC)	28 21
Oct. 9	South Carolina, Columbia	31 28
Oct. 16	†Tennessee, Oxford	17 21
Oct. 30	†Auburn, Oxford	14 35
Nov. 13	†Arkansas, Fayetteville	3 35
Nov. 20	LSU, Baton Rouge	24 27
Nov. 27	†Mississippi State, Oxford	20 3
TOTAL POINTS 215 278		

COACH: David Cutcliffe  
CAPTAINS: Doug Buckles, OL; Kerry Johnson, WR; Marcus Johnson, OL; Eric Oliver, DB; Rob Robertson, LB

†Night Game †TV Game

## 2005 — Won 3, Lost 8

	OM	Opp
Sept. 5	†Memphis, Memphis	10 6
Sept. 17	†Vanderbilt, Nashville	23 31
Sept. 24	†Wyoming, Oxford	14 24
Oct. 1	†Tennessee, Knoxville	10 27
Oct. 8	The Citadel, Oxford (HC)	27 7
Oct. 15	†Alabama, Oxford	10 13
Oct. 22	Kentucky, Oxford	13 7
Oct. 29	†Auburn, Auburn	3 27
Nov. 12	Arkansas, Oxford	17 28
Nov. 19	†LSU, Oxford	7 40
Nov. 26	†Mississippi State, Starkville	14 35
TOTAL POINTS 148 245		

COACH: Ed Orgeron  
CAPTAINS: Michael Bozeman, NT; Tre' Stallings, OL

†Night Game †TV Game

## 2006 — Won 4, Lost 8

	OM	Opp
Sept. 3	†Memphis, Oxford	28 25
Sept. 9	†Missouri, Columbia	7 34
Sept. 16	†Kentucky, Lexington	14 31
Sept. 23	†Wake Forest, Oxford	3 27
Sept. 30	†Georgia, Oxford	9 14
Oct. 7	†Vanderbilt, Oxford (HC)	17 10
Oct. 14	†Alabama, Tuscaloosa (ot)	23 26
Oct. 21	†Arkansas, Fayetteville	3 38
Oct. 28	†Auburn, Oxford	17 23
Nov. 4	†Northwestern State, Oxford	27 7
Nov. 18	†LSU, Baton Rouge (ot)	20 23
Nov. 25	†Mississippi State, Oxford	20 17
TOTAL POINTS 195 275		

COACH: Ed Orgeron  
CAPTAINS: Patrick Willis, LB; Andrew Wicker, OL

†Night Game †TV Game

## 2007 — Won 3, Lost 9

	OM	Opp
Sept. 1	†Memphis, Memphis	23 21
Sept. 8	Missouri, Oxford	25 38
Sept. 15	†Vanderbilt, Nashville	17 31
Sept. 22	†Florida, Oxford	24 30
Sept. 29	Georgia, Athens	17 45
Oct. 6	Louisiana Tech, Oxford (HC)	24 0
Oct. 13	†Alabama, Oxford	24 27
Oct. 20	Arkansas, Oxford	8 44
Oct. 27	Auburn, Auburn	3 17
Nov. 3	†Northwestern State, Oxford	38 31
Nov. 17	†LSU, Oxford	24 41
Nov. 23	†Mississippi State, Starkville	14 17
TOTAL POINTS 241 342		

COACH: Ed Orgeron  
CAPTAINS: Game Captains

†Night Game †TV Game

## 2008 — Won 9, Lost 4

	OM	Opp
Aug. 30	†Memphis, Oxford	41 24
Sept. 6	†Wake Forest, Winston-Salem	28 30
Sept. 13	†Samford, Oxford	34 10
Sept. 20	†Vanderbilt, Oxford	17 23
Sept. 27	†Florida, Gainesville	31 30
Oct. 4	†South Carolina, Oxford (HC)	24 31
Oct. 18	†Alabama, Tuscaloosa	20 24
Oct. 25	†Arkansas, Fayetteville	23 21
Nov. 1	†Auburn, Oxford	17 7
Nov. 15	Louisiana-Monroe, Oxford	59 0
Nov. 22	†LSU, Baton Rouge	31 13
Nov. 28	†Mississippi State, Oxford	45 0
COTTON BOWL, Dallas		
Jan. 2	†Texas Tech	47 34
TOTAL POINTS 417 247		

COACH: Houston Nutt  
CAPTAINS: Jason Cook, FB; Peria Jerry, DT; Michael Oher, OT; Jamarca Sanford, S

†Night Game †TV Game

**NOTE:** The overall record for each season includes bowl victories. However, the total points for each year through 2001 includes only regular-season contests. For the years the Rebels played in a bowl game prior to 2002, the points are not included because the NCAA did not count bowl game statistics.

† See page 204-205 for a complete list of all-time television appearances.

## 2009 — Won 9, Lost 4

	OM	Opp
Sept. 6	†Memphis, Memphis	45 14
Sept. 19	†Southeastern La., Oxford	52 6
Sept. 24	†South Carolina, Columbia	10 16
Oct. 3	†Vanderbilt, Nashville	23 7
Oct. 10	†Alabama, Oxford	3 22
Oct. 17	†UAB, Oxford (HC)	48 13
Oct. 24	†Arkansas, Oxford	30 17
Oct. 31	†Auburn, Auburn	20 33
Nov. 7	†Northern Arizona, Oxford	38 14
Nov. 14	†Tennessee, Oxford	42 17
Nov. 21	†LSU, Oxford	25 23
Nov. 28	†Mississippi State, Starkville	27 41
COTTON BOWL, Arlington		
Jan. 2	†Oklahoma State	21 7
TOTAL POINTS 384 230		

COACH: Houston Nutt  
CAPTAINS: Daverin Gerald, C; Marshay Green, CB; John Jerry, OT; Kendrick Lewis, FS; Dexter McCluster, RB-WR; Marcus Tillman, DE; Patrick Trahan, LB

†Night Game †TV Game

## 2010 — Won 4, Lost 8

	OM	Opp
Sept. 4	†Jacksonville State, Oxford (2ot)	48 49
Sept. 11	†Tulane, New Orleans	27 13
Sept. 18	†Vanderbilt, Oxford	14 28
Sept. 25	†Fresno State, Oxford	55 38
Oct. 2	†Kentucky, Oxford	42 35
Oct. 16	†Alabama, Tuscaloosa	10 23
Oct. 23	†Arkansas, Fayetteville	24 38
Oct. 30	†Auburn, Oxford	31 51
Nov. 6	†La.-Lafayette, Oxford (HC)	43 21
Nov. 13	†Tennessee, Knoxville	14 52
Nov. 20	†LSU, Baton Rouge	36 43
Nov. 27	†Mississippi State, Oxford	23 31
TOTAL POINTS 367 422		

COACH: Houston Nutt  
CAPTAINS: Lionel Breaux, WR; Johnny Brown, S; Jonathan Cornell, LB; Kentrell Lockett, DE; Jerrell Powe, DT

†Night Game †TV Game

## 2011 — Won 2, Lost 10

	OM	Opp
Sept. 3	†BYU, Oxford	13 14
Sept. 10	†Southern Illinois, Oxford	42 24
Sept. 17	†Vanderbilt, Nashville	7 30
Sept. 24	†Georgia, Oxford	13 27
Oct. 1	†Fresno State, Fresno	38 28
Oct. 15	†Alabama, Oxford	7 52
Oct. 22	†Arkansas, Oxford	24 29
Oct. 29	†Auburn, Auburn	23 41
Nov. 5	†Kentucky, Lexington	13 30
Nov. 12	†Louisiana Tech, Oxford (HC)	7 27
Nov. 19	†LSU, Oxford	3 52
Nov. 26	†Mississippi State, Starkville	3 31
TOTAL POINTS 193 385		

COACH: Houston Nutt  
CAPTAINS: Brandon Bolden, RB; Wayne Dorsey, DE; Derrick Herman, WR; Kentrell Lockett, DE; Bradley Sowell, OT; Marcus Temple, CB

†Night Game †TV Game

## 2012 — Won 7, Lost 6

	OM	Opp
Sept. 1	†Central Arkansas, Oxford	49 27
Sept. 8	†UTEP, Oxford	28 10
Sept. 15	†Texas, Oxford	31 66
Sept. 22	†Tulane, New Orleans	39 0
Sept. 29	†Alabama, Tuscaloosa	14 33
Oct. 6	†Texas A&M, Oxford	27 30
Oct. 13	†Auburn, Oxford (HC)	41 20
Oct. 27	†Arkansas, Little Rock	30 27
Nov. 3	†Georgia, Athens	10 37
Nov. 10	†Vanderbilt, Oxford	26 27
Nov. 17	†LSU, Baton Rouge	35 41
Nov. 24	†Mississippi State, Oxford	41 24
BBVA COMPASS BOWL, Birmingham		
Jan. 5	†Pittsburgh	38 17
TOTAL POINTS 409 359		

COACH: Hugh Freeze  
CAPTAINS: Game Captains

†Night Game †TV Game

## 2013 — Won 8, Lost 5

		OM	Opp
Aug. 29	††Vanderbilt, Nashville	39	35
Sept. 7	††Southeast Missouri, Oxford	31	13
Sept. 14	††Texas, Austin	44	23
Sept. 28	†Alabama, Tuscaloosa	0	25
Oct. 5	†Auburn, Auburn	22	30
Oct. 12	††Texas A&M, Oxford	38	41
Oct. 19	††LSU, Oxford	27	24
Oct. 26	†Idaho, Oxford (HC)	59	14
Nov. 9	†Arkansas, Oxford	34	24
Nov. 16	†Troy, Oxford	51	21
Nov. 23	††Missouri, Oxford	10	24
Nov. 28	††Mississippi St., Starkville (ot)	10	17
MUSIC CITY BOWL, Nashville			
Dec. 30	†Georgia Tech	25	17
TOTAL POINTS		390	308
COACH: Hugh Freeze			
CAPTAINS: Game Captains			
†Night Game		†TV Game	

## 2014 — Won 9, Lost 4

		OM	Opp
Aug. 28	††Boise State, Atlanta	35	13
Sept. 6	†Vanderbilt, Nashville	41	3
Sept. 13	†Louisiana-Lafayette	56	15
Sept. 27	††Memphis, Oxford	24	3
Oct. 4	†Alabama, Oxford	23	17
Oct. 11	††Texas A&M, College Station	35	20
Oct. 18	††Tennessee, Oxford (HC)	34	3
Oct. 25	††LSU, Baton Rouge	7	10
Nov. 1	††Auburn, Oxford	31	35
Nov. 8	†Presbyterian, Oxford	48	0
Nov. 22	†Arkansas, Fayetteville	0	30
Nov. 29	††Mississippi St., Oxford	31	17
PEACH BOWL, Atlanta			
Dec. 31	†TCU	3	42
TOTAL POINTS		368	208
COACH: Hugh Freeze			
CAPTAINS: Game Captains			
†Night Game		†TV Game	

## OVERTIME GAMES RECORD: 6-7

<b>1997 — Won 1, Loss 0</b>			
Aug. 30	Central Florida, Oxford (ot)	24	23
<b>1998 — Won 2, Lost 1</b>			
Sept. 26	SMU, Dallas (ot)	48	41
Oct. 10	Alabama, Tuscaloosa (ot)	17	20
Oct. 31	LSU, Oxford (ot)	37	31
<b>1999 — Won 1, Lost 1</b>			
Sept. 18	Vanderbilt, Oxford (ot)	34	37
Sept. 25	Auburn, Auburn (ot)	24	17
<b>2000 — Won 1, Lost 0</b>			
Oct. 28	UNLV, Oxford (ot)	43	40
<b>2001 — Won 0, Lost 1</b>			
Nov. 3	Arkansas, Oxford (7 ot)	56	58
<b>2004 — Won 1, Lost 0</b>			
Sept. 18	Vanderbilt, Oxford (ot)	26	23
<b>2006 — Won 0, Lost 2</b>			
Oct. 14	Alabama, Tuscaloosa (ot)	23	26
Nov. 18	LSU, Baton Rouge (ot)	20	23
<b>2010 — Won 0, Lost 1</b>			
Sept. 4	Jacksonville St., Oxford (2 ot)	48	49
<b>2013 — Won 0, Lost 1</b>			
Nov. 28	Mississippi State, Starkville (ot)	10	17

## REBEL STREAKS

**Longest Winning Streak:** 13; streak began with win over North Texas State, 33-0 (10-1-55) through Vanderbilt, 16-0 (10-13-56); streak ended with loss to Tulane 10-3 (10-20-56)

**Longest Losing Streak:** 7, twice; recent streak began with loss to Alabama, 52-7 (10-15-11) through Mississippi State, 31-3 (11-26-11); former streak began with loss to Alabama, 35-21 (10-5-74) through Mississippi State, 31-13 (11-23-74)

**Longest Home Winning Streak:** 21; streak began with win over LSU, 28-0 (11-1-52) through Chattanooga, 58-0 (11-7-59); streak ended with a tie to LSU, 6-6 (10-29-60)

**Most Consecutive Wins Over an Opponent in a Series:** 17; Memphis, 1921-1962; streak ended with a tie to Memphis, 0-0 (9-21-63)

**Most Consecutive Winning Seasons:** 13 (1951-1963)

**Most Consecutive Non-Losing Seasons:** 24 (1950-1973)

**Most Consecutive Shutouts:** 6 (1910-11, 1933)

**Most Consecutive Seasons Playing in a Bowl Game:** 15 (1957-1971)

**Most Consecutive Bowl Victories:** 6 (2002-2013)



Ole Miss capped the 2014 regular season with a 31-17 victory over Mississippi State to recapture the Golden Egg and secure its first nine-win regular season since 2003.



## NATIONALLY RANKED GAMES

Date	Opponent (OM/Opp)	OM	Opp
11-9-1936	at Marquette (NR/8)	0	33
12-5-1936	Tennessee -1 (NR/17)	0	0
11-13-1937	Arkansas -1 (NR/20)	6	32
12-3-1938	Tennessee -1 (NR/4)	0	47
10-21-1939	St. Louis (17/NR)	42	0
10-28-1939	at Tulane (14/9)	6	14
11-11-1939	at Miss. Teachers (19/NR)	27	7
10-19-1940	Duquesne (13/NR)	14	6
10-26-1940	Arkansas -1 (14/NR)	20	21
11-16-1940	W. Tenn. Teachers (17/NR)	38	7
11-23-1940	at Mississippi State (11/16)	0	19
10-25-1941	at Tulane (NR/10)	20	13
11-1-1941	at Marquette (17/NR)	12	6
11-8-1941	at LSU (16/NR)	13	12
11-22-1941	Arkansas -1 (15/NR)	18	0
11-29-1941	Mississippi State (14/NR)	0	6
11-14-1942	Tennessee -1 (NR/11)	0	14
10-21-1944	Tulsa -1 (NR/13)	0	47
11-3-1945	at LSU (NR/17)	13	32
11-24-1945	at Mississippi St. (NR/20)	7	6
11-9-1946	Tennessee -1 (NR/7)	14	18
11-23-1946	Mississippi State (NR/18)	0	20
10-11-1947	at Vanderbilt (18/NR)	6	10
11-1-1947	at LSU (NR/17)	20	18
11-29-1947	at Mississippi State (15/NR)	33	14
1-1-1948	TCU -2 (15/NR)	13	9
11-13-1948	Tennessee -1 (NR/18)	16	13
10-29-1949	at LSU (NR/17)	7	34
9-30-1950	at Kentucky (NR/13)	0	27
10-14-1950	at Vanderbilt (NR/19)	14	20
11-18-1950	at Tennessee (NR/9)	0	35
9-29-1951	Kentucky (NR/6)	21	17
11-17-1951	Tennessee (NR/2)	21	46
10-4-1952	Auburn -1 (18/NR)	20	7
11-8-1952	at Houston (14/NR)	6	0
11-15-1952	Maryland (11/3)	21	14
11-29-1952	Mississippi State (6/NR)	20	14
1-1-1953	Georgia Tech -3 (7/2)	7	24
10-3-1953	at Auburn (15/NR)	0	13
10-31-1953	at LSU (18/NR)	27	16
11-7-1953	North Texas (12/NR)	40	7
11-14-1953	at Maryland (11/2)	0	38
9-17-1954	North Texas -1 (10/NR)	35	12
9-25-1954	Kentucky -1 (9/NR)	28	9
10-2-1954	at Villanova (8/NR)	52	0
10-9-1954	at Vanderbilt (7/NR)	22	7
10-16-1954	Tulane (7/NR)	34	7
10-23-1954	at Arkansas -4 (5/7)	0	6
10-30-1954	at LSU (12/NR)	21	6
11-6-1954	at Memphis State (9/NR)	51	0
11-13-1954	at Houston (7/NR)	26	0
9-17-1955	Georgia -5 (15/NR)	26	13
9-24-1955	at Kentucky (8/NR)	14	21
10-29-1955	at LSU (20/NR)	29	26
11-5-1955	at Memphis State (15/NR)	39	6
11-12-1955	Houston -6 (14/NR)	27	11
11-26-1955	at Mississippi State (15/NR)	26	0
1-2-1956	Texas Christian -7 (10/5)	14	13
9-22-1956	North Texas State (13/NR)	45	0
9-29-1956	Kentucky -1 (9/NR)	37	7
10-6-1956	Houston -6 (6/NR)	14	0
10-13-1956	Vanderbilt (7/13)	16	0
10-20-1956	Tulane -6 (6/19)	3	10
10-27-1956	Arkansas -4 (10/NR)	0	14
<b>11-17-1956</b>	<b>at Tennessee (19/1)</b>	<b>7</b>	<b>27</b>
9-28-1957	at Kentucky (19/NR)	15	0
10-5-1957	Hardin-Simmons (15/NR)	34	7
10-12-1957	at Vanderbilt (14/NR)	28	0
10-18-1957	at Tulane (11/NR)	50	0
10-26-1957	Arkansas -1 (6/NR)	6	12
11-2-1957	Houston -6 (14/NR)	20	7
11-9-1957	LSU (14/NR)	14	12
11-16-1957	Tennessee -1 (8/7)	14	7
11-30-1957	Mississippi State (7/13)	7	7
1-1-1958	Texas -3 (7/11)	39	7

Date	Opponent (OM/Opp)	OM	Opp
9-20-1958	at Memphis State (6/NR)	17	0
9-27-1958	Kentucky -1 (9/14)	27	6
10-4-1958	at Trinity (6/NR)	21	0
10-11-1958	at Tulane (7/NR)	19	8
10-18-1958	Hardin-Simmons (8/NR)	24	0
10-25-1958	Arkansas -4 (6/NR)	14	12
<b>11-1-1958</b>	<b>at LSU (6/1)</b>	<b>0</b>	<b>14</b>
11-8-1958	Houston (9/NR)	56	7
11-15-1958	at Tennessee (7/NR)	16	18
11-29-1958	Mississippi State (13/NR)	21	0
12-27-1958	Florida -8 (11/14)	7	3
9-19-1959	at Houston (8/NR)	16	0
9-26-1959	at Kentucky (4/NR)	16	0
10-3-1959	Memphis State (3/NR)	43	0
10-10-1959	at Vanderbilt (5/NR)	33	0
10-17-1959	Tulane (5/NR)	53	7
10-24-1959	Arkansas -1 (4/10)	28	0
<b>10-31-1959</b>	<b>at LSU (3/1)</b>	<b>3</b>	<b>7</b>
11-7-1959	Chattanooga (5/NR)	58	0
11-14-1959	Tennessee -1 (5/9)	37	7
11-26-1959	at Mississippi State (2/NR)	42	0
1-1-1960	LSU -3 (2/3)	21	0
9-17-1960	at Houston (2/NR)	42	0
<b>9-24-1960</b>	<b>Kentucky -1 (1/NR)</b>	<b>21</b>	<b>6</b>
<b>10-1-1960</b>	<b>at Memphis State (1/NR)</b>	<b>31</b>	<b>20</b>
10-8-1960	at Vanderbilt (2/NR)	26	0
<b>10-15-1960</b>	<b>at Tulane (1/NR)</b>	<b>26</b>	<b>13</b>
10-22-1960	Arkansas -4 (2/11)	10	7
10-29-1960	LSU (2/NR)	6	6
11-5-1960	Chattanooga (6/NR)	45	0
11-12-1960	at Tennessee (4/14)	24	3
11-26-1960	Mississippi State (3/NR)	35	9
1-2-1961	Rice -3 (2/NR)	14	6
9-23-1961	Arkansas -6 (9/NR)	16	0
9-30-1961	at Kentucky (2/NR)	20	6
10-7-1961	Florida State (2/NR)	33	0
<b>10-14-1961</b>	<b>Houston -1 (1/NR)</b>	<b>47</b>	<b>7</b>
10-21-1961	Tulane -6 (2/NR)	41	0
10-28-1961	Vanderbilt (2/NR)	47	0
11-4-1961	at LSU (2/10)	7	10
11-11-1961	Chattanooga (7/NR)	54	0
11-18-1961	Tennessee -1 (6/NR)	24	10
12-2-1961	at Mississippi State (5/NR)	37	7
1-1-1962	Texas (5/3) -7	7	12
9-22-1962	Memphis State (6/NR)	21	7
9-29-1962	Kentucky (7/NR)	14	0
10-6-1962	at Houston (7/NR)	40	7
10-20-1962	Tulane (5/NR)	21	0
10-27-1962	Vanderbilt (7/NR)	35	0
11-3-1962	at LSU (6/4)	15	7
11-10-1962	Chattanooga (4/NR)	52	7
11-17-1962	at Tennessee (3/NR)	19	6
12-1-1962	Mississippi State (3/NR)	13	6
1-1-1963	Arkansas -3 (3/6)	17	13
9-21-1963	at Memphis State (2/NR)	0	0
10-5-1963	at Houston (10/NR)	20	6
10-19-1963	at Tulane (5/NR)	21	0
10-26-1963	Vanderbilt (5/NR)	27	7
11-2-1963	at LSU (3/NR)	37	3
11-9-1963	Tampa (3/NR)	41	0
11-16-1963	Tennessee -1 (3/NR)	20	0
11-30-1963	at Mississippi State (3/NR)	10	10
1-1-1964	Alabama -3 (7/8)	7	12
<b>9-19-1964</b>	<b>Memphis State (1/NR)</b>	<b>30</b>	<b>0</b>
<b>9-26-1964</b>	<b>Kentucky -6 (1/NR)</b>	<b>21</b>	<b>27</b>
10-31-1964	at LSU (NR/9)	10	11
9-25-1965	at Kentucky (NR/10)	7	16
10-9-1965	Florida (NR/10)	0	17
10-30-1965	LSU -6 (NR/5)	23	0
11-13-1965	Tennessee -1 (NR/8)	14	13
11-1-1966	Alabama -6 (NR/3)	7	17
11-12-1966	at Tennessee (NR/10)	14	7
10-7-1967	Alabama -9 (NR/9)	7	21
10-14-1967	Georgia -6 (NR/3)	29	20
10-28-1967	Houston (NR/9)	14	13

Date	Opponent (OM/Opp)	OM	Opp
10-5-1968	Alabama -6 (NR/11)	10	8
10-12-1968	at Georgia (13/17)	7	21
10-19-1968	Southern Miss (16/NR)	21	13
10-26-1968	Houston -6 (17/NR)	7	20
11-2-1968	at LSU (NR/12)	27	24
11-16-1968	at Tennessee (NR/11)	0	31
9-20-1969	Memphis State (9/NR)	28	3
9-27-1969	at Kentucky (8/NR)	9	10
10-4-1969	Alabama -9 (20/15)	32	33
10-11-1969	Georgia -6 (NR/6)	25	17
10-18-1969	Southern Miss (19/NR)	69	7
10-25-1969	at Houston (17/NR)	11	25
11-1-1969	LSU -6 (NR/6)	26	23
11-8-1969	Chattanooga (17/NR)	21	0
11-15-1969	Tennessee -6 (18/3)	38	0
11-27-1969	at Mississippi State (14/NR)	48	22
1-1-1970	Arkansas -3 (13/3)	27	22
9-19-1970	at Memphis State (5/NR)	47	13
9-26-1970	Kentucky -6 (5/NR)	20	17
10-3-1970	Alabama -6 (7/17)	48	23
10-10-1970	at Georgia (5/NR)	31	21
10-17-1970	Southern Miss (4/NR)	14	30
10-24-1970	at Vanderbilt (13/NR)	26	16
11-7-1970	Houston (13/17)	24	13
11-14-1970	Chattanooga (12/NR)	21	0
11-26-1970	Mississippi State (10/NR)	14	19
12-5-1970	at LSU (16/8)	17	61
1-2-1971	Auburn -8 (NR/10)	28	35
10-2-1971	Alabama -9 (NR/7)	6	40
10-9-1971	Georgia -6 (NR/10)	7	38
10-30-1971	LSU -6 (NR/11)	24	22
11-25-1971	at Mississippi State (15/NR)	48	0
12-30-1971	Georgia Tech -10 (17/NR)	41	18
9-16-1972	at Memphis State (19/NR)	34	29
9-23-1972	at South Carolina (20/NR)	21	0
9-30-1972	Southern Miss (17/NR)	13	9
10-7-1972	Auburn -6 (18/17)	13	19
11-4-1972	at LSU (NR/6)	16	17
11-18-1972	at Tennessee (NR/13)	0	17
11-3-1973	LSU -6 (NR/7)	14	51
11-17-1973	Tennessee -6 (NR/16)	28	18
9-14-1974	Missouri -6 (NR/18)	10	0
10-5-1974	Alabama -6 (NR/3)	21	35
9-13-1975	at Texas A&M (NR/8)	0	7
10-4-1975	Alabama -9 (NR/9)	6	32
9-11-1976	Alabama -6 (NR/6)	10	7
9-18-1976	Tulane (20/NR)	34	7
9-25-1976	at Southern Miss (17/NR)	28	0
10-2-1976	Auburn -6 (16/NR)	0	10
10-9-1976	Georgia (NR/4)	21	17
10-16-1976	at South Carolina (16/NR)	7	10
9-10-1977	Alabama -9 (NR/6)	13	34
9-17-1977	Notre Dame -6 (NR/3)	20	13
9-23-1978	at Missouri (NR/17)	14	45
11-4-1978	at LSU (NR/12)	8	30
9-17-1979	Missouri -6 (NR/9)	7	33
11-17-1979	Tennessee -6 (NR/18)	44	20
<b>9-20-1980</b>	<b>Alabama -6 (NR/1)</b>	<b>35</b>	<b>59</b>
10-11-1980	at Georgia (NR/6)	21	28
11-22-1980	Mississippi State -6 (NR/17)	14	19
10-3-1981	at Alabama (NR/11)	13	27
10-10-1981	Georgia (NR/11)	7	37
9-18-1982	Alabama -6 (NR/4)	14	42
9-25-1982	Arkansas -4 (NR/9)	11	14
10-9-1982	at Georgia (NR/5)	10	33
10-30-1982	at LSU (NR/13)	8	45
9-17-1983	at Alabama (NR/12)	0	40
9-24-1983	Arkansas -6 (NR/18)	13	10
10-8-1983	Georgia (NR/11)	11	36
11-12-1983	at Tennessee (NR/19)	13	10
12-10-1983	Air Force -11 (NR/16)	3	9
10-6-1984	Auburn (NR/18)	13	17
10-13-1984	at Georgia (NR/15)	12	18
11-3-1984	at LSU (NR/15)	20	32
9-14-1985	Arkansas -6 (NR/14)	19	24



## NATIONALLY RANKED GAMES

Date	Opponent (OM/Opp)	OM	Opp
10-5-1985	at Auburn (NR/14)	0	41
10-12-1985	Georgia -6 (NR/18)	21	49
11-2-1985	LSU -6 (NR/16)	0	14
11-16-1985	at Tennessee (NR/18)	14	34
9-13-1986	Arkansas -4 (NR/18)	0	21
11-1-1986	at LSU (NR/11)	21	19
11-15-1986	Tennessee -6 (20/NR)	10	22
9-12-1987	Arkansas -6 (NR/13)	10	31
10-3-1987	Georgia (NR/20)	14	31
10-31-1987	LSU -6 (NR/5)	13	42
11-14-1987	at Tennessee (NR/15)	13	55
10-1-1988	at Georgia (NR/15)	12	36
10-8-1988	at Alabama (NR/12)	22	12
10-29-1988	at LSU (NR/13)	20	31
9-23-1989	Arkansas -6 (NR/8)	17	24
10-7-1989	Alabama -6 (NR/13)	27	62
11-18-1989	at Tennessee (NR/9)	21	33
9-22-1990	Arkansas -4 (NR/13)	21	17
10-13-1990	at Georgia (24/NR)	28	12
10-20-1990	Arkansas State (18/NR)	42	13
10-27-1990	at Vanderbilt (17/NR)	14	13
11-3-1990	at LSU (17/NR)	19	10
11-17-1990	Tennessee -1 (15/14)	13	22
11-24-1990	Mississippi St. -6 (21/NR)	21	9
1-1-1991	Michigan -8 (15/12)	3	35
9-14-1991	at Auburn (NR/15)	13	23
10-12-1991	Georgia (23/22)	17	37
11-16-1991	at Tennessee (NR/10)	25	36
9-19-1992	at Vanderbilt (24/NR)	9	31
9-26-1992	at Georgia (NR/18)	11	37
10-24-1992	at Alabama (NR/4)	10	31
11-28-1992	Mississippi State (24/16)	17	10
12-31-1992	Air Force -12 (19/NR)	13	0
10-2-1993	at Kentucky (25/NR)	0	21
10-23-1993	Alabama (NR/4)	14	19
<b>10-1-1994</b>	<b>Florida (NR/1)</b>	<b>14</b>	<b>38</b>
10-22-1994	at Alabama (NR/5)	10	21
11-26-1994	Mississippi State (NR/18)	17	21
9-23-1995	Georgia (NR/18)	18	10
9-14-1996	Auburn (NR/15)	28	45
10-3-1996	Tennessee -1 (NR/9)	3	41
10-19-1996	at Alabama (NR/7)	0	37
11-16-1996	LSU (NR/17)	7	39
9-13-1997	at Auburn (NR/16)	9	19
10-4-1997	at Tennessee (NR/9)	17	31
10-18-1997	at LSU (NR/8)	36	21
10-25-1997	Alabama (25/NR)	20	29
11-22-1997	Georgia (NR/14)	14	21
11-29-1997	Mississippi State (NR/22)	15	14
11-7-1998	at Arkansas (NR/10)	0	34
11-21-1998	at Georgia (NR/14)	14	24
11-26-1998	Mississippi State (NR/24)	6	28
10-9-1999	Tulane (25/NR)	20	13
10-16-1999	Alabama (22/11)	24	30
10-30-1999	at LSU (25/NR)	42	23
11-6-1999	Arkansas (23/24)	38	16
11-20-1999	Georgia (16/21)	17	20
11-25-1999	at Mississippi State (23/18)	20	23
9-2-2000	Tulane (18/NR)	49	20
9-9-2000	Auburn (17/NR)	27	35
10-14-2000	at Alabama (25/NR)	7	45
11-18-2000	at Georgia (NR/21)	14	32
11-23-2000	Mississippi State (NR/23)	45	30
11-17-2001	Georgia (NR/23)	15	35
10-5-2002	Florida (NR/6)	17	14
10-12-2002	Arkansas State (25/NR)	52	17
10-19-2002	at Alabama (21/24)	7	42
11-9-2002	at Georgia (NR/7)	17	31
11-23-2002	at LSU (NR/21)	13	14
10-4-2003	at Florida (NR/24)	20	17
10-25-2003	Arkansas (NR/20)	19	7
11-1-2003	South Carolina (20/NR)	43	40
11-8-2003	at Auburn (20/NR)	24	20
11-22-2003	LSU (15/3)	14	17
11-27-2003	at Mississippi State (17/NR)	31	0

Date	Opponent (OM/Opp)	OM	Opp
1-2-2004	Oklahoma State -7 (16/21)	31	28
10-9-2004	at South Carolina (NR/25)	31	28
10-30-2004	Auburn (NR/3)	14	35
11-20-2004	at LSU (NR/14)	24	27
10-1-2005	at Tennessee (NR/9)	10	27
10-15-2005	Alabama (NR/6)	10	13
10-29-2005	at Auburn (NR/19)	3	27
11-19-2005	LSU (NR/4)	7	40
9-30-2006	Georgia (NR/10)	9	14
10-21-2006	at Arkansas (NR/15)	3	38
10-28-2006	Auburn (NR/7)	17	23
11-18-2006	at LSU (NR/9) (ot)	20	23
9-22-2007	Florida (NR/3)	24	30
9-29-2007	at Georgia (NR/15)	17	45
10-27-2007	at Auburn (NR/23)	3	17
<b>11-17-2007</b>	<b>LSU (NR/1)</b>	<b>24</b>	<b>41</b>
9-6-2008	at Wake Forest (NR/20)	28	30
9-27-2008	at Florida (NR/4)	31	30
10-18-2008	at Alabama (NR/2)	20	24
11-22-2008	at LSU (NR/18)	31	13
11-28-2008	Mississippi State (25/NR)	45	0
1-2-2009	Texas Tech -7 (20/7)	47	34
9-6-2009	at Memphis (8/NR)	45	14
9-19-2009	SE Louisiana (5/NR)	52	6
9-24-2009	at South Carolina (4/NR)	10	16
10-3-2009	at Vanderbilt (18/NR)	23	7
10-10-2009	Alabama (16/3)	3	22
10-24-2009	Arkansas (25/NR)	30	17
10-31-2009	at Auburn (22/NR)	20	33
11-21-2009	LSU (NR/8)	27	25
11-28-2009	at Mississippi State (20/NR)	27	41
1-2-2010	Oklahoma State -13 (NR/18)	21	7
10-16-2010	at Alabama (NR/8)	10	23
10-23-2010	at Arkansas (NR/21)	24	38
<b>10-30-2010</b>	<b>Auburn (NR/1)</b>	<b>31</b>	<b>51</b>
11-20-2010	at LSU (NR/5)	36	43
11-27-2010	Mississippi State (NR/25)	23	31
10-15-2011	Alabama (NR/2)	7	52
10-22-2011	Arkansas (NR/9)	24	29
10-29-2011	at Auburn (NR/23)	23	41
<b>11-19-2011</b>	<b>LSU (NR/1)</b>	<b>3</b>	<b>52</b>
9-15-2012	Texas (NR/12)	31	66
<b>9-29-2012</b>	<b>at Alabama (NR/1)</b>	<b>14</b>	<b>33</b>
11-3-2012	at Georgia (NR/6)	3	52
11-17-2012	at LSU (NR/7)	35	41
11-24-2012	Mississippi State (NR/24)	41	24
9-14-2013	at Texas (25/NR)	44	23
<b>9-28-2013</b>	<b>at Alabama (21/1)</b>	<b>0</b>	<b>25</b>
10-5-2013	at Auburn (24/NR)	22	30
10-12-2013	Texas A&M (NR/9)	38	41
10-19-2013	LSU (NR/6)	27	24
11-23-2013	Missouri (24/8)	10	24
8-28-2014	Boise State -5 (18/NR)	35	13
9-6-2014	at Vanderbilt (15/NR)	41	3
9-13-2014	Louisiana-Lafayette (14/NR)	56	15
9-27-2014	Memphis (10/NR)	24	3
<b>10-4-2014</b>	<b>Alabama (11/1)</b>	<b>23</b>	<b>17</b>
10-11-2014	at Texas A&M (3/14)	35	20
10-18-2014	Tennessee (3/NR)	34	3
10-25-2014	at LSU (3/23)	7	10
11-1-2014	Auburn (4/3)	31	35
11-8-2014	Presbyterian (11/NR)	48	0
11-22-2014	at Arkansas (8/NR)	0	30
11-29-2014	Mississippi State (18/4)	31	17
12-31-2014	TCU - 10 (9/6)	3	42

- 1 - at Memphis, Tenn.
- 2 - Delta Bowl; Memphis, Tenn.
- 3 - Sugar Bowl; New Orleans, La.
- 4 - at Little Rock, Ark.
- 5 - at Atlanta, Ga.
- 6 - at Jackson, Miss.
- 7 - Cotton Bowl; Dallas, Texas
- 8 - Gator Bowl; Jacksonville, Fla.
- 9 - at Birmingham, Ala.
- 10 - Peach Bowl; Atlanta, Ga.
- 11 - Independence Bowl; Shreveport, La.
- 12 - Liberty Bowl; Memphis, Tenn.
- 13 - Cotton Bowl; Arlington, Texas

Games with No. 1 ranked team in bold



## COACHING HISTORY

Year	Coach	Captain(s)	W	L	T	PF	PA	
1893	Dr. A. L. Bondurant	A. H. Roudebush, LE	4	1	0	120	28	
1894	C. D. Clark	Wm. Henry Cook, FB	6	1	0	120	48	
1895	H. L. Fairbanks	Ewell D. Scales, LH	2	1	0	24	28	
1896	J. W. Hollister	George D. McLean	1	2	0	24	22	
1897	None	Harry D. Priestly	*no team					
1898	T. G. Scarbrough	Eugene P. Campbell, RG	1	1	0	18	16	
1899	W. H. Lyon	Wm. D. Myers, FB	3	4	0	44	47	
1900	Z. N. Estes, Jr.	Wm. D. Myers, FB	0	3	0	5	30	
1901	William Sibley; Daniel S. Martin	F. W. Elmer, RE	2	4	0	34	129	
1902	Daniel S. Martin	John M. Foster, RH	4	3	0	121	46	
1903	Mike Harvey	F. W. Elmer, RH	2	1	1	34	39	
1904	Mike Harvey	Allen P. Dodd, LT	4	3	0	185	106	

### S.I.A.A. ERA

1905	None	Allen P. Dodd, LT	0	2	0	0	29
1906	T. S. Hammond	Cleveland P. Huggins, FB	4	2	0	71	64
1907	Frank Mason	Andrew Wood, RE	0	6	0	6	195
1908	Frank Kyle	Ike C. Knox, RH	3	5	0	99	125
1909	Dr. N. P. Stauffer	W. C. Trotter, LH	4	3	2	99	49
1910	Dr. N. P. Stauffer	John W. McCall, RH	7	1	0	144	9
1911	Dr. N. P. Stauffer	Steve F. Mitchell, LH	6	3	0	184	55
1912	Leo De Tray	J. C. (Red) Adams, C	5	3	0	127	100
1913	William Driver	E. Forrest McCall, E	6	3	1	140	80
1914	William Driver	Frank W. Smythe, LE	5	4	1	110	125
1915	Fred Robbins	J. H. (Pop) Harris, T	2	6	0	51	334
1916	Fred Robbins	C. Allen Anderson, C	3	6	0	128	188
1917	C. R. (Dudy) Noble	Roy Bridges, QB	1	4	1	49	216
1918	C. R. (Dudy) Noble	Edward H. Ray, HB	1	3	0	39	53
1919	R. L. Sullivan	Edmund Cowart, E	4	4	0	105	127
1920	R. L. Sullivan	Rufus Creekmore, C	4	3	0	217	85
1921	R. L. Sullivan	Howard D. Robinson, FB	3	6	0	179	133

### SOUTHERN CONFERENCE ERA

1922	R. A. Cowell	Calvin C. Barbour, Jr., HB-QB	4	5	1	87	183
1923	R. A. Cowell	John T. Montgomery, HB	4	6	0	81	145
1924	Chester Barnard	Claude Smithson, HB	4	5	0	36	142
1925	Homer Hazel	John (Bat) Mustin, WB	5	5	0	147	87
1926	Homer Hazel	Webster Burke, C	5	4	0	113	110
1927	Homer Hazel	Austin Applegate, E	5	3	1	177	80
1928	Homer Hazel	Thad (Pie) Vann, T	5	4	0	156	121
1929	Homer Hazel	W. D. (Dump) Burnett, T-G-FB	1	6	2	73	222
1930	Ed Walker	Dick Peoples, E	3	5	1	128	140
1931	Ed Walker	Neal B. Biggers, HB	2	6	1	73	210
1932	Ed Walker	Lee H. Trapp, G	5	6	0	148	148

### SOUTHEASTERN CONFERENCE ERA

1933	Ed Walker	Game Captains	6	3	2	167	79	
1934	Ed Walker	Game Captains	4	5	1	114	98	
1935	Ed Walker	Game Captains	9	3	0	292	66	
1936	Ed Walker	Marvin L. Hutson, C	5	5	2	150	98	
1937	Ed Walker	F. M. (Bruiser) Kinard, T	4	5	1	127	106	
1938	Harry J. Mehre	Kimble Bradley, QB	9	2	0	232	120	
1939	Harry J. Mehre	Bill Schneller, QB	7	2	0	230	64	
1940	Harry J. Mehre	George Kinard, G	9	2	0	251	100	
1941	Harry J. Mehre	J. W. Davidson, E; H. L. Hazel, G	6	2	1	131	67	
1942	Harry J. Mehre	Dan Wood, C	2	7	0	132	163	
1943	Harry J. Mehre		*no team					
1944	Harry J. Mehre	Bob McCain, E-HB	2	6	0	77	178	
1945	Harry J. Mehre	Bob McCain, E-HB	4	5	0	100	183	
1946	Harold (Red) Drew	Ray Poole, RE	2	7	0	76	144	
1947	John H. Vaught	Charles Conerly, TB	9	2	0	256	101	
1948	John H. Vaught	Doug Hamley, T	8	1	0	226	93	
1949	John H. Vaught	Roland Dale, T	4	5	1	246	243	
1950	John H. Vaught	Ken Farragut, C	5	5	0	207	183	
1951	John H. Vaught	Othar Crawford, LG	6	3	1	254	157	
1952	John H. Vaught	Kline Gilbert, RT; Jim Ingram, C	8	1	2	237	96	
1953	John H. Vaught	Ed Beatty, C	7	2	1	236	113	
1954	John H. Vaught	Jimmy Patton, LH; Allen Muirhead, RH	9	2	0	283	47	
1955	John H. Vaught	Vaughn (Buddy) Aliston, LG	10	1	0	251	97	
1956	John H. Vaught	Game Captains	7	3	0	207	82	
1957	John H. Vaught	Jackie Simpson, LG; Gene Hickerson, RT	9	1	1	232	52	
1958	John H. Vaught	Milton Crain, C; Kent Lovelace, RH	9	2	0	215	65	
1959	John H. Vaught	Charles Flowers, FB; Ken Kirk, C	10	1	0	329	21	
1960	John H. Vaught	Jake Gibbs, QB; Warner Alford, LG	10	0	1	266	64	
1961	John H. Vaught	Doug Elmore, QB; Ralph Smith, LE; Billy Ray Jones, LG	9	2	0	326	40	
1962	John H. Vaught	Glynn Griffing, QB; Louis Guy, WB	10	0	0	230	40	
1963	John H. Vaught	Kenny Dill, C; Whaley Hall, T	7	1	2	207	33	
1964	John H. Vaught	Allen Brown, E; Bobby Robinson, G	5	5	1	210	113	
1965	John H. Vaught	Mike Dennis, TB; Stan Hindman, G	7	4	0	166	108	
1966	John H. Vaught	Doug Cunningham, TB; Charles Hinton, C	8	3	0	170	46	
1967	John H. Vaught	Mac Haik, SE; Dan Sartin, DT	6	4	1	174	151	
1968	John H. Vaught	Hank Shows, TE; Robert Bailey, M	7	3	1	178	180	
1969	John H. Vaught	Bo Bowen, FB; Glenn Cannon, S	8	3	0	307	140	
1970	John H. Vaught	Archie Manning, QB; Dennis Coleman, DE	7	4	0	285	220	
1971	Billy R. Kinard	Riley Myers, SE; Paul Dongieux, LB	10	2	0	322	204	
1972	Billy R. Kinard	Don Leathers, OT; Reggie Dill, DE	5	5	0	192	142	

Year	Coach	Captain(s)	W	L	T	PF	PA
1973	Billy R. Kinard; John H. Vaught	Norris Weese, QB; Jim Stuart, LB	6	5	0	202	177
1974	Ken Cooper	Dick Lawrence, OT; Stump Russell, LB; Kenny King, LB	3	8	0	135	241
1975	Ken Cooper	Paul Hofer, FB; Ben Williams, DT-MG; Kenny King, LB	6	5	0	170	162
1976	Ken Cooper	Wade Griffin, TE; George Stuart, LB; Reggie Pace, C	6	5	0	153	180
1977	Ken Cooper	George Plasketes, DE; Randy White, OG; Bob Lewis, C	6	5	0	208	196
1978	Steve Sloan	Curtis Weathers, SE; Lawrence Johnson, DT; Bobby Garner, QB	5	6	0	181	240
1979	Steve Sloan	Eddy Householder, LB; John Peel, DE; Leon Perry, FB	4	7	0	251	298
1980	Steve Sloan	Ken Toler, SE; Chuck Commissey, OG; Chris Cottam, OT; Joel Stewart, DB	3	8	0	263	266
1981	Steve Sloan	John Fourcade, QB; Quentin McDonald, DT; Malvin Gipson, TB	4	6	1	167	284
1982	Steve Sloan	Nakita Williams, LB; James Otis, LB; Keith Fourcade, LB; Michael Harmon, SE; Steve Herring, C	4	7	0	208	262
1983	Billy Brewer	Kelly Powell, QB; Buford McGee, TB; Andre Townsend, DT; Dwayne Nesmith, LB	7	5	0	176	255
1984	Billy Brewer	Timmy Moffett, SE; Jamie Holder, FL; Freddie Joe Nunn, DE; Bob Blakemore, DT	4	6	1	194	203
1985	Billy Brewer	Jamie Holder, FL; Nathan Wonsley, TB; Jay Webb, DE; Michael Portis, NG; Tony Rayburn, OL	4	6	1	210	276
1986	Billy Brewer	Jeff Noblin, FS; Mike Fitzsimmons, DT	8	3	1	220	150
1987	Billy Brewer	Todd Irvin, OT; Jeff Herrod, LB	3	8	0	223	309
1988	Billy Brewer	Bryan Owen, K; Wesley Walls, TE; Stevon Moore, CB	5	6	0	221	223
1989	Billy Brewer	Tony Bennett, OLB; Tim Brown, OG; Pat Coleman, FLK; John Darnell, QB	8	4	0	267	285
1990	Billy Brewer	Shawn Cobb, ILB; Chris Mitchell, SS; Kelvin Pritchett, DT; Dawson Pruett, C	9	3	0	257	191
1991	Billy Brewer	Darron Billings, RB; Jeff Carter, FS; Cliff Dew, C; Phillip Kent, OLB	5	6	0	242	223
1992	Billy Brewer	Chad Brown, DT; Everett Lindsay, OT; Cory Philpot, RB; Lynn Ross, LB; Russ Shows, QB	9	3	0	230	174
1993	Billy Brewer	Gary Abide, LB; Clint Conlee, OT; Johnny Dixon, SS; Dewayne Dotson, LB	6	5	0	242	142
1994	Joe Lee Dunn	Alundis Brice, CB; Jerry Graeber, FS; Abdul Jackson, LB; Jeff Miller, OT; Josh Nelson, QB	4	7	0	246	205
1995	Tommy Tuberville	Renard Brown, DE; Dou Innocent, RB; David Knott, DB; Darrell Moncus, C; David Vinson, C; Trey Wicker, DE	6	5	0	209	208
1996	Tommy Tuberville	Lawrence Adams, H-Back; Derek Jones, CB; Kris Mangum, TE; Kyle Wicker, DE	5	6	0	203	270
1997	Tommy Tuberville	John Avery, RB; Walker Jones, LB; Stewart Patridge, QB; Nate Wayne, LB	8	4	0	233	209
1998	Tommy Tuberville; David Cutcliffe	Matt Luke, C; Gary Thigpen, CB	6	5	0	245	256
1999	David Cutcliffe	Kendrick Clancy, DT; Cory Peterson, WR; Armegis Spearman, LB; Tim Stickland, CB; Todd Wade, OL	8	4	0	296	203
2000	David Cutcliffe	Derrick Burgess, DE; Shane Elam, DE; Romaro Miller, QB; Deuce McAllister, RB	7	5	0	314	280
2001	David Cutcliffe	Terrence Metcalf, OT; Syniker Taylor, CB; Anthony Sims, DE; Charles Stackhouse, FB; Kevin Thomas, LB	7	4	0	391	310
2002	David Cutcliffe	Ben Claxton, C; Lanier Goethie, LB; Eddie Strong, LB; Doug Zeigler, TE	7	6	0	351	331
2003	David Cutcliffe	Charlie Anderson, DE; Chris Collins, WR Eli Manning, QB; Jesse Mitchell, DE	10	3	0	442	285
2004	David Cutcliffe	Doug Buckles, OL; Kerry Johnson, WR; Marcus Johnson, OL; Rob Robertson, LB; Eric Oliver, DB	7	0	215	278	
2005	Ed Orgeron	Michael Bozeman, NT; Tre' Stallings, OL	3	8	0	148	245
2006	Ed Orgeron	Patrick Willis, LB; Andrew Wicker, OL	4	8	0	188	275
2007	Ed Orgeron	Game Captains	3	9	0	241	342
2008	Houston Nutt	Jason Cook, FB; Peria Jerry, DT; Michael Oher, OT; Jamarca Sanford, S	9	4	0	417	247
2009	Houston Nutt	Daverin Gerald, C; Marshay Green, CB; John Jerry, OT; Kendrick Lewis, FS; Dexter McCluster, RB-WR; Marcus Tillman, DE; Patrick Trahan, LB	9	4	0	384	230
2010	Houston Nutt	Lionel Breaux, WR; Johnny Brown, S; Jonathan Cornell, LB; Kentrell Lockett, DE; Jerrell Powe, DT	4	8	0	367	422
2011	Houston Nutt	Brandon Bolden, RB; Wayne Dorsey, DE; Derrick Herman, WR; Kentrell Lockett, DE; Bradley Sowell, OT; Marcus Temple, CB	2	10	0	193	385
2012	Hugh Freeze	Game Captains	7	6	0	409	359
2013	Hugh Freeze	Game Captains	8	5	0	390	308
2014	Hugh Freeze	Game Captains	9	4	0	368	208

\* Yellow Fever Epidemic

† Board of Trustees ruling

Overall records include bowl results; total points include only regular-season contests up to 2001 season

## ASSISTANT COACHES/STAFF HISTORY

- ALDRIDGE, Miles (Gardner-Webb, 1971) — Defensive Ends, 1980; Defensive Line, 1981; Inside Linebackers, 1982
- ALFORD, Warner, (Ole Miss, 1961) — Defensive Line, 1971-73
- ALLEN, Jody (Valdosta State, 1983) — Wide Receivers, 1987-89 Running Backs, 1989-91
- ALLEN, Tom (Maranatha Baptist, 1992) — Special Teams Coordinator/Linebackers, 2012-14
- AUSMUS, Aaron (Tennessee, 1998) — Head Strength Coach, 2005-07
- AUSTIN, Kent (Ole Miss, 1985) — Offensive Coordinator/ Quarterbacks, 2008-09
- BASKIN, Weems O. (Auburn, 1928) — Ends, 1938; Line, 1939-41
- BATOON, Corey (Long Beach State, 1991) — Director of Player Development, 2012; Director of Recruiting Operations, 2013-14
- BEAUMONT, Mike (Arkansas State, 1992) — Director of Football Operations, 2008-11
- BECKETT, Brandon (Ole Miss, 1999) — Assistant Strength Coach, 2005-06
- BECKISH, Larry, (Wichita State, 1964) — Offensive Coordinator/ Quarterbacks, 1992-93
- BENDER, Dave, (Rutgers) — Line, 1925
- BERGALOWSKI, Chet (Ole Miss, 1967) - Assistant, Junior Varsity, 1977
- BERRYMAN, Jim (Livingston, 1971) — Defensive Ends, 1987
- BISACCIA, Richard (Yankton, 1986) — Special Teams/Running Backs, 1998 Independence Bowl-1999; Assistant Head Coach, 2000-01
- BLAIR, George, (Ole Miss, 1961) — Junior Varsity, 1977
- BREWER, Gunter (Wake Forest, 1987) — Associate Head Coach/ Passing Game Coordinator/ Wide Receivers, 2011
- BRUMBELLOW, Lester (Mike), (TCU, 1930) — Scout-Assistant Coach, 1946-49
- BURKE, Webster (Webb), (Ole Miss, 1927) — Line, 1927, 1933-37
- BURNS, Keith (Arkansas, 1982) — Secondary, 2011
- CAIN, John L. (Alabama, 1933) — Offensive Backs, 1947-70; Freshman, 1971
- CALDWELL, Steve, (Arkansas State, 1978) — Defensive Ends, 1995, (Spring)
- CAMPBELL, Tilden (Happy), (Alabama, 1935) — Backfield, 1946
- CANTY, Bill (Furman, 1962) — Receivers, 1978; Defensive Backs, 1979-80; Defensive Coordinator, 1981-82; Running Backs, 1983-85; Offensive Coordinator, 1986-87
- CARLISLE, Jack, (Mississippi State, 1952) — Junior Varsity, 1975-76; Offensive Backfield, 1977
- CARMODY, Jim, (Tulane, 1956) — Defensive Line, 1974; Defensive Line/ Defensive Coordinator, 1975-77; Assistant Head Coach-Defensive Line, 1992-94
- CARTER, Gary (Gardner Webb, 1979) — Recruiting Coordinator, 1990-91
- CASE, Ron (Carson-Newman, 1973) Defensive Secondary, 1983-87, Defensive Coordinator, 1987, Defensive Secondary, 1988
- CHEATHAM, Steve (Mississippi State, 1978) — Director of Football Operations, 2003-04
- COLEMAN, Thamas N. (Auburn, 1957) — “B” Team Offense, 1973; Defensive Ends, 1974-77
- COOPER, Ken, (Georgia, 1959) — Offensive Line, 1971-73
- COPE, Bob (Carson-Newman, 1961) — Linebackers, 1981
- CORRAO, David (Arizona, 1997) — Linebackers, 2007
- CRANE, Paul, (Alabama, 1965) — Defensive Coordinator, 1978-80
- CRAWFORD, Edward S., (Eddie) (Ole Miss, 1957) — Assistant Coach 1962-70; Offensive Backfield, 1971-73; Receivers, 1974-76
- CRENNEL, Romeo, (Western Kentucky, 1970) — Defensive Line, 1978-79
- CROPP, John (Vanderbilt, 1961) — Offensive Coordinator/ Offensive Backfield, 1978-82
- CROSBY, Anthony (Louisiana Tech, 2008) — Assistant Strength Coach, 2013
- DeLEONE, George (Connecticut, 1970) — Offensive Line, 2005
- DALATRI, Rich, (Louisiana Tech, 1982) — Strength Coach, 1984
- DALE, Roland H., (Ole Miss, 1950) — Ends-Linebackers, 1960-71
- DAMERON, Kim (Arkansas, 1983) — Safeties, 2008-10
- DANIELS, Keith (Miss. College, 1970) — Assistant Offensive Backfield, 1977, 1987-88; Running Backs, 1992-94
- DAVIDSON, J. W. (Wobble) (Ole Miss, 1942) — Ends, 1942; Assistant Coach, 1945-68
- DECKER, Don (Evangel, 1988) — Strength Coach, 2008-11
- DICKERSON, Ron, Jr. (Arkansas, 1996) — Wide Receivers, 2008-10
- DICKEY, Gerry (Wichita State, 1983) — Director of Football Operations; 1998 Independence Bowl; 1999-2002
- DILDY, Joe (Alabama, 1935) — Line, 1942
- DORSEY, Larry (Tennessee State University, 1975) — Wide Receivers, 1989
- DRIESBACH, Chuck (Villanova, 1975) — Secondary, 1989; Defensive Coordinator/Linebackers, 2002-04
- DUNN, Don (East Tennessee State, 1976) — Defensive Tackles, 1995-98
- DUNN, Joe Lee, (Tennessee-Chattanooga, 1968) — Defensive Coordinator/Inside Linebackers, 1992-94
- DURFEY, Noel (Lincoln Memorial, 1991) — Assistant Strength Coach, 2001-07
- EALY, Clifton (Central Arkansas, 1982) — Director of Community Relations, 2008-11
- EDGINGTON, Darren (Middle Tennessee, 1997) — Assistant Strength Coach, 2006-07
- FARRAR, Barney (Delta State, 1983) — Director of External Affairs, 2006; Director of High School & Junior College Relations, 2012-14
- FREEZE, Hugh (Southern Miss, 1992) — Director of External Affairs, 2005; Recruiting Coordinator/Tight Ends, 2006; Recruiting Coordinator/Wide Receivers, 2007
- GIBBS, Jerry D. (Jake) (Ole Miss, 1961) — Assistant Coach, 1965-70
- GOODE, Tom (Mississippi State, 1961) — Assistant Head Coach/ Offensive Line, 1978-82
- GRAHAM, B. L. (Country), (Ole Miss, 1939) — Assistant Coach/ Scout, 1950-62
- GRAN, Eddie, (California Lutheran, 1987) — Running Backs, 1995-98
- GRAY, Ronnie (Mississippi State, 1970) — Defensive Line, 1982
- HALE, Edwin (Goat), (Mississippi College, 1922) — Assistant Coach-Scout, 1937-45
- HARRIS, Maurice (Arkansas State, 1998) — Director of Internal Operations, 2006; Recruiting Coordinator for Offense/Tight Ends, 2012-14
- HATHORN, Samuel B. (Ole Miss, 1911) — Line, 1923
- HEARD, Grant (Ole Miss, 2001) — Wide Receivers, 2012-14
- HENRY, Robert (Ole Miss, 1977) — Defensive Coordinator/Inside Linebackers, 1988-91
- HINES, David (Arkansas State, 1976) — Receivers, 1983-85; Running Backs, 1986
- HOBBY, Marion (Tennessee, 1989) — Defensive Ends, 1998 Independence Bowl; 1999-2004
- HOPSON, Jay (Ole Miss, 1992) — Defensive Backs/Recruiting Coordinator, 2004
- HORTON, Freeman, (Southern Mississippi, 1979) — Defensive Ends, 1992-93; Outside Linebackers, 1994
- HOVIOUS, John A. (Junie), (Ole Miss, 1942) — Defensive Backfield, 1951-71; Freshman, 1946-50, 1972-73; Junior Varsity, 1974
- HOWELL, Max (Troy State, 1970) — Recruiting Coordinator, 1989
- HUGHES, Tony (Southern Miss, 1980) — Assistant Defensive Backs, 2005-06; Tight Ends, 2007
- JACKSON, Paul (Montclair State, 2006) — Head Strength & Conditioning Coach, 2012-14
- JASKWHICH, Charles O. (Chuck), (Notre Dame, 1933) — Backfield, 1938-41
- JERNIGAN, R. C., — Assistant Coach, 1920
- JOHNSON, Frank, (Georgia, 1936) — Line, 1938
- JONES, Jason (Alabama, 2001) — Co-Defensive Coordinator/ Cornerbacks, 2013-14
- JONES, Mike (Utah State, 1973) — Strength Coach, 1985-87
- JONES, Walker (Ole Miss, 1998) — Coordinator of Football Operations, 2003
- KAUFMAN, Art (Arkansas-Monticello, 1980) — Outside Linebackers, 1989-91; Defensive Coordinator/Linebackers, 1995-2000
- KEHOE, Art (Miami, 1982) — Assistant Head Coach/Offensive Line, 2006-07
- KIFFIN, Chris (Colorado State, 2005) — Recruiting Coordinator for Defense/ Defensive Line, 2012-14
- KINARD, Frank M. (Bruiser), (Ole Miss, 1938) — Offensive Line, 1948-70
- KNOWLES, Jim (Cornell, 1987) — Linebackers, 2003
- KNOX, Greg (Northeastern State, 1986) — Wide Receivers, 1995-98
- KUECK, Larry (Stephen F. Austin, 1975) — Offensive Coordinator, Quarterbacks, 1994
- LATINA, John (Virginia Tech, 1979) — Offensive Line, 1998 Independence Bowl-1999; Offensive Coordinator, 2000-04
- LAVIGNE, Tom (Grambling, 1975) — Defensive Backs, 1998 Independence Bowl; 1999-2000
- LEE, David (Vanderbilt, 1975) — Quarterbacks, 1978-82; Offensive Coordinator/ Quarterbacks, 2011
- LIMBAUGH, Tommy (Alabama, 1967) — Recruiting, 1978-80, 1982; Tight Ends, 1981
- LINDSEY, Don (Arkansas-Monticello, 1965) — Defensive Coordinator/ Linebackers, 2001
- LOVETT, John (C.W. Post College, 1973) — Defensive Backs, 1995-98
- LUBICK, Matt (Colorado State, 1995) — Wide Receivers, 2005-06
- LUKE, Matt (Ole Miss, 2000) — Tight Ends/Assistant Offensive Line, 2002-04; Tight Ends/Recruiting Coordinator, 2005; Co-Offensive Coordinator/Offensive Line, 2012-14
- LUKE, Tom (Ole Miss, 1992) — Director for Football Operations, 2005; Director of Player Development, 2013-14
- MacINTYRE, George (Miami, 1961) — Defensive Coordinator, 1978
- MacINTYRE, Mike (Georgia Tech, 1989) — Receivers/Recruiting Coordinator; 1998 Independence Bowl; 1999-2000; Defensive Backs/Recruiting Coordinator, 2001-02
- MARKUSON, Mike (Hamline, 1983) — Offensive Line, 2008-11/Running Game Coordinator, 2008-09; 2011/Co-Offensive Coordinator, 2010
- MATOUS, Ken (Wichita State, 1979) — Wide Receivers, 1991-93
- MAZZONE, Noel (New Mexico, 1980) — Offensive Coordinator/ Quarterbacks, 1995-98; Offensive Coordinator/ Quarterbacks, 2005
- McCRONE, Ron (Florida, 1967) — Outside Linebackers, 1982
- McCULLERS, Charles (Tampa, 1962) — Backfield, 1974-76
- McGRAW, Robert (Delta State, 1961) — Offensive Coordinator, 1983-85; Offensive Line, 1983-87
- McGRIFF, Wesley (Savannah State, 1990) — Co-Defensive Coordinator/ Cornerbacks, 2012
- McLEOD, Kent (Ole Miss, 1999) — Coordinator of Football Operations, 2005-07
- McNEEL, Taylor (Louisiana Tech, 1959) — Defensive Backfield, 1972-74
- MENDOZA, Ruben (Wayne State, 1989), Head Strength Coach, 2001-04
- MERRITT, Mickey (Louisiana Tech, 1970) — Defensive Ends, 1983-86
- MIDDLETON, Ron (Auburn, 1985) — Tight Ends, 1998 Independence Bowl; 1999-2001; Running Backs/Special Teams, 2002-03
- MILLER, John (Southern Miss, 1999) — Director of Football Operations, 2012-14
- MISITA, Tony (Southeastern Louisiana, 1955) — Linebackers, 1977; Defensive Line, 1978-80; Recruiting, 1981
- MITCHELL, Chris (Ole Miss, 1992) — Assistant Strength Coach, 1994-97
- MUSTIN, Robert Wm. (Billy), (Ole Miss, 1950) — “B” Team Offense, 1963-72.
- NALL, Hugh (Georgia, 1982) — Offensive Line, 1995-98
- NEAL, John (Brigham Young, 1980) — Defensive Backs, 1992-94
- NIELSON, Ryan (Southern California, 2002) — Defensive Line, 2005-07
- NIX, Derrick (Southern Miss, 2002) — Running Backs, 2008-14
- NIX, Tyrone (Southern Miss, 1995) — Assistant Head Coach/Defensive Coordinator/ Linebackers, 2008-11
- NUNN, Arlington (Clemson, 1991) — Running Backs, 2004
- NUTT, Danny (Arkansas, 1985) — Director of Player Development, 2008-11
- OKEY, Chuck (Presbyterian, 1986) — Strength Coach, 1988-94
- PANNUNZIO, Joe (Southern Colorado, 1982) — Tight Ends/Special Teams, 1995-98
- PARKER, Johnny (Ole Miss, 1968) — Strength Coach, 1980-83
- PARKER, “Red” (Arkansas-Monticello, 1953) — Offensive Coordinator/ Quarterbacks, 1988-91
- PETRI, Rick (Missouri-Rolla, 1976) — Defensive Tackles, Nose Guards, 1989-91; Defensive Tackles, 1998 Independence Bowl; 1999-2004
- PIERCE, Benjy (Arkansas-Monticello, 1981) — Strength Coach, 1995-2000
- POPE, Mike (Lenoir Rhyne, 1964) — Offensive Line, 1978; Receivers, 1979-82
- POOLE, James E. (Buster), (Ole Miss, 1947) — Defensive Line, 1947-70
- POOLE, Ray S. (Ole Miss, 1947) — “B” Team Defense, 1955-74
- PRICE, Terry (Texas A&M, 1993) — Defensive Ends, 1995-98; Defensive Line, 2009-11
- PRUETT, Bob (Marshall, 1965) — Secondary, 1990-91
- RADER, Dave (Tulsa, 1980) — Co-Offensive Coordinator/ Quarterbacks, 2010
- RANDOLPH, Tony (Missouri, 2012) — Assistant Strength Coach, 2013
- RIPPON, Chris (Southern Connecticut, 1982) — Special Teams Coordinator/Defensive Backs, 2005-07
- ROCKER, Tracy (Auburn, 1992) — Defensive Line, 2008
- ROPER, Kurt (Rice, 1995) — Quarterbacks, 1998 Independence Bowl; 1999-2001; Quarterbacks/Passing Game Coordinator, 2002-04
- SAUNDERS, David (Auburn, 1982) — Director of High School and Community College Relations, 1999-2002; Linebackers, 2006; Administrative Operations Coordinator, 2010

SCHARNHORST, Jacob (Northern Colorado, 2002) — Assistant Strength Coach, 2006-07

SHADEED, Matt (Southern Miss, 2009) — Assistant Strength Coach, 2012-13

SHIBEST, James (Arkansas, 1988) — Special Teams Coordinator/ Tight Ends, 2008-11

SLOCUM, Shawn (Texas A&M, 1988) — Assistant Head Coach/ Linebackers, 2005

SMALLING, Charles (Chuck), (Stanford, 1930) — Backfield, 1930-37

SMITH, C. M. (Tad), (Ole Miss, 1930) — Backfield, 1929; Freshman, 1930-37; Acting Backfield, 1942

SMITH, George (Central Arkansas, 1971) — Quarterbacks, 1983-85; Receivers, 1986

SMITH, Melvin (Millsaps, 1982) — Tight Ends, 1992-93; Wide Receivers, 1994

SMITH, Tony (Gardner-Webb, 1995) — Assistant Strength Coach, 2004

SMITH, Vernon (Catfish), (Georgia, 1932) — Ends, 1939-41

STARK, Ronald M. (Northeast Missouri, 1961) — Offensive Line, 1975-76

STILES, Wayne (Tennessee, 1970) — Recruiting, 1984-88

STONE, Edwin G. (Ole Miss, 1934) — Scout/Assistant Coach, 1944-47

STRONG, Charlie (Henderson State, 1983) — Wide Receivers, 1990

STUDZINSKI, Dominic (Sioux Falls, 2009) — Assistant Strength Coach, 2012-13

SULLINS, S. E. (North Alabama, 1962) — Linebackers, 1987

SWAYZE, Thomas K. (Ole Miss, 1933) — Assistant Coach, 1947-71

TERRELL, Bus (Rutgers) — Line, 1926

THOMAS, James "T" (Miss. Industrial, 1962) — Tight Ends, 1983-91

THOMAS, Lane (Southeastern Louisiana, 1987) — Assistant Strength and Conditioning Coach, 1991-92

THOMPSON, John (Central Arkansas, 1978) — Defensive Coordinator/ Defensive Backs, 2007

THOMPSON, John (Lambuth, 2006) — Senior Assistant Strength Coach, 2012

THOMPSON, Tommy (Southern Illinois-Carbondale, 1973) — Assistant Offensive Backfield, 1975-76

TORBUSH, Carl (Carson-Newman, 1974) — Defensive Coordinator, 1983-86

TRAVIS, Larry (Florida, 1963) — Linebackers, 1972-73; Offensive Line, 1974

TYLER, Bob (Ole Miss, 1958) — Receivers, 1968-70

VAUGHN, Chris (Murray State, 1998) — Recruiting Coordinator/ Cornerbacks, 2008-11

VAUGHT, John H. (TCU, 1933) — Line, 1946

WICKERS, Jimmy (Georgia, 1960) — Offensive Line, 1977


VINSEL, Kenneth P. (Grinnell College) — Freshman/Varsity Line, 1923-25

VINSON, Mike (Arkansas, 1993) — Assistant Strength and Conditioning, 1997-2000

WELLS, David (Ole Miss, 1966) — Receivers, 1977

WERNER, Dan (Western Michigan, 1983) — Offensive Coordinator/ Quarterbacks, 2006-07; Co-Offensive Coordinator/ Quarterbacks, 2012-14

WHATLEY, James W. (Alabama, 1936) — Line, 1946-49



*Doc Knight (right) served as athletic trainer at Ole Miss from 1947-74, a period which produced six SEC Championships and 27 All-Americans, including quarterback Archie Manning (left) in 1969 and 1970.*

WHEELER, Harold (Southwest Missouri State, 1964) — Defensive Backfield, 1975-77

WICKLINE, Joe (Florida, 1983) — Offensive Line, 1988-94

WILFAWN, Jason (Central College, 1997) — Assistant Strength Coach, 2008-11

WILSON, Barry (Georgia, 1965) — Linebackers, 1974-76

WILSON, Frank (Nicholls State, 1997) — Running Backs, 2005-07

WITHROW, Gary (Pittsburg State, 1964) — Recruiting Coordinator, 1992-94; Tight Ends, 1994

WOMMACK, Dave (Missouri Southern State, 1978) — Defensive Coordinator/Safeties, 2012-14

WOOD, Dick (Auburn, 1960) — Quarterbacks, Receivers, 1971-73

WOODS, T.D. (Tennessee, 1990) — Receivers, 2001-04

YOUNGBLOOD, Robert (Arkansas State, 1961) — Assistant Head Coach/ Noseguards, Defensive Tackles, 1983-88

GETCHELL, K. P. — 1930-33

HUTSON, Marvin (Ole Miss, 1937) — 1942

JERNIGAN, Pat (Valdosta State, 1998) — 2012-14

KNIGHT, Wesley I. (Doc), (Springfield, 1935) — 1947-74

LOLLAR, Alan (Miss. State, 1981) — Assistant, 1987-92

LYSINGER, Ray (Eastern Illinois, 2008) — Assistant, 2013-14

MOORE, Jeffrey (Ole Miss, 1992) — Assistant, 1994-97

MULLINS, Leroy (Eastern Kentucky, 1965) — 1975-96, 1998-2003

MULLINS, Tim (Ole Miss, 1991) — 1997-2011

PETRONE, Jo Jo (Vanderbilt, 1980) — Assistant, 1982-86

PLUMMER, Jared (East Carolina, 2004) — Assistant, 2009-11

SCHWARTZ, Lynnette (East Carolina, 1988) — Assistant, 1990-91; 1993-97

SINGLETARY, Shannon (Ole Miss, 1995) — 2004-14

STEINHAUS, Tim (Lindenwood, 2000) — Assistant, 2007-08

STUART, Jack (Alabama, 1939) — 1940-41

## ATHLETIC TRAINERS

ALDERMAN, Jessie (Ole Miss, 1938) — 1945-46

BEEAMAN, Leslie (New Mexico State, 1981) — Assistant, 1992

BOEHLER, George (Doc), (Washington State) — 1935-38

COLEMAN, Laran dust (West Alabama, 2004) — Assistant, 2007-14

FLETCHER, Spence (Ole Miss, 1990) — Assistant, 1993-94

GAHAN, Eric (Canisius, 2000) — Assistant, 2006

GARL, Tim (Alabama, 1978) — Assistant, 1979-82

## EQUIPMENT MANAGERS

BARNES, Blake (Ole Miss, 1979) — 1979-95

CRAIN, Ken (Ole Miss, 1996) — 2005-14

DAGGETT, John (Delta State, 1968) — 1974-78

ROSS, John (Ole Miss, 1995) — Assistant, 1994-95; Head, 1996-2004

SANDERS, Wm. H. "Billy" "Nub", (Ole Miss, 1952) — 1951-73

## HEAD COACHES COMPOSITE RECORDS

Year(s)	Head Coach(es), Alma Mater	G	W	L	T	Pct	PF	PA
2012-14	Hugh Freeze, Southern Miss	39	24	15	0	.615	1167	875
	<i>Freeze Bowl Record, 2-1</i>							
2008-11	Houston Nutt, Oklahoma State	50	24	26	0	.480	1,361	1,284
	<i>Nutt Bowl Record, 2-0</i>							
2005-07	Ed Orgeron, Northwestern State	35	10	25	0	.286	584	862
1998-2004	David Cutcliffe, Alabama	68	40	28	0	.588	1,951	1,636
	<i>Cutcliffe (With Bowl Record, 4-1)</i>	69	44	29	0	.603	2,109	1,779
1995-98	Tommy Tuberville, Southern Arkansas	44	24	20	0	.545	890	943
	<i>Tuberville (With Bowl Record, 1-0)</i>	45	25	20	0	.556	924	974
1994	Joe Lee Dunn, Chattanooga	11	4	7	0	.364	246	205
1983-93	Billy Brewer, Ole Miss	121	64	54	3	.541	2,482	2,431
	<i>Brewer (With Bowl Record, 3-2)</i>	126	67	56	3	.544	2,563	2,379
1978-82	Steve Sloan, Alabama	55	20	34	1	.372	1,080	1,350
1974-77	Ken Cooper, Georgia	44	21	23	0	.477	666	779
1947-70; 1973	John H. Vaught, TCU	245	180	53	12	.759	5,856	2,622
	<i>Vaught (With Bowl Record, 10-8)</i>	263	190	61	12	.745	6,118	2,759
1971-73	Billy R. Kinard, Ole Miss	24	15	9	0	.625	551	386
	<i>Kinard (With Bowl Record, 1-0)</i>	25	16	9	0	.640	592	404
1946	Harold (Red) Drew, Bates	9	2	7	0	.222	76	144
1938-45	Harry J. Mehre, Notre Dame	66	39	26	1	.598	1,153	875
1930-37	Ed. L. Walker, Stanford	83	38	37	8	.506	1,199	945
	<i>Walker (With Bowl Record, 0-1)</i>	84	38	38	8	.500	1,218	965
1925-29	Homer Hazel, Rutgers	46	21	22	3	.489	666	620

Year(s)	Head Coach(es), Alma Mater	G	W	L	T	Pct	PF	PA
1924	Chester Barnard, Missouri Teachers	9	4	5	0	.444	36	142
1922-23	R. A. Cowell, Illinois	20	8	11	1	.425	168	328
1919-21	R. L. Sullivan, Missouri Normal	24	11	13	0	.458	501	346
1917-18	C. R. (Dudy) Noble, Mississippi A&M	10	2	7	1	.250	88	269
1915-16	Fred Robbins, Vanderbilt	17	5	12	0	.294	179	522
1913-14	William Driver, Missouri	20	11	7	2	.600	250	205
1912	Leo De Tray, Chicago University	8	5	3	0	.625	127	100
1909-11	Dr. N. P. Stauffer, Penn. University	27	18	7	2	.704	427	113
1908	Frank Kyle, Vanderbilt	8	3	5	0	.375	99	125
1907	Frank Mason, Harvard	6	0	6	0	.000	6	195
1906	T. S. Hammond, Michigan	6	4	2	0	.667	71	64
1903-04	Mike Harvey, Auburn	11	6	4	1	.590	219	145
1902	Daniel S. Martin, Auburn	7	4	3	0	.571	121	46
1901	William Shibley, Virginia							
	Daniel S. Martin, Auburn	6	2	4	0	.333	34	129
1900	Z. N. Estes, Jr., Virginia	3	0	3	0	.000	5	30
1899	W. H. Lyon, Yale	7	3	4	0	.429	44	47
1898	T. G. Scarbrough	2	1	1	0	.500	18	16
1896	J. W. Hollister, Michigan	3	1	2	0	.333	24	28
1895	H. L. Fairbanks, Bowdoin	3	2	1	0	.667	24	28
1894	C. D. Clark, Tufts	7	6	1	0	.857	120	48
1893	Dr. A. L. Bondurant, Hampden-Sydney	5	4	1	0	.800	120	28

## ALL-TIME LETTERMEN

### A

Abdo, Nicholas, QB, 1927  
 Abide, Gary, LB, 1989-90-91-92-93 (co-c)  
 Ables, Christopher R. (Chris), Mgr., 2013  
 Ables, Winifred Wayne, mgr., 1980  
 Abrams, Alan J., RB, 2004  
 Aby, Hulette F., 1896  
 Actis, Corey J., C, 2006-07  
 Adamcik, Rich, OT, 1986; OG, 1987  
 Adams, Billy Ray, FB, 1959-60-61  
 Adams, John C., C, 1909-10-11-12 (c)  
 Adams, Kelly Christopher (Chris), WR, 2008  
 Adams, Lawrence A., Jr., QB, 1992-93; SS, 1995; HB, 1996 (co-c)  
 Adams, Robert O. (Tiger), E, 1952-53-54  
 Adams, Seth H., QB, 2006-07  
 Adams, Winfred C., sub-RG, 1908-09  
 Adebayo, Quincy O., WR, 2013-14  
 Ainsworth, Stephen Gregory, TB, 1970-71-72  
 Akin, Wm. E. (Dooley), FB, 1921-22-23-24  
 Albarrain, Matthew Christian, DB-K, 2007  
 Albritton, Sam, DT, 1984  
 Aldridge, John B., DT, 1968-69-70  
 Aldridge, Walter P. (Bo), T, 1962-63-64  
 Alexander, Alishma R., TB, 1997  
 Alexander, Charles H., Jr., mgr., 1972  
 Alexander, George E., E, 1920-21  
 Alexander, Jud, OG, 1983-84; OG-C, 1985  
 Alexander, Raymond M., DE, 1974  
 Alford, Anthony, DB, 2014  
 Alford, John Warner, LG, 1958-59-60 (co-c)  
 Alford, Josh, video, 2003-04  
 Alford, Neil H., TE-OG, 1995  
 Allen, Charles B., FB-QB, 1923-24-25  
 Allen, Elmer Dale, ST, 1969; DT, 1970-71  
 Allen, Herman Eugene, FB, 1971-72-73  
 Allen, Ferbia L., Jr., TE, 2009-10-11-12  
 Allen, John Franklin, G, 1981-82-83  
 Alliston, George B., G, 1966  
 Alliston, Vaughn S., Jr. (Buddy), LG, 1953-54-55 (c)  
 Ambrose, J.R., SE, 1984-85; FL, 1986-87  
 Ames, Charles F., C-T, 1901-02  
 Amos, Dwayne, WR-DB, 1988; RB, 1989; CB, 1990-91-92  
 Amsler, Guy, G, 1920  
 Anderson, Cephus, C, 1913-14; 1916 (c)  
 Anderson, Charlie A., DE, 2000-01-02-03 (co-c)  
 Anderson, James N. (Hoss), FB, 1958-59-60  
 Anderson, Vernon, mgr., 1941  
 Anding, Eli K., WB, 1994; UB, 1995; LB-UB, 1996; FB, 1997  
 Andrews, Stacy D., OL, 2003  
 Applewhite, Austin H., E, 1925-26-27 (c)  
 Arceneaux, Colby D., DB, 2007  
 Armour, LaMark B., DE, 2005; 2007; DT, 2009-10  
 Armstead, Jason E., WR, 2001-02  
 Armstrong, Crowell H., LB, 1969-70-71  
 Armstrong, George W., T, 1923-24  
 Armstrong, James H. (Jamie), WR, 1998-99-2000-01  
 Armstrong, Johnny, DB, 1981-82-83-84  
 Armstrong, Tjji, TE, 1990-91  
 Armstrong, William D. (Billy), DE, 2003  
 Arnette, I.W., T, 1944  
 Arnold, John Wes, Jr., mgr., 1966  
 Arnold, Robert P., LB, 1972; DE, 1973-74  
 Arrington, Perry, C, 1988-89  
 Ashford, Andre L., trainer, 1972  
 Ashley, Tyrone, SE, 1989; FL-DB, 1990; RB-DB, 1991  
 Aston, Vernon (Monk), C, 1935-36-37  
 Aultman, Todd, mgr., 2008  
 Austin, Kent, QB, 1981-82-83-84-85

Austin, Oliver A., mgr., 1910  
 Autrey, Winkey, C, 1937-38-39  
 Avery, John E., RB, 1996-97 (co-c)  
 Ayers, Chris, mgr., 1989  
 Ayers, Richardson, C, 1908  
 Ayodele, Iroko T., DB, 2003-04

### B

Bacon, Jeff, LB, 1984-85-86  
 Bagwell, C.I., T, 1917-18  
 Bagwell, Michael Wm., WB, 1970  
 Baileys, Robert R. (Bob), LB, 1971-72-73  
 Bailey, Darone, OL, 2013  
 Bailey, James, TE 1993  
 Bailey, Jay Alan, LB, 1978  
 Bailey, Robert W., M, 1966-67-68 (co-c)  
 Bailey, William Jason, trainer, 1997-98; video, 1999-2000-01  
 Baker, Jerry E., FB-RHB, 1954-55-56  
 Baker, Mark M. (Mitch), DT, 1997; OG, 1998  
 Baldwin, Randy, RB, 1989-90  
 Ball, John H., HB, 1914; 1916  
 Ball, Warren N. (Bo), E, 1958-59-60  
 Baltz, Shane M., mgr., 2010-11  
 Bane, Bob, mgr., 1977  
 Bangura, Abdulai T. (Abdul), DB, 2012  
 Banks, Nathaniel S. (Nate), DB, 2004-05-06-07  
 Barber, John T., RH, 1954  
 Barbour, Calvin C., Jr., HB-QB 1919-20-21-22 (c)  
 Barfield, Kenneth A., T, 1950-51  
 Barker, Reuben A. (Rube), T, 1911-12  
 Barkley, Samuel Ross, WR, 2000-01-02  
 Barkley, William Donald, LE, 1955; 1957  
 Barlow, Bobby, trainer, 1985-86  
 Barlow, T. Michael, TB, 1974  
 Barnes, Blake, mgr., 1977  
 Barnes, Phillip E. (Gene), DT, 1996-97  
 Barnett, Eddie Lee, G, 1967  
 Barry, Wm. T. (Bill), FLK, 1971-72  
 Barron, William P. (Will), mgr., 2001  
 Bartling, McNeil (Doby), QB, 1934-35  
 Basham, Wm. Earl, T-G, 1959-60-61  
 Baskin, John Frank, DT, 1969  
 Bass, Ian Y., RB, 1999; RB-LB, 2000  
 Bass, Robert C., K, 2005  
 Bates, G.C., RT-LG, 1905-06  
 Batten, H.C., FB, 1926  
 Battiste, Chris, OG, 1992  
 Baumsten, Herb, QB-FB, 1935-36-37  
 Beanland, Gayle C., QB, 1898-99; 1902  
 Beasley, Alyssa, trainer, 2008  
 Beatty, Edwin M., C, 1951-52-53 (c)  
 Beck, John Robert, LB, 1976-77  
 Beck, John W. (Johnny), video, 2001-02  
 Beckett, B.B., LE, 1901-02  
 Beckett, George B., LE, 1900  
 Beckett, Richard C., Jr., RE, 1905  
 Beddenfield, Marcus, E, 1934  
 Beddingfield, Wm. Ray, C, 1963-64-65  
 Bell, Daniel II (Danny), DB, 2003  
 Bell, Jeffrey D., trainer, 1980  
 Bell, Jonathan (Jon), FB, 1992; DE, 1993  
 Bell, Justin L., OL, 2012-13-14  
 Bell, Tim, trainer, 1980-81-82  
 Bello, German M., OL, 1999-2000-01  
 Bender, Charles A., FB, 1913-14  
 Benedetto, Benjamin M. (Ben), FB, 2008  
 Bennett, Bryon L., DL, 2011-12-13-14  
 Bennett, Gardner, G, 1937  
 Bennett, James K. (Bo), DE, 1996; FB, 1997  
 Bennett, Preston (Pep), QB, 1940-41; 1946  
 Bennett, Tony (Gator), DE, 1986; NG, 1987; OLB,

1988-89 (co-c)  
 Bentley, M.C., G, 1929  
 Benton, Robert Hollis, RT, 1958-59-60  
 Benvenuti, Joseph D., DT, 1974  
 Berger, Andrew J. (Andy), WR, 1994  
 Bernard, Dave, FB-HB, 1934-35-36  
 Bernocchi, Robert, T, 1940-41-42  
 Berry, Lance, K, 1992  
 Berry, O.L., mgr., 1925  
 Berry, Ontario, DB, 2012-13  
 Berry, Ryan, mgr., 2003  
 Berryhill, Herman, E, 1934  
 Besselman, Jim, OG, 1986; OT, 1987  
 Bethay, Kenneth Lee, trainer, 1980  
 Bettis, Jeffery A. (Adam), TE, 1996-97-98-99  
 Beville, Scott, mgr., 1988  
 Biddle, RaTavious A. (Taye), WR, 2002-03-04-05  
 Bidgood, Charles S., C, 1947-48  
 Biggers, Neal B., HB, 1929-30-31 (c)  
 Bigham, C.S., sub, 1908  
 Bigham, Justin G., FB, 2011-12; TE, 2013  
 Bilbo, G.W., E-G, 1931-32-33  
 Bilbo, J.P., G, 1935-36-37  
 Bilbrew, Damon A., WR, 1995-96  
 Bilbro, John Wilson, mgr., 2014  
 Biles, George Lacey, HB, 1924-25-26  
 Billings, Darron, FB, 1988; RB, 1990-91 (co-c)  
 Bingham, Dwight, DE, 1982-83-84  
 Binkley, Lesley H. III (Les), K, 1999-2000  
 Bisbing, Willard, LH, 1938  
 Bishop, Clarke D., E, 1949  
 Bishop, Smith, T, 1913-14  
 Black, Willis W., HB, 1954  
 Blackwell, Anse, E, 1938  
 Blackwell, Bernard, LG, 1944-45-46-47  
 Blair, Earl E., LHB, 1952-53-54-55  
 Blair, George L., LHB, 1958-59-60  
 Blair, Wiley S., sub., 1905  
 Blake, Justin C., DE, 1999-2000  
 Blake, Walter G., RG, 1893-94  
 Blakemore, Robert E. (Bob), DE, 1980-81; DT, 1983-84 (co-c)  
 Blalack, Charley, mgr., 1956  
 Blalack, John W., QB, 1954-55-56  
 Blanchard, Reginald, mgr. (video), 1997  
 Blanchard, Travis K., DB, 2000-01-02-03  
 Blankenbaker, R.H., HB-G, 1926-27-28  
 Bledsoe, Trey, WR, 2014  
 Blount, Clayton, HB, 1946  
 Blount, Joseph L., LB, 1967-68-69  
 Blount, Kenneth Lloyd, S, 1970  
 Boatman, Johnny, FB, 1985-86  
 Boatright, Benjamin T. (Ben), K, 2003  
 Bogard, Harold, E, 1935  
 Boggan, Rex Reed, RT, 1949-50; 1954  
 Bolden, Brandon M., RB, 2008-09-10-11 (co-c)  
 Bolden, Saud Paul, DT, 1997  
 Bolin, Treva (Bookie), RG, 1960-61  
 Bonds, Eldridge D. (Bubba), WR-Holder, 1993-94-95  
 Bonds, William A. (Tony), G-C, 2002-03-04-05  
 Bonham, Vince, C, 1988-89  
 Bonner, Antonious D., FS, 1993-94  
 Bontrager, Thomas, trainer, 1984-85  
 Bookout, B.E., HB, 1917  
 Boone, James T. (Pete), C, 1970-71-72  
 Boone, Michael L., DT, 1996-97-98-99  
 Booth, Carl C., III (Cliff), MG, 1968  
 Booth, Thomas Daniel, DL, 2001-02-03-04  
 Boothe, R.V., sub., 1893  
 Bouldin, Daronte L., OL, 2014  
 Bounds, Wayne Stanley (Stan), QB, 1973; 1975  
 Bourdeaux, R.H., sub., 1893  
 Bourne, Robert, G, 1961

Bournes, Kendrick M. (Ken), LB, 2003  
 Boutwell, George, C, 1928-29-30  
 Boutwell, Jeffrey C. (Jeff), WR, 1995-96-97  
 Bowen, B.C., RT, 1898  
 Bowen, John H. (Buddy), Jr., QB, 1946-47-48  
 Bowen, John H., III (Bo), TB, 1967; FB, 1968-69 (co-c)  
 Bowen, Mark Sutton, SE, 1976  
 Bowens, Tim, DT, 1993  
 Bowers, Christopher (Chris) L., DE, 2005-06-07-08  
 Bowers, Samuel H., QB, 1919  
 Bowles, Wallace C., T-G, 1929-30-31  
 Bowman, Gayle, HB, 1955  
 Boyce, Benjamin (Ben) J., C, 2005  
 Boyce, Boykin, G, 1944-45  
 Boyce, Daniel, OG, 1983; LB, 1984-85  
 Boyd, Danny, CB, 1989-90-91-92  
 Boyd, Lucas, mgr., 1953  
 Boyd, Robert C. (Bobby), QB, 1962  
 Boykin, A.L. (Showboat), HB-FB, 1949-50-51  
 Boykin, McKinley, DL, 2002-03-04-05  
 Boyles, Jonas E., Mgr., 2013  
 Bozeman, James Michael, DL, 2002-03-04-05 (co-c)  
 Braddock, William D. (Dusty), DT, 1999-2000-01  
 Bradley, Bruce B., LH, 1949-50  
 Bradley, Kimble, QB, 1936-37-38 (c)  
 Brady, T.P., LT, 1893  
 Braithwaite, Joshua D., DB, 2005  
 Brandon, Gary, mgr., 1978  
 Brandon, Ronnie, mgr., 1980  
 Brasher, Kristopher L. (Kris), trainer, 1995  
 Brashier, Rodgers, G, 1952-53-54  
 Brassell, Nickolas (Nick) J., WR-DB, 2011  
 Brazley, Eugene W., RB, 2014  
 Breaux, Lionel D. Jr., WR, 2007-08-09-10 (co-c)  
 Breland, Hugh Gregory, P, 1973-74  
 Breland, Jesse J., FB-HB, 1912-13  
 Breland, R.Q., mgr., 1923  
 Brenner, George, FB, 1950-51-52  
 Brent, Zachary (Zack) E., OL, 2009-10  
 Brents, Darrell, C, 1944  
 Bressler, Arthur (Art), Jr., OG, 1971-72-73  
 Brewer, Brett, P, 1984  
 Brewer, Derek O., DB, 1980  
 Brewer, Grady, FB, 1945  
 Brewer, Jack, E, 1944  
 Brewer, Joe, G, 1982-83; LB, 1984; NG, 1985  
 Brewer, Johnny Lee, RE, 1957; 1959-60  
 Brewer, Homer E. (Billy), DB-QB, 1957-58-59  
 Breyer, Alex, G, 1934-35-36  
 Brice, Alundis, FS, 1991-92; CB, 1993; CB, 1994 (co-c)  
 Bridgers, David I., C, 1946-47  
 Bridgers, David I., Jr., C, 1968; WG, 1969-70  
 Bridgers, Lloyd M., mgr., 1975  
 Bridges, James T., E, 1951-52  
 Bridges, Roy, QB, 1917 (c)  
 Briggs, Charles E., mgr., 1924  
 Brinkley, Lester, DT, 1985-86-87-88  
 Brister, Fred E., III, LB, 1968-69-70  
 Brister, Herndon, FB, 1930  
 Brister, Thomas S., RE, 1961  
 Britt, Alvin, C-G, 1931-32-33  
 Britt, Oscar, G, 1940-41-42  
 Broadway, James M. (Jim), P, 2012  
 Brooks, Jimmy R., TE-DL, 2002; TE 2003-04-05  
 Broussard, Ken G., T, 1965  
 Brown, Allen, E, 1962-63-64 (co-c)  
 Brown, Alton L., DT, 1971-72  
 Brown, Bryan T., DB, 2003-04-05-06  
 Brown, Burkes, OT, 1991-92  
 Brown, Carter, HB, 1952  
 Brown, Chad, DL, 1991-92 (co-c)  
 Brown, Chelarvez, C. (Chief), DB, 2012-13-14  
 Brown, Colon, HB, 1929-30



## ALL-TIME LETTERMEN

Brown, Dean, SE, 1983; 1985  
 Brown, Ernest Herman, S, 1970; SLB, 1971  
 Brown, Fadol C., DE, 2014  
 Brown, Fred, G, 1946  
 Brown, Jerry G., T, 1959-60-61  
 Brown, Johnny L., DB, 2007-08-09-10 (co-c)  
 Brown, Josh, mgr., 2006-07  
 Brown, Matthew D. (Matt), TE, 2013-14  
 Brown, Melvin A., RB, 1979; CB, 1980-81-82  
 Brown, Michael D., OL, 2010  
 Brown, Patrick, LB, 1982-83-84-85  
 Brown, Raymond L., QB, 1955-56-57  
 Brown, Renard T., FB, 1992-93; DE, 1995 (co-c)  
 Brown, Stuart T., WR, 1995-96-97  
 Brown, Terrell T., DT, 2011; OL, 2012  
 Brown, Tim, OG, 1988-89 (co-c)  
 Brown, Titus, FL, 1986  
 Brown, Tony, OLB, 1990-91  
 Brown, Whitney, trainer, 2004-05-06  
 Brown, Wm. Van, WB, 1967; KS, 1968  
 Brownlee, Vincent, WR, 1990-91  
 Brownlee, Whitney, trainer, 2003  
 Bruce, John, QB, 1944-45  
 Brumfield, Lamar T., LB, 2007-08-09  
 Brunetti, Barry B., QB, 2011-12-13  
 Bryan, Wesley K., P-K, 2004  
 Bryant, Darrell H., mgr., 1999-2000  
 Bryant, Serderius, LB, 2011-12-13-14  
 Bubrig, Eric S., C-OT, 1995-96  
 Buchanan, John P., DE, 1974  
 Buchanan, Oscar E., T, 1944  
 Buchanan, Oscar W. (Red), QB-LB, 1946-47-48  
 Buchanan, B. Ryan, QB, 2014  
 Buckles, Douglas M. (Doug), OG, 2001-02-03-04 (co-c)  
 Buntin, R.R., G, 1915-16  
 Burdette, Quintavius M., DB, 2012-13-14  
 Burford, Cecil, trainer, 1983-84  
 Burgess, Derrick L., DT, 1997; DE, 1998-99-2000 (c)  
 Burgess, G. Bentley, DE, 1980  
 Burke, Charles G., Jr., LE, 1955; 1957  
 Burke, Jack, HB, 1931-32  
 Burke, Webster W., C, 1924-25-26 (c)  
 Burke, Robert O., Jr., WT, 1969-70; QT, 1971  
 Burkhalter, Charles Stephen (Steve), DT, 1971-72-73  
 Burleson, Charles, T, 1952  
 Burnett, Harvey, QB, 1930  
 Burnett, W.D. (Dump), T-G-FB, 1927-28-29 (c)  
 Burns, Carlos Brodie, mgr., 2001-02-03  
 Burns, Tanner J., DB, 2012  
 Burns, Willie, CB, 1977-78  
 Burrow, Cory G., SP, 2001  
 Burrow, John D., DB, 1979-80-81; FS, 1982  
 Burton, Pierce W., OL, 2012-13  
 Busch, William K. (Billy), LB, 2013-14  
 Bush, Alan L., ST, 1965-66-67  
 Bush, Bill, OG, 1989; DL, 1991  
 Buster, Christopher C. (Chris), mgr., 2000-01-02  
 Butler, George H., LG, 1900  
 Butler, James, G, 1944  
 Buys, M. Talbot, OL, 2014  
 Byrd, Ronard K. (Rocky), QB, 1949-50-51

### C

Caccamo, Dan, SS, 1977-78-79  
 Cadden, Blake C., trainer, 2010-11  
 Cadden, Kelsey, trainer, 2014  
 Cage, Charlie, Jr., DT, 1976-77-78  
 Cagle, Brian, DT, 1988; DE, 1989; DT, 1990  
 Cagle, Robert, OG, 1987  
 Cahall, William C., QB, 1911  
 Cain, George, FS, 1977  
 Cain, Thomas E. (Trace), trainer, 2011

Cairnes, George H., sub., 1899-1900  
 Caldwell, David, FS, 1985; SE, 1987  
 Caldwell, James T., LG, 1950-51-52  
 Caldwell, M.F., T, 1917  
 Calhoun, Bill, trainer, 1984-85  
 Calicchio, Lawrence R. (Lonny), P-K, 1994-95  
 Callahan, Lindy T., HB, 1949-50-51  
 Callan, Erin G., trainer, 2011  
 Calvert, Billy A., LB, 2001  
 Campanova, Joseph F., KS, 1980  
 Campbell, David, DB, 1977  
 Campbell, Eugene P., RG-mgr., 1898 (c), 1899  
 Campbell, Henry A., G, 1948  
 Campbell, James L., Jr., OL, 2003-04  
 Campbell, Jeff, T, 1982-83  
 Campbell, J.W., FB, 1916  
 Campbell, Keith L., CB, 1992-93-95; SS, 1994  
 Campbell, Todd C., WR, 1999  
 Campbell, Tyler R., P, 2009-10-11; 2013  
 Campbell, William Mike, E, 1945  
 Cannon, Anthony E. (Tony), RB, 1996-97-98  
 Cannon, Glenn D., S, 1967-68-69 (co-c)  
 Cannon, Zachary H. (Zach), mgr., 1998-99-2000  
 Cantrell, James Larry, OT, 1975  
 Cantu, Lorenzo (Herkey), OG, 1992  
 Capello, Harry, C, 1940  
 Carlisle, Wm. Todd, mgr., 1968  
 Carlson, Cully, E, 1935  
 Carlton, John, DT, 1985; 1987  
 Carmichael, Sidney J., DE, 1993-94  
 Carnes, Robert Lee, E, 1916  
 Carney, A.B., QB, 1918-19  
 Carpenter, Charles W. (Chuck), OG, 1971  
 Carpenter, Preston Caswell, TE, 1969; DE, 1970-71  
 Carpenter, Terry Carol, WB, 1967  
 Carr, Oscar E., 1914  
 Carruth, Bert, FS, 1991-92  
 Carruth, Lester, G, 1932-33-34  
 Carter, Fred S., LG-T, 1909-10-11  
 Carter, Jeff, DB, 1988; FS, 1989-90-91 (co-c)  
 Carter, Mark, trainer, 2006-07  
 Carter, Raymond, G, 1965  
 Carter, Sam P., G-C, 1929-30  
 Carter, W. Spinks, C, 1901  
 Carwell, Augustus J., OL, 2000-01  
 Case, Harry, E, 1956  
 Casey, Johnathan C., OG, 1994-95-96  
 Casper, Raymond, QB-HB, 1931-32-33  
 Castle, C.E., HB, 1945  
 Castle, Lee, FB, 1941  
 Castle, Richard, HB, 1945  
 Caston, Hunter B., SS, 1996  
 Caston, Lester B. (Brent), TB, 1964; M, 1965-66  
 Causey, J.B., LT-G, 1909-10-11  
 Causey, Jimmy, S, 1971; QB, 1972  
 Cavin, Jack Otis, RE, 1958  
 Chamberlain, D.H., LH, 1904  
 Champion, James E., HB, 1957-58-59  
 Champion, Wm. L. (Billy), LE, 1960; 1962  
 Chandler, John Carroll, LB, 1970-71-72  
 Chandler, Kyle, RH, 1899  
 Cheatham, Jack, G, 1945  
 Childers, Charles, P, 1987-88-89-90  
 Childers, Robert D., HB, 1952-53  
 Childs, Gregory L. (Greg), DT, 1994-95  
 Chisholm, Charles P., TB, 1964  
 Chisolm, Richard, P, 1991-92  
 Christian, Charles D., Jr., RH, 1907  
 Christian, Terrence W., OG, 1975; OT, 1976-77-79  
 Chumbler, Brent S. (Shug), QB, 1969-70-71  
 Chunn, Clifton B. (Cliff), Jr., DHB, 1968  
 Churchwell, Hanson (Bull), RG-T, 1957-58  
 Clair, Logan T., OL, 2010

Clancy, Lakendrick T. (Kendrick), DT, 1998-99 (tri-c)  
 Clapp, Robert P., QB, 1899  
 Clark, Bobby, OG, 1982-83-84-85  
 Clark, Charles III, DB, 2003-04-05-06  
 Clark, James H., T, 1944; 1947-48-49  
 Clark, Marcus R. (Mark), FLK, 1976  
 Clark, Roger Lamar, DB, 1981-82-83  
 Clark, Shawn C., WR, 2001  
 Clark, Wesley F. (Wes), mgr. (video), 1997  
 Claxton, Benjamin Z. (Ben), C, 1999-2000-01-02 (co-c)  
 Claxton, Jonathan M. (Jon), RB, 2002  
 Clay, Wm. F. (Bill), WB-DHB, 1963-64-65  
 Cleveland, Chuck, TB, 1985; FB, 1986-87  
 Clingan, Jason L., FS, 1996-97  
 Clippard, Richard F., OG, 1973-74; MG, 1975  
 Coates, David Patrick, QB, 1976-77  
 Cobb, Seth A., video, 2009  
 Cobb, Shawn, LB, 1987-88-89-90 (co-c)  
 Coburn, Devon K., DT, 1995; OT, 1996-97  
 Cohen, Marcus E., OL, 2005-06-07  
 Cohen, Sollie, FB, 1925-26-27  
 Cohn, Abye A., HB, 1901; 1903-04  
 Cohn, Henry L., RG-Mgr., 1909-10-11-12  
 Coker, Wm. H. (Billy), WG, 1968-69-70  
 Cola, Chris W., OG, 1995; DT, 1996  
 Cole, Alfred Lee, LB, 1980-81-82-83  
 Cole, Eddie Lee, LB, 1975-76-77-78  
 Cole, Milton R. (Hoppy), NG, 1980; G, 1981-82  
 Cole, Ryan, trainer, 1997  
 Cole, William A., WR, 2009  
 Coleman, Clifton (Cliff), DB, 2011-12-13-14  
 Coleman, Dennis F., DE, 1968-69-70 (co-c)  
 Coleman, Kem T., LB, 1974-75-76-77  
 Coleman, Pat, FL, 1988-89 (co-c)  
 Coleman, Patrick A., mgr., 2008-09  
 Coleman, Ronald Justin, DB, 1998-99-2000-01  
 Coleman, Roy, FLK, 1977; QB, 78-79  
 Collette, Allen, G, 1914-15  
 Collier, Antonio (Tony), FS, 1992; CB, 1993  
 Collier, James W., 1895  
 Collier, John Brooks, DT, 1969  
 Collier, O.E., HB 1926  
 Collier, Terry Lee, QB, 1967  
 Collier, William C., sub., 1893  
 Collins, Dehendret D., DB, 2012-13  
 Collins, Dudley, mgr., 1931  
 Collins, Leon C. (Chris), WR, 2000-01-02-03 (co-c)  
 Commiskey, Charles E. (Chuck), C, 1977; 1979; OG, 1980  
 Conerly, Cecil L. III (Tank), mgr., 1977  
 Conerly, Charles A. (Charlie), LHB, 1942; 1946-47 (c)  
 Conlee, Clint, OT, 1990-91-92-93 (co-c)  
 Conley, Christopher B. (Chris), P, 2011-12-13  
 Conn, Abe H., FB, 1898; 1901  
 Conner, Antonio (Tony), DB, 2013-14  
 Conner, Clyde R., T, 1902; 1906  
 Conner, Edgar E., RT, 1901  
 Conroy, James, HB, 1944  
 Contartesi, Richard (Richie) A., WR, 2009-10  
 Conyers, Robert M., OL, 2013-14  
 Cook, Casey, trainer, 1997-98  
 Cook, Jason D., FB, 2005-06-07-08 (co-c)  
 Cook, Richard, HB, 1925  
 Cook, Steven Chad, LB, 1997-98-99-2000  
 Cook, William Henry, FB, 1893-94 (c)  
 Cooper, Allan, trainer, 1993  
 Cooper, Charles, T, 1945  
 Cooper, Fahn, OL, 2014  
 Cooper, Harold, LG, 1956-57-58  
 Cooper, Jason, trainer, 1999-2000  
 Cooper, Joshua M. (Josh), DE, 2000-01-02-03  
 Cooper, Kevin J., P, 1996-97  
 Cooper, Kyle M., LE, 1907

Core, Cody D., WR, 2012-14; DB-WR, 2013  
 Cornell, Jonathan X., LB, 2006; 2008-09-10 (co-c)  
 Corroero, Van Sam, OG, 1973-74  
 Cothren, Jennings Paige, FB, 1954-55-56  
 Cottam, Chris C., OT, 1978-79-80 (co-c)  
 Courtney, Marvin, RB, 1990-91-92-93  
 Covington, Louis J., DB, 2012  
 Cowan, John Kuhl, RT, 1983-94  
 Cowan, R.C., RT, 1901  
 Coward, Charles B., LB 1967  
 Cowart, E.M., E, 1917-18-19 (c)  
 Cox, Owen E., G, 1950  
 Craddock, Benjamin A. (Ben), P-H, 1998-99-2000  
 Craddock, Tyler J., LB, 1996  
 Crain, Charles K. (Ken), mgr., 1994-95  
 Crain, Milton, C, 1956-57-58 (co-c)  
 Crain, Sollie M., T-G, 1921-22-23-24  
 Crawford, Edward S. (Eddie), III, LHB, 1954-55-56  
 Crawford, Frank N., DB, 2010-11-12  
 Crawford, James A., RB, 1946-47-48-49  
 Crawford, Othar A. Jr., LG, 1947; 1949-50-51 (c)  
 Creekmore, Rufus H., T-C, 1918-19-20 (c)  
 Creel, Jennifer, trainer, 1997  
 Crespinio, Robert (Bobby), RHB, 1958-59-60  
 Crisman, William O., LH, 1900-01-02  
 Critz, FA., Jr., RH-LH, 1900; 1902  
 Crocker, W. David, TE, 1974  
 Crook, G.W., FB, 1920  
 Crook, Jerry, HB, 1945  
 Crosby, William F. (Buddy), HB, 1961-62  
 Crowder, Talbert T., 1937  
 Crowe, Dorman, C, 1938  
 Crull, Luther P. Jr. (Putt), MG, 1968  
 Cummins, Anthony, trainer, 1997  
 Cunningham, Julian D. (Doug), TB, 1964; WB, 1965; TB, 1966 (co-c)  
 Cunningham, James W., LH-sub., 1905-06  
 Cunningham, Stephen Vincent (Steve), RB, 1981; CB, 1982; FL, 1983; CB, 1984  
 Curd, H.P., mgr., 1919  
 Curland, Marvin, FB, 1946  
 Curlee, F.M., RG, 1900  
 Curtis, Chester, HB, 1932-33-34  
 Curtis, E. Maxwell (Max), Mgr., 2013  
 Curtis, I.E., HB, 1915

### D

Dabbs, Willis N. (Woody), RE, 1960-61-62  
 Dale, Roland H., C, 1945; T, 1947-48-49 (c)  
 Dalton, Andy, trainer, 1988-89-90  
 Dalton, Anthony D. (Tony), DT, 1979-80; G, 1981-82  
 Daly, Jerome, HB, 1942  
 Daniel, Joshua J. (Josh), trainer, 1997-98-99-2000-01  
 Daniels, Jerry S., E, 1958-59-60  
 Dantzier, Larry D., LB 1974-75; DE, 1976; LB, 1977  
 Darby, Al, trainer, 1982  
 Darnell, John, QB, 1987-88-89 (co-c)  
 Davenport, Butch, DB, 1985; CB, 1986-87; FS, 1988  
 Davidson, J.W. (Wobble), E, 1939-40-41 (co-c)  
 Davidson, P.G., E, 1919-20  
 Davis, Cary Joe, mgr., 2011-12  
 Davis, Carlos M., RB, 2012; DB, 2013  
 Davis, Curtis Reed, LE, 1961-62-63  
 Davis, Derrick L., RB, 2007-08-09  
 Davis, Edwin D., T, 1929-30  
 Davis, Enrique A., RB, 2008-09-10-11  
 Davis, Frank, HB, 1945  
 Davis, Frank O., RHB, 1900  
 Davis, Harry, HB, 1949-50  
 Davis, J.E., E, 1923-24  
 Davis, John Kyle, mgr., 2011-12  
 Davis, Kendall H., mgr., 2014

## ALL-TIME LETTERMEN

Davis, Lee Andrew, CB, 1981; 1983-84  
 Davis, M. Lake, mgr., 2014  
 Davis, Mark, mgr., 1983  
 Davis, Paul, C, 1942; 1946  
 Davis, Richie, NG, 1986-87  
 Davis, Robert, T, 1924-25-26  
 Davis, Shed H., T, 1921-22-23-24  
 Davis, Steve, QB, 1990-91  
 Davis, Thomas D., RH-sub., 1899, 1900  
 Davis, Thomas L. (Tom), WR, 2000  
 Dawson, D.A., HB, 1915  
 Day, Charles, T, 1940  
 Day, Herman (Eagle), QB, 1953-54-55  
 Day, William Glynn, CB, 1976-77-78  
 Dean, Guy D., FB, 1901-02  
 Dean, William J. (Joe), LT, 1962-63-64  
 Dear, W.C., HB, 1913; 1915  
 Dearie, Steven Patrick, TE, 1981  
 Deaton, Daniel B. (Penny), SE, 1969  
 DeLoach, Vicente E., DE, 2005-06-07  
 Denmark, Eric, T, 1983-84  
 Dennis, Chris, mgr., 2003-04-05  
 Dennis, Walter M. (Mike), TB, 1963-64-65 (co-c)  
 Denny, Billy, TE, 1977-78-79  
 Denny, Will C., LS, 2011-12-13-14  
 Dent, Edward L., RG, 1903  
 Dentley, Tony, FB, 1986  
 Desler, Jonathan L. (Johnny), CB, 1993; 1995; FS, 1996  
 Dew, Cliff, C, 1990-91 (co-c)  
 DeWeese, Pete, mgr., 2001; 2003-04  
 Dickens, Luther (Curley), T, 1934-35-36  
 Dickerson, Cecil R., HB, 1946  
 Dickerson, David L., E, 1952-53-54  
 Dickey, Bubba, LB, 1985-86-87; OG, 1988  
 Dickson, Donald, RG, 1960-61-62  
 Diley, Brian V., mgr., 1998-99  
 Dill, John Reginald (Reggie), LB, 1970; DE, 1971-72 (co-c)  
 Dill, Kenneth D. (Kenny), C, 1961-62-63 (co-c)  
 Dillard, Wilson Jr., HB, 1950-51-52  
 Dillingham, Bruce, Jr., DHB, 1965-66-67  
 Dixon, Johnny, CB, 1990; SS, 1991-92-93 (co-c)  
 Dodd, Allen P., LG-LT, 1902-03-04-05 (c)  
 Dodson, Leslie, HB-FB, 1938-39-40  
 Dodson, Mark A., RB, 2013-14  
 Donahue, Tyler, trainer, 2007-08  
 Dongieux, Paul A., LB, 1969-70-71 (co-c)  
 Dorrah, Clinton E., G, 1913  
 Dorrrough, Will, mgr., 2007-08  
 Dorsey, Wayne D. II, DE, 2010-11 (co-c)  
 Dossett, Horace, T, 1938-39-40  
 Dotson, Albert C., CB, 1976-77  
 Dotson, Dewayne, LB, 1992-93 (co-c)  
 Dotson, G. Kenneth, DT, 1980-81-82  
 Dottley, John (Kayo), FB, 1947-48-49-50  
 Doty, Arthur W., LH, 1960-61  
 Dowell, Wade, C, 1977  
 Downing, Henry M., sub., 1903  
 Doyle, L.A., 1918  
 Drewry, Robert G., 1953-54-55  
 Dubuisson, Gene H., C, 1953-54-55  
 Duck, Charles E., G, 1955-56  
 Duke, Jared N., OL, 2010-11-12-13  
 Duke, John Gayle, QB, 1894  
 Dunagin, Charles Ado, T, 1937-38-39  
 Dunaway, James K. (Jim), RT, 1960-61-62  
 Duncan, Derek, mgr., 1983-84  
 Duncan, Sam, trainer, 1978  
 Dunlap, William E. (Ted), trainer, 1998; 2000-01  
 Dunn, Drew, Mgr., 2013  
 Dunn, Perry Lee, QB, 1961; FB, 1962; QB, 1963  
 Dunn, Ryan J., Mgr., 2013

Dunn, Thomas, HB, 1931  
 Durfee, Allan P., HB, 1918  
 Dyer, Dylan A., TE, 2013  
 Dykes, Jewell Kenny, Jr., mgr., 1968

**E**

Earnest, Josh, video, 2004; 2006  
 Eason, Cordera J., RB, 2006-07-08-09  
 East, F.J., G, 1915  
 Easterling, Jay, KS, 1979  
 Eastland, Antonio Martez, RB, 2010  
 Easton, Mike, OT, 1989  
 Eckers, Thomas, III, OL, 2005-06-07  
 Edwards, Arthur M., trainer, 1975  
 Edwards, Trey, mgr., 2006-07  
 Edwards, Xavier Omar, OT, 1995; OG-OT, 1996-97  
 Elam, Shane F., DE, 1998-99-2000 (c)  
 Ellis, Timothy L. (Tim), QB, 1974-75-76-77  
 Elmer, Frederick W., RE-RH-mgr., 1900, 1901 (c), 1902, 1903 (c), 1904  
 Elmer, James C., RT, 1906  
 Elmore, James Douglas (Doug), QB, 1959-60-61 (co-c)  
 Elmore, J.W., 1924  
 Elston, Demontræ D. (Trae), DB, 2012-13-14  
 Ely, James Michael (Mike), mgr., 1974-75-76  
 Embry, Joseph S. (Joey), OT, 1996  
 English, Gino D., FLK, 1980-81-82  
 Engram, Evan, TE, 2013-14  
 Enoch, Eugene S., QB-sub., 1900-01-02  
 Enochs, W.B., C, 1926-27  
 Epperson, Elijah (E.L.) J., TE-FB, 2009; FB, 2010-11; DE, 2012  
 Epting, John Booth, HB, 1922  
 Erickson, W.C. (Bill), T, 1946-47 (alt-c)  
 Erves, Dale V., LB, 1979-80; FB, 1981  
 Erves, James C., DT 1979-80  
 Erwin, Clay, DE, 1977; 1980-81  
 Espy, Michael William A. (Mike), WR, 2002-03-04-05  
 Estes, Hermon Donald, mgr., 1964  
 Estes, Terry, mgr., 1970  
 Etua, Daniel, trainer, 1997-99-2000  
 Eubanks, Bill, LE, 1940-41  
 Eubanks, Oscar G., 1921  
 Evans, David L., NG, 1993; OG, 1994; DT, 1995-96  
 Evans, Guy E. (Butch), QB, 1974; DE, 1975  
 Evans, Harrison, G, 1916  
 Evans, J.P. (Joe), E-QB, 1912-13-14  
 Ewell, Todd, mgr., 1997-98

**F**

Fabris, Jon Michael, FS, 1976-77; CB, 1978-79  
 Fabris, Robert S., TE, 1975; SE, 1976-77  
 Fagan, Julian W., III, P, 1967-68-69  
 Fair, Davis L., LG, 1901  
 Fair, Frank L., LE, 1903  
 Fair, Gene, mgr., 1937  
 Fant, Frank C., G, 1947-48-49  
 Farber, Louis A. (Hap), SE, 1967; DE, 1968-69  
 Farish, William S., RT-FB, 1899  
 Farmer, C.E., G, 1918-19  
 Farmer, Fred A., DHB, 1968-69-70  
 Farmer, James J., T, 1966-67  
 Farragut, Kenneth D., C, 1947-48-49-50 (c)  
 Farrar, Donald H. (Don), QB, 1968; 1970  
 Farris, Wm. J. (Bill), DE, 1973-74-75  
 Fedric, Jones, mgr., 1932  
 Feemster, J.H., T, 1919-20; 1922  
 Fein, Antonio D. (Tony), LB, 2007-08  
 Felts, Morris Leon, TB, 1968-69; SE, 1971  
 Ferguson, David, trainer, 1988-89  
 Ferguson, Troy M. (Huck), NG, 1993-94

Ferrill, Charles, C, 1931  
 Ferrill, Charles B., RT, 1960  
 Fields, Jimmy, NG, 1985  
 Fields, Richard J., HB, 1917  
 Finger, William, G, 1915  
 Finley, James A., FB-QB, 1904-05  
 Fischer, David M. (Danny), FLK, 1976  
 Fisher, Bobby F., LE, 1954-55  
 Fisher, Lasilas Comone, DL, 1996-97-98-99  
 Fisher, Ta'Boris L., WR, 1993; WB, 1994; HB, 1995-96  
 Fitzgerald, Kyle G., video, 2009  
 Fitzsimmons, Mike, NG, 1983; DT, 1984-85-86  
 Flack, Jackie, LH, 1940-41  
 Flakes, Everett, DB, 1984; SS, 1985-86  
 Flatt, Ethan G., QB, 2004-05  
 Fleming, Gordon W., Jr. (Rocky), RE, 1964; MM, 1965; WB, 1966  
 Fletcher, Andrew D., K, 2013-14  
 Fletcher, Ralph E., QB, 1912  
 Fletcher, Robert J., E, 1947-48-49-50  
 Fletcher, Spence, trainer, 1988-89  
 Flournoy, Maurice L., HB, 1998; WR, 1999  
 Flowers, Charles (Charlie), FB, 1957-58-59 (co-c)  
 Flowers, Jesse, T, 1931-32-33  
 Flowers, William R. (Bill), WR, 2001-02-03-04  
 Follett, Michael J. (Mike), mgr., 1993-94-95  
 Foose, Sam, E, 1935  
 Forbes, George, trainer, 1988  
 Ford, Artis, DL, 1990-91-92  
 Ford, Cecil A., RT, 1961-62-63  
 Ford, Jarvis K., Mgr., 2013  
 Forester, Michael W., C, 1974; DT, 1975-76  
 Fortson, Edward D. (Ed), DT, 1994-95  
 Foster, John M., LE-RH, 1898-99-1900-01-02 (c)  
 Foster, Willie, FLK, 1978  
 Fountain, Michael A., CB, 1978-79-80  
 Fourcade, John, Jr., QB, 1978-79-80-81  
 Fourcade, Keith J., LB, 1979-80-81-82  
 Fowler, Ronald M. (Ronnie), C-G, 1964-65-66  
 Fox, Otis T., DE, 1995  
 Foxworth, W.L., QB, 1983  
 Frame, J.S. (Buntin), DHB, 1965  
 Franklin, Bobby Ray, QB, 1957-58-59  
 Franks, Floyd W., SE, 1968-69-70  
 Franks, Michael Dwayne, TB-SE, 1970; DHB, 1971  
 Fraser, D.R., mgr., 1928  
 Fratesi, Michael L. (Mickey), S, 1971; M, 1972; SS, 1973  
 Freeman, W. Dalton, mgr., 2011  
 Freightman, Phil, S, 1978-79  
 French, Rufus J., TE, 1996-97-98  
 Friedrichsen, Mark, T, 1982-83  
 Frigo, Craig, OL, 2014  
 Frishman, Leon B., mgr., 1967  
 Frye, J.P., G, 1940-41  
 Frye, William, FB, 1937  
 Fryfogle, Bruce G. (Trey), WR, 2001  
 Fuerst, Robert J., G, 1946; 1948-49  
 Fulton, Lyman A., mgr., 1981  
 Funderburk, Joe, T, 1915  
 Furlow, Frank, QB, 1940

**G**

Gaddis, Jack T., HB, 1913  
 Gaines, Corey J., DT, 2010; C-FB-DT, 2011; OL, 2012  
 Gaither, Christy A., trainer, 2002  
 Galey, Charles D., (Red) E, 1945-46-47  
 Gallik, Gerald, OT-C, 1985, OT, 1986  
 Garbutt, Aaron, DB, 2011; LB, 2012  
 Gardner, Thomas, mgr., 1938  
 Gardner, William P., G, 1919  
 Gardner, Wm. Douglas, G, 1932  
 Garner, Ernest L., Jr. (Lee), FB, 1964; LB, 1965-66

Garner, John C., Jr., DE, 1968  
 Garner, Robert L. (Bobby), QB, 1976-77-78 (c)  
 Garnett, C.L., 1895  
 Garrett, Jeremy M., DL, 2004-05-06-07  
 Garrigues, Robert M., DHB, 1966-67-68  
 Gartrell, J.E., LT, 1900  
 Gary, Oscar Knox, Jr., LG, 1951-52  
 Gates, DeMarquis L., LB, 2014  
 Gates, Hunter, G, 1946  
 Gates, Robert, W., DE, 1997-98  
 Gatlin, Todd E., KS, 1980-81-82  
 Gazelle, J.J., HB, 1922  
 Gebbia, Rich, TE, 1988-89  
 Gee, Charles Thomas, LB, 2001  
 Gelin, Edwin P., DB, 2004  
 Genovese, Ross, OT-C, 1984-85  
 George, Alonzo P., G-HB, 1917; 1919-20  
 Gerald, Daverin A., OL-DL, 2006; C, 2008-09  
 Gerrard, Albert L., Jr. (Bud), C, 1945; 1949  
 Gibbs, Jerry D. (Jake), QB, 1958-59-60 (co-c)  
 Gibson, E.B., 1895  
 Gibson, Jonathan, OG, 1992  
 Gibson, Michael L. (Mike), DL, 2002-03  
 Gilbert, Kline, E-T, 1950-51-52 (co-c)  
 Gill, Christopher W. (Chris), OL, 2012  
 Gill, Virgil, T, 1932-33-34  
 Gilliland, John L., DE, 1968-69-70  
 Gilruth, I. Newton, LE-RT, 1899-1900  
 Gipson, Malvin, TB, 1978; DB, 1979; TB, 1980-81  
 Gladding, Charles, E, 1939  
 Gleeson, William T. (Will), P, 2014  
 Glover, Will H., LH, 1947  
 Gober, Oscar, 1921  
 Godwin, Chauncey, DB, 1988; CB, 1989-90-91  
 Goethe, Richard, RT, 1953-54-55  
 Goethe, Andrew Lanier, LB, 1999-2000-01-02 (co-c)  
 Goff, Rob, C, 1986-87  
 Golson, Austin, OL, 2013  
 Golson, Senquez D., DB, 2011-12-13-14  
 Gonzalez, Michael Canning, mgr, 2010-11  
 Goodloe, Willie, TB, 1984-85-86-87  
 Goodwin, Arthur, LE, 1940  
 Gordon, Craig, mgr., 1982  
 Gordon, I. Otis, G, 1919  
 Gordon, Louis, LB, 1988; OLB, 1989; TE, 1990  
 Gordon, Roger, FB, 1977  
 Gourley, John J., trainer, 1991-92-93-94  
 Graeber, Jerry B., SS, 1992; FS, 1993; FS, 1994 (co-c)  
 Graham, B.L. (Country), E, 1936-37-38  
 Graham, Darryl E., P, 1980-81-82  
 Graham, Korey D., CB, 1997  
 Graham, Michael F. (Mike), SE, 1965  
 Grandy, Jesse D., WR, 2009-10  
 Grant, Dantarius Terrell, DB, 2010; WR, 2011-12-13  
 Grant, Roy Oliver, OG-T, 1975; OG, 1976  
 Grant, Uriah R., DT, 2011-12  
 Grant, Walter G., K, 1993-94  
 Grantham, James Larry, LE, 1957-58-59  
 Graves, Joe E. (Jody), QB, 1965-66  
 Graves, Sam Ervin, III, LB, 1966-67  
 Gray, Brad, P, 1991-92  
 Gray, Bradley J. (Brad), mgr., 2001-02-03  
 Gray, Dabney, mgr., 1969  
 Gray, J.P., mgr., 2003-04  
 Gray, M. Tyler, DL, 2013  
 Green, Allen L., C, 1958-59-60  
 Green, Brandon J., OL, 2008-09  
 Green, Jonathan, CB, 1991  
 Green, Marcus, DT, 1982-83-84  
 Green, Marcus K. (Marshay), WR, 2006-07-08-09 (co-c)  
 Green, Norvin E., C, 1900  
 Green, Randall W., P-K, 1996-97



## ALL-TIME LETTERMEN

Green, Walter G., HB, 1912  
 Green, Willie, WR, 1986-87; SE, 1988-89  
 Green-Ellis, BenJarvus, RB, 2006-07  
 Greene, James M., Jr., MG, 1979  
 Greenwich, Harley, HB-FB, 1940; 1942  
 Greenlee, Max H., LT, 1964  
 Greenlee, Phillip Murry, FS, 1973  
 Greer, Hamilton (H.R.) R, FB, 2009-10-11; TE-HB, 2012  
 Grefseng, Robert Leonard (Bob), DE, 1976-77-78  
 Gregory, George H., Jr., E, 1958  
 Gregory, John Andrew, OT, 1970-71-72  
 Grice, Lashane T. (Shane), OL, 1998-99-2000  
 Grier, Matthew C. (Matt), DB, 2001-02  
 Griffin, J.A., HB-E, 1914-15  
 Griffin, Malikia D., CB, 1994; 1996-97  
 Griffin, Wade H., OT, 1974; TE, 1975-76 (co-c)  
 Griffin, William K., KS, 1976  
 Griffing, Glynn, QB, 1960-61-62 (co-c)  
 Grigg, Jack Norwood (Woody), DT, 1979-80  
 Gross, G. Issac, DT, 2012-13-14  
 Gryder, Robert L., trainer, 1978  
 Gunn, Edgar Lindsey, mgr., 1972  
 Gunn, Joe L., RB, 1998-99-2000-01  
 Gunn, Lundy R., TE, 1973-74  
 Gunter, Bryant W., mgr., 2009-10-11  
 Gunter, Bubba, OLB 1988-89  
 Gunter, George, FB-HB, 1932-33-34  
 Guy, Louis B., WB, 1960-61-62 (co-c)  
 Guyman, Corey J., Mgr., 2013

### H

Haddock, James W., S, 1965; 1967  
 Haik, Joseph Michel (Mac), SE, 1965-66-67 (co-c)  
 Halbert, Frank R., RH-FB, 1960-61  
 Hall, Bruce T.C., RB-QB, 2006; RB, 2007  
 Hall, Gary S., SE, 1972; RCB, 1973; FS, 1974  
 Hall, J.J., 1921  
 Hall, J.P., LT, 1899  
 Hall, James S., LH, 1957-58-59  
 Hall, Joe, DB, 1982-83  
 Hall, Linus Parker, HB, 1936-37-38  
 Hall, Matthew M. (Matt), OL, 2011  
 Hall, Wm. Whaley, LT, 1961-62-63 (co-c)  
 Hamilton, Josh, trainer, 2005; 2007  
 Hamilton, Ryan W., LB, 1999-2000-01-02  
 Hamilton, William F. (Bill), RCB, 1976  
 Hamilton, Woodrow, DT, 2012-13-14  
 Hamley, Douglas (Doug), T, 1946-47, 1948 (c); 1949  
 Hamley, Stuart Douglas, Jr., TB, 1973  
 Hampton, C.J., DB, 2014  
 Hancock, Roger, SS, 1987; DB, 1988; SS, 1989; OLB, 1990  
 Hand, Norman L., DT, 1993-94  
 Handford, Jermaine A., trainer, 2001-02-03-04  
 Hankins, David G., K, 2009-10  
 Hannah, Otis, 1928  
 Hapes, Clarence, T-FB, 1934-35-36  
 Hapes, Merle, FB, 1939-40-41  
 Hapes, Ray, HB, 1935-36-37  
 Haralson, M. Flint, G, 1912  
 Harbin, Leon C. (Buddy), Jr., E, 1954-55-56  
 Harbour, James E., SE, 1980-81; FL, 1982; 1984  
 Harbuck, Sonny, OG, 1985-86-87  
 Harden, Edwin D., mgr., 1973  
 Hardin, Josh C., trainer, 1995  
 Hardy, Greg M., DL-TE, 2006; DL-WR, 2007; DE, 2008-09  
 Hardy, Wm. H., Jr., sub., 1903  
 Harjes, Katherine E., trainer, 2001-02  
 Harmon, Michael, FLK, 1979-80-81-82  
 Harper, Anthony Keith (Tony), TE, 1981-82  
 Harper, Brian, DL, 1991  
 Harper, Everette L., E, 1945-46-47

Harris, Andrew J., WR, 2008-09  
 Harris, Antonio (T-Bird), TB, 1985  
 Harris, Bobby A., OL, 2002-03-04-05  
 Harris, Dan D. (Danny), Jr., DHB, 1971; 1973  
 Harris, Darryl D., OL, 2004; C, 2005; OL, 2006-07-08  
 Harris, David, DL, 1991-92-93  
 Harris, George, E, 1952-53-54  
 Harris, Gerald L., TE, 2008-09  
 Harris, I.H., FB, 1912  
 Harris, J. Harley (Pop), FB-T, 1913-14-15 (c)  
 Harris, James E., FB, 1974-75  
 Harris, Luther C. (Luke), DE, 1976  
 Harris, Melvin T., WR, 2009-10  
 Harris, Pete, LB, 1988-89-90-91  
 Harris, R.S., mgr., 1916  
 Harris, Tony, DB, 1988  
 Harris, Wayne Stanley, WB, 1964  
 Harrison, Andre L., DE, 1996-97  
 Harrison, Elvin Lee (Harry), S, 1971-72-73  
 Harrison, Glenn D., MG, 1968  
 Harrison, Lance R., TE, 1995  
 Hart, Frank E., T, 1936-37-38  
 Hart, Granville W., LH, 1950  
 Harthcock, Billy Harold, WB, 1966-67  
 Hartmann, Andrew J. (Andy), FB, 2006-07-08-09  
 Hartsfield, William H. (Bo), TE, 2001-02  
 Hartzog, Hugh Miller, Jr., MG, 1967-68; DT, 1969  
 Harvey, Addison, LH, 1899  
 Harvey, Fernando C., LT, 1976-77-78  
 Harvey, Jamal D., DB, 2006  
 Harvey, James B., RT, 1963-64-65  
 Hatch, Johnny A., CB, 1974  
 Hathcock, Lance, DG, 1984-85; NG, 1986  
 Hathorn, Samuel C., LE, 1909-10  
 Havard, Gerald W. (Scooter), FB, 1969-70  
 Havard, Richard J. (Rickey), TB, 1969-70-71  
 Hawkins, Andrew J. (A.J.), OL, 2009-10-11-12  
 Hawkins, James H. (Jimmy), OT, 1977-78-79  
 Hawley, Mike, mgr., 1984  
 Haxton, R. Kenneth, QB-HB, 1909-10; 1912  
 Hayes, Wesley Adam, WR, 2004  
 Haynes, Corvelli L., DE, 2004-05  
 Haynes, Kirk, HB, 1930-31-32  
 Haynes, Lekenwic R., LB, 2009; DE, 2010  
 Haynes, Marquis J., DE, 2014  
 Hazel, Homer Lawrence (Larry), G, 1939-40-41 (co-c)  
 Hazel, William (Billy), T, 1939-40-41  
 Head, Paul J., QB, 1993-94-95-96  
 Heard, Grant O., WR, 1996-97-98; 2000  
 Heard, Ronnie E., SS, 1996-97; LB, 1998; SS, 1999  
 Heidel, James B., S-QB, 1963-64-65  
 Heidel, Herlan Ray, DHB, 1968-69-70  
 Heidel, Roy E., LE, 1963-64-65  
 Helow, George A., DB, 2008-09-10  
 Hemphill, Archie W., T-G, 1927-28  
 Hemphill, Robert E., HB, 1948-49  
 Henderson, John Mark, mgr., 2006-07-08  
 Hendrix, Robert E., Jr., WT, 1965; WG 1966; WT, 1967  
 Hendrix, Steven M., TE, 1980; G, 1981; FB, 1983  
 Henley, Tracy, trainer, 1982  
 Henry, Antonio, LB, 1990  
 Henry, Patrick, Jr., RE, 1898-99  
 Henry, Robert B., OG, 1975-76  
 Henson, Erwin D., E, 1916  
 Herard, Claude D., DT, 1967-68-69  
 Herman, Alvin J., DE, 1993-94  
 Herman, Derrick F., DB, 2008-09; RB, 2010; WR, 2011 (co-c)  
 Herring, Chris M., DL, 2004  
 Herring, David, C, 1990-91  
 Herring, Stephen C., G, 1979; C, 1980-81-82  
 Herrington, Bart, C-E, 1931-32-33

Herrington, John C., sub., 1903  
 Herrod, Jeff, LB, 1984-85-86-87 (co-c)  
 Herron, Lee, trainer, 1991-92  
 Hervey, Tony, DT, 1990  
 Hester, S.D., G, 1929  
 Hewes, Gaston, 1924  
 Hickerson, Robert Gene, RT, 1955-56-57 (co-c)  
 Hickerson, Willie Wayne, RG, 1957  
 Hickman, James E., OT, 1973; OG, 1974; OT, 1975  
 Hickman, Kendrick T., OT, 1996-97  
 Hicks, Michael B., WR, 2006-07  
 Hicks, Reggie, RB, 2007; TE, 2008-09-10  
 Hicks, Ricky Allen, TE, 1972; FS, 1975-76  
 Hightower, C.C., sub., 1905-06  
 Hill, Bobby, DB, 2013  
 Hill, Jody, LB, 1990-91-92  
 Hill, Mario S., WR, 2002-03-04-05  
 Hill, Spencer C., mgr., 1998-99  
 Hill, Walter E. (Walt), HB, 1996; LB, 1997  
 Hilton, Michael W. (Mke), DB, 2012-13-14  
 Hindman, Stanley C., RG, 1963-64-65 (co-c)  
 Hindman, Stephen H., TB, 1966-67-68  
 Hines, Dexter D., LB, 1998  
 Hines, Reid, WR, 1986-87; FL, 1988-89  
 Hinkle, Robert Matthew (Matt), K, 2005  
 Hinrichsen, Karl, mgr., 2008  
 Hinton, Benjamin E., DE, 1975-76  
 Hinton, Charles R., C, 1964-65-66 (co-c)  
 Hinton, Cloyce M., KS, 1969-70-71  
 Hitt, Billy, C, 1951-52  
 Hobgood, James Anthony, FB, 2004  
 Hodge, V. Deshay (Shay), WR, 2006-07-08-09  
 Hofer, Paul D., FB, 1972-73-74-75 (tri-c)  
 Hoff, A.S., HB, 1923-24  
 Hoffman, Christian S., mgr., 1995-96-97  
 Hoffman, Daniel (Dan) G., FB, 2009  
 Hogue, Greg, P, 1987-88-89  
 Holcomb, Craig C., FB, 2004  
 Holcombe, James B., OG, 1991-92; OG-OT, 1994  
 Holden, Allison, trainer, 1992  
 Holder, Jamie, FL, 1983; 1984 (co-c); 1985 (co-c)  
 Holder, Jeffrey, SE, 1988-89-90  
 Holder, Jordan K., WR, 2011-12-13  
 Holder, Owen H., WT, 1968  
 Holladay, Robert, TE, 1987  
 Hollis, Andre T., WR, 1995  
 Holloway, A.J., Jr., HB, 1960-61-62  
 Holloway, Ernest D., E, 1913  
 Holman, William O., RG, 1900  
 Holston, John C., E, 1958  
 Hood, H.M., T, 1920  
 Hooker, Clyde, HB, 1944  
 Hooker, Danny L., S, 1968-69-70  
 Hooks, Lavon M., DT, 2013-14  
 Hooper, William K., Jr. (Kinny), FB, 1979-80; LB, 1981; RB, 1982  
 Hopkins, O.S., RG-FB, 1901-02  
 Hopkins, Thomas J., RG-LT, 1902-03  
 Hopson, Jay, FS, 1988; SS, 1989-90-91  
 Horne, Kyle D., DB, 2011-12  
 Horn, Jeffrey L., MG, 1968-69-70  
 Horne, James H., LB, 1971; 1973  
 Horne, Steve, mgr., 1985-86  
 Horne, Tavarus L., DB, 2000; 2002; 2004  
 Hoskins, Danny, OG, 1984-85-86-87  
 Houchins, L. Larry, mgr., 1974  
 Hough, Robert E., TE, 2004-05-06-07  
 Householder, Eddy, LB, 1977-78-79  
 Houston, Keith G., DB, 2003-04; TE, 2005-06  
 Hovater, Nobel Owen, RT, 1964  
 Hovious, John A. (Junie), HB, 1939-40-41  
 Howard, Hawyard J., 2006

Howard, Jon, K, 1984-85  
 Howell, Earl O. (Dixie), HB, 1947-48  
 Howell, J.M., HB, 1920  
 Howell, L.F., T, 1918  
 Howell, Ray, Jr. (Buck), E, 1950-51-52  
 Hoyd, William G. (Greg), LB, 1994  
 Hubbard, Ethelbert J., LH, 1898  
 Hubbard, Thomas Leon, LB, 1981-82-83  
 Huddleston, Quinnis (Fuzzy), LB, 1983-84-85-86  
 Hudson, Clark, 1979  
 Huff, Earl, T, 1955  
 Huff, Kenneth A., C, 1973  
 Huff, Tim, trainer, 1978  
 Huff, Walter W. (Bill), NG, 1980; SLB, 1981  
 Huggins, Cleveland P., RT-FB, 1904-05-06 (c)  
 Hughes, David, mgr., 1927  
 Hughes, M. Chase, C, 2011-12; OL, 2013-14  
 Humphrey, Arthur W., RB, 1981; FB, 1982-83-84  
 Humphrey, William R., G, 1950  
 Hunsicker, Walker F., DE, 2000  
 Hunt, Kevin, mgr., 1988  
 Hunt, Nathan Bedford, mgr., 2010-11  
 Hurst, William Otis, FB, 1955-56-57  
 Hurt, Kevin, P, 1987  
 Hutchins, Tahaya D. (Von), DB, 2000-01-02-03  
 Hutchinson, James W., RE, 1898  
 Hutson, Earl, FB, 1932-33-34  
 Hutson, Ethan E., OL, 2012-13  
 Hutson, Marvin L., C, 1934-35-36 (c)

### I

Ingram, Fonterrian D. (Fon), DB, 2007-08-09-10  
 Ingram, James F., G-C, 1950-51-52 (co-c)  
 Ingram, Kevin, LB, 1990-91  
 Innocent, Doudow (Dou), RB, 1991-92; 1994-95 (co-c)  
 Inzer, William H., B, 1929  
 Ireys, Junius Taylor, HB, 1894  
 Irvin, Todd, TE-OT, 1984; OT, 1985-86-87 (co-c)  
 Irwin, Billy Carl, LE, 1962-63-64

### J

Labour, Robert, QB, 1948-49-50  
 Jackson, Abdul C., LB, 1991-92-93-94 (co-c)  
 Jackson, Antionne, DT, 1979  
 Jackson, Claude A. (Red), E, 1935-36  
 Jackson, Damien D., DB, 2010-11  
 Jackson, Danny Terrell, DB, 2005-06-07-08  
 Jackson, Garrett, mgr., 2007-08  
 Jackson, Kenneth R. (Kenny), DT, 2000-01  
 Jackson, Lucus K., trainer, 2010-11  
 Jackson, Louis, DB, 1982  
 Jackson, Richard, LB, 1984  
 Jacobs, Brandon T., RB, 2002-03-04-05  
 Jacobs, Doug, DT, 1988; DE, 1989; DT, 1990  
 James, Edward Thomas, Jr., DHB, 1965-66-67  
 James, Franda Demond, LB, 2000  
 James, James Elwyn, FB, 1969  
 James, Jerome P., G, 1913  
 James, Raymond L., LG, 1952-53-54  
 Jansen, Daniel J., RB, 1980-81-82  
 Janssen, William E. (Woody), OG, 1993-94  
 Jarman, Junius, 1924  
 Jarvis, Lewis Dewayne, TE, 1973-74  
 Jeanes, Kenneth L., DT, 1974  
 Jean-Louis, Markenston (Mark), OL, 2008-09  
 Jefcoat, Gregg, OG, 1978-79  
 Jenkins, Brandon D., DE, 2004-05-06-07  
 Jenkins, Eulas S. (Red), FB, 1946-47-48-49  
 Jenkins, Robert L., QB, 1954  
 Jenkins, Warren D., RE, 1957-58  
 Jennings, David Sullivan, TB, 1962; 1964











## ALL-TIME LETTERMEN

Walker, Richard H., G, 1922-23  
 Wallace, Burnell M. (Mike), WR, 2005-06-07-08  
 Wallace, Daniel D. (Dan), mgr., 1995-96-97-98  
 Wallace, James M., LHB, 1900  
 Wallace, William R. Jr., (Bo), QB, 2012-13-14  
 Waller, Eddie, trainer, 2007-08  
 Wallis, James H. (Jimmy), QB, 1967-68; MM, 1969  
 Walls, Wesley, DE, 1985-86-87; TE-DE, 1988 (co-c)  
 Walsh, Willie Henry, MM, 1970; SS, 1971; RCB, 1972  
 Walters, James A., T, 1953-54  
 Walton, Byron S., RE, 1910-11  
 Walton, Jaylen M., RB, 2012-13-14  
 Wamble, James E., LB, 1976  
 Wander, Mose, mgr., 1933  
 Ward, Channing J., DE, 2012-13-14  
 Ward, Harry, mgr., 1926  
 Ward, Jesse Davis, LE, 1937-38  
 Ware, Cassius, LB, 1992-93  
 Warfield, Gerald Wayne, MM, 1964-65; S, 1966  
 Warner, Jack, QB, 1945  
 Warren, Homer E., HB, 1916  
 Washington, Alexander O. (Alex), OL, 2008-09-10-11  
 Washington, Quincy J., DE, 1997  
 Watkins, Dennis R., RT, 1976; OG, 1978  
 Watkins, Thomas B., QB, 1900-01; 1903  
 Watson, Bill E., G-T, 1949-50-51  
 Watson, Henry D., Jr., RE, 1907  
 Watson, R. Virgil, G-T, 1914; 1916  
 Watson, Thomas C., QB, 1904  
 Wayne, Nathaniel (Nate), Jr., LB, 1994-95-96-97 (co-c)  
 Weatherly, James D. (Jimmy), QB, 1962-63-64  
 Weathers, Curtis L., TE, 1974; 1976-77; SE, 78 (c)  
 Webb, David B., trainer, 1998; 2000-01  
 Webb, Hunter (Buddy), G, 1942  
 Webb, Jay, DE, 1984-85 (co-c)  
 Webb, Luther Wade, FB, 1970; DT, 1971  
 Webb, Reed S., WG, 1966-67  
 Webster, Edgar, sub., LE, 1903-04-05  
 Webster, Kendarius D., DB, 2014  
 Weese, Norris Lee, QB, 1971-72-73 (co-c)  
 Weiss, Richard T., 1952-53-54-55  
 Weiss, Richard, Jr., OG, 1978  
 Welch, Courtney L. (Court), mgr., 2000  
 Welch, Thomas P. (Toby), mgr. (video), 1997-98; 2001  
 Wells, David Kent, WB, 1963-64-65  
 Wells, Matthew E. (Matt), LB, 1995-96-97  
 Wells, Vernon, QB, 1945  
 Wenzel, Brandon, trainer, 2007-08  
 West, Carl E., FB, 1950-51  
 West, John Wayne, LT, 1955-56-57  
 Westerman, Richard W., HB, 1950-51-52  
 Westmoreland, Daniel, TE, 1989-90  
 Wettlin, D.G., QB, 1906  
 Whitaker, David, T, 1942  
 Whitaker, Murray P., OT, 1976-77-78  
 Whigham, Cameron M., DE, 2010-11-12-13  
 White, Abner, C, 1990-91  
 White, Brad, FB-HB, 1931-32-33  
 White, Brad, CB, 1978-79-80  
 White, Charles Keith, DB, 2004  
 White, Hiram O., Jr., RB, 2006  
 White, Hugh L., C-LG, 1898-99-1900  
 White, James Thomas, FB, 1960  
 White, John U., Jr., OG, 1974  
 White, Lloyd, G, 1936-37  
 White, Robert P. (Randy), OG-C, 1975; C, 1976; OG, 1977 (co-c)  
 Whitehead, Julian C., DB, 2009 -10  
 Whitener, Larry J., G, 1966-67  
 Whiteside, Lance, CB, 1991-92  
 Whiteside, Paul L., HB, 1951  
 Whitten, L.D., E, 1917  
 Whittington, John, HB, 1938

Whittington, O.M., 1921  
 Wicker, Brian K. (Kyle), LB, 1993-94-95; DE, 1996 (co-c)  
 Wicker, Jacob Andrew, DL, 2003-04; OL, 2005-06 (co-c)  
 Wicker, Reginald K. (Trey), TE, 1993; DE, 1994-95 (co-c)  
 Wickham, John A. (Johnny), QB, 2004  
 Wigley, Daniel, DT, 1986-87-88-89  
 Wilburn, Barry Todd, DB, 1981-82-83-84  
 Wilcox, Reuben D., HB, 1927-28-29  
 Wildman, Zach, trainer, 2007-08  
 Wilford, Dan S., E, 1961  
 Wilford, Ned B., E, 1961  
 Wilkins, Ernest, RG, 1905  
 Wilkins, Jordan R., RB, 2014  
 Wilkins, Joseph T., III, LE, 1962-63-64  
 Williams, Amzie J., LB, 1997-98-99-2000  
 Williams, B. Frank, QB, 1907  
 Williams, Bill, T, 1937  
 Williams, D.E., 1895  
 Williams, David Wayne, G, 1981  
 Williams, Don N., RE, 1955-56-57  
 Williams, Freddie Lee, TB, 1976-77-78; WR, 1979  
 Williams, G.H., G, 1920  
 Williams, Gary Neil, LB, 1971; DE, 1972  
 Williams, Horace, LE, 1953  
 Williams, J.M., 1921  
 Williams, John, trainer, 1983-84  
 Williams, John C., Jr., G, 1954-55  
 Williams, Ken, OL, 1988; OG, 1989  
 Williams, Malcolm, RB, 1998  
 Williams, Murray L., Jr., ST, 1968  
 Williams, Nakita, LB, 1979-80-81-82  
 Williams, Ralph, Jr., LB, 2011-12  
 Williams, Robert C., RB, 1999-2000-01  
 Williams, Robert J. (Ben), DT, 1972-73-74; DT-MG, 1975 (tri-c)  
 Williams, Robert W., DB, 1980  
 Williams, Sebastian (Snake), OLB, 1989; DT, 1990-91; OT-DT, 1992  
 Williams, Tyler C., DT, 1998-99  
 Williamson, John D. (Hotshot), T, 1926  
 Williamson, Terry, NG, 1982-83-84  
 Willis, Patrick L., LB, 2003-04-05-06 (co-c)  
 Willis, Steven, video, 2004-05  
 Wilson, Charles (Buddy), C-E, 1933-34  
 Wilson, David, G, 1934-35-36  
 Wilson, Derrick A., OL, 2012  
 Wilson, Frank M., TE, 1993-94-95  
 Wilson, G. Davis, OL, 1997  
 Wilson, Quentin L., DT, 1995; DE, 1996  
 Wilson, Robert, HB, 1946-47-48-49  
 Wilson, Rufus (Rudy) L., DB, 2009-10; LB, 2011  
 Wilson, Stacy E., DL, 1991; DE, 1992-93-94  
 Windham, Donald W., RG, 1962-63-64  
 Windham, John, E, 1925-26  
 Winfield, Paul E., SS, 1994; LB, 1995  
 Winstead, Bobby Ray, SG, 1968  
 Winstead, Jimmy LeRoy (Jim), TB, 1971; FB, 1972; TE, 1974  
 Winston, Lowell, T, 1957  
 Winter, Michael Todd, trainer, 1988-89-90-91  
 Winther, Richard L. (Wimpy), C, 1969-70  
 Wise, Billy, TE, 1978-79-80  
 Wisozki, Ray, T, 1941  
 Wohlgemuth, John T., TE, 1970; OT, 1971  
 Wonsley, Nathan, TB, 1983-84-85 (co-c)  
 Wood, Andrew, RE, 1906-07 (c)  
 Wood, Charles G., C, 1971-73  
 Wood, Dan, C, 1941-42 (c)  
 Wood, Meredith, HB, 1930  
 Woodruff, Clifford E., III (Cliff), OL, 2000-01-02-03  
 Woodruff, James Lee (Cowboy), HB, 1957-58-59  
 Woodruff, Lee T. (Cowboy), FB, 1927-28-29  
 Woods, Joe, WR, 1992-93

Woods, Kenneth (Kenny), SS, 1998; 2000  
 Woodson, Marcus A., DB, 2000-01  
 Woodward, H.G., QB, 1923  
 Woodward, Ray, HB, 1942  
 Woody, Thomas A., mgr., 2009-10-11  
 Worley, Michael S., SS, 1992-93-94  
 Worsham, Jerry Dean, G, 1963  
 Woullard, Reginald, SE, 1975; TB, 1976-78-79  
 Wrenn, R.B., C, 1914-15  
 Wright, Trenton (Trent), SS, 1996-97  
 Wunder, Paul M., video, 2006-07  
 Wunderlich, Gary K., K-P, 2014  
 Wylie, Phillip, LB, 1978-79-80  
 Wysong, Daniel C., Jr. (Danny), SP, 2004

## Y

Yandell, Robert (Bobby), HB, 1941-42  
 Yarbo, Welborn, T, 1916  
 Yeck, Brian S., DE, 2000-01  
 Yelverton, Billy G., E-T, 1952; 1954-55-56  
 Yerger, J.S., FB, 1903  
 Yerger, Wm. G., sub. 1903  
 Young, Carl R., G, 1949-50  
 Young, John Wm., Jr. (Bill), SE, 1970-71  
 Young, Mark, QB, 1985-86-87-88  
 Youngblood, John F., DE, 2013-14

## Z

Zanone, Curtis, J., mgr., 1974  
 Zeigler, Douglas C. (Doug), TE, 199--9-2000-01-02 (co-c)  
 Zeppelin, Deron, TE, 1987; OL, 1988  
 Zettergren, Joshua P. (Josh), WR, 2007  
 Zettergren, Thomas A. (Taz), TE, 2013-14  
 Zuccaro, Christopher B. (Chris), video, 2001-02-03  
 Zullo, Michael, mgr., 1985-86

Visit the *Letterwinners* page on *OleMissSports.com* for a lettermen list by hometown.



## OLE MISS PAGEANTRY

### THE GROVE

When Billy Brewer became head football coach at Ole Miss in 1983, he was searching for a way to allow his team to experience the atmosphere and pageantry Rebel fans enjoyed in The Grove while tailgating on gameday. The Grove is a 10-acre grassy plot of ground in the center of campus that is heavily shaded by large oak trees.

Taking a different route two hours before kickoff each home game, Brewer would walk with the team from Kinard Hall, the athletic dormitory, across campus to Vaught-Hemingway Stadium.

In 1985, Brewer started going the same route each Saturday as the team would enter The Grove on the east side of the Student Union and proceed down a sidewalk that runs through The Grove. Ole Miss fans fight for position on both sides of the sidewalk and greet the players with loud cheers. The braver fans even reach out and touch the players as they pass before them.

In the fall of 1998, a "Walk of Champions" arch was erected on the east side of The Grove, where the Rebel players begin their walk for every Saturday home game. The "Walk of Champions" arch was given to the University by the 1962 Rebel football team, which is the only squad in Ole Miss football history to finish a campaign with a perfect record (10-0). The 1962 team won the SEC title and was also named National Champion by the Litkenhous Ratings.

What has become a tradition on Ole Miss football Saturdays continues under head coach Hugh Freeze.

The Grove and Ole Miss produce one of the most unique college football experiences in the South and nationwide. *Sporting News* ranked it among college football's greatest traditions and described The Grove as "the Holy Grail of tailgating sites." In listing America's top sports colleges, *Sports Illustrated* named Ole Miss the nation's No. 1 tailgating school.



*Widely recognized as one of the best tailgating experiences in the country, The Grove has been featured in such publications as The New York Times, Sports Illustrated and Sporting News.*

### OLE MISS

The University's nickname — Ole Miss — became part of the institution over 100 years ago, in 1896, when it was selected in a contest held to identify a new student publication, the yearbook. It was suggested by the late Miss Elma Meek of Oxford. Each succeeding issue of the annual has been given this copyrighted identity. The name gradually became synonymous with the University and is now a treasured segment of University history. The late Frank E. Everett, Jr., B.A. '32, LLB '34, put it best when he wrote:

*There is a valid distinction between The University and Ole Miss even though the separate threads are closely interwoven.*

*The University is buildings, trees and people. Ole Miss is mood, emotion and personality. One is physical, and the other is spiritual. One is tangible, and the other intangible.*

*The University is respected, but Ole Miss is loved. The University gives a diploma and regrettably terminates tenure, but one never graduates from Ole Miss.*

### REBELS

The name REBELS emerged as Ole Miss' official athletic nickname in 1936. Suggested by Judge Ben Guider of Vicksburg, it was one of five entries submitted to Southern sports writers for final selection from a list totaling more than 200 proposed nicknames. The promotion was a contest sponsored by *The Mississippian*, the student newspaper. Of the 42 newsmen contacted, 21 responded. "Rebels" was the choice of 18. The University Athletic Committee made the name official with the Committee chairman, the late Judge William Hemingway, stating: "If 18 sports writers wish to use 'Rebels', I shall not rebel, so let it go 'Ole Miss Rebels.'"

### RED & BLUE

In 1893, when Ole Miss' first football team was in training for a five-game season, Dr. A.L. Bondurant, organizer and manager-coach, later recalled that "the team had much discussion as to the colors that should be adopted, but it was finally suggested by the manager that the union of the Crimson of Harvard and the Navy Blue of Yale would be very harmonious, and that it was well to have the spirit of both of these good colleges." These were adopted as the football colors, and have since been adopted by the University as its athletic colors. The PMS numbers for the Ole Miss red and blue are as follows: Red 186, Blue 2767.

### HOTTY TODDY

Are You Ready?  
Hell Yeah! Damn Right!  
Hotty Toddy, Gosh Almighty,  
Who The Hell Are We? Hey!  
Flim Flam, Bim Bam  
Ole Miss By Damn!



*Rebel joined the Ole Miss Family in 2010-11. A student-led initiative to find a new on-field mascot concluded with the announcement of Rebel on Oct. 14, 2010, and he made his first public appearance April 5, 2011 at Blair E. Batson Hospital for Children in Jackson, Miss.*

## HOMECOMING AT OLE MISS

Homecoming at Ole Miss was formed as a weekend when alumni would reunite on the Oxford campus. It wasn't until 1924 that Homecoming became centered around a Rebel football game.

November 22, 1924, is recognized as the first official Homecoming football celebration at Ole Miss. On that day, the Rebels defeated Mississippi College 10-6. Since then, the Homecoming football game and Homecoming weekend have been an annual event at Ole Miss.

Homecoming is a tradition on nearly every collegiate campus. At Ole Miss, it holds a special place in the hearts of all University alumni and current students. In 1928, the University students felt it a privilege to invite all former graduates back to the Ole Miss grounds.

"We bid hearty welcome to the alumni on the campus today," wrote J.P. Dale, the editor of *The Mississippian*. "It is always a pleasure for the student body to receive you, and to attempt to make you feel at home here as of yore. There are many ties that bind the old grad to his Alma Mater, but the greatest of all the ties, and the one lasting tie, is that feeling of love and veneration of the traditions of Ole Miss."

The first Homecoming parade is believed to have taken place in 1930. That year, students held a pep

rally followed by a huge bonfire where freshmen dressed in pajamas and joined the Ole Miss marching band as the procession continued on toward downtown.

The Homecoming parade, which has a wide range of participants from the University, still takes place today with the help of the Oxford community. The University celebrates by inducting five new members into the Ole Miss Alumni Hall of Fame. It also honors tradition by selecting a Homecoming Queen and her court.

The Rebels have found much success when hosting a foe on Homecoming. Entering this year's date with New Mexico State, Ole Miss owns an impressive 70-15-2 record in Homecoming games. The Rebels have won 26 of the last 31 Homecoming contests.



2014 Homecoming Queen Murray Miller takes the field at halftime of the Tennessee game.

## ALMA MATER

Way down south in Mississippi  
There's a spot that ever calls

Where among the hills enfolded  
Stand ole Alma Mater's halls

Where the trees lift high their branches  
To the whisp'ring southern breeze

There Ole Miss is calling, calling  
To our hearts' fond memories.

With united hearts we praise thee,  
All our loyalty in thine,

And we hail thee, Alma Mater,  
May thy light forever shine;

May thy brighter grow and brighter  
And with deep affection true,

Our thoughts shall ever cluster 'round thee,  
Dear old Red and Blue.

May thy fame throughout the nation,  
Thru thy sons and daughters grow,

May thy name forever waken,  
In our hearts a tender glow,

May thy counsel and thy spirit  
Ever keep us one in this,

That our own shall be thine honor,  
Now and ever, dear Ole Miss.

Words by Mrs. A. W. Kahle  
Music by W. F. Kahle '25  
Rev. by Ruth McNeil '37

## OLE MISS CREED

The University of Mississippi is a community of learning dedicated to nurturing excellence in intellectual inquiry and personal character in an open and diverse environment. As a voluntary member of this community:

- I believe in respect for the dignity of each person
- I believe in fairness and civility
- I believe in personal and professional integrity
- I believe in academic honesty
- I believe in academic freedom
- I believe in good stewardship of our resources

I pledge to uphold these values and encourage others to follow my example

## ALL-TIME HOMECOMING RESULTS

(Won 70, Lost 15, Tied 2)

Nov. 22, 1924 Mississippi College . . . . . 10-6	Oct. 7, 1950 Boston College . . . . . 54-0	Oct. 21, 1972 Florida . . . . . 0-16	Oct. 29, 1994 LSU . . . . . 34-21
Nov. 21, 1925 Southwestern . . . . . 31-0	Oct. 20, 1951 Tulane . . . . . 25-6	Oct. 27, 1973 Vanderbilt . . . . . 24-14	Oct. 28, 1995 Vanderbilt . . . . . 21-10
Oct. 16, 1926 Loyola (Chicago) . . . . . 13-7	Nov. 1, 1952 LSU . . . . . 28-0	Oct. 19, 1974 South Carolina . . . . . 7-10	Nov. 16, 1996 LSU . . . . . 7-39
Nov. 5, 1927 LSU . . . . . 12-7	Oct. 10, 1953 Vanderbilt . . . . . 28-6	Oct. 11, 1975 Georgia . . . . . 28-13	Sept. 27, 1997 Vanderbilt . . . . . 15-3
Nov. 3, 1928 Clemson . . . . . 26-7	Oct. 16, 1954 Tulane . . . . . 34-7	Oct. 9, 1976 Georgia . . . . . 21-17	Oct. 24, 1998 Arkansas State . . . . . 30-17
Nov. 2, 1929 Sewanee . . . . . 6-6	Oct. 22, 1955 Arkansas . . . . . 17-7	Oct. 22, 1977 Vanderbilt . . . . . 26-14	Oct. 9, 1999 Tulane . . . . . 20-13
Oct. 18, 1930 Sewanee . . . . . 7-13	Oct. 13, 1956 Vanderbilt . . . . . 16-0	Oct. 14, 1978 Kentucky . . . . . 17-24	Oct. 28, 2000 UNLV . . . . . 43-40 (OT)
Nov. 7, 1931 Sewanee . . . . . 0-7	Nov. 9, 1957 LSU . . . . . 14-12	Oct. 27, 1979 Vanderbilt . . . . . 63-28	Oct. 20, 2001 Middle Tennessee . . . . . 45-17
Nov. 12, 1932 Sewanee . . . . . 27-6	Nov. 8, 1958 Houston . . . . . 56-7	Oct. 18, 1980 Florida . . . . . 3-15	Oct. 12, 2002 Arkansas State . . . . . 52-17
Oct. 21, 1933 Sewanee . . . . . 41-0	Oct. 17, 1959 Tulane . . . . . 53-7	Oct. 24, 1981 Vanderbilt . . . . . 23-27	Oct. 11, 2003 Arkansas State . . . . . 55-0
Oct. 27, 1934 Sewanee . . . . . 19-6	Oct. 29, 1960 LSU . . . . . 6-6	Oct. 16, 1982 TCU . . . . . 27-9	Oct. 2, 2004 Arkansas State . . . . . 28-21
Oct. 19, 1935 Florida . . . . . 27-6	Oct. 28, 1961 Vanderbilt . . . . . 47-0	Oct. 22, 1983 Vanderbilt . . . . . 21-14	Oct. 8, 2005 Citadel . . . . . 27-7
Oct. 24, 1936 Catholic University . . . . . 14-0	Oct. 6, 1962 Houston ( <i>in Jackson</i> ) . . . . . 40-7	Sept. 29, 1984 Tulane . . . . . 19-14	Oct. 7, 2006 Vanderbilt . . . . . 17-10
Oct. 9, 1937 Saint Louis . . . . . 21-0	Oct. 26, 1963 Vanderbilt . . . . . 27-7	Oct. 26, 1985 Vanderbilt . . . . . 35-7	Oct. 6, 2007 Louisiana Tech . . . . . 24-0
Oct. 22, 1938 Centenary . . . . . 47-14	Oct. 3, 1964 Houston . . . . . 31-9	Oct. 18, 1986 SW Louisiana . . . . . 21-20	Oct. 4, 2008 South Carolina . . . . . 24-31
Oct. 21, 1939 Saint Louis . . . . . 42-0	Oct. 9, 1965 Florida . . . . . 0-17	Oct. 24, 1987 Vanderbilt . . . . . 42-14	Oct. 17, 2009 UAB . . . . . 48-13
Oct. 19, 1940 Duquesne . . . . . 14-6	Oct. 15, 1966 Southern Miss . . . . . 14-7	Nov. 5, 1988 Tulane . . . . . 9-14	Nov. 6, 2010 Louisiana-Lafayette . . . . . 43-21
Oct. 4, 1941 Southwestern . . . . . 27-0	Oct. 21, 1967 Southern Miss . . . . . 23-14	Oct. 28, 1989 Vanderbilt . . . . . 24-16	Nov. 12, 2011 Louisiana Tech . . . . . 7-27
Oct. 19, 1946 Louisiana Tech . . . . . 6-7	Oct. 19, 1968 Southern Miss . . . . . 21-13	Oct. 20, 1990 Arkansas State . . . . . 42-13	Oct. 13, 2012 Auburn . . . . . 41-20
Sept. 20, 1947 Kentucky . . . . . 14-7	Oct. 18, 1969 Southern Miss . . . . . 69-7	Oct. 26, 1991 Vanderbilt . . . . . 27-30	Oct. 26, 2013 Idaho . . . . . 59-14
Oct. 9, 1948 Vanderbilt . . . . . 20-7	Nov. 7, 1970 Houston . . . . . 24-13	Nov. 7, 1992 Memphis . . . . . 17-12	Oct. 18, 2014 Tennessee . . . . . 34-3
Oct. 1, 1949 Kentucky . . . . . 0-47	Oct. 23, 1971 Vanderbilt . . . . . 28-7	Nov. 13, 1993 Northern Illinois . . . . . 44-0	