

2 0 1 0 G E O R G I A T E C H F O O T B A L L

GEORGIA TECH



B R A C E F O R

IMPACT


2 0 0 9 A C C C H A M P I O N S

HEAD COACH

PAUL JOHNSON



- In each of his first two seasons at Tech, Johnson has been named the ACC Coach of the Year. He is the first coach to win the award in his first two years in the league.
- In 2008, he was named National Coach of the Year by CBS Sports.
- In 2009, the Yellow Jackets won the ACC title outright for the first time since 1990, defeating Clemson in the ACC Championship Game.
- Tech played in a BCS bowl game for the first time in 2009.
- Under Johnson, Tech has averaged 10 wins per season.
- Johnson has beaten every ACC team he has faced at least once (Tech has not played Maryland or NC State since Johnson's arrival).
- In each of the last two seasons Tech has ranked in the top five nationally in rushing offense.
- Tech has produced a first team All-American in each of the last two seasons -- Michael Johnson in 2008 and Derrick Morgan in 2009.
- Since Johnson's arrival, a Tech player has been named ACC Offensive Player of the Year (Jonathan Dwyer in 2008) and ACC Defensive Player of the Year (Morgan in 2009).
- In 2009, Tech won in Tallahassee (Fla.) for the first time in school history, beat a top-five ranked team at home (Virginia Tech) for the first time since 1962 and won on the road in Charlottesville (Va.) for the first time since 1990.
- Also in 2009, Tech earned its highest national ranking (7th) since 1999.
- No coach in college football history won more games in their first 13 seasons than Johnson has (127-46).



GEORGIA TECH



2010 SCHEDULE

DATE	OPPONENT	SITE	TV	TIME
Sept. 4	SOUTH CAROLINA STATE	Atlanta	ESPN3.com	1:00
Sept. 11	at Kansas	Lawrence, Kan.	Fox Sports Net	12:00 (ET)
Sept. 18	at North Carolina	Chapel Hill, N.C.	Raycom	12:00
Sept. 25	NC STATE (Parent's Weekend)	Atlanta	TBD	TBD
Oct. 2	at Wake Forest	Winston-Salem, N.C.	TBD	TBD
Oct. 9	VIRGINIA (Homecoming)	Atlanta	TBD	TBD
Oct. 16	MIDDLE TENNESSEE STATE (Hall of Fame Weekend)	Atlanta	TBD	TBD
Oct. 23	at Clemson	Clemson, S.C.	TBD	TBD
Nov. 4 (Thur)	at Virginia Tech	Blacksburg, Va.	ESPN	7:30
Nov. 13	MIAMI (1990 National Championship Team Reunion Weekend)	Atlanta	TBD	TBD
Nov. 20	DUKE	Atlanta	TBD	TBD
Nov. 27	at Georgia	Athens, Ga.	TBD	TBD



WHAT'S INSIDE



13 Consecutive Bowl Appearances ■ 2009 ACC Champions

Introduction

- 2 What's inside
- 3 Quick facts/ACC schedule
- 4 Media information
- 6 SID office/On the airwaves
- 7 Opponent information
- 8 1990 national championship

2010 Preview

- 10 Preseason outlook
- 12 Notebook
- 15 Depth chart (post-spring)
- 16 Roster breakdown
- 18 Alphabetical roster
- 20 Numerical roster
- 22 Personality grid
- 24 Players' survey

Player Bios

- 26 Alford/Alford/Anthony Allen
- 27 Jamie Alvarez/Ben Anderson
- 28 Chandler Anderson
- 29 Attaochu/Ayers/Bailey
- 30 Anthony Barnes
- 31 T.J. Barnes/Austin Barrick
- 32 Sean Bedford/Ray Beno
- 33 Scott Blair
- 34 B.J. Bostic/Julian Burnett
- 35 Mario Butler/Alexander Carvajal
- 36 Claytor/Conant/Cone
- 37 Matt Connors/Lucas Cox
- 38 C. Crenshaw/Izaan Cross
- 39 Cummings/Days/Dieke
- 40 Daniel Drummond/Correy Earls
- 41 Mario Edwards
- 42 Egbuniwe/Elakman
- 43 Elder/Emerson/Finch/Flanary

- 44 Fraysier/Garrett/Godhigh
- 45 Shawn Green/Robert Hall
- 46 Deon Hill/Stephen Hill
- 47 Hogan III/Holton/C. Jackson
- 48 Kyle Jackson/Will Jackson
- 49 Brad Jefferson/Isaiah Johnson
- 50 Mike Johnson/Roddy Jones
- 51 Keith/Kelly/Kidney
- 52 Krish/Lanier/Leary
- 53 Jeff Lentz/Jon Lockhart
- 54 Luallen/Lyons/Machen
- 55 Stephen Mann/Denzel McCoy
- 56 McKayhan/McNearney/McRae
- 57 Tyler Melton/Carl Miles
- 58 Je. Moore/Ju. Moore/Morgan
- 59 Malcolm Munroe/Quayshawn Nealy
- 60 Joshua Nesbitt
- 61 Nordmann/Okebie/Paige
- 62 Embry Peeples
- 63 Charles Perkins/Jason Peters
- 64 Peterson/Polak/Poole
- 65 Cory Pritchett/Ty Rawlings
- 66 Dominique Reese/Rashaad Reid
- 67 Lance Richardson/Albert Rocker
- 68 Scott/Scully/Shirah/D. Sims
- 69 Quentin Sims/Orwin Smith
- 70 Phil Smith
- 71 Sparlin/Sweeting/Sylvester
- 72 Chris Tanner/Jerrard Tarrant
- 73 Cooper Taylor
- 74 Jemea Thomas/Omoregie Uzzi
- 75 Logan Walls/Tevin Washington
- 76 Richard Watson/Brandon Watts
- 77 Anthony Williams/Marcus Wright
- 78 Mo. Wright/Young/Zenon

The Staff

- 84 Paul Johnson
- 85 Brian Bohannon
- 86 Al Groh
- 88 Charles Kelly
- 89 Andy McCollum
- 90 Lamar Owens
- 91 Al "Buzz" Preston
- 92 Mike Sewak
- 93 Joe Speed
- 94 Todd Spencer
- 95 Support Staff
- 98 Dr. Aaron King
- 99 Dr. G.P. "Bud" Peterson
- 100 Dan Radakovich
- 101 Administrative staff
- 102 Staff directory

2009 Review

- 104 The season in review
- 106 2009 statistics
- 112 Scoring drives
- 113 Big plays
- 114 Superlatives
- 115 Participation
- 116 Game summaries

Records

- 122 Team records
- 123 Individual records
- 125 Rushing
- 126 100-yard rushing games
- 127 Passing
- 128 Receiving
- 129 Total offense/Scoring
- 130 Kicking/Punting
- 131 Returns

- 132 Defense
- 133 Yearly leaders
- 136 Individual single-game
- 138 Team single game
- 139 Opponent single-game
- 140 Scoring margin
- 141 Longest plays
- 142 Last time it happened
- 144 Year-by-year team statistics
- 146 Tech in the NCAA statistics

History

- 148 Great moments
- 150 All-Americans
- 152 National honors

- 153 Academic honors
- 154 All-conference
- 156 Yellow Jackets in the NFL
- 158 Tech in the NFL draft
- 160 All-time letterwinners
- 165 All-time starting lineups
- 168 All-time head coaches
- 169 All-time assistant coaches
- 170 Bowl history
- 172 National polls
- 173 Season-by-season results
- 174 Season-by-season scores
- 186 Series results

CREDITS

The 2010 Georgia Tech Football Guide is a product of the Georgia Tech Athletic Association.

Designed and edited by Assistant Athletic Director Dean Buchan

Editorial assistance provided by Mike Huff, Dan Goldberger and John Gatto of the Georgia Tech sports information office. Other assistance provided by Nick Kretschmar, Kyle Sears and Hunter McKay.

Covers designed by Summit Design.

Photography by David Johnson/Lens Effects, Barry Williams, Josh Wiess, Dave Tulis, Vern Verna, Gary Phillips, Action Sports International, Juan Moore, Pete Casabonne/Color Genesis, Mike Jula, Jack Reimer, Jerry Pillarelli, David Gentry, Stephen Jensen, Greg Fiume, Jeff Hurndon, Kelvin Kuo, CFA/ESPN/Disney and many unidentified photographers of the past. Also, thanks to each NFL organization that provided photos of former Georgia Tech players.



GEORGIA TECH FOOTBALL 2010

2010 ACC COMPOSITE SCHEDULE



Thursday, September 2
Florida A&M at Miami
Presbyterian at Wake Forest

Saturday, September 4
Weber State at Boston College
North Texas at Clemson
Elon at Duke
Samford at Florida State
South Carolina State at Georgia Tech
LSU vs. North Carolina (Atlanta)
Western Carolina at NC State
Richmond at Virginia

Monday, September 6
Navy vs. Maryland
(Baltimore), ESPN, 4 pm
Boise State vs. Virginia Tech,
(Washington), ESPN, 8 pm

Saturday, September 11
Kent State at Boston College
Presbyterian at Clemson
Duke at Wake Forest
Florida State at Oklahoma
Georgia Tech at Kansas
Morgan State at Maryland
Miami at Ohio State
NC State at UCF
Virginia at Southern California
James Madison at Virginia Tech

Thursday, September 16
Cincinnati at NC State, ESPN

Saturday, September 18
Clemson at Auburn
Alabama at Duke
BYU at Florida State
Georgia Tech at North Carolina
Maryland at West Virginia
East Carolina at Virginia Tech
Wake Forest at Stanford

Thursday, September 23
Miami at Pittsburgh, ESPN

Saturday, September 25
Virginia Tech at Boston College
Army at Duke
Wake Forest at Florida State
NC State at Georgia Tech
Florida International at Maryland
North Carolina at Rutgers
VMI at Virginia

Saturday, October 2
Notre Dame at Boston College
Miami at Clemson
Duke at Maryland
Florida State at Virginia
Georgia Tech at Wake Forest
East Carolina at North Carolina
Virginia Tech at NC State

Saturday, October 9
Boston College at NC State
Clemson at North Carolina
Florida State at Miami
Virginia at Georgia Tech
Central Michigan at Virginia Tech
Navy at Wake Forest

Saturday, October 16
Boston College at Florida State
Maryland at Clemson
Miami at Duke
North Carolina at Virginia
Middle Tennessee at Georgia Tech
NC State at East Carolina
Wake Forest at Virginia Tech

Saturday, October 23
Maryland at Boston College
Georgia Tech at Clemson
Duke at Virginia Tech
North Carolina at Miami
Eastern Michigan at Virginia

Thursday, October 28
Florida State at NC State, ESPN

Saturday, October 30
Clemson at Boston College
Duke at Navy
Wake Forest at Maryland
Miami at Virginia

William & Mary at North Carolina

Thursday, November 4
Georgia Tech at Virginia Tech, ESPN

Saturday, November 6
Boston College at Wake Forest
NC State at Clemson
Virginia at Duke
North Carolina at Florida State
Maryland at Miami

Saturday, November 13
Boston College at Duke
Clemson at Florida State
Miami at Georgia Tech
Maryland at Virginia
Virginia Tech at North Carolina
Wake Forest at NC State

Saturday, November 20
Virginia at Boston College
Clemson at Wake Forest
Duke at Georgia Tech
Florida State at Maryland
Virginia Tech at Miami
NC State at North Carolina

Saturday, November 27
Boston College at Syracuse
South Carolina at Clemson
North Carolina at Duke
Florida at Florida State
Georgia Tech at Georgia
NC State at Maryland
South Florida at Miami
Virginia at Virginia Tech
Wake Forest at Vanderbilt

Saturday, December 4
Dr Pepper ACC Championship Game
Charlotte, N.C.

GENERAL

LocationAtlanta, GA 30332
Founded1885
Enrollment19,404
NicknamesYellow Jackets, Ramblin Wreck
ColorsOld Gold and White
ConferenceAtlantic Coast (Coastal Division)
PresidentDr. G.P. "Bud" Peterson
Alma MaterKansas State (1977)
Director of AthleticsDan Radakovich
Alma MaterIndiana Univ. of Pennsylvania (1980)
StadiumBobby Dodd Stadium/Grant Field
SurfaceNatural Grass
Capacity55,000
Basic OffenseSpread Option
Basic Defense3-4

HISTORY

First Year of Football1892
Number of Seasons117
All-Time Record673-449-43
All-Time W-L at Bobby Dodd Stadium434-180-21
Bowl Appearances38 (22-16)
Consecutive Bowl Appearances13
First Year Competed For ACC Title1983
National Championships4 (1990, '52, '28, '17)
ACC Championships3 (2009, 1998, 1990)
SEC Championships5
Southern Conference Championships3

2009 SUMMARY

2009 Record11-3
2009 BowlOrange Bowl (L, 24-14 vs. Iowa)
2009 ACC Record7-1
2009 Coastal Division Finish1st

COACHING STAFF

Head CoachPaul Johnson
Alma MaterWestern Carolina (1979)
Record at Georgia Tech20-7 (2 seasons)
Record Overall127-46 (13 seasons)
Quarterbacks/B-BacksBrian Bohannon
Defensive CoordinatorAl Groh
SecondaryCharles Kelly
Defensive Line/Recruiting CoordinatorAndy McCollum
A-BacksLamar Owens
Wide ReceiversAl "Buzz" Preston
Co-Offensive LineMike Sewak
LinebackersJoe Speed
Co-Offensive LineTodd Spencer
Graduate AssistantCraig Candeto
Graduate AssistantChris Hampton
Staff AssistantJ.R. Dorman
Staff AssistantShane Bowen
Staff AssistantRichard Bedesem
Player DevelopmentNeal Peduzzi
Sports MedicineJay Shoop
Director of OperationsJason Snider
Assistant Director of OperationsTophers Roberts
Director of Player PersonnelLiam Klein
Equipment ManagerTom Conner
Assistant Equipment ManagerPunt Windham
Administrative CoordinatorTeri Anton
Administrative AssistantJennifer Pardue

SPORTS INFORMATION

Football Contact (Assistant AD)Dean Buchan
E-Maildbuchan@athletics.gatech.edu
Office404.894.5445
Cell404.295.8703
Secondary Football ContactMike Huff
E-Mailmhuff@athletics.gatech.edu
Office404.894.5445
Cell918.289.6144
Associate SIDMike Stamus
Assistant SIDDan Goldberger
Assistant SIDSeth Gerard
SID AssistantBetsy Devine
Website CoordinatorRichard Musterer
WebsiteRamblinWreck.com
FacebookFacebook.com/gtathletics
TwitterTwitter.com/gtathletics
Ticket Office1.888.TECH.TIX

FUTURE OPPONENTS

2011	2012	2013	2014	2015
Clemson	Boston College	Clemson	Wake Forest	Clemson
Maryland	Virginia	Florida State	Virginia	NC State
North Carolina	Duke	North Carolina	Duke	North Carolina
Virginia Tech	Miami	Virginia Tech	Miami	Virginia Tech
Kansas	Southeastern Louisiana	Elon	Wofford	Georgia Southern
Western Carolina	Middle Tennessee State	Georgia	at Clemson	Tulane
Georgia	at Maryland	at Boston College	at Florida State	Georgia
at NC State	at Clemson	at Virginia	at North Carolina	at Wake Forest
at Virginia	at North Carolina	at Duke	at Virginia Tech	at Virginia
at Miami	at Virginia Tech	at Miami	at Tulane	at Duke
at Duke	at Georgia	at TBA	at Georgia	at Miami
at Middle Tennessee St.				at Syracuse



MEDIA INFORMATION

13 Consecutive Bowl Appearances ■ 2009 ACC Champions

WEEKLY MEDIA ACCESS

Note

Schedules vary during weeks in which Tech plays on Thursday night, and during an open date week.

Mondays

- Game notes available on RamblinWreck.com.
- Paul Johnson and players available for post-practice interviews.

Tuesdays

- Paul Johnson's weekly press conference begins at 11:40 a.m.
- Defensive coordinator Al Groh, players available for post-practice interviews
- Television re-broadcast (edited version) of previous week's game on Comcast Sports Southeast, 3 and 9 p.m.

Wednesdays

- ACC Weekly Teleconference, 10:30 a.m.-12:30 p.m. (Information below)
- ACC Satellite Feed, 2:30-4 p.m. (Information below)
- Paul Johnson, players available for post-practice interviews
- Paul Johnson Radio Show, 7-8 p.m., live from Fox Sports Grill in Atlantic Station.

Game Days

- Paul Johnson, players available for post-game interviews.

ACC Weekly Teleconference

The 12 ACC football coaches will be featured on a weekly teleconference each Wednesday (with the exception of Thanksgiving week) from 10:30 a.m., to 12:30 p.m., beginning September 1 and concluding Tuesday, November 23. Each coach will have 10 minutes to make an opening statement and answer questions. There will be an instant replay of each teleconference on the Conference's internet site TheACC.com each Wednesday afternoon. To obtain the call-in number, media should contact the ACC office (336.851.6062) or Dean Buchan in the Georgia Tech sports information office (404.894.5445).

Coach, School	Time
Jim Grobe, Wake Forest	10:30 am
Frank Beamer, Virginia Tech	10:40 am
Mike London, Virginia	10:50 am
Tom O'Brien, NC State	11:00 am
Butch Davis, North Carolina	11:10 am
Randy Shannon, Miami	11:20 am
Ralph Friedgen, Maryland	11:30 am
Paul Johnson, Georgia Tech	11:40 am
Jimbo Fisher, Florida State	11:50 am
David Cutcliffe, Duke	12:00 pm
Dabo Swinney, Clemson	12:10 pm
Frank Spaziani, Boston College	12:20 pm

ACC Weekly Satellite Feed

Wednesdays, 2:30 p.m. - 4 p.m. ET
 Intelsat A6, Transponder 05, C-Band
 Located at 93 degrees West
 Downlink Freq: 3800 MHz; Polarity: Vertical

Atlantic Coast Conference Communications

4512 Weybridge Lane
 Greensboro, NC 27407
 www.theacc.com
 Office: (336) 851-6062
 Fax: (336) 854-8797

Mike Finn, Associate Commissioner (Football contact)
 Michael Kelly, Associate Commissioner
 Brian Morrison, Associate Commissioner
 Steve Phillips, Assistant Director
 Barb Dery, Administrative Assistant

RamblinWreck.com
Facebook.com/GTathletics
Twitter.com/GTathletics
Youtube.com/ramblinwrecktube

AUGUST

Sunday	Monday	Tuesday	Wednesday	Thursday	Friday	Saturday
1	2	3	4 Players report	5 First practice	6	7 Media Day (2-3 pm) YJ Celebration (3-6)
8	9	10	11	12	13	14
15	16	17	18	19	20	21
22	23 Fall semester begins	24	25 Johnson Radio Show	26	27 Kickoff luncheon at Cobb Galleria	28
29	30	31 Paul Johnson press conference (11:40)				

SEPTEMBER

Sunday	Monday	Tuesday	Wednesday	Thursday	Friday	Saturday
			1 ACC Teleconference Johnson Radio Show	2	3	4 vs. SC STATE 1:00 (ESPN3.com)
5	6	7 Paul Johnson press conference (11:40)	8 ACC Teleconference Johnson Radio Show	9	10	11 at KANSAS 12:00 (ET) (FSN)
12	13	14 Paul Johnson press conference (11:40)	15 ACC Teleconference Johnson Radio Show	16	17	18 at N. CAROLINA 12:00 (Raycom)
19	20	21 Paul Johnson press conference (11:40)	22 ACC Teleconference Johnson Radio Show	23	24	25 vs. NC STATE
26	27	28 Paul Johnson press conference (11:40)	29 ACC Teleconference Johnson Radio Show	30		

OCTOBER

Sunday	Monday	Tuesday	Wednesday	Thursday	Friday	Saturday
31					1	2 at WAKE FOREST
3	4	5 Paul Johnson press conference (11:40)	6 ACC Teleconference Johnson Radio Show	7	8	9 vs. VIRGINIA
10	11	12 Paul Johnson press conference (11:40)	13 ACC Teleconference Johnson Radio Show	14	15 Hall of Fame banquet	16 vs. MIDDLE TENNESSEE
17	18	19 Paul Johnson press conference (11:40)	20 ACC Teleconference Johnson Radio Show	21	22	23 at CLEMSON
24	25	26	27	28	29	30

NOVEMBER

Sunday	Monday	Tuesday	Wednesday	Thursday	Friday	Saturday
	1 Paul Johnson press conference (11:40)	2 Johnson Radio Show	3 ACC Teleconference	4 at VIRGINIA TECH 7:30 (ESPN)	5	6
7	8	9 Paul Johnson press conference (11:40)	10 ACC Teleconference Johnson Radio Show	11	12	13 vs. MIAMI
14	15	16 Paul Johnson press conference (11:40)	17 ACC Teleconference Johnson Radio Show	18	19	20 vs. DUKE
21	22	23 Johnson press conf. ACC Teleconference	24 Johnson Radio Show	25	26	27 at GEORGIA
28	29	30	December 4 ACC Championship Game Charlotte, N.C.			



MEDIA INFORMATION

Introduction

2010 Preview

Players

Staff

2009 Review

Records

History

CREDENTIALS

Credentials for Georgia Tech home football games are issued to working media only and should be requested as early as possible. Requests are honored from sports editors of daily newspapers, network affiliate television station sports directors, and websites that have a corresponding publication and/or affiliation with a nationally recognized media entity.

Requests from non-daily newspapers, periodicals, radio stations and non-affiliated websites or blogs will be considered on a case-by-case basis.

Credentials will be mailed if time permits; otherwise, they will be left at Media Will Call, which is located at the main ticket office on the north end of Bobby Dodd Stadium

Requests

In writing, via fax (404.894.1248) or e-mail (mstamus@athletics.gatech.edu)

Media Will Call

Georgia Tech Ticket Office, corner of Techwood Drive and Bobby Dodd Way.

Media Parking

A limited number of media parking spaces at various lots on campus are available. Please include parking requests along with credentials requests. The majority of media parking is located in the Student Center.

Media Meals

There is a \$5 charge for the media buffet.

THE PRESS BOX

Location

Located in the West Stands of Bobby Dodd Stadium, accessible via Gate 1 or Gate 4.

Wireless

Wireless internet access is available in the pressbox. To gain access, click on "Bobby Dodd". No passcode needed.

Live Statistics

Live stats (Gametracker) available via RamblinWreck.com.

Dining

A media meal will be served on Level 4 of the press box prior to every home game. There is a charge of \$5. Following each game, pizza will be available to media members.

WEEKLY PRESS CONFERENCE

Paul Johnson will meet with the media every Tuesday beginning at 11:40 a.m. from August 31-November 23 with two exceptions. The press conference the week of the Nov. 4 Virginia Tech game (a Thursday night game) will be held on Monday (Nov. 1). There will be no press conference on Oct. 26, the week of Tech's open date.

Johnson's weekly press conferences are held in the Goldsmith Conference Room (located in the Edge Building). No players will be available at that time. Media are welcomed to dine in the GTAA dining hall following the press conference.

PAUL JOHNSON INTERVIEWS

Head Coach Paul Johnson is available to the media at the following times:

- Following every practice on Mondays, Tuesdays and Wednesdays.
- Following every game.
- Weekly press conferences (see above).
- Weekly ACC Coaches Teleconference, every Wednesday (see schedule on page four).
- At his weekly radio show, Wednesday's 7-8 p.m. at Fox Sports Grill in Atlantic Station.
- All other interviews should be requested to Dean Buchan at least 24 hours in advance. Most of these interviews will take place between 1 and 2 p.m.

PLAYER INTERVIEWS

Yellow Jacket players are available after every practice Monday through Wednesday (after every practice, regardless of day, in August). All player requests must be made to Dean Buchan or Mike Huff before practice concludes. Players who do not practice will not be available. Players are also available after every game upon request.

COVERING PRACTICES

Practices during the season are closed, although the first 20-30 minutes are open to television media wanting to shoot video. Paul Johnson and requested players will meet with the media on Callaway Plaza, located on the North side of Bobby Dodd Stadium, at the conclusion of practice.



POSTGAME INTERVIEWS

Following home games, Paul Johnson and requested players are available in the Goldsmith Conference Room following a cooling-down period. A member of the Georgia Tech sports information staff will take requests for players in the fourth quarter. The visiting team will hold its press conference on the South end of the stadium, in the Georgia Tech weight room.

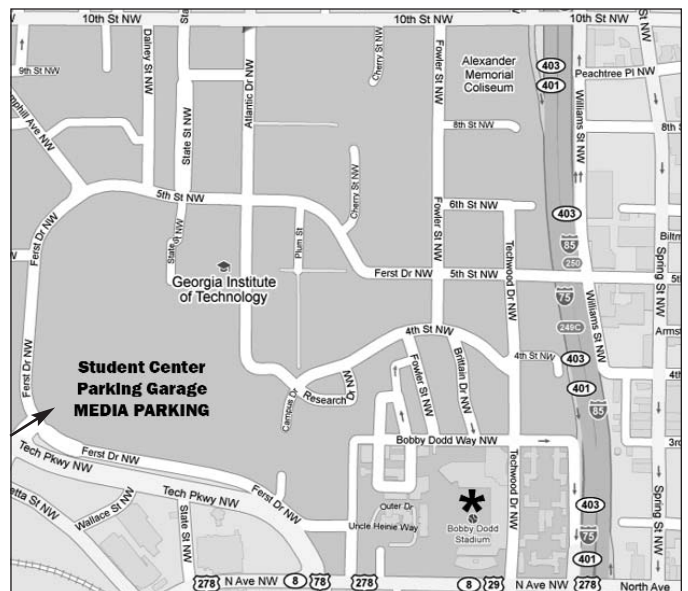
Following road games, Johnson and requested players will be available following a cooling-down period at a site determined by the home team. Please make your requests for Yellow Jacket players to Dean Buchan or Mike Huff prior to the conclusion of the game.

NFL SCOUTS

NFL scouts can receive credentials and access to the pressbox. The written (or e-mail) request must be made at least two weeks in advance to Mike Stamus (mstamus@athletics.gatech.edu). No parking pass is provided to scouts. Seats are assigned on a space-available basis.

DIRECTIONS TO BOBBY DODD STADIUM

- From I-85 North or Hartsfield-Jackson International Airport: Get on I-85 North for 12 miles. Exit on 10th Street. Go left to Fowler Street and take a left.
- From I-85 South: Go South to North Avenue/Georgia Tech exit, take right onto North Avenue, take right on Techwood Drive.





Georgia Tech Sports Information

Phone: 404.894.5445 ■ Fax: 404.894.1248 ■ Mailing/Shipping Address: 150 Bobby Dodd Way, NW, Atlanta, Ga. 30332-0455
Website: RamblinWreck.com ■ Facebook: Facebook.com/gtathletics ■ Twitter: Twitter.com/gtathletics ■ YouTube: Youtube.com/ramblinwrecktube

Staff	Title	Sport(s) Contact	Cell	E-Mail
Dean Buchan	Assistant Athletic Director	Football	404.295.8703	dbuchan@athletics.gatech.edu
Mike Stamus	Associate Director	Men's Basketball, Golf, Men's Tennis	404.218.9723	mstamus@athletics.gatech.edu
Dan Goldberger	Assistant Director	Women's Basketball, Women's Tennis	646.872.7568	dgoldberger@athletics.gatech.edu
Seth Gerard	Assistant Director	Volleyball, Softball	774.279.4461	sgerard@athletics.gatech.edu
Mike Huff	Assistant Director	Secondary Football Contact, Baseball	918.289.6144	mhuff@athletics.gatech.edu
Betsy Devine	Graduate Assistant	Cross Country, Track, Swimming and Diving		bdevine@athletics.gatech.edu
Richard Musterer	Website Coordinator		404.558.5070	rmusterer@athletics.gatech.edu



Dean Buchan



Betsy Devine



Seth Gerard



Dan Goldberger



Mike Huff



Richard Musterer



Mike Stamus

YELLOW JACKET FOOTBALL ON THE AIR

GEORGIA TECH/ISP SPORTS RADIO NETWORK

Wes Durham enters his 16th year as the play-by-play "Voice of the Yellow Jackets." A six-time Georgia Sportscaster of the Year, including 2009, and winner of the "Furman Bisher Award" from the Atlanta Sports Council in 2006, he also serves as Tech's Director of Broadcasting. Durham also is in his seventh year as the play-by-play voice of the NFL's Atlanta Falcons.

Durham is joined in the booth by former Ramblin Wreck and NFL quarterback Rick Strom, who returns for his sixth season. Jeff Woolverton, a mid-day personality on 790AM The Zone, enters his third season as sideline reporter.

Miller Pope is the producer for the majority of Georgia Tech radio broadcasts.

Pregame coverage begins two hours before kickoff with "Yellow Jacket Countdown," featuring game previews, live guests and former players.

For a complete list of radio affiliates, visit Tech's official athletics website, RamblinWreck.com or contact ISP Sports at 404.365.9880.

Tech games are also available on XM Satellite Radio, Channels 191-193.

THE PAUL JOHNSON RADIO SHOW

Head coach Paul Johnson's weekly radio show airs Wednesdays from 7-8 p.m. (beginning Aug. 25), live from Fox Sports Grill in Atlantic Station.

The show, hosted by Wes Durham, is carried live locally on Tech's flagship station, "790 the Zone" (WQXI-AM), and WYAY-FM (106.7).

Johnson and Durham take phone call questions from fans and also break down each week's game.

For a list of affiliates carrying the Johnson radio show, visit the Tech website or contact ISP Sports.

GEORGIA TECH FOOTBALL WITH PAUL JOHNSON

Georgia Tech Football with Paul Johnson, co-hosted by Wes Durham, airs in Atlanta on Comcast Sports Southeast and other affiliates to be determined. The half-hour show is also available regionally on stations and cable systems throughout Georgia and the Southeast. The show premieres Friday, September 3rd.

TELEVISION REPLAYS

Georgia Tech games are televised on a tape-delay basis on Comcast Sports Southeast (CSS). Each game airs the following Tuesday nights (check local listings) on CSS.



SPORTS PROPERTIES



TECH FOOTBALL RADIO AFFILIATES

Station	City	Frequency
WALG-AM	Albany, GA	1590
WQXI-AM	Atlanta, GA	790
WYAY-FM	Atlanta, GA	106.7
WRDW-AM	Augusta, GA	1630
WMOG-AM	Brunswick, GA	1490
WSAA-FM	Cleveland, TN	93.1
WDXQ-FM	Cochran, GA	96.7
WAGH-FM	Columbus, GA	101.3
WHAL-AM	Columbus, GA	1460
WJJC-AM	Commerce, GA	1270
WCON-AM	Cornelia	1450
WCON-FM	Cornelia	99.3
WBLJ-AM	Dalton	1230
WGGA-AM	Gainesville, GA	1240
*WDDK-FM	Greensboro, GA	103.9
WKEU-AM	Griffin, GA	1450
*WLOP-AM	Jesup, GA	1370
WTRP-AM	LaGrange, GA	620
*WLXN-AM	Lexington, NC	1440
*WPEH-AM	Louisville, GA	1420
WQMJ-FM	Macon, GA	100.1
WFDR-AM	Manchester, GA	1370
*WMVG-AM	Milledgeville, GA	1450
WLAQ-AM	Rome, GA	1410
WSGA-FM	Savannah, GA	92.3
*WDCD-FM	Statesboro, GA	107.3
WJFL-FM	Tennille, GA	101.9
WTGA-AM	Thomaston, GA	1590
WNEG-AM	Toccoa, GA	630
WWOP-AM	Vidalia, GA	970
WYUM-FM	Vidalia, GA	101.7

* Selected games

13 Consecutive Bowl Appearances ■ 2009 ACC Champions



Jeff Woolverton, Miller Pope, Wes Durham and Rick Strom.



2010 OPPONENTS

Introduction

2010 Preview

Players

Staff

2009 Review

Records

History

Clemson Tigers

Location: Clemson, S.C.
Enrollment: 19,111
Stadium (Capacity): Clemson Memorial (81,473)
Head Coach: Dabo Swinney (Alabama, '93)
Record at Clemson: 13-8 (2 seasons)
Career Record: Same
2009 Team Record: 9-5 overall (6-2 ACC)
Starters Returning/Lost: 15/9
Letterman Returning/Lost: 51/20
Football SID: Tim Bourret
SID Office Phone/Fax: (864) 656-1926/656-0299
Bourret's Cell: (864) 356-3791
Bourret's E-Mail: btimoth@clemson.edu
SID Mailing Address: P.O. Box 31, Clemson, SC 29633
Athletic Website: ClemsonTigers.com
Series vs. Georgia Tech: GT leads 49-24-2

Duke Blue Devils

Location: Durham, N.C.
Enrollment: 6,247
Stadium (Capacity): Wallace Wade Stadium (33,941)
Head Coach: David Cutcliffe (Alabama, '76)
Record at Duke: 9-15 (2 seasons)
Career Record: 53-44 (8 seasons)
2009 Team Record: 5-7 overall (3-5 ACC)
Starters Returning/Lost: 18/7
Letterman Returning/Lost: 40/15
Football SID: Art Chase
SID Office Phone/Fax: (919) 684-2614/684-2489
Chase's Cell: (919) 599-9820
Chase's E-Mail: chasea@duaa.duke.edu
SID Mailing Address: 115 Cameron Indoor Stadium, Durham, NC 27708
Athletic Website: GoDuke.com
Series vs. Georgia Tech: GT leads 46-30-1

Georgia Bulldogs

Location: Athens, Ga.
Enrollment: 34,180
Stadium (Capacity): Sanford Stadium (92,746)
Head Coach: Mark Richt (Miami, '82)
Record at Georgia: 90-27 (9 seasons)
Career Record: Same
2009 Team Record: 8-5 overall (4-4 SEC)
Starters Returning/Lost: 17/7
Letterman Returning/Lost: 49/25
Football SID: Claude Felton
SID Office Phone/Fax: (706) 542-1621/542-9339
Felton's Cell: (706) 540-4029
Felton's E-Mail: cfelton@sports.uga.edu
SID Mailing Address: P.O. Box 1472, Athens, GA 30603
Athletic Website: georgiadogs.com
Series vs. Georgia Tech: UGA leads 60-39-5

Kansas Jayhawks

Location: Lawrence, Kan.
Enrollment: 30,102
Stadium (Capacity): Kivisto Field at Memorial Stadium (50,071)
Head Coach: Turner Gill (North Texas '90)
Record at Kansas: First year
Career Record: 20-30 (4 seasons)
2009 Team Record: 5-6 overall (1-7 Big 12)
Starters Returning/Lost: 17/10
Letterman Returning/Lost: 38/13
Football SID: Mike Strauss
SID Office Phone/Fax: (785) 864-3420/864-7944
Strauss' Cell: (785) 331-7576
Strauss' E-Mail: mstrauss@ku.edu
SID Mailing Address: 1651 Naismith Drive, Lawrence, KS 66045
Athletic Website: kuathletics.com
Series vs. Georgia Tech: GT leads 1-0

Miami Hurricanes

Location: Miami, Fla.
Enrollment: 15,323
Stadium (Capacity): Sun Life Stadium (74,916)
Head Coach: Randy Shannon (Miami, '89)
Record at Miami: 21-17 (3 seasons)
Career Record: Same
2009 Team Record: 9-4 overall (5-3 ACC)
Starters Returning/Lost: 15/7
Letterman Returning/Lost: 51/20
Football SID: Kerwin Lonzo
SID Office Phone/Fax: (305) 284-3244/284-2807
Lonzo's Cell: (305) 505-6454
Lonzo's E-Mail: klonzo@miami.edu
SID Mailing Address: 5821 San Amaro Drive, Coral Gables, FL 33146
Athletic Website: HurricaneSports.com
Series vs. Georgia Tech: GT leads 10-5

Middle Tennessee State Blue Raiders

Location: Murfreesboro, Tenn.
Enrollment: 25,188
Stadium (Capacity): Horace Jones Field at Johnny "Red" Floyd Stadium (30,788)
Head Coach: Rick Stockstill (Florida State, '82)
Record at MTSU: 27-23 (5 seasons)
Career Record: Same
2009 Team Record: 10-3 overall (7-1 Sun Belt)
Starters Returning/Lost: 14/8
Letterman Returning/Lost: 42/14
Football SID: Mark Owens
SID Office Phone/Fax: (615) 898-2450/898-5626
Owens' Cell: (615) 631-9520
Owens' E-Mail: owens@goblueraiders.com
SID Mailing Address: MTSU Box 20, Murfreesboro, TN 37132
Athletic Website: GoBlueRaiders.com
Series vs. Georgia Tech: No previous meetings

North Carolina Tar Heels

Location: Chapel Hill, N.C.
Enrollment: 17,895
Stadium (Capacity): Kenan Stadium (60,000)
Head Coach: Butch Davis (Arkansas, '74)
Record at North Carolina: 20-18 (3 seasons)
Career Record: 71-38 (9 seasons)
2009 Team Record: 8-5 overall (4-4 ACC)
Starters Returning/Lost: 19/3
Letterman Returning/Lost: 39/11
Football SID: Kevin Best
SID Office Phone/Fax: (919) 962-8916/962-0612
Best's Cell: (919) 619-7020
Best's E-Mail: kevinbest@unc.edu
SID Mailing Address: P.O. Box 2126, Chapel Hill, NC 27515
Athletic Website: TarHeelBlue.com
Series vs. Georgia Tech: GT leads 24-18-3

NC State Wolfpack

Location: Raleigh, N.C.
Enrollment: 33,879
Stadium (Capacity): Carter-Finley Stadium (57,583)
Head Coach: Tom O'Brien (Navy, '71)
Record at NC State: 16-21 (3 seasons)
Career Record: 91-66 (13 seasons)
2009 Team Record: 5-7 overall (2-6 ACC)
Starters Returning/Lost: 11/13
Letterman Returning/Lost: 31/18
Football SID: Annabelle Myers
SID Office Phone/Fax: (919) 515-2101/515-3624
Myers' Cell: (919) 819-8302
Myers' E-Mail: annabelle_myers@ncsu.edu
SID Mailing Address: Campus Box 8502, Raleigh, NC 27695
Athletic Website: GoPack.com
Series vs. Georgia Tech: GT leads 17-9

South Carolina State Bulldogs

Location: Orangeburg, S.C.
Enrollment: 4,700
Stadium (Capacity): Oliver C. Dawson Stadium (22,800)
Head Coach: Oliver "Buddy" Pough (South Carolina State, '75)
Record at South Carolina State: 67-26 (8 seasons)
Career Record: Same
2009 Team Record: 10-2 overall (8-0 Mid-Eastern)
Starters Returning/Lost: 14/10
Letterman Returning/Lost: 42/15
Football SID: William "Bill" Hamilton
SID Office Phone/Fax: (803) 536-8759/536-8622
Hamilton's Cell: (803) 378-6165
Hamilton's E-Mail: whamilton@scsu.edu
SID Mailing Address: P.O. Box 7128, Orangeburg, SC 29117
Athletic Website: scsuathletics.com
Series vs. Georgia Tech: No previous meetings

Virginia Cavaliers

Location: Charlottesville, Va.
Enrollment: 20,897
Stadium (Capacity): David A. Harrison, III Field at Scott Stadium (61,500)
Head Coach: Mike London (Richmond '83)
Record at Virginia: First year
Career Record: 24-5 (2 seasons)
2009 Team Record: 3-9 overall (2-6 ACC)
Starters Returning/Lost: 14/10
Letterman Returning/Lost: 43/20
Football SID: Vincent Briedis
SID Office Phone/Fax: (434) 982-5533/982-5525
Briedis' Cell: 434-326-3792
Briedis' E-Mail: briedis@virginia.edu
SID Mailing Address: P.O. Box 400853, Charlottesville, VA 22903
Athletic Website: virginiasports.com
Series vs. Georgia Tech: UVA leads 16-15-1

Virginia Tech Hokies

Location: Blacksburg, Va.
Enrollment: 30,000
Stadium (Capacity): Lane Stadium (66,233)
Head Coach: Frank Beamer (Virginia Tech, '69)
Record at Virginia Tech: 187-92-2 (23 seasons)
Career Record: 229-115-4 (29 seasons)
2009 Team Record: 10-3 overall (6-2 ACC)
Starters Returning/Lost: 17/10
Letterman Returning/Lost: 14/13
Football SID: Dave Smith
SID Office Phone/Fax: (540) 231-6726/231-6984
Smith's Cell: (540) 998-5905
Smith's E-Mail: vtsid@vt.edu
SID Mailing Address: Virginia Tech (0502) Blacksburg, VA 24061
Athletic Website: hokiesports.com
Series vs. Georgia Tech: VT leads 4-3

Wake Forest Demon Deacons

Location: Winston-Salem, N.C.
Enrollment: 4,476
Stadium (Capacity): BB&T Field (31,500)
Head Coach: Jim Grobe (Virginia '75)
Record at Wake Forest: 59-51 (9 seasons)
Career Record: 92-84-1 (15 seasons)
2009 Team Record: 5-7 overall (3-5 ACC)
Starters Returning/Lost: 16/10
Letterman Returning/Lost: 48/22
Football SID: Steve Shutt
SID Office Phone/Fax: (336) 758-5640/758-5140
Shutt's Cell: (336) 970-7512
Shutt's E-Mail: shuttsj@wfu.edu
SID Mailing Address: P.O. Box 7426, Winston-Salem, NC 27109
Athletic Website: WakeForestSports.com
Series vs. Georgia Tech: GT leads 21-8



CELEBRATING THE CHAMPIONS

A season-long celebration of Georgia Tech's 1990 national title season lies ahead, culminating with a reunion Nov. 12-13

Georgia Tech will celebrate the 20th anniversary of its 1990 national championship football season this fall, including Reunion Weekend Nov. 12-13 when players, coaches and staff from that squad will be invited back to campus.

The 1990 team, under the direction of head coach Bobby Ross, went from being left out of the early season national polls to No. 1 in the final coaches poll of the season after producing an 11-0-1 record and defeating Nebraska in the Florida Citrus Bowl. The last team to win the ACC championship outright since Paul Johnson's team last December, the 1990 Yellow Jackets earned the school's fourth national championship.

"The 1990 National Championship is a hugely significant milestone in Georgia Tech's storied history," athletic director Dan Radakovich said. "We are very much looking forward to having the players, coaches and administrators from that team return to campus as we celebrate their accomplishment."

Players, coaches and staff members from the 1990 team will attend a private gathering on Friday night, Nov. 12, at Hotel Palomar in Midtown. The following day, when Georgia Tech hosts Miami in a key ACC Coastal Division game at Bobby Dodd Stadium, members of the team will again gather for various events. They will lead the current team on the march down Yellow Jacket Alley two hours before kickoff. The entire team will be honored at halftime.

"This is a great time for the 1990 team to get back together and catch up with what past teammates are doing in their lives today as well as reminisce on that great season and times we had on The Flats," said Alan Waters a member of the 1990 team who is prominent in Tech's planning of Reunion Weekend.

"It will also be a time for us to come together and review the possibilities of creating an endowment from the 1990 National Championship Team to assist in the continued success for the Georgia Tech football program."

The 1990 season began modest enough, with an eight-point win over NC State and a 44-9 win over outmanned Chattanooga. The nation began to take notice in Week 3 when the Yellow Jackets beat 25th-ranked South Carolina, 27-6. A 31-3 thrashing of Maryland the first Saturday in October moved Tech up to No. 18 in the Associated Press poll.


The Yellow Jackets improved to 5-0 with a 21-19 win over 15th-ranked Clemson in front of 46,066 fans at Bobby Dodd Stadium. The win over the Tigers stamped Tech as a legitimate national title contender. A 13-13 tie at North Carolina on Oct. 20 was the only blemish on an otherwise perfect season.

Following a Homecoming win over Duke, 6-0-1 Georgia Tech faced its biggest obstacle - a road game at No. 1 Virginia on Nov. 3. In one of the greatest games in ACC history and certainly one of the most significant victories in Georgia Tech history, the Yellow Jackets staged a phenomenal comeback against the Cavaliers' potent offense. Shawn Jones and William Bell led the resurgence, and Scott Sisson's field goal with seven seconds left stunned UVA and set off a wild celebration back on The Flats.


Tech barely avoided a letdown the following Saturday, beating Virginia Tech 6-3 in a defensive struggle. After a 42-7 win at Wake Forest to finish off the ACC championship, the Yellow Jackets rolled to a 40-23 over rival Georgia between the hedges in Athens.

On New Year's Day, the Yellow Jackets ran past Nebraska in the Florida Citrus Bowl, 45-21. The victory gave Tech a final 11-0-1 record and when the Coaches Poll (UPI) was released the following day, the Jackets were on top of the college football world.

"It takes a special group of guys to win a national championship the way we did and it created an eternal bond," said Marlon Williams, who played on the 1990 team. "I'm really looking forward to being in the presence of such classy and courageous teammates again. I am certain the fellowship will be unforgettable and the reunion a huge success."



13 Consecutive Bowl Appearances ■ 2009 ACC Champions



2 0 1 0 G E O R G I A T E C H F O O T B A L L



B R A C E F O R

IMPACT

2010 PREVIEW

2 0 0 9 A C C C H A M P I O N S



2010 PREVIEW: CHASING ANOTHER TITLE

Paul Johnson's third Georgia Tech team should continue to put up big numbers on offense while making improvements on defense

If Georgia Tech needs extra motivation in defending its ACC championship in 2010, the Yellow Jackets can find it in just about any preseason magazine or college football website.

The naysayers are out in force, much like in 2008 when Sports Illustrated projected Tech to go 3-9 (the Yellow Jackets went 9-3) or last year when it wasn't expected to win the ACC's Coastal Division (Tech won the ACC championship and played in the Orange Bowl).

One ESPN.com writer says that the 2010 Yellow Jackets have "no chance" of repeating as ACC champions. Others say Georgia Tech will not be able to replace four juniors who bolted for the NFL after the 2009 season, including two who were first-round draft picks. Still others say the Coastal Division is too rugged, or that defenses are catching up with Tech's spread option offense -- never mind that the Yellow Jackets have ranked in the top five nationally in rushing in each of the last two seasons.

The lack of preseason respect has even carried over to senior quarterback Joshua (formerly "Josh") Nesbitt. Last season he was the first team All-ACC quarterback and mentioned at one point as a darkhorse in the Heisman Trophy race. This spring, Phil Steele's Magazine ranked him the fourth-best QB in the ACC and Sporting News did not rank him among the top 25 quarterbacks nationally.

In other words, Georgia Tech is right where it wants to be -- with something to prove.

"We don't pay much attention to the preseason predictions," Johnson said. "I think it's been proven that they don't mean much.

"And concerning Joshua, for what we do (on offense) there is no quarterback in the country I'd rather have and he is one of the toughest players you'll see."

Make no mistake, however, winning a second straight ACC title would be difficult. The Coastal Division includes four teams -- Tech, Virginia Tech, Miami and North Carolina -- that are in most preseason top 25s, and Duke and Virginia are improving.

Making things more challenging, Tech will play two non-conference road games against BCS opponents Kansas and Georgia, a task not many BCS teams are willing to take on.

"No question we have a difficult schedule," Johnson said. "We must play at a very high level each and every week."

For Tech to approach last year's success, the Yellow Jackets must show improvement on defense, a unit that allowed more than 360 yards and nearly 25 points per game. Tech won four games last season in which the defense allowed 30 points.

Johnson doesn't expect his defense to pitch shutouts every Saturday, just get a few three-and-outs here and there to allow his explosive offense more possessions per game.

In the off-season, Johnson hired Al Groh, one of the best defensive minds in the game, as defensive coordinator. The former Virginia and Wake Forest head coach immediately got to work in the spring installing a 3-4 defense. Tech defenders respected Groh before he got to The Flats -- his Cavalier team spoiled Tech's Homecoming in 2008 -- but the respect meter was through the roof when the Yellow Jackets watched tape of Groh's New England Patriots and New York Giants 3-4 defenses.

"I think it (the 3-4) is a simpler system that allows guys to just go play," said Johnson. "We've got some good athletes on that side of the ball. I like what I saw over there (in the spring)."

Groh was the first of what turned out to be an overhaul of the defensive staff in the off-season. Defensive



line coach and recruiting coordinator Andy McCollum returned to his native Georgia after a stint at NC State. Joe Speed, who previously worked with Johnson at Navy, came on board to coach the inside linebackers. Only Charles Kelly, who will coach the secondary, remained.

Groh and his staff will be without first team All-American defensive end Derrick Morgan and All-ACC safety Morgan Burnett, who both left for the NFL after their junior campaigns in 2009. Morgan was drafted in the first round by Tennessee, Burnett in the third round to Green Bay. Also gone is senior Sedric Griffin, a steady two-year starter at inside linebacker.

The defensive cupboard is far from bare, however, and there are two additional reasons for optimism. The new scheme saw certain players flourish in the spring -- junior defensive end Jason Peters and senior linebackers Anthony Barnes and Anthony Egbuniwe, for example.

Also, as many as four potential starters missed part or all of last season because of injuries, and at least two are expected to be back this fall. Senior defensive end Robert Hall (knee) and sophomore safety Cooper Taylor (Wolf-White-Parkinson Syndrome) did not play after the third game of 2009. Senior tackle Ben Anderson (knee) missed both of Tech's postseason games. Junior linebacker Kyle Jackson (foot) has not played since 2008. Taylor, who returned in the spring, and Anderson should be close to full-till in August. Jackson has worked hard to return, but his particular foot injury is severe enough to make him remain a question mark. Hall was suspended indefinitely in June and his status is cloudy pending the outcome of a legal matter.

The strength of the defense could lie with the secondary, where seniors Mario Butler and Dominique Reese, and juniors Taylor, Jerrard Tarrant and Rashaad



2010 SCHEDULE

Date	Opponent	TV	Time
Sept. 4	SOUTH CAROLINA STATE	ESPN3.com	1:00
Sept. 11	at Kansas	FSN	12:00 (ET)
Sept. 18	*at North Carolina	Raycom	12:00
Sept. 25	*NC STATE	TBD	TBD
Oct. 2	*at Wake Forest	TBD	TBD
Oct. 9	*VIRGINIA (HC)	TBD	TBD
Oct. 16	MIDDLE TENNESSEE STATE	TBD	TBD
Oct. 23	*at Clemson	TBD	TBD
Nov. 4 (Thur)	*at Virginia Tech	ESPN	7:30
Nov. 13	*MIAMI	TBD	TBD
Nov. 20	*DUKE	TBD	TBD
Nov. 27	at Georgia	TBD	TBD

*ACC Game

STARTERS/LETTERWINNERS RETURNING/LOST

STARTERS	Returning	Lost
Total	14	8
Offense	6	5
Defense	8	3
Special Teams	(2)	0

LETTERWINNERS	Returning	Lost
Total	53	17
Offense	23	9
Defense	25	8
Special Teams	5	0

PERCENTAGES RETURNING IN 2010

Category	Pct/Total	Returning
Rushing Attempts	527 of 776	67.9
Rushing Yards	2,739 of 4,193	65.3
Rushing Touchdowns	33 of 47	70.2
Pass Completions	77 of 78	98.7
Passing Yards	1,756 of 1,774	98.9
Passing Touchdowns	11 of 11	100.0
Receptions	27 of 78	34.6
Receiving Yards	583 of 1,774	32.9
Receiving Touchdowns	3 of 11	27.3
Points Scored	341 of 473	72.1
Total Offense	4,495 of 5,967	75.3
All-Purpose Yards	4,871 of 7,559	64.4
Punts	37 of 37	100.0
Field Goals	14 of 14	100.0
Punt Returns	21 of 21	100.0
Kick Returns	54 of 54	100.0
Interceptions	7 of 12	58.3
Tackles	597 of 827	72.2
Sacks	12.0 of 25.0	48.0

RETURNING PLAYERS' CAREER STARTS

Player	2009	Career
Mario Butler, Sr., CB	14	27
Roddy Jones, Jr., AB	13	26
Joshua Nesbitt, Sr., QB	14	25
Dominique Reese, Sr., DB	6	18
Brad Jefferson, Sr., LB	14	17
Tyler Melton, Jr., WR	10	17
Anthony Allen, Sr., AB	14	14
Austin Barrick, Sr., OT	10	14
Sean Bedford, Sr., C	14	14
Rashaad Reid, Jr., DB	6	14
Lucas Cox, Sr., RB	0	13
Ben Anderson, Sr., DT	12	12
Logan Walls, Jr., DT	11	11
Kyle Jackson, Jr., LB	0	10
Jerrard Tarrant, Jr., CB	10	10
Anthony Egbuniwe, Sr., DE	9	9
Correy Earls, Sr., DB	0	8
Steven Sylvester, Jr., LB	8	8
Anthony Barnes, Sr., LB	0	7
Cooper Taylor, Jr., S	3	6
Nick Claytor, Jr., OT	0	5
Mario Edwards, Sr., S	5	5
Jason Peters, Jr., DT	4	4
Phil Smith, So., OT	4	4
Julian Bumett, So., LB	3	3
Kevin Cone, Sr., WR	3	3
Robert Hall, Sr., DE	3	3
Izaan Cross, So., DE	2	2
T.J. Barnes, So., DT	1	1
Stephen Hill, So., WR	1	1
Embry Peoples, Jr., AB	1	1
Michael Peterson, Jr., DB	1	1

13 Consecutive Bowl Appearances ■ 2009 ACC Champions



2010 PREVIEW

Reid have a combined 75 career starts. Groh and Kelly tinkered with the secondary in the spring, moving Tarrant from cornerback to safety and Reese from safety to cornerback. Butler has started a team-high 27 times at corner. Reid has shown the versatility to play safety, corner or nickel. Taylor, sophomore Jemea Thomas and true freshman Isaiah Johnson, who enrolled at Tech in January, give Tech solid depth at safety. Junior Michael Peterson, sophomores Rod Sweeting and Jon Lockhart, and redshirt freshman Carl Miles are among a group competing for starting jobs at cornerback.

The vocal leader of the defense is senior inside linebacker Brad Jefferson, an honorable mention All-ACC selection last season. Jefferson led the team with 95 tackles last year, 10 more than anyone on the squad.

The other starter at inside linebacker should come from a group that includes junior Steven Sylvestre, who started eight games at outside linebacker in 2009; redshirt freshman Brandon Watts, who was impressive in the spring; and sophomore Julian Burnett, who made an immediate impact last fall as a true freshman.

Seniors Anthony Barnes and Anthony Egbuniwe, a pair of "tweeners" in the old 4-3 defense, may have found a home at outside linebacker in the new scheme. Both enter the fall on top of the depth chart, but will receive competition from junior Albert Rocker, sophomore Malcolm Munroe and redshirt freshman Christopher Crenshaw.

The three-man defensive front may be led by junior end Jason Peters, who may have been Tech's most improved player in the spring. Sophomore Izaan Cross, who played some last season as a true freshman, enters the fall as the starter at the other end. Other potential defensive ends include redshirt freshman Emmanuel "Too Tall" Dieke and redshirt freshman Euclid Cummings. If senior Robert Hall can fully recover from a knee injury, he will certainly be in the hunt for a starting job at end.

Junior Logan Walls was the No. 1 nose tackle during spring practice. He will be pushed by sophomore T.J. Barnes and senior Ben Anderson, who sat out spring drills to recover from an injury.

The offense centers around Nesbitt, the first team All-ACC quarterback, team captain and one of the top dual-threat QBs in college football. Nesbitt rushed and passed for more than 1,000 yards last season, teaming with Jonathan Dwyer to become the most-prolific rushing duo in Georgia Tech history.

Now in his third year engineering Johnson's spread option offense, few players are more important to their team's success.

Nesbitt missed all of spring drills after electing to have off-season injury to clean up an ankle. With Nesbitt sidelined, three potential back-ups -- sophomore Tevin Washington and redshirt freshmen Jordan Luallen and David Sims -- competed for the No. 2 job. Washington, who was outstanding in the weather-shortened spring game, enters the fall as the top back-up to Nesbitt.

Dwyer was the workhorse B-back last year, carrying 235 times for 1,395 yards. But even with Dwyer's early departure to the NFL, where he was drafted by the Pittsburgh Steelers, the B-back position remains healthy and perhaps as deep as any position on the team.

Senior Anthony Allen, the Louisville transfer who averaged more than nine yards per carry last season, moves from A-back to B-back. With potentially more carries this year, the only thing that may prevent him from a 1,000-yard season is that the players behind him on the depth chart should get their share of touches as well.

Senior Lucas Cox, who also moved from A-back to his more natural position of B-back, enjoyed an outstanding spring, as did sophomore Richard Watson. Junior Preston Lyons, the back-up to Dwyer last season, missed all of spring drills to recover from shoulder surgery.

Junior Roddy Jones, who has more than 1,000 career rushing yards, leads a talented and athletic corps of A-

backs (or slot backs). Juniors Embry Peebles and Marcus Wright, and sophomore Orwin Smith all have experience and all have the receiving skills needed for this hybrid position.

If all goes to plan, Johnson would like to throw to the A-backs more often this season.

Statistically, Tech's biggest loss is wide receiver Demaryius Thomas, an early departure and first-round draft pick of the Denver Broncos. Thomas hauled in 46 of Tech's 78 receptions a year ago and he came up with too many big plays to count.

Look for the Yellow Jacket wide receivers to be more by committee in 2010, although sophomore Stephen Hill has all-star potential and junior Tyler Melton is a two-year starter. Senior Kevin Cone and sophomores Quentin Sims and Daniel McKayhan are among those that will be part of that committee.

The offensive line lost 60 percent of its starting five. Seniors Cord Howard, who signed as a free agent with the Buffalo Bills, and Brad Sellers both graduated. Junior Joseph Gilbert transferred, leaving senior All-ACC center Sean Bedford and senior tackle Austin Barrick as the only returning starters.

However, Johnson and offensive line coaches Mike Sewak and Todd Spencer are confident the O-line will be as good, if not better than last year's unit that helped Georgia Tech lead the ACC in rushing for the second straight year.

Back is sophomore tackle Phil Smith, a part-time starter who missed spring drills to recover from an injury. Sophomore guard Omoregie Uzzi saw his playing time increase as the 2009 season progressed. Sophomore guard Nick McRae gained valuable experience last year as a redshirt freshman. Junior tackle Nick Claytor, who overcame back surgery last season to play as a reserve, is pain-free for the first time since 2008.

Tech redshirted four talented freshmen offensive linemen last season -- Ray Beno, Jay Finch, Will Jackson and Tyler Kidney.

The kicking game should be in its best shape since 2007.

Senior Scott Blair returns for his fourth season as Tech's primary kicker. Last season he connected on 14-of-20 field goal attempts and booted four field goals in the ACC Championship Game win over Clemson.

Blair will get some healthy competition this fall. True freshman kicker Justin Moore is the first rookie specialist to come to Tech on scholarship in the Paul Johnson era. Ty Rawlings, Chris Tanner, David Scully and Andy Elakman will also push Blair.

Junior Chandler Anderson is coming off a solid sophomore year in which he ranked third in the ACC in punting average (42.3). Sean Poole had his moments in spring drills as well.



GEORGIA TECH BY THE NUMBERS

- 0** coaches in college football history won more games in their first 13 seasons as a head coach than Paul Johnson (127)
- 2** punt returns for touchdowns by Jerrard Tarrant in 2009 -- he needs one more in 2010 to tie the Georgia Tech career record
- 2** Yellow Jackets -- Stephen Hill (track and field) and Roddy Jones (baseball) -- played a second sport at Georgia Tech last spring
- 3** The last three ACC Coaches of the Year -- Al Groh in 2007 and Paul Johnson in 2008 and 2009 -- will roam the Tech sidelines this season
- 3** former head coaches are Tech assistant coaches -- Al Groh (Virginia, Wake Forest), Andy McCollum (MTSU) and Mike Sewak (Georgia Southern)
- 4** Juniors -- Morgan Burnett, Jonathan Dwyer, Derrick Morgan and Demaryius Thomas -- left for the NFL after the 2009 season
- 4** straight years Georgia Tech has produced a 1,000-yard rusher, including two 1,000-yard rushers last season
- 4** new assistant coaches are on the Georgia Tech staff -- Al Groh, Andy McCollum, Lamar Owens and Joe Speed
- 6** times over the last two seasons Georgia Tech has rushed for 400 or more yards in a game
- 10** wins over the last two seasons combined in games decided by five points or less including a streak of nine wins in a row
- 13** consecutive seasons the Yellow Jackets have appeared in a bowl game, including the Orange Bowl last season
- 14** starters are back in 2010 including six on offense and eight on defense, plus both the kicker and punter return
- 16** Wes Durham enters his 16th season as the radio play-by-play voice for Yellow Jacket football and basketball
- 18** Georgia Tech will play in an ESPN Thursday Night Game for the 18th consecutive season when the Jackets play at Virginia Tech
- 20** consecutive seasons Georgia Tech has finished .500 or better in conference play -- the second-longest current streak nationally behind Florida (23)
- 25** career rushing touchdowns, entering 2010, by senior quarterback Joshua Nesbitt -- the fifth-most in Georgia Tech history
- 77** players from the state of Georgia are on the 2010 Yellow Jacket roster
- 97** years ago Grant Field was erected, and no team has won more games in their current stadium than Georgia Tech
- 104** times Georgia Tech and in-state rival Georgia have met on the gridiron, and the 105th meeting comes Nov. 27, 2010 in Athens
- 118** Georgia Tech enters its 118th season of football with an all-time record of 673-449-43, including 38 bowl appearances
- 145** consecutive games, entering the 2010 season, Georgia Tech has played without returning a kickoff for a touchdown
- 158** consecutive games, entering 2010, Georgia Tech has played without being shut out (last came on Oct. 18, 1997 at Florida State)
- 693** rushing yards is what Joshua Nesbitt needs to overtake Clemson's Woodrow Dantzler as the ACC's all-time leading rushing quarterback

Introduction

2010 Preview

Players

Staff

2009 Review

Records

History




2010 NOTEBOOK

13 Consecutive Bowl Appearances ■ 2009 ACC Champions

CENTER OF ATTENTION

Senior center Sean Bedford grew up in Gainesville, Fla., where he was a big Florida Gator fan, attended most Gator home games, and went to the same church as Urban Meyer (Meyer's daughter plays volleyball at Georgia Tech). But Bedford, an outstanding student, was only recruited for football by Ivy League-type schools. Wanting to play big-time college football, he chose to walk-on at Tech and follow his other passion - aerospace engineering.




Under former coach Chan Gailey, Bedford toiled on the scout team as a defensive lineman. In the spring of 2008, new coach Paul Johnson loved Bedford's work ethic and told him: "Instead of beating our starting offensive linemen every snap, why don't you just take their place?"

Bedford moved to the offensive line and immediately made progress. In the spring of 2009 he emerged as the starting center, subplanting a two-year senior starter. Last season, Bedford earned first team All-ACC honors and helped Tech rank second nationally in rushing offense. This year, he is one of 25 preseason candidates for the Rimington Award, which goes to college football's top center.

Last fall, Bedford's class load included Fixed Wing Senior Design, Jet and Rocket Propulsion, High-Speed Aerodynamics and Flight Dynamics. Close to graduation, Bedford has just two classes this fall - Experimental Fluid Dynamics (lab) and Intellectual Properties.

PLAYING WITH HEART

When Georgia Tech played at Miami last season (Sept. 17, 2009), starting safety Cooper Taylor's heart raced abnormally. He could not get the ticker to slow down and he took himself out of the game. The Georgia Tech medical staff examined him and eventually discovered that Taylor was suffering from Wolff-White-Parkinson syndrome.



COOPER TAYLOR



LOGAN WALLS

Taylor sat out the rest of the season and had surgery. It was almost identical to the surgery junior defensive tackle Logan Walls, also a potential starter, had one year earlier.

Both players are healthy and are playing big roles currently in Tech's 3-4 defense.

Wolff-Parkinson-White Syndrome is a condition in which the

heart beats rapidly because of abnormal, extra electrical pathways between the heart's upper and lower chambers, according to mayoclinic.org.

LITTLE BROTHER

On a high school church mission to Nicaragua, Luallen began a friendship with a young orphan. Even after returning to Greenwood, Ind., where Luallen attended high school, he maintained contact with the young boy.

After high school, Luallen's family moved to the Atlanta area.

Earlier this year, Luallen received good news - his friend from Nicaragua had been adopted. Even better news, the family that adopted the kid also lived just outside of Atlanta. Look for the little guy to attend some games at Bobby Dodd Stadium this fall.



JORDAN LUALLEN

ACC COACH OF THE YEAR X 3

The last three winners of the ACC Coach of the Year award are on the Georgia Tech staff. Head coach Paul Johnson won the award in 2008 and 2009 - the first coach to win the honor in his first two seasons in the league. The 2007 ACC Coach of the Year was Al Groh, the former Virginia head coach, who is now the Yellow Jackets' defensive coordinator. Groh also won the award in 2002.

TIMING WAS RIGHT FOR ALLEN, TECH

In his first two seasons at Louisville, Anthony Allen rushed for more than 1,000 yards and looked poised to become one of the Cardinals' all-time leading rushers. But a new coaching staff came in and candidly informed him that the new offense preferred smaller backs.

Allen had been recruited by Georgia Tech, contacted Yellow Jacket officials and ultimately transferred to the Flats. Last season Allen averaged more than nine yards per carry. This season he takes over for Jonathan Dwyer as Tech's workhorse B-back and is a strong candidate to rush for 1,000 yards as a senior.



TWO-SPORT GUYS

Junior A-back Roddy Jones spent part of his spring playing for Georgia Tech's nationally-ranked baseball team. Jones attended all 15 spring football practices and played with the Yellow Jacket baseball team on off days. Jones was drafted by the Chicago White Sox out of high school.



RODDY JONES



STEPHEN HILL

Sophomore wide receiver Stephen Hill missed one spring practice to participate in the ACC Outdoor Track and Field Championships in the long jump. Earlier in the spring, Hill produced the third-best long jump mark in the ACC.

ALL IN THE FAMILY

Senior wide receiver Kevin Cone's brother, Zach, plays baseball for arch-rival Georgia and emerged last spring as one of the top outfielders in the SEC... senior B-back Lucas Cox' brother, Michael, is a former three-year starting fullback at Tech and currently a member of the Kansas City Chiefs... sophomore T.J. Barnes' brother, Beau Reliford, plays football at Florida State... junior A-back Roddy Jones has a brother, Darius, playing football at Air Force... sophomore linebacker Malcolm Munroe's brother, Dorian, played safety last season for Florida... sophomore wide receiver Quentin Sims' brother, Damon, plays linebacker at Indiana.



Kevin Cone (right) and little brother and Bulldog, Zach.

THE GOLD STANDARD

The Gold Standard is a campus wide effort of the Georgia Tech Athletic Association to raise awareness of sportsmanship at all Georgia Tech Athletic events by increasing positive Yellow Jacket support; creating a sense of pride in Georgia Tech venues, events, and traditions; promoting appreciation for the spirit of competition and providing a safe, healthy and respectful game day environment for all.



THURSDAY NIGHT REGULARS

Georgia Tech will make an appearance on ESPN's Thursday night package for the 18th consecutive year. This year's early November game at Virginia Tech is slated for ESPN Thursday night this season.



2010 NOTEBOOK



RONNY CONE



KEVIN CONE



JIM BOB TAYLOR



COOPER TAYLOR

GOOD BLOODLINES

Quentin Sims' father, Fred Sims, was a running back at Oklahoma in the early 1980s... Cooper Taylor's father, Jim Bob Taylor, played quarterback at Georgia Tech and later for the Baltimore Colts... Kevin Cone's dad, Ronny Cone, played football at Tech from 1979-83 and later with the New York Jets.

THE GRADUATES

At least six Yellow Jackets will play the 2010 season as college graduates. Senior Robert Hall graduated in the spring. Five others – Anthony Egbuniwe, Correy Earls, Anthony Barnes, Austin Barrick and Lucas Cox – graduated in the summer.

COACHING EXPERIENCE


■ Three Georgia Tech assistant coaches have previously served as head coaches on the college level – Al Groh (Virginia, Wake Forest), Andy McCollum (Middle Tennessee State) and Mike Sewak (Georgia Southern).

■ Georgia Tech's full-time coaching staff (head coach Paul Johnson and nine assistant coaches) have combined to coach 201 seasons on the Division I level entering the 2010 season. Those 10 Yellow Jacket coaches have also combined to coach in 72 bowl games.

RANDY RHINO WILL BE TECH'S LEGEND

Randy Rhino, a three-time first team All-American from 1972-74, will serve as Georgia Tech's "Legend" at the ACC Football Championship Game weekend in Charlotte, N.C.

Rhino went on to play in the NFL, WFL and CFL, but he made his mark as one of Georgia Tech's all-time greats as a de-



GEORGIA TECH'S ACC LEGENDS

2010	Randy Rhino
2009	Eddie Lee Ivery
2008	Pat Swilling
2007	George Morris
2006	Marco Coleman
2005	Joe Hamilton

fensive back and punt returner.

YELLOW JACKETS EXCELLING IN THE CLASSROOM

Since Paul Johnson arrived on campus less than three years ago, the Georgia Tech football team has seen its Academic Progress Report (APR) scorers improve every season.

The Yellow Jackets posted a 951 (out of 1,000) in 2008, followed by 957 in 2009 and 967 this year.

NUMBER CHANGES

Safety Mario Edwards will wear jersey No. 8 this year (No. 33 last season). Soph-

omore guard Omoregie Uzzi switches from No. 62 to No. 77. Backup Preston Lyons switches to No. 27 from No. 39.

ROAD WARRIORS

Georgia Tech is doing something this fall that very few BCS teams do – play not one, but two non-conference road games against BCS opponents. The Yellow Jackets' non-conference slate includes road trips to Kansas and Georgia.

Out of all BCS teams, only 12 will play two non-conference road games in 2010.

Out of those 12, only Georgia Tech (Kansas, Georgia), South Florida (Florida, Miami) and UCLA (Kansas State and Texas) play two non-conference road games against two BCS opponents.

BCS Team	Road Opponent 1	Road Opponent 2
Georgia Tech	Kansas	Georgia
NC State	Central Florida	East Carolina
Baylor	TCU	Rice
Cincinnati	Fresno State	NC State
Louisville	Oregon State	Arkansas State
Pittsburgh	Notre Dame	Utah
South Florida	Florida	Miami
West Virginia	Marshall	LSU
Northwestern	Vanderbilt	Rice
UCLA	Kansas State	Texas
Southern Cal	Hawaii	Minnesota
Washington State	Oklahoma State	SMU

TRANSFERS FINDING HOMES AT TECH

Anthony Allen (Louisville), Anthony Egbuniwe (Tulsa) and Mario Edwards (Virginia Tech) – three Division I transfers – ended spring practice as starters. Lucas Cox (Connecticut) and Kevin Cone (Shorter) rank second on the depth chart.

SCHEDULE NOTES

Notes on Georgia Tech's 2010 opponents:

S.C. State – The Bulldogs went 8-0 in MEAC play last season and lost to Appalachian State in the FCS playoffs... Georgia Tech and S.C. State will meet on the gridiron for the first time.

Kansas – Tech makes its first trip to Lawrence for a game that will kick-off at 11 a.m. Central... the Yellow Jackets' last road trip to play a Big 12 Conference team came in 1992 at Baylor... the last Tech meeting with the Jayhawks was a 20-14 Jacket victory in the 1948 Orange Bowl... KU is under the direction of new coach Turner Gill.

North Carolina – Georgia Tech has won four of the last five meetings, but the Tar Heels won the last time the two teams played at Kenan Stadium in 2008.

N.C. State – The Wolfpack are back on Georgia Tech's schedule for the first time since 2006 and will play in Atlanta for the first time since 2005.

Wake Forest – The Demon Deacons will be the third straight North Carolina-based team that the Yellow Jackets will face... Tech hasn't lost in Winston-Salem since 1999... Wake nearly spoiled Tech's ACC Coastal Division title run last season before the Jackets escaped with a 30-27 overtime victory in Atlanta.

Virginia – The Yellow Jackets are looking for consecutive wins over the Cavaliers for the first time since 1990-91... the Cavaliers will be facing their former coach, Al Groh, who is now Tech's defensive coordinator... Virginia's last trip to Atlanta, in 2008, saw the Wahoos spoil the Jackets' homecoming... Virginia has a new head coach in Mike London.

Middle Tennessee State – The Blue Raiders won 10 games last season, played in a bowl game and had a seven-game winning streak at one point... quarterback Dwight Dasher was responsible for 36 touchdowns in 2009... Tech assistant coach Andy McCollum is a former MTSU head coach... Phil Steele predicts the Blue Raiders to go 11-1 in 2010.

Clemson – Georgia Tech will play Clemson for the third time in just over a year when the two teams meet Oct. 23 in Death Valley... the Yellow Jackets won both meetings last year, including the ACC Championship Game in Tampa.. Tech has won the last four meetings, including a win at Clemson in 2008 in Dabo Swinney's first game as the Tigers' head coach.

Virginia Tech – The two Coastal Division rivals meet in an ESPN Thursday night game in Blacksburg Nov. 4... Tech beat the Hokies last season in Atlanta, while Virginia Tech beat Georgia Tech 20-17 in 2008 in Blacksburg.

Miami – The Hurricanes handed Tech its first loss of the 2009 season, snapping Tech's four-year winning streak against Miami... Tech's 1990 national championship team will be honored this Reunion Weekend (Nov. 12-13).

Duke – The Blue Devils were one win shy of becoming bowl-eligible in 2009... Duke will be looking for its first win at Bobby Dodd Stadium since 1994.

Georgia – The in-state rivals will



TECH AND GEORGIA WILL MEET FOR THE 105TH TIME.

Introduction

2010 Preview

Players

Staff

2009 Review

Records

History



PRESEASON DEPTH CHART

Depth chart from April 24, 2010

OFFENSE

QB	9	Joshua Nesbitt	6-1	217	Sr.
	13	Tevin Washington	6-0	205	So.-R
	7	Jordan Luallen or	6-4	213	Fr.-R
	16	David Sims	6-0	213	Fr.-R
BB	18	Anthony Allen	6-0	229	Sr.-R
	36	Lucas Cox or	6-0	245	Sr.-R
	32	Richard Watson or	6-1	230	So.-R
	27	Preston Lyons	6-0	211	Jr.-R
AB	20	Roddy Jones	5-9	202	Jr.-R
	3	Marcus Wright	5-7	177	Jr.
	4	B.J. Bostic or	5-11	170	Fr.
	49	Jamal Paige	5-9	180	So.-R
AB	24	Embry Peeples	5-10	174	Jr.
	17	Orwin Smith	6-0	202	So.
	25	Robert Godhigh	5-7	187	Fr.-R
WR	84	Tyler Melton	6-0	206	Jr.
	82	Kevin Cone	6-2	207	Sr.-R
	23	Quentin Sims	6-3	202	So.-R
	88	Onu Okebie	6-1	184	Sr.
WR	5	Stephen Hill	6-5	200	So.
	80	Daniel McKayhan	6-0	198	So.-R
	83	Jeremy Moore	6-3	180	Fr.-R
	15	Correy Earls	6-0	196	Sr.-R
LT	75	Nick Claytor or	6-6	285	Jr.-R
	61	Phil Smith	6-5	287	So.-R
	64	Mike Johnson	6-4	304	So.-R
LG	76	Nick McRae	6-3	291	So.-R
	52	Will Jackson	6-3	285	Fr.-R
C	79	Sean Bedford	6-1	281	Sr.-R
	50	Jay Finch	6-3	283	Fr.-R
RG	77	Omoregie Uzzi	6-3	300	So.-R
	55	Ray Beno	6-2	290	Fr.-R
RT	73	Austin Barrick	6-3	286	Sr.-R
	74	Zach Krish	6-4	281	Sr.-R

SPECIALISTS

K	14	Scott Blair	6-0	172	Sr.
	6	Ty Rawlings or	5-10	157	Jr.-R
	10	David Scully or	6-2	183	Fr.-R
	17	Chris Tanner	6-0	178	So.-R
P	85	Chandler Anderson	6-0	201	Jr.-R
	81	Sean Poole	6-1	161	Fr.-R
LS	63	Tyler Morgan	6-3	205	So.
	53	Jeff Lentz	6-6	245	Sr.-R
	66	Cory Pritchett	6-1	267	Fr.-R
SS	53	Jeff Lentz	6-6	245	Sr.-R

DEFENSE

DE	94	Izaak Cross	6-4	292	So.
	93	Emmanuel Dieke	6-6	264	Fr.-R
DT	96	Logan Walls or	6-2	295	Jr.-R
	98	Ben Anderson	6-2	272	Sr.-R
	90	T.J. Barnes	6-7	333	So.-R
DE	92	Jason Peters	6-4	271	Jr.-R
	87	Euclid Cummings or	6-4	262	Fr.-R
	99	J.C. Lanier	6-4	290	Fr.-R
OLB	12	Anthony Barnes	6-3	248	Sr.-R
	95	Christopher Crenshaw	6-3	250	Fr.-R
	42	Malcolm Munroe	6-3	232	So.-R
ILB	51	Brad Jefferson	6-2	244	Sr.
	34	Steven Sylvester	6-2	238	Jr.
	40	Julian Burnett	5-10	222	So.
ILB	47	Brandon Watts or	6-2	237	Fr.-R
	34	Steven Sylvester	6-2	238	Jr.
	58	B.J. Machen	6-1	236	So.-R
OLB	41	Anthony Egbuniwe	6-5	248	Sr.-R
	44	Albert Rocker	6-1	231	Jr.-R
	55	Tyler Kelly	6-7	217	Fr.-R
CB	2	Mario Butler	6-1	184	Sr.
	28	Rashaad Reid	5-10	191	Jr.
	8	Carl Miles	5-11	169	Fr.-R
	29	Jon Lockhart	6-0	188	So.-R
CB	26	Dominique Reese	5-11	193	Sr.-R
	6	Rod Sweeting	6-0	181	So.
	35	Michael Peterson	5-11	190	Jr.-R
S	8	Mario Edwards	6-1	214	Sr.-R
	38	Jemea Thomas	5-10	190	So.
	1	Isaiah Johnson	6-2	195	Fr.
	43	Lance Richardson	6-2	206	Fr.-R
S	37	Jerrard Tarrant	6-1	205	Jr.-R
	22	Cooper Taylor	6-5	220	So.-R

INJURED

AB	31	Chris Jackson	6-1	205	So.-R
ILB	59	Kyle Jackson	6-0	236	Jr.-R

HOW TO SAY IT

Players

Jeremiah Attaochu	At-tao-chu
Ray Beno	Bean-O
Izaak Cross	I-zyan
Emmanuel Dieke	D-ay-K
Anthony Egbuniwe	E-boon-a-way
B.J. Machen	may-chin
Onu Okebie	O-new O-key-B
Jared Polak	paul-ick
Tanner Shirah	shy-ra
Jemea Thomas	Ja-ME-a
Omoregie Uzzi	O-more-gay ooze-E

Assistant Coaches

Mike Sewak	C-wahk
------------	-------	--------

Director of Athletics

Dan Radakovich	rad-uh-CO-vich
----------------	-------	----------------

Introduction

2010 Preview

Players

Staff

2009 Review

Records

History



2010 ROSTER BREAKDOWN

13 Consecutive Bowl Appearances ■ 2009 ACC Champions

STARTERS RETURNING ...15
Offense ...6
Defense ...9
Special Teams ...2

LETTERWINNERS RETURNING ...53
Offense ...23
Defense ...25
Special Teams ...5

TOTAL PLAYERS ON ROSTER ...117
Seniors ...20
Juniors ...18
Sophomores ...27
Redshirt Freshmen ...24
True Freshmen ...26

STARTERS LOST ...8
Offense ...5
Defense ...3
Special Teams ...0

LETTERWINNERS LOST ...17
Offense ...9
Defense ...8
Special Teams ...0

OFFENSIVE STARTERS RETURNING (6)
Name CI Pos Ht Wt VL GP GS
Anthony Allen Sr.-R BB 6-0 229 1 14 14
Austin Barrick Sr.-R OT 6-3 286 3 26 14
Sean Bedford Sr.-R C 6-1 281 2 17 14
Roddy Jones Jr.-R AB 5-9 202 2 26 26
Tyler Melton Jr. WR 6-0 206 2 20 17
Joshua Nesbitt Sr. QB 6-1 217 3 36 25

DEFENSIVE STARTERS RETURNING (9)
Name CI Pos Ht Wt VL GP GS
Ben Anderson Sr.-R DT 6-2 272 3 30 12
Mario Butler Sr. CB 6-1 184 3 39 27
Mario Edwards Sr.-R DB 6-1 214 2 24 5
Anthony Egbuniwe Sr.-R OLB 6-5 248 2 23 9
Brad Jefferson Sr. LB 6-2 244 3 35 17
Rashaad Reid Jr. CB 5-10 191 2 27 14
Steven Sylvester Jr. LB 6-2 238 2 26 8
Jerrard Tarrant Jr.-R DB 6-1 205 1 14 10
Logan Walls Jr.-R DT 6-2 295 2 17 11

SPECIALIST STARTERS RETURNING (2)
Name CI Pos Ht Wt VL GP GS
Scott Blair Sr. PK 6-0 172 3 40 0
Chandler Anderson Jr.-R P 6-0 201 2 27 0

OFFENSIVE LETTERWINNERS RETURNING (23)
Name CI Pos Ht Wt VL GP GS
Anthony Allen Sr.-R BB 6-0 229 1 14 14
Austin Barrick Sr.-R OT 6-3 286 3 26 14
Sean Bedford Sr.-R C 6-1 281 2 17 14
Nick Claytor Jr.-R OT 6-6 285 2 22 5
Kevin Cone Sr.-R WR 6-2 207 1 6 3
Lucas Cox Sr.-R RB 6-0 245 2 27 13
Correy Earls Sr.-R WR 6-0 196 3 30 8
Stephen Hill So. WR 6-5 200 1 13 1
Roddy Jones Jr.-R AB 5-9 202 2 26 26
Zach Krish Sr.-R OL 6-4 281 1 4 0
Preston Lyons Jr.-R BB 6-0 211 1 13 0
Daniel McKayhan So.-R WR 6-0 198 1 8 0
Nick McRae So.-R OL 6-3 291 1 4 0
Tyler Melton Jr. WR 6-0 206 2 20 17
Joshua Nesbitt Sr. QB 6-1 217 3 36 25
Jamal Paige So.-R AB 5-9 180 1 11 0
Embry Peeples Jr. AB 5-10 174 2 21 1
Quentin Sims So.-R WR 6-3 202 1 12 0
Orwin Smith So. AB 6-0 202 1 14 0
Phil Smith So.-R OT 6-5 287 1 13 4
Omorgie Uzzi So.-R OG 6-3 300 1 12 0
Richard Watson So.-R BB 6-1 230 1 6 0
Marcus Wright Jr. AB 5-7 177 2 21 0

DEFENSIVE LETTERWINNERS RETURNING (25)
Name CI Pos Ht Wt VL GP GS
Ben Anderson Sr.-R DT 6-2 272 3 30 12
Anthony Barnes Sr.-R OLB 6-3 248 3 35 7
T.J. Barnes So.-R DT 6-7 333 1 14 1
Julian Burnett So. LB 5-10 222 1 13 3
Mario Butler Sr. CB 6-1 184 3 39 27
Izaan Cross So. DE 6-4 292 1 13 2
Mario Edwards Sr.-R DB 6-1 214 2 24 5
Anthony Egbuniwe Sr.-R OLB 6-5 248 2 23 9
Robert Hall Sr.-R DE 6-3 269 3 33 3
Kyle Jackson Jr.-R LB 6-0 236 1 12 10
Brad Jefferson Sr. LB 6-2 244 3 35 17
Jon Lockhart So.-R DB 6-0 188 1 12 0
B.J. Machen So.-R LB 6-1 236 1 13 0
Malcolm Munroe So.-R OLB 6-3 232 1 12 0
Jason Peters Jr.-R DE 6-4 271 2 23 4
Michael Peterson Jr.-R CB 5-11 190 2 26 1
Dominique Reese Sr.-R DB 5-11 193 3 38 18
Rashaad Reid Jr. CB 5-10 191 2 27 14
Albert Rocker Jr.-R OLB 6-1 231 2 25 0
Rod Sweeting So. CB 6-0 181 1 14 0
Steven Sylvester Jr. LB 6-2 238 2 26 8
Jerrard Tarrant Jr.-R DB 6-1 205 1 14 10
Cooper Taylor So.-R S 6-5 220 1 16 6
Jemea Thomas So. DB 5-10 190 1 14 0
Logan Walls Jr.-R DT 6-2 295 2 17 11

SPECIALIST LETTERWINNERS RETURNING (5)
Name CI Pos Ht Wt VL GP GS
Chandler Anderson Jr.-R P 6-0 201 2 27 0
Scott Blair Sr. PK 6-0 172 3 40 0
Jeff Lentz Sr.-R LS 6-6 245 1 14 0
Tyler Morgan So. LS 6-3 205 1 6 0
Chris Tanner So.-R K/P 6-0 178 1 3 0

OTHER RETURNEES (11)
Name CI Pos Ht Wt VL GP GS
Andy Elakman So.-R PK 6-0 172 0 0 0
Scott Elder Jr.-R CB 5-9 173 0 0 0
Austin Flanary So.-R LB 6-1 217 0 1 0
Zach Fraysier So.-R OL 6-3 260 0 1 0
Robert Hogan III So.-R LB 6-0 217 0 0 0
Mike Johnson So.-R OL 6-4 304 0 0 0
Stephen Mann So.-R S 6-0 212 0 0 0
Patrick Nordmann Sr. S 5-9 178 0 0 0
Onu Okebie Sr. WR 6-1 184 0 0 0
Ty Rawlings Jr.-R K 5-10 157 0 0 0
Tevin Washington So.-R QB 6-0 205 0 1 0

REDSHIRTED IN 2009 (24)
Name CI Pos Ht Wt VL GP GS
Corey Alford Fr.-R LB 5-11 230 0 0 0
Ray Beno Fr.-R OL 6-2 290 0 0 0
Christopher Crenshaw Fr.-R OLB 6-3 250 0 0 0
Euclid Cummings Fr.-R DE 6-4 262 0 0 0
Emmanuel Dieke Fr.-R DE 6-6 264 0 0 0
Daniel Drummond Fr.-R BB 6-3 236 0 0 0
Jay Finch Fr.-R OL 6-3 283 0 0 0
Robert Godhigh Fr.-R AB 5-7 187 0 0 0
Will Jackson Fr.-R OL 6-3 285 0 0 0
Ben Keith Fr.-R DL 6-1 283 0 0 0
Tyler Kelly Fr.-R OLB 6-7 217 0 0 0
Tyler Kidney Fr.-R OL 6-2 262 0 0 0
J.C. Lanier Fr.-R DT 6-4 290 0 0 0
Jordan Luallen Fr.-R QB 6-4 213 0 0 0
Carl Miles Fr.-R CB 5-11 169 0 0 0
Jeremy Moore Fr.-R WR 6-3 190 0 0 0
Jared Polak Fr.-R LB 6-0 194 0 0 0
Sean Poole Fr.-R P 6-1 161 0 0 0
Cory Pritchett Fr.-R LS 6-1 267 0 0 0
Lance Richardson Fr.-R S 6-2 206 0 0 0
DeShon Scott Fr.-R AB 5-10 185 0 0 0
David Scully Fr.-R K 6-2 183 0 0 0
David Sims Fr.-R QB 6-0 213 0 0 0
Brandon Watts Fr.-R LB 6-2 230 0 0 0

TRANSFERS ELIGIBLE IN 2010 (1)
Name CI Pos Ht Wt VL GP GS
Chris Jackson So.-R AB 6-1 205 0 0 0

TRUE FRESHMEN (26)
Name Pos Ht Wt
Catlin Alford OL 6-3 275
Jamie Alvarez WR 6-1 220
Jeremiah Attaochu LB 6-3 223
Ryan Ayers CB 5-10 178
Morgan Bailey OL 6-4 298
B.J. Bostic# AB 5-11 170
Alexander Carvajal OL 6-2 280
Matt Connors BB 6-0 200
Sam McNameey QB 6-1 205
Tre Garrett AB 5-11 184
Shawn Green DT 6-0 270
Deon Hill AB 6-0 205
Fred Holton S 6-1 198
Isaiah Johnson# S 6-2 195
Ryan Leary OL 6-5 260
Denzel McCoy DT 6-3 268
Sam McNameey AB 5-6 160
Justin Moore PK 5-10 160
Quayshawn Nealy LB 6-1 220
Charles Perkins# RB 6-0 207
Tanner Shirah OL 6-3 315
Ryan Sparlin LB 6-0 220
Anthony Williams DE 6-4 221
Morgan Wright LB 6-4 225
Louis Young CB 6-1 190
Tony Zenon AB 5-8 174

MEDICAL EXEMPTIONS (1)
Name CI Pos Ht Wt VL GP GS
Antonio Wilson So.-R DE 6-6 240 0 0 0

STARTERS LOST (8)
Name CI Pos Ht Wt VL GP GS
Morgan Burnett Jr. S 6-1 210 3 40 28
Jonathan Dwyer Jr. RB 6-0 235 3 40 27
Joseph Gilbert So.-R OL 6-4 280 2 27 26
Sedric Griffin Sr. LB 5-11 225 4 51 25
Cord Howard Sr. OL 6-5 308 4 37 33
Derrick Morgan Jr. DE 6-4 272 3 39 27
Brad Sellers Sr. OL 6-2 257 3 25 14
Demaryius Thomas Jr. WR 6-3 229 3 39 36

LETTERWINNERS LOST (17)
Name CI Pos Ht Wt VL GP GS
Morgan Burnett Jr. S 6-1 210 3 40 28
Jonathan Dwyer Jr. RB 6-0 235 3 40 27
+Zach Fisher So.-R WR 6-2 204 2 20 0
Martin Frierson Sr. DB 6-2 215 4 40 0
Joseph Gilbert So.-R OL 6-4 280 2 27 26
Sedric Griffin Sr. LB 5-11 225 4 51 25
Jason Hill Sr.-R DT 6-4 299 2 19 0
Cord Howard Sr. OL 6-5 308 4 37 33
Deron Jasper Jr.-R DB 6-2 213 3 28 1
+Jonathan Malone Sr. AB 5-9 165 2 14 0
Derrick Morgan Jr. DE 6-4 272 3 39 27
Brad Sellers Sr. OL 6-2 257 3 25 14
Jaybo Shaw So. QB 6-0 191 2 13 1
Demaryius Thomas Jr. WR 6-3 229 3 39 36
Osahon Tongo Sr.-R OLB 6-3 252 3 17 0
Dan Voss Sr. C 6-4 296 4 40 20
Clyde Yandell So.-R OL 6-5 287 2 14 0

OTHERS NOT RETURNING (16)
Name CI Pos Ht Wt VL GP GS
+Tyler Barrett Sr.-R DB 5-10 182 1 3 0
+Jordan Conant Fr.-R QB 5-11 217 0 0 0
+Kevin Crosby Sr.-R P 6-3 191 0 1 0
+Jason Davis Sr.-R DB 5-10 196 1 2 0
=Colin Emerson So.-R S 6-1 195 0 0 0
Antonio Foster Fr.-R OL 6-4 310 0 0 0
+Geoff Greco Fr.-R WR 6-3 221 0 1 0
+Jim Henry So. QB 5-11 162 1 2 0
+Charlie Hollman Fr.-R LB 6-2 200 0 0 0
+Chase Hudson Jr.-R OL 6-2 268 0 0 0
Brandon Leslie So.-R S 6-0 206 0 0 0
+Will Minter Sr.-R OL 6-3 351 0 0 0
+Steven Powers Jr.-R DL 6-2 232 1 4 0
+Justin Randolph Fr.-R AB 5-10 169 0 0 0
+Michael Ray Sr. LS 5-10 210 0 1 0
+Paul Reese So.-R AB 6-0 185 1 6 0

Non-scholarship player



2010 ALPHABETICAL ROSTER

13 Consecutive Bowl Appearances ■ 2009 ACC Champions

No.	Name	Pos.	Ht.	Wt.	Cl.	VL	Hometown	High School	Previous School
57	Catlin Alford	OL	6-3	275	Fr.	0	Adairsville, Ga.	Adairsville HS	
+65	Corey Alford	LB	5-11	230	Fr.-R	0	Conyers, Ga.	Heritage	
18	Anthony Allen	BB	6-0	229	Sr.-R	1	Tampa, Fla.	Jesuit	Louisville
+89	Jamie Alvarez	WR	6-1	220	Fr.	0	Ft. Myers, Fla.	Bishop Verot	
98	Ben Anderson	DT	6-2	272	Sr.-R	3	Aiken, S.C.	South Aiken	
+85	Chandler Anderson	K/P	6-0	201	Jr.-R	2	Columbus, Ga.	Shaw	
45	Jeremiah Attaochu	LB	6-3	223	Fr.	0	Washington, D.C.	Archbishop Carroll HS	
33	Ryan Ayers	CB	5-10	178	Fr.	0	Douglasville, Ga.	South Paulding HS	
72	Morgan Bailey	OL	6-4	298	Fr.	0	Loganville, Ga.	Loganville HS	
12	Anthony Barnes	OLB	6-3	248	Sr.-R	3	Cartersville, Ga.	Cartersville	
90	T.J. Barnes	DT	6-7	333	So.-R	1	Enterprise, Ala.	Enterprise	
73	Austin Barrick	OT	6-3	286	Sr.-R	3	Moody, Ala.	Moody	
79	Sean Bedford	C	6-1	281	Sr.-R	2	Gainesville, Fla.	Buchholz	
55	Ray Beno	OL	6-2	290	Fr.-R	0	Newnan, Ga.	Newnan	
14	Scott Blair	K	6-0	172	Fr.	3	Calhoun, Ga.	Calhoun	
% 4	B.J. Bostic	AB	5-11	170	Fr.	0	Louisville, Ga.	Jefferson County	
40	Julian Burnett	LB	5-10	222	So.	1	Macon, Ga.	Westside	
2	Mario Butler	CB	6-1	184	Sr.	3	Jacksonville, Fla.	Nease	
+71	Alexander Carvajal	OL	6-2	280	Fr.	0	Canton, Ga.	Cherokee	
75	Nick Claytor	OT	6-6	285	Jr.-R	2	Gainesville, Ga.	Gainesville	
+82	Kevin Cone	WR	6-2	207	Sr.-R	1	Stone Mountain, Ga.	St. Pius X Catholic	Shorter College
+(d)33	Matt Connors	BB	6-0	200	Fr.	0	Atlanta, Ga.	Marist School	
36	Lucas Cox	RB	6-0	245	Sr.-R	2	Lewisberry, Pa.	Red Land	Connecticut
95	Christopher Crenshaw	OLB	6-3	250	Fr.-R	0	Louisville, Ga.	Jefferson County	
94	Izaan Cross	DE	6-4	292	So.	1	Flowery Branch, Ga.	Flowery Branch	
87	Euclid Cummings	DE	6-4	262	Fr.-R	0	Atlanta, Ga.	Centennial	
10	Synjyn Days	QB	6-1	205	Fr.	0	Powder Springs, Ga.	Hillgrove HS	
93	Emmanuel Dieke	DE	6-6	264	Fr.-R	0	Riverdale, Ga.	North Clayton	
30	Daniel Drummond	BB	6-3	236	Fr.-R	0	Flowery Branch, Ga.	Flowery Branch	
15	Correy Earls	WR	6-0	196	Sr.-R	3	Macon, Ga.	Central	
8	Mario Edwards	DB	6-1	214	Sr.-R	2	College Park, Ga.	Westlake	Virginia Tech
41	Anthony Egbuniwe	OLB	6-5	248	Sr.-R	2	Greenville, S.C.	James L. Mann	Tulsa
+(d)45	Andy Elakman	PK	6-0	172	So.-R	0	Calhoun, Ga.	Calhoun	
+(d)24	Scott Elder	CB	5-9	173	Jr.-R	0	Stone Mountain, Ga.	Home Schooled	
50	Jay Finch	OL	6-3	283	Fr.-R	0	Acworth, Ga.	Kennesaw Mountain	
+60	Austin Flanary	LB	6-1	217	So.-R	0	Scottsdale, Ariz.	Desert Mountain	
+68	Zach Fraysier	OL	6-3	260	So.-R	0	Ball Ground, Ga.	Cherokee	
+(d)39	Tre Garrett	AB	5-11	184	Fr.	0	Rome, Ga.	Darlington School	
+25	Robert Godhigh	AB	5-7	187	Fr.-R	0	Acworth, Ga.	Harrison	
70	Shawn Green	DT	6-0	270	Fr.	0	Grayson, Ga.	Grayson HS	
97	Robert Hall	DE	6-3	269	Sr.-R	3	Hawkinsville, Ga.	Hawkinsville	
31	Deon Hill	AB	6-0	205	Fr.	0	Phenix City, Ala.	Central HS	
5	Stephen Hill	WR	6-5	200	So.	1	Lithonia, Ga.	Miller Grove	
+68	Robert Hogan III	LB	6-0	217	So.-R	0	Newnan, Ga.	Newnan Christian	
39	Fred Holton	S	6-1	198	Fr.	0	Thomasville, Ga.	Thomasville HS	
^31	Chris Jackson	AB	6-1	205	So.-R	0	McDonough, Ga.	Henry County	Alabama
59	Kyle Jackson	LB	6-0	236	Jr.-R	1	McDonough, Ga.	Union Grove	
52	Will Jackson	OL	6-3	285	Fr.-R	0	Knoxville, Tenn.	Farragut	
51	Brad Jefferson	LB	6-2	244	Sr.	3	Wrightsville, Ga.	Johnson County	
% 1	Isaiah Johnson	S	6-2	195	Fr.	0	Tyrone, Ga.	Sandy Creek	
+64	Mike Johnson	OL	6-4	304	So.-R	0	Lithonia, Ga.	Stephenson	
20	Roddy Jones	AB	5-9	202	Jr.-R	2	Stone Mountain, Ga.	Chamblee	
+67	Ben Keith	DT	6-1	283	Fr.-R	0	Gainesville, Fla.	Buchholz	
+(d)55	Tyler Kelly	OLB	6-7	217	Fr.-R	0	Conyers, Ga.	Rockdale	
+69	Tyler Kidney	OL	6-2	262	Fr.-R	0	Alpharetta, Ga.	Northview	
74	Zach Krish	OL	6-4	281	Sr.-R	1	Snellville, Ga.	South Gwinnett	
99	J.C. Lanier	DT	6-4	290	Fr.-R	0	Stillmore, Ga.	Emanuel County Institute	
+(d)67	Rylan Leary	OL	6-5	260	Fr.	0	Marietta, Ga.	Pope	
+53	Jeff Lentz	LS	6-6	245	Sr.-R	1	Marietta, Ga.	Lassiter	
29	Jon Lockhart	DB	6-0	188	So.-R	1	Blountstown, Fla.	Blountstown	
7	Jordan Luallen	QB	6-4	213	Fr.-R	0	Greenwood, Ind.	Center Grove	
27	Preston Lyons	BB	6-0	211	Jr.-R	1	Atlanta, Ga.	Marist School	Colgate
58	B.J. Machen	LB	6-1	236	So.-R	1	Hilliard, Ohio	Hilliard Darby	
+(d)16	Stephen Mann	S	6-0	212	So.-R	0	Malabar, Fla.	Palm Bay	
91	Denzel McCoy	DT	6-3	268	Fr.	0	Lawrenceville, Ga.	Northview HS	
80	Daniel McKayhan	WR	6-0	198	So.-R	1	Decatur, Ga.	Martin Luther King, Jr.	
+(d)43	Sam McNearney	AB	5-6	160	Fr.	0	Atlanta, Ga.	Marist School	
76	Nick McRae	OL	6-3	291	So.-R	1	Dublin, Ga.	Dublin	
84	Tyler Melton	WR	6-0	206	Jr.	2	Houston, Texas	Langham Creek	
48	Carl Miles	CB	5-11	169	Fr.-R	0	Miramamar, Fla.	Cypress Bay	
83	Jeremy Moore	WR	6-3	180	Fr.-R	0	Austin, Texas	Lydon B. Johnson	



2010 ALPHABETICAL ROSTER

No.	Name	Pos.	Ht.	Wt.	Cl.	VL	Hometown	High School	Previous School
86	Justin Moore	PK	5-10	160	Fr.	0	Atlanta, Ga.	Marist School	
+63	Tyler Morgan	LS	6-3	205	So.	1	Fayetteville, Ga.	Whitewater	
42	Malcolm Munroe	OLB	6-3	232	So.-R	1	Miami, Fla.	Coral Reef	
54	Quayshawn Nealy	LB	6-1	220	Fr.	0	Lakeland, Fla.	Lakeland HS	
9	Joshua Nesbitt	QB	6-1	217	Sr.	3	Greensboro, Ga.	Greene County	
+(d)49	Patrick Nordmann	S	5-9	178	Sr.-R	0	Augusta, Ga.	Aquinas	
+88	Onu Okebie	WR	6-1	184	Sr.	0	Lawrenceville, Ga.	Berkmar	
+49	Jamal Paige	AB	5-9	180	So.-R	1	Atlanta, Ga.	Woodward Academy	
24	Embry Peeples	AB	5-10	174	Jr.	2	Orlando, Fla.	Dr. Phillips	
% 21	Charles Perkins	RB	6-0	207	Fr.	0	Lawrenceville, Ga.	Collins Hill	
92	Jason Peters	DE	6-4	271	Jr.-R	2	Baton Rouge, La.	Catholic	
35	Michael Peterson	CB	5-11	190	Jr.-R	2	Tampa, Fla.	Jesuit)	
+(d)27	Jared Polak	LB	6-0	194	Fr.-R	0	Lilburn, Ga.	Parkview	
+81	Sean Poole	P	6-1	161	Fr.-R	0	Tallahassee, Fla.	Chiles	
+66	Cory Pritchett	LS	6-1	267	Fr.-R	0	Chatsworth, Ga.	Murray County	
+6(d)	Ty Rawlings	K	5-10	157	Jr.-R	0	Griffin, Ga.	Spalding	Georgia Military College
26	Dominique Reese	DB	5-11	193	Sr.-R	3	Auburn, Ala.	Auburn	
28	Rashaad Reid	CB	5-10	191	Jr.	2	St. Augustine, Fla.	St. Augustine	
43	Lance Richardson	S	6-2	206	Fr.-R	0	Ware Shoals, S.C.	Ware Shoals	
44	Albert Rocker	OLB	6-1	231	Jr.-R	2	New Market, Ala.	Sparkman	
+(d)29	DeShon Scott	AB	5-10	185	Fr.-R	0	Fort Worth, Texas	Central Gwinnet	
+(d)10	David Scully	K	6-2	183	Fr.-R	0	Dawsonville, Ga.	Dawson County	
+(d)65	Tanner Shirah	OL	6-3	315	Fr.	0	Locust Grove, Ga.	Luella	
16	David Sims	QB	6-0	213	Fr.-R	0	St. Matthews, S.C.	Calhoun County	
23	Quentin Sims	WR	6-3	202	So.-R	1	Cincinnati, Ohio	Colerain	
17	Orwin Smith	AB	6-0	202	So.	1	Phenix City, Ala.	Central	
61	Phil Smith	OT	6-5	287	So.-R	1	Tampa, Fla.	Jesuit	
+(d)57	Ryan Sparlin	LB	6-0	220	Fr.	0	Kennesaw, Ga.	Harrison	
6	Rod Sweeting	CB	6-0	181	So.	1	Locust Grove, Ga.	Luella	
34	Steven Sylvester	LB	6-2	238	Jr.	2	McDonough, Ga.	Union Grove	
+(d)17	Chris Tanner	K/P	6-0	178	So.-R	1	Norcross, Ga.	Norcross	
37	Jerrard Tarrant	DB	6-1	205	Jr.-R	1	Carrollton, Ga.	Carrollton	
22	Cooper Taylor	S	6-5	220	So.-R	1	Atlanta, Ga.	Marist School	
38	Jemea Thomas	DB	5-10	190	So.	1	Fitzgerald, Ga.	Fitzgerald	
77	Omoregie Uzzi	OG	6-3	300	So.-R	1	Lithonia, Ga.	Chamblee	
96	Logan Walls	DT	6-2	295	Jr.-R	2	Dawsonville, Ga.	Dawson County	
13	Tevin Washington	QB	6-0	205	So.-R	0	Wetumpka, Ala.	Wetumpka	
32	Richard Watson	BB	6-1	230	So.-R	1	Tallahassee, Fla.	FAMU HS	
11	Brandon Watts	LB	6-2	230	Fr.-R	0	Tennille, Ga.	Washington County	
56	Anthony Williams	DE	6-4	221	Fr.	0	McDonough, Ga.	Union Grove HS	
3	Marcus Wright	AB	5-7	177	Jr.	2	San Antonio, Texas	Reagan	
+62	Morgan Wright	LB	6-4	225	Fr.	0	Alpharetta, Ga.	Creekview	
46	Louis Young	CB	6-1	190	Fr.	0	Washington, DC	Good Counsel HS	
47	Tony Zenon	AB	5-8	174	Fr.	0	Albany, Ga.	Deerfield Windsor Academy	
Medical Exemptions									
	Antonio Wilson	DE	6-6	240	So.-R	0	Decatur, Ga.	Columbia	

+ Denotes non-scholarship player
 ^ Denotes transfer, eligible in 2010
 % Enrolled in January, 2010
 (d) Denotes duplicate number
 Weights are from July, 2010

Introduction

2010 Preview

Players

Staff

2009 Review

Records

History



2010 NUMERICAL ROSTER

13 Consecutive Bowl Appearances ■ 2009 ACC Champions

No.	Name	Pos.	Ht.	Wt.	Cl.	VL	Hometown	High School	Previous School
% 1	Isaiah Johnson	S	6-2	195	Fr.	0	Tyrone, Ga.	Sandy Creek	
2	Mario Butler	CB	6-1	184	Sr.	3	Jacksonville, Fla.	Nease	
3	Marcus Wright	AB	5-7	177	Jr.	2	San Antonio, Texas	Reagan	
% 4	B.J. Bostic	AB	5-11	170	Fr.	0	Louisville, Ga.	Jefferson County	
5	Stephen Hill	WR	6-5	200	So.	1	Lithonia, Ga.	Miller Grove	
6	Rod Sweeting	CB	6-0	181	So.	1	Locust Grove, Ga.	Luella	
+6(d)	Ty Rawlings	K	5-10	157	Jr.-R	0	Griffin, Ga.	Spalding	Georgia Military College
7	Jordan Luallen	QB	6-4	213	Fr.-R	0	Greenwood, Ind.	Center Grove	
8	Mario Edwards	DB	6-1	214	Sr.-R	2	College Park, Ga.	Westlake	Virginia Tech
9	Joshua Nesbitt	QB	6-1	217	Sr.	3	Greensboro, Ga.	Greene County	
10	Synjyn Days	QB	6-1	205	Fr.	0	Powder Springs, Ga.	Hillgrove HS	
+ (d)10	David Scully	K	6-2	183	Fr.-R	0	Dawsonville, Ga.	Dawson County	
11	Brandon Watts	LB	6-2	230	Fr.-R	0	Tennille, Ga.	Washington County	
12	Anthony Barnes	OLB	6-3	248	Sr.-R	3	Cartersville, Ga.	Cartersville	
13	Tevin Washington	QB	6-0	205	So.-R	0	Wetumpka, Ala.	Wetumpka	
14	Scott Blair	K	6-0	172	Sr.	3	Calhoun, Ga.	Calhoun	
15	Correy Earls	WR	6-0	196	Sr.-R	3	Macon, Ga.	Central	
16	David Sims	QB	6-0	213	Fr.-R	0	St. Matthews, S.C.	Calhoun County	
+ (d)16	Stephen Mann	S	6-0	212	So.-R	0	Malabar, Fla.	Palm Bay	
17	Orwin Smith	AB	6-0	202	So.	1	Phenix City, Ala.	Central	
+ (d)17	Chris Tanner	K/P	6-0	178	So.-R	1	Norcross, Ga.	Norcross	
18	Anthony Allen	BB	6-0	229	Sr.-R	1	Tampa, Fla.	Jesuit	Louisville
20	Roddy Jones	AB	5-9	202	Jr.-R	2	Stone Mountain, Ga.	Chamblee	
% 21	Charles Perkins	RB	6-0	207	Fr.	0	Lawrenceville, Ga.	Collins Hill	
22	Cooper Taylor	S	6-5	220	So.-R	1	Atlanta, Ga.	Marist School	
23	Quentin Sims	WR	6-3	202	So.-R	1	Cincinnati, Ohio	Colerain	
24	Embry Peeples	AB	5-10	174	Jr.	2	Orlando, Fla.	Dr. Phillips	
+ (d)24	Scott Elder	CB	5-9	173	Jr.-R	0	Stone Mountain, Ga.	Home Schooled	
+25	Robert Godhigh	AB	5-7	187	Fr.-R	0	Acworth, Ga.	Harrison	
26	Dominique Reese	DB	5-11	193	Sr.-R	3	Auburn, Ala.	Auburn	
27	Preston Lyons	BB	6-0	211	Jr.-R	1	Atlanta, Ga.	Marist School	Colgate
+ (d)27	Jared Polak	LB	6-0	194	Fr.-R	0	Lilburn, Ga.	Parkview	
28	Rashaad Reid	CB	5-10	191	Jr.	2	St. Augustine, Fla.	St. Augustine	
29	Jon Lockhart	DB	6-0	188	So.-R	1	Blountstown, Fla.	Blountstown	
+ (d)29	DeShon Scott	AB	5-10	185	Fr.-R	0	Fort Worth, Texas	Central Gwinnet	
30	Daniel Drummond	BB	6-3	236	Fr.-R	0	Flowery Branch, Ga.	Flowery Branch	
31	Deon Hill	AB	6-0	205	Fr.	0	Phenix City, Ala.	Central HS	
^31	Chris Jackson	AB	6-1	205	So.-R	0	McDonough, Ga.	Henry County	Alabama
32	Richard Watson	BB	6-1	230	So.-R	1	Tallahassee, Fla.	FAMU HS	
33	Ryan Ayers	CB	5-10	178	Fr.	0	Douglasville, Ga.	South Paulding HS	
+ (d)33	Matt Connors	BB	6-0	200	Fr.	0	Atlanta, Ga.	Marist School	
34	Steven Sylvester	LB	6-2	238	Jr.	2	McDonough, Ga.	Union Grove	
35	Michael Peterson	CB	5-11	190	Jr.-R	2	Tampa, Fla.	Jesuit	
36	Lucas Cox	RB	6-0	245	Sr.-R	2	Lewisberry, Pa.	Red Land	Connecticut
37	Jerrard Tarrant	DB	6-1	205	Jr.-R	1	Carrollton, Ga.	Carrollton	
38	Jemea Thomas	DB	5-10	190	So.	1	Fitzgerald, Ga.	Fitzgerald	
+ (d)39	Tre Garrett	AB	5-11	184	Fr.	0	Rome, Ga.	Darlington School	
39	Fred Holton	S	6-1	198	Fr.	0	Thomasville, Ga.	Thomasville HS	
40	Julian Burnett	LB	5-10	222	So.	1	Macon, Ga.	Westside	
41	Anthony Egbuniwe	OLB	6-5	248	Sr.-R	2	Greenville, S.C.	James L. Mann	Tulsa
42	Malcolm Munroe	OLB	6-3	232	So.-R	1	Miami, Fla.	Coral Reef	
43	Lance Richardson	S	6-2	206	Fr.-R	0	Ware Shoals, S.C.	Ware Shoals	
+ (d)43	Sam McNearney	AB	5-6	160	Fr.	0	Atlanta, Ga.	Marist School	
44	Albert Rocker	OLB	6-1	231	Jr.-R	2	New Market, Ala.	Sparkman	
45	Jeremiah Attaochu	LB	6-3	223	Fr.	0	Washington, D.C.	Archbishop Carroll HS	
+ (d)45	Andy Elakman	PK	6-0	172	So.-R	0	Calhoun, Ga.	Calhoun	
46	Louis Young	CB	6-1	190	Fr.	0	Washington, DC	Good Counsel HS	
47	Tony Zenon	AB	5-8	174	Fr.	0	Albany, Ga.	Deerfield Windsor Academy	
48	Carl Miles	CB	5-11	169	Fr.-R	0	Miramar, Fla.	Cypress Bay	
+49	Jamal Paige	AB	5-9	180	So.-R	1	Atlanta, Ga.	Woodward Academy	
+ (d)49	Patrick Nordmann	S	5-9	178	Sr.-R	0	Augusta, Ga.	Aquinas	
50	Jay Finch	OL	6-3	283	Fr.-R	0	Acworth, Ga.	Kennesaw Mountain	
51	Brad Jefferson	LB	6-2	244	Sr.	3	Wrightsville, Ga.	Johnson County	
52	Will Jackson	OL	6-3	285	Fr.-R	0	Knoxville, Tenn.	Farragut	
+53	Jeff Lentz	LS	6-6	245	Sr.-R	1	Marietta, Ga.	Lassiter	
54	Quayshawn Nealy	LB	6-1	220	Fr.	0	Lakeland, Fla.	Lakeland HS	
55	Ray Beno	OL	6-2	290	Fr.-R	0	Newnan, Ga.	Newnan	
+ (d)55	Tyler Kelly	OLB	6-7	217	Fr.-R	0	Conyers, Ga.	Rockdale	
56	Anthony Williams	DE	6-4	221	Fr.	0	McDonough, Ga.	Union Grove HS	
57	Catlin Alford	OL	6-3	275	Fr.	0	Adairsville, Ga.	Adairsville HS	
+ (d)57	Ryan Sparlin	LB	6-0	220	Fr.	0	Kennesaw, Ga.	Harrison	



2010 NUMERICAL ROSTER

No.	Name	Pos.	Ht.	Wt.	Cl.	VL	Hometown	High School	Previous School
58	B.J. Machen	LB	6-1	236	So.-R	1	Hilliard, Ohio	Hilliard Darby	
59	Kyle Jackson	LB	6-0	236	Jr.-R	1	McDonough, Ga.	Union Grove	
+60	Austin Flanary	LB	6-1	217	So.-R	0	Scottsdale, Ariz.	Desert Mountain	
61	Phil Smith	OT	6-5	287	So.-R	1	Tampa, Fla.	Jesuit	
+62	Morgan Wright	LB	6-4	225	Fr.	0	Alpharetta, Ga.	Creekview	
+63	Tyler Morgan	LS	6-3	205	So.	1	Fayetteville, Ga.	Whitewater	
+64	Mike Johnson	OL	6-4	304	So.-R	0	Lithonia, Ga.	Stephenson	
+65	Corey Alford	LB	5-11	230	Fr.-R	0	Conyers, Ga.	Heritage	
+(d)65	Tanner Shirah	OL	6-3	315	Fr.	0	Locust Grove, Ga.	Luella	
+66	Cory Pritchett	LS	6-1	267	Fr.-R	0	Chatsworth, Ga.	Murray County	
+67	Ben Keith	DT	6-1	283	Fr.-R	0	Gainesville, Fla.	Buchholz	
+(d)67	Rylan Leary	OL	6-5	260	Fr.	0	Marietta, Ga.	Pope	
+68	Zach Fraysier	OL	6-3	260	So.-R	0	Ball Ground, Ga.	Cherokee	
+68	Robert Hogan III	LB	6-0	217	So.-R	0	Newnan, Ga.	Newnan Christian	
+69	Tyler Kidney	OL	6-2	262	Fr.-R	0	Alpharetta, Ga.	Northview	
70	Shawn Green	DT	6-0	270	Fr.	0	Grayson, Ga.	Grayson HS	
+71	Alexander Carvajal	OL	6-2	280	Fr.	0	Canton, Ga.	Cherokee	
72	Morgan Bailey	OL	6-4	298	Fr.	0	Loganville, Ga.	Loganville HS	
73	Austin Barrick	OT	6-3	286	Sr.-R	3	Moody, Ala.	Moody	
74	Zach Krish	OL	6-4	281	Sr.-R	1	Snellville, Ga.	South Gwinnett	
75	Nick Claytor	OT	6-6	285	Jr.-R	2	Gainesville, Ga.	Gainesville	
76	Nick McRae	OL	6-3	291	So.-R	1	Dublin, Ga.	Dublin	
77	Omoregje Uzzi	OG	6-3	300	So.-R	1	Lithonia, Ga.	Chamblee	
79	Sean Bedford	C	6-1	281	Sr.-R	2	Gainesville, Fla.	Buchholz	
80	Daniel McKayhan	WR	6-0	198	So.-R	1	Decatur, Ga.	Martin Luther King, Jr.	
+81	Sean Poole	P	6-1	161	Fr.-R	0	Tallahassee, Fla.	Chiles	
+82	Kevin Cone	WR	6-2	207	Sr.-R	1	Stone Mountain, Ga.	St. Pius X Catholic	Shorter College
83	Jeremy Moore	WR	6-3	180	Fr.-R	0	Austin, Texas	Lydon B. Johnson	
84	Tyler Melton	WR	6-0	206	Jr.	2	Houston, Texas	Langham Creek	
+85	Chandler Anderson	K/P	6-0	201	Jr.-R	2	Columbus, Ga.	Shaw	
86	Justin Moore	PK	5-10	160	Fr.	0	Atlanta, Ga.	Marist School	
87	Euclid Cummings	DE	6-4	262	Fr.-R	0	Atlanta, Ga.	Centennial	
+88	Onu Okebie	WR	6-1	184	Sr.	0	Lawrenceville, Ga.	Berkmar	
+89	Jamie Alvarez	WR	6-1	220	Fr.	0	Ft. Myers, Fla.	Bishop Verot	
90	T.J. Barnes	DT	6-7	333	So.-R	1	Enterprise, Ala.	Enterprise	
91	Denzel McCoy	DT	6-3	268	Fr.	0	Lawrenceville, Ga.	Northview HS	
92	Jason Peters	DE	6-4	271	Jr.-R	2	Baton Rouge, La.	Catholic	
93	Emmanuel Dieke	DE	6-6	264	Fr.-R	0	Riverdale, Ga.	North Clayton	
94	Izaan Cross	DE	6-4	292	So.	1	Flowery Branch, Ga.	Flowery Branch	
95	Christopher Crenshaw	OLB	6-3	250	Fr.-R	0	Louisville, Ga.	Jefferson County	
96	Logan Walls	DT	6-2	295	Jr.-R	2	Dawsonville, Ga.	Dawson County	
97	Robert Hall	DE	6-3	269	Sr.-R	3	Hawkinsville, Ga.	Hawkinsville	
98	Ben Anderson	DT	6-2	272	Sr.-R	3	Aiken, S.C.	South Aiken	
99	J.C. Lanier	DT	6-4	290	Fr.-R	0	Stillmore, Ga.	Emanuel County Institute	
Medical Exemptions									
	Antonio Wilson	DE	6-6	240	So.-R	0	Decatur, Ga.	Columbia	

+ Denotes non-scholarship player
 ^ Denotes transfer, eligible in 2010
 % Enrolled in January, 2010
 (d) Denotes duplicate number
 Weights are from July, 2010

Introduction

2010 Preview

Players

Staff

2009 Review

Records

History

PLAYERS' PERSONALITY GRID

13 Consecutive Bowl Appearances ■ 2009 ACC Champions

Player	On My Bedroom Wall	Other Georgia Tech Teams I Watch Play	Favorite City To Visit	My Dream Date Would Be With	Most Famous Person I've Met	I Can Do A Great Impression Of	As A Kid My Sports Idol Was	Team I Would Add To The Schedule	Nickname/Mascot Of HS Team
Catlin Alford	Family photos/cross	Basketball	Panama City, FL	Jessica Alba	Garth Brooks		My brother	Alabama	Tigers
Corey Alford	Posters	Baseball/B'kball	Miami	Megan Fox	Terry Crews	Stewie Griffin	Michael Jordan	Florida	Patriots
Anthony Allen		WBKB/Softball	New York	Maya Angelou	Michael Jordan	Rashaad Reid	Barry Sanders		Tigers
Jamie Alvarez	Posters	Track	Miami	My girl at FAU	NFL players		Ed Reed	USF/USC/Texas	Vikings
Ben Anderson	Posters/Jerseys	Baseball	Ft. Lauderdale, FL	Carrie Underwood	Young Dro	Lucas Cox	John Elway	Alabama	Thoroughbreds
Chandler Anderson	Guitar Hero	Golf	Denver	Michelle Obama	Gary T. Jones	My girlfriend	John Elway	Ohio State	Raiders
Jeremiah Attaochu	Family photos	M&W Bkb/V'ball	Washington, DC		Derrick Williams	My Dad	Sean Alexander	UCLA/Hawaii	Lions
Ryan Ayers		Basketball				My HS coach			Spartans
Morgan Bailey	Jerseys	Bkb, BB, V'ball	Atlanta	Megan Fox	Michael Vick		Jake Long/LeBron	USC	Red Devils
Anthony Barnes	Jerseys	M&W B'kball	Miami	Ms. Berry	Ed Reed		Michael Jordan	at Hawaii	
T.J. Barnes	A lot of eyes	B'kball, Baseball	Enterprise, AL	Toccarra Jones	DeMarcus Ware	Antonio Wilson	Didn't watch sports	Alabama	Wildcats
Austin Barrick									
Sean Bedford	Family photos	BB, B'kball, Tennis	Road Town, VI		Barack Obama	Coach Spencer	Danny Wuerffel	Florida	Bobcats
Ray Beno	Posters	Baseball	Tampa	Jessica Biel	Terry Crews	Freaknik	Mike Alstott	LSU	Cougars
Scott Blair	ACC champs plaque	SB, BB, BKB, VB	Any beach city	My girlfriend	Mike Duke	A genius	Michael Jordan	Florida	Yellow Jackets
B.J. Bostic	GT gear/Posters	Baseball/WBKB	Panama City	Meagan Good	Percy Harvin		Allen Iverson	Florida	Warriors
Julian Burnett	Paint	Basketball		Alicia Keys		Antonio Foster	Michael Jordan	Florida	Seminoles
Mario Butler	Photos	Basketball	Miami	Halle Berry	Tim Tebow	Dave Chappell	Michael Jordan	Florida	Panthers
Alexander Carvajal									
Nick Claytor	Posters/Photos	Softball	Toledo	Milla Jovovich	Tupac Shakur	Coach Spencer	Steve McNair	Ohio State	Red Elephants
Jordan Conant	Muhammad Ali	Baseball/B'kball	Orlando	Beyonce'	Paul Johnson	The Joker	Jason Varitek	Notre Dame	Ramblers
Kevin Cone		All of them	Athens, GA	Alicia Keys				Shorter College	Golden Lions
Matt Connors	Posters	B'kball/Baseball	Boston		Tom Glavine		Mike Alstott	Alabama	War Eagles
Lucas Cox	Rocky poster	Baseball	Harrisburg, PA	Jessica Alba	Bret Michaels	Lou Holtz	Jerome Bettis	Bloomsburg	Patriots
Christopher Crenshaw	Motivational speeches	Basketball	Louisville	Trina			Shaq	Florida	Warriors
Izaan Cross	HS jerseys	Basketball	Miami	Christina Milian			Shaq		Falcons
Euclid Cummings									
Synjyn Days			Orlando		Calvin Johnson	Denzel McCoy	Michael Vick	at Boise State	Hawks
Emmanuel Dieke	My jersey	B'kball/Baseball	Miami	Gabrielle Union	Terry Crews		Michael Jordan	Florida	Yellow Jackets
Daniel Drummond	Beach scene			Colby Caillat					Falcons
Correy Earls		BB/SB/M&W BKB	Miami	Kim Kardashian		Coach Snider	D. Sanders/J. Rice		Chargers
Mario Edwards									
Anthony Egbuniwe	Family photo	Basketball	Miami	Keri Hilson	Michael Jordan	My Dad	Michael Jordan	Alabama	Patriots
Andy Elakman	GT memorabilia	BKB, BB, SB	Miami	Jennifer Aniston	Cheeseburger Eddie	Chris Tanner	Michael Jordan	Florida	Yellow Jackets
Scott Elder									
Colin Emerson									
Jay Finch	A cross	Baseball	Destin, FL	Alice Eve	Terry Crews	Coach Sewak	Bo Jackson	USC	Mustangs
Austin Flanary					Ken Whisenhunt				Wolves
Zach Fraysier	Photos	Softball	Tellico Plains, TN	Emily Schreck				Florida	Warriors
Tylon Garrett	Hometown posters	Basketball		Jessica Rabbit			Steve Nash	Texas	Tigers
Robert Godhigh		Softball/B'kball	Miami	Meagan Good	Terry Bradshaw		Barry Sanders	Auburn	Hoyas
Shawn Green	Poster from school		Rock Hill, SC	Alicia Keys	Ray Lewis	People at my job	Emmitt Smith	East Carolina	Rams
Robert Hall	ACC jersey	W Basketball	Miami		Calvin Johnson			USC	Red Devils
Deon Hill	Clippings/Jerseys	Basketball	Orlando	Sandra Bullock	Terrell Owens	No one	Michael Jordan	Stanford	Devils
Stephen Hill	Ali	Basketball	Dubai		Julius Erving	Chris Tucker	My dad	USC	Wolverines
Robert Hogan III									
Fred Holton									
Chris Jackson	Nothing	Baseball	Las Vegas	Katie Black	Joe Montana	Kobe Bryant	Jerry Rice	Alabama	Warhawks
Kyle Jackson	ACC title plaque/et al	All of them	Miami	Sofia Vergara	Barry Sanders	Barry Sanders	Ronaldo	at Hawaii	Wolverines
Will Jackson	Beatles poster	Baseball/B'kball		Taylor Swift			Todd Helton	Tennessee	Admirals
Brad Jefferson	Family photos	M&W Basketball	Wrightsville, GA	Meagan Good				Anyone	Trojans
Isaiah Johnson	HS photos	Basketball/Track		Oprah	Barack Obama	Nathan Johnson	D. Sanders/M. Faulk	Ohio State	Patriots
Mike Johnson									
Roddy Jones	Posters	SB/BB/BKB	Miami	Jessica Alba	Jonathan Dwyer	Lots of people	Andruw Jones	Air Force	Bulldogs
Ben Keith	Ali poster/A cross	B'kball/Baseball	Miami		Shaq	Micky Mouse	Warren Sapp	Florida	Bobcats
Tyler Kelly									
Tyler Kidney									
Zach Krish	Old jerseys	Baseball	New York	Jessica Biel	Calvin Johnson			USC	Comets
J.C. Lanier	Trophies	Basketball	Miami	My girlfriend	Terry Crews		Warren Sapp	USC	Bulldogs

PLAYERS' PERSONALITY GRID

On My Bedroom Wall	Other Georgia Tech Teams I Watch Playing	Favorite City To Visit	My Dream Date Would Be With	Most Famous Person I've Met	I Can Do A Great Impression Of	As A Kid My Sports Idol Was	Team I Would Add To The Schedule	Nickname/Mascot Of HS Team	Player
Nothing so far	Anything	St. Augustine	Carrie Underwood		No one	Any Florida Gator	Anyone	Greyhounds	Ryan Leary
	Baseball	Honolulu	Jessica Alba				Auburn	Trojans	Jeff Lentz
Photos		Blountstown, FL	Kim Kardashian	T.I.		Deion Sanders	Florida	Tigers	Jon Lockhart
Lyrics/Wooden cross	B'kball/Baseball	Greenwood, IN		Oscar Robertson/Ali		Rex Grossman	Indiana	Trojans	Jordan Luallen
									Preston Lyons
Fine art	V'ball/B'kball	Las Vegas	Rosa Acosta	Lloyd Banks	Beej Mach	Ray Lewis	Ohio State	Panthers	B.J. Machen
Family photos	Baseball	Charleston, SC	Carrie Underwood	Truett Cathy	Bishop (Princess Bride)	Chipper Jones	USC	Pirates	Stephen Mann
Awards	Baseball/B'kball	Miami	Kim Kardashian	CEO of Google	Bill Cosby	Michael Jordan	LSU	Titans	Denzel McCoy
Scarface drawings		Miami	Meagan Good	Calvin Johnson	Derrick Moore	Barry Sanders	Ole Miss	Lions	Daniel McKayhan
	B'kball/Baseball	Panama City	Megan Fox	Andre 3000		Michael Jordan	USC	War Eagles	Sam McNearney
HS jersey	M&W B'kball	Chicago		Shaq		Shaq	Florida	Fighting Irish	Nick McRae
									Tyler Melton
Bob Marley		New York	Megan Fox	Kobe Bryant		Deion Sanders	USC	Lightning	Carl Miles
Intellectual people	Basketball	Miami	Sanaa Lathan	Lil Wayne		Calvin Johnson	Texas	Jaguars	Jeremy Moore
Music/Sports	Basketball	Los Angeles	Jennifer Aniston	Tiger Woods	Many actors		Notre Dame	War Eagles	Justin Moore
Campus Girls USA	Basketball	Mexico Beach, FL	Megan Fox	Toby Keith	Cory Alford	Brett Favre	Florida	Wildcats	Tyler Morgan
ACC Champs plaque	Basketball	Miami	Eva Mendes	Usher	Coach Groh	Deion Sanders	Florida	Barracudas	Malcolm Munroe
Posters/Photos		Miami	Nicki Minaj	Amare Stoudemire	Smokey (Friday)	My brother	Florida	Dreadnaughts	Quayshawn Nealy
Family photos		Greensboro, GA	Sharon Miller	T.I.			Florida	Tigers	Joshua Nesbitt
Rocky Balboa poster	B'kball/Baseball	Isle of Palms, SC	Jessica Biel	James Brown		Joe Hamilton	Alabama	Fighting Irish	Patrick Nordmann
Orange Bowl banner	Basketball	Miami	A. Keys/K. Coles	Terry Crews		Tracy McGrady	Fort Valley	Patriots	Onu Okebie
Posters	B'kball/V'ball	New York	Alicia Keys	Maya Angelou	Spongebob	Michael Jordan	Florida	War Eagles	Jamal Paige
Nothing	M&W BKB	Orlando (Home)	Lisa Raye	Chris Johnson		Michael Jordan	Florida	Panthers	Embry Peebles
Ali poster	Basketball	Panama Beach	Megan Fox	Calvin Johnson		Kobe Bryant	USC	Eagles	Charles Perkins
Nothing	Baseball/Softball	Miami	Tyra Banks			Jevon Kearse	Texas	Bears	Jason Peters
									Michael Peterson
Quagmire quotes	B'kball/Baseball	New York	Marissa Miller			Favre/C. Jones	Alabama	Panthers	Jared Polak
GT posters/Photos	BB, SB, BKB	Panacea, FL	My girlfriend	President Bush		Jeff Conine	Texas	Timberwolves	Sean Poole
Pink Floyd Posters		Chatsworth, GA	Taylor Swift	Terry Crews	Eric Ciano	K. Brooking/J. Hamilton	Tennessee	Indians	Cory Pritchett
Physics problems	Tennis, BKB, BB	New Smyrna Beach		Julius Erving		Chipper Jones	Florida	Jaguars	Ty Rawlings
Photo of P. Johnson	Baseball	Auburn, AL	Toya Carter	Paul Johnson		Michael Jordan	Florida	Tigers	Dominique Reese
Jerseys/Medal	Basketball	Miami	Beyonce'	Fred Taylor		Deion Sanders	Florida	Yellow Jackets	Rashaad Reid
				Young Dro		Vince Carter	Florida	Hornets	Lance Richardson
Scarface poster	All of them	Miami	Kim Kardashian	Paul Johnson		Ray Lewis	Florida	Senators	Albert Rocker
Posters	B'kball/Baseball	Fort Worth	Meagan Good		Almost anyone	Michael Jordan	Texas	Black Knights	DeShon Scott
Posters/Awards	Baseball/B'kball	New York	Girl from Avatar	Derrick Morgan	The Governor	Pele'	USC	Tigers	David Scully
Nothing	Basketball		Taylor Swift	Under Oath					Tanner Shirah
HS jerseys	Baseball/B'kball	Miami	Meagan Good	Eric Berry	Everybody	Barry Sanders	South Carolina	Saints	David Sims
MJ/Dragonball Z	Basketball	Cincinnati	Paula Patton	Paul Johnson		Michael Jordan	Cincinnati	Cardinals	Quentin Sims
A quote	Baseball/B'kball	Miami	Sanaa Lathan			Eddie George	USC	Red Devils	Orwin Smith
It's classified	Baseball	New Orleans	Mila Kunis	Calvin Johnson	Eric Ciano	Derrick Brooks	USF	Tigers	Phil Smith
Motorcycle posters	Baseball/B'kball	Orlando	Kate Beckinsale	Cameron Diaz	English butler	Michael Jordan	Arkansas	Hoyas	Ryan Sparlin
	B'kball/Baseball	Miami	Beyonce'	Jerry Rice		Deion Sanders	Florida		Rod Sweeting
Three posters	B'kball/Baseball	Miami	Lauren London	T.I.	All our coaches	Michael Jordan	USC	Wolverines	Steven Sylvester
									Chris Tanner
Family photos		Houston	Stacey Dash	Garrison Hearst		Deion Sanders	USC	Trojans	Jerrard Tarrant
1st buck I shot	Basketball	Missoula, MT	Carrie Underwood	Deion Sanders	Coach Preston	Johnny Unitas	Texas A&M	War Eagles	Cooper Taylor
Me							Florida		Jemea Thomas
All-American jersey	Basketball	Miami	Beyonce'	Calvin Johnson	Coach Sewak	M. Vick/Shaq	Alabama	Bulldogs	Omogregie Uzzi
Posters/Xmas lights	Baseball	Miami	Kaitlin Byard	Bill Elliott		Randy Moss	USC	Tigers	Logan Walls
Obama/Ali		Tuscaloosa, AL	Kyla Pratt	Peyton Manning	My granddaddy	Michael Jordan	Alabama/Auburn	Indians	Tevin Washington
Photos of brothers	M&W B'kball	Tallahassee, FL	Alicia Keys			Walter Payton	USC	Baby Rattlers	Richard Watson
Football	Basketball	Philadelphia	My mom	Calvin Johnson		Kobe Bryant	Florida	Golden Hawks	Brandon Watts
Jersey/Posters	Basketball	Panama City	Lauren London	Mario Williams		Darrell Robertson	Hawaii	Wolverines	Anthony Williams
Nothing		San Antonio	Jessica Alba	Calvin Johnson	Morgan Freeman	Barry Sanders	Texas	Rattlers	Marcus Wright
Cars/Girls Posters	Baseball/B'kball		Danielle Tidwell	Sean Alexander	High school coach	Sean Alexander	Oregon	Grizzlies	Morgan Wright
Posters/Jersey	B'kball/Softball	Honolulu	Nicki Minaj	Vernon Davis	Anyone	Deion Sanders	Boise State		Louis Young
Posters/Photos	B'kball/Track	New Orleans	Megan Fox	R. Bush/Lil Wayne		Barry Sanders	LSU	Knights	Tony Zenon

Introduction

2010 Preview

Players

Staff

2009 Review

Records

History



SURVEYING THE PLAYERS {Returning players only}

13 Consecutive Bowl Appearances ■ 2009 ACC Champions


Best Leader

Player	Votes
Joshua Nesbitt	44
Brad Jefferson	12
Sean Bedford	8
Jason Peters	4
Anthony Egbuniwe	2




Most Likely To Surprise People In 2010

Player	Votes
Brandon Watts	12
Lucas Cox	7
Isaiah Johnson	6
Jason Peters	7
Daniel McKayhan/Logan Walls	4



Most Athletic

Player	Votes
Stephen Hill	21
Jemea Thomas	13
Roddy Jones	7
Joshua Nesbitt	5
Cooper Taylor/Jerrard Tarrant	4



Hardest Worker

Player	Votes
Sean Bedford	39
Jason Peters	7
Brad Jefferson	7
Anthony Egbuniwe	5
Allen/Hall/Cone	3



Most Likely To Be A Star In The NFL

Player	Votes
Anthony Allen	25
Brad Jefferson	19
Joshua Nesbitt	10
Stephen Hill	6
Izaan Cross/Brandon Watts	3



The Fastest

Player	Votes
Embry Peeples	27
Cooper Taylor	10
Stephen Hill	9
Rod Sweeting	7
Correy Earls	5




Pound-for-Pound, The Strongest

Player	Votes
Julian Burnett	24
Brad Jefferson	15
Marcus Wright	12
Robert Godhigh	12
Jemea Thomas	4




Best Singer

Player	Votes
Steven Sylvester	15
Nick Claytor	9
Daniel McKayhan	6
Isaiah Johnson	4
Anthony Egbuniwe/Anthony Allen	3



Best Dancer

Player	Votes
Marcus Wright	10
Anthony Allen	9
Nick Claytor	6
Tyler Kidney	6
B.J. Machen	5




Has The Thickest Accent

Player	Votes
Omoregie Uzzi	22
Carl Miles	17
Corey Pritchett	14
Brandon Watts	5
Washington/Bostic/Cox	2



Could Play For Coach Paul Hewitt's Basketball Team

Player	Votes
Stephen Hill	43
Dominique Reese	7
Joshua Nesbitt	5
Emmanuel Dieke/Correy Earls	2
Lance Richardson/Onu Okebie	2



Really Would Not Want To Fight This Guy

Player	Votes
Brad Jefferson	23
Anthony Allen	6
Anthony Barnes	5
Nick Claytor	3
Sean Bedford/Anthony Egbuniwe	2



2 0 1 0 G E O R G I A T E C H F O O T B A L L



GEORGIA TECH



BRACE FOR

IMPACT

PLAYER BIOS

2 0 0 9 A C C C H A M P I O N S



2010 PLAYER BIOS



CATLIN ALFORD

OL / 6-3 / 275 / Fr.
Adairsville, Ga. (Adairsville)



57

A big, strong true freshman lineman who could play guard or tackle... a versatile player who also played tight end and nose guard in high school.

High School: Adairsville HS... rated the 79th-best prospect in the state of Georgia (Rivals)... rated the 39th-best guard nationally by Scout.com... named second team Small Schools All-America (MaxPreps)... played four seasons of football, including three as a team captain, for coach Jim Kremer... also participated in track for four years (shot put, discus) and played basketball for three seasons... first team AA All-State and All-Area... played in the GHSA North vs. South Game.

Personal: Full name is Catlin Lewis Alford... son of Lynn and Linda Alford... born Feb. 7, 1991 in Cartersville, Ga... chose Tech because of the academics, the tradition and the location... enjoys hunting and fishing... a management major

MORE ABOUT CATLIN ALFORD

- What's on TV: ESPN; OLN
- What's in my iPod: Country, rap, rock
- Favorite flicks: Super Troopers; 300; Gladiator
- First job: Landscaping
- Talent I'd like to have: Juggling
- Favorite meal: Steak with baked potato and a salad
- Favorite pro sports teams: Atlanta Falcons
- My heroes: Mom, dad, brother
- The professional athlete's poster I had on my wall: Michael Jordan
- The celebrity I'd love to hang with for a night: Jessica Alba
- I can do this one thing better than almost anyone: Cook
- One thing most people don't know about me: I'm from the country



COREY ALFORD

LB / 5-11 / 230 / Fr.-r
Conyers, Ga. (Heritage)



65

A redshirt freshman invited walk-on who joined the team in August, 2009... made the ACC Academic Honor Roll for 2009-10.

2009: Redshirted as a true freshman.

High School: Heritage HS... played four years under coaches Chad Frazier and Al Peligrino... two-year team captain...made 133 tackles, including 22 in one game, as a senior... won the US Army Reserve National Scholar Athlete Award in 2009... all-area in 2008... also earned a letter in baseball and track.

Personal: Full name is Corey Dan Alford... parents are Dan and Teresa... born Dec. 29, 1990 in Atlanta... has two siblings -- Chase and Callie... multiple relatives are Tech graduates including father, uncle and cousin... majoring in mechanical engineering.

MORE ABOUT COREY ALFORD

- What's on TV: NFL Network or Family Guy
- What's in my iPod: Lil Wayne; Breaking Benjamin; Bob Marley
- Favorite flicks: I Love You, Man
- First job: Washing cars
- Talent I'd like to have: Play guitar
- Favorite meal: Surf and turf
- Favorite pro sports teams: Chicago Bears; Cleveland Cavaliers; Atlanta Braves
- My heroes: Jesus
- The professional athlete's poster I had on my wall: Michael Jordan
- The thing I enjoy most about game day: The adrenaline
- The celebrity I'd love to hang with for a night: Seann William Scott
- The celebrity some people say I look like: Swat Cat
- One thing most people don't know about me: I love to sing even though I can't



ANTHONY ALLEN

B-Back / 6-0 / 229 / Sr.
Tampa, Fla. (Jesuit/Louisville)



18

2010 Maxwell Award Watch List

Has potential to be an All-ACC running back... moves to B-back this year after starting at A-back in 2009... teamed last season with Jonathan Dwyer and Josh Nesbitt to become the most prolific rushing trio in Georgia Tech history... transferred to Georgia Tech from Louisville following the 2007 season... sat out the 2008 season under NCAA transfer rules and played on the Tech scout team... rushed for more than 1,000 yards and 20 touchdowns in two seasons with the Cardinals... has versatility and pass-catching ability... an explosive runner.

2009 (Junior): The Louisville transfer made an immediate impact, starting at A-back... ranked third on the team in rushing (44.1 ypg)... rushed for 100 yards in a game twice... had five receptions for 112 yards... scored seven touchdowns -- six by rushing, one by receiving... averaged a remarkable 9.7 yards per carry... rushed for a touchdown in the FedExOrange Bowl against Iowa (Jan. 5)... carried 11 times for 103 yards and two touchdowns at Virginia (Oct. 24)... had four carries for 81 yards, including a 60-yard scamper, at Florida State (Oct. 10)... rushed three times for 10 yards including a 7-yard touchdown run, and he had one reception for 20 yards at Mississippi State (Oct. 3)... rushed six times for 42 yards (7.0 ypa) and a touchdown at Miami (Sept. 17)... erupted for 127 yards and a touchdown on just five carries in Tech's 30-27 win over Clemson (Sept. 10)... bolted to an 82-yard touchdown run -- tying for the seventh-longest run in Tech history -- the first time he touched the ball against the Tigers... caught a 26-yard touchdown pass in his first Georgia Tech game, vs. Jacksonville State (Sept. 5)... rushed for more than 1,100 yards and 20 touchdowns in two seasons at Louisville... gave Tech one of the deepest running back corps in college football.

2008 (Redshirt): Sat out under NCAA transfer rules after transferring from Louisville... gave the Yellow Jacket defense a headache by serving as a scout team running back.

2007 (Louisville): Played in all 12 games... rushed for 696 yards and seven touchdowns on 146 attempts... caught 21 passes for 153 yards and two touchdowns... set school single-game rushing record in the second game of the season against Middle Tennessee State by erupting for 275 yards and two touchdowns on 35 carries... scored a pair of TDs and rushed for 96 yards on 18 attempts vs. in-state rival Kentucky... recorded 122 all-purpose yards against Syracuse with 66 yards rushing and 56 yards receiving... scored a touchdown and rushed for 85 yards on 19 carries against NC State... caught a touchdown pass against Pitt.

2006 (Louisville): Played in all 13 games as a true freshman, including his first collegiate starts against Cincinnati and Syracuse... had five multiple-touchdown games... led the team in touchdowns with 14 (13 rushing/1 receiving)... carried 96 times for 406 yards... ranked eighth in the Big East Conference in scoring... scored two TDs in the Orange Bowl win over Wake Forest, including a 21-yard reception... carried 10 times for 38 yards and two scores against Connecticut... rushed 12 times for 34 yards and two TDs vs. South Florida... carried 12 times for 47 yards and a pair of scores against West Virginia... rushed 10 times for 45 yards and two scores against Syracuse... rushed for 70 yards and a TD vs. Middle Tennessee... made his collegiate debut in impressive fashion against Kentucky, running nine times for 48 yards and a touchdown.

High School: Played for Joe Ross at Jesuit High School in Tampa... three-year starter at running back and middle linebacker... voted 29th-best running back nationally by Rivals... tabbed the 68th best running back by Scout and the third-best in Florida... given three-star rating by Rivals and Scout... named All-state and All-county as a senior... ran for 1,151 yards and 15 TDs... averaged better than 6.0 yards per carry... recorded 84 tackles as a middle linebacker... guided Jesuit to a 9-2 record... rushed for 1,491 yards and 21 touchdowns as a junior... averaged 5.8 yards per carry... named the team's Offensive Most Valuable Player... selected All-state and All-county... also ran track... competed in the 100-meter run, long jump, high jump and triple jump.

Personal: Born August 8, 1988 ... parents are Amos and Heather... majoring in management.

ALLEN'S CAREER STATISTICS

Year	GP	Rush	Yds	Avg	TD	LP	Rec	Yds	Avg	TD	LP
2009	14	64	618	9.7	6	82	5	112	22.4	1	31
2007 (Louisville)	12	146	696	4.8	7	48	21	153	7.3	2	26
2006 (Louisville)	13	96	406	4.2	13	20	4	48	12.0	1	24
TOTAL	39	306	1,720	5.6	26	82	30	313	10.4	4	31
Kick Returns	Att	Yds	Avg	TD	LP						
2009	2	29	14.5	0	16						

13 Consecutive Bowl Appearances ■ 2009 ACC Champions



2010 PLAYER BIOS

Introduction

2010 Preview

Players

Staff

2009 Review

Records

History

GEORGIA TECH CAREER HIGHS

Rushing Attempts: 11 at Virginia, Oct. 24, 2009
Yards Rushing: 127 vs. Clemson, Sept. 10, 2009
Long Rush: 82 vs. Clemson, Sept. 10, 2009
TD Rushing: 2 at Virginia, Oct. 24, 2009
Receptions: 1, five times
Yards Receiving: 31 at Duke, Nov. 14, 2009
Longest Reception: 31 at Duke, Nov. 14, 2009
TD Receptions: 1 vs. Jacksonville State, Sept. 5, 2009
Kick Returns: 1 vs. North Carolina, Sept. 26, 2009; 1 at Mississippi State, Oct. 3, 2009
Kick Return Yards: 16 vs. North Carolina, Sept. 26, 2009
Long Return: 16 vs. North Carolina, Sept. 26, 2009
All-Purpose Yards: 151 vs. Clemson, Sept. 10, 2009

2009 GAME-BY-GAME	Rush	Yds	Avg	TD	LP	Rec	Yds	Avg	TD	LP	KOR	Yds	APY
Jacksonville State*	3	21	7.0	0	18	1	26	26.0	1	26	0	0	47
Clemson*	5	127	25.4	1	82	1	24	24.0	0	24	0	0	151
at Miami*	6	42	7.0	1	19	0	0	0.0	0	0	0	0	42
North Carolina*	5	27	5.4	0	15	1	11	11.0	0	11	1	16	54
at Mississippi State*	3	10	3.3	1	7	1	20	20.0	0	20	1	13	43
at Florida State*	4	81	20.2	0	60	0	0	0.0	0	0	0	0	81
Virginia Tech													59
at Virginia*	11	103	9.4	2	21	0	0	0.0	0	0	0	0	103
at Vanderbilt*	1	0	0.0	0	0	0	0	0.0	0	0	0	0	0
Wake Forest*	3	43	14.3	0	20	0	0	0.0	0	0	0	0	43
at Duke*	5	37	7.4	0	14	1	31	31.0	0	31	0	0	68
Georgia*	4	29	7.2	0	16	0	0	0.0	0	0	0	0	29
vs. Clemson*	5	18	3.6	0	8	0	0	0.0	0	0	0	0	18
vs. Iowa*	3	21	7.0	1	16	0	0	0.0	0	0	0	0	21

MORE ABOUT ANTHONY ALLEN

What's on TV: Fuzz -- I don't have cable
Favorite flicks: Lord of War
First job: Selling Kool-Aid
Talent I'd like to have: Walk on water and swim on land
Favorite pro sports teams: Tampa Bay Lightning; Tampa Bay Bucs; Tampa Bay Rays
The professional athlete's poster I had on my wall: Adrian Peterson
The thing I enjoy most about game day: The fans
The celebrity I'd love to hang with for a night: Uncle Luke
I can do this one thing better than almost anyone: Run the ball
One thing most people don't know about me: I am one-half Puerto Rican



JAMIE ALVAREZ

WR / 6-1 / 220 / Fr.
 Ft. Meyers, Fla. (Bishop Verot)



89

A non-scholarship true freshman who joins the team in August, 2010.

High School: Bishop Verot HS.

Personal: Undecided on a major.

MORE ABOUT JAMIE ALVAREZ

What's on TV: ESPN; South Park
What's in my iPod: Hip-hop; R&B
Favorite flicks: Friday; Predator
Worst habit: Not answering cell phone right away
Talent I'd like to have: Disc jockey
Favorite meal: Steak and ceviche
Favorite pro sports teams: Baltimore Ravens
My heroes: Dad, mom, God
The professional athlete's poster I had on my wall: Ray Lewis
The celebrity some people say I look like: Doug, from "Hangover"



BEN ANDERSON

DT / 6-2 / 272 / Sr. -r
 Aiken, S.C. (South Aiken)



98

■ ACC Defensive Lineman of the Week (Nov. 16)

A returning starter at defensive tackle... will battle for a starting job in Tech's new 3-4 defense, likely at nose tackle... was a solid performer in 2009 before suffering a late-season knee injury... missed all of spring drills to recover from the injury... spent his first two seasons learning from current NFL defensive tackles Darryl Richard and Vance Walker.

2009 (Junior): Was a starter at defensive tackle before a knee injury... suffered the injury vs. Georgia (Nov. 28) and did not play the rest of the season... started 12 consecutive games before the injury... had 5.0 tackles for loss, 2.0 sacks and a quarterback hurry... enjoyed his best game of the season at Duke (Nov. 14), recording 3.0 tackles for loss, 2.0 sacks and five total tackles... recorded a tackle for loss at Vanderbilt (Oct. 31)... made a huge stop late in the win over Clemson (Sept. 10) when he tackled C.J. Spiller for a one-yard loss on 3rd-and-1 from the Tech three-yard line; the stop forced Clemson to kick a game-tying field goal early in the fourth quarter... had big shoes to fill as both 2008 starting tackles -- Darryl Richard and Vance Walker -- were taken in the NFL draft.

2008 (Sophomore): One of the top back-ups at defensive tackle... played in every game but one... both tackles were for loss, including one sack... had a tackle-for-loss vs. LSU in the Chick-fil-A Bowl (Dec. 31)... recorded a key sack -- his first career sack -- for a loss of 11 yards vs. Gardner-Webb (Oct. 11).

2007 (Redshirt Freshman): Saw action in six games, including five of the last six contests of the regular season... credited with one solo tackle... also saw duty on special teams.

2006: Redshirted as a true freshman.

High School: Ranked among the nation's top 30 defensive tackles and the No. 30 player in South Carolina by Scout... rated the No. 24 player in South Carolina by Rivals.com... two-time first-team all-area selection by both the Augusta Chronicle and the Aiken Standard... made 114 tackles as a senior with 15 tackles for loss and six sacks, following 12 tackles with 22 tackles for loss and eight sacks as a junior... team captain for coach Dan Pippin at South Aiken High.

Personal: Full name is Robert Benjamin Anderson... parents are Robert and Sheri Anderson... born February 28, 1988... majoring in management.



2010 PLAYER BIOS

ANDERSON'S CAREER STATISTICS

Year	G-GS	P-A	Tkl	TFL	Sck	FC	FR	Int	PB
2009	12-12	12-3	15	5.0-26	2.0-21	0	0	0	0
2008	12-0	2-0	2	2.0-12	1.0-11	0	0	0	0
2007	6-0	1-0	1	0	0	0	0	0	0
TOTAL	30-12	15-3	18	7.0-38	3.0-32	0	0	0	0

CAREER HIGHS


Tackles: 5 at Duke, Nov. 14, 2009
 TFL: 3.0 at Duke, Nov. 14, 2009
 Sacks: 2.0 at Duke, Nov. 14, 2009


2009 GAME-BY-GAME

	P-A	TKL	TFL	SCK	FC	FR	INT	PB
Jacksonville State*	1-0	1	0	0	0	0	0	0
Clemson*	1-0	1	1.0-1	0	0	0	0	0
at Miami*	0-0	0	0	0	0	0	0	0
North Carolina*	0-1	1	0	0	0	0	0	0
at Mississippi State*	0-0	0	0	0	0	0	0	0
at Florida State*	1-1	2	0	0	0	0	0	0
Virginia Tech*	1-0	1	0	0	0	0	0	0
at Virginia*	2-0	2	0	0	0	0	0	0
at Vanderbilt*	1-0	1	1.0-1	0	0	0	0	0
Wake Forest*	0-0	0	0	0	0	0	0	0
at Duke*	5-0	5	3.0-24	2.0-21	0	0	0	0
Georgia*	0-1	1	0	0	0	0	0	0
vs. Clemson	INJ							
vs. Iowa	INJ							

MORE ABOUT BEN ANDERSON

What's on TV: Eastbound and Down
What's in my iPod: Kid Rock; Jeezy; Lil Wayne; Justin Moore
Favorite flicks: American Gangster; Boondock Saints; Fight Club; Forgetting Sarah Marshall
Worst habit: Popping my knuckles
First job: Cutting my neighbor's grass
Talent I'd like to have: Baseball player
Favorite meal: Wings & Things from Zaxby's
Favorite pro sports teams: Atlanta Falcons; Atlanta Braves
My heroes: My dad, Kenny Powers and Logan Walls
The professional athlete's poster I had on my wall: Emmitt Smith
The thing I enjoy most about game day: The players' walk
The celebrity I'd love to hang with for a night: Kid Rock
The celebrity some people say I look like: Vin Diesel
I can do this one thing better than almost anyone: Name movie quotes
One thing most people don't know about me: I can run a 4.3 (40-yard dash)



CHANDLER ANDERSON

P / 6-0 / 201 / Jr.-r
Columbus, Ga. (Shaw)

85

Emerged as one of the better punters in the ACC last season in his first year as the starter... showed consistency in length and in pinning opponents inside the 20... serves as the holder on kicks... also capable of serving as the kicker... learned from 2007 Ray Guy Award winner Durant Brooks as a true freshman in 2007... a non-scholarship player.

2009 (Sophomore): Emerged as one of the better punters in the ACC... ranked third in the ACC in punting (42.3 ypa)... Georgia Tech led the ACC in net punting... despite being the only Yellow Jacket to punt all season, he had just 37 attempts, including a season-high seven attempts in the FedEx Orange Bowl against Iowa (Jan. 5)... Tech went 22 consecutive possessions without punting in late November and early December... Tech did not punt against Florida State, Georgia, or Clemson in the ACC Championship Game – the first times since 2000 the Jackets did not punt at least once... only 10 of his 37 punts were returned... 12 of his punts were downed inside the 20 including three vs. Iowa... his average of 49.1 yards on seven punt attempts in the FedEx Orange Bowl was a Georgia Tech bowl record... booted a 61-yard punt and averaged 51.7 yards on three punts at Duke (Nov. 14)... booted a career-long 63-yard punt at Miami (Sept. 17)... got off to a good start in 2009 by averaging 51.0 yards on two punts in the season opener against Jacksonville State (Sept. 5), including a 56-yard punt... served as Tech's primary punter, allowing Scott Blair to focus on kicking duties... served as Blair's holder on kicks... missed all of spring practice because of appendicitis.

2008 (Redshirt Freshman): Served as the holder for kicker Scott Blair and the back-up at punter... had two first-half punts for an average of 44.5 yards vs. Gardner-Webb (Oct. 11)... booted three punts for an average of 38.3 yards and had a long of 56 yards against Duke (Oct. 4)... attempted his first career punt against Mississippi State (Sept. 20) – a 46-yard boot that sailed into the endzone... missed all of spring practice after a bout with appendicitis.

2007: Redshirted as a true freshman.

High School: Lettered four years in soccer and football at Shaw High School... received all-state honors in 2006 and 2007... was a member of French Club, National French Honor Society, Beta Club, National Honor Society, Young Historians and the class government.

Personal: Born Nov. 9, 1988... son of David and Angie Cotton... full name is Chandler Dee Anderson... has three siblings... enjoys reading and working out... majoring in management.

ANDERSON'S CAREER STATISTICS

Year	G	Punts	Yds	Avg	Net	50+	I-20	Ret	Long
2009	14	37	1,565	42.3	38.1	7	12	10-74	63
2008	13	6	250	41.7	39.0	1	1	2-16	56
TOTAL	27	43	1,815	42.2	38.2	8	13	12-90	63

CAREER HIGHS

Punts: 7 vs. Iowa, Jan. 5, 2010
 Longest Punt: 63 at Miami, Sept. 17, 2009
 I-20: 3 vs. Iowa, Jan. 5, 2010

PUNTING	Punts	Yds	Avg	Net	50+	I-20	Ret	Long
Jacksonville State	2	102	51.0	51.0	1	1	0-0	56
Clemson	6	220	36.7	30.8	0	2	1-15	48
at Miami	3	137	45.7	34.3	1	0	1-14	63
North Carolina	3	140	46.7	39.0	0	1	2-23	49
at Mississippi State	3	111	37.0	37.0	1	2	0-0	50
at Florida State	0	0	0	0	0	0	0-0	0
Virginia Tech	4	138	34.5	35.2	0	1	1-(-)3	37
at Virginia	2	84	42.0	38.0	1	1	2-8	55
at Vanderbilt	3	97	32.3	32.0	0	1	1-1	40
Wake Forest	1	37	37.0	37.0	0	0	0-0	37
at Duke	3	155	51.7	43.7	1	0	1-4	61
Georgia	0	0	0.0	0.0	0	0	0-0	0
vs. Clemson	0	0	0.0	0.0	0	0	0-0	0
vs. Iowa	7	344	49.1	44.6	2	3	1-12	59


13 Consecutive Bowl Appearances ■ 2009 ACC Champions



2010 PLAYER BIOS

MORE ABOUT CHANDLER ANDERSON

What's on TV: Life
 What's in my iPod: Metallica; Avril Lavigne; Taylor Swift
 Favorite flicks: Avatar; Boondock Saints 1 and 2
 First job: Six Flags
 Talent I'd like to have: Play guitar
 Favorite meal: Lasagna
 Favorite pro sports teams: Denver Broncos
 My heroes: James Hetfield, Lars Ulrich, Kirk Hammett and Rob Trujillo
 The professional athlete's poster I had on my wall: Terrell Davis
 The thing I enjoy most about game day: Winning
 The celebrity I'd love to hang with for a night: Rob Trujillo
 One thing most people don't know about me: I love animals



JEREMIAH ATTAOCHU

LB / 6-3 / 223 / Fr.
Washington, D.C. (Archbishop Carroll)

45

A true freshman who is a classic edge-type defender... is tall, long and rangy.
High School: Archbishop Carroll HS... rated the 17th-best prospect in the mid-Atlantic region (Superprep)... had 118 tackles and 14 sacks as a senior... recorded four touchdowns as a senior by blocking kicks or returning fumbles... played three seasons of varsity football as a linebacker and defensive end... served two years as team captain... recorded five sacks in one game.
Personal: Committed to Tech in January, 2010... originally from Nigeria... born Jan. 17, 1993 in Ibadan, Nigeria... full name is Jeremiah Ajimaoso Attaochu... son of Paul and Comfort... has three siblings – Glory, Samuel and David... began playing football in ninth grade because "I got tired of just watching it"... considering a major in Sociology.

MORE ABOUT JEREMIAH ATTAOCHU

What's on TV: ESPN; CNN; Cartoon Network
 What's in my iPod: Rap, gospel and Nigerian music
 Favorite flicks: 300; Avatar; Passion of the Christ
 Worst habit: Spitting
 First job: Filing papers at D.C. Court of Appeals
 Talent I'd like to have: Dancing, singing
 Favorite meal: Macaroni and cheese
 Favorite pro sports teams: Washington Redskins; Denver Broncos
 My heroes: Jesus, mom and dad
 The professional athlete's poster I had on my wall: DeMarcus Ware
 The celebrity I'd love to hang with for a night: True Jackson
 The celebrity some people say I look like: Tyrese
 I can do this one thing better than almost anyone: Genuinely care about people and treat others with respect
 One thing most people don't know about me: I do not drink



RYAN AYERS

CB / 5-10 / 178 / Fr.
Douglasville, Ga. (South Paulding)



33

A true freshman with great speed... has potential to be an outstanding corner.
High School: South Paulding HS... rated the 22nd-best prospect in Georgia by Superprep and the 27th-best prospect by Rivals... rated 21st on the AJC Fab 50 list... played in the third annual Under Armour All-America Game in St. Petersburg, Fla... named first team 4A All-State... had 34 tackles and two interceptions for 128 yards as a senior.
Personal: Undecided on a major.

MORE ABOUT RYAN AYERS

What's on TV: ESPN
 Favorite flicks: Superbad
 Talent I'd like to have: Singing
 Favorite meal: Peanut butter and jelly
 My heroes: Mom, uncle, cousin
 The celebrity some people say I look like: Tiger Woods



MORGAN BAILEY

OL / 6-4 / 298 / Fr.
Loganville, Ga. (Loganville)



72

A true freshman who was a dominating run blocker in high school.
High School: Loganville HS... rated the 71st-best prospect in the state of Georgia (Rivals)... rated the 68th-best prospect in Georgia (Superprep)... rated 32nd on the AJC Fab 50 list... named all-region in 2008 and 2009... named all-state in 2009... named a scholar-athlete in 2008 and 2009... played in the North-South USA All-Star Game... played four seasons of football under coaches John Small and Eric Godfree... also ran two seasons of track... led football team to regional championship in 2008.
Personal: Given name is Christopher Morgan Bailey... born April 13, 1992 in Atlanta... has an aunt and uncle who attended Georgia Tech... chose Tech because of the academics, a chance to compete and the location... a good student who owned a 3.8 GPA in high school... considering a major in physics.

MORE ABOUT MORGAN BAILEY

What's on TV: SportsCenter
 What's in my iPod: Rock; rap; alternative; Lil Wayne
 Favorite flicks: 300; The Hangover
 Worst habit: Biting nails
 Talent I'd like to have: Always be right
 Favorite meal: Steak, ribs
 Favorite pro sports teams: Atlanta Falcons; Atlanta Hawks; Atlanta Braves
 The celebrity I'd love to hang with for a night: Jason Statham
 I can do this one thing better than almost anyone: Push myself
 One thing most people don't know about me: I hold myself to high standards

Introduction

2010 Preview

Players

Staff

2009 Review

Records

History



2010 PLAYER BIOS



ANTHONY BARNES



OLB / 6-3 / 248 / Sr.-r
Cartersville, Ga. (Cartersville)

12

A veteran who has been a part-time starter and a key player on special teams for three seasons... enjoyed a solid spring and seems to have found a home at outside linebacker Tech's 3-4 defense... entered 2008 as the starter at outside linebacker, but suffered a shoulder injury in the season opener... came back to have a productive sophomore season but broke a bone in his leg in the win at Georgia and missed the bowl game... graduated in the summer of 2010 and is playing this fall as a graduate student.

2009 (Junior): Played as a key reserve at linebacker and defensive end, and also played a big role on special teams... recorded 16 tackles, a half-tackle for loss and one forced fumble... had three tackles and a half-tackle for loss at Florida State (Oct. 10)... recorded two tackles and forced a fumble in the opener against Jacksonville State (Sept. 5).

2008 (Sophomore): Sophomore season ended prematurely with a broken bone in his leg at Georgia (Nov. 29)... 2008 was a tough-luck season for Barnes... started in the season opener, then missed the next two games with a shoulder injury... came off the bench for the next four games and finally resumed his starting duties Oct. 25... had 16 tackles, 10 solo tackles for the season... recorded three solo tackles vs. Florida State (Nov. 1)... recorded five tackles, including two solo tackles, vs. Gardner-Webb (Oct. 11)... started at OLB in the season opener vs. Jacksonville State (Aug. 28) and made one tackle before suffering a shoulder injury in the first half.

2007 (Redshirt Freshman): Served as a part-time starter... split playing time with Shane Bowen at outside linebacker... played in all 12 regular season games and started three times - vs. Clemson, Maryland and Army... credited with 29 tackles including 20 solo efforts... recorded 6.0 tackles-for-loss and 1.5 sacks... recovered one fumble... had one quarterback hurry... had a sack for minus-13 yards in the season opener at Notre Dame (Sept. 1)... had six tackles at Virginia (Sept. 22)... recorded a career-high seven tackles including 1.5 TFL's vs. Clemson (Sept. 29)... recovered a fumble at Duke (Nov. 10)... had five tackles, including 2.5 tackles-for-loss, vs. Georgia (Nov. 24).

2006: Redshirted as a true freshman.

High School: One of the top prospects in the Southeast... tabbed to the Atlanta Journal-Constitution's Super Southern 100 and the Scout.com Southeast Top 100 (No. 54)... rated among the nation's top 25 athletes by Rivals.com... ranked the nation's No. 19 linebacker by Scout.com... rated the No. 19 prospect in Georgia by Rivals.com... honorable mention all-state (Class AAA) as a wide receiver by the AJC... as a senior, caught 47 passes for 782 yards and seven TDs while making 78 tackles and four interceptions on defense... had 43 receptions for 532 yards and six touchdowns, along with 54 tackles as a junior... coached by Frank Barden at Cartersville High.

Personal: Full name is Anthony Tyrone Barnes... nicknamed "A.T."... parents are Isaac and Celester Barnes... born January 4, 1986... majoring in management.

BARNES' CAREER STATISTICS

Year	G-GS	P-A	Tkl	TFL	Sck	FC	FR	Int	PB
2009	13-0	8-8	16	0.5-1	0	1	0	0	0
2008	10-4	10-6	16	0	0	0	0	0	0
2007	12-3	20-9	29	6.0-26	1.5-14	0	1	0	0
TOTAL	35-7	38-23	61	6.5-27	1.5-14	1	1	0	0

CAREER HIGHS

Tackles: 7 vs. Clemson, Sept. 29, 2007
TFL: 2.5 vs. Georgia, Nov. 24, 2007
Sacks: 1.0 at Notre Dame, Sept. 1, 2007
FC: 1 vs. Jacksonville State, Sept. 5, 2009
FR: 1 at Duke, Nov. 10, 2007

2009 GAME-BY-GAME

	P-A	TKL	TFL	SCK	FC	FR	INT	PB
Jacksonville State	1-1	2	0	0	1	0	0	0
Clemson	0-2	2	0	0	0	0	0	0
at Miami	1-0	1	0	0	0	0	0	0
North Carolina	0-2	2	0	0	0	0	0	0
at Mississippi State	0-0	0	0	0	0	0	0	0
at Florida State	2-1	3	0.5-1	0	0	0	0	0
Virginia Tech	0-2	2	0	0	0	0	0	0
at Virginia	1-0	1	0	0	0	0	0	0
at Vanderbilt	0-0	0	0	0	0	0	0	0
Wake Forest	1-0	1	0	0	0	0	0	0
at Duke	1-0	1	0	0	0	0	0	0
Georgia	0-0	0	0	0	0	0	0	0
vs. Clemson	1-0	1	0	0	0	0	0	0
vs. Iowa	DNP							

MORE ABOUT ANTHONY "A.T." BARNES

- What's on TV: ESPN; CSI; NFL Network
- What's in my iPod: Gospel and jazz
- Favorite flicks: The Blind Side; Remember The Titans; any sports movie
- Worst habit: I'm a neat freak
- Talent I'd like to have: To be able to do back flips
- Favorite meal: Steak and bread
- Favorite pro sports teams: Baltimore Ravens; Atlanta Hawks; Cleveland Cavaliers
- My heroes: Dr. G, Michael Jordan and my mother
- The thing I enjoy most about game day: Hearing the fans and the excitement
- The celebrity I'd love to hang with for a night: LeBron James
- The celebrity some people say I look like: 50 Cent
- I can do this one thing better than almost anyone: Clean house
- One thing most people don't know about me: I have a beautiful daughter



13 Consecutive Bowl Appearances ■ 2009 ACC Champions



T.J. BARNES



DT / 6-7 / 333 / So.-r
Enterprise, Ala. (Enterprise)

90

■ 2009 ACC All-Freshman Team (Sporting News)

A huge and powerful redshirt freshman with surprising mobility... will compete for a starting job at nose tackle in Tech's 3-4 defense... showed great promise last season as a back-up at defensive tackle... may have played as a true freshman had Tech not had two starting tackles who would later play in the NFL.

2009 (Freshman): Showed great promise as a back-up defensive tackle... played in all 14 games... made first career start vs. Clemson in the ACC Championship Game... played a more prominent role as the season progressed... recorded 16 tackles and 1.5 tackles for loss... also had a quarterback hurry... had four tackles and a half-tackle for loss vs. Georgia (Nov. 28)... recorded a then career-high four tackles in the win over Virginia Tech (Oct. 17)... had a pair of solo tackles and a tackle for loss at Mississippi State (Oct. 3).

2008: Redshirted and served as a key member of the scout team.

High School: A standout defensive tackle at Enterprise High School... showed ability to play on both sides of the ball... ranked as the 48th-best offensive tackle nationally by Rivals.com... ranked by Rivals as the 18th-best prep prospect in Alabama... ranked as the 24th-best Alabama prospect by Scout.com... ranked No. 59 nationally among offensive tackles by Scout... made 70-plus tackles, 20 tackles-for-loss, one sack and one inter-



2010 PLAYER BIOS

ception as a senior... set a school record with eight sacks in one game... played four years of high school football at almost every position on the offensive and defensive lines.

Personal: Father, Terry Jones, played football at Auburn... cousins Fred Baxter and Randy Hart played football at Auburn... his brother, Beau Reliford, plays football at Florida State... chose Georgia Tech over Louisville, Alabama, Auburn and others... selected Georgia Tech because of the academics, the football and the atmosphere... born June 14, 1990 in Montgomery, Ala... given name is Tarence Jariviz Barnes, but goes by T.J... has four teenage siblings... a management major.

BARNES' CAREER STATISTICS

Year	G-GS	P-A	Tkl	TFL	Sck	FC	FR	Int	PB
2009	14-1	7-9	16	1.5-6	0	0	0	0	0

CAREER HIGHS

Tackles: 4 vs. Virginia Tech, Oct. 17, 2009; 4 vs. Georgia, Nov. 28, 2009
TFL: 1 at Mississippi State, Oct. 3, 2009

2009 GAME-BY-GAME

	P-A	TKL	TFL	SCK	FC	FR	INT	PB
Jacksonville State	0-0	0	0	0	0	0	0	0
Clemson	0-1	1	0	0	0	0	0	0
at Miami	2-0	2	0	0	0	0	0	0
North Carolina	0-0	0	0	0	0	0	0	0
at Mississippi State	2-0	2	1.0-5	0	0	0	0	0
at Florida State	0-0	0	0	0	0	0	0	0
Virginia Tech	0-4	4	0	0	0	0	0	0
at Virginia	2-0	2	0	0	0	0	0	0
at Vanderbilt	0-0	0	0	0	0	0	0	0
Wake Forest	0-1	1	0	0	0	0	0	0
at Duke	0-0	0	0	0	0	0	0	0
Georgia	1-3	4	0.5-1	0	0	0	0	0
vs. Clemson*	0-0	0	0	0	0	0	0	0
vs. Iowa	0-0	0	0	0	0	0	0	0

MORE ABOUT T.J. BARNES

What's on TV: Burn Notice
What's in my iPod: J. Cole
Favorite flicks: I love all movies
Worst habit: Triple-checking everything
Talent I'd like to have: Play baseball
Favorite meal: Combread
Favorite pro sports teams: Dallas Cowboys; Washington Redskins
My heroes: Ny parents
The thing I enjoy most about game day: Sitting in the stadium after the game
The celebrity I'd love to hang with for a night: Toccara Jones
The celebrity some people say I look like: 50 Cent; Michael Clarke Duncan
I can do this one thing better than almost anyone: Juggle
One thing most people don't know about me: My brother, Beau Reliford, plays for Florida State



AUSTIN BARRICK

OT / 6-3 / 286 / Sr.-r
 Moody, Ala. (Moody)



73

A returning starter at offensive tackle... emerged as a starter at right tackle late in 2008 after injuries to starting senior tackles David Brown and Andrew Gardner... a mobile, versatile lineman who has found a home at tackle in Paul Johnson's offense after bouncing around to different positions earlier in his career... began his career as a tight end in 2007 and briefly moved to A-back in the spring of 2008 before landing on the offensive line... perhaps no other player on the roster has changed positions and jersey numbers more often... graduated in the summer of 2010 and is playing this fall as a graduate student.

2009 (Junior): Started the first nine games of the season as well as the FedEx Orange Bowl... missed four games late in the season with a lower leg injury suffered at Vanderbilt (Oct. 31)... had started 13 consecutive games prior to the injury... helped Georgia Tech lead the ACC in rushing offense and total offense.

2008 (Sophomore): Became the starter at right tackle Nov. 8 at North Carolina after Andrew Gardner underwent season-ending surgery... played both tackle positions... saw action in every game... was key in helping the Yellow Jackets rank first in the ACC in rushing (273.2 ypg)... helped the Jackets rush for 409 yards against 13th-ranked Georgia (Nov. 29)... actually had his first career rushing attempt -- on a tackle-eligible lateral -- against the Bulldogs... part of an offense that produced 472 rushing yards vs. No. 23 Miami (Nov. 20)... helped Tech rush for 326 yards in his first career start at North Carolina (Nov. 8)... saw significant action in the win over Florida State (Nov. 1)... played nearly 40 snaps in the Gardner-Webb game (Oct. 11)... fielded a short kickoff and returned it eight yards vs. Mississippi State (Sept. 20)... saw significant duty vs. Jacksonville State (Aug. 28).

2007 (Redshirt Freshman): Played in three games -- Sept. 8 vs. Samford and in consecutive games against Miami and Army -- at tight end.

2006: Redshirted as a true freshman.

High School: The No. 30 prospect in Alabama and the No. 33 tight end in the nation by Scout... three-time honorable mention all-state... earned all-Metro and all-county... had 48 catches for 789 yards and 12 TDs as a senior... coached by John Grass at Moody High... played first three years of high school at Albertville (Ala.) HS... played in just five games as a junior but had 38 catches and five TDs... had 48 catches for 784 yards and five scores as a sophomore... set school record with 13 receptions in a game... lettered in track and twice finished in the top 10 in the state in the discus... Honor Roll student and member of National Honor Society and Sigma Delta Phi.

Personal: Full name is Austin John Barrick... born June 13, 1987... parents are Darrel and Liz Barrick... majoring in management.



Introduction

2010 Preview

Players

Staff

2009 Review

Records

History



2010 PLAYER BIOS

13 Consecutive Bowl Appearances ■ 2009 ACC Champions



SEAN BEDFORD

C / 6-1 / 281 / Sr.-r
Gainesville, Fla. (Buchholz)



79

- 2010 Preseason First Team All-ACC
- 2009 First Team All-ACC
- 2009 ACC co-Offensive Lineman of the Week (Sept. 28)
- 2009 ACC Offensive Lineman of the Week (Oct. 19)

The first team All-ACC center in 2009... the only Yellow Jacket on the preseason All-ACC team... on the preseason watch list for two national awards – the Outland Trophy and the Rimington Trophy... the aerospace engineering major is a former walk-on and a former defensive lineman... a very cerebral and hard-working player... took over the starting job at center in the spring of 2009... was awarded a scholarship from head coach Paul Johnson following spring practice in 2009.

2009 (Junior): Grabbed the starting job at center in spring practice and went on to start all 14 games... named first team All-ACC... helped Georgia Tech lead the ACC in rushing offense and total offense... named the ACC Offensive Lineman of the Week following the Virginia Tech game (Oct. 17)... Tech had 309 yards rushing against the Hokies and the line allowed just one sack... named ACC co-Offensive Lineman of the Week after his performance against North Carolina (Sept. 26)... overcame cramps to help ignite a Tech offense that rushed for 317 yards against the Tar Heels.

2008 (Sophomore): Served as a back-up at center... saw action in the Miami game (Nov. 20) and Mississippi State game (Sept. 20)... moved from the defensive line to the offense in mid-August... Paul Johnson was impressed with Bedford's work ethic and felt he might have a better chance to see action on the O-line... played well in the T-Day

(Spring) Game with 3.5 tackles, 1.0 tackle-for-loss and a fumble recovery.

2007 (Redshirt Freshman): A key member of the scout team... saw action in one game – vs. Army (Oct. 20).

2006: Joined the squad as a walk-on and redshirted.

High School: Named Scholar-Athlete of the Year by the Gainesville Sun, which also tabbed him to its All-Area team... was all-state as a senior... had 79 tackles as a senior with 21 tackles for loss, eight sacks, five forced fumbles, five fumble recoveries and one blocked kick... helped Buchholz HS to three city championships and two district titles... three-year letterwinner for coach Jay Godwin...also lettered in weightlifting and track and field, earning all-area honors in both... helped track team to state title in 2004...



school-record holder in the discus... student body president.

Personal: Full name is Sean Boudreau Bedford... son of Dean Bedford and Kathy Boudreau... born December 26, 1987... double-major in aerospace engineering and public policy... grew up a Florida Gator fan... his family is close with Florida coach Urban Meyer's family – they attended the same church in Gainesville.

MORE ABOUT SEAN BEDFORD

- What's on TV:** Archer
- What's in my iPod:** Bob Marley; Lynyrd Skynyrd
- Favorite flicks:** Raiders Of The Lost Ark
- Worst habit:** Not sleeping enough
- First job:** Water desalination plant construction
- Talent I'd like to have:** Any kind of musical ability
- Favorite meal:** Steak, potatoes and salad with my mom's homemade dressing
- Favorite pro sports teams:** Detroit Red Wings
- My heroes:** John F. Kennedy; my parents
- The thing I enjoy most about game day:** Winning and running out behind the Wreck
- The celebrity I'd love to hang with for a night:** Wayne Brady
- I can do this one thing better than almost anyone:** 3-D CATIA modeling
- One thing most people don't know about me:** I used to live in the British Virgin Islands



RAY BENO

OL / 6-2 / 290 / Fr.-r
Newnan, Ga. (Newnan)



55

A versatile lineman who can play a number of positions on the offensive line... learned Tech's offense last season while redshirting as a true freshman... blessed with good feet and athleticism and gets a good push because he moves so quickly... attacks the second level (linebackers) like a fullback.

2009 (Freshman): Redshirted as a true freshman.

High School: Ranked #65 among his position by Scout, #50 by Rivals and #62 by ESPN... played for coach Robert Herring at Newnan High School... earned two varsity letters in football and served one year as team captain... first team all-state by GHSA and AJC in 5A... first team all-region 4-A in 2008... All-county selection in 2007... helped lead Newnan to three consecutive regional championships in 2006, 2007 and 2008... played in the 2008 North-South Classic and was one of four South team captains... maintained a 4.0 GPA throughout his high school career.

Personal: Chose Georgia Tech because of the academics, the coaching staff and the campus... also received offers from Navy, Army, Air Force, Southern Mississippi, Georgia Southern, Miami and Wake Forest... full name is Raymond James Beno... son of Raymond and Elizabeth Beno... born Dec. 9, 1990 in Jacksonville, Fla... has previously lived in Norfolk, Va., and Tampa, Fla... has two younger siblings, Christopher and Tyler... began playing football at age 10... plans to major in mechanical engineering.

MORE ABOUT RAY BENO

- What's on TV:** ESPN SportsCenter
- What's in my iPod:** Lil Wayne
- Favorite flicks:** Friday Night Lights
- Worst habit:** Biting my nails
- First job:** Camp counselor
- Talent I'd like to have:** Play the guitar
- Favorite meal:** Spaghetti
- Favorite pro sports teams:** Indianapolis Colts
- The thing I enjoy most about game day:** Victory
- The celebrity I'd love to hang with for a night:** Chuck Norris
- The celebrity some people say I look like:** Russell, from "Up"
- I can do this one thing better than almost anyone:** Bench
- One thing most people don't know about me:** I used to live in Tampa



2010 PLAYER BIOS



SCOTT BLAIR

K / 6-0 / 172 / Sr.
Calhoun, Ga. (Calhoun)



14

■ 2009: ACC Specialist of the Week (Sept. 14)

A fourth-year senior who returns as Tech's primary kicker for the third straight season... expected to handle kickoffs for the fourth consecutive year... focused solely on kicking in 2009 after handling every kicking/punting duty in 2008... was the first Yellow Jacket since Ron Rice in 1983 to handle both kicking and punting... enters 2010 having made 41 consecutive PATs... a former walk-on who was awarded a scholarship prior to sophomore season by Paul Johnson... handled kickoff duties as a true freshman in 2007 and learned from Ray Guy Award winner Durant Brooks and All-ACC kicker Travis Bell... made the ACC Academic Honor Roll for 2009-10.



2009 (Junior): Focused solely on kicking duties after also serving as the punter the previous season... made 70 percent of his field goal attempts (14-of-20) and was 45-of-46 on PATs... enjoyed the best kicking night of his career in the Dec. 5 ACC Championship Game when he was 4-of-4 on field goal attempts, including one from 49 yards and one from 48 yards, and finished with a career-high 15 points... his four field goals were an ACC Championship Game record... kicked a 42-yard field goal and was 3-of-3 on PATs vs. Georgia (Nov. 28)... booted a career-long 45-yard field goal and was 3-of-3 on PATs vs. Wake Forest (Nov. 7)... scored eight points on 8-of-8 PATs at Vanderbilt; also forced and recovered a fumble on a kickoff... scored 10 points including 2-of-2 on field goals at Virginia (Oct. 24)... scored his 100th career point in the Virginia Tech game (Oct. 17)... the hero of the 30-27 win over Clemson (Sept. 10)... threw a 34-yard touchdown pass to Demaryius Thomas on the first pass attempt of his career; he kicked the game-winning 36-yard field goal with 57 seconds remaining; he was a perfect 3-of-3 for the day kicking field goals; he scored a career-high 12 points; and for good measure, he had one solo tackle.

2008 (Sophomore): Ranked second on the team in scoring (69 points)... ranked 10th in the ACC in scoring by kicking (5.3 ppg) and 10th in field goal percentage (.632)... converted 12-of-19 field goal attempts including 8-of-8 from less than 30 yards and 12-of-13 from within 40 yards... handled 41 of Tech's 47 punts for an average of 38.9 yards... 11 of his 41 punts were downed inside the 20... booted six punts of 50 yards or more... made two touchdown-saving tackles on the kickoff team... made eight solo tackles and 10 total tackles on the year... kicked two field goals and scored 11 points vs. Miami (Nov. 20)... booted a 31-yard field goal and had two punts inside the 20 vs. Florida State (Nov. 1)... had four punts downed inside the 20 and made a TD-saving tackle at Clemson (Oct. 18)... nominated for ACC Specialist of the Week after his performance vs. Gardner-Webb (Oct. 11)... scored four points and made his only field goal attempt... had five punts for an average of 48.4 yards against the Bulldogs, including three punts of longer than 50 yards and a long of 58 yards... scored nine points vs. Duke (Oct. 4) after making both field goal attempts and all three PATs... scored eight points, making his only field goal attempt and 5-of-5 PATs against Mississippi State (Sept. 20)... had a long punt of 53 yards at Virginia Tech (Sept. 13)... his only punt against Jacksonville State (Aug. 28) was a 51-yarder.

2007 (Freshman): Handled 68 of Tech's 70 kickoffs... helped the Yellow Jackets rank third nationally in kickoff return yardage defense (after being ranked 119th the previous season)... went the entire season without penalizing the team with an out-of-bounds kickoff... booted eight kicks into the end zone for touchbacks, but his specialty became the high, hanging, "sky" kicks... had two tackles on the season including one solo tackle... scored first career point when he kicked a PAT in a blowout of Samford (Sept. 8).

High School: Came to Georgia Tech after lettering four years in both football and soccer

at Calhoun HS... helped lead football team to the region championships each year and to state runner-ups in 2005... received all-area honors in 2005 and 2006 and also received the AJC all-state and the all-state coaches choice in 2006... played in the GA vs. TN game and helped his team to a 14-13 win... won nationals in kick-offs at the kicking.com combine.

Personal: Born Feb. 23, 1988... son of Jeff and Terry Blair... full name is Scott Swenson Blair... has two older sisters, Dana and Michelle... Michelle was on the equestrian team at Georgia in 2007-08... once lived in Wangarrata, Australia... father played basketball for The Citadel... uncle, Jim Blair, was a diver at Citadel... both grandfathers were military brigadier generals... hobbies include building electronics, playing sports and outdoor activities... majoring in management... interned this summer for Morgan Stanley Smith Barney.

BLAIR'S CAREER STATISTICS

KICKING	XP-A	FG-A	Pct	1-19	20-29	30-39	40-49	50+	Lg	Blk
2009	45-46	14-20	.700	0-0	5-6	4-7	5-7	0-0	49	0
2008	33-35	12-19	.632	0-0	8-8	4-5	0-3	0-3	39	0
2007	1-1	0-0	.000	0-0	0-0	0-0	0-0	0	0	0
TOTAL	79-82	26-39	.667	0-0	13-14	8-12	5-10	0-3	49	0

PUNTING	G	Punts	Yds	Avg	Net	50+	1-20	Ret	Long
2008	13	41	1595	38.9	32.8	6	11	12-131	58

CAREER HIGHS

Field Goals: 4 vs. Clemson, Dec. 5, 2009
Field Goal Attempts: 4 vs. Clemson, Dec. 5, 2009
Longest Field Goal: 49 vs. Clemson, Dec. 5, 2009
Longest Field Goal Attempt: 52, two times
PATs: 8 at Vanderbilt, Oct. 31, 2009
Longest Punt: 58 vs. Gardner-Webb, Oct. 11, 2008
Punt Attempts: 7 vs. Clemson, Oct. 18, 2008
Highest Punt Average (min. 2 atts.): 48.4 (5 atts.) vs. Gardner-Webb, Oct. 11, 2008
Inside-20: 4 vs. Clemson, Oct. 18, 2008
Points Scored: 15 vs. Clemson, Dec. 5, 2009

2009 SCORING	XP-A	FG-A	1-19	20-29	30-39	40-49	50+	Lg	Blk
Jacksonville State	4-5	1-2	0-0	1-1	0-0	0-1	0-0	20	0
Clemson	3-3	3-3	0-0	1-1	2-2	0-0	0-0	36	0
at Miami	2-2	1-2	0-0	0-0	1-2	0-0	0-0	32	0
North Carolina	2-2	1-3	0-0	0-1	1-2	0-0	0-0	34	0
at Mississippi State	0-0	0-0	0-0	0-0	0-0	0-0	0-0	0	0
at Florida State	0-0	0-0	0-0	0-0	0-0	0-0	0-0	0	0
Virginia Tech	4-4	0-0	0-0	0-0	0-0	0-0	0-0	0	0
at Virginia	4-4	2-2	0-0	2-2	0-0	0-0	0-0	24	0
at Vanderbilt	8-8	0-0	0-0	0-0	0-0	0-0	0-0	0	0
Wake Forest	3-3	1-1	0-0	0-0	0-0	1-1	0-0	45	0
at Duke	7-7	0-0	0-0	0-0	0-0	0-0	0-0	0	0
Georgia	3-3	1-2	0-0	0-0	0-1	1-1	0-0	42	0
vs. Clemson	3-3	4-4	0-0	1-1	0-0	3-3	0-0	49	0
vs. Iowa	2-2	0-1	0-0	0-0	0-0	0-1	0-0	0	0

MORE ABOUT SCOTT BLAIR

What's on TV: Lost; Life
What's in my iPod: Shaman's Harvest; Sick Puppies; Eddie Vedder
Favorite flicks: Avatar; Gran Torino
Worst habit: Popping my knuckles
First job: Shredding paper for my dad
Talent I'd like to have: Be able to sing and play guitar
Favorite meal: Japanese steakhouse
Favorite pro sports teams: Atlanta Falcons; Cleveland Cavaliers; Atlanta Braves
The professional athlete's poster I had on my wall: Anna Koumikova
The thing I enjoy most about game day: Winning
The celebrity I'd love to hang with for a night: Jessica Alba
I can do this one thing better than almost anyone: Kick

Introduction

2010 Preview

Players

Staff

2009 Review

Records

History



2010 PLAYER BIOS



B.J. BOSTIC

A-Back / 5-11 / 170 / Fr.
Louisville, Ga. (Jefferson County)



4

An extremely athletic true freshman who enrolled at Georgia Tech in January... can play a number of positions including A-back, wide receiver, quarterback and defensive back... started the spring at the A-back position... will also be looked at in the return game.

High School: A standout quarterback and athlete at Jefferson County High School... rated the 17th-best prospect in the state of Georgia (Rivals)... rated 16th on the AJC Fab 50 list... rated the 20th-best prospect in Georgia (Superprep)... 2009 Region 3-AA Player of the Year, All-State, State Offensive Player of the Year, Augusta Chronicle Player of the Year... 2008 first team All-State, All-Area and All-Region... 2007 first team All-State, All-Area, All-Region... played in the third annual Offense/Defense All-America Bowl in Myrtle Beach, S.C... accounted for 2,600 yards as a quarterback in 2008... played four years of football at Jefferson County HS under coach J.B. Arnold... served one year as a team captain... also played three seasons of basketball and ran track for three years... led high school team to regional championships in 2006 and 2009, and regional runner-ups in 2007 and 2008... rushed for 1,227 yards on 165 carries, scoring 17 touchdowns as a senior in 2009... averaged 7.4 yards per carry... also caught nine passes for 231 yards and four touchdowns... at quarterback, threw for 1,124 yards and 17 touchdowns with a .680 completion percentage... set 15 school records at JCHS.

Personal: First name is Barry but prefers to go by B.J... born July 2, 1992 in Fort Riley, Texas... has two siblings - Krystal and Ebony... is related (cousin) to Yellow Jacket redshirt freshman Christopher Crenshaw... plans to major in management.

MORE ABOUT B.J. BOSTIC

- What's on TV: BET; SportsCenter
- What's in my iPod: Travis Porter; Gucci Mane; T.I.; Lil Wayne
- Favorite flicks: Love & Basketball
- Worst habit: Staying up late
- First job: Bailing pine straw
- Talent I'd like to have: Singing
- Favorite meal: Chinese
- Favorite pro sports teams: Cleveland Cavaliers; Atlanta Falcons
- My heroes: My parents and Jesus Christ
- The professional athlete's poster I had on my wall: Deion Sanders
- The celebrity I'd love to hang with for a night: LeBron James
- The celebrity some people say I look like: Waka Flocka
- I can do this one thing better than almost anyone: Poetry
- One thing most people don't know about me: I can freestyle



JULIAN BURNETT

LB / 5-10 / 222 / So.
Macon, Ga. (Westside)



40

A relentless linebacker with a knack for reading the play and being in on every tackle... excels in run support because of his vision and anticipation.. was an important part of the linebacker corps as a true freshman last season... will compete for a starting job at one of the linebacker positions this fall.

2009 (Freshman): Saw action in 13 games and started three games as a true freshman... missed one game because of injury... showed outstanding potential... ranked seventh on the team in total tackles (41)... had 1.5 tackles for loss and 0.5 sacks... recorded three tackles and a tackle for loss in the FedEx Orange Bowl vs. Iowa (Jan. 5)... had six solo tackles and seven total tackles at Duke (Nov. 14)... recorded three tackles before suffering a knee injury vs. Virginia Tech (Oct. 17)... did not play at Virginia because of the injury (Oct. 24)... made his first career start vs. North Carolina (Sept. 26)... also started at Mississippi State (Oct. 3) and against Iowa in the Orange Bowl... had four solo tackles at Miami (Sept. 17)... began his career on a solid note, recording a team-high nine tackles and a half-sack in his first collegiate game, vs. Jacksonville State (Sept. 5).

High School: Westside High School... Middle Georgia player of the year (Macon Telegraph)... GHSA 4A Defensive Player of the Year... first team all-state GHSA and AJC... ranked #46 for his position by Scout and #49 by ESPN... finished with 170 tackles, 21 tackles for loss, eight sacks, three interceptions (two returned for TDs), four forced fumbles, and three fumble recoveries (one returned for TD) in 2008... rushed for 13 touchdowns... had a school-record 546 career tackles... led Westside to a regional championship in 2008... played for coach Robert Davis, earning four varsity letters and serving two years as team captain.

Personal: Chose Georgia Tech because of the education, the proximity to family and the football program... full name is Julian Kenneth Burnett... son of Julian and Sonja Burnett... born Dec. 26, 1990 in Macon, Ga... a left-hander... has five siblings - Desmond, Dionta, Destiny, Daniella and Derrian... majoring in management.

BURNETT'S CAREER STATISTICS

Year	G-GS	P-A	Tkl	TFL	Sck	FC	FR	Int	PB
2009	13-3	26-15	41	1.5-3	0.5-2	0	0	0	0

CAREER HIGHS

Tackles: 9 vs. Jacksonville State, Sept. 5, 2009

TFL: 1.0 vs. Iowa, Jan. 5, 2010

Sacks: 0.5 vs. Jacksonville State, Sept. 5, 2009

2009 GAME-BY-GAME

	P-A	TKL	TFL	SCK	FC	FR	INT	PB
Jacksonville State	5-4	9	0.5-2	0.5-2	0	0	0	0
Clemson	0-1	1	0	0	0	0	0	0
at Miami	4-0	4	0	0	0	0	0	0
North Carolina*	1-2	3	0	0	0	0	0	0
at Mississippi State*	3-0	3	0	0	0	0	0	0
at Florida State	0-0	0	0	0	0	0	0	0
Virginia Tech	1-2	3	0	0	0	0	0	0
at Virginia	INJ							
at Vanderbilt	1-1	2	0	0	0	0	0	0
Wake Forest	0-1	1	0	0	0	0	0	0
at Duke	5-2	7	0	0	0	0	0	0
Georgia	1-2	3	0	0	0	0	0	0
vs. Clemson	2-0	2	0	0	0	0	0	0
vs. Iowa*	3-0	3	1.0-1	0	0	0	0	0

MORE ABOUT JULIAN BENNETT

- What's on TV: Everybody Hates Chris
- What's in my iPod: Stevie Wonder and whatever else
- Favorite flicks: Unbreakable
- Worst habit: Sleeping all day
- First job: Sonic
- Favorite meal: Sloppy Joe
- Favorite pro sports teams: Boston Celtics
- The thing I enjoy most about game day: Hitting and hurting people
- The celebrity I'd love to hang with for a night: Wiz Khalifa
- I can do this one thing better than almost anyone: Be lazy
- One thing most people don't know about me: I can rap/freestyle



13 Consecutive Bowl Appearances ■ 2009 ACC Champions



2010 PLAYER BIOS

Introduction

2010 Preview

Players

Staff

2009 Review

Records

History



MARIO BUTLER

CB / 6-1 / 184 / Sr.
Jacksonville, Fla. (Nease)



2

A dependable two-year starter at cornerback... has improved every season... Tech's most experienced corner... a consistent player who has rarely missed practice time because of injuries... an athletic player with good speed and agility... played as a true freshman in 2007, seeing limited action and playing on special teams.... made the ACC Academic Honor Roll for 2009-10.

2009 (Junior): Enjoyed the best season of his career to date... started all 14 games... recorded 45 tackles, 4.5 tackles for loss, three pass break-ups and two interceptions... recorded five tackles, a tackle for loss and a pass break-up against Iowa in the FedEx Orange Bowl (Jan. 5)... recorded career-highs for tackles (8) and had 1.5 tackles for loss vs. Wake Forest (Nov. 7)... had four solo tackles and recorded his second interception of the season, his third career INT, at Mississippi State (Oct. 3)... recorded five solo tackles and a tackle for loss vs. North Carolina (Sept. 26)... had four solo tackles and six total tackles at Miami (Sept. 17)... recorded his second career interception when he picked off a Kyle Parker pass against Clemson (Sept. 10).

2008 (Sophomore): Recorded 41 tackles, including 33 solo tackles... had one interception, four pass break-ups and 3.5 tackles-for-loss... recorded five tackles and a pass break-up vs. LSU in the Chick-fil-A Bowl (Dec. 31)... registered three tackles and a pass break-up at 13th-ranked Georgia (Nov. 29)... recorded three tackles, two solo tackles and broke up a pass at North Carolina (Nov. 8)... broke up a pass, had five tackles and four solo tackles in the win over Florida State (Nov. 1)... recorded three tackles and a tackle-for-loss at Clemson (Oct. 18)... had two tackles-for-loss and four solo tackles vs. Duke (Oct. 4)... had three tackles, including two solo tackles and a half tackle-for-loss at Virginia Tech (Sept. 13)... recorded his first career interception at Boston College (Sept. 6).

2007 (Freshman): Played in all 12 regular season games... credited with three tackles on the season - all solo tackles... made three unassisted tackles in the Samford game (Sept. 8).

High School: Rated the No. 62 prospect in Florida by Scout.com... among the Florida Top 100 by Rivals (No. 76) and SuperPrep (No. 73)... ranked No. 34 nationally among cornerbacks by Rivals... tabbed to the Orlando Sentinel's Top 100 in Florida... named to the Florida Times-Union Super 24... coached by Craig Howard at Nease High School... helped his team reach the Class 4-A state title game.

Personal: Full name is Mario Antoine Butler... born October 20, 1988... high school teammate of former Florida quarterback Tim Tebow ... son of Lisa Lockwood and the late Jeffrey Butler... majoring in sociology.

BUTLER'S CAREER STATISTICS

Year	G-GS	P-A	Tkl	TFL	Sck	FC	FR	Int	PB
2009	14-14	33-12	45	4.5-10	0	0	0	2-2	3
2008	13-13	33-8	41	3.5-10	0	0	0	1-0	4
2007	12-0	3-0	3	0	0	0	0	0	0
TOTAL	39-27	69-20	89	8.0-20	0	0	0	3-2	7

CAREER HIGHS

Tackles: 8 vs. Wake Forest, Nov. 7, 2009
TFL: 2.0 vs. Duke, Oct. 4, 2008
Interceptions: 1, three times
PB: 1, five times



2009 GAME-BY-GAME

	P-A	TKL	TFL	SCK	FC	FR	INT	PB
Jacksonville State*	1-0	1	0	0	0	0	0	1
Clemson*	0-2	2	0.5-2	0	0	0	1-2	0
at Miami*	4-2	6	0	0	0	0	0	0
North Carolina*	5-0	5	1.0-1	0	0	0	0	0
at Mississippi State*	4-0	4	0	0	0	0	1-0	0
at Florida State*	1-0	1	0	0	0	0	0	0
Virginia Tech*	1-0	1	0	0	0	0	0	0
at Virginia*	1-1	2	0	0	0	0	0	0
at Vanderbilt*	1-0	1	0	0	0	0	0	0
Wake Forest*	6-2	8	1.5-3	0	0	0	0	0
at Duke*	2-2	4	0.5-1	0	0	0	0	1
Georgia*	1-1	2	0	0	0	0	0	0
vs. Clemson*	2-1	3	0	0	0	0	0	0
vs. Iowa*	4-1	5	1.0-3	0	0	0	0	1

MORE ABOUT MARIO BUTLER

- What's on TV:** The Game
- What's in my iPod:** Lil Boosie
- Favorite flicks:** Rush Hour; Friday
- Worst habit:** Eating fried food
- First job:** Working at a gym
- Talent I'd like to have:** Singing
- Favorite meal:** Ribs
- Favorite pro sports teams:** Jacksonville Jaguars
- My heroes:** Mom and grandma
- The professional athlete's poster I had on my wall:** Michael Jordan
- The thing I enjoy most about game day:** Pre-game routines
- The celebrity I'd love to hang with for a night:** Dave Chappelle
- The celebrity some people say I look like:** Marlon Wayans
- I can do this one thing better than almost anyone:** Dance
- One thing most people don't know about me:** I like to read



ALEXANDER CARVAJAL

OL / 6-2 / 280 / Fr.
Canton, Ga. (Cherokee)



71

A true freshman walk-on who joined the team in August, 2010.

High School: Cherokee HS.

Personal: Undecided on a major.



2010 PLAYER BIOS



NICK CLAYTOR



OT / 6-6 / 285 / Jr.-r
Gainesville, Ga. (Gainesville)

75

Will be counted on to start or see significant playing time this fall... will help fill the void of three lost starters on the offensive line... overcame back surgery to have a productive sophomore season... missed all of spring practice in 2009... a versatile lineman who can play either tackle position.

2009 (Sophomore): Overcame back surgery that caused him to miss all of spring practice to become a valuable reserve on an otherwise thin offensive line... helped Tech lead the ACC in rushing offense and total offense... played in 12 games.

2008 (Redshirt Freshman): Started five games and saw action at both tackle positions... helped the Yellow Jackets lead the ACC in rushing offense (273.2 ypg)... helped Tech rush for 409 yards at 13th-ranked Georgia (Nov. 29)... key in the Jackets rushing for 472 yards vs. No. 23 Miami (Nov. 20)... helped Tech rush for 326 yards at North Carolina (Nov. 8) in his second career start... made first career start in Tech's win over Florida State (Nov. 1)... played key minutes in the road game at Clemson (Oct. 18)... played in the second half of the Duke game (Oct. 4) and the Mississippi State game (Sept. 20)... saw significant action in the season opener vs. Jacksonville State (Aug. 28).


2007: Redshirted as a true freshman.

High School: The top offensive line prospect in Georgia, and one of the best in the nation, according to Rivals and Scout.com... rated the No. 5 overall prospect in Georgia by Rivals, and No. 6 by Scout.com... ranked the nation's No. 15 offensive tackle by Scout.com and the No. 19 by Rivals... named to the PrepStar 100 and the Rivals 250... tabbed to the Atlanta Journal-Constitution's Super Southern 100... named to the Macon Telegraph Top 50 in Georgia... first-team all-state (Class AAA)... selected to play in the Georgia North-South All-Star Game... coached by Bruce Miller at Gainesville High... graded 94 percent for his senior season with 25 pancake blocks.

Personal: Full name is Nicholas Aaron Claytor... son of Lisa Claytor... born on April 1, 1989... majoring in management.

MORE ABOUT NICK CLAYTOR

- What's on TV: 24; Lost
- What's in my iPod: Neo-Soul; hip-hop; rock
- Favorite flicks: Crash; Dark Knight
- First job: Georgia Tech Research Institute
- Talent I'd like to have: Bboy dancing
- Favorite meal: Mom's
- Favorite pro sports teams: Tennessee Titans
- The professional athlete's poster I had on my wall: Steve McNair
- The thing I enjoy most about game day: The atmosphere
- The celebrity I'd love to hang with for a night: Lupe Fiasco
- I can do this one thing better than almost anyone: Freestyle
- One thing most people don't know about me: I can freestyle and write



KEVIN CONE



WR / 6-2 / 207 / Sr.-r
Stone Mountain, Ga.
(St. Pius X Catholic/Shorter College)

82

Will compete for a starting job at wide receiver... will need to step up to help offset the loss of Demaryius Thomas... started three games last season and missed the final eight games after breaking his ankle... a transfer from Shorter College in Rome (Ga.)... a non-scholarship player with deceptive speed and good hands... joined the program in the spring of 2008... a southpaw... father, Ronny, played football at Georgia Tech.

2009 (Junior): Began the season as a starter at wide receiver opposite Demaryius Thomas... started the first three games and played in six games total before suffering a broken ankle at Florida State (Oct. 10)... also played on special teams... was healthy enough to participate in practices leading up to the FedEx Orange Bowl... did not catch a pass... made three tackles on special teams.

2008 (Transfer): Sat out the year as a transfer... was impressive in spring drills and played a key role on the scout team... scored on a 48-yard touchdown reception in the spring game.

2007 (Shorter College): Played one season (2007) at Shorter College... played in seven games...12 total receptions for 83 yards... averaged 6.9 yards per reception, with two touchdowns... longest reception was 13 yards... averaged 11.9 yards a game... had one punt return for 23 yards.

High School: Earned two varsity letters in football at St. Pius X Catholic High School... played for coach Paul Standard... served one year as team captain... played both wide receiver and defensive back... also earned three letters in basketball as a guard and three letters in track as a sprinter... helped lead track team to the 2006 state championship.

Personal: Given name is Kevin Lamar Cone... son of Ronny and Janet Cone -- both Georgia Tech graduates... Ronny played football at Tech from 1979-83 and later with the New York Jets... has one brother, Zach, and one sister, Amy... Zach is a sophomore on the University of Georgia baseball team... majoring in mechanical engineering... chose Georgia Tech because of the engineering program, both parents attended Tech and because he wanted to play football for the Yellow Jackets.

CONE'S CAREER STATISTICS

Year	GP-GS	Rec	Yds	Avg	TD	LP	Rush	Yds	Avg	TD	LP
2009	6-3	0	0	0.0	0	0	0	0	0	0	0

2009 GAME-BY-GAME

	Rec	Yds	Avg	TD	LP	Rush	Yds	Avg	TD	LP
Jacksonville State*	0	0	0.0	0	0	0	0	0.0	0	0
Clemson*	0	0	0.0	0	0	0	0	0.0	0	0
at Miami*	0	0	0.0	0	0	0	0	0.0	0	0
North Carolina	0	0	0.0	0	0	0	0	0.0	0	0
at Mississippi State	0	0	0.0	0	0	0	0	0.0	0	0
at Florida State	0	0	0.0	0	0	0	0	0.0	0	0
Virginia Tech	INJ									
at Virginia	INJ									
at Vanderbilt	INJ									
Wake Forest	INJ									
at Duke	INJ									
Georgia	INJ									
vs. Clemson	INJ									
vs. Iowa	INJ									

MORE ABOUT KEVIN CONE

- What's in my iPod: Solitaire
- Worst habit: Spitting
- Talent I'd like to have: Play the piano
- Favorite meal: Anything my mom makes
- Favorite pro sports teams: Atlanta Falcons; Atlanta Hawks; Atlanta Braves
- My heroes: My parents
- The professional athlete's poster I had on my wall: Kevin Gamett
- The thing I enjoy most about game day: Kickoff
- The celebrity I'd love to hang with for a night: Allen, from The Hangover

13 Consecutive Bowl Appearances ■ 2009 ACC Champions



2010 PLAYER BIOS



MATT CONNORS

B-Back / 6-0 / 200 / Fr.
Atlanta, Ga. (Marist School)



33

A non-scholarship freshman who joined the program in August, 2010.

High School: Marist School.

Personal: Plans to major in management.

MORE ABOUT MATT CONNORS

What's on TV: South Park; SportsCenter; Lie to Me; It's Always Sunny in Philadelphia
What's in my iPod: Red Hot Chili Peppers; Widespread Panic; Eminem; Jay-Z; Allman Brothers
Favorite flicks: Super Troopers; The Departed; Step Brothers; Gladiator
Worst habit: Biting my nails
First job: Managing a football camp for my high school
Talent I'd like to have: Cooking
Favorite meal: Steak and mashed potatoes
Favorite pro sports teams: Atlanta Falcons; Atlanta Hawks; Boston Red Sox
My heroes: My dad
The professional athlete's poster I had on my wall: Mike Alstott
The celebrity I'd love to hang with for a night: Jay-Z
The celebrity some people say I look like: Jonah Hill
One thing most people don't know about me: I love playing the guitar



LUCAS COX

B-Back / 6-0 / 245 / Sr.-r
Lewisberry, Pa. (Red Land/UConn)



36

A big, strong back who is one of Tech's best blocking backs... expected to begin the fall at his more natural B-back position... started at A-back in 2008 and was a back-up at A-back in 2009... is difficult to tackle... a solid receiver out of the backfield... sat out the 2007 season after transferring from Connecticut... the brother of former Yellow Jacket and current Kansas City Chief fullback Mike Cox.

2009 (Junior): Was a top back-up at A-back... saw action in every game... had nine rushing attempts for 31 yards (3.4 ypa)... had a pair of carries for six yards at Miami... rushed six times for 23 yards in the season opener vs. Jacksonville State (Sept. 5).

2008 (Sophomore): Started every game at A-back and also saw action at B-back... had 26 carries for 200 yards -- an average of 7.7 yards per attempt -- and had three rushing touchdowns... all three of his touchdowns came in the final four games of the regular season... had three receptions for 57 yards... had six plays of 20 yards or more... had a two-yard touchdown run at 13th-ranked Georgia (Nov. 29)... rushed eight times for a career-high 78 yards and a touchdown, and had one reception for 22 yards -- a total of 100 all-purpose yards -- vs. No. 23 Miami (Nov. 20)... rushed for his first career touchdown and had three rushing attempts vs. Florida State (Nov. 1)... rushed five times for 63 yards, including a key 36-yard run, at Virginia Tech (Sept. 13)... was also on the receiving end of a pass from Josh Nesbitt for a game-tying two-point conversion against the Hokies... showed versatility in the season opener vs. Jacksonville State (Aug. 28)... had a 22-yard run and a 29-yard pass reception against the Gamecocks... played the B-back position in the spring.

2007: Sat out the season as a transfer.

2006 (Connecticut): Redshirted after spending the spring running with the Huskies' No. 1 offensive unit.

High School: Lettered four years in football and wrestling and one year in track at Red Land High School... received all-district honors at RB/LB and honorable mention for running back in the state... an All Sentinel News fullback... played in the Pennsylvania East vs. West game playing fullback and linebacker where he was a captain and also ran for a touchdown... on the academic honor roll.

Personal: Born Nov. 24, 1987... son of Lawrence and Brenda Cox... full name is Lucas Daniel Cox... has two older siblings and a younger brother... brother, Mike, was previously GT's starting fullback, and his brother Matt is a junior fullback at Bloomsburg State... his father was a fullback at Temple from 1979-82... majoring in management.

COX'S CAREER STATISTICS

Year	GP	Rush	Yds	Avg	TD	LP	Rec	Yds	Avg	TD	LP
2009	14-0	9	31	3.4	0	6	0	0	0	0	0
2008	13-13	26	200	7.7	3	36	3	57	19.0	0	29
TOTAL	26-13	35	231	6.6	3	36	3	57	19.0	0	29

CAREER HIGHS

Rushing Attempts: 8 vs. Miami, Nov. 20, 2008

Rushing Yards: 78 vs. Miami, Nov. 20, 2008

Pass Receptions: 1, three times

Receiving Yards: 29 vs. Jacksonville State, Aug. 28, 2008

Longest Rush: 36 at Virginia Tech, Sept. 13, 2008

Longest Reception: 29 vs. Jacksonville State, Aug. 28, 2008

TDs: 1, three times

2009 GAME-BY-GAME

	Rush	Yds	Avg	TD	LP	Rec	Yds	Avg	TD	LP
Jacksonville State	6	23	3.8	0	6	0	0	0	0	0
Clemson	0	0	0.0	0	0	0	0	0	0	0
at Miami	2	6	3.0	0	4	0	0	0	0	0
North Carolina	1	2	2.0	0	2	0	0	0	0	0
at Mississippi State	0	0	0.0	0	0	0	0	0	0	0
at Florida State	0	0	0.0	0	0	0	0	0	0	0
Virginia Tech	0	0	0.0	0	0	0	0	0	0	0
at Virginia	0	0	0.0	0	0	0	0	0	0	0
at Vanderbilt	0	0	0.0	0	0	0	0	0	0	0
Wake Forest	0	0	0.0	0	0	0	0	0	0	0
at Duke	0	0	0.0	0	0	0	0	0	0	0
Georgia	0	0	0.0	0	0	0	0	0	0	0
vs. Clemson	0	0	0.0	0	0	0	0	0	0	0
vs. Iowa	0	0	0.0	0	0	0	0	0	0	0

Introduction

2010 Preview

Players

Staff

2009 Review

Records

History



2010 PLAYER BIOS



MORE ABOUT LUCAS COX

What's on TV: The Office
What's in my iPod: Breaking Benjamin
Favorite flicks: Step Brothers
Worst habit: Snoring
First job: Farmhand
Talent I'd like to have: Singing
Favorite meal: El Rio's beef and cheese nachos
Favorite pro sports teams: Pittsburgh Steelers; Philadelphia Phillies
My heroes: My parents
The professional athlete's poster I had on my wall: Jerome Bettis
The thing I enjoy most about game day: The atmosphere
The celebrity I'd love to hang with for a night: Chuck Norris
The celebrity some people say I look like: John Cena
I can do this one thing better than almost anyone: Blow spit bubbles
One thing most people don't know about me: I almost wrestled in college instead of playing football



CHRISTOPHER CRENSHAW

OLB / 6-3 / 250 / Fr.-r
 Louisville, Ga. (Jefferson County) **95**



A promising defensive lineman who should make an impact in 2009 after redshirting last season... will help fill the void of NFL first-round draft pick Derrick Morgan.

2009 (Freshman): Redshirted as a true freshman.

High School: Jefferson County High School... 2008 Georgia all-area first team, 3AA all-region, first team all-state GHSA and AJC in 2A... ranked #68 for his position by Scout and #115 by ESPN... in 2008, had 89 tackles (61 solo), 20 tackles for loss, 13.5 sacks, one forced fumble, one fumble recovery and 30 QB hurries... 2008 Augusta Chronicle Dream 16 Team... played in the Georgia North/South All Star Game... nominated for the U.S. Army All-American Game... set school records for sacks in a season (13.5) and career (28)... led team to a 3A regional title... played for coach J.B. Arnold, earning three varsity letters as a defensive end and linebacker... served one year as a team captain... a good student who made the honor roll.

Personal: Chose Georgia Tech because "it better prepares me for life after school", the tradition and the location... full name is Christopher Dontray Crenshaw... son of Karen McGruder... born Oct. 4, 1990 in Augusta, Ga... uncle, Earnest Thompson, played for the Kansas City Chiefs... considering a major in management.

MORE ABOUT CHRISTOPHER CRENSHAW

What's on TV: The Game; Wife & Kids
What's in my iPod: Z-ro; Gucci; Jeezy
Favorite flicks: Get Rich Or Die Trying
Worst habit: Forgetful
First job: Moving furniture
Talent I'd like to have: Run a 3.8 40
Favorite meal: Chicken
Favorite pro sports teams: Cleveland Cavaliers
My heroes: Karen McGruder
The celebrity I'd love to hang with for a night: Waka Flocka



IZAAN CROSS

DE / 6-4 / 292 / So.
 Flowery Branch, Ga. (Flowery Branch)



94

Has the skills and attitude to flourish in Tech's 3-4 defense this fall... showed great potential as a true freshman last season... a high effort player who chases plays down from the backside and downfield well into the fourth quarter... has good pass-rushing moves... strong at the point of attack.

2009 (Freshman): Played a key role as a true freshman... played in 13 games and started two games... had 10 tackles, 2.5 tackles for loss and one fumble recovery... had a tackle for loss and a quarterback hurry at Duke (Nov. 14)... recorded three tackles, a tackle for loss and a fumble recovery at Vanderbilt (Oct. 31)... was in the starting lineup against Florida State (Oct. 10) and Virginia Tech (Oct. 17)... had one tackle including a half-tackle for loss in the win over Virginia Tech... recorded a pair of tackles at Mississippi State (Oct. 3).

High School: Flowery Branch High School... ranked #57 in his position by Scout, #28 by ESPN and #18 by Rivals... GHSA 3A Defensive Player of the Year... first team all-state GHSA and Atlanta Journal-Constitution... recorded 13 sacks in 2008 along with 115 tackles and 20 tackles for loss... had 80 tackles, 14 for a loss and four fumble recoveries as a junior... played for coach Lee Shaw... earned two varsity letters playing defensive end and tight end, and served one year as team captain... led FBHS to the state championship game in 2008.

Personal: Full name is Izaan Thomas Cross... began prep career at Buford HS before transferring to Flowery Branch... son of Tim and Sharon Cross... Tim played football at Livingston and Sharon played basketball on the junior college level... born May 1, 1991 in Boston... previously lived in Framingham, Mass., and Marietta, Ga... started playing football at age nine... considering a major in management.

CROSS' CAREER STATISTICS

Year	G-GS	P-A	Tkl	TFL	Sck	FC	FR	Int	PB
2009	13-2	5-5	10	2.5-3.0	0	0	1-0	0	0

CAREER HIGHS

Tackles: 3 at Vanderbilt, Oct. 31, 2009
TFL: 1.0 at Vanderbilt, Oct. 31, 2009; 1.0 at Duke, Nov. 14, 2009
FR: 1 at Vanderbilt, Oct. 31, 2009

2009 GAME-BY-GAME

	P-A	TKL	TFL	SCK	FC	FR	INT	PB
Jacksonville State	0-0	0	0	0	0	0	0	0
Clemson	0-0	0	0	0	0	0	0	0
at Miami	DNP							
North Carolina	0-0	0	0	0	0	0	0	0
at Mississippi State	2-0	2	0	0	0	0	0	0
at Florida State*	1-0	1	0	0	0	0	0	0
Virginia Tech*	0-1	1	0.5-0	0	0	0	0	0
at Virginia	0-0	0	0	0	0	0	0	0
at Vanderbilt	1-2	3	1.0-1	0	0	1-0	0	0
Wake Forest	0-0	0	0	0	0	0	0	0
at Duke	1-0	1	1.0-2	0	0	0	0	0
Georgia	0-0	0	0	0	0	0	0	0
vs. Clemson	0-1	1	0	0	0	0	0	0
vs. Iowa	0-1	1	0	0	0	0	0	0

13 Consecutive Bowl Appearances ■ 2009 ACC Champions



2010 PLAYER BIOS

MORE ABOUT IZAAN CROSS

What's on TV: SportsCenter
What's in my iPod: Rihanna
Worst habit: Biting fingernails
Talent I'd like to have: Singing
Favorite meal: Shrimp and crab legs
Favorite pro sports teams: Baltimore Ravens
One thing most people don't know about me: I was an all-state basketball player



EUCLID CUMMINGS

DE / 6-4 / 262 / Fr.-r
 Atlanta, Ga. (Centennial)

87



A talented athlete with a tremendous upside... long and fast, he has the tools to fit in well in Tech's new 3-4 defense... has a huge frame... has linebacker speed and technique.

2009 (Freshman): Redshirted as a true freshman.

High School: Centennial HS... had 45 tackles, four tackles for loss, eight sacks, two fumble recoveries and six forced fumbles... AJC 5A all-state honorable mention... ranked #51 for his position by Scout, #69 by ESPN and #49 by Rivals... played for coach Jeff Measor, earning two varsity letters... also played three seasons of basketball and helped lead team to a runner-up finish in the state tournament as a sophomore.

Personal: Full name is Euclid Patrick Cummings... son of Peter and Patricia Cummings... born May 6, 1991 in Atlanta... has two older siblings, Omar and Jaysen... wants to one day serve as a global brand manager... began playing football at age 16 after being convinced by his high school coaches... a management major.



SYNJYN DAYS

QB / 6-1 / 205 / Fr.
 Powder Springs, Ga. (Hillgrove)

10



A true freshman quarterback who will be in the mix for the back-up job to All-ACC senior Joshua Nesbitt... an outstanding athlete who has the skills to play either side of the ball.

High School: Hillgrove HS... rated the 72nd-best prospect in the state of Georgia (Rivals)... rated the 69th-best prospect in Georgia (Superprep)... rated 43rd on the AJC Fab 50 list... three-time all-county and all-region selection... a two-time all-state performer... played in Cobb County Senior Bowl where he ran for a 60-yard touchdown... scored five touchdowns in a game two times in high school... rushed for 75 touchdowns and threw for 30 touchdowns during high school career... played four seasons of football... also played one season of basketball and ran track for one season... led football team to second round of state playoffs... as a junior in 2008, threw for 800 yards and eight touchdowns... rushed for 1,050 yards while scoring 16 touchdowns.

Personal: Given name is Synjyn Skky Days... has one sibling - Jabari Hunt-Days... son of Calvin and Paula... born October 9, 1991 in Orlando... considering a major in biology.

MORE ABOUT SYNJYN DAYS

What's on TV: Fresh Prince; Family Guy
What's in my iPod: Everything
Favorite flicks: Friday Night Lights
Worst habit: Biting my nails
First job: Bag boy
Talent I'd like to have: Singing
Favorite meal: Shrimp parmesan
Favorite pro sports teams: Atlanta Falcons
My heroes: God, mom and dad
The celebrity I'd love to hang with for a night: Tim Tebow
The celebrity some people say I look like: Tyler Perry
I can do this one thing better than almost anyone: Play NCAA College Football
One thing most people don't know about me: I can't smell



EMMANUEL DIEKE

DE / 6-6 / 264 / Fr.-r
 Riverdale, Ga. (North Clayton)

93



A reshirt freshman who enrolled at Georgia Tech in January, 2009... participated in spring practice in 2009 and 2010, and played a key role on the scout team last fall... expected to be a solid contributor this fall... has great size, similar to former Yellow Jacket DE Michael Johnson... plays with outstanding effort and his lateral quickness and change of direction will improve as he fills out his frame and gets stronger.

2009: Redshirted as a true freshman.

High School: North Clayton HS... ranked #46 for his position by Scout, #23 by Rivals and #77 by ESPN... Atlanta Journal-Constitution and GHSA 4A honorable mention all-state... (AAAA) all-region first team and Atlanta Touchdown Club Lineman of the Week... ranked second on the team with 10 sacks and 18 tackles for loss as a senior... also had eight quarterback hurries, five pass blocks and 68 solo tackles... led North Clayton to a regional championship in 2008... as a junior, had 87 tackles and 9.5 sacks... played four seasons of football and served two seasons as team captain... earned three letters in basketball where he played forward and center... graduated in the top 20 of his senior class and made the academic honor roll.

Personal: Nickname is "Too Tall"... chose Georgia Tech because of its academic reputation, the athletic program and the value of a degree from Tech... full name is Emmanuel Mang Dieke (pronunciation: D-A-kay)... parents are Mang and Elizabeth Dieke... of Nigerian descent... born in Jackson, Miss., on Sept. 23, 1990... previously lived in Boston... has three siblings... began playing organized football in ninth grade as a 15-year old... majoring in management.

Introduction

2010 Preview

Players

Staff

2009 Review

Records

History



2010 PLAYER BIOS

MORE ABOUT EMMANUEL DIEKE

What's on TV: Meet the Browns
What's in my iPod: Lil Wayne
Favorite flicks: Any Given Sunday
Worst habit: Watching TV
Talent I'd like to have: Singing
Favorite meal: Steak, mashed potatoes with gravy, corn, baked beans
Favorite pro sports teams: Atlanta Falcons; Los Angeles Lakers; St. Louis Cardinals
My heroes: God and my mom
The professional athlete's poster I had on my wall: Michael Vick
The thing I enjoy most about game day: Running out on the field
The celebrity I'd love to hang with for a night: Kobe Bryant
I can do this one thing better than almost anyone: Sleep
One thing most people don't know about me: I used to play soccer



DANIEL DRUMMOND



B-Back / 6-3 / 236 / Fr.-r
Flowers Branch, Ga. (Flowers Branch) **30**

Part of a deep corps of talented B-backs... also has the ability to play linebacker... runs extremely well for his size, is difficult to tackle and rarely loses yardage... possesses a rare skill set and is the epitome of an every-down back.

2009: Redshirted as a true freshman.

High School: Flowers Branch High School... one of two Flowers Branch HS products on the roster, joining Izaan Cross... GHSAA 3A honorable mention all-state... AJC first team all-state... ranked #5 for his position by Scout, #3 by ESPN and #14 by Rivals... had 102 tackles from his linebacker position and averaged six yards per carry as a fullback with over 700 yards total as a junior... as a senior, rushed for 1,102 yards and 13 touchdowns... recorded 72 tackles, 13 tackles for loss and nine sacks during senior year... played for coach Lee Shaw and was a team captain in 2008... began high school career at West Hall High School... earned four varsity letters in football and two in track (shot put, discus) at West Hall HS and Flowers Branch HS combined... led Flowers Branch to a second-place finish in the AAA state playoffs... 2008 state champion in the discus and earned state championship top performer award... owns the Flowers Branch HS single-game rushing record after running for 258 yards and three touchdowns in just two quarters.

Personal: Chose Tech because of the outstanding academics, it's close to home, and family and friends... full name is Daniel Alan Drummond... son of Jim and Robbie Drummond... born April 30, 1991 in Atlanta... has one sister, Caitlin... a management major... enjoys scuba diving, bowling and water sports... began playing football at age six.

MORE ABOUT DANIEL DRUMMOND

What's on TV: Jersey Shore
Favorite flicks: A Walk To Remember
First job: Model for Hollister



CORREY EARLS



WR / 6-0 / 196 / Sr.-r
Macon, Ga. (Central) **15**

A fifth-year senior who has seen action on both sides of the ball... spent 2007 and 2008 as a back-up wide receiver and part-time kick returner... moved to defensive back in the spring of 2009... moved back to wide receiver in the spring... one of the fastest players on the team... suffered a scary head injury in 2007 at Virginia but returned after missing just two games... entered the 2008 season on top of the depth chart at wide receiver... a lingering hamstring injury, however, caused him to sit out the first four games of the season... graduated in the summer of 2010 and is playing this fall as a graduate

student.

2009 (Junior): Moved to the defensive side of the ball and played in 10 games, mostly on special teams... had a solo tackle in his first game as a defender, vs. Jacksonville State (Sept. 5)... enjoyed his best game of the season with two solo tackles, three total tackles and a forced fumble at Florida State (Oct. 10)... had a solo tackle at Virginia (Oct. 24).

2008 (Sophomore): Started the final five games of the season at wide receiver... had four receptions for 41 yards and one kick return... had one reception for 22 yards and one kick return vs. No. 23 Miami (Nov. 20)... hauled in his first three pass receptions of the season for 34 yards at North Carolina (Sept. 8)... saw first significant action of the season vs. Gardner-Webb (Oct. 11)... saw first action of the season vs. Duke (Oct. 4)... missed the first four games of the season because of a nagging hamstring injury.

2007 (Redshirt Freshman): Playing time and contributions at wide receiver increased as the season progressed... suffered a scary head injury that caused him to lose all feeling in his legs and left him lying on the turf for more than 15 minutes at Virginia (Sept. 22)... wore a bulky neck brace for the next two weeks, but returned after missing just two games, to become one of Tech's top receivers... also emerged as a dangerous kick returner... played in 11 games and started the final two games of the regular season... caught 14 passes for 188 yards (13.4 ypr)... had one TD reception... returned eight kickoffs for an average of 27.0 yards ... caught at least one pass in each of the last five games of the regular season... vs. Samford game (Sept. 8) he returned two kickoffs for 110 yards and caught a pass for seven yards... was having his best game of the year at Virginia (Sept. 22) - two catches for 21 yards and a kickoff return of 21 yards - before suffering the head injury... returned to action at Miami (Oct. 13) and had one reception for 13 yards... had three kick returns for 52 yards and caught one pass for nine yards vs. Virginia Tech (Nov. 1)... recorded five receptions for 86 yards and his first career touchdown at Duke (Nov. 10)... his 38-yard TD pass from Taylor Bennett in the fourth quarter sealed the win against the Blue Devils... caught two passes for 28 yards vs. Georgia (Nov. 24).

2006: Redshirted as a true freshman.

High School: Member of the Atlanta Journal-Constitution's Top 50 in Georgia... the No. 34 player on the Scout.com Georgia Hot 100 list... first-team all-Middle Georgia (Macon Telegraph)... had 35 catches for 714 yards with 14 touchdowns as a senior... made 40 tackles and three interceptions on defense... added 20 catches for 450 yards as a junior... coached by Anthony Hines at Central High... played in Georgia North-South All-Star Game... also played baseball and ran track.

Personal: Full name is Correy Deonte Earls... parents are Charles Earls and Cherrie Duncan... born December 4, 1988... majoring in management.

EARLS' CAREER DEFENSIVE STATISTICS


Year	G-GS	P-A	Tkl	TFL	Sck	FC	FR	Int	PB
2009	10-0	4-4	8	0	0	1	0	0	0

EARLS' CAREER OFFENSIVE STATISTICS

Year	GP-GS	Rec	Yds	Avg	TD	LP	Rush	Yds	Avg	TD	LP
2008	9-5	4	41	10.2	0	16	0	0	0	0	0
2007	11-3	14	188	13.4	1	38	1	3	3.0	0	3
TOTAL	20-8	18	229	12.7	1	38	1	3	3.0	0	3
Kick Returns		Att	Yds	Avg	TD	LP					
2008		1	5	5.0	0	5					
2007		8	216	27.0	0	67					
TOTAL		9	221	24.6	0	67					

CAREER HIGHS

- Tackles:** 3 at Florida State, Oct. 10, 2010
- FF:** 1 at Florida State, Oct. 10, 2010
- Receptions:** 5 at Duke, Nov. 10, 2007
- Yards Receiving:** 86 at Duke, Nov. 10, 2007
- TD Receiving:** 1 at Duke, Nov. 10, 2007
- Kick Returns:** 3, three times
- Long Return:** 67 vs. Samford, Sept. 8, 2007
- All-Purpose Yards:** 117 vs. Samford, Sept. 8, 2007



13 Consecutive Bowl Appearances ■ 2009 ACC Champions



2010 PLAYER BIOS

2009 GAME-BY-GAME

	P-A	TKL	TFL	SCK	FC	FR	INT	PB
Jacksonville State	1-0	1	0	0	0	0	0	0
Clemson	0-0	0	0	0	0	0	0	0
at Miami	DNP							
North Carolina	0-0	0	0	0	0	0	0	0
at Mississippi State	DNP							
at Florida State	2-1	3	0	0	1	0	0	0
Virginia Tech	0-1	1	0	0	0	0	0	0
at Virginia	1-0	1	0	0	0	0	0	0
at Vanderbilt	0-0	0	0	0	0	0	0	0
Wake Forest	0-1	1	0	0	0	0	0	0
at Duke	0-0	0	0	0	0	0	0	0
Georgia	0-1	1	0	0	0	0	0	0
vs. Clemson	DNP							
vs. Iowa	DNP							

MORE ABOUT CORREY EARLS

What's on TV: ESPN

What's in my iPod: Lil Wayne; Jeezy; Yo Gotti; Waka Flocka

Worst habit: Not speaking my mind

First job: Champs Sports

Talent I'd like to have: Being able to play piano, guitar and violin

Favorite meal: Any seafood

Favorite pro sports teams: Houston Texans

My heroes: MLK

The professional athlete's poster I had on my wall: Deion Sanders; Ken Griffey; Michael Jordan; Jerry Rice

The thing I enjoy most about game day: The excitement and intensity

One thing most people don't know about me: I'm so ambitious



MARIO EDWARDS



DB / 6-1 / 214 / Sr.

College Park, Ga. (Westside/Virginia Tech)

8

Although not listed as a returning starter, Edwards started the final five games of 2009... his third year at Georgia Tech after beginning his career at Virginia Tech... one of the most versatile players on the Tech defense... can play a number of positions from outside linebacker to safety... can also be a key player on special teams... came to Georgia Tech as a non-scholarship player but was awarded with a scholarship from Paul Johnson following spring practice in 2008... began his career at Virginia Tech in 2006 (redshirted) and 2007 before transferring to Georgia Tech... did not have to sit out the 2008 season after receiving an exemption by the NCAA and ACC... needed to transfer and move closer to home because of a family situation... grew up in Atlanta, where he attended Westlake High School.

2009 (Junior): Emerged as a starter and a leader in the secondary late in the season... played in 12 games and started five times... recorded a half tackle for loss, two pass break-ups and a fumble caused... recorded six tackles (all solos) against Iowa in the FedEx Orange Bowl (Jan. 5)... led the team with seven tackles, including six solo tackles, vs. Clemson (Dec. 5) in the ACC Championship Game... recorded a career-high seven tackles, including six solo tackles, at Duke (Nov. 14)... earned his first career start vs. Wake Forest (Nov. 7) and responded with six tackles, a half tackle for loss and two pass break-ups.

2008 (Sophomore): Played in every regular season game as a back-up in the secondary and a member of special teams... caused and recovered fumbles... had seven tackles... played very well at Clemson (Oct. 18) with three solo tackles and a forced fumble... had one solo tackle vs. Mississippi State (Sept. 20)... returned to Blacksburg Sept. 13 to play against Virginia Tech, the team he played for the previous season... came off the bench to record one solo tackle and recover a fumble in the opener vs. Jacksonville State (Aug. 28).

Virginia Tech: Was a reserve in the Hokies secondary in 2007 after redshirting as a true freshman in 2006... played in four games in 2007... added weight while improving his strength and speed during his stint in Blacksburg.

High School: Westlake HS... an all-state defensive back for coach Dallas Allen... also saw action as a wide receiver... registered 98 tackles as a senior... had four interceptions, six sacks, two fumble recoveries and a blocked punt... caught six passes for 123 yards... helped team to a region title... contributed 12 tackles, an interception, two pass deflections and a forced fumble during a playoff game against Banneker... an all-city and all-state selection... rated the No. 25 safety in the country by Rivals.com... rated the No. 83 safety in the country by Scout.com... had 75 tackles, two INTs, 10 pass break-ups, four

forced fumbles and three sacks as a junior.

Personal: Born July 14, 1988 in Atlanta... son of William and Maudestia Edwards... as a youngster, won the state of Georgia 200-meter dash for the 11-and-under age group... majoring in history.

EDWARDS' CAREER STATISTICS

Year	G-GS	P-A	Tkl	TFL	Sck	FC	FR	Int	PB
2009	12-5	26-10	36	0.5-2	0	1	0	0	2
2008	12-0	5-2	7	0	0	1	1-0	0	0
TOTAL	24-5	31-12	43	0.5-2	0	2	1-0	0	2

CAREER HIGHS

Tackles: 7 at Duke, Nov. 14, 2009; 7 vs. Clemson, Dec. 5, 2009

TFL: 0.5 vs. Wake Forest, Nov. 7, 2009

FC: 1 at Clemson, Oct. 18, 2008; at Vanderbilt, Oct. 31, 2009

FR: 1 vs. Jacksonville State, Aug. 28, 2008

PB: 2 vs. Wake Forest, Nov. 7, 2009

2009 GAME-BY-GAME

	P-A	TKL	TFL	SCK	FC	FR	INT	PB
Jacksonville State	1-0	1	0	0	0	0	0	0
Clemson	0-0	0	0	0	0	0	0	0
at Miami	0-0	0	0	0	0	0	0	0
North Carolina	DNP							
at Mississippi State	DNP							
at Florida State	1-0	1	0	0	0	0	0	0
Virginia Tech	0-0	0	0	0	0	0	0	0
at Virginia	1-0	1	0	0	0	0	0	0
at Vanderbilt	3-2	5	0	0	1	0	0	0
Wake Forest*	2-4	6	0.5-2	0	0	0	0	2
at Duke*	6-1	7	0	0	0	0	0	0
Georgia*	0-2	2	0	0	0	0	0	0
vs. Clemson*	6-1	7	0	0	0	0	0	0
vs. Iowa*	6-0	6	0	0	0	0	0	0



Introduction

2010 Preview

Players

Staff

2009 Review

Records

History



2010 PLAYER BIOS



ANTHONY EGBUNIWE



OLB / 6-5 / 248 / Sr.-r
Greenville, S.C. (James L. Mann/Tulsa) **41**

Egbuniwe is pronounced E-boon-a-way... a returning starter at defensive end who may get a look this fall at outside linebacker in Tech's new 3-4 scheme... has emerged as a vocal leader on the team... the former Tulsa transfer played mostly on special teams in 2008 and entered the 2009 season as a top back-up at defensive end... took over starting duties in Game 4 after Robert Hall went down with an injury... a hard-working player who plays with emotion... always has a smile on his face - off the field... graduated from Georgia Tech in the spring.

2009 (Junior): Moved into the starting lineup in mid-September at defensive end opposite All-American teammate Derrick Morgan... overcame nagging injuries to have a solid campaign... played in 12 games and started nine times... recorded 19 tackles, 2.5 tackles for loss, 1.5 sacks, two fumble recoveries, two forced fumbles and one pass break-up... missed the Florida State and Virginia Tech games with an illness... enjoyed the best game of his career at Mississippi State (Oct. 3) when he recorded four solo tackles, a sack, two forced fumbles, a fumble recovery and a pass break-up... made his first career start against North Carolina (Sept. 26) in place of injured Robert Hall and responded with two tackles and a half-sack... recorded three tackles and a tackle for loss against Clemson (Sept. 10).

2008 (Sophomore): Overcame nagging early-season injuries to be a back-up at defensive end and a member of special teams...made a solo tackle against LSU in the Chick-fil-A Bowl (Dec. 31)... saw considerable second-half action vs. No. 23 Miami (Nov. 20)... saw brief action at North Carolina (Nov. 8)... saw brief action in the season opener vs. Jacksonville State (Aug. 28) and recorded one assisted tackle.

2007 (Transfer): Sat out the season under NCAA transfer rules... was eligible to practice with the team.

2006 (Tulsa): Spent the 2006 season at Tulsa University, where he played as a true freshman... played in 10 of 13 games... saw action against Stephen F. Austin, BYU, North Texas, Memphis, UTEP, Houston, Rice, SMU, Tulane and Utah... transferred following spring drills, 2007.

High School: A three-year letterwinner at J.L. Mann High School in Greenville, S.C.... started as a junior and senior at defensive end... totaled 191 tackles, 24 sacks, four forced fumbles and two fumble recoveries in his career... earned all-region and all-county honors as a senior... was credited with 89 tackles and 13 sacks as a senior... totaled 54 stops and six sacks as a junior... lettered three years in basketball... high school coach was Mickey Cracker.

Personal: Son of Osie and Mary Egbuniwe... born July 12, 1987 in Greenville, S.C... has three sisters, Michelle, Mary and Pam... majoring in management.

EGBUNIWE'S CAREER STATISTICS

Year	G-GS	P-A	Tkl	TFL	Sck	FC	FR	Int	PB
2009	12-9	12-7	19	2.5-14	1.5-13	2	2	0	1
2008	11-0	1-1	2	0	0	0	0	0	0
TOTAL	23-9	13-8	21	2.5-14	1.5-13	2	2	0	1

CAREER HIGHS

Tackles: 3 vs. Clemson, Sept. 10, 2009; 3 at Mississippi State, Oct. 3, 2009

TFL: 1.0 vs. Clemson, Sept. 10, 2009; at Mississippi State, Oct. 3, 2009

Sacks: 1.0 at Mississippi State, Oct. 3, 2009

FC: 2 at Mississippi State, Oct. 3, 2009

FR: 1 at Mississippi State, Oct. 3, 2009; 1 at Vanderbilt, Oct. 31, 2009

PB: 1 at Mississippi State, Oct. 3, 2009

2009 GAME-BY-GAME

	P-A	TKL	TFL	SCK	FC	FR	INT	PB
Jacksonville State	0-1	1	0	0	0	0	0	0
Clemson	2-1	3	1.0-1	0	0	0	0	0
at Miami	1-0	1	0	0	0	0	0	0
North Carolina*	1-1	2	0.5-3	0.5-3	0	0	0	0
at Mississippi State*	4-0	4	1.0-10	1.0-10	2	1	0	1
at Florida State	INJ							
Virginia Tech	INJ							
at Virginia*	1-0	1	0	0	0	0	0	0
at Vanderbilt*	1-0	1	0	0	0	1	0	0
Wake Forest*	0-0	0	0	0	0	0	0	0
at Duke*	0-1	1	0	0	0	0	0	0
Georgia*	0-2	2	0	0	0	0	0	0
vs. Clemson*	1-1	2	0	0	0	0	0	0
vs. Iowa*	2-0	2	0	0	0	0	0	0



MORE ABOUT ANTHONY EGBUNIWE

- What's on TV:** HBO
- What's in my iPod:** J. Cole; Wale; Wiz Khalifa
- Favorite flicks:** Blow
- Worst habit:** Wearing my heart on my sleeve
- Talent I'd like to have:** Singing
- Favorite meal:** Rice, blackeyed peas and plantains
- Favorite pro sports teams:** Carolina Panthers
- My heroes:** Mary Nnena Egbuniwe
- The professional athlete's poster I had on my wall:** Michael Jordan
- The thing I enjoy most about game day:** The energy that runs through my veins
- The celebrity I'd love to hang with for a night:** Money Mayweather
- The celebrity some people say I look like:** Kanye West
- I can do this one thing better than almost anyone:** Talk
- One thing most people don't know about me:** I like to pretend I'm an astronaut at night



ANDY ELAKMAN



K / 6-0 / 172 / So.-r
Calhoun, Ga. (Calhoun) **45**

A walk-on kicker who will try to push returning senior starter Scott Blair... did not play last season, redshirted in 2008 after a standout prep career... comes from the same high school (Calhoun) as Blair.

2009 (Redshirt Freshman): Did not see game action.

2008: Redshirted as a true freshman.

High School: Calhoun (Ga.) High School... earned four varsity letters in football and in soccer... helped lead football team to four consecutive regional titles and a state runner-up in 2005... soccer team won regional crown in 2006... active in the Beta Club, National Honor Society and National Society of Collegiate Scholars.

Personal: Full name is Andrew Taylor Elakman... son of Erik and Katie Elakman... born Oct. 24, 1989 in Dalton, Ga... has two siblings - Hailey and Johnathan... grandfather, the late George D. Corns, played football at Louisiana Tech... majoring in management... began playing football in eighth grade.

MORE ABOUT ANDY ELAKMAN

- What's on TV:** 24
- What's in my iPod:** Kings of Leon
- Favorite flicks:** The Blind Side
- Worst habit:** Biting nails
- Talent I'd like to have:** Musical talent
- Favorite meal:** Steak
- Favorite pro sports teams:** Atlanta Braves; Atlanta Falcons
- My heroes:** Dad
- The thing I enjoy most about game day:** Running on to the field

13 Consecutive Bowl Appearances ■ 2009 ACC Champions



2010 PLAYER BIOS

SCOTT ELDER



K / 5-9 / 173 / Jr.-r
Stone Mountain, Ga. (Home Schooled) **24**

A walk-on who joined the team after classes began in August of 2008... spent time with the scout team last fall.

2009 (Sophomore): Did not see game action.

2008 (Freshman): Did not see game action.

High School: Elder was home-schooled... played four years of club soccer.

Personal: Full name is Eric Scott Elder... parents are Eric and Kim... born August 24, 1989 in Atlanta... left-handed... majoring in biochemistry... wants to one day be a doctor... can play the violin and the piano... has eight siblings ranging in age from one to 17... father, Eric, ran track at Wheaton College and later earned two degrees from Georgia Tech... mother, Kim, played soccer at Wheaton... aunt, Kerry Gragg, played pro soccer for the Atlanta Beat from 2001-03.

JAY FINCH



OL / 6-3 / 283 / Fr.-r
Acworth, Ga. (Kennesaw Mountain) **50**



One of four talented offensive linemen who were redshirted last fall... will compete for a starting job... an outstanding competitor... excelled on both sides of the ball in high school.

2009: Redshirted as a true freshman.

High School: Kennesaw Mountain High School... AJC 5A first team all-state... Atlanta Touchdown Club Player of the Week... Cobb County Offensive Lineman of the Year... first team all-region... played in the Cobb Senior Bowl II... ranked #40 for his position by Scout, #84 by Rivals and #92 by ESPN... in 2008, started on both the offensive and defensive line along with deep-snapping responsibilities... recorded 67 tackles, 15 tackles for loss and six sacks... had an average grade of over 90-percent for his offensive line blocking... holds Kennesaw Mountain HS all-time record for tackles-for-loss and sacks... played for coach Scott Jones, earning four letters... also ran track and participated on the wrestling team for one season.

Personal: Chose Georgia Tech because of the football program, the coaching staff, the location and the academics... full name is John Hillary Finch IV... son of John III and Cheryl Finch... father, John III attended Georgia Tech... born Jan. 24, 1991 in Atlanta... began playing football at age 11... majoring in management.

MORE ABOUT JAY FINCH

What's on TV: Lost
What's in my iPod: Lynyrd Skynyrd
Favorite flicks: Avatar
Worst habit: Biting my nails
First job: Parking cars
Talent I'd like to have: Breathing fire
Favorite meal: Pizza
Favorite pro sports teams: Atlanta Falcons; Atlanta Braves; Atlanta Hawks
My heroes: Father
The thing I enjoy most about game day: The hype
The celebrity I'd love to hang with for a night: Lil Wayne
The celebrity some people say I look like: Zach Galifianakis (Allen, from The Hangover)
I can do this one thing better than almost anyone: Bluff

AUSTIN FLANARY



LB / 6-1 / 217 / So.-r
Scottsdale, Ariz. (Desert Mountain) **60**



A hard-working non-scholarship player who could be a contributor in 2010... part of the scout team last season... joined the team after classes began in August, 2008.

2009 (Redshirt Freshman): Saw action in the Miami game (Sept. 17).

2008: Joined the program in August and redshirted as a true freshman.

High School: Desert Mountain High School... earned three varsity letters... played offensive line and linebacker.

Personal: Full name is Austin Michael Flanary... parents are Michael and Torey Flanary... born Dec. 24, 1989... has one sister, Nicole... majoring in mechanical engineering... chose Georgia Tech because: "it is the best opportunity for education/future; the opportunity to play football in the ACC; the campus and surroundings."

Introduction

2010 Preview

Players

Staff

2009 Review

Records

History



2010 PLAYER BIOS

MORE ABOUT AUSTIN FLANARY

What's on TV: The IT Crowd
Favorite flicks: Apocalypse Now; The Big Lebowski
Worst habit: Nail biting
First job: Personal training assistant
Talent I'd like to have: Ability to play guitar
Favorite meal: 12 egg whites, 4 pieces of toast, 12 strawberries
Favorite pro sports teams: San Jose Sharks
My heroes: Batman; Spawn; Deadpool
The celebrity I'd love to hang with for a night: Clint Eastwood



ZACH FRAYSIER

OL / 6-3 / 260 / So.-r
Ball Ground, Ga. (Cherokee)



68

A non-scholarship player who could see considerable action on the offensive line in 2010... part of the scout team in 2009.

2009 (Redshirt Freshman): Saw action in the season opener against Jacksonville State (Sept. 5).

2008: Redshirted as a true freshman... played on the scout team and showed solid potential.

High School: Played for Cherokee High School... earned four varsity letters... played center for coach Brian Dameron... served one year as team captain... named first team All-North Georgia... regional offensive line MVP.. an honor roll student.

Personal: Given name is Zachary Lee Fraysier... parents are Lee and Teri Fraysier... was born in Jacksonville (Fla.) on December 15, 1989... has two sisters, Amber and Emily... majoring in management... chose Georgia Tech because it is close to home.. began playing football at age 12.

MORE ABOUT ZACH FRAYSIER

What's on TV: Nitro Circus
What's in my iPod: Rock and reggae
First job: Lawn maintenance
Talent I'd like to have: Playboating
Favorite meal: Pizza
My heroes: My granny
The thing I enjoy most about game day: Winning
The celebrity I'd love to hang with for a night: Eric Jackson and Pat Keller
I can do this one thing better than almost anyone: Kayak and ski
One thing most people don't know about me: I am an AVID outdoorsman



TRE GARRETT

A-Back / 5-11 / 184 / Fr.
Rome, Ga. (Darlington School)



39

A non-scholarship true freshman who joined the team for practice in August, 2010.

High School: Darlington School in Rome, Ga.

Personal: Given name is Trevorski Tylon Garrett... wants to go by "Tre"... plans to major in mechanical engineering.

MORE ABOUT TRE GARRETT

What's on TV: Phineas and Ferb; Spongebob Squarepants
What's in my iPod: Drake; Eminem; Kid Cudi; Wiz Khalifa; Trey Songz
Favorite flicks: Hitch; 300; My Best Friend's Girl; The Proposal
Worst habit: Biting fingernails
First job: Camp counselor
Talent I'd like to have: Break dancing
Favorite meal: Anything Mexican or sandwich-like
Favorite pro sports teams: Phoenix Suns; New Jersey Nets; Minnesota Vikings
The professional athlete's poster I had on my wall: Reggie Bush; LaDanian Tomlinson
The celebrity I'd love to hang with for a night: Trey Songz
The celebrity some people say I look like: Usher
One thing most people don't know about me: I have seven brothers and five sisters



ROBERT GODHIGH

A-Back / 5-7 / 187 / Fr.-r
Acworth, Ga. (Harrison)



25

A hard-working non-scholarship player who impressed the coaching staff in practice last season... small in size but has great quickness... is one of the better-blocking A-backs on the team... an walk-on who joined the program in August, 2009.

2009: Redshirted as a true freshman... played a key role on the scout team.

High School: Harrison High School... earned four varsity letters as a running back, cornerback and kick returner... served one year as team captain... also ran four years of track and wrestled for one season... helped lead football team to 2005 regional title... named all-state as a kick returner in 2008... the '08 county player of the year.

Personal: Full name is Robert Alexander Godhigh III... has three siblings - Jamia, Ryan and Reese... majoring in management.

MORE ABOUT ROBERT GODHIGH

What's on TV: SportsCenter
What's in my iPod: Roscoe Dash and Gucci Mane
Favorite flicks: Life; Nutty Professor 2; Forrest Gump
Worst habit: Playing video games too much
First job: Club promoter
Talent I'd like to have: Singing
Favorite meal: Pork chops and rice
Favorite pro sports teams: Philadelphia Eagles; Cleveland Cavaliers
My heroes: My parents
The thing I enjoy most about game day: Yellow Jacket Alley
The celebrity I'd love to hang with for a night: Reggie Bush
The celebrity some people say I look like: Darren Sproles
I can do this one thing better than almost anyone: Juke people

13 Consecutive Bowl Appearances ■ 2009 ACC Champions



2010 PLAYER BIOS



SHAWN GREEN

DT / 6-0 / 270 / Fr.
Grayson, Ga. (Grayson)



70

A true freshman with outstanding potential... comes to Tech after a remarkable prep career.

High School: Grayson HS... rated the 49th-best prospect in the state of Georgia (Rivals)... rated 45th on the AJC Fab 50 list... rated the 13th-best prospect in Georgia (Superprep)... Gwinnett County Defensive Player of the Year... named first team All-State... played in the Offense/Defense All-America Bowl... played four seasons of football, including one as team captain... led Grayson to back-to-back regional titles... set a school record as a senior with 29 tackles for loss... recorded 69 tackles, 22 tackles for loss and seven sacks as a junior in 2008.

Personal: Born Nov. 11, 1991 in Bloomfield, Conn... son of Willia and Polly... has two siblings - Treyvon and Jaily... thinks one day he may want to be a college football coach... plans to major in management.

MORE ABOUT SHAWN GREEN

- What's on TV: The Game
- What's in my iPod: Rap and R&B
- Favorite flicks: Friday
- Worst habit: Facebook
- First job: Zaxby's
- Talent I'd like to have: Singing
- Favorite meal: Chicken and rice
- Favorite pro sports teams: Atlanta Falcons; Boston Celtics
- My heroes: My parents
- The celebrity I'd love to hang with for a night: Alicia Keys
- The celebrity some people say I look like: Carmelo Anthony
- I can do this one thing better than almost anyone: Sleep



ROBERT HALL

DE / 6-3 / 269 / Sr.-r
Hawkinsville, Ga. (Hawkinsville)



97

Can be a prominent part of Georgia Tech's defense if he can fully recover from a knee injury suffered in the third game of the 2009 season... suspended for the first game of the season... started the first three games of 2009 at defensive end before suffering a season-ending knee injury in the Miami game... missed spring practice to continue rehabilitating the knee... was a solid reserve on the defensive line prior to his junior season, serving as a back-up to All-American Michael Johnson in 2008... graduated in the spring.

2009 (Junior): Began the season as a solid starter at defensive end... suffered a knee injury in the Miami game (Sept. 17) and missed the rest of the season... played and started three games... had 10 tackles, 1.5 tackles for loss and a half sack... had four solo tackles at Miami before suffering the knee injury... recorded a career-high eight tackles and a half-tackle for loss in the win over Clemson (Sept. 10)... made first career start, had three tackles and a half-tackle for loss in the season opener vs. Jacksonville State (Sept. 5).

2008 (Sophomore): Saw action in every game... had 13 tackles and 1.5 tackles-for-loss... forced and recovered fumbles... recorded two tackles vs. LSU in the Chick-fil-A Bowl (Dec. 31)... had a pair of tackles in the win over No. 23 Miami (Nov. 20)... recorded a tackle-for-loss and recovered a fumble at Clemson (Oct. 18)... made one tackle vs. Virginia (Oct. 25), Gardner-Webb (Oct. 11) and Mississippi State (Sept. 20)... stopped a rusher for no gain at Boston College (Sept. 6)... had three tackles including a half-tackle-for-loss and also forced a fumble against Jacksonville State (Aug. 28).

2007: Saw action in just three regular season games because of injury... played in the first two games of the season - vs. Notre Dame and Samford - and later in the year at

Duke (Nov. 10).

2006: Played in every game on special teams as a true freshman... saw his most significant action at defensive end in the second half of Tech's win over Duke, when he had three tackles, including a sack for a six-yard loss... also played on defense in the second half against Samford... credited with seven tackles on the season.

High School: Tabbed to the Atlanta Journal-Constitution's Top 50 in Georgia... first-team all-state selection (Class A) by the Atlanta J-C as a senior after earning honorable mention all-state honors as a junior... the No. 44 prospect in Georgia (Rivals.com)... tabbed to the Scout.com Georgia

Hot 100... helped Hawkinsville High to two state titles (2003-04) and three straight region crowns (2003-04-05)... team captain for coach Lee Campbell... missed four games his senior year but still had 51 tackles, 10 TFLs and five sacks... added 92 tackles with 31 TFL, 10 sacks and two blocked punts as a junior... school-record five sacks in one game... played in Georgia North-South All-Star Game.

Personal: Full name is Robert Louis Hall, Jr. ... parents are Robert Hall, Sr., and Patricia Nelson... born January 23, 1987 in Frankfurt, Germany... majoring in management.

HALL'S CAREER STATISTICS

Year	G-GS	P-A	Tkl	TFL	Sck	FC	FR	Int	PB
2009	3-3	4-6	10	1.5-6	0.5-1	0	0	0	0
2008	13-0	7-6	13	1.5-5	0	1	1	0	0
2007	3-0	0	0	0	0	0	0	0	0
2006	14-0	8-0	8	1.0-6	1-6	0	0	0	0
TOTAL	33-3	19-12	31	4.0-17	1.5-7	1	1	0	0

CAREER HIGHS

Tackles: 4 at Miami, Sept. 17, 2009

Sacks: 1.0 vs. Duke, 2006

TFL: 1.0, three times

FR: 1 vs. Clemson, Oct. 18, 2008

2009 GAME-BY-GAME	P-A	TKL	TFL	SCK	FC	FR	INT	PB
Jacksonville State*	0-3	3	0.5-1	0.5-1	0	0	0	0
Clemson*	0-3	3	0	0	0	0	0	0
at Miami*	4-0	4	1.0-5	0	0	0	0	0
North Carolina	INJ							
at Mississippi State	INJ							
at Florida State	INJ							
Virginia Tech	INJ							
at Virginia	INJ							
at Vanderbilt	INJ							
Wake Forest	INJ							
at Duke	INJ							
Georgia	INJ							
vs. Clemson	INJ							
vs. Iowa	INJ							

MORE ABOUT ROBERT HALL

- What's on TV: South Park
- Favorite flicks: Forrest Gump
- Worst habit: Late night snacks
- First job: Drug store assistant
- Favorite meal: Macaroni and cheese
- My heroes: Captain Planet
- The professional athlete's poster I had on my wall: Deion Sanders
- The celebrity I'd love to hang with for a night: Calvin Johnson
- The celebrity some people say I look like: Young Dro
- One thing most people don't know about me: I was born in Europe

Introduction

2010 Preview

Players

Staff

2009 Review

Records

History



2010 PLAYER BIOS



DEON HILL

A-Back / 6-0 / 205 / Fr.
Phenix City, Ala. (Central)



31

Comes to Georgia Tech from the same high school that produced current Yellow Jacket sophomore A-back Orwin Smith and former Tech guard Cord Howard.

High School: Central High School... rushed for 1,587 yards and 18 touchdowns as a senior in 2009... his 18 touchdowns tied the school's single-season record... named all-state in Alabama as selected by the Alabama Sports Writers Association (Class 6A)... selected to and played in the Mississippi/Alabama All-Star Game... was a high school teammate of current Yellow Jacket Orwin Smith. Served as Smith's back-up at running back in 2008... played three seasons of football, including one as team captain, for coach Ron Nelson.

Personal: Full name is Demetrius Deon Hill... son of Don and Diane... born Feb. 25, 1992 in Columbus, Ga... started playing football at age 5... a management major.

MORE ABOUT DEON HILL

- What's on TV:** Tom & Jerry; ESPN
- What's in my iPod:** Lil Wayne; Young Money
- Favorite flicks:** Superbad; The Hangover; Money Talks
- Worst habit:** Biting my nails
- Talent I'd like to have:** Singing
- Favorite meal:** Steak and mashed potatoes
- Favorite pro sports teams:** Minnesota Vikings, Cleveland Cavaliers, New York Mets
- My heroes:** Mom, dad, sister, brothers and Jesus
- The professional athlete's poster I had on my wall:** Adrian Peterson
- The thing I enjoy most about game day:** The excitement
- The celebrity I'd love to hang with for a night:** Chris Tucker
- The celebrity some people say I look like:** Paul Pierce or Ron Artest
- I can do this one thing better than almost anyone:** Video games
- One thing most people don't know about me:** I'm not quiet



STEPHEN HILL

WR / 6-5 / 200 / So.
Lithonia, Ga. (Miller Grove)



5

Has the skills to be Georgia Tech's next great receiver... helps fill the void left by the early departure of Demaryius Thomas... showed flashes of brilliance as a receiver and as a ball-carrier last season... was one of seven true freshmen to see action in 2009... has great size and uses it well to seal smaller defenders, and has exceptional hands... shows outstanding speed for a player his size.

2009 (True Freshman): Showed outstanding potential as a rookie... played in 13 games and started one game... had six receptions for 137 yards (22.8 yards per reception) and one touchdown... had five rushing attempts for 84 yards (16.8 ypa) and one touchdown... had a 26-



yard rushing attempt vs. Georgia (Nov. 28)... caught his first career-touchdown pass -- a 32-yard strike from Joshua Nesbitt -- at Duke (Nov. 14)... missed the Vanderbilt game (Oct. 31) because of flu-like symptoms... rushed one time for 21 yards against Wake Forest (Nov. 7)... had a 14-yard rushing attempt in the win over Virginia Tech (Oct. 17)... ran for his first career touchdown on a 24-yard end around and made a 53-yard pass reception at Mississippi State (Oct. 3)... made first career start vs. North Carolina (Sept. 26) and responded with two receptions for 38 yards, including one for 33 yards.

High School: Miller Grove High School... AJC and GHSA 4A honorable mention all-state... ranked #23 for his position by Scout, #99 by Rivals and #92 by ESPN... in 2008, had 30 receptions for 577 yards and 8 touchdowns on a team that went 3-7... also had touchdowns on a 95-yard kickoff return and a 68-yard fumble return... was a standout at the Under Armour/Scout.com Combine in Atlanta in June, 2008 where he ran a 4.4 in the 40... had 24 receptions for 500 yards with eight touchdowns in 2007... played for coach Jasper Jewell, earning three letters in football as a receiver and kick and punt returner... team MVP and earned all-region honors in 2008... also played basketball and ran track... set the state record in the long jump (25 feet, 8 and 3/4 inches)... high school classmate of Yellow Jacket basketball player Mfon Udofia.

Personal: Chose Georgia Tech because of the academics, athletics and it is close to home... received numerous offers from other schools.. full name is Stephen Trevon Hill... son of Henry and Karen Hill... has one sibling, Kayla... born April 25, 1991 in Tucker, Ga... comes from an athletic family... father, Henry, played basketball at Lake City College... has three cousins who played college sports... as a high school senior he broke the state long jump record of 25 feet, 8 3/4 inches... the previous record of 25'6" was held by Christian Taylor, who won the NCAA Indoor NCAA championship in the long jump in 2008... Hill's long jump would have won the 2009 ACC Outdoor Championship by 2.75 inches and he would have placed tied for ninth at the most recent Olympic games... a management major.

HILL'S CAREER STATISTICS

Year	GP-GS	Rec	Yds	Avg	TD	LP	Rush	Yds	Avg	TD	LP
2009	13-1	6	137	22.8	1	53	5	84	16.8	1	26

CAREER HIGHS

- Receptions:** 2 vs. North Carolina, Sept. 26, 2009; 2 at Duke, Nov. 14, 2009
- Receiving Yards:** 53 at Mississippi State, Oct. 3, 2009
- Receiving Touchdowns:** 1 at Duke, Nov. 14, 2009
- Longest Reception:** 53 at Mississippi State, Oct. 3, 2009
- Rushing Attempts:** 1, five times
- Rushing Yards:** 26 vs. Georgia, Nov. 28, 2009
- Rushing Touchdowns:** 1 at Mississippi State, Oct. 3, 2009
- Longest Rush:** 26 vs. Georgia, Nov. 28, 2009

2009 GAME-BY-GAME

	Rec	Yds	Avg	TD	LP	Rush	Yds	Avg	TD	LP
Jacksonville State	0	0	0.0	0	0	1	-1	-1.0	0	0
Clemson	0	0	0.0	0	0	0	0	0.0	0	0
at Miami	0	0	0.0	0	0	0	0	0.0	0	0
North Carolina*	2	38	19.0	0	33	0	0	0.0	0	0
at Mississippi State	1	53	53.0	0	53	1	24	24.0	1	24
at Florida State	0	0	0.0	0	0	0	0	0.0	0	0
Virginia Tech	0	0	0.0	0	0	1	14	14.0	0	14
at Virginia	0	0	0.0	0	0	0	0	0.0	0	0
at Vanderbilt	DNP									
Wake Forest	0	0	0.0	0	0	1	21	21.0	0	21
at Duke	2	38	19.0	1	32	0	0	0.0	0	0
Georgia	0	0	0.0	0	0	1	26	26.0	0	26
vs. Clemson	1	8	8.0	0	8	0	0	0.0	0	0
vs. Iowa	0	0	0.0	0	0	0	0	0.0	0	0

MORE ABOUT STEPHEN HILL

- What's on TV:** Fresh Prince
- What's in my iPod:** Slow jams
- Favorite flicks:** Friday; Money Talks; Rush Hour I, II, III
- Worst habit:** Sleeping
- Favorite meal:** Rice, cornbread and fried pork chops
- Favorite pro sports teams:** Atlanta Hawks; Atlanta Falcons; Atlanta Braves
- My heroes:** Father
- The thing I enjoy most about game day:** The fans
- The celebrity I'd love to hang with for a night:** Chris Tucker
- The celebrity some people say I look like:** Chris Tucker
- I can do this one thing better than almost anyone:** Dunk
- One thing most people don't know about me:** I like to sing

13 Consecutive Bowl Appearances ■ 2009 ACC Champions



2010 PLAYER BIOS

Introduction

2010 Preview

Players

Staff

2009 Review

Records

History



ROBERT HOGAN III

LB / 6-0 / 217 / So.-r
Newnan, Ga. (Newnan Christian)



68

A non-scholarship player who joined the team in the spring of 2009.... made the ACC Academic Honor Roll for 2009-10.

2009 (Redshirt Freshman): Did not see game action.

High School: Newnan Christian High School... played three seasons of football under coach Doug Anderson... played fullback and linebacker, earning three letters and serving as team captain two years... played three seasons of basketball and four seasons of baseball... football team MVP in 2008... was class valedictorian, a member of the honor society and a four-year member of the honor roll.

Personal: Full name is Robert Baxter Hogan III... son of Robert, Jr. and Melissa Hogan... born Aug. 19, 1990 in Newnan, Ga.. has two brothers, John and Joe... majoring in building construction... can play the piano... began playing football at age 10... involved in charity work through the Student Construction Association.



FRED HOLTON

S / 6-1 / 198 / Fr.
Thomasville, Ga. (Thomasville)



39

A big, physical true freshman who can play either safety position.

High School: Thomasville HS... rated the 36th-best prospect in the state of Georgia (Rivals)... rated the 37th-best prospect in Georgia (Superprep)... rated 40th on the AJC Fab 50 list... first Team 2A All-State.

Personal: Chose Tech because "they are building something special at Tech and I want to be a part of that."



CHRIS JACKSON

A-Back / 6-1 / 205 / So.-r
McDonough, Ga. (Henry County)



31

Could compete for a starting job at A-back if he can recover from an off-season knee injury that kept him out of spring practice... a transfer from Alabama who sat out last season under NCAA transfer rules but raised eyebrows with his performances in practice... was highly-touted out of high school.

2009: Sat out the season after transferring from Alabama... did a good job on the scout team.

2008 (Alabama): Enrolled at Alabama in January of 2008 after graduating high school early... went through spring practice in Tuscaloosa... was a true freshman wide out who played in 12 games for the Crimson Tide... one of 16 true freshmen who saw playing time in 2008 ... recorded six total tackles, including one solo stop... started on the kick-off coverage team where he had five tackles... had one tackle on punt coverage... had reps at both wide receiver and on special teams against Clemson, but did not record any statistics... recorded two special teams tackles on the kickoff coverage unit against Western Kentucky... had one assisted tackle on special teams at Georgia... registered two assisted tackles on special teams in the Crimson Tide's 29-9 win at Tennessee.

High School: Henry County (Ga.) High School, 2008... earned four varsity letters under

coaches Mike Rozier and Rex Robertson... played strong safety and wide receiver... served three years as a team captain... led team to a regional class 3A championship... ESPN.com Top 150 (No. 143)... Atlanta Journal-Constitution Top 150 (No. 143)... listed on the AJC's Super Southern 100... the Mobile Press-Register's Super 120 Team (No. 118)... rated by Rivals.com as the nation's 89th-best wide receiver... also tabbed the No. 43 high school player in the state of Georgia by Rivals.com... three-star wide receiver by Rivals.com... rated as the 42nd-best wide receiver in the nation by Scout.com... four-star wide receiver by Scout.com... named 2007 Georgia High School Class AAA Player of the Year by the Associated Press... 2007 first-team All-State by the AJC... 2007 Southern Crescent Player of the Year... an all-region selection... Atlanta Touchdown Club Player of the Week... twice named The Atlanta Journal-Constitution Player of the Week as a senior... No. 84 player on the Scout.com Southeast 150 list... finished his prep career with 56 touchdowns... in his final two prep seasons had 121 receptions for 2,274 yards and 31 touchdowns... averaged 18.4 yards per catch during his junior and senior seasons... totaled 13 touchdown catches as a sophomore in 2005... as a junior, caught 45 passes for 800 yards (17.7 per catch) and eight touchdowns in just nine games... recorded seven interceptions and returned two for touchdowns... caught 76 passes for 1,470 yards (18.8 per catch) and career-high 23 touchdowns as a senior... also added five rushing touchdowns... on defense, had 97 tackles and three interceptions.

Personal: Full name is Christopher James Jackson... parents are Faybeyon and Kathy... born Sept. 9, 1989 in Stockbridge, Ga... has a younger brother, Denzel... attended the same high school as Atlanta Braves outfielder Jason Heyward... majoring in management.

MORE ABOUT CHRIS JACKSON

- What's on TV: Family Guy
- What's in my iPod: Swag Surfin; Lil Wayne
- Favorite flicks: Troy
- Worst habit: Talking too loud
- First job: Working a football camp
- Talent I'd like to have: Singing
- Favorite meal: Mom's ribs
- Favorite pro sports teams: Philadelphia Eagles; Los Angeles Lakers; New York Yankees
- My heroes: My family
- The professional athlete's poster I had on my wall: Ken Griffey, Jr.
- The thing I enjoy most about game day: Yellow Jacket Alley
- The celebrity I'd love to hang with for a night: Terrell Owens
- The celebrity some people say I look like: Kobe Bryant
- I can do this one thing better than almost anyone: Sleep
- One thing most people don't know about me: I'm soft at heart



2010 PLAYER BIOS



KYLE JACKSON



LB / 6-0 / 236 / Jr.-r
McDonough, Ga. (Union Grove)

59

- 2008 ACC Defensive Rookie of the Year (ACC Sports Journal)
- 2008 Honorable Mention Freshmen All-America (College Football News)

Could be a huge boost to the Yellow Jacket defense if he can return from a foot injury that kept him out of the entire 2009 season... was able to only partially participate in spring practice... a cerebral linebacker who started 10 games in 2008... a versatile performer who can play inside or outside... had a very productive redshirt freshman season in which he earned a pair of honors -- the ACC Sports Journal named him the ACC Defensive Rookie of the Year and College Football News selected him honorable mention Freshman All-America... part of an outstanding freshman class of 2007.

2009 (Sophomore): Sat out the entire season to recover from foot surgery.

2008 (Redshirt Freshman): Started the season opener at outside linebacker, then moved to inside linebacker in Game 2 after Brad Jefferson went down with an injury... remained as the starter at ILB through game 9 before coming off the bench at North Carolina (Nov. 8)... missed one game (Mississippi State) with a sore Achilles... ranked third on the team in tackles (61) and third on the team in solo tackles (35)... had 1.5 tackles-for-loss... had seven tackles including four solos vs. Virginia (Oct. 25)... recorded a career-high 13 tackles, including a tackle-for-loss, at Virginia Tech (Sept. 13)... had nine tackles, including six solo tackles, at Boston College (Sept. 6)... had five total tackles -- vs. Jacksonville State (Aug. 28).

2007: Redshirted the season as a true freshman.

High School: Named to the Atlanta Journal-Constitution Top 50 in Georgia... rated the No. 40 prospect in the state by Rivals and No. 41 by Scout.com... a Top 50 in Georgia pick by the Macon Telegraph... honorable mention all-state selection in Class AAAAA... two-time all-region and all-area... coached by Mike McDonald at Union Grove High... made 91 tackles in 10 games as a senior, with five tackles for loss, 3.5 sacks, 10 quarterback pressures, four forced fumbles, one fumble recovery and one blocked field goal... added 110 tackles as a junior with 28 tackles for loss, 6.5 sacks, 12 pressures, two interceptions, seven forced fumbles, four fumble recoveries and a blocked punt.

Personal: Full name is Kyle Ryan Jackson... parents are Ray and Beverly Jackson... born March 8, 1989... majoring in management and public policy.

JACKSON'S CAREER STATISTICS

Year	G-GS	P-A	Tkl	TFL	Sck	FC	FR	Int	PB
2008	12-10	35-26	61	1.5-5	0-0	0	0	0	0


CAREER HIGHS

Tackles: 13 at Virginia Tech, Sept. 13, 2008
TFL: 1.0 at Virginia Tech, Sept. 13, 2008



MORE ABOUT KYLE JACKSON

What's on TV: The Daily Show
What's in my iPod: Kanye West
Favorite flicks: State Of Play; Beyond A Reasonable Doubt; Friday; Great Debaters
Worst habit: Procrastination
First job: Cooking at Shane's Rib Shack
Talent I'd like to have: Playing the piano
Favorite meal: Scallops and macaroni and cheese
My heroes: My parents
The professional athlete's poster I had on my wall: Ray Lewis
The thing I enjoy most about game day: The anxiety
The celebrity I'd love to hang with for a night: P. Diddy
The celebrity some people say I look like: Chris Brown
I can do this one thing better than almost anyone: Cook
One thing most people don't know about me: I write poetry



WILL JACKSON



OL / 6-3 / 285 / Fr.-r
Knoxville, Tenn. (Farragut)

52

One of four redshirt freshmen offensive linemen who will compete for a starting job... an athletic and aggressive player with good size... played on both the offensive and defensive line in high school... a good student who made the academic honor roll in high school, maintaining a 3.75 GPA... made the ACC Academic Honor Roll for 2009-10.

2009: Redshirted as a true freshman.

High School: Farragut High School... Scout.com 3-star recruit... the No. 8 guard in the nation (ESPN.com), No. 26 by Scout.com... a finalist for 5A linemen Mr. Football award as a senior... first team 5A all-state in 2008... as a junior, earned first team all-state, all-county, all-region, all-city and All-East Tennessee honors... played in Tennessee's East-West All-Star Game and served as a team captain... coached by Eddie Courtney, earning four letters... led Farragut to a regional championship in 2007.

Personal: Chose Georgia Tech because of the education, the relationship with the coaches and players, the potential to play early and the ability to compete for championships... son of Steve and Janet Jackson... full name is William Patrick Jackson... born August 13, 1990 in Athens, Ga... a left-hander... has two siblings, Thomas and Sarah... began playing football in the seventh grade... majoring in management.

MORE ABOUT WILL JACKSON

What's on TV: SportsCenter
Favorite flicks: Dark Knight
Worst habit: Singing loudly for all to hear
Favorite meal: London broil with mashed potatoes
Favorite pro sports teams: Tennessee Titans
My heroes: My parents
The thing I enjoy most about game day: Winning
The celebrity I'd love to hang with for a night: Chris Johnson
I can do this one thing better than almost anyone: Sing

13 Consecutive Bowl Appearances ■ 2009 ACC Champions



2010 PLAYER BIOS



BRAD JEFFERSON

LB / 6-2 / 244 / Sr.
Wrightsville, Ga. (Johnson County) **51**



- 2009 Honorable Mention All-ACC
- 2009 ACC co-Defensive Lineman of the Week (Oct. 4)

Should contend for All-ACC honors in 2010... a leader of the Yellow Jacket defense... embarking on his first season in a 3-4 defense... has played in 37 career games and started 17 times at inside linebacker... one of the hardest hitters and one of the strongest players on the team... endured an injury-plagued sophomore season in 2008... has 129 career tackles and 9.0 tackles for loss.

2009 (Junior): Honorable mention All-ACC... recorded a team-high 95 tackles after earning just 24 tackles the previous season... ranked second on the team in tackles for loss (8.0)... forced two fumbles and had two pass break-ups... produced a career-high 11 tackles and a tackle-for-loss vs. Georgia (Nov. 28)... recorded a team-high nine tackles and a tackle for loss at Duke (Nov. 14)... had eight tackles and a half-tackle for loss vs. Wake Forest (Nov. 7)... recorded nine tackles at Vanderbilt (Oct. 31)... Tech's nominee for ACC defender of the week after recording six tackles and two tackles for loss in the 34-9 win at Virginia (Oct. 24)... had eight tackles and a tackle for loss in the win over Virginia Tech (Oct. 17)... recorded nine tackles at Florida State (Oct. 10)... had the first two fumble recoveries of his career, had eight tackles, seven solo tackles and a tackle for loss at Mississippi State (Oct. 3)... was named the ACC co-Defensive Lineman of the Week for his performance... recorded five tackles and a career-high two pass break-ups in the season opener vs. Jacksonville State (Sept. 5).

2008 (Sophomore): Started at inside linebacker when healthy... was the starter in the season opener then missed four games because of a dislocated wrist... spent four games as a back-up at ILB... resumed his starting role at North Carolina (Nov. 8)... returned to form at Georgia (Nov. 29) when he had six tackles and a pass break-up... tied for the team lead in tackles (6) and had five solo tackles at UNC... returned to action vs. Gardner-Webb (Oct. 11) after missing nearly one month of action... had a pair of solo tackles including a tackle-for-loss against the Bulldogs.

2007 (True Freshman): Made an immediate impact as a true freshman... played in all 12 regular season games... collected 10 tackles on the season including five solo tackles... recorded a solo tackle in the season opener at Notre Dame (Sept. 1)... played extremely well in the win over Clemson (Sept. 29) with three total tackles including one unassisted... had two solo tackles in the win over Army (Oct. 20).

High School: The nation's No. 19 middle linebacker, according to Rivals, and No. 12 weakside linebacker by Scout.com... ranked among the Top 30 prospects in Georgia by Rivals (No. 26) and Scout.com (No. 26)... named to the Atlanta Journal Constitution Top 50 in Georgia, as well as the Macon Telegraph Georgia Top 50... first-team all-state in Class A as a senior and honorable mention as a junior... had 78 tackles with 12 tackles-for-loss and eight sacks as a senior... caused four fumbles and recovered five, including one for a touchdown... blocked a punt for a TD ... on offense he had 32 rushing attempts for 196 yards and one touchdown, and 12 receptions for 235 yards and two TDs, plus three two-point conversions... coached by Bill Bonds at Johnson County High.



Personal: Full name is Brad Jarrell Jefferson... nickname is "Gladiator"... parents are Brady and Sylvia Jefferson... born March 22, 1989... majoring in management.

JEFFERSON'S CAREER STATISTICS

Year	G-GS	P-A	Tkl	TFL	Sck	FC	FR	Int	PB
2009	14-14	45-50	95	8.0-19	0	2	0	0	2
2008	9-3	16-8	24	1.0-1	0	0	0	0	1
2007	12-0	5-5	10	0	0	0	0	0	0
TOTAL	37-17	66-63	129	9.0-20	0	2	0	0	3

CAREER HIGHS

Tackles: 11 vs. Georgia, Nov. 28, 2009
TFL: 2.0 at Virginia, Oct. 24, 2009
FC: 2 at Mississippi State, Oct. 3, 2009
PB: 2 vs. Jacksonville State, Sept. 5, 2009

2009 GAME-BY-GAME

	P-A	TKL	TFL	SCK	FC	FR	INT	PB
Jacksonville State*	1-4	5	0	0	0	0	0	2
Clemson*	1-7	8	0.5-1	0	0	0	0	0
at Miami*	3-1	4	1.0-3	0	0	0	0	0
North Carolina*	0-2	2	0	0	0	0	0	0
at Mississippi State*	7-1	8	1.0-1	0	2	0	0	0
at Florida State*	6-3	9	0	0	0	0	0	0
Virginia Tech*	2-6	8	1.0-2	0	0	0	0	0
at Virginia*	5-1	6	2.0-7	0	0	0	0	0
at Vanderbilt*	3-6	9	0	0	0	0	0	0
Wake Forest*	1-7	8	0.5-1	0	0	0	0	0
Duke*	6-3	9	1.0-1	0	0	0	0	0
Georgia*	2-9	11	1.0-3	0	0	0	0	0
vs. Clemson*	3-0	3	0	0	0	0	0	0
vs. Iowa*	5-0	5	0	0	0	0	0	0

MORE ABOUT BRAD JEFFERSON

What's on TV: Fresh Prince
What's in my iPod: Yo Gotti
Favorite flicks: Rush Hour movies
Worst habit: Freestyle
First job: Never had one
Talent I'd like to have: Juggling
Favorite meal: Ox tails
My heroes: Parents
The professional athlete's poster I had on my wall: Dwayne Wade
The thing I enjoy most about game day: Playing with my teammates in front of our fans
The celebrity I'd love to hang with for a night: Bay Bay Thomas
I can do this one thing better than almost anyone: Freestyle, dance and sing



ISAIAH JOHNSON

S / 6-2 / 195 / Fr.
Tyrone, Ga. (Sandy Creek) **1**



A talented and athletic player who enrolled at Georgia Tech in January... one of several true freshmen who are candidates to play right away... versatile enough to play multiple positions.

High School: Rated the 21st-best prospect in the state of Georgia by Rivals and 28th by Superprep... rated 9th on the AJC Fab 50 list... earned All-State, All-Region and All-County honors as a safety in 2009... broke school records for career and single-season interceptions... member of the academic honor roll... helped lead Sandy Creek to a state championship in 2009... recorded 53 tackles and seven sacks as a junior in 2008... his stock rose with outstanding performances in the state playoffs.

Personal: Full name is Isaiah Nathan Johnson... born May 16, 1992 in Columbus, Ohio... son of Nathan and Dominica... has three siblings - Aaron Smith, Tyler Smith and Sierra Johnson... chose Tech because "it prepares you for life," Johnson said... takes over jersey No. 1 left behind by All-ACC safety Morgan Burnett... considering a major in management.



2010 PLAYER BIOS

13 Consecutive Bowl Appearances ■ 2009 ACC Champions

MORE ABOUT ISAIAH JOHNSON

What's on TV: BET, SportsCenter
What's in my iPod: Baby Boy; T.I.; Lil Wayne
Favorite flicks: The Wood
Worst habit: Laying in bed all day on the weekend
Talent I'd like to have: Playing the piano
Favorite meal: Steak and Shake
Favorite pro sports teams: Atlanta Falcons; Los Angeles Lakers; Cleveland Cavaliers
My heroes: Jesus Christ
The celebrity I'd love to hang with for a night: P Diddy
The celebrity some people say I look like: Wesley Snipes
One thing most people don't know about me: My identical twin died at birth



MIKE JOHNSON



OL / 6-4 / 304 / So.-r
 Lithonia, Ga. (Stephenson)

64

A non-scholarship player who should get an opportunity to contribute in 2010... has good size and two years of Tech's offensive system under his belt.... made the ACC Academic Honor Roll for 2009-10.

2009 (Redshirt Freshman): Did not see game action.
2008: Redshirted as a true freshman.

High School: Stephenson High School in Stone Mountain, Ga... played three seasons of football for coach Ron Gartrell.

Personal: Full name is Michael J. Johnson... parents are William and Ellen... born Sept. 18, 1990 in Brooklyn, N.Y... has two siblings, William and Michelle...inspired to play football by his brother... a Dean's List student... majoring in building construction.



RODDY JONES



A-Back / 5-9 / 202 / Jr.-r
 Stone Mountain, Ga. (Chamblee)

20

- 2009 ACC All-Academic Team
- 2008 ACC All-Academic Team
- 2008 AT&T All-America National Player of the Week (Dec. 4)
- 2008 ACC Offensive Back of the Week (Dec. 1)
- 2008 ESPN Helmet Sticker (Nov. 29)

A two-year returning starter at A-back... a dependable and versatile player who is a dangerous runner in Tech's option game and a solid receiver as well... split time in the spring between playing for the Yellow Jacket baseball team and spring football practice... has started 26 career games... was slowed last season by a dislocated wrist that caused him to miss all of preseason practice... a speedy, shifty rusher... his 214 rushing yards in the win at Georgia in 2008 will long be remembered by Yellow Jacket fans and earned him three different individual honors... has developed into a very solid blocker, which is key in Paul Johnson's option-based offense... a very intelligent player whose size and physical attributes are ideal for the A-back position... Tech's leader when it comes to doing volunteer work in the community... a two-time Academic All-ACC selection.... made the ACC Academic Honor Roll for 2009-10.

2009 (Sophomore): An Academic All-ACC selection... started the final 13 games of the season... missed the season opener to recover from a dislocated wrist injury suffered over the summer... averaged 6.5 yards per carry and had three rushing touchdowns... had 53 carries for 345 yards... rushed four times for 67 yards against Clemson in the ACC Championship Game (Dec. 5)... rushed eight times for 58 yards vs. Wake Forest (Nov. 7)... had his most extensive action of the season at Vanderbilt (Oct. 31) with nine carries for 80 Yards and one touchdown... ran for his second touchdown of the season at Mississippi State (Oct. 3)... sat out the season opener against Jacksonville State as a precaution... did not endure any contact in preseason practice until late August.

2008 (Redshirt Freshman): A starter at A-back who enjoyed great success down the stretch... Tech's most productive A-back... Tech's second-leading rusher with 690 yards on just 81 carries... his rushing average (8.5 yards per attempt) was one of the highest among all FBS players... rushed for four touchdowns and had five total TDs... Tech's third-leading receiver with 155 yards on eight receptions (19.4 yards per reception)... Tech's primary kick returner... averaged 23.6 yards on 15 kick returns and 8.8 yards on six punt returns... averaged 96.3 all-purpose yards per game, which ranked 10th in the ACC... named the AT&T All-America National Player of the Week for his unforgettable performance in the regular season finale at Georgia (Nov. 29)... rushed for a career-high 214 yards and two touchdowns on just 13 carries against the Bulldogs... his 54-yard touchdown run in the fourth quarter, when he tight-roped down the 'Dawg sideline, gave Tech a 10-point lead... had a ridiculous 312 all-purpose yards on the day... rushed for a then-career-best 97 yards on seven carries (13.9 yards per attempt) and had three kick returns for 51 yards in the win over No. 23 Miami (Nov. 20)... recorded six carries for 56 yards and two receptions for 20 yards at North Carolina (Nov. 1)... had kickoff returns of 46 and 29 yards and rushed four times for 39 yards in the win over Florida State (Nov. 1)... rushed for 75 yards on 11 carries, a 29-yard punt return, a 24-yard kickoff return and 162 all-purpose yards vs. Virginia (Oct. 25)... had a 35-yard pass reception from Josh Nesbitt at Clemson (Oct. 18)... rushed for a touchdown in the win over Duke (Oct. 4)... caught a 41-yard touchdown pass -- his first career TD reception -- from Joshua Nesbitt and ran four times for 28 yards at Virginia Tech (Sept. 13).

2007: Redshirted as a true freshman.

High School: Rated as high as No. 19 in Georgia by SuperPrep, as well as No. 28 by Scout.com and No. 34 by Rivals... Scout.com ranked him No. 36 in the nation among all running backs, while Rivals put him at No. 39 ... tabbed to the Atlanta Journal Constitution Top 50 in Georgia... a Top 50 in Georgia selection by the Macon Telegraph... first-team all-state in Class AAA as a senior after earning honorable mention all-state honors as a sophomore and junior in Class AAAA... MVP of the Georgia North-South All-Star game... the all-time leading rusher in DeKalb County with 5,055 yards and 76 touchdowns... led the county as a senior with 1,776 yards rushing (177.6 per game) and 33 touchdowns; his total second in Metro Atlanta only to fellow Tech signee Jonathan Dwyer... added 1,654 yards (150.4 pg) and 24 touchdowns as a junior, 1,369 yards with 16 touchdowns as a sophomore, and 256 yards and three scores as a freshman... three-time, first-team All-DeKalb County... coached by Brent Miller at Chamblee High... also a four-year letterwinner as a centerfielder in baseball, earning all-county honors as a senior.

Personal: Full name is Roderick Rinaldo Jones, II... parents are Rod and Angel Jones... drafted out of high school by the Chicago White Sox... head coach Paul Johnson on Jones: "I wish I had nine or 10 guys just like him"... born June 13, 1989... majoring in management.

JONES' CAREER STATISTICS

Year	GP	Rush	Yds	Avg	TD	LP	Rec	Yds	Avg	TD	LP
2009	13-13	53	345	6.5	3	23	0	0	0.0	0	0
2008	13-13	81	690	8.5	4	62	8	155	19.4	1	41
TOTAL	26-26	134	1,035	7.7	7	62	8	155	19.4	1	41
Returns	KOR	Yds	Avg	TD	LP	PR	Yds	Avg	TD	LP	
2009	0	0	0.0	0	0	0	0	0.0	0	0	
2008	15	354	23.6	0	46	6	53	8.8	0	29	
TOTAL	15	354	23.6	0	46	6	53	8.8	0	29	

CAREER HIGHS

Rushing Attempts: 13 at Georgia, Nov. 29, 2008
Rushing Yards: 214 at Georgia, Nov. 29, 2008
Rushing Touchdowns: 2 at Georgia, Nov. 29, 2008
Receptions: 2 vs. Jacksonville State, Aug. 28, 2008, 2 at North Carolina, Nov. 8, 2008
Receiving Yards: 50 vs. Jacksonville State, Aug. 28, 2008
Receiving Touchdowns: 1 vs. at Virginia Tech, Sept. 13, 2008
Longest Rush: 62 at Georgia, Nov. 29, 2008
Longest Reception: 41 vs. at Virginia Tech, Sept. 13, 2008
Kick Returns: 4 at Georgia, Nov. 29, 2008
Kick Return Yards: 98 at Georgia, Nov. 29, 2008
Long Kick Return: 46 vs. Florida State, Nov. 1, 2008
Punt Returns: 4 at North Carolina, Nov. 8, 2008
Punt Return Yards: 29 vs. Virginia, Oct. 25, 2008
Long Punt Return: 29 vs. Virginia, Oct. 25, 2008
All Purpose Yards: 312 at Georgia, Nov. 29, 2008

2009 GAME-BY-GAME

	Rush	Yds	Avg	TD	LP	Rec	Yds	Avg	TD	LP
Jacksonville State	DNP									
Clemson*	5	11	2.2	0	8	0	0	0.0	0	0
at Miami*	6	18	3.0	0	12	0	0	0.0	0	0
North Carolina*	4	20	5.0	1	13	0	0	0.0	0	0
at Mississippi State*	3	8	2.7	1	5	0	0	0.0	0	0
at Florida State*	5	29	5.8	0	11	0	0	0.0	0	0
Virginia Tech*	2	7	3.5	0	5	0	0	0.0	0	0
at Virginia*	0	0	0.0	0	0	0	0	0.0	0	0
at Vanderbilt*	9	80	8.9	1	23	0	0	0.0	0	0
Wake Forest*	8	58	7.2	0	17	0	0	0.0	0	0
at Duke*	2	10	5.0	0	6	0	0	0.0	0	0
Georgia*	5	37	7.4	0	12	0	0	0.0	0	0
vs. Clemson*	4	67	16.8	0	22	0	0	0.0	0	0
vs. Iowa*	0	0	0.0	0	0	0	0	0.0	0	0



2010 PLAYER BIOS

MORE ABOUT RODDY JONES

What's on TV: SportsCenter
What's in my iPod: A little bit of everything
Favorite flicks: Gladiator
Worst habit: Being late
First job: Flag football referee
Talent I'd like to have: Singing
Favorite meal: Mom's spaghetti
Favorite pro sports teams: Atlanta Braves; Atlanta Falcons; Atlanta Hawks
My heroes: Jackie Robinson; Muhammad Ali
The professional athlete's poster I had on my wall: Muhammad Ali
The thing I enjoy most about game day: The crowd
The celebrity I'd love to hang with for a night: Derek Jeter
I can do this one thing better than almost anyone: Solve a Rubik's cube
One thing most people don't know about me: I want to be a judge on Iron Chef America





BEN KEITH

DT / 6-1 / 283 / Fr.-r
Gainesville, Fla. (Buchholz)



67

A redshirt freshman invited walk-on who joined the team in August, 2009.
2009: Redshirted as a true freshman.
High School: Buchholz High School in Gainesville, Fla... played four seasons of football and served one year as team captain... also played on the wrestling, weightlifting and track teams.
Personal: Full name is Benjamin Justin Keith... parents are Benjamin and Karen... comes from the same high school as Tech senior Sean Bedford... born Feb. 6, 1991 in Gainesville, Fla... has two brothers – Bleu Anderson and Rashard Carter... grandfather, Jeff Williams, played football at Oklahoma State and with the Minnesota Vikings... plans to major in mechanical engineering.

MORE ABOUT BEN KEITH

What's on TV: South Park; Ultimate Fighter
What's in my iPod: Bob Marley; John Mayer; Pastor Troy
Favorite flicks: Role Models; Hancock; Pursuit Of Happiness
Worst habit: Procrastination
First job: Landscaping
Talent I'd like to have: Ability to fly
Favorite meal: BBQ ribs and macaroni
Favorite pro sports teams: Dallas Cowboys; Los Angeles Lakers; Boston Red Sox
My heroes: My mom; Ray Lewis
The professional athlete's poster I had on my wall: Muhammad Ali
The thing I enjoy most about game day: The crowd
The celebrity some people say I look like: Derrick Morgan
I can do this one thing better than almost anyone: Tetriz
One thing most people don't know about me: I can cook




TYLER KELLY

OLB / 6-7 / 217 / Fr.-r
Conyers, Ga. (Rockdale)




55

A non-scholarship player who joined the program in August, 2009... moved over to defense in the spring and played outside linebacker.
2009: Redshirted as a true freshman... served as the tight end on the scout team.
High School: Rockdale Magnet School... earned three varsity letters in football as a defensive end and tight end... served one year as team captain... an all-area and all-district tight end in 2008... on the academic honor roll throughout high school.
Personal: Born July 11, 1991 in Boca Raton, Fla... parents are Rick and April... has two brothers – Spencer and Will... majoring in earth and atmospheric science... has plans to attend medical school... chose tech because of the exciting atmosphere, exceptional academics and football.



TYLER KIDNEY

OL / 6-2 / 262 / Fr.-r
Alpharetta, Ga. (Northview)



69

A redshirt freshman invited walk-on who joined the team in August, 2009.
2009: Redshirted as a true freshman.
High School: Northview High School... played four years of football and wrestled for three years... on the honor roll for four years.
Personal: Full name is Michael Tyler Kidney... parents are Mike and Lee... born Dec. 9, 1990 in Oak Harbor, Washington... previously lived in Shaker Heights (OH), Memphis and Dallas... has two siblings – Tate and Clara... a management major.

Introduction

2010 Preview

Players

Staff

2009 Review


Records

History



2010 PLAYER BIOS

13 Consecutive Bowl Appearances ■ 2009 ACC Champions



ZACH KRISH

OL / 6-4 / 281 / Sr.-r
Snellville, Ga. (South Gwinnett)



74

Could see significant action on the offensive line in 2010... came to Georgia Tech as a non-scholarship player in 2006... was awarded with a scholarship from Paul Johnson following spring practice in 2009.... made the ACC Academic Honor Roll for 2009-10.

2009 (Junior): Saw action in four games as a reserve on the offensive line... played against Jacksonville State, Virginia, Vanderbilt and Duke.


2008 (Sophomore): A reserve at guard who was listed second or third on the depth chart all season... played in the second half vs. Miami (Nov. 20)... saw second-half action vs. Duke (Oct. 4) and Mississippi State (Sept. 20)... saw significant action in the season opener vs. Jacksonville State (Aug. 28).

2007 (Redshirt Freshman): Action was limited to the scout team.

2006: Redshirted as a true freshman.

High School: All-Gwinnett County Scholar Athlete... two-year letterwinner under coach John Small at South Gwinnett.

Personal: Full name is Zachary Frank Krish... son of Frank and Diane Krish... born September 2, 1987... majoring in civil engineering.



MORE ABOUT ZACH KRISH

- What's on TV:** Dirty Jobs
- What's in my iPod:** Breaking Benjamin
- Favorite flicks:** Tommy Boy; Boondock Saints
- Worst habit:** Snoring
- First job:** Bookstore worker
- Talent I'd like to have:** Singing
- Favorite meal:** Hamburger and fries
- Favorite pro sports teams:** Atlanta Falcons; Atlanta Braves
- I can do this one thing better than almost anyone:** Cram, on the day of a test



J.C. LANIER

DL / 6-4 / 290 / Fr.-r
Stillmore, Ga. (Emmanuel County Institute)



99

A powerful redshirt freshman who could step in and make an immediate contribution on the defensive line... redshirted the 2009 season after suffering a shoulder injury in practice... most likely to play the nose tackle position in Tech's 3-4 defense... a highly-rated and highly-touted offensive line prospect... possesses great size and power and has an excellent first step.

2009: Redshirted as a true freshman... suffered a shoulder injury in practice in the pre-season and spent most of the fall rehabilitating.

High School: Emanuel County Institute... Scout.com 4-star recruit... No. 25 DT in the nation (Scout.com), No. 24 DT in the nation (ESPN.com)... 2008 Class A first team all-state selection (GHSAA and AJC) and a three-time first team all-region selection... played in the 2008 Georgia North-South All-Star Game... ECI won the state title and regional crown in

2007 while going 15-0... the 2006 ECI team won a regional championship... 2007 Class A All-State selection as a junior... coached by Milan Turner... earned four letters in football and served two years as team captain... won the DAR Good Citizenship Award... also played three seasons of basketball, playing the center position.

Personal: Chose Georgia Tech because of the prestige of the school, the location and the opportunity to play under Paul Johnson... son of Jerry and Jennifer Lanier... full name is Jerry Carnell Lanier... born Nov. 11, 1989 in Statesboro, Ga... has three older siblings, Sakelia Smith, Katina Starks and Orlando Kirkland... began playing football at age 12... majoring in Sociology.

MORE ABOUT J.C. LANIER

- What's on TV:** Entourage
- What's in my iPod:** Rap; R&B; gospel
- Favorite flicks:** Enter The Dragon; Iron Man
- Worst habit:** Biting my fingernails
- First job:** Never had a job
- Talent I'd like to have:** Play any instrument
- Favorite meal:** Shrimp and fried rice
- Favorite pro sports teams:** Baltimore Ravens
- My heroes:** My mom and dad
- The professional athlete's poster I had on my wall:** Michael Jordan
- The thing I enjoy most about game day:** The screaming fans
- The celebrity I'd love to hang with for a night:** Tyler Perry
- The celebrity some people say I look like:** Fat Albert
- I can do this one thing better than almost anyone:** Play video games
- One thing most people don't know about me:** Baseball was my first sport



RYLAN LEARY

OL / 6-5 / 260 / Fr.
Marietta, Ga. (Pope)



67

A walk-on true freshman who joined the team for practice in August, 2010.

High School: Pope HS.

Personal: Considering a major in mechanical engineering.

MORE ABOUT RYLAN LEARY

- What's on TV:** SportsCenter
- What's in my iPod:** Anything and everything
- Favorite flicks:** Gran Torino; I Am Legend
- Worst habit:** Sleeping too much
- First job:** Lifeguard
- Talent I'd like to have:** Singing
- Favorite meal:** Lasagna
- Favorite pro sports teams:** Atlanta Braves
- My heroes:** Superman
- The celebrity I'd love to hang with for a night:** Carrie Underwood
- The celebrity some people say I look like:** Harry Potter
- I can do this one thing better than almost anyone:** Keep a straight face
- One thing most people don't know about me:** I was going to come to Tech even without football



2010 PLAYER BIOS



JEFF LENTZ

LS / 6-6 / 245 / Sr.-r
Marietta, Ga. (Lassiter)



53

The senior returns as the starting short-snapper... began last season as the snapper on all kicks but relinquished duties on punts midway through 2009... a non-scholarship player... was in the hunt for the job as the starting long snapper in 2008 but suffered a season-ending knee injury in an August scrimmage... began his career as a tight end... made the ACC Academic Honor Roll for 2009-10.

2009 (Junior): Began season as the long snapper for all kicks and punts... remained as the short-snapper all year but relinquished duties as the snapper on punts in late September.

2008 (Sophomore): Suffered a season-ending knee injury in an early August scrimmage... was the No. 2 long snapper and a second or third team lineman at the time of the injury.

2007 (Redshirt Freshman): Worked primarily with the scout team as a tight end... saw action in Tech's win over Samford.

2006: Joined the team as a walk-on and redshirted.

High School: All-county tight end... two-year letterwinner and team captain at Lassiter High... caught 10 passes for 184 yards as a senior... an all-state lacrosse player... helped his team to a state championship in lacrosse.

Personal: Full name is Jeffrey Robert Lentz... parents are Bob and Janet Lentz... born October 15, 1987... majoring in management/pre-law.

MORE ABOUT JEFF LENTZ

- What's on TV: Entourage
- What's in my iPod: AC/DC
- First job: Cutting grass
- Talent I'd like to have: Freestyle
- Favorite meal: BBQ ribs
- Favorite pro sports teams: Atlanta Braves, Atlanta Falcons
- The professional athlete's poster I had on my wall: Eric Lindros
- The thing I enjoy most about game day: Winning
- The celebrity I'd love to hang with for a night: Jennifer Aniston
- The celebrity some people say I look like: Tom Brady
- One thing most people don't know about me: I was an all-state lacrosse player



JON LOCKHART

DB / 6-0 / 188 / So.-r
Blountstown, Fla. (Blountstown)



29

A third-year sophomore ready to play an even bigger role in the Yellow Jacket secondary... moved from offense (A-back) to defense in the spring of 2009 after being recruited as a cornerback... has a good blend of size and speed... a good athlete with playmaker potential... played both wide receiver and cornerback on the high school level.

2009 (Redshirt Freshman): Saw action in 12 games, mostly on special teams... recorded two solo tackles and five total tackles... made first career tackle vs. Clemson (Sept. 10)... recorded two tackles at Miami (Sept. 17)... had a tackle at Florida State (Oct. 10)... recorded a



tackle at Virginia (Oct. 24).

2008: Redshirted as a true freshman.

High School: Ranked by Rivals as the nation's No. 70 cornerback prospect... ranked No. 61 nationally in the same category by Scout.com... led Blountstown HS to three district championships... second team all-state selection at receiver as a junior... played four years of football under coach Greg Jordan... also played three years on the basketball team.

Personal: Selected Georgia Tech because of the academics, the athletics and the city of Atlanta... born October 19, 1989 in Tallahassee, Fla... given name is Jonathan Sinclair Lockhart... has three siblings - Timothy, Raven and Sage... majoring in management.

LOCKHART'S CAREER STATISTICS

Year	G-GS	P-A	Tkl	TFL	Sck	FC	FR	Int	PB
2009	12-0	2-3	5	0	0	0	0	0	0

CAREER HIGHS

Tackles: 2 at Miami, Sept. 17, 2009

2009 GAME-BY-GAME

	P-A	TKL	TFL	SCK	FC	FR	INT	PB
Jacksonville State	0-0	0	0	0	0	0	0	0
Clemson	1-0	1	0	0	0	0	0	0
at Miami	0-2	2	0	0	0	0	0	0
North Carolina	0-0	0	0	0	0	0	0	0
at Mississippi State	0-0	0	0	0	0	0	0	0
at Florida State	0-1	1	0	0	0	0	0	0
Virginia Tech	0-0	0	0	0	0	0	0	0
at Virginia	1-0	1	0	0	0	0	0	0
at Vanderbilt	0-0	0	0	0	0	0	0	0
Wake Forest	0-0	0	0	0	0	0	0	0
at Duke	0-0	0	0	0	0	0	0	0
Georgia	DNP							
vs. Clemson	DNP							
vs. Iowa	0-0	0	0	0	0	0	0	0

MORE ABOUT JON LOCKHART

- What's on TV: Chelsea Lately; Keeping Up with the Kardashians
- What's in my iPod: Wale; Gucci Mane; Lil Wayne
- Favorite flicks: The Blind Side
- Worst habit: Eating sweets
- First job: Bag boy
- Talent I'd like to have: Rap
- Favorite meal: Fried chicken, macaroni and cheese, greens
- Favorite pro sports teams: Cleveland Cavaliers
- My heroes: Mom
- The professional athlete's poster I had on my wall: Barry Sanders
- The thing I enjoy most about game day: Running out
- The celebrity I'd love to hang with for a night: Paris Hilton

Introduction

2010 Preview

Players

Staff

2009 Review

Records

History



2010 PLAYER BIOS



JORDAN LUALLEN



QB / 6-4 / 213 / Fr.-r
Greenwood, Ind. (Center Grove)

7

The redshirt freshman is competing for the job as the top back-up to All-ACC senior quarterback Joshua Nesbitt... has good size (6-4) and surprising speed... like all Tech QBs he is a threat in both the running and passing games.... made the ACC Academic Honor Roll for 2009-10.

2009: Redshirted as a true freshman... often imitated the next week's opposing quarterback for the scout team.

High School: Center Grove High School... Scout.com 4-star recruit... No. 26 QB in the nation (Scout.com) and No. 22 QB (ESPN.com)... a top-10 dual threat quarterback (Scout and Rivals)... Offense/Defense All-American and National Player of the Year... finalist for Indiana's Mr. Football Award and Gatorade Player of the Year in 2008... earned all-conference, all-county, all-metro and Indianapolis Star Super Team honors as a senior... was all-county, all-conference and honorable mention all-state as a junior... led team to a state title in 2008, rallying from a 19-point deficit, earning MVP honors... 2008 statistics: 46-for-85 passing for 941 yards, two interceptions, and 14 TDs; rushed for 622 yards on 84 carries in the Wing-T offense... set school record for TD passes in a season and career, career completions and career completion percentage... 2007 statistics: led team to a 9-2 record, completed 60 percent of passes for 756 yards and 12 TDs with no interceptions... rushed for 475 yards and 13 TDs... set school record for season completion percentage... coached by Eric Moore, earning three varsity letters as a QB and wide receiver... also ran track (sprinter) four years... career statistics: 220-of-350 for 2,670 yards, 36 TDs and seven INTs... rushed for 1,646 yards and 36 TDs on 215 attempts.

Personal: Chose Georgia Tech because it was "athletically and academically the best fit for me", the character and leadership of the coaching staff, and the city of Atlanta... son of William and Michelle Luallen... given name is Jordan William Luallen... born Nov. 15, 1990 in Greenwood, Ind... has two older siblings, Whitney and Kelsey... wants to be a college football coach... began playing flag football at age six... heavily involved with the Fellowship of Christian Athletes... has served on two church missions, including a trip to Nicaragua... majoring in management.

MORE ABOUT JORDAN LUALLEN

- What's on TV: South Park
- What's in my iPod: Casting Crowns
- Favorite flicks: Sweet Home Alabama
- Worst habit: Biting my fingernails
- Favorite meal: Any home cookin'
- Favorite pro sports teams: Denver Broncos; Washington Redskins
- My heroes: Tim Tebow; Rex Grossman; Jesus Christ; my parents
- The professional athlete's poster I had on my wall: Terrell Davis
- The thing I enjoy most about game day: Playing
- The celebrity I'd love to hang with for a night: Tim Tebow



PRESTON LYONS



B-Back / 6-0 / 211 / Jr.-r
Atlanta, Ga. (Marist School/Colgate)

27

One of the biggest surprises of 2009 when he fought his way to the top back-up to Jonathan Dwyer at the B-back position... missed all of spring practice to recover from shoulder surgery but should compete for even more playing time in 2010... emerged as one of Tech's best-blocking running backs... a tough, hard-nosed runner... a local product who transferred to Georgia Tech from Colgate.... made the ACC Academic Honor Roll for 2009-10.

2009 (Sophomore): Emerged in August as the top back-up to Jonathan Dwyer at B-back... played in 13 games... had 30 carries for 139 yards (4.6 ypa) and one touchdown... ran for his first career touchdown - a 31-yard TD run - in the win over Wake Forest (Nov. 7)... finished the Wake game with four carries for 41 yards... rushed six times for 34 yards (5.7

ypa) at Virginia (Oct. 24).

2008: Sat out the season under NCAA transfer rules... played on the scout team.

2007: Played at Colgate in 2007.

High School: A 2007 graduate of the Marist School in Atlanta... lettered and started three years for the War Eagles... played fullback and line-backer for coach Alan Chadwick... served as a game captain in his senior year... carried 184 times for 1,451 yards and 22 touchdowns and caught eight passes for 71 as a senior... rushed for a school record 3,707 career yards and 61 touchdowns... had 4,074 career all-purpose yards... his 2006 team was Georgia state runner up in Class AAAA... was first team all-state, first team all-DeKalb County and first team all-Northside Atlanta... set school records of career rushing yards (3,707) and career touchdowns (61).

Personal: Parents are Coleman and Joanne Lyons of Atlanta... born Aug. 9, 1988 in Greenwich, Conn... has one brother and sister... full name is Preston Zech Lyons... began playing football after tiring of soccer as a kid... majoring in history.



LYONS' CAREER STATISTICS

Year	GP	Rush	Yds	Avg	TD	LP	Rec	Yds	Avg	TD	LP
2009	13-0	30	139	4.6	1	31	0	0	0.0	0	0

CAREER HIGHS

- Rushing Attempts: 6 at Virginia, Oct. 24, 2009
- Rushing Yards: 41 vs. Wake Forest, Nov. 7, 2009
- Rushing Touchdowns: 1 vs. Wake Forest, Nov. 7, 2009
- Longest Rush: 31 vs. Wake Forest, Nov. 7, 2009

2009 GAME-BY-GAME

	Rush	Yds	Avg	TD	LP	Rec	Yds	Avg	TD	LP
Jacksonville State	3	7	2.3	0	3	0	0	0.0	0	0
Clemson	DNP									
at Miami	1	6	6.0	0	6	0	0	0.0	0	0
North Carolina	3	14	4.7	0	7	0	0	0.0	0	0
at Mississippi State	2	4	2.0	0	4	0	0	0.0	0	0
at Florida State	1	4	4.0	0	4	0	0	0.0	0	0
Virginia Tech	2	6	3.0	0	4	0	0	0.0	0	0
at Virginia	6	34	5.7	0	13	0	0	0.0	0	0
at Vanderbilt	3	7	2.3	0	4	0	0	0.0	0	0
Wake Forest	4	41	10.3	1	31	0	0	0.0	0	0
at Duke	2	6	3.0	0	4	0	0	0.0	0	0
Georgia	0	0	0.0	0	0	0	0	0.0	0	0
vs. Clemson	3	10	3.3	0	10	0	0	0.0	0	0
vs. Iowa	0	0	0.0	0	0	0	0	0.0	0	0



B.J. MACHEN



LB / 6-1 / 236 / So.-r
Hilliard, Ohio (Hilliard Darby)

58

A third-year sophomore who should play a significant role at linebacker in Tech's 3-4 defense... was a solid reserve linebacker and played a key role on special teams last season... has great strength, runs well and is rarely knocked down... relentless in pursuit of the football... athletic enough to avoid blockers.

2009 (Freshman): Saw action in 13 games as a reserve linebacker and on special teams... had a pair of tackles including a solo tackle in the season opener against Jacksonville State... recorded a pair of tackles at Vanderbilt (Oct. 31)... had two solo tackles at Duke (Nov. 14).

2008: Redshirted, but traveled with the team to Boston College (Sept. 6) and Virginia Tech (Sept. 13).

13 Consecutive Bowl Appearances ■ 2009 ACC Champions



2010 PLAYER BIOS



High School: Named first team Associated Press Division I All-Ohio... selected the Columbus Dispatch All-Metro Defensive Player of the Year... Rivals ranked him No. 23 among prospects in Ohio and No. 43 nationally among outside linebackers... registered more than 130 tackles to go with five sacks in 13 games as a senior... played in the Big 33 (Ohio vs. Pennsylvania all-stars) Game in June... averaged 13 tackles per game as a junior... led team in tackles, sacks and tackles-for-loss in both 2006 and 2007... led Hilliard Darby to an 11-2 record and the Division I regional final - the school's first playoff appearance... earned three varsity letters in football... also participated two years on the track and wrestling teams.

Personal: Father, Ron, played at Stanford and his grandfather played at Illinois... Born June 8, 1990 in Akron, Ohio... given name is Bijan Christian-Joseph Machen... majoring in Sociology.

MACHEN'S CAREER STATISTICS

Year	G-GS	P-A	Tkl	TFL	Sck	FC	FR	Int	PB
2009	13-0	7-1	8	0	0	0	0	0	0

CAREER HIGHS

Tackles: 2, three times

2009 GAME-BY-GAME

	P-A	TKL	TFL	SCK	FC	FR	INT	PB
Jacksonville State	1-1	2	0	0	0	0	0	0
Clemson	0-0	0	0	0	0	0	0	0
at Miami	0-0	0	0	0	0	0	0	0
North Carolina	DNP							
at Mississippi State	0-0	0	0	0	0	0	0	0
at Florida State	1-0	1	0	0	0	0	0	0
Virginia Tech	0-0	0	0	0	0	0	0	0
at Virginia	1-0	1	0	0	0	0	0	0
at Vanderbilt	2-0	2	0	0	0	0	0	0
Wake Forest	0-0	0	0	0	0	0	0	0
at Duke	2-0	2	0	0	0	0	0	0
Georgia	0-0	0	0	0	0	0	0	0
vs. Clemson	0-0	0	0	0	0	0	0	0
vs. Iowa	0-0	0	0	0	0	0	0	0

MORE ABOUT B.J. MACHEN

What's on TV: MTV; Dave Chappelle
What's in my iPod: Gucci Mane
Favorite flicks: Friday; Avatar; Toy Story 3
Worst habit: I hate to clean my room
First job: Landscaping
Talent I'd like to have: Singing
Favorite meal: Tilapia sandwich
Favorite pro sports teams: Miami Heat
My heroes: My parents
The professional athlete's poster I had on my wall: Mike Tyson
The celebrity I'd love to hang with for a night: Drake
The celebrity some people say I look like: Reggie Bush
I can do this one thing better than almost anyone: Talk to people



STEPHEN MANN

S / 6-0 / 212 / So.-r
 Malabar, Fla. (Palm Bay)



16

A non-scholarship player who joined the team after classes began in August of 2008.

2009 (Redshirt Freshman): Did not see game action.

2008: Redshirted as a true freshman.

High School: Palm Bay High School... earned three varsity letters in football and one in track... played for coach Dan Burke... served one year as team captain... played guard and tackle... was a thrower in track... helped lead Palm Bay to conference and district championships in 2006 and 2007... National Honor Society member.

Personal: Full name is Stephen Alexander Mann... parents are Doug and Susan Mann... born Aug. 22, 1989 in Dunwoody, Ga... Doug graduated from Georgia Tech in 1976... majoring in industrial engineering.

MORE ABOUT STEPHEN MANN

What's on TV: Lost
What's in my iPod: Country
Favorite flicks: Cinderella Man
Worst habit: Work too hard; care too much
First job: Intern doing tons of paperwork
Talent I'd like to have: Play guitar
Favorite meal: Hamburger, bratwurst and french fries
Favorite pro sports teams: Atlanta Falcons; Atlanta Hawks; Atlanta Braves; any Atlanta team
My heroes: Dad and grandfather
The professional athlete's poster I had on my wall: Chipper Jones
The thing I enjoy most about game day: The fans
The celebrity I'd love to hang with for a night: Peyton Manning
I can do this one thing better than almost anyone: Give a speech
One thing most people don't know about me: I'm an Eagle Scout



DENZEL McCOY

DT / 6-3 / 268 / Fr.
 Lawrenceville, Ga. (Northview)



91

A highly-touted true freshman who could provide some needed depth on the defensive line... an excellent student.

High School: Northview HS... rated the 13th-best prospect in the state of Georgia (Rivals)... rated the 16th-best prospect in Georgia (Superprep)... named second team all-region... played in the third annual Offense/Defense All-America Bowl in Myrtle Beach, S.C... set school record for tackles for loss in one game (4)... had 72 tackles, 9 TFL and 7 sacks as a junior in 2008... played four seasons of football, including one year as team captain, under coach Jim Showfety at Northview High School... also played two seasons of basketball.

Personal: Given name is Denzel Lorenzo McCoy... born Dec. 1, 1991 in Greensboro, N.C... previously lived in Ft. Lauderdale, Fla... father, Gary, played football at North Carolina A&T... cousin, Wayne McGarrity, played football at Texas and later for the Dallas Cowboys... began playing football at age 5... wore #72 in high school because he was a big Glen Dorsey fan... chose Tech because of "the great family feel, excellent degree program and the great football program"... considering a major in computer science.

Introduction

2010 Preview

Players

Staff

2009 Review

Records

History



2010 PLAYER BIOS

MORE ABOUT DENZEL McCOY

What's on TV: The Office; The Apprentice; Jersey Shore; ESPN
What's in my iPod: Lil Wayne; Drake; Rick Ross; Alan Jackson; Keith Urban
Favorite flicks: Any Given Sunday; Friday; Rambo; Training Day
First job: Working for an agriculture company
Talent I'd like to have: Fly
Favorite meal: Country fried steak, mashed potatoes, green beans, cornbread
Favorite pro sports teams: St. Louis Rams, Atlanta Hawks, Atlanta Braves
My heroes: God, my father, my mom
The professional athlete's poster I had on my wall: Shawn Merriman
The celebrity I'd love to hang with for a night: Denzel Washington
The celebrity some people say I look like: Shaq
I can do this one thing better than almost anyone: Impressions of others
One thing most people don't know about me: I like country music



DANIEL MCKAYHAN



WR / 6-0 / 198 / So.-r
Decatur, Ga. (Martin Luther King, Jr.) 80



Came on strong at the end of 2009 to be a solid reserve at receiver and part-time kick returner... will try to help fill the void left by the early departure of Demaryius Thomas at receiver... one of several candidates to return kicks in 2010... an athletic player who has significantly improved his strength since coming to Tech.

2009 (Redshirt Freshman): Saw action in seven games as a back-up at wide receiver... also played on special teams... made his first career reception for 18 yards at Duke (Nov. 14)... had three kickoff returns for 76 yards (25.3 ypa) including a long of 41 yards.

2008: Redshirted as a true freshman.

High School: Helped lead Martin Luther King, Jr. HS to a Division 5A championship in 2007... named all-region and all-county honorable mention in 2007... returned punts for a total of 312 yards as a senior... named all-county and all-region in 2006... made four catches in the DeKalb County East vs. West Game... earned three varsity letters in football, where he played wide receiver, quarterback and returned punts and kickoffs... earned one letter in baseball... was on the honor roll every year... member of the National Honor Society.

Personal: Nickname is "DJ"... chose Tech because of excellent academics, it's close to home and an "opportunity to be a part of something great"... was recruited earlier by Paul Johnson's staff at Navy... given name is Daniel Lamons McKayhan... born Jan. 15, 1990 in the golf town of Southern Pines, N.C... has two younger siblings, Dee-Dee and Jae-Jae... majoring in management.

MCKAYHAN'S CAREER STATISTICS

Year	GP-GS	Rush	Yds	Avg	TD	LP	Rec	Yds	Avg	TD	LP
2009	7-0	0	0	0.0	0	0	1	18	18.0	0	18
Returns	KOR	Yds	Avg	TD	LP	PR	Yds	Avg	TD	LP	
2009	3	75	25.4	0	41	0	0	0.0	0	0	

MORE ABOUT DANIEL MCKAYHAN

What's on TV: Call of Duty
What's in my iPod: Gucci Rachi
Worst habit: Swagging too hard
First job: Dental assistant
Talent I'd like to have: Airbrushing
Favorite meal: Mother's lasagna
Favorite pro sports teams: Atlanta Falcons
My heroes: Pamela Corley Barner
The professional athlete's poster I had on my wall: Barry Sanders
The thing I enjoy most about game day: Adrenaline rush through the tunnel
The celebrity some people say I look like: Lil Bow Wow
I can do this one thing better than almost anyone: Make people laugh
One thing most people don't know about me: I can paint and draw



SAM McNEARNEY



A-Back / 5-6 / 160 / Fr.
Atlanta, Ga. (Marist School)

43


A true freshman walk-on who joined practice sessions in August, 2010.

High School: Marist School.

Personal: Plans to major in management.

MORE ABOUT SAM McNEARNEY

What's on TV: Entourage
What's in my iPod: Jay-Z
Favorite flicks: Remember The Titans
First job: Cashier
Favorite meal: Buffalo wings
Favorite pro sports teams: Atlanta Falcons; Atlanta Braves
The professional athlete's poster I had on my wall: Ken Griffey, Jr.
The celebrity I'd love to hang with for a night: Mark Wahlberg
I can do this one thing better than almost anyone: Dance
One thing most people don't know about me: I was born in Kansas



NICK McRAE



OL / 6-3 / 291 / So.-r
Dublin, Ga. (Dublin)

76


Now in his third year with the Yellow Jacket offense... one of several candidates to fill a starting job in 2010 after seeing brief action last season... was highly-touted out of high school... capable of playing guard or center... improved his strength and knowledge of the offense during his redshirt season.

2009 (Redshirt Freshman): Saw action in four games as a reserve on the offensive line... played at Virginia, at Duke, vs. Georgia and against Clemson in the ACC Championship Game.

2008: Redshirted as a true freshman.

High School: A 2007 first team Class 2A all-state selection... also played on Dublin's 2006 state championship basketball team... in the fall of 2006 he led Dublin HS to a state title in football... ranked by Rivals as the 18th-best center prospect nationally... ranked by Superprep as Georgia's No. 45 prospect... earned four varsity letters in football under coach Roger Holmes... played center, defensive tackle and defensive end... served one year as team captain.

Personal: Wore No. 76 in high school - the same number his father, Ronald, wore as a prep... born Oct. 23, 1989 in Dublin, Ga... given name is Nicholas Rashad McRae... has three siblings - Natoya, Jasmine and Josh... majoring in management.



13 Consecutive Bowl Appearances ■ 2009 ACC Champions



2010 PLAYER BIOS

MORE ABOUT NICK McRAE

What's on TV: ESPN
What's in my iPod: T.I.; Young Jeezy
Favorite flicks: Life; Ray
Talent I'd like to have: Play the piano
Favorite meal: Pasta
Favorite pro sports teams: Any team that Shaq is on
My heroes: Mom
The professional athlete's poster I had on my wall: Shaq
The thing I enjoy most about game day: Running out of the tunnel
The celebrity some people say I look like: Morris Chestnut
I can do this one thing better than almost anyone: Shoot a basketball
One thing most people don't know about me: I can play basketball



TYLER MELTON



WR / 6-0 / 206 / Jr.
Houston, Texas (Langham Creek) **84**

Tech's most veteran and experienced wide receiver... started each of his first two seasons opposite Demaryius Thomas... will battle for a starting job again in 2010 and is a candidate to return kicks as well... has improved his downfield blocking skills... each of his previous two seasons have been shortened by injuries... played as a true freshman in 2008 and started the first seven games of his career before suffering a knee injury at Clemson... a part of the 2007 recruiting class and enrolled at Georgia Tech in January of 2008, allowing him to participate in spring drills... has excellent speed and good hands.



2009 (Sophomore): Missed the first four games of the season to recover from a knee injury, then started the final 10 games of 2009 opposite Demaryius Thomas at wide receiver... caught five passes for 46 yards (9.2 ypa)... had two catches for 16 yards vs. Clemson in the ACC Championship Game (Dec. 5)... recorded a 13-yard reception vs. Wake Forest (Nov. 7)... had his first reception of the season, catching a nine-yard pass on Tech's first play of the game, at Virginia (Oct. 24)... threw a key block that led to Josh Nesbitt's go-ahead touchdown in the fourth quarter against Virginia Tech (Oct. 17).

2008 (True Freshman): Began the season as a starter at wide receiver and as Tech's primary punt and kick returner... started the first seven games then was sidelined for three games because of a knee injury suffered in the Oct. 18 Clemson game... returned to action vs. Miami (Nov. 20) and saw limited action the remainder of the season... had five receptions for 53 yards (10.6 yards per reception)... had 15 punt returns for an average of 5.7 yards... had four kickoff returns... recorded six punt returns for 53 yards including a long of 16 yards and one kickoff return for 18 yards vs. Gardner-Webb (Oct. 11)... caught two passes for 31 yards, returned two punts for eight yards and had one 19-yard kickoff return at Virginia Tech (Sept. 13)... caught two passes for 17 yards and returned two punts for 23 yards including a long of 15 at Boston College (Sept. 6)... started the opener vs. Jacksonville State (Aug. 28) and had one catch for five yards.

High School: Named to the Area Top 100 by the Houston Chronicle... a two-time all-district selection... named second team all-state as a junior... had 46 receptions for 518 yards and eight touchdowns as a senior... caught 70 passes for 976 yards and 15 touchdowns as a junior... team MVP for coach Mac Woodfin at Langham Creek High... played four seasons and earned three varsity letters... owns career numbers of 121 receptions, more than 1,750 receiving yards and 25 touchdowns... also played defensive back...

owns the school single-game receiving record with 10 receptions for 170 yards and three touchdowns... also played three seasons on the basketball team.

Personal: Given name is Tyler Sinclair Melton... son of Ed and Sharon Melton... born March 16, 1989 in Raleigh, N.C.... lived previously for a while in Richmond, Va.... has two siblings, Demarco and Loren... hobbies include restoring old cars... a management major.

MELTON'S CAREER STATISTICS

Year	GP-GS	Rush	Yds	Avg	TD	LP	Rec	Yds	Avg	TD	LP
2009	10-10	0	0	0.0	0	0	5	46	9.2	0	13
2008	10-7	0	0	0.0	0	0	5	53	10.6	0	25
TOTAL	20-17	0	0	0.0	0	0	10	99	9.9	0	25
Returns	KOR	Yds	Avg	TD	LP	PR	Yds	Avg	TD	LP	
2009	0	0	0.0	0	0	0	0	0.0	0	0	
2008	4	72	18.0	0	19	15	86	5.7	0	16	
TOTAL	4	72	18.0	0	19	15	86	5.7	0	16	

CAREER HIGHS

Receptions: 2, three times
Yards Receiving: 31 at Virginia Tech, Sept. 13, 2008
Long Reception: 25 at Virginia Tech, Sept. 13, 2008
Kick Returns: 1, four times
Kick Return Yards: 19 at Virginia Tech, Sept. 13, 2008
Longest Kick Return: 19 at Virginia Tech, Sept. 13, 2008
Punt Returns: 6 vs. Gardner-Webb, Oct. 11, 2009
Punt Return Yards: 53 vs. Gardner-Webb, Oct. 11, 2009
Longest Punt Return: 16 vs. Gardner-Webb, Oct. 11, 2009
All-Purpose Yards: 71 vs. Gardner-Webb, Oct. 11, 2009

2009 GAME-BY-GAME

	Rush	Yds	Avg	TD	LP	Rec	Yds	Avg	TD	LP
Jacksonville State	Inj									
Clemson	Inj									
at Miami	Inj									
North Carolina	Inj									
at Mississippi State*	0	0	0.0	0	0	0	0	0.0	0	0
at Florida State*	0	0	0.0	0	0	0	0	0.0	0	0
Virginia Tech*	0	0	0.0	0	0	0	0	0.0	0	0
at Virginia*	0	0	0.0	0	0	1	9	9.0	0	9
at Vanderbilt*	0	0	0.0	0	0	0	0	0.0	0	0
Wake Forest*	0	0	0.0	0	0	1	13	13.0	0	13
at Duke*	0	0	0.0	0	0	0	0	0.0	0	0
Georgia*	0	0	0.0	0	0	1	8	8.0	0	8
vs. Clemson*	0	0	0.0	0	0	2	16	8.0	0	9
vs. Iowa*	0	0	0.0	0	0	0	0	0.0	0	0



CARL MILES



CB / 5-11 / 169 / Fr.-r
Miramar, Fla. (Cypress Bay) **48**

Expected to see significant snaps in his second year in the program... was impressive last season on the scout team... has great range and is a quick-closer.

2009: Redshirted as a true freshman.

High School: Cypress Bay High School... helped lead team to a 20-4 record and back-to-back district championships over his junior and senior seasons... ranked 98th at his position nationally by Scout.com... recorded 36 tackles and five interceptions as a senior en route to All-Broward County honors... selected to play in the Dade vs. Broward All-Star Game... produced 31 tackles and three interceptions as a junior... one of four Cypress Bay HS seniors to sign with FBS schools in 2008... played for coach Mark Guandolo... played two seasons of football and also ran track at Cypress Bay, and served as a team captain for both teams... played football and ran track at St. Thomas Aquinas before transferring to Cypress Bay... helped lead Cypress Bay to two district titles and St. Thomas Aquinas to one district crown

Personal: Selected Georgia Tech because of the academics, the football tradition and the family-like atmosphere... parents are Carl and Susan Miles... full name is Carl Washington Miles... born Nov. 2, 1990 in Miami, Fla... has two younger sisters, Sarah and Stephanie... majoring in management.



2010 PLAYER BIOS

MORE ABOUT CARL MILES

What's on TV: ESPN
What's in my iPod: Bob Marley
Favorite flicks: Shottas; Friday
Favorite meal: Stew peas and rice
Favorite pro sports teams: Miami Dolphins
My heroes: My parents
The thing I enjoy most about game day: The game
The celebrity I'd love to hang with for a night: Chad Ochocinco



JEREMY MOORE



WR / 6-3 / 180 / Fr.-r
Austin, Texas (Lyndon B. Johnson)

83

One of several young wide receivers hoping to fill the void left by the early departure of Demaryius Thomas... a tall, lanky receiver who runs smooth routes and has great hands... one of two receivers on the roster from the Lone Star State, joining Tyler Melton.

2009: Redshirted as a true freshman.

High School: Lyndon B. Johnson High School... had 25 catches for 526 yards and five touchdowns as a senior... averaged 21.0 yards per catch... caught 18 passes and scored six TDs as a junior in 2007... named all-district as a junior... coached by Demo Odens and Claude Mathis... played three seasons of basketball and two seasons of track and field, and finished fifth in the state long jump... led football team to a district title as a senior, a bi-district crown as a junior and a district championship as a sophomore... named to the academic honor roll and won the fine art outstanding achievement award.

Personal: Chose Georgia Tech because of the athletics, the choices of majors and the location... son of Anthony and Mary Moore... full name is Jeremy Lamont Moore... born October 18, 1990 in Austin, Texas... a left-hander... has two siblings, Tiffany and Brandy... began playing Pop Warner football at age five... the first team he played for was called the East Austin Yellow Jackets... wore jersey No. 4 in high school because he idolized former Texas wide receiver Roy Williams... a management major.

MORE ABOUT JEREMY MOORE

What's on TV: The Boondocks
What's in my iPod: Z-Ro
Favorite flicks: Friday; Life
First job: Movie theater
Favorite meal: Soul food; seafood
Favorite pro sports teams: Denver Broncos
The professional athlete's poster I had on my wall: Michael Crabtree
The thing I enjoy most about game day: The experience
The celebrity I'd love to hang with for a night: Lil Wayne
The celebrity some people say I look like: Chris Brown
I can do this one thing better than almost anyone: Dance



JUSTIN MOORE



K / 5-10 / 160 / Fr.
Atlanta, Ga. (Marist School)

86

The first specialist to come to Georgia Tech on scholarship since Paul Johnson's arrival... has a strong leg and makes kicks with great height and accuracy.

High School: Marist School... a two-time all-region selection... 2009 all-state, all-county and a member of the Atlanta Touchdown Club Metro All-Star Team... made 60 percent of his field goal attempts as a senior and 11-of-17 for his career... converted 88 of 89 career PAT attempts including 39-of-39 as a senior... had 48 touchbacks on kickoffs and averaged 42-plus yards punting... holds school record for the longest field goal (50

yards)... holds the school record for best punting average (41.4 ypa)... had 139 career kickoff attempts, including 78 that were touchbacks... earned a top 12 ranking from the prestigious Chris Sailer kicking camp in Las Vegas each of the last three years.

Personal: Full name is Justin William Moore... son of Kevin and Eileen... born Dec. 23, 1991 in Morristown, N.J... enjoys snow skiing, water skiing and golf... plans to major in management.

MORE ABOUT JUSTIN MOORE

What's on TV: SportsCenter
What's in my iPod: Everything
Favorite flicks: Superbad; Forrest Gump
First job: Lifeguard
Talent I'd like to have: Fly
Favorite meal: Steak and mashed potatoes
Favorite pro sports teams: New York Jets; Atlanta Hawks; Atlanta Braves
My heroes: Dad
The professional athlete's poster I had on my wall: Chipper Jones
The celebrity I'd love to hang with for a night: Jonah Hill
I can do this one thing better than almost anyone: Backflip
One thing most people don't know about me: I sing in a band



TYLER MORGAN



LS / 6-3 / 205 / So.
Fayetteville, Ga. (Whitewater)

63



Tech's returning starter at long snapper... actually took over starting duties in the fourth game of 2009... a non-scholarship player... one of seven true freshmen -- and the only walk-on true freshman -- to see action last season... joined the program in August, 2009.

2009 (Freshman): Took over duties as the long snapper for punts in the fourth game of the season vs. North Carolina (Sept. 26) and kept that role the rest of the season... made a solo tackle in his first career game... there were three games in which Tech did not punt -- vs. Florida State, Georgia and Clemson (ACC Championship Game)... one of seven true freshmen -- and the only non-scholarship true freshman -- to play in 2009.

High School: Whitewater High School... played four seasons under coach Amos McCreary... played wide receiver and long snapper... selected all-county and all-region as a senior... an Honor Graduate.

Personal: Full name is Trenton Tyler Morgan... parents are Ted and Terri... born August 23, 1990 in Atlanta... has two brothers -- Drew and Trevor... uncle, Mark Lyles, played football at Jacksonville State... majoring in management.

MORE ABOUT TYLER MORGAN

What's on TV: Entourage
What's in my iPod: Reblution
Favorite flicks: Public Enemies
Worst habit: Can't sit still
First job: Baseball umpire
Talent I'd like to have: Be good at golf
Favorite meal: Mom's chicken pot pie
Favorite pro sports teams: Atlanta Braves; Atlanta Falcons; Atlanta Hawks
My heroes: My dad
The professional athlete's poster I had on my wall: LeBron James
The thing I enjoy most about game day: The crowd
The celebrity I'd love to hang with for a night: SOJA
I can do this one thing better than almost anyone: Snap a football
One thing most people don't know about me: I'm fast

13 Consecutive Bowl Appearances ■ 2009 ACC Champions



2010 PLAYER BIOS



MALCOLM MUNROE



LB / 6-3 / 232 / So.-r
Miami, Fla. (Coral Reef)

42

An athletic player who should be a part of the linebacker rotation and a key member of special teams... played in 12 games last season as a redshirt freshman... versatile enough to play almost any position on defense... has a good mix of size and speed.

2009 (Redshirt Freshman): Played in 12 games as a back-up at linebacker and a contributor on special teams... recorded five tackles and a forced fumble... missed two late season games with an injury... recorded a career-high three tackles in the first game of his career, vs. Jacksonville State (Sept. 5)... also had tackles at Virginia (Oct. 24) and at Vanderbilt (Oct. 31).

2008: Redshirted as a true freshman.

High School: Earned three letters in football at Coral Reef High... earned one letter in track in the 200- and 400-meters... named to the Florida Times-Union Super 75... the No. 36-ranked outside linebacker prospect according to Rivals... ranked by Rivals as the No. 42 prospect in the state of Florida... one of Tech's highest-rated recruits by ESPN... invited to play in the Dade County North-South All-Star Game... earned numerous local awards including the Miami Herald's Dade Top 25, top defensive lineman (team award) and all-camp team... nominated for the National Honor Society.

Personal: Chose Tech because of the football program, the campus atmosphere, the academics, the defensive scheme, and the opportunity to excel off the field... given name is Malcolm Shakajamal Munroe... born March 12, 1990 in Miami... has three siblings... brother, Dorian, played safety at Florida... father, Norman, captained his collegiate cricket team in England... has an uncle who served in government in Guyana... majoring in management.

MUNROE'S CAREER STATISTICS

Year	G-GS	P-A	TKL	TFL	Sck	FC	FR	Int	PB
2009	12-0	2-3	5	0	0	1	0	0	0

CAREER HIGHS

Tackles: 3 vs. Jacksonville State, Sept. 5, 2009
FF: 1 at Virginia, Oct. 24, 2009

2009 GAME-BY-GAME

	P-A	TKL	TFL	SCK	FC	FR	INT	PB
Jacksonville State	1-2	3	0	0	0	0	0	0
Clemson	0-0	0	0	0	0	0	0	0
at Miami	0-0	0	0	0	0	0	0	0
North Carolina	0-0	0	0	0	0	0	0	0
at Mississippi State	0-0	0	0	0	0	0	0	0
at Florida State	0-0	0	0	0	0	0	0	0
Virginia Tech	0-0	0	0	0	0	0	0	0
at Virginia	1-0	1	0	0	1	0	0	0
at Vanderbilt	0-1	1	0	0	0	0	0	0
Wake Forest	0-0	0	0	0	0	0	0	0
at Duke	0-0	0	0	0	0	0	0	0
Georgia	INJ							
vs. Clemson	INJ							
vs. Iowa	0-0	0	0	0	0	0	0	0



MORE ABOUT MALCOLM MUNROE

- What's on TV:** ESPN; NFL Network; UFC; Family Guy
- What's in my iPod:** J. Cole; Drake; Wiz Khalifa; Roscoe Dash
- Favorite flicks:** Remember The Titans; 300; Hot Tub Time Machine
- Worst habit:** Facebook
- Talent I'd like to have:** Be able to backflip and cartwheel
- Favorite meal:** Zaxby's Wings and Things
- Favorite pro sports teams:** Miami Dolphins; Miami Heat
- My heroes:** My dad; Tim Tebow; Darrelle Revis
- The professional athlete's poster I had on my wall:** Ray Lewis
- The thing I enjoy most about game day:** The crowd
- The celebrity I'd love to hang with for a night:** Drake
- The celebrity some people say I look like:** Reggie Bush
- I can do this one thing better than almost anyone:** Play Madden or NCAA Football video games
- One thing most people don't know about me:** I like pop music and techno



QUAYSHAWN NEALY



LB / 6-1 / 220 / Fr.
Lakeland, Fla. (Lakeland)

54

A true freshman linebacker with outstanding speed... should fit in well in Tech's new 3-4 defensive scheme.

High School: Lakeland HS... All-State FSWA 5A Honorable Mention and All-Area Second Team LB... co-Defensive Player of the Year in Polk County... first team all-county... named 2010 Florida Varsity Top 100... as a senior in 2009, recorded 121 tackles (85 unassisted), 25 tackles for loss, one forced fumble, one fumble recovery, three pass break-ups, two interceptions, five sacks, two blocked punts and eight quarterback hurries... career stats: 354 tackles (234 unassisted), 66 tackles for loss, five forced fumbles, three fumble recoveries, six interceptions, 11 sacks, two blocked punts, one blocked field goal... 126 tackles, four sacks and two fumbles caused as a junior in 2008... played four seasons of football including two as team captain under coach William Castle... also played four seasons of basketball... led Lakeland High School to district championships in 2008 and 2009... the 2008 team was the state runner-up, the 2009 team was a 5A state semifinalist.

Personal: Full name is Quayshawn Tyree Nealy... born Aug. 5, 1991 in Winter Haven, Fla... son of Jimmie and Katrina... has two siblings - Zedrick Robinson and Jimmie Nealy, Jr... considering a major in computer science.

MORE ABOUT QUAYSHAWN NEALY

- What's on TV:** BET
- What's in my iPod:** Lil Wayne; Gucci
- Favorite flicks:** Friday
- Worst habit:** Eating after midnight
- First job:** I've never had a job
- Talent I'd like to have:** Play the piano
- Favorite meal:** Chinese food
- My heroes:** My father and God
- The professional athlete's poster I had on my wall:** Ray Lewis
- The celebrity I'd love to hang with for a night:** Dwayne Wade
- The celebrity some people say I look like:** Dwayne Wade
- One thing most people don't know about me:** I play the tuba

Introduction

2010 Preview

Players

Staff

2009 Review

Records

History



2010 PLAYER BIOS



JOSHUA NESBITT

QB / 6-1 / 217 / Sr. Greensboro, Ga. (Greene County)



9

- 2010 Manning Award Watch List
2010 Davey O'Brien Award Watch List
2010 Johnny Unitas Golden Arm Award Watch List
2010 Maxwell Award Watch List
2009 First Team All-ACC
2009 Honorable Mention All-America (SI)

A potential Heisman Trophy candidate in 2010... one of the best clutch performers and toughest players in college football...

2009 (Junior): The first team All-ACC quarterback... emerged as one of the nation's top QBs and his name was mentioned at one point as a Heisman Trophy candidate...



yards - the second-most ever by a Tech quarterback in one season... just the second Yellow Jacket QB to rush for more than 500 yards in a season...

2007 (True Freshman): Saw action in 11 of 13 games as a true freshman... after sitting out September games vs. Boston College and Virginia, he saw action in each of the last nine games of the season...

High School: Rated the top quarterback in the state of Georgia and one of the best in the nation... tabbed to the Scout.com national Hot 100 (No. 76)...

Personal: Full name is Joshua Leonard Nesbitt... parents are David Mapp and Jean Robins...

NESBITT'S CAREER STATISTICS

Table with 2 main sections: Passing and Rushing. Columns include G-GS, Eff, Com-Att, Int, Pct, Yds, TD, LP, PG, TDR.

CAREER HIGHS

Pass Attempts: 24 vs. Louisiana State, Dec. 31, 2008
Pass Completions: 11 at Mississippi State, Oct. 3, 2009
Yards Passing: 266 at Mississippi State, Oct. 3, 2009

2009 GAME-BY-GAME

Table with columns: Opponent, C-A-I, Yds, Avg, TD, LP, Rush, Yds, Avg, TD, LP.

13 Consecutive Bowl Appearances ■ 2009 ACC Champions



2010 PLAYER BIOS

2008 GAME-BY-GAME

	C-A-I	Yds	Avg	TD	LP	Rush	Yds	Avg	TD	LP
Jacksonville State*	5-12	87	17.4	0	39	11	60	5.5	2	34
at Boston College*	6-13	73	12.2	0	19	15	50	3.3	1	30
at Virginia Tech*	5-8-1	109	21.8	1	41	28	151	5.4	1	33
Mississippi State*	0-0-0	0	0.0	0	0	2	29	14.5	0	21
Duke	INJ									
Gardner-Webb	INJ									
at Clemson*	5-12-0	91	18.2	1	35	26	77	3.0	1	10
Virginia*	7-15-1	103	14.7	0	42	12	8	0.7	1	17
Florida State*	4-5-0	55	13.8	0	30	14	61	4.4	0	23
at North Carolina*	10-22-1	97	9.7	0	16	15	62	4.1	0	14
Miami*	3-6-0	24	8.0	0	12	15	93	6.2	1	54
at Georgia*	1-6-1	19	19.0	0	19	18	40	2.2	0	9
vs. Louisiana State*	8-24-1	150	18.8	0	47	16	62	3.9	0	11

MORE ABOUT JOSHUA NESBITT

What's on TV: Meet the Browns
What's in my iPod: Young Dro and Yo Gotti
Talent I'd like to have: Singing
Favorite meal: Pork chops
Favorite pro sports teams: Philadelphia Eagles; Los Angeles Lakers
My heroes: God and my mother
The thing I enjoy most about game day: The fans and the adrenaline rush
The celebrity I'd love to hang with for a night: Hugh Hefner
I can do this one thing better than almost anyone: Compete
One thing most people don't know about me: I can cook



PATRICK NORDMANN

S / 5-9 / 178 / Sr.-r
 Augusta, Ga. (Aquinas)

49



A non-scholarship defensive back from Augusta who joined the team in the spring of 2009.

2009 (Junior): Did not see game action.

High School: Aquinas High School in Augusta.

Personal: A civil engineering major.

MORE ABOUT PATRICK NORDMANN

What's in my iPod: Rap, country and Michael Jackson
Favorite flicks: Gladiator; Dumb and Dumber
Talent I'd like to have: Boxing and playing the piano
Favorite meal: Steak, mashed potatoes, caesar salad, cheesecake
Favorite pro sports teams: Atlanta Falcons, Atlanta Hawks, Atlanta Braves
My heroes: Jesus
The professional athlete's poster I had on my wall: Ken Griffey, Jr.
The thing I enjoy most about game day: The game
The celebrity I'd love to hang with for a night: Chipper Jones



ONU OKEBIE

WR / 6-1 / 184 / Sr.
 Lawrenceville, Ga. (Berkmar)

88



A non-scholarship player from Lawrenceville who joined the team in the spring of 2009... a Dean's List student.

2009 (Junior): Did not see game action.

High School: Berkmar High School in Lawrenceville... played basketball, serving one year as team captain.

Personal: Full name is Onu Precious Okebie... son of Patrick and Grace Okebie... born July

29, 1988 in Lagos, Nigeria... majoring in management... wants to one day be an investment banker.

MORE ABOUT ONU OKEBIE

What's on TV: SportsCenter; Flash Forward
Favorite flicks: Shutter Island
Worst habit: Procrastinating
First job: Kroger
Talent I'd like to have: Swimming
Favorite meal: Steak, mashed potatoes, pineapple juice
Favorite pro sports teams: Boston Celtics
The professional athlete's poster I had on my wall: Kevin Gamett; Chad Ochocinco; Terrell Owens
The thing I enjoy most about game day: Electricity in the locker room
I can do this one thing better than almost anyone: Dress; play Madden



JAMAL PAIGE

WR / 5-9 / 180 / So.-r
 Atlanta, Ga. (Woodward Academy)

49



A local non-scholarship player who has emerged as a key player on special teams... can play wide receiver or A-back... joined the program prior to the 2008 season.

2009 (Redshirt Freshman): Played in 10 games exclusively on special teams... saw action in both postseason games - vs. Clemson in the ACC Championship Game and vs. Iowa in the FedEx Orange Bowl... made a tackle at Mississippi State (Oct. 3).

2008: Redshirted as a true freshman.

High School: Attended Woodward Academy in Atlanta... played four years of football as a running back... was a four-year letterwinner for the basketball team, and for the track team, where he was a sprinter and long jumper... set five school records in track... led track team to a regional championship in 2008... in football, was voted all-region and all-metro in 2007 and 2008... was team MVP in football, basketball and track in 2008... set a school record in 2007 with a 92-yard touchdown return... had a game-winning 87-yard punt return vs. Banneker in 2007... a four-year member of the honor roll... won the Morris Award for Woodward Academy's scholar-athlete... voted Homecoming King in 2008... received the Presidential Award for academics.

Personal: Given name is Jamal Anthony Paige... parents are Anthony and Alma Faye... born May 15, 1990 in Atlanta... has one sister, Alexandra... cousin, Arvin Richards, played tailback at Alabama in the late 1990s... majoring in civil engineering... chose Tech because of the academic programs, the location of the school and the athletics program... began playing football at age 7.

MORE ABOUT JAMAL PAIGE

What's on TV: ESPN
What's in my iPod: Gucci Mane
Favorite flicks: Meet The Parents; Love And Basketball
First job: Football camp counselor
Talent I'd like to have: Singing
Favorite meal: Chicken and rice
Favorite pro sports teams: Los Angeles Lakers
My heroes: My parents
The professional athlete's poster I had on my wall: Michael Jordan
The thing I enjoy most about game day: The fans
The celebrity I'd love to hang with for a night: P. Diddy
The celebrity some people say I look like: Joe Johnson
I can do this one thing better than almost anyone: Crack jokes
One thing most people don't know about me: I'm very funny

Introduction

2010 Preview

Players

Staff

2009 Review

Records

History



2010 PLAYER BIOS



EMBRY PEEPLES



A-Back / 5-10 / 174 / Jr.
Orlando, Fla. (Dr. Phillips)

24

A potential starter at A-back in 2010... a quick and elusive back who is equally dangerous as a runner and receiver... should benefit from Tech's plan to pass more often to the A-backs this fall... has great speed and athleticism... served last season as one of Tech's primary kick returners.

2009 (Sophomore): Emerged as the top back-up at A-back... gained more playing time as the season progressed... played in 13 games and started once... rushed 31 times for 170 yards (5.5 ypa) and had eight receptions for 244 yards (30.5 ypa) and one touchdown... rushed three times for 27 yards against Iowa in the FedEx Orange Bowl (Jan. 5)... rushed five times for 48 yards and had a 37-yard pass reception at Duke (Nov. 14)... enjoyed one of his finest games at Vanderbilt (Oct. 31) when he caught two passes for 117 yards, including an 87-yard TD pass from Joshua Nesbitt; also had three carries for 18 yards and returned three kickoffs for 61 yards for a total of 196 all-purpose yards... had three carries for 20 yards and had a 36-yard pass reception at Florida State (Oct. 10)... a week after not seeing any playing time against North Carolina, saw his most extensive action of the season at Mississippi State (Oct. 3) with three carries for 19 yards and one reception for 19 yards... started the season opener vs. Jacksonville State (Sept. 5) -- his first career start -- and had one rushing attempt and one pass reception.



2008 (True Freshman): Was a top back-up to Roddy Jones and Lucas Cox at A-back... missed five straight games from Oct. 11 through Nov. 8 after injuring his ankle vs. Duke (Oct. 4)... averaged 6.9 yards on 14 carries... had one rushing touchdown... had two rushing attempts for eight yards vs. LSU in the Chick-fil-A Bowl (Dec. 31)... scored the first touchdown of his career and gave Tech a 7-0 lead vs. Mississippi State (Sept. 20)... had six carries for 56 yards against the Bulldogs... had two carries for 18 yards including a long of 15 yards in the season opener vs. Jacksonville State (Aug. 28).

High School: Rushed for 636 yards on 103 carries in 12 games as a senior (6.18 yards per carry)... rushed for five touchdowns... had a pair of receptions for 22 yards... plagued with an injury most of senior year... rushed for 909 yards as a junior including eight consecutive 100-yard games... named to Superprep's All-Florida team... on Rivals' list of top 100 prospects in Florida... Rivals ranked him the No. 38 all-purpose back nationally... ranked by Scout as the No. 69 running back nationally... named the Orlando Touchdown Club Player of the Week in Week 1 after rushing for 223 yards on 21 carries... helped lead Dr. Phillips HS to a district title in 2006... played three seasons of high school football -- two under coach Kevin Pettis and one under Bob Head... ran track for three years... has run a 10.71 in the 100-meters... maintained a high GPA of 3.5 or better each year.

Personal: Selected Georgia Tech because of the academics, location and football tradition... born August 24, 1990 in Miami... given name is Embry James Peeples... cousin, Jameal Cook, played more than two seasons with the Tampa Bay Buccaneers... has two siblings -- Beau and Thi... majoring in management.

PEEPLES' CAREER STATISTICS

Year	GP	Rush	Yds	Avg	TD	LP	Rec	Yds	Avg	TD	LP
2009	13-1	31	170	5.5	0	19	8	244	30.5	1	87
2008	8-0	14	97	6.9	1	15	0	0	0	0	0
TOTAL	21-1	45	267	5.9	1	19	8	244	30.5	1	87
Kick Returns	Att	Yds	Avg	TD	LP						
2009	11	183	16.6	0	33						
2008	0	0	0.0	0	0						
TOTAL	11	183	16.6	0	33						

CAREER HIGHS

Rushing Attempts: 6 vs. Mississippi State, Sept. 20, 2008
Yards Rushing: 56 vs. Mississippi State, Sept. 20, 2008
Longest Rush: 19 at Duke, Nov. 14, 2009
Rushing Attempts: 6 vs. Mississippi State, Sept. 20, 2008
Rushing Touchdowns: 1 vs. Mississippi State, Sept. 20, 2008
Receptions: 2 at Vanderbilt, Oct. 31, 2009; 2 vs. Clemson, Dec. 5, 2009
Receiving Yards: 117 at Vanderbilt, Oct. 31, 2009
Longest Reception: 87 (td) at Vanderbilt, Oct. 31, 2009
Receiving Touchdowns: 1 at Vanderbilt, Oct. 31, 2009
Kick Returns: 3 vs. Virginia Tech, Oct. 17, 2009; 3 at Vanderbilt, Oct. 31, 2009
Kick Return Yards: 61 at Vanderbilt, Oct. 31, 2009
Long Return: ; 33 at Vanderbilt, Oct. 31, 2009
All-Purpose Yards: 196 at Vanderbilt, Oct. 31, 2009

2009 GAME-BY-GAME	Rush	Yds	Avg	TD	LP	Rec	Yds	Avg	TD	LP	
Jacksonville State*	1	0	0.0	0	0	1	14	14.0	0	14	
Clemson	2	8	4.0	0	5	0	0	0.0	0	0	
at Miami	1	3	3.0	0	3	0	0	0.0	0	0	
North Carolina	DNP										
at Mississippi State	3	19	6.3	0	13	1	19	19.0	0	19	
at Florida State	3	20	6.7	0	18	1	36	36.0	0	36	
Virginia Tech	3	-2	-0.7	0	4	0	0	0.0	0	0	
at Virginia	2	2	1.0	0	5	0	0	0.0	0	0	
at Vanderbilt	3	18	6.0	0	6	2	117	58.5	1	87	
Wake Forest	1	(-1)	-1.0	0	0	0	0	0.0	0	0	
at Duke	5	48	9.6	0	19	1	37	37.0	0	37	
Georgia	2	18	9.0	0	12	0	0	0.0	0	0	
vs. Clemson	2	10	5.0	0	7	2	21	10.5	0	13	
vs. Iowa	3	27	9.0	0	14	0	0	0.0	0	0	

2009 KICK RETURNS

	Att	Yds	Avg	TD	LP	APY
Jacksonville State*	0	0	0.0	0	0	14
Clemson	1	14	14.0	0	14	22
at Miami	0	0	0.0	0	0	3
North Carolina	DNP					
at Mississippi State	0	0	0.0	0	0	38
at Florida State	0	0	0.0	0	0	56
Virginia Tech	3	47	15.7	0	23	45
at Virginia	0	0	0.0	0	0	2
at Vanderbilt	3	61	20.3	0	33	196
Wake Forest	1	12	12.0	0	12	11
at Duke	0	0	0.0	0	0	0
Georgia	2	41	20.5	0	25	59
vs. Clemson	0	0	0.0	0	0	31
vs. Iowa	1	8	8.0	0	8	35

MORE ABOUT EMBRY PEEPLES

What's on TV: Fresh Prince
What's in my iPod: Gucci Mane
Favorite flicks: Finding Nemo
Worst habit: Being lazy
Talent I'd like to have: Singing
Favorite meal: Baked beans, ground beef and rice
Favorite pro sports teams: Indianapolis Colts; Orlando Magic; New York Yankees
My heroes: My dad, my mom and my godfather
The professional athlete's poster I had on my wall: Michael Jordan and Michael Vick
The celebrity I'd love to hang with for a night: Gucci Mane
The celebrity some people say I look like: Pastor Troy and Michael Vick
I can do this one thing better than almost anyone: Be lazy

13 Consecutive Bowl Appearances ■ 2009 ACC Champions



2010 PLAYER BIOS

Introduction

2010 Preview

Players

Staff

2009 Review

Records

History



CHARLES PERKINS

RB / 6-0 / 207 / Fr.
Lawrenceville, Ga. (Collins Hill)



21

A true freshman who enrolled at Georgia Tech in January... impressed the coaches right away with his preseason workouts and conditioning... will begin the fall at B-back where he will compete with a number of players for playing time... committed to Georgia Tech in his junior year of high school and remained committed to the Yellow Jackets even though schools from across the country pursued his services.

High School: Rated 4th on the AJC Fab 50 list... rated the 35th-best prospect in Georgia (Superprep)... rated the 34th-best prospect in the state of Georgia (Rivals)... First Team 5A all-state... rushed for over 1,300 yards and 13 touchdowns as a junior in 2008.

Personal: Planning to major in management.

MORE ABOUT CHARLES PERKINS

- What's in my iPod: Don't have one
- Favorite flicks: 300; The Hangover; Shooter
- Worst habit: Too much time playing video games
- First job: Papa John's
- Talent I'd like to have: Wish I could sing
- Favorite meal: Steak and baked potatoes
- Favorite pro sports teams: Los Angeles Lakers
- My heroes: Jesus Christ and my pops
- The professional athlete's poster I had on my wall: Adrian Peterson
- The celebrity I'd love to hang with for a night: Kobe Bryant
- I can do this one thing better than almost anyone: Play Call of Duty
- One thing most people don't know about me: I'm a good drummer



JASON PETERS

DE / 6-4 / 271 / Jr.-r
Baton Rouge, La. (Catholic)



92



A versatile player who has played both defensive end (2008) and defensive tackle (2009) at Georgia Tech... seems to have found a home in Tech's 3-4 defense... was arguably Tech's most outstanding performer of the spring... an intelligent player who has been a solid contributor each of the last two years... has greatly improved his strength... a good student who is extremely active in the Atlanta community.

2009 (Sophomore): Played in 13 games and started four times... started the first three games of the season and the last game of the season... recorded 11 tackles, one tackle for loss, one fumble recovery, one interception and two pass break-ups... had a pair of tackles including a tackle for loss vs. Iowa in the FedEx Orange Bowl (Jan. 5)... recorded a pair of tackles and a pass break-up vs. Georgia (Nov. 28)... missed the Virginia game

(Oct. 24) with an illness... recorded the first interception of his career when he picked off Tyrod Taylor of Virginia Tech (Oct. 17)... had a key fumble recovery in the Florida State game (Oct. 10)... recorded a career-high three tackles in the win over Clemson (Sept. 10).

2008 (Redshirt Freshman): A top back-up at defensive end... had 3.0 sacks, 2.0 tackles-for-loss and one forced fumble... his only tackle vs. Duke (Oct. 4) was a tackle-for-loss... enjoyed an outstanding game vs. Mississippi State (Sept. 20) when he had the first two sacks of his career and forced a Bulldog fumble... saw limited action at Boston College (Sept. 6) and at Virginia Tech (Sept. 13)... came off the bench for one tackle vs. Jacksonville State (Aug. 28).

2007: Redshirted as a true freshman.

High School: The Gatorade Player of the Year in Louisiana... rated the No. 10 prospect in Louisiana by Scout.com and No. 12 by Rivals... ranked No. 13 in the nation among strong-side defensive ends by Rivals... rated No. 28 nationally among all defensive ends by Scout... first team all-state selection in Class 5-A... selected Defensive MVP for District 3-5A... Baton Rouge Advocate Super Dozen... helped Baton Rouge Catholic reach the state semifinals two straight years... had 14 tackles for loss as a senior, plus an interception and two fumble recoveries... team captain for coach Dale Wiener... Academic all-state selection.

Personal: Full name is Jason Douglas Peters... parents are Douglas and Monica Peters... born June 21, 1989... majoring in management.

PETERS' CAREER STATISTICS

Year	G-GS	P-A	Tkl	TFL	Sck	FC	FR	Int	PB
2009	13-4	5-6	11	1.0-2	0-0	0	1-0	1-0	2
2008	10-0	4-1	5	3.0-18	2.0-17	1	0	0	0
TOTAL	23-4	9-7	16	4.0-20	2.0-17	1	1-0	1-0	2

CAREER HIGHS

- Tackles: 3 vs. Clemson, Sept. 10, 2009
- TFL: 2.0 vs. Mississippi St., Sept. 20, 2008
- Sacks: 2.0 vs. Mississippi St., Sept. 20, 2008
- FC: 1 vs. Mississippi St., Sept. 20, 2008
- FR: 1 at Florida State, Oct. 10, 2009
- INT: 1 vs. Virginia Tech, Oct. 17, 2009
- PB: 1 vs. Jacksonville State, Sept. 5, 2009; 1 vs. Georgia, Nov. 28, 2009

2009 GAME-BY-GAME

	P-A	TKL	TFL	SCK	FC	FR	INT	PB
Jacksonville State*	0-1	1	0	0	0	0	0	1
Clemson*	2-1	3	0	0	0	0	0	0
at Miami*	0-1	1	0	0	0	0	0	0
North Carolina	1-1	2	0	0	0	0	0	0
at Mississippi State	0-0	0	0	0	0	0	0	0
at Florida State	0-0	0	0	0	0	1-0	0	0
Virginia Tech	0-0	0	0	0	0	0	1-0	0
at Virginia	INJ							
at Vanderbilt	0-0	0	0	0	0	0	0	0
Wake Forest	0-0	0	0	0	0	0	0	0
at Duke	0-0	0	0	0	0	0	0	0
Georgia	0-2	2	0	0	0	0	0	1
vs. Clemson	0-0	0	0	0	0	0	0	0
vs. Iowa*	2-0	2	1.0-2	0	0	0	0	0

MORE ABOUT JASON PETERS

- What's on TV: Bones; True Blood
- What's in my iPod: Frankie Beverly & Maze
- Favorite flicks: Harlem Nights
- Worst habit: Daydreaming too much
- First job: American Eagle
- Talent I'd like to have: Singing voice or play a musical instrument
- Favorite meal: Fried chicken
- Favorite pro sports teams: Pittsburgh Steelers; Orlando Magic
- The thing I enjoy most about game day: Making plays
- The celebrity I'd love to hang with for a night: Christina Milian
- The celebrity some people say I look like: Tyler Perry
- One thing most people don't know about me: I can cook



2010 PLAYER BIOS



MICHAEL PETERSON

CB / 5-11 / 190 / Jr.-r
Tampa, Fla. (Jesuit)



35

A fourth-year junior defensive back who will challenge for playing time at cornerback... has been a valuable reserve and a special teams player the past two seasons.... made the ACC Academic Honor Roll for 2009-10.

2009 (Sophomore): One of the top reserves in the secondary... played in all 14 games and started two times (vs. Georgia, and vs. Clemson in the ACC title game)... had nine tackles on the season including six solo tackles... had solo tackles at Mississippi State (Oct. 3), Florida State (Oct. 10) and Virginia (Oct. 24)... had a season-high three tackles at Duke (Nov. 14)... made his first career start vs. Georgia (Nov. 28)... recorded a pair of tackles in the ACC Championship Game vs. Clemson (Dec. 5).

2008 (Redshirt Freshman): Recorded 16 tackles, 12 solo tackles, one tackle-for-loss and one pass break-up... came off the bench for a pair of solo tackles in late season wins over No. 13 Georgia and No. 23 Miami (Nov. 20)... stepped in for injured starters Jahi Word-Daniels and Dominique Reese against Florida State (Nov. 1)... had career-highs of six tackles, five solo tackles and a tackle-for-loss against the Seminoles... had a solo tackle vs. Virginia (Oct. 25)... recorded a pair of solo tackles vs. Mississippi State (Sept. 20)... had one solo tackle in the season opener vs. Jacksonville State (Aug. 28).

2007: Redshirted... played a key role on the scout team.
High School: The No. 87-ranked prospect in Florida and one of the nation's Top 40 cornerbacks by Rivals... tabbed St. Petersburg Times Top 25 Bay Area... selected for the Florida North-South All-Star Game and the Hillsborough County All-Star Game... second-team all-county... had 71 tackles as a senior with two interceptions, 11 pass break-ups, three fumbles caused and one fumble recovery... scored six TDs on offense... came from the same Tampa Jesuit program that produced former Yellow Jackets A.J. Smith, Andrew Smith, George Godsey and Will Glover... four-year letterman for coach Joe Ross.

Personal: Full name is Michael Allen Peterson... parents are Pete and Marlene Peterson... born October 30, 1988... majoring in management.



PETERSON'S CAREER STATISTICS

Year	G-GS	P-A	Tkl	TFL	Sck	FC	FR	Int	PB
2009	14-2	6-3	9	0	0	0	0	0	0
2008	12-0	12-4	16	1.0-3	0	0	0	0	1
TOTAL	26-2	18-7	25	1.0-3	0	0	0	0	1

CAREER HIGHS

Tackles: 6 vs. Florida State, Nov. 1, 2008
TFL: 1.0 vs. Florida State, Nov. 1, 2008
PB: 1 vs. Florida State, Nov. 1, 2008

2009 GAME-BY-GAME

	P-A	TKL	TFL	SCK	FC	FR	INT	PB
Jacksonville State	0-0	0	0	0	0	0	0	0
Clemson	0-0	0	0	0	0	0	0	0
at Miami	0-0	0	0	0	0	0	0	0
North Carolina	0-0	0	0	0	0	0	0	0
at Mississippi State	1-0	1	0	0	0	0	0	0
at Florida State	1-0	1	0	0	0	0	0	0
Virginia Tech	0-0	0	0	0	0	0	0	0
at Virginia	1-0	1	0	0	0	0	0	0
at Vanderbilt	0-0	0	0	0	0	0	0	0
Wake Forest	0-0	0	0	0	0	0	0	0
at Duke	1-2	3	0	0	0	0	0	0
Georgia*	0-0	0	0	0	0	0	0	0
vs. Clemson*	1-1	2	0	0	0	0	0	0
vs. Iowa	1-0	1	0	0	0	0	0	0



JARED POLAK

LB / 6-0 / 194 / Fr.-r
Lilburn, Ga. (Parkview)



27

A redshirt freshman invited walk-on who joined the team in August, 2009.

2009: Redshirted as a true freshman.

High School: Parkview High School.

Personal: Majoring in management... last name is pronounced: paul-ick.

MORE ABOUT JARED POLAK

What's on TV: Family Guy
What's in my iPod: Brad Paisley; Josh Turner; Jason Aldean; Wayne; Gucci; Jeezy; Waka Flocka; and all the good oldies
Favorite flicks: All of Will Ferrell's movies; Austin Powers; Tommy Boy; Black Sheep; The Hangover; Step Brothers; Grandma's Boy; Wedding Crashers
Worst habit: Copenhagen
First job: Outback Steak House bus boy
Talent I'd like to have: Play guitar
Favorite meal: Steak and potatoes
Favorite pro sports teams: Atlanta Falcons; Indianapolis Colts; Atlanta Hawks; Miami Heat; Atlanta Braves
The celebrity I'd love to hang with for a night: Will Ferrell



SEAN POOLE

P / 6-1 / 161 / Fr.-r
Tallahassee, Fla. (Chiles)



81

Enters the fall as a back-up to Chandler Anderson at punter... a redshirt freshman invited walk-on who joined the program in August, 2009... also a member of Georgia Tech's baseball team last spring... played in four games as an infielder for the Yellow Jacket baseball team.

2009: Redshirted as a true freshman.

High School: Lawton Chiles High School in Tallahassee, Fla... played four seasons of football under coach John Spradlin... played kicker, punter and holder... also played four seasons of baseball... three-time all-conference and all-area... holds county record for longest punt (73 yards)... won numerous academic honors.

Personal: Full name is Sean Devereaux Poole... parents are Van and Donna... Donna was on the water ski team at Florida State... Van is a former Florida state senator and an actor who has appeared in 20 movies... born Oct. 23, 1990 in Plantation, Fla... has four siblings - Mark, Kelley, Morlah, Hannah... considering a major in management.

MORE ABOUT SEAN POOLE

What's on TV: Family Guy; Las Vegas
What's in my iPod: No Te Veo by Casa De Leones
Favorite flicks: Behind Enemy Lines; Top Gun
Worst habit: Popping my knuckles
First job: Picking up sticks and throwing hay bales on a farm
Talent I'd like to have: Play the guitar
Favorite meal: Steak, pasta, potatoes, green beans
Favorite pro sports teams: San Diego Chargers; Florida Marlins
My heroes: Tony Taylor; Willie Brown; parents
The thing I enjoy most about game day: Running out of the tunnel
The celebrity I'd love to hang with for a night: Adam Sandler
The celebrity some people say I look like: Matthew Fox
One thing most people don't know about me: I was adopted



2010 PLAYER BIOS

Introduction

2010 Preview

Players

Staff

2009 Review

Records

History



CORY PRITCHETT

LS / 6-1 / 267 / Fr.-r
Chatsworth, Ga. (Murray County) **66**



Hoping to compete with Jeff Lentz and Tyler Morgan for long-snapping duties... a redshirt freshman invited walk-on who joined the team in August, 2009.

2009: Redshirted as a true freshman.

High School: Murray County High School... played four seasons of football under coach Josh Lowe... served one year as team captain.. played two seasons of baseball... made the U.S. Army All-State Academic Team... named all-area and honorable mention all-region... chosen to play in the Tennessee/Georgia All-Star Classic.

Personal: Full name is Cory Russell Pritchett... parents are Sandy and Michelle... born July 12, 1991 in Dalton, Ga... has one brother, Hayden... majoring in management.

MORE ABOUT CORY PRITCHETT

- What's on TV:** Tosh.0; SportsCenter
- What's in my iPod:** Pink Floyd
- Favorite flicks:** The Watchmen; Friday Night Lights
- First job:** Recreation league basketball official
- Talent I'd like to have:** Singing
- Favorite meal:** Pizza
- Favorite pro sports teams:** Atlanta Falcons; Atlanta Hawks; Atlanta Braves
- My heroes:** Father, mother, grandfather
- The professional athlete's poster I had on my wall:** Keith Brooking
- The thing I enjoy most about game day:** The traditions and winning
- The celebrity I'd love to hang with for a night:** Taylor Swift
- The celebrity some people say I look like:** Jack Black or Chris Pontius
- I can do this one thing better than almost anyone:** Guitar Hero
- One thing most people don't know about me:** I'm really good with computers



TY RAWLINGS

K / 5-10 / 157 / Jr.-r
Griffin, Ga.
(Spalding/Georgia Military College) **6**



Will challenge for starting kicking duties in 2010... was listed second on the depth chart behind Scott Blair part of last season... a transfer from Georgia Military College who joined the program after classes began in August, 2009.

2009 (Sophomore): Did not see game action.

2008 (Georgia Military College): Played one season of football... transferred to Georgia Military College after playing one season of soccer at Gordon College... played one season of football at GMC under coach Bert Williams... converted 40-of-45 PATs... made 5-of-7 field goal attempts with a long of 32 yards.

High School: Spalding High School, 2007.. attended Spalding for one full year after transferring from Griffin Christian High School... played tennis at Spalding... played four years of soccer, four years of basketball and three years of baseball at Griffin Christian... was a soccer standout and served as team captain two years... helped lead team to a state soccer championship in 2005 and the runner-up spot in 2006... graduated fourth in a class of 271... owned a 4.07 GPA.

Personal: Full name is Tyler Ryan Rawlings... goes by "Ty"... parents are Randy and Sandra... has one sister, Brianna... born Sept. 10, 1989 in Altamonte Springs, Fla.... previously lived in DeBary, Fla... his grandfather attended Georgia Tech... majoring in industrial engineering... considering a career as an ophthalmologist... enjoys the guitar, surfing, singing and cycling... did not begin playing football until after graduating high school.

MORE ABOUT TY RAWLINGS

- What's on TV:** The Office; Lost; SportsCenter
- What's in my iPod:** Frank Sinatra
- Favorite flicks:** Monty Python and the Holy Grail; Back to the Future
- Worst habit:** Over-competitiveness
- First job:** Lifeguard
- Talent I'd like to have:** Golf
- Favorite meal:** Steak, collard greens, cornbread, Italian salad and strawberry pie
- Favorite pro sports teams:** Atlanta Braves, Atlanta Falcons, Manchester United
- My heroes:** Jesus Christ and my father
- The professional athlete's poster I had on my wall:** Ronaldinho
- The thing I enjoy most about game day:** Seeing the "W" on the scoreboard at the end of the game
- The celebrity I'd love to hang with for a night:** Steve Carell or Billy Graham
- I can do this one thing better than almost anyone:** Sudoku
- One thing most people don't know about me:** I can play seven musical instruments



DOMINIQUE REESE

DB / 5-11 / 193 / Sr.-r
Auburn, Ala. (Auburn) **26**



A fifth-year senior leader of the secondary... part of a talented and deep group of defensive backs... a safety throughout his career, Reese could play cornerback this season... enters 2010 having played in 38 career games with 18 starts... has four career interceptions including three in 2008... hopes to have an injury-free season after being plagued with nagging injuries much of 2009... an athletic and vocal player... has outstanding speed and good instincts... was one of the team's top special teams players in 2007.

2009 (Junior): Overcame nagging injuries for a solid junior campaign... played in 13 games and started six times... recorded 28 tackles, 2.0 tackles for loss and 0.5 sacks... had one interception and two pass break-ups... had a half-sack in the FedEx Orange Bowl against Iowa (Jan. 5)... recorded his first interception of the season and the fourth of his career vs. Clemson in the ACC Championship Game (Dec. 5)... had three tackles and a half-tackle for loss at Duke (Nov. 14)... did not start, but played most of the game and had five tackles at Florida State (Oct. 10)... played just one play at Mississippi State (Oct. 3) and sat out the North Carolina game (Sept. 26) due to a shoulder injury... had four solo tackles, six total tackles and a pass break-up at Miami (Sept. 17)... recorded five tackles and a tackle for loss in the season opener vs. Jacksonville State (Sept. 5).

2008 (Sophomore): Started 11 times... slowed the final week of the regular season with a bruised knee but returned to start in the Chick-fil-A Bowl... played on special teams... missed the Florida State game (Nov. 1) after suffering a concussion in the second half of the Virginia game... recorded an interception in three straight games from Oct. 11-25... tied for second on the team in interceptions (3)... had 44 tackles, including 30 solo tackles... had 3.5 tackles-for-loss, two pass break-ups and one forced fumble... suffered a left knee injury in the first half of the Miami game (Nov. 20)... broke up two passes and had four tackles at North Carolina (Nov. 9)... had an outstanding first half vs. Virginia (Oct. 25) with an interception, two tackles-for-loss, six total tackles and five solo tackles... sat out the second half of that game after a head injury... his first-quarter 34-yard interception return for a touchdown at Clemson - Tech's first pick-six since 2006 - gave the Yellow Jackets a 7-0 lead... led the team in tackles (6) and had a tackle-for-loss against the Tigers... recorded seven tackles, including five solo tackles, and hauled in his first career interception vs. Gardner-Webb (Oct. 11)... Tech's leading tackler with four solos and seven total tackles in the season opener vs. Jacksonville State (Aug. 28).

2007 (Redshirt Freshman): Played in all 13 games, primarily on special teams... had 16 tackles on the year including 14 solos... had one pass break-up, one forced fumble and one fumble recovery... had four solo tackles at Notre Dame in the season opener (Sept. 1)... recovered a fumble and returned it 10 yards vs. Samford (Sept. 8)... also had five solo tackles and a pass break-up vs. the Bulldogs... recorded two solo tackles at Maryland (Oct. 6)... made two solo tackles and caused a fumble in the Humanitarian Bowl.

2006: Redshirted as a true freshman.

High School: Prep quarterback who was rated the No. 27 prospect in Alabama by Scout.com... had 1,186 yards and 13 touchdowns passing and 967 yards and nine TDs rushing as a senior... Area MVP as a senior... played for coach Robert Maddox at Auburn HS... also lettered in basketball and played on the state title team in 2005.

Personal: Full name is Dominique Mar-quez Reese... mother is Phyllis Jeter... born May 14, 1988... majoring in management.



2010 PLAYER BIOS

REESE'S CAREER STATISTICS

Year	G-GS	P-A	Tkl	TFL	Sck	FC	FR	Int	PB
2009	13-6	15-13	28	2.0-4	0.5-3	0	0	1-0	2
2008	12-12	30-14	44	3.5-7	0	1	0	3-34	2
2007	13-0	14-2	16	0-0	0	1	1	0-0	1
TOTAL	38-18	59-29	88	5.5-11	0.5-3	2	1	4-34	5

CAREER HIGHS

Tackles: 7 vs. Jacksonville State, Aug. 28, 2008
TFL: 2.0 vs. Virginia, Oct. 25, 2008
Sacks: 0.5 vs. Iowa, Jan. 5, 2010
FR: 1 vs. Samford, Sept. 8, 2007
FC: 1 vs. Fresno State, Dec. 31, 2007, 1 vs. Clemson, Oct. 18, 2008
Interceptions: 1, four times
Longest INT return: 34 (td) at Clemson, Oct. 18, 2008
Pass Break-Ups: 2 at North Carolina, Nov. 8, 2008

2009 GAME-BY-GAME	P-A	TKL	TFL	SCK	FC	FR	INT	PB
Jacksonville State*	4-1	5	1.0-1	0-0	0	0	0	0
Clemson*	1-2	3	0-0	0-0	0	0	0	0
at Miami*	4-2	6	0	0	0	0	0	1
North Carolina	INJ							
at Mississippi State	0-0	0	0	0	0	0	0	0
at Florida State	4-1	5	0	0	0	0	0	0
Virginia Tech*	0-1	1	0	0	0	0	0	0
at Virginia*	0-0	0	0	0	0	0	0	1
at Vanderbilt*	0-1	1	0	0	0	0	0	0
Wake Forest	0-1	1	0	0	0	0	0	0
at Duke	1-2	3	0.5-0	0	0	0	0	0
Georgia	0-1	1	0	0	0	0	0	0
vs. Clemson	0-0	0	0	0	0	0	1-0	0
vs. Iowa	1-1	2	0.5-3	0.5-3	0	0	0	0

MORE ABOUT DOMINIQUE REESE

What's on TV: Jamie Foxx Show
What's in my iPod: Yo Gotti
Favorite flicks: Friday
Worst habit: Talking out of turn
First job: Winn-Dixie
Talent I'd like to have: Singing
Favorite meal: Crab legs
Favorite pro sports teams: Atlanta Falcons
My heroes: Coach Johnson
The professional athlete's poster I had on my wall: Chris Paul
The thing I enjoy most about game day: Playing in the game
The celebrity some people say I look like: Trey Songz
I can do this one thing better than almost anyone: Play Spades



RASHAAD REID




DB / 5-10 / 191 / Jr.
St. Augustine, Fla. (St. Augustine)

28

- 2008 Second Team Freshmen All-America (Sporting News)
- 2008 Second Team Freshmen All-America (Phil Steele)

Possibly Tech's most versatile player in the defensive secondary... has started at safety, corner and nickel... has played in 27 career games with 13 starts... has three career interceptions – all of them coming in 2008... played as a true freshman in 2008, earning second team Freshmen All-America honors.



2009 (Sophomore): Played in 14 games and started five times – three at safety and two at cornerback... had 12 tackles, 1.5 tackles for loss and two pass break-ups... made first start of the season vs. North Carolina (Sept. 26) and responded with three tackles, a half-tackle for loss and a pass break-up... had a pair of tackles at Miami (Sept. 17).

2008 (True Freshman): Made an immediate impact as a true freshman... started the last eight games at cornerback or as the nickel... had three interceptions, tying for second on the team... recorded 45 tackles, 29 solo tackles and 3.0 tackles-for-loss... had two pass break-ups and one fumble recovery... was Tech's second-leading tackler in the Chick-fil-A Bowl vs. LSU (Dec. 31) with six tackles, including five solos... had an outstanding game in the win over No. 23 Miami (Nov. 20)... had six tackles (four solos), two pass break-ups and his third interception of the season... started at cornerback and was a hero in the win over Florida State (Nov. 1)... made three tackles against the Seminoles and recovered an FSU fumble in the end zone when the 'Noles were threatening to take the lead with less than a minute remaining... recorded seven tackles, including six solo tackles, vs. Virginia (Oct. 25)... recorded his second career interception, had a tackle-for-loss and four tackles at Clemson (Oct. 18)... made his first career start vs. Gardner-Webb (Oct. 11) when the Jackets began the game in a nickel package... recorded his first career interception and returned it 14 yards at Boston College (Sept. 6)... missed nearly half of August drills with a hamstring injury.

High School: Named to the Florida Times-Union Super 75... rated as the No. 58 cornerback nationally by Scout.com... played three years of high school football and served one year as team captain... led St. Augustine HS to three consecutive district titles from 2005-07... was on the class 3A state championship team as a sophomore in 2005... also played three years of basketball and ran track for three years... led the track team to district titles in 2006 and 2007 and was all-district in the 4x100 relay... a good student who consistently made the honor roll.

Personal: Selected Tech because of the academics, the football program, a chance to compete for a national championship, and the city of Atlanta... born Dec. 11, 1989 in St. Augustine, Fla... given name is Rashaad Dwayne Reid... has two siblings... cousin, Willie Cooper, played football at Miami... cousin, Quinterrance Cooper, played football at Western Kentucky... majoring in management.

REID'S CAREER STATISTICS

Year	G-GS	P-A	Tkl	TFL	Sck	FC	FR	Int	PB
2009	14-5	7-5	12	1.5-4	0	0	0	0	2
2008	13-8	29-16	45	3.0-7	0	0	1-0	3-23	2
TOTAL	27-13	36-21	57	4.5-11	0	0	1-0	3-23	4

13 Consecutive Bowl Appearances ■ 2009 ACC Champions



2010 PLAYER BIOS

CAREER HIGHS

Tackles: 7 vs. Virginia, Oct. 25, 2008
TFL: 1.0, four times
INTs: 1, three times
FR: 1 vs. Florida State, Nov. 1, 2008
PB: 2 vs. Miami, Nov. 20, 2008
Longest INT Return: 14 at Boston College, Sept. 6, 2008

2009 GAME-BY-GAME	P-A	TKL	TFL	SCK	FC	FR	INT	PB
Jacksonville State	0-1	1	0	0	0	0	0	0
Clemson	0-0	0	0	0	0	0	0	0
at Miami	1-1	2	0	0	0	0	0	0
North Carolina*	1-2	3	0.5-3	0	0	0	0	1
at Mississippi State*	1-0	1	1.0-1	0	0	0	0	0
at Florida State*	0-0	0	0-0	0	0	0	0	0
Virginia Tech	0-0	0	0-0	0	0	0	0	1
at Virginia	0-0	0	0	0	0	0	0	0
at Vanderbilt*	1-1	2	0	0	0	0	0	0
Wake Forest*	2-0	2	0	0	0	0	0	0
at Duke	1-0	1	0	0	0	0	0	0
Georgia	0-0	0	0	0	0	0	0	0
vs. Clemson	0-0	0	0	0	0	0	0	0
vs. Iowa	0-0	0	0	0	0	0	0	0

MORE ABOUT RASHAAD REID

What's on TV: ESPN; BET
What's in my iPod: Gucci Mane; Young Jeezy; T.I.
Favorite flicks: Life; The Hangover; Juice
Worst habit: Eat too fast; sleep too much
Talent I'd like to have: Play piano
Favorite pro sports teams: Jacksonville Jaguars; Miami Heat
My heroes: My dad
The thing I enjoy most about game day: The challenge
The celebrity some people say I look like: Soulja Boy
One thing most people don't know about me: I play the drums



LANCE RICHARDSON



S / 6-2 / 206 / Fr.-r
Ware Shoals, S.C. (Ware Shoals)

43

A sound safety with good size and outstanding range... redshirted as a true freshman and will compete for playing time in 2010... recruited to play defensive back but has the skills to play at the A-back position on offense.

2009: Redshirted as a true freshman.

High School: Ware Shoals High School... led team to four consecutive regional championships... earned all-state honors and played in the North-South All-Star Game in 2008... a four-time all-region selection... recorded 82 tackles and seven interceptions on defense and had 1,129 yards of total offense and 25 touchdowns on offense in 2008... produced 3,429 yards of total offense and 63 touchdowns, and 160 tackles and 18 interceptions for his career... played for coach Jeff Murdock, earning four varsity letters and serving one year as team captain... also played four years of basketball.

Personal: Chose Georgia Tech because of the education, the city of Atlanta, and the football program... full name is Lance Leon Richardson... son of Willie Richardson and Anjenet Leverett... born Sept. 21, 1990 in Greenwood, S.C... a left-hander... has one older sibling, Terrance... Terrance played football for four years at Newberry College... active in the FCA... majoring in management.

MORE ABOUT LANCE RICHARDSON

What's on TV: The Michael Vick Project
What's in my iPod: Lil Boosie
Favorite flicks: Face/Off
Talent I'd like to have: Singing
Favorite meal: Chicken
Favorite pro sports teams: Tennessee Titans
My heroes: Terrance Leverett (brother)
The professional athlete's poster I had on my wall: Michael Vick
The thing I enjoy most about game day: The crowd
The celebrity I'd love to hang with for a night: Lil Boosie
The celebrity some people say I look like: Michael Vick
I can do this one thing better than almost anyone: Rap



ALBERT ROCKER



OLB / 6-1 / 231 / Jr.-r
New Market, Ala. (Sparkman)

44

A fourth-year junior who has played linebacker and on the defensive line... moved from linebacker to an undersized defensive tackle in the spring of 2009... brought exceptional speed to the defensive line, where he was a solid reserve last season... an active member of special teams... has played in 25 career games... a highly-touted prospect out of high school... made the ACC Academic Honor Roll for 2009-10.



2009 (Sophomore): Saw back-up duty on the defensive line as well as on special teams... played in all 14 games... recorded six tackles... recorded a career-high three tackles in the season opener against Jacksonville State (Sept. 5)... had solo tackles at Miami (Sept. 17) and vs. Virginia Tech (Oct. 17).

2008 (Redshirt Freshman): Served as a back-up at linebacker and a member of special teams... recorded three solo tackles on the season... had a tackle-for-loss in the Duke game (Oct. 4)... recorded solo tackles vs. Mississippi State (Sept. 20) and Jacksonville State (Aug. 28).

2007: Redshirted as a true freshman... learned a great deal practicing with current NFL linebackers Philip Wheeler and Gary Guyton.

High School: Rated the No. 8 prospect in Alabama by SuperPrep and No. 11 by Scout.com... All-Metro and all-region selection as well as a second-team all-state honoree... collected 14 sacks as a senior... also had 80 tackles, eight tackles-for-loss, 15 quarterback hurries, three forced fumbles, two fumble recoveries and three pass break-ups... team captain for coach Roger Haynes at Sparkman High.

Personal: Full name is Albert Rocker, III ... parents are Albert and Sheri Rocker... born November 28, 1988... majoring in management.

ROCKER'S CAREER STATISTICS

Year	G-GS	P-A	Tkl	TFL	Sck	FC	FR	Int	PB
2009	14-0	3-3	6	0	0	0	0	0	0
2008	11-0	3-0	3	1.0-1	0	0	0	0	0
TOTAL	25-0	6-3	9	1.0-1	0	0	0	0	0

CAREER HIGHS

Tackles: 3 vs. Jacksonville State, Sept. 5, 2009
TFL: 1.0 vs. Duke, Oct. 4, 2008

2009 GAME-BY-GAME	P-A	TKL	TFL	SCK	FC	FR	INT	PB
Jacksonville State	1-2	3	0	0	0	0	0	0
Clemson	0-1	1	0	0	0	0	0	0
at Miami	1-0	1	0	0	0	0	0	0
North Carolina	0-0	0	0	0	0	0	0	0
at Mississippi State	0-0	0	0	0	0	0	0	0
at Florida State	0-0	0	0	0	0	0	0	0
Virginia Tech	1-0	1	0	0	0	0	0	0
at Virginia	0-0	0	0	0	0	0	0	0
at Vanderbilt	0-0	0	0	0	0	0	0	0
Wake Forest	0-0	0	0	0	0	0	0	0
at Duke	0-0	0	0	0	0	0	0	0
Georgia	0-0	0	0	0	0	0	0	0
vs. Clemson	0-0	0	0	0	0	0	0	0
vs. Iowa	0-0	0	0	0	0	0	0	0

Introduction

2010 Preview

Players

Staff

2009 Review

Records

History



2010 PLAYER BIOS

MORE ABOUT ALBERT ROCKER

What's on TV: SportsCenter
What's in my iPod: Lil Wayne
Favorite flicks: Scarface; Any Given Sunday; Belly; Friday Night Lights
First job: McDonald's
Talent I'd like to have: Singing
Favorite meal: Anything at the AA
Favorite pro sports teams: Chicago Bulls
My heroes: My mother
The professional athlete's poster I had on my wall: Michael Jordan
The thing I enjoy most about game day: The win and the locker room celebration
The celebrity I'd love to hang with for a night: Chad Ochocinco
The celebrity some people say I look like: Morris Chestnut



DeSHON SCOTT

A-Back / 5-10 / 185 / Fr.-r
Fort Worth, Texas (Central Gwinnett) 29



A redshirt freshman walk-on who joined the team after classes began in August, 2009.
2009: Redshirted as a true freshman.

High School: Central Gwinnett High School... played four seasons of football and earned three varsity letters... played running back... an honor roll student... three-time winner of student-athlete award.

Personal: Full name is Ulric DeShon Scott... parents are Ulric and Jackie... born June 25, 1991 in Dallas, Texas... has one brother, Blake... moved to Lawrenceville (Ga.) after growing up in Fort Worth, Texas... one day wants to be a cardiologist... enjoys mixed martial arts... majoring in biology.

MORE ABOUT DeSHON SCOTT

What's on TV: Family Guy; Fresh Prince
Favorite flicks: Bad Boys; Hulk
Worst habit: Procrastinating
First job: Kroger bag boy
Talent I'd like to have: Dancing
Favorite meal: Anything with the family
Favorite pro sports teams: Dallas Cowboys; Cleveland Cavaliers
My heroes: My parents
The professional athlete's poster I had on my wall: LeBron James and Adrian Peterson
The thing I enjoy most about game day: The atmosphere right before kickoff
The celebrity I'd love to hang with for a night: Adrian Peterson
The celebrity some people say I look like: Will Smith
I can do this one thing better than almost anyone: Generate conversation from nothing
One thing most people don't know about me: I was born very premature



DAVID SCULLY

K / 6-2 / 183 / Fr.-r
Dawsonville, Ga. (Dawson County) 10



A redshirt freshman walk-on kicker who joined the team after classes began in August, 2009.

2009: Redshirted as a true freshman.

High School: Dawson County High School... earned three varsity letters in football under coach Jeff Lee... also played four years of soccer, serving two years as team captain... served as class president as a senior.

Personal: Full name is David Clarke Scully... parents are Michael and Melinda... has two siblings -- Shane and Brigid... born Nov. 8, 1990 in Newark, Del... previously lived in New Castle, Del., and Dallas, Texas... considering a major in biochemistry... enjoys kayaking.

MORE ABOUT DAVID SCULLY

What's on TV: Mythbusters
What's in my iPod: Kid Cudi
Favorite flicks: Monty Python and the Holy Grail
First job: Packaging
Favorite meal: Kraft macaroni and cheese
Favorite pro sports teams: Manchester United
My heroes: Pops
The professional athlete's poster I had on my wall: Roy Keane
The celebrity I'd love to hang with for a night: Will Ferrell
The celebrity some people say I look like: Mark Sanchez
I can do this one thing better than almost anyone: Play video games
One thing most people don't know about me: My saint name is Jude



TANNER SHIRAH

OL / 6-3 / 315 / Fr.
Locust Grove, Ga. (Luella) 65



A true freshman non-scholarship player who joined the team in August, 2010.

High School: Luella HS.

Personal: Considering a major in management.

MORE ABOUT TANNER SHIRAH

What's on TV: Family Guy
What's in my iPod: August Burns Red; A Day To Remember; Bring Me The Horizon
Favorite flicks: Avatar; Kung fu movies; bad sci-fi films
First job: Camp counselor
Talent I'd like to have: To be able to do a handstand
Favorite meal: Mom's bacon and blue cheese hamburger
Favorite pro sports teams: Atlanta Falcons; Atlanta Braves; Atlanta Hawks
My heroes: My mom and dad
The celebrity I'd love to hang with for a night: Russell Brand



DAVID SIMS

QB / 6-0 / 213 / Fr.-r
St. Matthews, S.C. (Calhoun County) 16



One of the young candidates to emerge as the back-up to All-ACC senior quarterback Joshua Nesbitt... a dual-threat quarterback who fits nicely into Paul Johnson's system... an excellent athlete who was a playmaker on both sides of the ball in high school.

2009: Redshirted as a true freshman.

High School: Calhoun County HS... a Scout.com 3-star recruit... No. 54 QB in the nation (Scout.com)... No. 20 athlete in the nation (ESPN.com)... finalist for South Carolina Mr. Football award... second team all-state selection for all classifications... named ESPN's National High School Player of the Week... played in South Carolina's North-South All-Star Game... passed for over 1,000 yards and rushed for more than 1,000 yards as a senior in 2008... threw for 1,492 yards and 19 touchdowns, rushed for 895 yards and 11 TDs, picked off five passes including two for touchdowns as a junior in 2007... holds school records for total offense in a season (3,900), passing touchdowns (37), career passing yards (5,800) and career rushing yards (2,800)... led CCHS to three regional championships and Sims was 28-6 as a starter during his career... coached by Walter Wilson, earning four varsity letters in football including two seasons as team captain... also played two seasons of basketball.

Personal: Son of David Sims, Sr. and Carolyn Jackson... full name is David O'Briann Sims... born Sept. 14, 1990 in Orangeburg, S.C... began playing football at age 11... may want to pursue a career as a sports agent... majoring in management.

13 Consecutive Bowl Appearances ■ 2009 ACC Champions



2010 PLAYER BIOS

MORE ABOUT DAVID SIMS

What's on TV: NFL Network
What's in my iPod: Lil Wayne; Young Jeezy; T.I.; Ludacris
Favorite flicks: The Wood; Friday
Favorite meal: Rice, cornbread, corn fried pork chops
Favorite pro sports teams: New England Patriots; New Orleans Saints; Cleveland Cavaliers
My heroes: Jesus and my mom
The professional athlete's poster I had on my wall: Tom Brady; Marshall Faulk
The thing I enjoy most about game day: The fans
The celebrity I'd love to hang with for a night: Lil Wayne
I can do this one thing better than almost anyone: Play Spades; analyze sports
One thing most people don't know about me: I played drums in the band



QUENTIN SIMS

WR / 6-3 / 202 / So.-r
 Cincinnati, Ohio (Colerain)



23

An exceptional athlete who plays a number of roles for the Yellow Jackets... will help fill the void at wide receiver left by Demaryius Thomas... was a back-up at wide receiver in 2009... had no receptions, but had two rushing attempts for 19 yards... played last season on a number of special teams... an outstanding quarterback in high school, he could also get a look at QB this fall... spent part of last fall practicing with the quarterbacks.

2009 (Redshirt Freshman): A reserve wide receiver who played on a number of special teams... played in 12 games... had no receptions but had two rushing attempts for 19 yards... recorded seven special teams tackles including four solos... spent part of the season practicing at the quarterback position... had both rushing attempts for 19 yards in the season opener against Jacksonville State (Sept. 5)... recorded two tackles at Duke (Nov. 14)... had two tackles in the ACC Championship Game vs. Clemson (Dec. 5).

2008: Redshirted as a true freshman... almost shed the redshirt Sept. 13 at Virginia Tech when two Jacket receivers were out with injuries.

High School: Played for one of Ohio's top prep programs... Colerain went 12-1 in 2007 and finished No. 14 in USA Today's National Super 25... had 24 receptions for 313 yards and two touchdowns in 2007... rushed 75 times for 764 yards and seven touchdowns... moved to quarterback during the state playoffs in place of an injured starting QB... led Colerain to conference championships in 2004, 2005, 2006 and 2007... won district championships in 2004 and 2006... was part of the 2004 state championship team... earned nine varsity letters, three in football, four in track and two in basketball... was a sprinter and high-jumper on the track team... a second team all-conference selection in 2007 as a running back... had a memorable season opener as a senior in 2007... playing quarterback, he rushed for 228 yards on 12 carries, was 3-for-3 passing with two TDs, with one of the TDs going to his younger brother, Damon... was a two-time all-conference selection in track... member of the high school student senate.

Personal: Selected Tech because of the Management program, the football team, coaching staff and the city of Atlanta... earned a national championship in karate in 2000... father, Fred Sims, was a running back at Oklahoma in 1981 and 1982... born July 11, 1990 in Tucson, Ariz. ... a sociology major.

SIMS' CAREER STATISTICS

Year	GP	Rush	Yds	Avg	TD	LP	Rec	Yds	Avg	TD	LP
2009	12-0	2	19	9.5	0	12	0	0	0.0	0	0

MORE ABOUT QUENTIN SIMS

What's on TV: Martin; Heroes
What's in my iPod: Drake; Currency; Wiz Khalifa
Favorite flicks: Avatar; Iron Man; Hitch
Worst habit: Procrastination
Talent I'd like to have: Singing
Favorite meal: Five Guys burgers
My heroes: My parents
The professional athlete's poster I had on my wall: Michael Jordan
The thing I enjoy most about game day: The fans
The celebrity I'd love to hang with for a night: LeBron James
The celebrity some people say I look like: Blake Griffin
I can do this one thing better than almost anyone: Take pictures



ORWIN SMITH

A-Back / 6-0 / 202 / So.
 Phenix City, Ala. (Central)



17

A gifted athlete who will challenge for a job as a starting A-back... was one of seven true freshman to see action in 2009... served as Tech's primary kick returner and a reserve A-back... holds Georgia Tech single-season records for kickoff returns (37) and kickoff return yards (888)... "We need to find ways to get him on the field," Paul Johnson said in the preseason... a very strong runner, productive as a slashing, straight-line ball-carrier ... comes from the same high school as former Yellow Jacket senior guard Cord Howard.

2009 (Freshman): Was a key contributor as a true freshman... served as Tech's primary kick returner and a back-up at A-back... had 37 kickoff returns for 88 yards (24.0 ypa)... ranked seventh in the ACC and 63rd nationally... ranked fourth on the team in all-purpose yardage (67.1 ypg)... rushed five times for 26 yards and had two receptions for 26 yards... had a career-high six kickoff returns for 117 yards vs. Clemson in the ACC Championship Game (Dec. 5)... had an 83-yard kickoff return and 139 all-purpose yards at Duke (Nov. 14)... had three carries for 20 yards and three kickoff returns for 55 yards at Vanderbilt (Oct. 31)... had four kick returns for 111 yards at Miami (Sept. 17).

High School: Central HS... rushed for 1,252 yards on 214 carries and scored 18 touchdowns as a senior... his 18 touchdowns in 2008 tied a school record... as a junior, rushed for 1,278 yards and 12 touchdowns... a first team all-state selection, two-time All-Bi-City and two-time team MVP... played in the Alabama-Mississippi All-Star Classic... coached by Ron Nelson, earning three varsity letters as a running back... also ran track for four years (sprinter) and played basketball for three seasons.

Personal: Chose Tech because of the academics, the football program and Atlanta... son of Stacy Henry and Monica Smith... full name is Orwin Dante Smith... has two siblings, Robert and Malik... began playing football at age seven... majoring in management.

SMITH'S CAREER STATISTICS

Year	GP	Rush	Yds	Avg	TD	LP	Rec	Yds	Avg	TD	LP
2009	14-0	5	26	5.2	0	12	2	26	13.0	0	21
Kick Returns	Att	Yds	Avg	TD	LP						
2009	37	888	24.0	0	83						



Introduction

2010 Preview

Players

Staff

2009 Review

Records

History



2010 PLAYER BIOS

CAREER HIGHS

Rushing Attempts: 3 at Vanderbilt, Oct. 31, 2009
Yards Rushing: 20 at Vanderbilt, Oct. 31, 2009
Long Rush: 12 at Vanderbilt, Oct. 31, 2009
TD Rushing: None
Receptions: 1 vs. Jacksonville State, Sept. 5, 2009; 1 vs. North Carolina, Sept. 26, 2009
Yards Receiving: 21 vs. Jacksonville State, Sept. 5, 2009
Longest Reception: 21 vs. Jacksonville State, Sept. 5, 2009
TD Receptions: None
Kick Returns: 6 vs. Clemson, Dec. 5, 2009
Kick Return Yards: 139 at Duke, Nov. 14, 2009
Long Return: 83 at Duke, Nov. 14, 2009
All-Purpose Yards: 139 at Duke, Nov. 14, 2009

2009 GAME-BY-GAME	Rush	Yds	Avg	TD	LP	Rec	Yds	Avg	TD	LP
Jacksonville State	1	5	5.0	0	5	1	21	21.0	0	21
Clemson	0	0	0.0	0	0	0	0	0.0	0	0
at Miami	0	0	0.0	0	0	0	0	0.0	0	0
North Carolina	1	1	1.0	0	1	1	5	5.0	0	5
at Mississippi State	0	0	0.0	0	0	0	0	0.0	0	0
at Florida State	0	0	0.0	0	0	0	0	0.0	0	0
Virginia Tech	0	0	0.0	0	0	0	0	0.0	0	0
at Virginia	0	0	0.0	0	0	0	0	0.0	0	0
at Vanderbilt	3	20	6.7	0	12	0	0	0.0	0	0
Wake Forest	0	0	0.0	0	0	0	0	0.0	0	0
at Duke	0	0	0.0	0	0	0	0	0.0	0	0
Georgia	0	0	0.0	0	0	0	0	0.0	0	0
vs. Clemson	0	0	0.0	0	0	0	0	0.0	0	0
vs. Iowa	0	0	0.0	0	0	0	0	0.0	0	0

2009 KICK RETURNS

	Att	Yds	Avg	TD	LP	APY
Jacksonville State	3	85	28.3	0	38	111
Clemson	5	94	18.8	0	21	94
at Miami	4	111	27.8	0	36	111
North Carolina	1	24	24.0	0	24	30
at Mississippi State	3	50	16.7	0	22	50
at Florida State	3	86	28.7	0	31	86
Virginia Tech	0	0	0.0	0	0	0
at Virginia	2	38	19.0	0	24	38
at Vanderbilt	3	55	18.3	0	25	45
Wake Forest	2	52	26.0	0	29	52
at Duke	3	139	46.3	0	83	139
Georgia	0	0	0.0	0	0	0
vs. Clemson	6	117	19.5	0	26	117
vs. Iowa	2	37	18.5	0	20	37

MORE ABOUT ORWIN SMITH

What's on TV: Forensic Files
What's in my iPod: Lil Wayne; Jay-Z
Favorite flicks: Wanted
Talent I'd like to have: Singing
Favorite meal: Pasta
Favorite pro sports teams: Tennessee Titans; Portland Trailblazers
My heroes: Jesus Christ
The professional athlete's poster I had on my wall: Ricky Williams
The thing I enjoy most about game day: Family and friends can come watch me what I do best
The celebrity some people say I look like: Omar Epps
One thing most people don't know about me: I love electronics -- taking things apart and building back



PHIL SMITH

OT / 6-5 / 287 / So.-r
Tampa, Fla. (Jesuit)



61

Will be a strong candidate to start if he can fully recover from a knee injury that kept him out of spring practice... coming off a solid redshirt freshman season in which he began the year as a top back-up at tackle before starting three games late in the season... possesses good speed for a player his size.

2009 (Redshirt Freshman): A top reserve and part-time starter on the offensive line as a redshirt freshman... suffered a season-ending injury in the ACC Championship Game vs. Clemson (Dec. 5) and did not play in the FedEx Orange Bowl... played in 13 game and started four times... started the final three games of the regular season and the ACC Championship Game after starter Austin Barrick went down with an injury.



2008: Redshirted as a true freshman.

High School: Earned all-county honors in 2007... selected All-Hillsborough County second team... earned all-state honors by the FSWA as an offensive tackle... rated the No. 56 prospect nationally at offensive tackle by Scout.com... recorded six sacks on the defensive line as a junior... earned two varsity letters in football at defensive end, offensive tackle and tight end... also earned two letters in basketball as an imposing center... served one year as captain of the basketball team... recorded a triple-double as a sophomore with 18 points, 13 re-

bounds and 11 blocked shots against Berkeley Prep... selected for the student council as a senior... attended same high school as current Yellow Jacket Michael Peterson.

Personal: Born July 24, 1990 in Tampa... given name is Philip Wallace Smith... father, Mark, played football for four years at Nicholls State... has a younger brother, Brad... a management major.

MORE ABOUT PHIL SMITH

What's on TV: Burn Notice; South Park
What's in my iPod: Rebellion; SOJA; Kid Cudi; among others
Favorite flicks: Gran Torino; Lucky Number Slevin
Worst habit: Bad handwriting
First job: I worked at Coldstone Creamery
Talent I'd like to have: I wish I could be as smooth as Preston Lyons
Favorite meal: Porterhouse steak and potatoes
Favorite pro sports teams: Tampa Bay Bucs; Orlando Magic; Tampa Bay Rays; Tampa Bay Lightning; Chelsea FC
My heroes: My dad; Mike Alstott; John Lynch
The professional athlete's poster I had on my wall: Derrick Brooks
The thing I enjoy most about game day: Winning
The celebrity I'd love to hang with for a night: Stone Cold Steve Austin
I can do this one thing better than almost anyone: Play FIFA



RYAN SPARLIN

LB / 6-0 / 220 / Fr.
Kennesaw, Ga. (Harrison)



57

A true freshman walk-on who joined the team for practice in August, 2010.

High School: Harrison HS.

Personal: Considering a major in computational media.

MORE ABOUT RYAN SPARLIN

What's on TV: Speed Channel
What's in my iPod: Blink-182
Favorite flicks: Grandma's Boy; The Hangover; Pineapple Express
Worst habit: Biting my nails
Talent I'd like to have: Do magic
Favorite meal: Asian style
Favorite pro sports teams: All Atlanta teams
My heroes: My dad
The professional athlete's poster I had on my wall: Casey Stoner
The celebrity I'd love to hang with for a night: Natalie Portman
I can do this one thing better than almost anyone: Handstand
One thing most people don't know about me: I have a street bike



2010 PLAYER BIOS



ROD SWEETING

CB / 6-0 / 181 / So.
Locust Grove, Ga. (Luella)



6

A young cornerback who saw playing time last season as a freshman... will battle some veterans for a starting job at corner in 2010... a likely candidate to play on special teams... came to Tech after a standout prep career.

2009 (Freshman): One of seven true freshmen to see action... played in all 14 games as a reserve in the secondary and on special teams... recorded eight tackles including seven solo tackles... had a tackle in his first career game vs. Jacksonville State (Sept. 5)... recorded two solo tackles at Mississippi State (Oct. 3)... had a pair of solo tackles at Florida State (Oct. 10).

High School: Luella HS... a Scout.com 4-star recruit... No. 22 CB in the nation (Scout.com)... No. 28 safety in the nation (ESPN.com)... 2008 Georgia Class 5A first team all-state selection, and a two-time first team all-region... earned Golden Helmet Award for academic and athletic performance and was team MVP in 2008... played in the Offense-Defense All-American Game in Myrtle Beach, S.C... had 36 receptions for 723 yards and 10 TD's as a senior... defensively, had 58 tackles and two interceptions and also served as a kickoff and punt returner... junior season had 58 tackles, one interception, one blocked field goal, one fumble recovery and a 99-yard kickoff return... coached by Paul Burgdorf... earned three varsity letters in football and served two years as team captain.

Personal: Chose Georgia Tech because of the education, the athletics and the coaching staff... son of Norris and Williesia Toomer... full name is Roderick Hilary Sweeting... born Sept. 28, 1990 in Miami... has two siblings, Garrett Toomer and Tyrikka Hudson... uncle, John Henry, played basketball at Oral Roberts... enjoys riding horses and four-wheelers... started playing football at age eight... majoring in management.

SWEETING'S CAREER STATISTICS

Year	G-GS	P-A	Tkl	TFL	Sck	FC	FR	Int	PB
2009	14-0	7-1	8	0	0	0	0	0	0

CAREER HIGHS

Tackles: 2 at Mississippi State (Oct. 3, 2010); 2 at Florida State (Oct. 10, 2010)

2009 GAME-BY-GAME

	P-A	TKL	TFL	SCK	FC	FR	INT	PB
Jacksonville State	1-0	1	0	0	0	0	0	0
Clemson	0-0	0	0	0	0	0	0	0
at Miami	0-0	0	0	0	0	0	0	0
North Carolina	0-0	0	0	0	0	0	0	0
at Mississippi State	2-0	2	0	0	0	0	0	0
at Florida State	2-0	2	0	0	0	0	0	0
Virginia Tech	1-0	1	0	0	0	0	0	0
at Virginia	0-0	0	0	0	0	0	0	0
at Vanderbilt	0-0	0	0	0	0	0	0	0
Wake Forest	0-0	0	0	0	0	0	0	0
at Duke	1-0	1	0	0	0	0	0	0
Georgia	0-0	0	0	0	0	0	0	0
vs. Clemson	0-1	1	0	0	0	0	0	0
vs. Iowa	0-0	0	0	0	0	0	0	0

MORE ABOUT ROD SWEETING

What's on TV: ESPN; NFL Network
What's in my iPod: Lil Wayne; Brisco
Favorite flicks: Friday Night Lights
First job: Lawn care
Talent I'd like to have: Singing
Favorite meal: Pork chops or fried chicken
Favorite pro sports teams: Miami Dolphins
My heroes: God
The thing I enjoy most about game day: Yellow Jacket Alley
The celebrity I'd love to hang with for a night: Deion Sanders



STEVEN SYLVESTER

LB / 6-2 / 238 / Jr.
McDonough, Ga. (Union Grove)



34

Went from a reserve linebacker as a true freshman in 2008 to an eight-game starter as a sophomore in 2009... could possibly play inside or outside in Tech's new 3-4 defense... coming off a solid sophomore campaign in which he had 40 tackles, 4.0 tackles for loss, 3.0 sacks and a fumble recovery... has natural tools of a linebacker but also the skills to play running back... a strong tackler who consistently knocks ball carriers backwards.

2009 (Sophomore): Started eight times and played in all 14 games at outside linebacker... recorded 40 tackles, 4.0 tackles for loss, 3.0 sacks and one fumble recovery... recorded four tackles including a career high 1.5 sacks against Iowa in the FedEx Orange Bowl... recorded four tackles, a half-tackle for loss and a fumble recovery vs. Georgia (Nov. 28)... produced four tackles and a sack of Wake Forest quarterback Riley Skinner (Nov. 7)... recorded six tackles, including five solo tackles, at Virginia (Oct. 24)... had seven tackles, 1.0 sacks and 0.5 tackles for loss vs. Virginia Tech (Oct. 17)... produced five tackles, including four solo tackles, at Florida State (Oct. 10).

2008 (True Freshman): Scrapped the redshirt in the second game and was a solid back-up at outside linebacker... saw action in every game (12 games) after taking off the red-shirt... had 11 tackles, including eight solo tackles... recorded four tackles, including three solo tackles, vs. Gardner-Webb (Oct. 11)... recorded three tackles, including two solo tackles, vs. Mississippi State (Sept. 20)... saw significant action against Boston College (Sept. 6) and made one solo tackle.

High School: Ranked by Superprep as Georgia's No. 21 prospect... ranked No. 26 in the same category by Rivals... Rivals ranked him the 26th-best prospect nationally at inside linebacker... Scout.com ranked him 23rd nationally as a weakside linebacker... named first team all-region as a senior and second team as a sophomore and junior... selected to play in the Georgia North-South All-Star Game... scored four touchdowns in his final high school game... earned four varsity letters in football under coaches Bill Hobbs and Mike McDonald... also earned three letters in basketball as a power forward... former teammate of Georgia Tech junior linebacker Kyle Jackson... was vice-president of the student body... homecoming king as a senior... received the Coca-Cola Award for outstanding athletic and academic achievement.

Personal: Born October 18, 1989 in Enterprise, Ala... once lived in Seattle... given name is Steven Joseph Sylvester... majoring in sociology.

SYLVESTER'S CAREER STATISTICS

Year	G-GS	P-A	Tkl	TFL	Sck	FC	FR	Int	PB
2009	14-8	23-17	40	4.0-22	3.0-19	0	1	0	0
2008	12-0	8-3	11	0	0	0	0	0	0
TOTAL	26-8	31-20	51	4.0-22	3.0-19	0	1	0	0

CAREER HIGHS

Tackles: 7 vs. Virginia Tech, Oct. 17, 2009

TFL: 1.5 vs. Iowa, Jan. 5, 2010

Sacks: 1.5 vs. Iowa, Jan. 5, 2010

FR: 1 vs. Georgia, Nov. 28, 2009

2009 GAME-BY-GAME

	P-A	TKL	TFL	SCK	FC	FR	INT	PB
Jacksonville State	1-1	2	0	0	0	0	0	0
Clemson	0-1	1	0	0	0	0	0	0
at Miami	0-0	0	0	0	0	0	0	0
North Carolina	1-1	2	0	0	0	0	0	0
at Mississippi State	3-0	3	0	0	0	0	0	0
at Florida State*	4-1	5	0	0	0	0	0	0
Virginia Tech*	2-5	7	1.0-6	0.5-4	0	0	0	0
at Virginia*	5-1	6	0	0	0	0	0	0
at Vanderbilt*	0-0	0	0	0	0	0	0	0
Wake Forest*	3-1	4	1.0-7	1.0-7	0	0	0	0
at Duke*	0-1	1	0	0	0	0	0	0
Georgia*	1-3	4	0.5-1	0	0	1	0	0
vs. Clemson*	0-1	1	0	0	0	0	0	0
vs. Iowa	3-1	4	1.5-8	1.5-8	0	0	0	0

Introduction

2010 Preview

Players

Staff

2009 Review

Records

History



2010 PLAYER BIOS

MORE ABOUT STEVEN SYLVESTER

What's on TV: Fresh Prince
What's in my iPod: Lil Wayne; Gucci Mane; Lloyd
Favorite flicks: ATL; The Wood; Friday Night Lights
First job: Cutting grass
Talent I'd like to have: Drawing
Favorite meal: Mom's fried chicken, macaroni and cheese and field peas
Favorite pro sports teams: Atlanta Braves; Cleveland Cavaliers; Atlanta Hawks; Pittsburgh Steelers
My heroes: My parents and my brother
The professional athlete's poster I had on my wall: Michael Jordan
The thing I enjoy most about game day: The energy
The celebrity I'd love to hang with for a night: P Diddy
The celebrity some people say I look like: Jett Jackson
I can do this one thing better than almost anyone: Sing
One thing most people don't know about me: I am shy



CHRIS TANNER

K-P / 6-0 / 178 / So.-r
Norcross, Ga. (Norcross)



17

Gained valuable experience last season when he kicked in three games, including two as the starter... a non-scholarship local product who could push for the job at kicker and/or punter.

2009 (Freshman): The top back-up at placekicker... played in three games... took over place-kicking duties late in the North Carolina game (Sept. 24) and attempted every PAT in the next two games... was a perfect 14-of-14 on PATs... did not attempt a field goal... made his only PAT at North Carolina (Sept. 24)... was 6-of-6 on PATs at Mississippi State (Oct. 3)... kicked a career-high seven PATs at Florida State (Oct. 10).

2008: A walk-on who joined the team after classes began in August.

High School: Norcross HS... earned two varsity letters in football... played for coach Keith Maloof... helped lead Norcross to regional championships in 2006 and 2007... named to the 2007 Gwinnett County all-star team... broke three school records that had stood since 1956 --- field goals made in a season (12 in 2006), PATs in a season (42 in 2006), field goals in one game (3 in 2007 vs. Northview)... kicked a 47-yard field goal with 20 seconds left to put the game into triple-overtime in 2006... served as executive vice-president of the student council... a member of the honor roll.

Personal: Full name is James Christopher Tanner... parents are Richard and Kathy Tanner... Richard graduated from Georgia Tech in 1979... born in Tampa, Fla., on Jan. 23, 1990... majoring in economics and international affairs... post-school ambition is to be an economist... chose Tech because of the opportunity to kick for the Yellow Jackets; the academics and business program; and because his father attended Tech.

TANNER'S CAREER STATISTICS

KICKING	XP-A	FG-A	Pct	1-19	20-29	30-39	40-49	50+	Lg	Blk
2009	14-14	0-0	0.0	0-0	0-0	0-0	0-0	0	0	0

CAREER HIGHS

PATs: 7 at Florida State, Oct. 10, 2010
 Points Scored: 7 at Florida State, Oct. 10, 2010

2009 SCORING

	XP-A	FG-A	1-19	20-29	30-39	40-49	50+	Lg	Blk
North Carolina	1-1	0-0	0-0	0-0	0-0	0-0	0-0	0	0
at Mississippi State	6-6	0-0	0-0	0-0	0-0	0-0	0-0	0	0
at Florida State	7-7	0-0	0-0	0-0	0-0	0-0	0-0	0	0



JERRARD TARRANT

DB / 6-1 / 205 / Jr.-r
Carrollton, Ga. (Carrollton)



37

A returning starter in the second and one of the most electrifying punt returners in the nation... moved to safety from cornerback in the fall. scored all four of Tech's non-offensive touchdowns in 2009 -- two by punt return, one by interception return and one by fumble return... extremely athletic... re-joined the team in the spring of 2009 after sitting out all of 2008, suspended from the team while awaiting the result of a legal issue that was cleared earlier this year.

2009 (Sophomore): Was a starter at cornerback and was one of the nation's top punt returners... played in 14 games and started 10 times... recorded 58 tackles and 1.5 tackles for loss... was responsible for all four of Tech's non-offensive touchdowns with two punt returns, one interception return and one fumble return... ranked third in the ACC and 12th nationally in punt return average, and had two punt return touchdowns... had two interceptions with one in each of the last two games of the season... recovered two fumbles and forced one fumble... had six pass break-ups... had 21 punt returns for 281 yards (13.4 ypa)... ranked third in the ACC and 13th nationally in punt return average... recorded his first career interception and returned it 50 yards, plus five tackles and a pass break-up vs. Clemson in the ACC Championship Game (Dec. 5)... recorded nine tackles, a half-tackle for loss and a pass break-up at Florida State (Oct. 10)... picked up a fumble and returned it 40 yards for a touchdown -- his third TD of the season -- and added three solo tackles at Mississippi State (Oct. 3)... was the first Yellow Jacket to return a fumble for a touchdown since Oct. 6, 2007 (Darrell Robertson vs. Maryland) and had the longest fumble return for a TD since 1998... led the team in tackles (9), including five solo tackles at Miami (Sept. 17)... returned a punt 85 yards for a touchdown against Clemson (Sept. 10) -- the sixth-longest punt return in Georgia Tech history... also had seven tackles and two pass break-ups against the Tigers... became the first Tech player to return punts for touchdowns in consecutive games since Jonathan Smith in 2003... had a debut to remember in the season opener against Jacksonville State (Sept. 5)... returned a punt 68 yards for a touchdown -- Tech's first punt return for a TD since 2004 -- added another return for 26 yards, and had four tackles at the cornerback position.

2008 (Redshirt Freshman): Participated in spring drills and entered the season as a candidate to start in the secondary... was suspended indefinitely, however, because of a legal issue.

2007: Redshirted as a true freshman.

High School: A first-team all-state honoree in Class AAA at both defensive back and return specialist... rated the No. 43 prospect in Georgia by Rivals and No. 47 by Scout.com... Top 50 in Georgia selection by the Atlanta Journal-Constitution and the Macon Telegraph... coached by Rayvan Teague at Carrollton High... had 53 tackles, six interceptions and 12 pass break-ups as a senior... also played wide receiver (34 catches, 569 yards, four touchdowns) and returned punts and kickoffs.



13 Consecutive Bowl Appearances ■ 2009 ACC Champions



2010 PLAYER BIOS

Personal: Full name is Jerrard DaShawn Tarrant... parents are Reico and Tricia North... born May 29, 1989... a management major.

TARRANT'S CAREER STATISTICS

Year	G-GS	P-A	Tkl	TFL	Sck	FC	FR	Int	PB	
2009	14-10	39-19	58	1.0-5	0	1	2-40	2-90	6	
Returns	KOR	Yds	Avg	TD	LP	PR	Yds	Avg	TD	LP
2009	0	0	0.0	0	0	21	281	13.4	2	85

CAREER HIGHS

Tackles: 9 at Miami, Sept. 17, 2009; 9 at Florida State, Oct. 10, 2009
TFL: 0.5 vs. North Carolina, Sept. 26, 2009; 0.5 at Florida State, Oct. 10, 2009
INT: 1 vs. Clemson, Dec. 5, 2009; 1 vs. Iowa, Jan. 5, 2010 (40-yard touchdown)
FR: 1 at Mississippi State, Oct. 3, 2009 (40-yard touchdown); 1 at Virginia, Oct. 24, 2009
PB: 2 vs. Clemson, Sept. 10, 2009
Punt Returns: 4 at Duke, Nov. 14, 2009
Punt Return Yards: 87 vs. Jacksonville State, Sept. 5, 2009
Longest Punt Return: 85 (TD) vs. Clemson, Sept. 10, 2009

2009 GAME-BY-GAME	P-A	TKL	TFL	SCK	FC	FR	INT	PB	PR	Yds	Avg	TD	LP	APY
Jacksonville State*	3-1	4	0	0	0	0	0	0	3	87	29.0	1	68	87
Clemson*	4-3	7	0	0	0	0	0	2	1	85	85.0	1	85	85
at Miami*	5-4	9	0	0	0	0	0	0	0	0	0.0	0	0	0
North Carolina*	2-1	3	0.5-4	0	0	0	0	0	3	15	5.0	0	11	11
at Mississippi State*	3-0	3	0	0	0	1-40	0	0	0	0	0.0	0	0	0
at Florida State*	4-5	9	0.5-1	0	0	0	0	1	0	0	0.0	0	0	0
Virginia Tech*	0-0	0	0-0	0	0	0	0	0	1	12	12.0	0	12	12
at Virginia*	0-1	1	0-0	0	0	1-0	0	0	2	0	0.0	0	2	0
at Vanderbilt	2-0	2	0	0	0	0	0	0	2	-3	-1.5	0	2	0
Wake Forest	1-1	2	0	0	0	0	0	1	3	32	10.7	0	22	32
at Duke*	2-1	3	0	0	0	0	0	0	4	44	11.0	0	22	44
Georgia	3-1	4	0	0	0	0	0	0	0	0	0.0	0	0	0
vs. Clemson	4-1	5	0	0	0	0	1-50	1	0	0	0.0	0	0	0
vs. Iowa*	6-0	6	0	0	1	0	1-40	1	2	9	4.5	0	6	49

MORE ABOUT JERRARD TARRANT

What's on TV: ESPN
What's in my iPod: Waka Flocka; Flame
Favorite flicks: Major Payne; Scarface
Favorite meal: Shepherd's pie
Favorite pro sports teams: Atlanta Hawks; Atlanta Falcons
My heroes: My mom and dad
The professional athlete's poster I had on my wall: Deion Sanders
The thing I enjoy most about game day: Making big plays
The celebrity I'd love to hang with for a night: Nicki Minaj
The celebrity some people say I look like: Nick Cannon
I can do this one thing better than almost anyone: Return punts

COOPER TAYLOR

S / 6-5 / 220 / So.-r
Atlanta, Ga. (Marist School)

22


- **2008 Second Team All-ACC (Rivals)**
- **2008 Honorable Mention Freshman All-America (College Football News)**
- **2008 Rivals National Freshman of the Week (Nov. 3)**

His return this fall should be a shot in the arm to defensive coordinator Al Groh's defense... played a significant role as a true freshman in 2008 and started the first three games of 2009 before being diagnosed with Wolff-Parkinson-White Syndrome, which caused him to miss the rest of the season... returned to action in spring practice... a fundamentally sound player with surprising speed... received a medical hardship from the ACC in June and will have three years of eligibility remaining.

2009 (Sophomore): Started the first three games of the season before being diagnosed with Wolff-Parkinson-White Syndrome, which caused him to sit out the rest of the season... was diagnosed after an extremely high heartbeat in the Sept. 17 Miami game... had 16 tackles and one interception in the first three games of the season... produced his second career interception and recorded eight tackles in the win over Clemson (Sept. 10)... recorded six tackles in the season opener vs. Jacksonville State (Sept. 5)... debuted a brand-new Mohawk haircut for the season opener.

2008 (True Freshman): Named second team All-ACC by Rivals and honorable mention Freshman All-America by College Football News... ranked second on the team and sec-

ond among all ACC freshmen in tackles (69), including 45 solo tackles, despite starting just three games... his three starts came against Florida State, Miami and Georgia... had two forced fumbles, one interception and two pass break-ups... one of three true freshmen to play on defense... recorded four solo tackles in the Chick-fil-A Bowl vs. LSU (Dec. 31)... was Tech's leading-tackler (9) in the win at 13th-ranked Georgia (Nov. 29)... recorded three solo tackles and a pass break-up vs. No. 23 Miami (Nov. 20)... earned National Freshman of the Week honors by Rivals.com after his performance vs.



Florida State (Nov. 1)... with FSU driving for the go-ahead touchdown and less than one minute remaining, Taylor forced a Seminole fumble near the goal line, securing Tech's 31-28 win... had his first career interception and returned it 28 yards against the 'Noles... paced the team with 10 tackles, including eight solo tackles against FSU... tied for a team-high with 11 tackles, including eight solos, plus one pass break-up vs. Virginia (Oct. 25)... played the majority of the game at Virginia Tech (Sept. 13) and recorded nine tackles... played close to 50 snaps at Boston College (Sept. 6)... had six tackles, including three solo tackles, against the Eagles... had impressive career debut vs. Jacksonville State (Aug. 28)... recorded three tackles, including two solo tackles, and forced a fumble.

High School: Ranked by Scout.com as the No. 78 prospect nationally at safety... a two-time all-state and all-county selection... earned three varsity letters in football... played a variety of positions on the prep level including receiver, free safety, running back and quarterback... led team to the state championship game and a regional championship in 2006... broke the school single-season interception record in '06.

Personal: Born April 14, 1990 in Atlanta... given name is Cooper Austin Taylor... the son of former Georgia Tech quarterback Jim Bob Taylor, who went on to play for the Baltimore Colts in 1983... majoring in management.

TAYLOR'S CAREER STATISTICS

Year	G-GS	P-A	Tkl	TFL	Sck	FC	FR	Int	PB
2009	3-3	7-9	16	0	0	0	0	1-0	0
2008	13-3	45-24	69	0	0	2	0	1-28	2
TOTAL	16-6	52-33	85	0	0	2	0	2-28	2

CAREER HIGHS

Tackles: 11 vs. Virginia, Oct. 25, 2008
Fumbles Caused: 1 vs. Jacksonville State, Aug. 28, 2008, 1 vs. Florida State, Nov. 1, 2008
PB: 1 vs. Virginia, Oct. 25, 2008, 1 vs. Miami, Nov. 20, 2008
INT: 1 vs. Florida State, Nov. 1, 2008; 1 vs. Clemson, Sept. 10, 2009
Longest INT return: 28 vs. Florida State, Nov. 1, 2008

2009 GAME-BY-GAME	P-A	TKL	TFL	SCK	FC	FR	INT	PB
Jacksonville State*	2-4	6	0	0	0	0	0	0
Clemson*	3-5	8	0	0	0	0	1-0	0
at Miami*	2-0	2	0	0	0	0	0	0
North Carolina	INJ							
at Mississippi State	INJ							
at Florida State	INJ							
Virginia Tech	INJ							
at Virginia	INJ							
at Vanderbilt	INJ							
Wake Forest	INJ							
at Duke	INJ							
Georgia	INJ							
vs. Clemson	INJ							
vs. Iowa	INJ							

Introduction

2010 Preview

Players

Staff

2009 Review

Records

History



2010 PLAYER BIOS

MORE ABOUT COOPER TAYLOR

What's on TV: Entourage
What's in my iPod: Johnny Cash
Worst habit: Not cleaning my room
First job: Coach at football camp
Favorite meal: Sushi
Favorite pro sports teams: Indianapolis Colts
My heroes: Dad
The professional athlete's poster I had on my wall: Peyton Manning
The thing I enjoy most about game day: Running out of the tunnel
The celebrity I'd love to hang with for a night: Mike Iaconelli
The celebrity some people say I look like: Drago from Rocky IV
I can do this one thing better than almost anyone: Fish and hunt
One thing most people don't know about me: Unbeatable in FIFA

MORE ABOUT JEMEA THOMAS

What's on TV: NFL Network
What's in my iPod: Everything
Worst habit: Hating
First job: Working for the city of Fitzgerald
Favorite pro sports teams: Denver Broncos
The thing I enjoy most about game day: The crowd support
The celebrity I'd love to hang with for a night: Lil Wayne



JEMEA THOMAS



DB / 5-10 / 190 / So.
Fitzgerald, Ga. (Fitzgerald)

38




OMOREGIE UZZI



OG / 6-3 / 300 / So.-r
Lithonia, Ga. (Chamblee)

77



13 Consecutive Bowl Appearances ■ 2009 ACC Champions

A talented, athletic defender who will compete for a starting job and could be an active member of special teams... learned a great deal last season as the back-up to Morgan Burnett at safety... played in every game in 2009... a smooth, natural athlete who can play on either side of the ball... moved from A-back to defensive back in August, 2009... an in-state product who enjoyed an outstanding prep career.

2009 (Freshman): Served as the top back-up to Morgan Burnett at the rover position... came off the bench to record 10 tackles, a fumble recovery and a pass break-up... recorded three tackles, including an impressive takedown on a kickoff, vs. Georgia (Nov. 28)... had two tackles in the win at Vanderbilt (Oct. 31)... recovered a Jacksonville State fumble in his first collegiate game on Sept. 5... one of seven true freshmen to play key roles in 2009... moved from A-back to defensive back in early August.

High School: Fitzgerald High School... a Scout.com 3-star recruit... 2008 Class AA Defensive Player of the Year (AJC)... Class AA first team all-state selection (GHSA and AJC), all-district and was named to the North-South All-Star Classic roster... rushed 59 times for 51.8 yards (8.8 yards per carry) and seven touchdowns in 2008... defensively, had 140 tackles (84 solo) with three blocked field goals and four Interceptions... coached by Robbie Pruitt... also ran track.

Personal: Chose Georgia Tech because "it's the perfect place," the Yellow Jacket players and because it is close to home... full name is Jemea I. Thomas... born April 7, 1990 in Fitzgerald, Ga... has five older siblings... brother, Fabian Daniel, played football at Shorter College... began playing football at age nine... a management major.

THOMAS' CAREER STATISTICS

Year	G-GS	P-A	Tkl	TFL	Sck	FC	FR	Int	PB
2009	14-0	5-5	10	0	0	0	1-0	0	1

CAREER HIGHS

Tackles: 3 vs. Georgia, Nov. 28, 2009
 FR: 1 vs. Jacksonville State, Sept. 5, 2009
 PB: 1 at Duke, Nov. 14, 2009

2009 GAME-BY-GAME

	P-A	TKL	TFL	SCK	FC	FR	INT	PB
Jacksonville State	1-0	1	0	0	0	1-0	0	0
Clemson	0-0	0	0	0	0	0	0	0
at Miami	1-0	1	0	0	0	0	0	0
North Carolina	0-1	1	0	0	0	0	0	0
at Mississippi State	0-1	1	0	0	0	0	0	0
at Florida State	0-0	0	0	0	0	0	0	0
Virginia Tech	0-0	0	0	0	0	0	0	0
at Virginia	0-0	0	0	0	0	0	0	0
at Vanderbilt	2-0	2	0	0	0	0	0	0
Wake Forest	0-1	1	0	0	0	0	0	0
at Duke	0-0	0	0	0	0	0	0	1
Georgia	1-2	3	0	0	0	0	0	0
vs. Clemson	0-0	0	0	0	0	0	0	0
vs. Iowa	0-0	0	0	0	0	0	0	0

High School:

The ninth-rated offensive guard prospect nationally according to Scout.com... a first team all-state selection in 2007... also named to the Atlanta Journal-Constitution's All-Citywide Team... a 2007 U.S. Army All-American and played in the U.S. Army All-American Bowl... chosen to play in the first Dekalb County Senior All-Star Game... named most outstanding lineman at Chamblee High School... helped lead Chamblee to a 12-2 record in 2007 - the most wins in school history... Chamblee advanced to the state semifinals and earned a final state ranking of No. 3... was instrumental in Chamblee rushing for 4,267 yards (7.5 yards per carry) and 60 touchdowns in 2007... as a junior in 2006, Uzzi recorded 70 tackles and two sacks.

Personal: Majoring in management... pronunciation: o-more-gay ooze-E.

MORE ABOUT OMOREGIE UZZIE

What's on TV: SportsCenter; Jamie Foxx; The Game; Fresh Prince
What's in my iPod: Gucci Mane; Young Dro
Favorite flicks: Juice; Life; Coming To America; Friday; Ray
Worst habit: Procrastination
First job: Working at my mom's pharmacy
Talent I'd like to have: Singing
Favorite meal: Spaghetti
Favorite pro sports teams: Atlanta Hawks
My heroes: Mother and father
The professional athlete's poster I had on my wall: Shaq; Michael Vick
The thing I enjoy most about game day: Winning
The celebrity I'd love to hang with for a night: Lauren London
The celebrity some people say I look like: 50 Cent



2010 PLAYER BIOS

Introduction

2010 Preview

Players

Staff

2009 Review

Records

History



LOGAN WALLS

DT / 6-2 / 295 / Jr.-r
Dawsonville, Ga. (Dawson County) **96**



■ 2009 ACC All-Academic Team

A returning starter on the defensive line... recorded 25 tackles, 3.0 tackles for loss, 2.0 sacks and one forced fumble in 2009... a tough player who overcame heart surgery in the summer of 2008 to be a solid contributor as a redshirt freshman... his brothers, Lance and Levi, were on the Yellow Jacket roster in 2008.... made the ACC Academic Honor Roll for 2009-10.



2009 (Sophomore): Took over starting duties at defensive tackle in late September... played in 14 games and started 10 times... recorded 25 tackles, 3.0 tackles for loss, 2.0 sacks and one forced fumble... had four tackles and a solo sack vs. Georgia (Nov. 28)... recorded four tackles and a half-tackle for loss vs. Wake Forest (Nov. 7)... made first career start vs. North Carolina (Sept. 26) and has started the last six games...

recorded four tackles and caused a fumble at Vanderbilt (Oct. 31)... had his first career sack at Virginia (Oct. 24)... matched a career-high with three tackles and added his first career tackle for loss in the win over fourth-ranked Virginia Tech (Oct. 17)... recorded three tackles, including two solo tackles, at Miami (Sept. 17).

2008 (Redshirt Freshman): A reserve at defensive tackle...played in the second half in the win over No. 23 Miami (Nov. 20)... saw second-half action in the 38-7 win vs. Mississippi State (Sept. 20)... saw his first career action and made a tackle in the season opener vs. Jacksonville State (Aug. 28).

2007: Redshirted the season after battling through injury.

High School: Rated among the Top 30 players in Georgia by Rivals (No. 22) and Super-Prep (No. 29)... ranked the No. 30 defensive tackle in the nation by Rivals... tabbed to the Top 50 in Georgia by both the Atlanta Journal-Constitution and the Macon Telegraph... honorable mention all-state selection in Class AA... PrepStar all-region... coached by Jeff Lee at Dawson County High.

Personal: Full name is Logan Spencer Timothy Walls... parents are Wyatt Bales and Terina Walls... son of the late Sandy Walls... born Nov. 8, 1988... majoring in management.

WALLS' CAREER STATISTICS

Year	G-GS	P-A	Tkl	TFL	Sck	FC	FR	Int	PB
2009	14-10	10-15	25	3.0-11	2.0-8	1	0	0	0
2008	3-0	0-1	1	0	0	0	0	0	0
TOTAL	17-10	10-16	26	3.0-11	2.0-8	1	0	0	0

CAREER HIGHS

Tackles: 4, three times

TFL: 1.0 at Virginia, Oct. 24, 2009; 1.0 vs. Georgia, Nov. 28, 2009

Sacks: 1.0 at Virginia, Oct. 24, 2009; 1.0 vs. Georgia, Nov. 28, 2009

FC: 1 at Vanderbilt, Oct. 31, 2009

2009 GAME-BY-GAME

	P-A	TKL	TFL	SCK	FC	FR	INT	PB
Jacksonville State	0-1	1	0	0	0	0	0	0
Clemson	0-0	0	0	0	0	0	0	0
at Miami	2-1	3	0	0	0	0	0	0
North Carolina*	0-1	1	0	0	0	0	0	0
at Mississippi State*	0-0	0	0	0	0	0	0	0
at Florida State*	0-1	1	0	0	0	0	0	0
Virginia Tech*	1-2	3	0.5-1	0	0	0	0	0
at Virginia*	1-0	1	1.0-3	1.0-3	0	0	0	0
at Vanderbilt*	2-2	4	0	0	1	0	0	0
Wake Forest*	0-4	4	0.5-2	0	0	0	0	0
at Duke*	1-1	2	0	0	0	0	0	0
Georgia*	2-2	4	1.0-5	1.0-5	0	0	0	0
vs. Clemson*	0-0	0	0	0	0	0	0	0
vs. Iowa*	1-0	1	0	0	0	0	0	0

MORE ABOUT LOGAN WALLS

- What's on TV:** Man vs. Food
- What's in my iPod:** Everything
- Favorite flicks:** Blood Diamond; Dumb and Dumber
- Worst habit:** Ice cream
- First job:** B&W Returnable Cleaning
- Talent I'd like to have:** Golf
- Favorite pro sports teams:** Carolina Panthers, Orlando Magic, Atlanta Braves
- My heroes:** My family
- The professional athlete's poster I had on my wall:** Penny Hardaway
- The thing I enjoy most about game day:** The first play
- The celebrity I'd love to hang with for a night:** Zac Brown or Kenny Chesney
- The celebrity some people say I look like:** Elvis
- I can do this one thing better than almost anyone:** Play FIFA
- One thing most people don't know about me:** I clogged as a kid



TEVIN WASHINGTON

QB / 6-0 / 205 / So.-r
Wetumpka, Ala. (Wetumpka) **13**



One of the leading candidates to serve as the top back-up quarterback behind senior All-American candidate Joshua Nesbitt... entered 2009 second on the depth chart and slipped to third midway through the season... an athletic player who is a terrific runner... can be dangerous in Tech's option game.



2009 (Freshman): Began the season as the top back-up to Joshua Nesbitt at quarterback... moved down the depth chart to third after Jaybo Shaw returned from injury... played in one game -- the season opener against Jacksonville State (Sept. 5)... completed his only pass, for 21 yards... rushed six times for 40 yards including a long run of 17 yards.

2008: Redshirted as a true freshman and often played quarterback on the scout team.

High School: Named first team class 6A all-state... a two-time member of the Montgomery Advertiser all-metro team... earned all-county honors three times... ranked as the No. 60 prospect nationally at quarterback by Scout... posted career numbers of 5,042 yards passing, 2,097 yards rushing, 42 passing touchdowns and 25 rushing TDs... rushed for 1,088 yards and 14 TDs as a senior... led Wetumpka to a 10-2 record in 2007... passed for more than 200 yards five times in '07, including a season-high 254 yards in the second round of the state playoffs... rushed for more than 100 yards in five games, including a season-high 214 yards vs. Fairhope HS... a three-year starter for the Indians... played four years of football, including two as team captain, under coach Chad Anderson... also played basketball and baseball.

Personal: Selected Georgia Tech because of its academic tradition, the opportunity to play college football at the highest level and to play for Coach Paul Johnson... born May 19, 1990 in Montgomery, Ala... given name is Tevin Cory-Hunter Washington... has three siblings -- Trey, Adrienne and Audrie... father, Lewis, played basketball at Faulkner University... a management major.

WASHINGTON'S CAREER STATISTICS

Passing	G-GS	Eff	Com-Att	Int	Pct	Yds	TD	LP	PG	
2009	1-0	276.40	1-1	0	1.000	21	0	21	21.0	
Rushing	G-GS	Att	Yds	Avg	TD	LP	Ply	TO	PG	TDR
2009	1-0	6	40	6.7	0	17	7	61	61.0	0

CAREER HIGHS

- Pass Attempts:** 1 vs. Jacksonville State, Sept. 5, 2009
- Pass Completions:** 1 vs. Jacksonville State, Sept. 5, 2009
- Yards Passing:** 21 vs. Jacksonville State, Sept. 5, 2009
- Long Pass:** 21 vs. Jacksonville State, Sept. 5, 2009
- Rushing Attempts:** 6 vs. Jacksonville State, Sept. 5, 2009
- Yards Rushing:** 40 vs. Jacksonville State, Sept. 5, 2009
- Long Rush:** 17 vs. Jacksonville State, Sept. 5, 2009
- Total Offense Yards:** 61 vs. Jacksonville State, Sept. 5, 2009



2010 PLAYER BIOS

MORE ABOUT TEVIN WASHINGTON

What's on TV: SportsCenter; Everybody Hates Chris; The Game; One On One; First 48; Law & Order
What's in my iPod: Gucci Mane; T.I.; Lloyd; R. Kelly; The Isley Brothers; Bobby Womack
Favorite flicks: Why Did I Get Married?; Coming To America; Remember The Titans
Worst habit: Wasting time
First job: Cutting grass with my brother
Talent I'd like to have: Singing or drawing
Favorite meal: Fried chicken, macaroni and cheese, collard greens and cornbread
My heroes: Jesus Christ; mom; dad
The professional athlete's poster I had on my wall: Muhammad Ali
The thing I enjoy most about game day: Walking down Yellow Jacket Alley
The celebrity I'd love to hang with for a night: Taraji P. Henson
The celebrity some people say I look like: Terrence Howard
I can do this one thing better than almost anyone: Communicate with others
One thing most people don't know about me: I like to read



RICHARD WATSON



B-Back / 6-1 / 230 / So.-r
Tallahassee, Fla. (FAMU HS) **32**



Will compete for playing time at the B-back position vacated by the early departure of Jonathan Dwyer... saw limited action in 2009 as a redshirt freshman... a big, strong runner with potential... a big, bruising back who runs with power... a north-south runner who is very tough between the tackles.

2009 (Redshirt Freshman): A reserve at B-back... played in six games... rushed nine times for 37 yards (4.1 ypa) and one touchdown... rushed four times for 25 yards (6.2 ypa) in the season opener against Jacksonville State (Sept. 5)... had two carries for two yards at Virginia (Oct. 24)... had two carries for eight yards and his first career touchdown at Duke (Nov. 14).

2008: Redshirted as a true freshman although he came close to shedding the redshirt in midseason... slowed in the preseason with a hamstring injury.

jury.

High School: Selected to the FSWA Class 1B All-State Team... member of the Florida Times Union Super 75... rated as the nation's third-best fullback by Rivals and fourth-best by Scout... also among Florida's top 75 prospects by Rivals... led FAMU High School to the Class 1B state championship game in back-to-back years including a state title as a junior... led team to three consecutive district titles and two straight regional crowns... rushed for more than 1,500 yards as a senior... as a junior, ran for 2,140 yards and 34 touchdowns, ending the season with a 123-yard effort in the state title game... served two years as a team captain... the Tallahassee Quarterback Club's Offensive Player of the Year... made 75 tackles, 12 tackles-for-loss and five sacks as a sophomore.

Personal: Selected Georgia Tech because of the academics, the coaches and the family atmosphere... born June 18, 1990 in Irvine, Calif... given name is Richard C. Watson... has two brothers - Brandon and Alexander... majoring in management.

WATSON'S CAREER STATISTICS

Year	GP	Rush	Yds	Avg	TD	LP	Rec	Yds	Avg	TD	LP
2009	6	9	37	4.1	1	9	0	0	0.0	0	0

CAREER HIGHS


Rushing Attempts: 4 vs. Jacksonville State, Sept. 5, 2009
Rushing Yards: 25 vs. Jacksonville State, Sept. 5, 2009
Touchdowns: 1 at Duke, Nov. 14, 2009
Longest Rush: 9 vs. Jacksonville State, Sept. 5, 2009

2009 GAME-BY-GAME

	Rush	Yds	Avg	TD	LP	Rec	Yds	Avg	TD	LP
Jacksonville State	4	25	6.2	0	9	0	0	0.0	0	0
Clemson	DNP									
at Miami	DNP									
North Carolina	DNP									
at Mississippi State	DNP									
at Florida State	DNP									
Virginia Tech	DNP									
at Virginia	2	2	1.0	0	1	0	0	0.0	0	0
at Vanderbilt	1	2	2.0	0	2	0	0	0.0	0	0
Wake Forest	DNP									
at Duke	2	8	4.0	1	7	0	0	0.0	0	0
Georgia	0	0	0.0	0	0	0	0	0.0	0	0
vs. Clemson	0	0	0.0	0	0	0	0	0.0	0	0
vs. Iowa	DNP									

MORE ABOUT RICHARD WATSON

What's on TV: ESPN's College Game Day
What's in my iPod: Webbie
Favorite flicks: Life; Friday
Worst habit: Oversleeping
Talent I'd like to have: Play the piano
Favorite meal: Chinese
My heroes: Parents
The professional athlete's poster I had on my wall: Walter Payton
The thing I enjoy most about game day: The actual game
The celebrity I'd love to hang with for a night: Alicia Keys
The celebrity some people say I look like: Ice Cube



BRANDON WATTS



LB / 6-2 / 230 / Fr.-r
Tennille, Ga. (Washington County) **11**

Athletic linebacker with a good blend of size, speed and range... will compete for playing time at one of the four linebacker positions... could also see action on special teams... was recruited heavily throughout the ACC and SEC.

2009: Redshirted as a true freshman.

High School: Washington County High School... a Scout.com 3-star recruit... No. 30 weak-side linebacker in the nation (Scout.com)... No. 49 outside linebacker nationally (ESPN.com)... recorded 86 tackles, nine tackles for loss and three interceptions; three rushing touchdowns as a quarterback as a senior in 2008... played in only eight games in 2008 because of a torn labrum in shoulder... honorable mention All-State (GHSA)... Augusta Chronicle All-Georgia Team... Region 3AAA Defensive Player of the Year... first team All-Middle Georgia... earned four varsity letters in football, playing quarterback and safety, and served two years as a team captain... had single-game highs of two interceptions and 20 tackles... ran track for four years (sprinter) and played basketball for two seasons... wore No. 10 in high school, the same number worn by his cousin, Stacy Walls.

Personal: Chose Georgia Tech because of the coaching staff, the academics and because he "felt at home"... parents are Jimmy and Sabrina Watts... born Jan. 21, 1991 in Augusta, Ga... has one sibling, Marquise... began playing football at age seven... undecided on a major.

MORE ABOUT BRANDON WATTS

What's on TV: SportsCenter
Favorite flicks: Bad Boys series
Worst habit: Eating
Talent I'd like to have: Singing
Favorite meal: Popcorn shrimp
Favorite pro sports teams: Los Angeles Lakers; Baltimore Ravens
My heroes: My mom and dad
The professional athlete's poster I had on my wall: Michael Vick
The thing I enjoy most about game day: The walk-through
The celebrity I'd love to hang with for a night: Floyd Mayweather
The celebrity some people say I look like: Pleasure P and Herschel Walker
I can do this one thing better than almost anyone: Play linebacker
One thing most people don't know about me: I'm faster than most on the team

13 Consecutive Bowl Appearances ■ 2009 ACC Champions



2010 PLAYER BIOS



ANTHONY WILLIAMS

DE / 6-4 / 221 / Fr.
McDonough, Ga. (Union Grove)



56

A true freshman who has great speed for his size... will get a look at either defensive end or linebacker.

High School: Union Grove HS... rated the 25th-best prospect in the state of Georgia (Rivals)... rated the 31st-best prospect in Georgia (Superprep)... rated 34th on the AJC Fab 50 list... first Team 5A All-State... registered 80 tackles and eight sacks as a junior in 2008... played four seasons of football for coaches Bill Hobbs and Steve Collins.

Personal: Full name is Anthony Jeremiah Williams... son of Tyrone and Kelly... born Dec. 19, 1991 in Warner Robins, Ga... has one brother, Andrew... began playing football at age 5... plans to major in management.

MORE ABOUT ANTHONY WILLIAMS

- What's on TV: ESPN; BET; NFL Network
- What's in my iPod: Little bit of everything
- Favorite flicks: Four Brothers; The Hangover; Step Brothers; Friday Night Lights; Remember The Titans
- Worst habit: Texting
- First job: Football official
- Talent I'd like to have: Singing
- Favorite meal: Fried chicken, biscuits, macaroni and cheese, mashed potatoes
- Favorite pro sports teams: Atlanta Hawks
- My heroes: Mom and dad; the guy who invented football; God
- The professional athlete's poster I had on my wall: Shaq; LeBron
- The celebrity some people say I look like: LeBron and Roscoe Dash
- I can do this one thing better than almost anyone: Be myself



MARCUS WRIGHT

A-Back / 5-7 / 177 / Jr.
San Antonio, Texas (Reagan)



3

A candidate to start at A-back as well as kick returner... a small but extremely quick player who was a top back-up at A-back in 2009... rushed 33 times last season with an average of 5.8 yards per carry... rushed for three touchdowns last season... his redshirt was pulled off in the sixth game of 2008 and he immediately made an impact... has an exceptional initial burst... has a second gear in the open field.

2009 (Sophomore): A top back-up at A-back... played in all 14 games... rushed 33 times for 190 yards (5.8 ypa) and three touchdowns... rushed five times for 21 yards vs. Georgia (Nov. 28)... rushed five times for 47 yards and a touchdown at Duke (Nov. 14)... had a career-high four rushing attempts at Vanderbilt (Oct. 31)... rushed three times for 23 yards including a key 13-yard touchdown run in the win over fourth-ranked Virginia Tech (Oct. 27)... had three rushing attempts for 26 yards, a 19-yard run, and a touchdown carry at Florida State (Oct. 10)... had two carries for 14 yards at Mississippi State (Oct. 3).

2008 (True Freshman): Began playing midway through his true freshman season... had just four carries but averaged 9.2 yards per attempt... caught one pass for 47 yards... had nine kick returns for 200 yards (22.2 ypa)... had 83 all-purpose yards in the Chick-fil-A Bowl against LSU (Dec. 31)... had one reception for 47 yards and two kick returns for 36 yards against the Tigers... had a 37-yard kick return and three total returns for 84 yards at North Carolina (Nov. 8)... had a nifty 29-yard run to set up a touchdown in Tech's win over Florida State (Nov. 1)... had two kick returns for 38 yards including a long of 23 against Virginia (Oct. 25)... carried three times for eight yards including a long of four yards vs. Gardner-Webb (Oct. 11).

High School: Rushed for a San Antonio city record of 3,374 yards on 359 carries and scored 45 touchdowns as a senior... had at least one carry of 70-plus yards in eight consecutive games... a Parade All-American... played in the Army All-America Bowl... a first team all-state selection... played in eight career playoff games, producing 2,201 yards

and 31 TDs... the Texas 5A offensive player of the year... finished prep career by rushing for 100 yards in 25 straight games... had a career total of 7,036 career yards and 85 touchdowns... earned three varsity letters in football and three in track as a sprinter... wore No. 21 in high school - the same number worn by his brother.

Personal: Chose Georgia Tech because of the football program, academics and the location... given name is Marcus Lamar Wright... born Nov. 28, 1989 in Atlanta... father, Michael, played football at Alabama State... has four siblings... majoring in management.

WRIGHT'S CAREER STATISTICS

Year	GP	Rush	Yds	Avg	TD	LP	Rec	Yds	Avg	TD	LP
2009	14-0	33	190	5.8	3	22	0	0	0	0	0
2008	7-0	4	37	9.2	0	29	1	47	47.0	0	47
TOTAL	21-0	37	227	6.1	3	29	1	47	47.0	0	47
Returns	KOR	Yds	Avg	TD	LP	PR	Yds	Avg	TD	LP	
2009	0	0	0.0	0	0	0	0	0.0	0	0	
2008	9	200	22.2	0	37	0	0	0.0	0	0	
TOTAL	9	200	22.2	0	37	0	0	0.0	0	0	

CAREER HIGHS

- Rushing Attempts: 5 at Duke, Nov. 14, 2009; 5 vs. Georgia, Nov. 28, 2009
- Rushing Yards: 47 at Duke, Nov. 14, 2009
- Touchdowns: 1, three times
- Longest Rush: 29 vs. Florida State, Nov. 1, 2008
- Receptions: 1 vs. Louisiana State, Dec. 31, 2008
- Yards Receiving: 47 vs. Louisiana State, Dec. 31, 2008
- Long Reception: 47 vs. Louisiana State, Dec. 31, 2008
- Kick Returns: 3 at North Carolina, Nov. 8, 2008
- Kick Return Yards: 84 at North Carolina, Nov. 8, 2008
- Longest Kick Return: 37 at North Carolina, Nov. 8, 2008
- All-Purpose Yards: 84 at North Carolina, Nov. 8, 2008

2009 GAME-BY-GAME

	Rush	Yds	Avg	TD	LP	Rec	Yds	Avg	TD	LP
Jacksonville State	2	8	4.0	0	7	0	0	0.0	0	0
Clemson	0	0	0.0	0	0	0	0	0.0	0	0
at Miami	3	7	2.3	0	6	0	0	0.0	0	0
North Carolina	1	3	3.0	0	3	0	0	0.0	0	0
at Mississippi State	2	14	7.0	0	9	0	0	0.0	0	0
at Florida State	3	26	13.0	1	19	0	0	0.0	0	0
Virginia Tech	3	23	7.7	1	13	0	0	0.0	0	0
at Virginia	1	10	10.0	0	10	0	0	0.0	0	0
at Vanderbilt	4	11	2.8	0	8	0	0	0.0	0	0
Wake Forest	1	7	7.0	0	7	0	0	0.0	0	0
at Duke	5	47	9.4	1	22	0	0	0.0	0	0
Georgia	5	21	4.2	0	13	0	0	0.0	0	0
vs. Clemson	3	13	4.3	0	7	0	0	0.0	0	0
vs. Iowa	1	0	0.0	0	0	0	0	0.0	0	0

MORE ABOUT MARCUS WRIGHT

- What's in my iPod: Gucci Mane
- Favorite flicks: Impala
- Favorite meal: Anything momma makes
- The thing I enjoy most about game day: Playing
- The celebrity I'd love to hang with for a night: Bobby Brown
- The celebrity some people say I look like: Reggie Bush



Introduction

2010 Preview

Players

Staff

2009 Review

Records

History



2010 PLAYER BIOS



MORGAN WRIGHT

LB / 6-4 / 225 / Fr.
Alpharetta, Ga. (Creekview)



62

A true freshman non-scholarship player who joined practices in August, 2010.

High School: Creekview HS.

Personal: Undecided on a major.

MORE ABOUT MORGAN WRIGHT

What's on TV: ESPN; FX; TNT; SportsCenter
What's in my iPod: Country; rap; rock; Christian metal
Favorite flicks: Forrest Gump
First job: Working in my dad's body shop, helping to fix cars
Talent I'd like to have: Singing
Favorite meal: Steak, baked potato, salad
Favorite pro sports teams: Atlanta Braves; Atlanta Hawks
My heroes: God; Jesus Christ
The professional athlete's poster I had on my wall: Mookie Blylock; Dikembe Mutombo
The celebrity I'd love to hang with for a night: Derrick Morgan



LOUIS YOUNG

CB / 6-1 / 190 / Fr.
Washington, DC (Good Counsel)



46

An athletic true freshman... an outstanding cornerback but capable of playing on either side of the ball.

High School: Good Counsel HS... ranked as the No. 13 cornerback prospect nationally by Rivals.com... ranked as the No. 19 cornerback nationally by Scout.com... named all-state and the state defensive player of the year... 2009 Montgomery County Player of the Year... Most Valuable Player of the Maryland Crab Bowl Game... led Good Counsel HS to a conference championship in 2009... played three seasons of football for coach Bob Milloy... also played three seasons of basketball.

Personal: Full name is Louis James Young III... likes to go by "Lou"... son of Louis Young and Terri Odom... born Oct. 9, 1991 in Washington, DC... has one brother, Cody Young... plans to major in management.

MORE ABOUT LOUIS YOUNG

What's on TV: ESPN; BET; Comedy Central; TBS
What's in my iPod: Yo Gotti; Gucci Mane; Lil Wayne; Jay-Z; Waka Flocka
Favorite flicks: Life; Bad Boys; Bad Boys II; American Gangster; Scarface; Godfather; Boyz in the Hood; Don't Be A Menace
Worst habit: Texting
First job: Camp counselor
Talent I'd like to have: Rap
Favorite meal: Fried chicken, biscuits with hot sauce
Favorite pro sports teams: Atlanta Falcons, Miami Heat
My heroes: Dad and momma; Nanna; Grandpop
The professional athlete's poster I had on my wall: Allen Iverson; Deion Sanders; Joe Haden
The celebrity I'd love to hang with for a night: Deion Sanders
I can do this one thing better than almost anyone: Imitate people
One thing most people don't know about me: Blackbelt in karate; Played point guard in high school



TONY ZENON

A-Back / 5-8 / 174 / Fr.
Albany, Ga. (Deerfield Windsor Academy)



47

A small but speedy A-back who put up remarkable statistics in high school.

High School: Deerfield Windsor Academy... produced staggering numbers at the Class AAA school in the Georgia Independent School Association (GISA)... ran wild in DWA's Wing-T offense... finished senior season with 244 carries for 2,264 yards - an average of 9.28 yards per carry - and had 27 rushing touchdowns... for his career, Zenon had 5,684 rushing yards on 650 carries and 65 TDs.

Personal: Considering a major in architectural engineering at Tech... originally from New Orleans, Hurricane Katrina forced him to move to Georgia... plans to major in management.

MORE ABOUT TONY ZENON

What's on TV: ESPN
What's in my iPod: Lil Wayne
Favorite flicks: The Hangover; Friday; Remember the Titans
Worst habit: Texting
First job: Social Security secretary
Talent I'd like to have: Breakdancing
Favorite meal: Red beans and rice, grits and eggs
Favorite pro sports teams: New Orleans Saints
My heroes: Parents, God
The professional athlete's poster I had on my wall: Reggie Bush
The celebrity I'd love to hang with for a night: Barry Sanders
The celebrity some people say I look like: Martin Lawrence
I can do this one thing better than almost anyone: Playing video games

13 Consecutive Bowl Appearances ■ 2009 ACC Champions

2 0 1 0 G E O R G I A T E C H F O O T B A L L



GEORGIA TECH



B R A C E F O R

IMPACT

STAFF

2 0 0 9 A C C C H A M P I O N S



PAUL JOHNSON

**Head Coach ■ Western Carolina (1979) ■ 3rd Season at Georgia Tech
20-7 (.741) in 2 Seasons at Tech ■ 127-46 (.734) in 13 Seasons Overall**



Paul Johnson, who helped make Georgia Tech one of college football's biggest surprise stories of 2008 and led the Yellow Jackets to an ACC championship in 2009, enters his third season on The Flats.

In just two seasons at Georgia Tech, Johnson has compiled a record of 20-7 (.741), including a 12-4 mark in ACC play.

In 13 seasons overall as a head coach, Johnson owns a career record of 127-46 (.734). No coach in college football history won more games in their first 13 seasons as a head coach.

Johnson enjoyed success as the head coach at Georgia Southern (1997-2001) and Navy (2002-2007) before being named Georgia Tech's 12th head coach on Dec. 12, 2007.

What Johnson has accomplished at Georgia Tech has been remarkable:

- In each of his first two seasons at Tech, Johnson has been named the ACC Coach of the Year. He is the first coach to win the award in his first two years in the league.
- In 2008, he was named National Coach of the Year by CBS Sports.
- In 2009, the Yellow Jackets won the ACC title outright for the first time since 1990, defeating Clemson in the ACC Championship Game.
- Tech played in a BCS bowl game for the first time in 2009.
- Under Johnson, Tech has averaged 10 wins per season.
- Johnson has beaten every ACC team he has faced at least once (Tech has not played Maryland or NC State since Johnson's arrival), including a 3-0 record vs. Clemson and a 2-0 mark against Florida State.
- In each of the last two seasons Tech has ranked in the top five nationally in rushing offense.
- Tech has produced a first team All-American in each of the last two seasons – Michael Johnson in 2008 and Derrick Morgan in 2009.
- Since Johnson's arrival, a Tech player has been named ACC Offensive Player of the Year (Jonathan Dwyer in 2008) and ACC Defensive Player of the Year (Morgan in 2009).
- In 2009, Tech won in Tallahassee (Fla.) for the first time in school history, beat a top-five ranked team at home (Virginia Tech) for the first time since 1962 and won on the road in Charlottesville (Va.) for the first time since 1990.
- Also in 2009, Tech earned its highest national ranking (7th) since 1999.
- In 2008, the Jackets broke a seven-year losing skid to rival Georgia, beating the 13th-ranked Bulldogs, 45-42, in Athens (Ga.).

The 2009 season was one of the most memorable in Yellow Jacket history despite fielding one of the youngest rosters in college football (just six scholarship seniors).

After a mid-September loss at nationally-ranked Miami when the Yellow Jackets played their third game in a 12-day span, Tech reeled off eight consecutive victories including a 5-0 record in October when it played four road games. A convincing 49-10 win at Duke on Nov. 14 clinched the ACC Coastal Division crown, then Tech won the league title by defeating Clemson for a second time, this time in the ACC Championship Game in Tampa, Fla.

Tech, which reached a national ranking as high as seventh, played in the FedEx Orange Bowl, its first appearance in a major or BCS bowl game since 1962. Along the way, the Yellow Jackets rolled up mind-boggling numbers on offense, ranking second nationally in rushing offense (295.4 ypg) and third in time of possession (33:49).

Prior to the start of the 2008 season, Sports Illustrated projected Georgia Tech to finish 3-9 and the ACC media picked the Yellow Jackets to finish fourth in the Coastal Division. However, Johnson directed Tech to a 9-4 record, a share of the Coastal Division title and a Chick-fil-A Bowl berth. Johnson's first Yellow Jacket team beat three nationally-ranked opponents – Florida State, Miami and Georgia – over the final four games of the regular season. The win over Georgia snapped a seven-year losing skid to Tech's in-state rival.

Johnson's first season at Georgia Tech was remarkable for a number of reasons. Not only did he and his staff install completely new offensive and defensive schemes, but Johnson inherited one of the nation's youngest rosters, which included 76 freshmen and sophomores. The last one-third of the season, 16 of Tech's 22 starters were freshmen or sophomores. He also took over a program low in scholarship numbers, well below the maximum of 85, the lingering effects of distant NCAA penalties.

The 2008 team also suffered more than its share of injuries. Twelve opening-day starters combined to miss 31 games because of injuries. In a September road game at defending ACC champion Virginia Tech, the Jackets started a walk-on freshman at

wide receiver. A few weeks later, Tech started its third-string quarterback as the result of injuries to starter Josh Nesbitt and back-up Jaybo Shaw.

Almost as soon as Johnson was hired, the pundits questioned if Johnson's option-based spread offense would work on the BCS level. Those questions came even though Navy racked up mind-numbing offensive numbers, leading the NCAA in rushing three straight years from 2005 to 2007, mostly against ACC and other BCS-level competition.

Johnson quieted those critics almost as soon as the 2008 season kicked off and certainly after Tech closed the regular season by combining for 86 points and 881 rushing yards in games against nationally-ranked Miami and Georgia. The Yellow Jackets, with freshmen and sophomores manning every skill position and behind a patch-work offensive line, averaged 273.2 rushing yards per game, ranking fourth nationally and first in the ACC. Georgia Tech also led the ACC in total offense (372.5 ypg).

Johnson came to Georgia Tech after previously serving six seasons as head coach of the U.S. Naval Academy, where he led the Midshipmen to a level of success they had not seen in decades. Johnson's first head coaching job came at Georgia Southern, where in five seasons he led the Eagles to two I-AA national championships.



The Johnson Family -- Paul, Susan and Kaitlyn.

David Johnson photo

JOHNSON FACTS

Wife	Susan
Daughter	Kaitlyn
Born	August 20, 1957
Education	Western Carolina, B.S., '79; Appalachian State, M.S., '82

JOHNSON AS A HEAD COACH

Year	School	W-L	Pct.	
1997	Georgia Southern	10-3	.769	Southern Conference Champions
1998	Georgia Southern	14-1	.933	Southern Conference Champions I-AA Runner-Up
1999	Georgia Southern	13-2	.867	Southern Conference Champions I-AA National Champion
2000	Georgia Southern	13-2	.867	Southern Conference Champions I-AA National Champion
2001	Georgia Southern	12-2	.857	Southern Conference Champions
2002	Navy	2-10	.167	
2003	Navy	8-5	.615	EV1.net Houston Bowl
2004	Navy	10-2	.833	Emerald Bowl Champions
2005	Navy	8-4	.667	Poinsettia Bowl Champions
2006	Navy	9-4	.692	Meineke Car Care Bowl
2007	Navy	8-4	.667	Poinsettia Bowl
2008	Georgia Tech	9-4	.692	Chick-fil-A Bowl
2009	Georgia Tech	11-3	.786	FedEx Orange Bowl ACC Champion
GSU Totals (5 seasons)				.861
Navy Totals (6 seasons)				.608
Tech Totals (2 seasons)				.741 ACC: 12-4 (.750)
Career (13 seasons)				.734

13 Consecutive Bowl Appearances ■ 2009 ACC Champions



PAUL JOHNSON

"Paul Johnson is the best fit, the best choice for the Georgia Tech head coaching position," Georgia Tech athletic director Dan Radakovich said upon Johnson's hiring. "He will educate young men, represent Georgia Tech at the highest level, he will win football games and play for championships."

"He accomplished feats at a Service Academy that many thought were not possible. He looks at his talent and maximizes it. Whether as an assistant coach at Hawai'i, or as the head coach at Georgia Southern or Navy, he has figured out how to be successful."

Prior to Johnson's arrival in Atlanta, he earned unprecedented success at Navy. Johnson coached six years at Navy, where in 2007 the Midshipmen won a fifth straight Commander-In-Chief's Trophy, earned a postseason bowl bid for the fifth consecutive year and beat Notre Dame for the first time since 1963. Johnson was a finalist for the 2007 Liberty Mutual National Coach of the Year.

In six seasons at Navy, Johnson compiled a record of 45-29. Johnson took over a Navy football program that was coming off the worst two-year span in its 123-year history (1-20) and had recorded just two winning seasons in the last 20 years. After a 2-10 mark in Johnson's first year, the Midshipmen achieved what many thought was no longer possible at an Academy. Johnson brought the Midshipmen back into the national spotlight with a 43-19 (.694) record over his last four-plus years.

Johnson dominated the other two Service Academies like no other coach in the school's annals, posting an 11-1 (.917) overall record, including a perfect 6-0 mark against rival Army. His 2007 senior class was the first in school history to post a perfect 8-0 mark against Army and Air Force.

Johnson's Navy teams improved as each season progressed. Over his last five years, Navy posted a 13-2 (.867) record over the final three games of the season and outscored the opposition 611-335 in those contests. In games in which Johnson had more than a week to prepare for an opponent, the Midshipmen went 15-6 (.714) over his last four years combined.

The Midshipmen led the nation in rushing in 2007 for an unprecedented third consecutive year, producing more than 350 yards per game. Under Johnson, Navy never finished lower than third nationally in rushing offense.

Navy ranked among the nation's highest-scoring teams in 2007, averaging 39.92 points per outing. The 2007 Mids also ranked in the top 10 nationally in kickoff returns and in fewest sacks allowed.

Johnson's teams have been successful off the field as well. Navy ranked No. 1 in the country in graduation rates during Johnson's tenure. In 2004, Johnson was named Bobby Dodd National Coach of the Year after leading Navy to a 10-2 record, tying the school record for wins set in 1905, and won a bowl game (34-19 victory vs. New Mexico in the Emerald Bowl) for just the fifth time in the history of the program.

In 2003, Johnson led Navy to an 8-5 record and brought the Commander-In-Chief's Trophy back to Annapolis for the first time since 1981, propelling Navy to a bowl game for the first time since 1996. The Mids became just the sixth team in NCAA history to

WINNINGEST ACTIVE FOOTBALL BOWL SUBDIVISION COACHES

By Percentage, minimum of five full years as a head coach

Rk.	Coach	2009	Record	Win %
1.	Urban Meyer (Florida)	13-1	96-18	.842
2.	Pete Carroll (USC)	9-4	97-19	.836
3.	Bob Stoops (Oklahoma)	8-5	117-29	.801
4.	Mark Richt (Georgia)	8-5	90-27	.769
5.	Gary Patterson (TCU)	12-1	85-28	.752
6.	Joe Paterno (Penn State)	11-2	394-129-3	.752
7.	Bobby Bowden (Florida State)	7-6	389-129-4	.749
8.	Brian Kelly (Cincinnati)	12-0	171-57-2	.748
9.	Jim Tressel (Ohio State)	11-2	229-78-2	.744
10.	Paul Johnson (Georgia Tech)	11-3	127-46	.734
11.	Steve Spurrier (South Carolina)	7-6	177-68-2	.721
12.	Bobby Petrino (Arkansas)	8-5	54-21	.720

MOST VICTORIES IN FIRST 13 SEASONS AS A COACH/ALL-TIME (FBS)

Rk.	Coach	Years	Record
1.	Paul Johnson, GSU, Navy, Georgia Tech	1997-09	127-46-0
2.	Tom Osborne, Nebraska	1973-85	127-30-2
3.	Barry Switzer, Oklahoma	1973-85	125-24-4
4.	Phillip Fulmer, Tennessee	1992-04	123-31-0
5.	Joe Paterno, Penn State	1966-78	123-25-1
6.	Steve Spurrier, Duke, Florida	1987-99	122-35-2
7.	Lloyd Carr, Michigan	1995-07	122-39-0
8.	Bud Wilkinson, Oklahoma	1947-59	121-13-3
9.	Amos Alonzo Stagg, Springfield, Chicago	1889-1902	118-45-12
10.	LaVell Edwards, BYU	1972-84	118-37-1

go from a winless season to a bowl game in two years or less.

Before arriving at Annapolis, Johnson served as head coach at Georgia Southern from 1997 to 2001. At Georgia Southern, Johnson posted a 62-10 (.861) record, won two straight I-AA National Championships (1999 and 2000), five consecutive Southern Conference Championships and was named the Division I-AA National Coach of the Year four straight years (1997-2000).

After Johnson took over as head coach at Georgia Southern in 1997, he returned the Eagle program to national prominence statistically and in the won-lost ledger. In addition to Georgia Southern's 62-10 mark, the Eagles scored 2,855 points (39.7 points per game), picked up 25,941 rushing yards (360.3 yards per game), 7,816 passing yards (108.6 yards per game) and 33,757 total yards (468.8 yards per game). GSU scored 380 touchdowns in the Johnson Era, an average of 5.3 per game. The Eagles' scoring margin under Johnson was +21.5 (39.7-18.5).

Johnson picked up a milestone victory in the 2000 I-AA National Championship Game against Montana. Not only did the 27-25 victory give Georgia Southern its sec-



Introduction

2010 Preview

Players

Staff

2009 Review

Records

History



PAUL JOHNSON

13 Consecutive Bowl Appearances ■ 2009 ACC Champions

JOHNSON YEAR-BY-YEAR

Year	School	Position	W-L
2009	Georgia Tech	Head Coach	11-3
2008	Georgia Tech	Head Coach	9-4
2007	Navy	Head Coach	8-4
2006	Navy	Head Coach	9-4
2005	Navy	Head Coach	8-4
2004	Navy	Head Coach	10-2
2003	Navy	Head Coach	8-5
2002	Navy	Head Coach	2-10
2001	Georgia Southern	Head Coach	12-2
2000	Georgia Southern	Head Coach	13-2
1999	Georgia Southern	Head Coach	13-2
1998	Georgia Southern	Head Coach	14-1
1997	Georgia Southern	Head Coach	10-3
1996	Navy	Offensive Coordinator	9-3
1995	Navy	Offensive Coordinator	5-6
1994	Hawai'i	Offensive Coordinator	3-8-1
1993	Hawai'i	Offensive Coordinator	6-6
1992	Hawai'i	Offensive Coordinator	11-2
1991	Hawai'i	Offensive Coordinator	4-7-1
1990	Hawai'i	Offensive Coordinator	7-5
1989	Hawai'i	Offensive Coordinator	9-3-1
1988	Hawai'i	Offensive Coordinator	9-3
1987	Hawai'i	Offensive Coordinator	5-7
1986	Georgia Southern	Offensive Coordinator	13-2
1985	Georgia Southern	Offensive Coordinator	13-2
1984	Georgia Southern	Defensive Line Coach	8-3
1983	Georgia Southern	Defensive Line Coach	6-5
1982	Lees-McRae Junior College	Offensive Coordinator	6-2-1
1981	Lees-McRae Junior College	Offensive Coordinator	4-5
1980	Avery County (NC) High School	Assistant Coach	8-2
1979	Avery County (NC) High School	Assistant Coach	9-1-1

JOHNSON'S CAREER HONORS

2009	ACC Coach of the Year
2009	Finalist for Bear Bryant National Coach of the Year Award
2008	ACC Coach of the Year
2008	National Coach of the Year (CBS Sportsline)
2007	finalist for the Liberty Mutual National Coach of the Year Award
2004	Bobby Dodd National Coach of the Year
2003	Finalist for the NCAA I-A Eddie Robinson Coach of the Year Award
2003	Finalist for the Paul "Bear" Bryant Coach of the Year Award
2003	Finalist for the Associated Press Coach of the Year Award
2000	American Football Coaches Association NCAA I-AA National Coach of the Year
1999	American Football Coaches Association NCAA I-AA National Coach of the Year
1999	Chevrolet I-AA National Coach of the Year
1999	American Football Coaches Association I-AA Region II Coach of the Year
1998	Sports Network I-AA National Coach of the Year (Eddie Robinson Award Winner)
1998	American Football Coaches Association I-AA Region II Coach of the Year
1998	Southern Conference Coach of the Year (media)
1998	Southern Conference Coach of the Year (coaches)
1997	Schutt Sports/American Football Quarterly I-AA National Coach of the Year
1997	American Football Coaches Association I-AA Region II Coach of the Year
1997	Southern Conference Coach of the Year (media)
1997	Southern Conference Coach of the Year (coaches)

GEORGIA TECH'S CONFERENCE COACHES OF THE YEAR

Year	Coach	Conference
2009	Paul Johnson	ACC
2008	Paul Johnson	ACC
2000	George O'Leary	ACC
1998	George O'Leary	ACC
1990	Bobby Ross	ACC
1985	Bill Curry	ACC
1951	Bobby Dodd	SEC (Associated Press)
1939	William Alexander	SEC (Nashville Banner)

GEORGIA TECH COACHES BY WINNING PERCENTAGE

Coach	Years	W-L-T	Pct.
John Heisman	1904-19	102-29-7	.779
Paul Johnson	2008-**	20-7-0	.741
Bobby Dodd	1945-66	165-64-8	.713
George O'Leary	1994-01	52-33-0	.612
William Alexander	1920-44	134-95-15	.580
Chan Gailey	2002-07	44-32-0	.579



ond straight national title, but it was also Johnson's 50th career win in four seasons. Only three other coaches in the history of Division I football won 50 or more games in four seasons – Walter Camp (1888-1891, 54-2 at Yale), George Woodruff (1892-1895, 53-4 at Penn) and Bob Pruett (1996-99, 50-4 at Marshall).

Johnson took over a Georgia Southern program in 1997 that was 4-7 the previous year and orchestrated a turnaround that ranked among the NCAA's best, directing the Eagles to a 10-3 record. He was named Southern Conference Coach of the Year by the media and Region II Coach of the Year by the American Football Coaches Association.

In 1998, Johnson guided the Eagles to a perfect 11-0 regular season record and the school's sixth NCAA Division I-AA National Championship Game appearance before finishing with a 14-1 mark. He directed a high-powered offensive unit that tied or broke 100 records during the campaign, again earned the league's top coaching honor and received The Sports Network's Eddie Robinson Award – symbolic of the division's national coach-of-the-year selection.

In 1999, Johnson brought Georgia Southern its fifth national title, and the Eagles finished 13-2 while breaking 197 records. For his efforts, Johnson was honored as the 1999 AFCA and Chevrolet I-AA National Coach of the Year. Johnson duplicated the feat in the 2000 season as the Eagles repeated as national champions, again finishing 13-2, and Johnson captured the AFCA I-AA Coach of the Year award once more.

In five seasons at Georgia Southern, Johnson's squads broke or tied 379 individual and team school, conference, playoff or stadium records, ranked in the top 10 in 21 statistical categories and produced 31 All-Americans. The Eagles won an NCAA I-AA-record 39 consecutive games at home. Meanwhile, their 52 wins over those four seasons were the most in all of Division I.

Johnson was previously Navy's offensive coordinator in 1995 and 1996, and his spread offense made an immediate impact, breaking five school records during the Mids' five-win season in 1995.

Navy posted a 9-3 record the next season in 1996, including a 42-38 victory over California in the Aloha Bowl. It was Navy's first winning season since 1982 and one of only two winning seasons the Mids had during a 19-year span. Prior to joining the Navy staff, Johnson spent eight seasons as the offensive coordinator at the University of Hawai'i (1987-94). He helped guide the Rainbows to their first Western Athletic Conference title and their first bowl appearance, coordinating an explosive offense that broke or equaled more than 160 school records.

While at Hawai'i, Johnson developed a successful offensive unit which earned top-20 I-A statistical rankings in scoring offense, total offense and rushing offense during six of his eight seasons. He earned top offensive coach honors in the WAC and was named one of the top 10 assistant coaches in the country by The Sporting News.

After first arriving at Georgia Southern in 1983 as defensive line coach, Johnson was promoted to offensive coordinator in 1985. Under his tutelage, record-setting quarterback Tracy Ham and the Eagle offense re-wrote the school record book while averaging 435 total yards and 36 points per contest. Georgia Southern rolled to a combined 26-4 record and captured a pair of I-AA titles in 1985-86.

Johnson's coaching career began when he was offensive coordinator and line coach at his alma mater, Avery County (N.C.) High School, in 1979-80. He accepted the offensive coordinator's position at Lees-McRae Junior College in 1981, leading his offensive unit to a sixth-place national standing among NJCAA total offense leaders.

Johnson, a native of Newland, N.C., earned his bachelor's degree in physical education from Western Carolina in 1979 and a Master's degree in health and physical education from Appalachian State in 1982. He and wife, Susan, are the parents of a daughter, Kaitlyn.

PAUL JOHNSON

Paul Johnson's Georgia Tech Timeline

Dec. 7, 2007 -- Named head coach at Georgia Tech after six successful seasons at Navy.



Jan. 2, 2008 -- Johnson announces first coaching staff (Brian Bohannon, Jeff Monken, Todd Spencer, Brian Jean-Mary, Charles Kelly, Giff Smith, Dave Wommack, Mike Sewak and Al "Buzz" Preston).

February 6, 2008 -- Johnson's first recruiting class includes 20 high school senior prospects.

March 24, 2008 -- First spring practice under Johnson at Tech.

August 28, 2008 -- First game at Tech is a success, a 41-14 win over Jacksonville State.

September 6, 2008 -- First ACC game and first road game, a 19-16 win at defending ACC Atlantic Division champion Boston College.



September 13, 2008 -- First loss, a 20-17 setback on the road against defending Coastal Division champion Virginia Tech.

October 4, 2008 -- With true freshman Jaybo Shaw starting at quarterback for injured starter Joshua Nesbitt, Tech shuts out Duke, 27-0.

October 18, 2008 -- Key road win at Death Valley against Clemson, 21-17.

November 1, 2008 -- Tech knocks off Bobby Bowden and Florida State at Bobby Dodd Stadium, 31-28.

November 20, 2008 -- Under the Thursday night lights of ESPN, the Jackets roll past Miami, 41-23.



November 29, 2008 -- Tech overcomes a 28-12 half-time deficit to beat rival Georgia between the hedges, 45-42, snapping a seven-year losing skid to the Bulldogs.

December 2, 2008 -- Johnson named ACC Coach of the Year.

December 3, 2008 -- Tech accepts bid to play in the Chick-fil-A Bowl against LSU.

December 31, 2008 -- Four months after Sports Illustrated Tech to win just three games, the Yellow Jackets close the season with a 9-4 record after falling to LSU in the Chick-fil-A Bowl.

September 10, 2009 -- Tech wins key division game on ESPN's Thursday night package, beating Clemson, 30-27.



October 11, 2009 -- The Jackets win in Tallahassee for the first time, beating Florida State 49-44 in a shootout.

October 17, 2009 -- Tech's 23-17 win over fourth-ranked Virginia Tech is the Yellow Jackets' first home win over a team ranked in the top five in nearly 50 years.

November 14, 2009 -- The Jackets clinch the ACC Coastal Division crown with a 49-10 win at Duke.

December 1, 2009 -- Johnson named ACC Coach of the Year for the second straight year -- the first time a coach has ever won the award in each of his first two seasons in the league.

December 6, 2009 -- Tech defeats Clemson, 39-34, in the ACC Championship Game in Tampa, Fla., sending the Yellow Jackets to a BCS Bowl game.

January 6, 2009 -- The Jackets fall to Iowa in the FedEx Orange Bowl, capping an 11-3 season.

January 15, 2010 -- Johnson hires Al Groh as defensive coordinator.



April 22, 2010 -- Two of Johnson's players -- Derrick Morgan and Demaryius Thomas -- are selected in the first round of the NFL draft.

JOHNSON vs. ALL OPPONENTS

Opponent	W-L	H	A	N	Last Meeting	Year	at Navy	at GSU	at GT
Air Force	5-1	3-0	2-1	0-0	.W, 31-20	2007	5-1	0-0	0-0
Appalachian State	4-2	3-0	1-2	0-0	.W, 38-24	2001	0-0	4-2	0-0
Army	6-0	0-0	0-0	6-0	.W, 38-3	2007	6-0	0-0	0-0
Ball State	0-1	0-1	0-0	0-0	.L, 31-34	2007	0-1	0-0	0-0
Boston College	1-2	0-0	1-1	0-1	.W, 19-16	2008	0-2	0-0	1-0
C. Michigan	1-0	1-0	0-0	0-0	.W, 63-34	2003	1-0	0-0	0-0
Chattanooga	5-0	3-0	2-0	0-0	.W, 70-7	2001	0-0	5-0	0-0
Citadel	5-0	3-0	2-0	0-0	.W, 14-6	2001	0-0	5-0	0-0
Clemson	3-0	1-0	1-0	1-0	.W, 39-34	2009	0-0	0-0	3-0
Colgate	1-0	1-0	0-0	0-0	.W, 49-28	1998	0-0	1-0	0-0
Colorado State	1-0	0-0	0-0	1-0	.W, 51-30	2005	1-0	0-0	0-0
Connecticut	2-1	1-1	1-0	0-0	.W, 41-17	2006	1-1	1-0	0-0
Delaware	3-3	2-2	1-1	0-0	.L, 52-59	2007	1-2	2-1	0-0
Duke	6-1	3-1	3-0	0-0	.W, 49-10	2009	4-1	0-0	2-0
East Carolina	1-0	1-0	0-0	0-0	.W, 28-23	2006	1-0	0-0	0-0
Eastern Michigan	2-0	1-0	1-0	0-0	.W, 49-21	2006	2-0	0-0	0-0
E. Tennessee State	4-1	2-0	2-1	0-0	.L, 16-19	2001	0-0	4-1	0-0
Elon	3-0	2-0	1-0	0-0	.W, 27-21	2001	0-0	3-0	0-0
Fayetteville State	1-0	1-0	0-0	0-0	.W, 76-0	1999	0-0	1-0	0-0
Florida A&M	2-0	2-0	0-0	0-0	.W, 60-35	2001	0-0	2-0	0-0
Florida State	2-0	1-0	1-0	0-0	.W, 49-44	2009	0-0	0-0	2-0
Furman	4-2	3-1	1-1	0-0	.L, 17-24	2001	0-0	4-2	0-0
Gardner-Webb	1-0	1-0	0-0	0-0	.W, 10-7	2008	0-0	0-0	1-0
Georgia	1-2	0-1	1-1	0-0	.L, 27-30	2009	0-0	0-1	1-1
Hofstra	1-0	1-0	0-0	0-0	.W, 48-20	2000	0-0	1-0	0-0
Illinois State	1-0	1-0	0-0	0-0	.W, 28-17	1999	0-0	1-0	0-0
Iowa	0-1	0-0	0-0	0-1	.L, 14-24	2009	0-0	0-0	0-1
Jacksonville State	4-0	3-0	1-0	0-0	.W, 37-17	2009	0-0	2-0	2-0
Johnson C. Smith	1-0	1-0	0-0	0-0	.W, 57-12	2000	0-0	1-0	0-0
Kent State	1-0	1-0	0-0	0-0	.W, 34-31	2005	1-0	0-0	0-0
LSU	0-1	0-0	0-0	0-1	.L, 3-38	2008	0-0	0-0	0-0
Maryland	0-1	0-0	0-0	0-1	.L, 20-23	2005	0-1	0-0	0-0
Massachusetts	2-1	2-0	0-0	0-1	.W, 21-20	2006	1-0	1-1	0-0
McNeese State	1-0	1-0	0-0	0-0	.W, 42-17	2000	0-0	1-0	0-0
Miami	1-1	1-0	0-1	0-0	.L, 17-33	2009	0-0	0-0	1-1
Mississippi State	2-0	1-0	1-0	0-0	.W, 42-31	2009	0-0	0-0	2-0
Montana	1-0	0-0	0-0	1-0	.W, 27-25	2000	0-0	1-0	0-0
New Mexico	1-0	0-0	0-0	1-0	.W, 34-19	2004	1-0	0-0	0-0
NC State	0-1	0-1	0-0	0-0	.L, 19-65	2002	0-1	0-0	0-0
Northeastern	1-0	1-0	0-0	0-0	.W, 28-24	2004	1-0	0-0	0-0
Northern Arizona	1-0	1-0	0-0	0-0	.W, 72-29	1999	0-0	1-0	0-0
Northern Illinois	1-0	1-0	0-0	0-0	.W, 35-24	2007	1-0	0-0	0-0
North Carolina	1-1	1-0	0-1	0-0	.W, 24-7	2009	0-0	0-0	1-1
North Texas	1-0	0-0	1-0	0-0	.W, 74-62	2007	1-0	0-0	0-0
Northwestern	0-1	0-1	0-0	0-0	.L, 40-49	2002	0-1	0-0	0-0
Notre Dame	1-5	0-0	1-2	0-3	.W, 46-44	2007	1-5	0-0	0-0
Oregon State	0-1	0-0	0-1	0-0	.L, 41-48	1999	0-0	0-1	0-0
Pittsburgh	1-0	0-0	0-1	0-0	.W, 48-45	2007	1-0	0-0	0-0
Rice	3-1	1-1	2-0	0-0	.W, 41-9	2005	3-1	0-0	0-0
Rutgers	1-4	1-1	0-3	0-0	.L, 24-41	2007	1-4	0-0	0-0
Savannah State	1-0	1-0	0-0	0-0	.W, 69-6	2001	0-0	1-0	0-0
SMU	1-0	0-0	1-0	0-0	.W, 38-7	2002	1-0	0-0	0-0
South Florida	2-0	1-0	1-0	0-0	.W, 28-23	1998	0-0	2-0	0-0
Stanford	1-1	0-1	1-0	0-0	.W, 37-9	2006	1-1	0-0	0-0
TCU	0-1	0-0	0-1	0-0	.L, 3-17	2003	0-1	0-0	0-0
Temple	3-0	2-0	1-0	0-0	.W, 30-19	2007	3-0	0-0	0-0
Texas Tech	0-1	0-0	0-0	0-1	.L, 14-38	2003	0-1	0-0	0-0
Tulane	2-2	2-0	0-2	0-0	.W, 49-21	2005	2-2	0-0	0-0
Tulsa	1-1	0-1	1-0	0-0	.L, 23-24	2006	1-1	0-0	0-0
Valdosta State	1-0	1-0	0-0	0-0	.W, 45-26	1997	0-0	1-0	0-0
Vanderbilt	3-0	1-0	2-0	0-0	.W, 56-31	2009	2-0	0-0	1-0
Virginia	1-1	0-1	1-0	0-0	.W, 34-9	2009	0-0	0-0	1-1
Virginia Tech	1-1	1-0	0-1	0-0	.W, 28-23	2009	0-0	0-0	1-1
VMI	6-0	3-0	3-0	0-0	.W, 37-10	2003	1-0	5-0	0-0
Wake Forest	1-2	1-1	0-1	0-0	.W, 30-27ot	2009	0-2	0-0	1-0
Western Carolina	5-0	3-0	2-0	0-0	.W, 50-14	2001	0-0	5-0	0-0
Western Illinois	1-0	1-0	0-0	0-0	.W, 42-14	1998	0-0	1-0	0-0
William & Mary	0-1	0-0	0-1	0-0	.L, 28-29	1997	0-0	0-1	0-0
Wofford	5-0	2-0	3-0	0-0	.W, 48-10	2001	0-0	5-0	0-0
Youngstown State	1-0	0-0	0-0	1-0	.W, 59-24	1999	0-0	1-0	0-0

Introduction

2010 Preview

Players

Staff

2009 Review

Records

History



PAUL JOHNSON

GEORGIA SOUTHERN

1997 (10-3)

Table listing 1997 season games for Georgia Southern, including opponents like Valdosta State, William & Mary, and Wofford.

1998 (14-1)

Table listing 1998 season games for Georgia Southern, including opponents like Elon, Jacksonville State, and Wofford.

1999 (13-2)

Table listing 1999 season games for Georgia Southern, including opponents like Fayetteville State, Wofford, and Oregon State.

2000 (13-2)

Table listing 2000 season games for Georgia Southern, including opponents like Georgia, Johnson C. Smith, and Wofford.

2001 (12-2)

Table listing 2001 season games for Georgia Southern, including opponents like Savannah State, Delaware, and Chattanooga.

Table listing 2002 season games for Georgia Southern, including opponents like Western Carolina, Appalachian State, and The Citadel.

NAVY

2002 (2-10)

Table listing 2002 season games for Navy, including opponents like SMU, NC State, and Northwestern.

2003 (8-5)


Table listing 2003 season games for Navy, including opponents like VMI, TCU, and Eastern Michigan.

2004 (10-2)

Table listing 2004 season games for Navy, including opponents like Duke, Northeastern, and Tulsa.

2005 (8-4)

Table listing 2005 season games for Navy, including opponents like Maryland, Stanford, and Duke.



2006 (9-4)

Table listing 2006 season games for Georgia Tech, including opponents like East Carolina, Massachusetts, and Stanford.

2007 (8-4)

Table listing 2007 season games for Georgia Tech, including opponents like Temple, Rutgers, and Ball State.

GEORGIA TECH

2008 (9-4)

Table listing 2008 season games for Georgia Tech, including opponents like Jacksonville State, Boston College, and Virginia Tech.

2009 (11-3)

Table listing 2009 season games for Georgia Tech, including opponents like Jacksonville State, Clemson, and Miami.

JOHNSON'S RECORD WHEN...

Table showing Paul Johnson's record in various game situations, such as overall record, playing at home, and in overtime.

*Total includes Johnson's six seasons at Navy and first two seasons at Georgia Tech

13 Consecutive Bowl Appearances ■ 2009 ACC Champions



BRIAN BOHANNON

Quarterbacks/B-Backs Coach ■ Georgia (1993) ■ 3rd Season at Georgia Tech



Brian Bohannon, coach of the quarterbacks and B-backs, enters his third season at Georgia Tech and his 14th year working with Yellow Jacket head coach Paul Johnson.

In each of Bohannon's first two seasons on the Flats, the Yellow Jackets have led the ACC in total offense while ranking in the top five nationally in rushing offense.

Under Bohannon, Jonathan Dwyer rushed for more than 1,300 yards in both 2008 and 2009, earned first team All-ACC honors both seasons and was named the ACC Player of the Year in 2008.

Bohannon also helped Josh Nesbitt develop from a running specialist out of the shotgun into one of the nation's premier dual threat quarterbacks. Last season Nesbitt rushed for more than 1,000 yards, became the most prolific rushing QB in Tech

history, and earned first team All-ACC honors in a league that included talented signal callers such as Florida State's Christian Ponder, NC State's Russell Wilson and Virginia Tech's Tyrod Taylor.

Nesbitt enters the 2010 season as an All-American candidate.

Before arriving at Georgia Tech, Bohannon spent six years as wide receivers coach at Navy. Bohannon was part of a staff that returned the Midshipmen to the national spotlight. Navy won 35 games over four years, earning a school-record four consecutive postseason bowl berths and a school-best four straight Commander-In-Chief's Trophies.

Under Bohannon, Navy's receiving corps emerged as outstanding receivers as well as skilled blockers.

In 2007, Navy's offense put up remarkable numbers. The Midshipmen ranked first nationally in rushing (348.8 ypg), 10th in scoring (39.3 ppg), 22nd in total offense (444.1 ypg) and ninth in sacks allowed (1.08 pg). In 2005, Bohannon helped the Mids rushing attack average a nation's best 318.7 yards per contest as Navy went to a bowl game for a third straight year, won a second consecutive bowl game and won the Commander-In-Chief's Trophy for a third-straight year.

In 2004, Bohannon's efforts helped the wide receiver corps to perform well enough for the Midshipmen to finish 45th in the country in total offense (388.8 yards per game), third in rushing offense (289.5), win a school-record-tying 10 games (the most wins since 1905), win the Emerald Bowl and claim the Commander-In-Chief's Trophy. In 2003, he helped the Mids lead the nation in rushing (323.2 yards per contest) and set school records for rushing yards per game, total rushing yards (4,202), rushing yards per attempt (5.5), rushing touchdowns (44), total offense (5,506), total offense per game (423.5) and yards per play (6.0).

In 2002, Navy had the third-best rushing average in the country (270.75) and scored 30 or more points on four occasions.

Bohannon coached the wide receivers for three seasons (1997-99) at Georgia Southern before taking over the defensive backs his last two years (2000-01).

During his initial season as defensive backs coach, the secondary played a key role in Georgia Southern's efforts, ranking 18th nationally in pass defense (156.1 yards per game) and 28th in interceptions (16). The Eagles' secondary took another leap forward in 2001, finishing second nationally in pass defense (125.6 yards per game), fourth in scoring defense (12.0 points per game) and sixth in total defense (261.4 yards per game).

A four-year letterwinner and standout as a wide receiver at Georgia, Bohannon started his coaching career at West Georgia before earning his first full-time position at Gardner-Webb (N.C.) as wide receivers coach in 1996.

A native of Griffin, Ga., he earned his bachelor's degree in general business from Georgia in 1993 and a master's in business education from West Georgia in 1996. He is married to the former Melanie Cobb and they have three children, sons Blake Patrick (8) and Braden Thomas (6) and daughter Brooke Anna (3).

BOHANNON FACTS

Wife	Melanie
Children	Blake, Braden, Brooke
Born	December 17, 1970
Education	Georgia, '93

BOHANNON'S COACHING HISTORY

Year	School	Position	W-L
2009	Georgia Tech	Quarterbacks/B-Backs Coach	11-3
2008	Georgia Tech	Quarterbacks/B-Backs Coach	9-4
2007	Navy	Wide Receivers Coach	8-5
2006	Navy	Wide Receivers Coach	9-4
2005	Navy	Wide Receivers Coach	8-4
2004	Navy	Wide Receivers Coach	10-2
2003	Navy	Wide Receivers Coach	8-5
2002	Navy	Wide Receivers Coach	2-10
2001	Georgia Southern	Defensive Backs Coach	12-2
2000	Georgia Southern	Defensive Backs Coach	13-2
1999	Georgia Southern	Wide Receivers Coach	13-2
1998	Georgia Southern	Wide Receivers Coach	14-1
1997	Georgia Southern	Wide Receivers Coach	10-3
1996	Gardner-Webb	Assistant Coach	2-9
1995	West Georgia	Graduate Assistant/Receivers	9-3
1994	West Georgia	Graduate Assistant/Receivers	7-3





AL GROH

Defensive Coordinator/Outside Linebackers ■ Virginia (1967) ■ 1st Season at Georgia Tech



Al Groh, who has enjoyed success as a head coach on both the collegiate and NFL levels for many years, embarks on his first season at Georgia Tech as the Yellow Jackets' defensive coordinator.

Groh comes to the Flats after serving nine seasons as head coach at Virginia, where he not only made the Cavaliers competitive on the national stage, but helped completely change the environment and culture surrounding the football program in Charlottesville.

Groh earned coach of the year honors in three of his nine years at Virginia. He was named the ACC Coach of the Year in 2002 and 2007 and the American Football Coaches Association's Regional Coach of the Year in 2004.

After taking over the Virginia program in 2001, the Cavaliers won 59 games and appeared in five bowl games. Groh guided the 2007 squad to a 9-4 record and a berth in the Konica Minolta Gator Bowl while earning ACC Coach of the Year laurels for the second time in his career. In 2008 the list of players to earn All-ACC honors under Groh grew to 53, including first-team selections by tackle Eugene Monroe and tight end John Phillips. Monroe became the second Cavalier during Groh's tenure to receive the Jacobs Blocking Trophy as the ACC's top lineman, joining two-time winner Elton Brown. He and Clint Sintim were named to various All-America teams, becoming the 10th and 11th Cavaliers to earn that distinction under Groh.

The 2007 season marked the fifth time during his first seven years on Grounds that Groh led UVA to a bowl game. During that span his teams came away victorious three times, including a dramatic 34-31 win against Minnesota in the Gaylord Hotels Music City Bowl in 2005. In 2007 Chris Long became the program's third unanimous All-American, the Ted Hendricks Award winner, the ACC Defensive Player of the Year and later went on to be taken second overall in the NFL Draft, joining offensive guard Branden Albert as a first-round pick.

When he was named the program's head coach on Dec. 30, 2000, Groh traded in a high-profile NFL head-coaching job with the New York Jets for an opportunity to return to Virginia. He succeeded George Welsh, who retired after 19 seasons at the helm of the Cavaliers, as the winningest coach in ACC and school history. In addition to his 56-44 record,

In 2006 the youthful Cavaliers finished 5-7 overall with impressive wins over NC State and Miami. Four Cavaliers earned All-ACC accolades, including second-team honorees CB Marcus Hamilton and DE Chris Long. Freshmen DE Jeffrey Fitzgerald, OT Will Barker, and QB Jameel Sewell, who filled starting roles for the 'Hoos, were named to The Sporting News' Freshman All-American team. Fitzgerald was also named to the Rivals.com first-team Freshman All-America squad.

Virginia finished the 2005 regular season at 6-5, including upsets of No.4 Florida State and No. 24 Georgia Tech. That season also marked just the second time in the program's history that UVA received a bowl invitation in four consecutive seasons.

Virginia concluded the 2004 season at 8-4 (5-3 ACC) and made its third consecutive bowl appearance. The Cavaliers led the ACC in rushing offense, total offense, first downs, and third-down conversions and set a school record with 34 rushing touchdowns. Groh was honored by his peers as the 2004 AFCA Regional Coach of the Year.

In 2003 the Cavaliers were nationally ranked all season and finished 23rd in the final Associated Press poll. Virginia finished 8-5 (4-4 ACC) and celebrated a return trip to the Continental Tire Bowl with a 23-16 win over Pittsburgh. With the victory, Virginia claimed consecutive bowl championships for just the second time in school history.

During his second season at the helm in 2002, Groh led the Cavaliers to a 9-5 overall record (6-2 ACC, tied for second), including a 48-22 triumph over No. 15 West Virginia in the Continental I Tire Bowl. With the bowl victory, Virginia clinched its first season of nine-or-more wins since 1998 and the sixth in school history. UVA was ranked 22nd in the final Associated Press poll, the team's highest final ranking since 1998. Virginia was picked to finish eighth in the conference in the 2002 preseason.

Named the 2002 ACC Coach of Year, Groh became only the second coach in UVA history to lead the Cavaliers to a bowl game. At the same time, approximately two thirds of Virginia's 2002 roster was comprised of sophomores and either true or red-shirt freshmen. A total of 14 true freshmen and eight redshirt freshmen saw action for the 2002 Cavaliers, with as many as 10 freshmen starting at times during the season. In addition to its bowl victory over West Virginia, Virginia claimed three other wins over ranked opponents in 2002. Among them were back-to-back victories over No. 22 N.C.State (14-9) and No. 18 Maryland (.48-13) in November. The Cavaliers also defeated No. 22 South Carolina 34-21 earlier in the season. Following his first

season at Virginia, Groh was chosen defensive head coach of the Gray team in the 64th Annual Blue-Gray All-Star Football Classic, held December 25, 2001, in Montgomery, Ala.

He was named head coach of the New York Jets before the start of the 2000 season and led that franchise to a 9-7 record in his one year at the helm. During the season, the Jets staged the "Monday Night Miracle" by overcoming a 30-7 fourth-quarter deficit to beat Miami 40-37 in overtime.

Groh previously coached in two Super Bowls as an assistant under Bill Parcells, winning an NFL championship ring with the 1990 New York Giants in Super Bowl XXV and later going to Super Bowl XXXI with the 1996 New England Patriots. In addition to serving one season as the Jets' head coach, Groh coached the linebackers for the Jets under Parcells for three years, from 1997-99.

Groh moved with Parcells when Parcells resigned as head coach of the New England Patriots to take over as the Jets' head coach in 1997. During Groh's tenure at New England, where he served as defensive coordinator, the Patriots' defense improved yearly in nearly every category and ranked among the league's best in take-aways, yards allowed and points allowed. The Patriots finished with an 11-5 record in 1996, winning the AFC championship and playing the Green Bay Packers in Super Bowl XXXI. Chris Slade, a former All-America linebacker at Virginia, was among the many defensive standouts whom Groh coached at New England.



Groh's other NFL coaching stops include one season as linebackers coach on Bill Belichick's staff with the Cleveland Browns (1992) and one season with the Atlanta Falcons (1987) as special teams and tight ends coach for Marion Campbell.

He began his coaching career as an assistant football coach at Charlottesville's Albemarle High School in 1967. The following year, he moved to Tom Cahill's staff at Army where he was the defensive coach for the plebe squad and worked with Parcells for the first time in his career.

Groh returned to UVA in 1970 to serve as the head coach of the freshman team and as the defensive line coach through the 1972 season. From 1973-77, Groh served as an assistant at North Carolina where he coached Lawrence Taylor, whom he later coached with the Giants. He joined Parcells at Air Force in 1978 as defensive coordinator before moving to Texas Tech in 1980 and becoming head coach at Wake Forest in 1981.

While at Wake Forest, Groh guided the program to only its second winning season in 13 years with a 6-5 record in 1984. During his tenure, the school produced one first-team All-American, 12 first-team All-ACC selections, 15 All-ACC academic selections, one ACC Rookie of the Year and one Jacobs Blocking Trophy recipient. Groh also helped develop 14 players who would later go on to play in the NFL, the most concentrated group of pro players produced in Demon Deacon history to that point.

Between his NFL coaching jobs with the Falcons and Giants, Groh served as offensive

13 Consecutive Bowl Appearances ■ 2009 ACC Champions



AL GROH

Continued

coordinator at South Carolina in 1988.

A legendary example of Groh's ability to motivate and inspire his players occurred during the 1994 season at New England, where the Patriots had gotten off to a 3-6 start. Groh decided he would grab an old shovel from his garage and bring it to work the next day. He is known to have told the players: "See this shovel men? 'This is how we're going to get out of this thing. Everyone take a shovel, and you dig one shovel-ful at a time.' The Patriots didn't lose another game that regular season, reaching the playoffs for the first time under Parcells. Groh brought his shovel to every game, keeping it on the sidelines as a reminder of what it took to overcome adversity.

A 1967 graduate of UVA's McIntire School of Commerce, Groh was a member of the varsity football team from 1963-65, playing under Bill Elias and George Blackburn. He lettered at defensive end in 1965. He also lettered as a defenseman on the Cavalier lacrosse team.

Groh was born in New York City and grew up on Long Island. He attended Cham-nade High School in Mineola, N.Y., where he was a standout athlete and earned All-Metropolitan honors in football.

His oldest son Mike was the starting quarterback at Virginia in 1994 and 1995.

Groh and his wife, Anne, are the parents of two sons, Mike and Matthew, and a daughter, Ashley Anne.

Matthew played quarterback at Princeton and is a graduate of Virginia's School of Law.

Mike was on Nick Saban's staff at Alabama in 2009 when the Crimson Tide won the national championship and now serves as the quarterbacks coach at Louisville. He played quarterback at Virginia and later served as an assistant coach and offensive coordinator for the Cavaliers.

The Grohs have two grandsons – Cameron (eight) and Connor (six).

GROH FACTS

Wife Anne
Children Mike, Matthew, Ashley Anne
Grandchildren Cameron, Connor
Education Virginia, '67

GROH'S COACHING HISTORY

Year	School/Team	Position	W-L
2009	Virginia	Head Coach	3-9
2008	Virginia	Head Coach	5-7
2007	Virginia	Head Coach	9-4
2006	Virginia	Head Coach	5-7
2005	Virginia	Head Coach	7-5
2004	Virginia	Head Coach	8-4
2003	Virginia	Head Coach	8-5
2002	Virginia	Head Coach	9-5
2001	Virginia	Head Coach	5-7
2000	New York Jets	Head Coach	9-7
1999	New York Jets	Linebackers	8-8
1998	New York Jets	Linebackers	12-4
1997	New York Jets	Linebackers	9-7
1996	New England Patriots	Defensive Coordinator/Linebackers	11-5
1995	New England Patriots	Defensive Coordinator/Linebackers	6-10
1994	New England Patriots	Defensive Coordinator/Linebackers	10-6
1993	New England Patriots	Defensive Coordinator/Linebackers	5-11
1992	Cleveland Browns	Defensive Coordinator	7-9
1991	New York Giants	Linebackers	8-8
1990	New York Giants	Linebackers	13-3
1989	New York Giants	Linebackers	12-4
1988	South Carolina	Offensive Coordinator	8-4
1987	Atlanta Falcons	Special Teams/Tight Ends	5-11
1986	Wake Forest	Head Coach	5-6
1985	Wake Forest	Head Coach	4-7
1984	Wake Forest	Head Coach	6-5
1983	Wake Forest	Head Coach	4-7
1982	Wake Forest	Head Coach	3-8
1981	Wake Forest	Head Coach	4-7
1980	Texas Tech	Linebackers	5-6
1979	Air Force	Defensive Coordinator	
1978	Air Force	Defensive Coordinator	3-8
1977	North Carolina	Linebackers	8-3-1
1976	North Carolina	Linebackers	9-3
1975	North Carolina	Linebackers	3-7-1
1974	North Carolina	Linebackers	7-5
1973	North Carolina	Linebackers	4-7
1972	Virginia	Defensive Line/Freshman Head Coach	4-7
1971	Virginia	Defensive Line/Freshman Head Coach	3-8
1970	Virginia	Defensive Line/Freshman Head Coach	5-6
1969	Army	Plebe Assistant	
1968	Army	Plebe Assistant	
1967	Albemarle (Va.) HS	Assistant Coach	





CHARLES KELLY

Defensive Secondary Coach ■ Auburn (1990) ■ 5th Season at Georgia Tech



Charles Kelly begins his fifth season at Georgia Tech, his third season under head coach Paul Johnson and his first season as coach of the secondary.

For the previous two seasons, Kelly coached the cornerbacks.

Over the last two seasons, Georgia Tech has recorded 30 interceptions. In 2008, the Yellow Jackets recorded 18 INTs, including three by true freshman cornerback Rashaad Reid, who was a second team Freshmen All-American.

In 2009, Kelly helped develop a number of cornerbacks including Mario Butler, a 14-game starter, and Jerrard Tarrant, who picked off two passes last season including one for a touchdown in the FedEx Orange Bowl. Tarrant was responsible for all four of Tech's non-offensive touchdowns in 2009.

In 2008, Tech ranked in the top 30 nationally last season in total defense and scoring defense.

Kelly, a former defensive coordinator at three different schools, served as the Yel-

low Jackets' special teams coordinator in 2006 and 2007. He was instrumental in making Georgia Tech into one of the nation's best special teams units in 2007. That group went from 119th in the nation in kick return defense in 2006 to second in 2007. Under Kelly's guidance, punter Durant Brooks and place-kicker Travis Bell each earned first team All-ACC accolades. Brooks earned the prestigious Ray Guy Award in 2007 and recorded the highest career punting average in ACC history.

In Kelly's first year, in 2006, Brooks earned second-team All-America and first-team All-ACC honors. With the combination of Brooks and outstanding coverage, Tech ranked second in the nation in net punting. Brooks averaged better than 45 yards per punt, and almost half of his kicks pinned the opponent inside the 20-yard line.

Kelly spent the previous four seasons at Nicholls State, an NCAA Division I-AA program that captured the Southland Conference title in 2005.

Under Kelly, who served as defensive backs coach during his first two seasons at Nicholls, the Colonels finished as the top-ranked defense in the Southland Conference in 2005 and 17th in NCAA Division I-AA. Nicholls led the Southland in total defense and rushing defense while ranking second in scoring defense.

Kelly was instrumental in developing two-time All-America cornerback Chris Thompson, who was drafted in 2004 by the Jacksonville Jaguars.

Kelly went to Nicholls State in 2002 from Eufaula (Ala.) High School, where he served as defensive coordinator and linebackers coach for two seasons. Prior to his move to the high school ranks, the Ozark, Ala., native spent one season (1999) as defensive coordinator at Henderson State and two seasons as defensive coordinator at Jacksonville State. His term as defensive coordinator at Jacksonville State culminated a five-year stay on the JSU staff (1994-98), and he also coordinated the offense and coached the defensive backs, running backs, quarterbacks and receivers over the course of his stay.

Before going to Jacksonville State, Kelly served one year as a graduate assistant at Auburn and was part of the Tigers' 11-0 season in 1993. He spent three seasons as an assistant football coach and baseball coach at Central High School in Phenix City, Ala. (1990-92).

Kelly has coached seven players that have made it to the National Football League, including Brooks, Thompson, Delvin Hugley, Calvin Jackson, Chris Schelling, Dell McGee and most recently, Jahi Word-Daniels.

A 1990 graduate of Auburn with a degree in Secondary Math Education, Kelly played defensive back under former Tiger coach Pat Dye. His senior class put together a four-year record of 39-7-2 while participating in four bowl games. In 2002, Kelly earned a master's degree in Education from Troy State.

Kelly, 42, and his wife, Kristy, have three daughters, Caroline, Kathleen and Charli Grace.



13 Consecutive Bowl Appearances ■ 2009 ACC Champions

KELLY FACTS

Wife Kristy
Children Kathleen, Caroline, Charli Grace
Born Sept. 8, 1967
Education Auburn, '90

KELLY'S COACHING HISTORY

Year	School	Position	W-L
2009	Georgia Tech	Cornerbacks Coach	11-3
2008	Georgia Tech	Cornerbacks Coach	9-4
2007	Georgia Tech	Special Teams Coordinator	7-6
2006	Georgia Tech	Special Teams Coordinator	9-5
2005	Nicholls State	Defensive Coordinator	6-4
2004	Nicholls State	Defensive Coordinator	5-5
2003	Nicholls State	Secondary Coach	5-6
2002	Nicholls State	Secondary Coach	7-4
2001	Eufaula (AL) HS	Defensive Coordinator/Linebackers	9-3
2000	Eufaula (AL) HS	Defensive Coordinator/Linebackers	5-5
1999	Henderson State	Defensive Coordinator	2-9
1998	Jacksonville State	Defensive Coordinator	7-4
1997	Jacksonville State	Defensive Coordinator	1-10
1996	Jacksonville State	Offensive Coordinator	1-9
1995	Jacksonville State	Secondary Coach	7-4
1994	Jacksonville State	Running Backs Coach	4-7
1993	Auburn	Graduate Assistant	11-0
1992	Central (AL) HS	Assistant Coach/Baseball Coach	
1991	Central (AL) HS	Assistant Coach/Baseball Coach	
1990	Central (AL) HS	Assistant Coach/Baseball Coach	



ANDY McCOLLUM

Defensive Line/Recruiting Coordinator ■ Austin Peay State (1981) ■ 1st Season at Georgia Tech



Andy McCollum, a veteran coach with nearly 30 years of college coaching experience and a native of Marietta (Ga.), joined the Georgia Tech coaching staff in January as coach of the defensive line and recruiting coordinator.

McCollum, one of three former head coaches on the Yellow Jacket staff, will supervise Tech's recruiting efforts and work with defensive coordinator Al Groh in installing a 3-4 defense in 2010.

McCollum comes to The Flats after serving three seasons (2007-09) as linebackers coach at NC State, where he was a part of Wolfpack head coach Tom O'Brien's initial coaching staff. NC State, which comes back on the Yellow Jacket schedule this fall for the first time since 2006, participated in the 2008 Papajohns.com Bowl.

Prior to his tenure at NC State, McCollum spent one season in the NFL as an advance scout for the Tennessee Titans in 2006.

McCollum served as head coach at Middle Tennessee State for seven seasons (1999-2005), helping the Blue Raider program make the transition from a struggling I-AA squad to a successful I-A program that competed against BCS opponents 24 times during his tenure. MTSU, which also appears on the Tech schedule this fall, set 84 school records with McCollum at the helm. In 2000, McCollum led the Blue Raiders to a 6-5 record, their first winning record as a I-A program, including back-to-back wins over Connecticut and South Florida by a combined score of 111-19.

His 2001 MTSU squad finished 8-3, won the Sun Belt Conference championship, and ranked fifth nationally in offense. In 2005, the Blue Raider defense ranked ninth nationally. In 2002, 2004 and 2005 he brought in what were considered the top recruiting classes in the Sun Belt Conference. McCollum was named Coach of the Year by the Tennessee Sports Writers Association in 2000 and 2001.

From 1994 to 1998, McCollum worked at Baylor in a variety of roles. In 1995 and 1996 he served as associate head coach, defensive coordinator and coach of the special teams. In '94, the Bears participated in the Alamo Bowl. In 1995, the Bear defense ranked fifth nationally in total defense, fifth in pass defense and ninth in scoring defense.

From 1989 to 1992, McCollum worked as an assistant coach at UTEP. He coached the Miners' wide receivers and special teams in 1989 before moving over to defense to coach the linebackers and special teams from 1990-93.

From 1981 to 1988, McCollum was an assistant coach at Middle Tennessee State. In 1984 and 1985 the Blue Raiders advanced to the Division I-AA playoffs.

Before embarking on a coaching career, McCollum was a four-year starter (offensive guard and tight end) at Austin Peay State from 1977 to 1980. He led the Governors in receptions in 1979 and was a starter on the '77 Ohio Valley Conference championship team.

McCollum earned his undergraduate degree from Austin Peay State in 1981, and his master's from Middle Tennessee State in 1983.

McCollum was born (March 1, 1959) in Marietta (Ga.), where he played football at Marietta High School. He was recently inducted into the Marietta High School Hall of Fame.


McCollum and wife, Gwen, have two children: Drew and Andrea.

McCOLLUM FACTS

Wife Gwen
Children Drew, Andrea
Born March 1, 1959
Education Austin Peay State, '81

McCOLLUM'S COACHING HISTORY

Year	School	Position	W-L
2009	NC State	Linebackers Coach	5-7
2008	NC State	Linebackers Coach	6-7
2007	NC State	Linebackers Coach	5-7
2006	Tennessee Titans	Advance Scout	
2005	Middle Tennessee State	Head Coach	4-7
2004	Middle Tennessee State	Head Coach	5-6
2003	Middle Tennessee State	Head Coach	4-8
2002	Middle Tennessee State	Head Coach	4-8
2001	Middle Tennessee State	Head Coach	8-3
2000	Middle Tennessee State	Head Coach	6-5
1999	Middle Tennessee State	Head Coach	3-8
1998	Baylor	Linebackers Coach	2-9
1997	Baylor	Linebackers Coach	2-9
1996	Baylor	Assoc. Head Coach/Defensive Coordinator/STC	4-7
1995	Baylor	Assoc. Head Coach/Defensive Coordinator/STC	7-4
1994	Baylor	Associate Head Coach	7-5
1993	Baylor	Linebackers/Special Teams	5-6
1992	UTEP	Linebackers/Special Teams	1-10
1991	UTEP	Linebackers/Special Teams	4-7-1
1990	UTEP	Linebackers/Special Teams	3-8
1989	UTEP	Wide Receivers/Special Teams	2-10
1988	Middle Tennessee State	Defensive Backs/Special Teams	7-4
1987	Middle Tennessee State	Defensive Backs/Special Teams	6-5
1986	Middle Tennessee State	Defensive Backs/Special Teams	6-5
1985	Middle Tennessee State	Running Backs/Special Teams	11-1
1984	Middle Tennessee State	Running Backs/Special Teams	11-3
1983	Middle Tennessee State	Wide Receivers/Tight Ends	8-2
1982	Middle Tennessee State	Wide Receivers/Tight Ends	8-5
1981	Middle Tennessee State	Tight Ends	6-5





LAMAR OWENS

A-Backs Coach ■ Maryland (2008) ■ 3rd Season at Georgia Tech



Lamar Owens, who played for Paul Johnson at the U.S. Naval Academy, enters his third year at Georgia Tech and his first as a full-time assistant coach.

Owens was promoted to coach of the A-backs following the 2009 season, replacing Jeff Monken, who resigned to take the head coaching job at Georgia Southern.

Owens spent the previous two seasons as a staff assistant.

Owens inherits a deep but young group of A-backs including juniors Roddy Jones, Emby Peebles and Marcus Wright, and sophomore Orwin Smith.

A native of Savannah, Ga., Owens graduated from Benedictine Military School in 2002 before moving on to the Naval Academy. After completing his football career, Owens enrolled at the University of Maryland

in the fall of 2007 and graduated in May of 2008.

The co-captain directed Navy to an 8-4 campaign and a San Diego Credit Union

Poinsettia Bowl victory over Colorado State in 2005.

Owens rushed for 122 yards on 19 carries in his first career start to become just the 14th Navy quarterback to rush for over 100 yards in a game and just the third Mids QB to eclipse 100 yards rushing in his first start.

Owens rushed for 880 yards and 11 touchdowns, while throwing for 1,299 yards and six touchdowns his senior campaign. He won the Joe Bellino Award as the team's leading rusher and the E.E. "Rip" Miller Award as the season's most valuable player, as voted on by his teammates. Owens set two single-season and two career individual records and finished his career with 1,009 rushing yards.

OWENS FACTS

Born September 6, 1983
Education Maryland, '08

OWENS' COACHING HISTORY

Year	School	Position	W-L
2009	Georgia Tech	Staff Assistant	11-3
2008	Georgia Tech	Staff Assistant	9-4


13 Consecutive Bowl Appearances ■ 2009 ACC Champions

Two Former Navy QBs On Yellow Jacket Staff

Two former quarterbacks who played under Paul Johnson at Navy are now part of Johnson's coaching staff at Georgia Tech.

Lamar Owens (top photo), who came to Georgia Tech in 2008, is in his first season as a full-time assistant coach, coaching the Yellow Jacket A-backs.

Before Owens served as the Midshipmen quarterback earlier this decade, **Craig Candeto** (bottom photo) was Navy's signal-caller. Candeto is in his first year as a graduate assistant coach with the Yellow Jackets.





AL "BUZZ" PRESTON

Wide Receivers Coach ■ Hawai'i (1982) ■ 3rd Season at Georgia Tech



Al "Buzz" Preston, who has enjoyed success from Honolulu to South Bend, begins his third season in Atlanta as Georgia Tech's wide receivers coach.

Over the last two seasons, Preston has helped develop a strong group of young receivers as well as Demaryius Thomas, a 2009 first team All-ACC selection who left Tech for the NFL.

Thomas, who made remarkable strides in his blocking skills since Preston's arrival, left the Flats as one of the most prolific receivers in Georgia Tech history. In just three seasons Thomas caught 120 passes for 2,339 yards (fourth-most in Tech history) while averaging 19.5 yards per reception. Thomas had 15 career touchdown receptions and caught at least one pass in 29 consecutive games.

Since Preston's arrival, Tech has led the

ACC in total offense in both 2008 and 2009.

Preston came to Tech after serving one season at New Mexico, where he helped lead the Lobos to their first bowl victory in more than 45 years. As New Mexico's running backs coach in 2007, Preston coached Lobo junior running back Rodney Ferguson, who earned first team All-Mountain West Conference honors for the second straight year after rushing for 1,177 yards and 13 touchdowns.

Preston has 30 seasons of collegiate coaching experience, including two stints at Stanford (1999-2001, 2006). During his first three-year run with the Cardinal, Preston was part of two bowl teams that were also two of the best squads in Stanford history. He helped coach the Cardinal to the 1999 Pac-10 title on its way to the 2000 Rose Bowl. In 2001, Stanford put together a 9-3 record and was ranked among the top 10 teams in the nation during the year before playing in the Seattle Bowl against Georgia Tech.

Following his three seasons at Stanford, Preston went with coach Tyrone Willingham to Notre Dame for three more seasons (2002-04) to coach the running backs and serve as special teams coordinator. He helped lead the Irish to two bowl games with appearances in the Gator Bowl in 2002 and the Insight Bowl following the 2003 regular season.

Under Preston's tutelage, Julius Jones rushed for 1,268 yards and 10 touchdowns as a senior at Notre Dame in 2003. Jones also had 1,568 all-purpose yards and a school-record three 200-yard rushing games in '03 en route to honorable mention All-America honors. Jones went on to be selected in the second round of the 2004 NFL Draft by the Dallas Cowboys. In 2002, Irish running back Ryan Grant eclipsed the 1,000-yard mark as well.

Before coming to Stanford for the first time, Preston was the assistant head coach and offensive coordinator/QB coach at UNLV in 1998. Prior to that, he coached running backs at Washington State from 1994-97. During his four-year term at Washington State, Preston was part of a coaching staff that guided the Cougars to the Pacific-10 Conference championship in 1997 and its first Rose Bowl appearance in 67 years. The Cougar offense broke the Pac-10 record for most total yards in a single season.


One of Preston's pupils, Mike Black, gained 1,157 yards rushing and was named All-Pac 10. The Cougars finished 10-2 overall and were ranked ninth in the nation.

Preston also coached at his alma mater, Hawai'i, from 1987-93, when he served on the same coaching staff with Paul Johnson. He had several roles during his tenure with the Rainbows, including coaching the offensive special teams, receivers and defensive backs, while also serving as the strength and conditioning liaison. Preston's seven-year stay at Hawai'i was highlighted by the first two bowl games in school history and the first Western Athletic Conference title ever for the program. In 1989, Hawai'i participated in its first bowl game, losing to Michigan State in the Aloha Bowl. The Rainbows won the WAC championship in 1992 and went on to defeat Illinois in the Holiday Bowl.

Preston's first full-time coaching job came at Southern Illinois from 1984-86 when he tutored receivers and the defensive backfield. During his three seasons in Carbondale, SIU's defense improved dramatically - from eighth to second in the conference - while nine of his pupils received all-conference recognition.

He was a graduate assistant at Hawai'i in 1980 and 1981, a part-time coach at UH in 1982, and a graduate assistant at Washington in 1983. During his career, Preston has also been a guest coach for the Toronto Argonauts, Tampa Bay Buccaneers, Miami Dolphins and Philadelphia Eagles.

A native of Los Angeles, Preston received a bachelor's degree in Speech from Hawai'i in 1982. He was a two-year letterwinner (1978-79) with the Rainbow football team. Preston is a 1975 graduate of Banning High School in Los Angeles. He and his wife, Audrey, have three children: Amber (23), Evan (20) and Quinn (11).



PRESTON FACTS

Wife Audrey
 Children Amber, Evan, Quinn
 Education Hawai'i, '82

PRESTON'S COACHING HISTORY

Year	School	Position	W-L
2009	Georgia Tech	Wide Receivers Coachs	11-3
2008	Georgia Tech	Wide Receivers Coach	9-4
2007	New Mexico	Running Backs Coach	9-4
2006	Stanford	Running Backs Coach	1-11
2004	Notre Dame	Running Backs Coach	6-6
2003	Notre Dame	Running Backs Coach	5-7
2002	Notre Dame	Running Backs Coach	10-3
2001	Stanford	Running Backs Coach	9-3
2000	Stanford	Running Backs Coach	5-6
1999	Stanford	Running Backs Coach	8-4
1998	UNLV	Assistant Head Coach/ Offensive Coordinator/ QB Coach	0-11
1997	Washington State	Running Backs Coach	10-2
1996	Washington State	Running Backs Coach	5-6
1995	Washington State	Running Backs Coach	3-8
1994	Washington State	Running Backs Coach	8-4
1993	Hawai'i	Wide Receivers Coach	6-6
1992	Hawai'i	Wide Receivers Coach	11-2
1991	Hawai'i	Wide Receivers Coach	4-7-1
1990	Hawai'i	Wide Receivers Coach	7-5
1989	Hawai'i	Wide Receivers Coach	9-3-1
1988	Hawai'i	Wide Receivers Coach	9-3
1987	Hawai'i	Defensive Backs Coach	5-7
1986	Southern Illinois	Defensive Backs Coach	7-4
1985	Southern Illinois	Wide Receivers Coach	4-7
1984	Southern Illinois	Wide Receivers Coach	3-8
1983	Washington	Graduate Assistant (Defensive Backs)	8-4
1982	Hawai'i	Part-time Assistant Coach (Receivers)	6-5
1981	Hawai'i	Graduate Assistant (Receivers)	9-2
1980	Hawai'i	Graduate Assistant (Receivers)	8-3

Introduction

2010 Preview

Players

Staff

2009 Review

Records

History



MIKE SEWAK

Co-Offensive Line Coach ■ Virginia (1981) ■ 3rd Season at Georgia Tech



Mike Sewak, who has coached on the college level for 26 years including four years as head coach at Georgia Southern, enters his third year at Georgia Tech as co-coach of the offensive line. Sewak works primarily with the guards and centers.

Last season Sewak helped assemble an offensive line that overcame several injuries to help Georgia Tech lead the ACC and rank second nationally in rushing offense (295.4 ypg), and lead the ACC in total offense (422.1 ypg).

Two Yellow Jacket offensive linemen – guard Cord Howard and center Sean Bedford – were named first team All-ACC. Under Sewak, Bedford has developed from a walk-on defensive lineman into an all-conference center.

In Sewak's first season with the Yellow Jackets, he coached a youth-laden offensive line that had to quickly grasp Tech's new

spread option offense and unique blocking scheme. The end result saw the Jackets lead the ACC and rank fourth nationally in rushing offense (273.2 ypg) and lead the ACC in total offense (372.5 ypg).

Two Yellow Jacket linemen – senior tackle Andrew Gardner (1st team) and Howard (2nd team) – earned All-ACC honors in 2008.

Sewak, Johnson's offensive coordinator at Georgia Southern from 1997 to 2001, replaced Johnson as head coach of the Eagles in 2002. He produced a record of 35-14 as Georgia Southern's head coach and led the Eagles to three NCAA Division I-AA play-offs appearances and two Southern Conference championships. He was named the 2004 Southern Conference Coach of the Year.

In his first season as head coach in 2002, Sewak led Georgia Southern to the I-AA semifinals and within a last-second missed field goal of the national championship game. The Eagles finished the season with an 11-3 record, won the school's sixth consecutive league title and made their fifth straight national semifinals appearance. In addition, Sewak's offense led the nation in rushing, averaging 386.2 yards per game.

Georgia Southern followed with an uncharacteristic 7-4 mark in 2003, a season which saw Sewak valiantly sidestep adversity and numerous key injuries to guide GSU to victories in six of its last eight games and earn his second straight rushing title as a head coach with a 335.6 yards per game average.

Sewak put GSU back on track in 2004. Georgia Southern rolled through the regular season with an offensive juggernaut, averaging 47 points per game and winning eight games in a row between losses to I-A Georgia and Southern Conference co-champion

Furman, the No. 2 ranked team in I-AA.

While young on both sides of the ball in 2005, Georgia Southern led I-AA in rushing again. After a 1-2 start, the Eagles won seven of their last eight games to clinch an at-large playoff bid. The only loss during that stretch was to Appalachian State, the Southern Conference champion and the No. 2 seed in the I-AA playoffs. Sewak also led the Eagles to a win over Furman when the Paladins were ranked No. 1 in the country.

As offensive coordinator under Johnson at Georgia Southern from 1997 to 2001, Sewak's offensive unit consistently ranked as one of the nation's best at the NCAA Division I-AA level during the five-year span. After finishing second in rushing offense, total offense and scoring offense in 1998, the Eagles improved to a first-place national standing in all three categories in 1999 – averaging 419.0 rushing yards, 551.7 total yards and 50.0 points per game.

In all, as Georgia Southern's offensive coordinator from 1997 to 2001, the Eagles rolled to a 62-10 mark, scored 2,855 points (39.7 ppg), picked up 25,941 rushing yards (360.3 ypg), 7,816 passing yards (108.6 ypg) and 33,757 total yards (468.8 ypg). Sewak also played a key role in helping lead Georgia Southern to five straight Southern Conference championships and NCAA Division I-AA playoff appearances, three national championship games and two national titles in 1999 and 2000.

In addition, three Georgia Southern offensive linemen earned All-America honors under his direct guidance from 1997 to 2001. Guard Mark Williams, who also was the recipient of back-to-back Southern Conference Jacob's Blocking Trophies in '97 and '98, tackle Rich McGrath and center Matt Winslette all earned national honors under Sewak's leadership.

During his time at Georgia Southern, Sewak took an active role in the community, serving as a member of the Parent-Teacher Organization (PTO) in the Bulloch County (Ga.) School District. He kept ties with the Special Olympics program, serving as a volunteer in various capacities. He also instilled a community relations leadership role for his players who spent many lunch and reading sessions with children at Statesboro's Mill Creek Elementary School and donated their time to the March of Dimes Walk America and "Operation Cleanup".

Sewak was appointed as the honorary chairperson of the Keep Bulloch Beautiful campaign in February, 2002, and was selected to a similar capacity for the 2003 Bulloch County's Walk America in January.

Prior to his second stint at Georgia Southern, Sewak helped turn around a struggling program at Ohio University as offensive coordinator and offensive line coach under current Wake Forest head coach Jim Grobe in 1995 and 1996. The Bobcats, after going 0-11 prior to Sewak's arrival, went 2-8-1 in '95 before posting a 6-6 record in 1996 – the school's best mark since 1982. Sewak directed an offensive unit which ranked first in the Mid-America Conference in rushing with a 274.0 per game average.

Prior to Ohio, Sewak spent eight years as an assistant coach at Hawai'i, where he coached the Warriors' offensive line for seven seasons and the wide receivers for one. During his tenure in Honolulu, Hawaii won the 1992 Western Athletic Conference championship, broke more than 150 offensive records, and finished among the nation's offensive leaders each year, averaging 31.7 points and 418 yards per game.

Sewak's first stint at Georgia Southern came as an assistant coach with the Eagles in 1985 and 1986 when he worked under coach Erk Russell. Sewak coached the running backs and the defensive backs on national championship teams in 1985 and 1986, respectively. The Eagles captured their first two NCAA Division I-AA titles those seasons, recording consecutive 13-2 records.

Sewak's first association with Georgia Tech came in 1984 when he served as a graduate assistant tight ends coach under head coach Bill Curry.

A native of Johnstown, Pa., Sewak began his career in 1982 at Hobart (N.Y.) College where he served as offensive coordinator and offensive line coach.

A three-year letterman as an offensive lineman at Virginia, Sewak earned a degree in psychology from UVA in 1981. He was invited to tryouts with the Baltimore Colts and Pittsburgh Steelers after the completion of his collegiate playing eligibility. Sewak added a Masters degree in the spring of 2008 from Georgia Southern.

He and his wife, the former Robin Farmery of Marietta, Ga., are the parents of three children – Michael Robert, Olivia and Nicholas.



13 Consecutive Bowl Appearances ■ 2009 ACC Champions

SEWAK FACTS

Wife	Robin	Children	Michael Robert, Olivia, Nicholas
Born	Sept. 3, 1958	Education	Virginia, '81
Masters	Georgia Southern, '08		

SEWAK'S COACHING HISTORY

Year	School	Position	W-L
2009	Georgia Tech	Co-Offensive Line Coach	11-3
2008	Georgia Tech	Co-Offensive Line Coach	9-4
2005	Georgia Southern	Head Coach	8-4
2004	Georgia Southern	Head Coach	9-3
2003	Georgia Southern	Head Coach	7-4
2002	Georgia Southern	Head Coach	11-3
2001	Georgia Southern	Offensive Coordinator	12-2
2000	Georgia Southern	Offensive Coordinator	13-2
1999	Georgia Southern	Offensive Coordinator	13-2
1998	Georgia Southern	Offensive Coordinator	14-1
1997	Georgia Southern	Offensive Coordinator	10-3
1996	Ohio	Offensive Coordinator/Off. Line	6-6
1995	Ohio	Offensive Coordinator/Off. Line	2-8-1
1994	Hawai'i	Assistant Coach	3-8-1
1993	Hawai'i	Assistant Coach	6-6
1992	Hawai'i	Assistant Coach	11-2
1991	Hawai'i	Assistant Coach	4-7-1
1990	Hawai'i	Assistant Coach	7-5
1989	Hawai'i	Assistant Coach	9-3-1
1988	Hawai'i	Assistant Coach	9-3
1987	Hawai'i	Assistant Coach	5-7
1986	Georgia Southern	Assistant Coach	13-2
1985	Georgia Southern	Assistant Coach	13-2
1984	Georgia Tech	Graduate Assistant	6-4-1
1983	Hobart College	Offensive Coordinator/Offensive Line	5-3-1
1982	Hobart College	Offensive Coordinator/Offensive Line	4-5



JOE SPEED

Inside Linebackers Coach ■ U.S. Naval Academy (1996) ■ 1st Season at Georgia Tech



Joe Speed, who spent the past eight seasons as an assistant coach at the U.S. Naval Academy, enters his first season at Georgia Tech as coach of the inside linebackers.

Speed, one of three new Yellow Jacket coaches on the defensive side of the ball, will work with Al Groh to install a 3-4 defense in 2010.

At Navy, Speed worked six seasons under head coach Paul Johnson before Johnson came to Georgia Tech. Over the past four seasons, Speed coached the Midshipmen defensive backs and also served as head coach of the junior varsity team.

Speed was part of a staff that brought the Midshipmen back into the national spotlight with a 61-29 record over the last seven years.

Last season Navy won 10 games (10-4) and defeated Missouri in the Texas Bowl. The Midshipmen defeated Army and Air Force to capture the Commander-In-Chief's Trophy and the Navy defense ranked 18th nationally in scoring defense, allowing less than 20 points per game.

In 2008, Speed helped first-year head coach Ken Niumatalolo to one of the most successful seasons for a first-year head coach in school history. The Mids posted an 8-5 record in 2008, which is the best mark for a first-year head coach at Navy since 1934. The eight wins qualified the Midshipmen for the EagleBank Bowl. Navy earned a 24-17 victory over 16th-ranked Wake Forest, which was Navy's first win over a team ranked in the Associated Press Top 25 since 1985, as well as Navy's victory the previous week over Rutgers. It was the first time since 1981 that Navy beat teams currently in the BCS in back-to-back weeks. Navy also defeated a program-record four bowl teams.

The 2007 season – Johnson's final campaign in Annapolis – was a memorable one as well as the Midshipmen posted an 8-5 record, won a school-record fifth-consecutive Commander-In-Chief's Trophy, appeared in a school-record fifth-straight bowl game, and defeated Notre Dame for the first time since 1963. Safety Ketric Buffin became the first player in school history to intercept a pass in each of the first four games of the season.

In 2006 one of Speed's pupils, Keenan Little, became the first player in Navy history to score a defensive touchdown in both Service Academy games in the same year as Navy once again won the Commander-In-Chief's Trophy and participated in a bowl game.

Speed returned to the Naval Academy after a two-year hiatus at the Naval Academy Prep School in Newport, R.I., where he served as the Director of Athletics for two seasons and as the head football coach for one year.

Before going to the prep school, Speed had a successful military tour at the United States Naval Academy as a Captain in the United States Marine Corps.

In his first stint at Navy, Speed served as the Executive Administrator and Military Liaison Officer for the football team, while serving to recruit future Marine Officers, as well. Speed's military duties involved the supervision of various administrative, logistical, and professional matters pertaining to the football team and the Naval Academy Athletic Association.

On the field, Speed served as the assistant linebackers coach and head junior varsity coach. He coached four seasons at Navy and in 2003, helped guide the football team to an impressive 8-5 record, which included capturing the Commander-In-Chief's Trophy and an appearance in the 2003 Houston Bowl.

A 1996 graduate of the Naval Academy, Speed was a standout on the gridiron for the Midshipmen. A four-year starter at safety, he finished his career with 260 tackles and five interceptions.

Following graduation, Speed was commissioned as a Second Lieutenant in the United States Marine Corps and reported to Quantico, Va., where he trained and took the Infantry Officers Course.

In September of 1997, he reported to GOLF Company, 2nd Battalion, 7th Marines in Twenty-Nine Palms, Calif. and in July of 1998, went to Okinawa, Japan, for six months, where he was involved in exercise FOAL EAGLE in Korea. After working with the Army in Fort Erwin, Calif. for a month, Speed went to Africa for three months on a security mission for the U.S. Embassy in Nairobi, Kenya.

Speed, and his wife, Ingrid, reside in Atlanta.



SPEED FACTS			
Wife	Ingrid		
Born	June 16, 1973		
Education	U.S. Naval Academy, '96		
SPEED'S COACHING HISTORY			
Year	School	Position	W-L
2009	Navy	Defensive Backs Coach/JV Head Coach	10-4
2008	Navy	Defensive Backs Coach/JV Head Coach	8-5
2007	Navy	Defensive Backs Coach/JV Head Coach	8-5
2006	Navy	Defensive Backs Coach/JV Head Coach	9-4
2005	Naval Academy Prep School		
2004	Naval Academy Prep School		
2003	Navy		8-5
2002	Navy		2-10
2001	Navy		0-10
2000	Navy		1-10

Introduction

2010 Preview

Players

Staff

2009 Review

Records

History



TODD SPENCER

Co-Offensive Line Coach ■ Pacific Lutheran (1979) ■ 3rd Season at Georgia Tech



Todd Spencer begins his 27th year of coaching and his third season at Georgia Tech as coach of the offensive line, with a primary focus on the tackle position.

Last season Spencer helped piece together a line that overcame several injuries to lead the ACC and rank second nationally in rushing offense (295.4 ypg), and lead the ACC in total offense (422.1 ypg).

Two Yellow Jackets earned first team All-ACC honors in 2009 – senior guard Cord Howard and junior center Sean Bedford.

In Spencer's first season at Tech, he helped a young offensive line learn a completely new offensive system and blocking scheme. Despite injuries to both senior starters at tackle, the Yellow Jackets led the ACC and ranked fourth nationally in rushing offense (272.2 ypg) and first in the ACC in

total offense (372.5 ypg).

Senior tackle Andrew Gardner earned first team All-ACC honors and was selected in the NFL draft by the Miami Dolphins. Howard earned second team All-ACC honors.

In the summer of 2008, Spencer was named one of the nation's top five offensive line coaches by CBSSports.com.

Spencer came to Georgia Tech after 11 seasons at the Naval Academy, including six seasons under head coach Paul Johnson. Spencer saw firsthand the remarkable turnaround of the Midshipmen football program. Over Spencer's final four seasons in Annapolis, Navy won 35 games, advanced to a postseason bowl game four consecutive years and won a school-record four straight Commander-In-Chief's Trophies.

In 2007, Spencer helped Navy produce amazing numbers. The Midshipmen ranked first nationally in rushing (348.8 ypg), 10th in scoring (39.3 ppg), 22nd in total offense (444.1 ypg) and Spencer's offensive line allowed just 1.08 sacks per game, which ranked ninth nationally.

Spencer teamed up with Ken Niumatalolo, Johnson's successor at Navy, in 2006

to coach an offensive line that helped pave the way for the nation's top rushing offense for the third time in five seasons. In 2005, Spencer was part of a staff that helped the Mids average a nation's-best 318.7 yards per contest, as Navy won a then-school-record second-straight bowl game and claimed the Commander-In-Chief's Trophy.

In 2004, Spencer helped an offensive line that was hampered by injuries all year to perform well enough for the Midshipmen to finish third in the country in rushing (289.5), win a school-record tying 10 games (the most wins since 1905), win the Emerald Bowl and capture the Commander-In-Chief's Trophy in back-to-back years.

Navy's offensive line was key in the NCAA record 26-play, 94-yard, 14:26 epic drive in the Emerald Bowl. Offensive guard August Roitsch was named to the Sports Illustrated All-Bowl Team, while the starting offensive line was selected to the College Football News All-Bowl Team.

In 2003, despite a lack of experience up front, the Mids led the nation in rushing (323.2 ypg) and set school records for rushing yards per game, total rushing yards (4,202), rushing yards per attempt (5.5), rushing touchdowns (44), total offense (5,506), total offense per game (423.5) and yards per play (6.0) as Navy went 8-5, won the Commander-In-Chief's Trophy and earned a berth in the Houston Bowl.

In 2002, Spencer developed Derek Jaskowiak into a College Football News All-Independent selection and an Honorable Mention All-East performer. Jaskowiak was also selected to participate in the Hula Bowl All-Star Game. In 2000, Spencer saw pupil Hoot Stahl invited to play in the Blue-Gray All-Star Game.

Spencer brought a vast knowledge of the option attack to Annapolis after spending six seasons as the offensive line coach at option-oriented Oregon State. In 1993, Oregon State's rushing offense finished second in the nation, averaging 300.6 yards per game.

Known for his intensity on the field, Spencer has also been the offensive line coach at Northern Illinois (1990) and Texas-El Paso (1989), and was the offensive coordinator at Southern Utah (1988) and Trinity Valley Community College (1986-87). He got into the major college ranks as a graduate assistant (defensive backs) for Rich Brooks at Oregon (1984-85) and was a graduate assistant (offensive line) for Fred Akers at Texas (1985-86).

A native of Beaverton, Ore., Spencer attended Whitworth College in Spokane, Wash., from 1974-76, and was a defensive back under Hugh Campbell, a former head coach of the Houston Oilers. He then transferred to Pacific Lutheran (1977-79), where he played safety for two years. Spencer earned his bachelor's degree in physical education from Pacific Lutheran (1979) and his M.A. from Linfield College in physical education in 1981.

He is the father of two daughters, Whitney and Ashley.

13 Consecutive Bowl Appearances ■ 2009 ACC Champions



SPENCER FACTS

Children Whitney, Ashley
Born Dec. 19, 1955
Education Pacific Lutheran, '79

SPENCER'S COACHING HISTORY

Year	School	Position	W-L
2009	Georgia Tech	Co-Offensive Line Coach	11-3
2008	Georgia Tech	Co-Offensive Line Coach	9-4
2007	Navy	Offensive Line Coach	8-5
2006	Navy	Offensive Line Coach	9-4
2005	Navy	Offensive Line Coach	8-4
2004	Navy	Offensive Line Coach	10-2
2003	Navy	Offensive Line Coach	8-5
2002	Navy	Offensive Line Coach	2-10
2001	Navy	Offensive Line Coach	0-10
2000	Navy	Offensive Line Coach	1-10
1999	Navy	Offensive Line Coach	5-7
1998	Navy	Offensive Line Coach	3-8
1997	Navy	Offensive Line Coach	7-4
1996	Oregon State	Offensive Line Coach	2-9
1995	Oregon State	Offensive Line Coach	1-10
1994	Oregon State	Offensive Line Coach	4-7
1993	Oregon State	Offensive Line Coach	4-7
1992	Oregon State	Offensive Line Coach	1-9-1
1991	Oregon State	Offensive Line Coach	1-10
1990	Northern Illinois	Offensive Line Coach	6-5
1989	UTEP	Offensive Line Coach	2-10
1988	Southern Utah	Offensive Coordinator	4-7
1987	Trinity Valley CC	Offensive Coordinator	4-6
1986	Trinity Valley CC	Offensive Coordinator	1-9
	Texas	Graduate Assistant	5-6
1985	Oregon	Graduate Assistant	5-6
	Texas	Graduate Assistant	8-4
1984	Oregon	Graduate Assistant	6-5



COACHES/OPERATIONS

JASON SNIDER

- Director of Football Operations
- 3rd Season at Georgia Tech
- U.S. Naval Academy (1999)



Jason Snider is in his third year as Georgia Tech's Director of Football Operations.

As Director of Football Operations, Snider implements, builds, and develops the team budget, while overseeing business contracting, team travel, personnel, and facility upgrades and renovations.

Snider, 34, came to Tech in January of 2008 as assistant director of football operations and was promoted to the director of operations seven months later.

A native of McArthur, Ohio, Snider received an appointment to the U.S. Naval Academy from Ohio Governor Ted Strickland. Snider went on to graduate from the Academy in 1999 with a degree in Political Science. As a Midshipman, Snider was a three-year varsity letterwinner and starting defensive tackle on the 1996 Aloha Bowl team. He later went on to become the 1998 defensive captain and member of the Annapolis Touch-down Club.

Following graduation, Snider served as the communications officer aboard USS Robert G Bradley and Officer of the Deck aboard USS Harry S. Truman. On March 20, 2003, Snider was the acting Officer of the Deck aboard the Truman when the United States launched initial attacks against Iraq.

After his service in the Eastern Mediterranean Sea, Snider returned to the Naval Academy and worked on Paul Johnson's staff for two years, serving as director of football operations and assistant defensive line coach. In 2004, he helped mentor a Navy team that finished 10-2 and earned a win over New Mexico in the 2004 Emerald Bowl in San Francisco.

Prior to his arrival at Georgia Tech, Snider served as the athletic director at Jackson High School in Jackson, Ohio. In July of 2007, he was appointed to Rio Grande Community College's Board of Trustees. He is the owner of The Annapolis Co. and Mound Hill Farms Outfitting.

TOPHER ROBERTS

- Assistant Director of FB Operations
- 2nd Season at Georgia Tech
- North Carolina (2003)



Topher Roberts begins his second season at Georgia Tech as Assistant Director of Football Operations.

Roberts' duties include organization of team travel, spring and preseason training camp, and assisting with the day to day operations of the program.

Roberts joined the Yellow Jacket staff in the spring after working four years (2005-09) with the Atlanta Falcons as Travel Logistics Manager. While working for the Falcons, Roberts also served simultaneously as Football Operations Manager for the Georgia Force, the Atlanta arena football team.

Previous stops for Roberts included an internship with NFL Europe's Berlin Thunder in 2004, the Southern Conference and the University of North Carolina football office.

A 2003 North Carolina graduate with a degree in communication studies, Roberts served as a placekicker for the Tar Heel football team from 2001-03. Roberts earned two varsity letters and was awarded a scholarship prior to his senior season.

CRAIG CANDETO

- Graduate Assistant
- 1st Season at Georgia Tech
- U.S. Naval Academy (2004)



Craig Candeto, a former quarterback under Paul Johnson at Navy and a former Navy lieutenant fighter pilot, begins his first season at Georgia Tech as an offensive graduate assistant coach.

Candeto will work primarily with the Yellow Jacket B-backs and quarterbacks.

Candeto spent the 2009 season as a graduate assistant at Austin Peay.

Prior to embarking on a coaching career, Candeto spent five years as a fighter pilot, a member of Strike Fighter Squadron 106 "Gladiators" stationed in Virginia Beach, Va., flying T-34, T-45 and F/A-18 jets. The former lieutenant retired from the Navy in 2009

after piloting a \$57 million Super Hornet aircraft.

Prior to his military career, Candeto was a standout quarterback under Johnson at Navy. In 2002, he rushed for six touchdowns in Navy's 58-12 win against Army, tying the NCAA record for rushing TDs by a quarterback. In total, he accounted for seven TDs in the game.

Candeto rushed and passed for more than 1,000 yards in a season, a rare feat also accomplished last season at Georgia Tech by Josh Nesbitt. Candeton earned the 2002 and 2003 Rubino Memorial Silver Helmet award as the Outstanding Football Player at Navy. As co-captain in 2003, he quarterbacked a Navy team that won three games in the previous three seasons and guided it to an 8-5 record and its first bowl appearance in seven years. That same Navy team led the nation in rushing.

He was 2004 recipient of the Joe Bellino Award presented to the team's top rusher as well as the 2004 Military Quarterback of the Year. Candeto also is a member of the Navy Athletic Hall of Fame.

Candeto also played baseball at Navy where he was a first-team All-Patriot League outfielder in 2003 along with being named Thompson Trophy Cup recipient, for the Midshipman who has done the most during the year to promote athletics at the Naval Academy.

The Deland, Fla., native was a two-sport prep star, earning the 1999 6A Florida State High School Player of the Year award. He also earned first-team all-state in football and baseball.

Candeto gained experience coaching while in the Navy. In 2004-05 he was an assistant baseball coach at Navy and in late Summer 2007, he served as volunteer assistant football coach at Northeast Lauderdale High School in Meridian, Miss.

A 2004 U.S. Naval Academy graduate, Candeto earned his degree in Economics. Candeto is married to the former Maribeth Robinson.

CHRIS HAMPTON

- Graduate Assistant
- 2nd Season at Georgia Tech
- South Carolina (2007)



Chris Hampton enters his second season as a graduate assistant coach at Georgia Tech, where he works primarily with the defense.


A four-year letterwinner (2004-08) and three-year starter at South Carolina, Hampton's duties include assisting the defensive coaching staff, helping break down film, produce opponent scouting reports and organize the scout team.

Prior to Tech, Hampton served as a graduate assistant at Arkansas State during the 2008 season. He went to ASU after earning a degree in Criminal Justice at South Carolina in 2007.

A native of Memphis, Tenn., Hampton attended Melrose High School where he lettered in football and track & field, and served as senior class President.

RICHARD BEDESEM

- Staff Assistant
- 1st Season at Georgia Tech
- Virginia (2006)



Former University of Virginia linebacker Rich Bedesem begins his first year with the Georgia Tech football program.

Bedesem comes to Atlanta after serving two years as a graduate assistant with the Virginia program, working with the inside linebackers.

Bedesem was a linebacker at UVa from 2000-2004. He appeared in a total of 41 games during his career and recorded 140 tackles including a pair of sacks, and two interceptions.

Bedesem was an all-state player at Council Rock High School in Holland, Pa. before enrolling at UVa.

He graduated from UVa with a degree in psychology in 2006.

Introduction

2010 Preview

Players

Staff

2009 Review

Records

History



SUPPORT STAFF

SHANE BOWEN

- Staff Assistant
- 1st Season at Georgia Tech
- Georgia Tech (2009)

Shane Bowen, a three-year letterwinner at Georgia Tech, begins his first season as a staff assistant for his alma mater.

Bowen works primarily with the Yellow Jacket offensive line.

A 2009 Georgia Tech graduate with a degree in business management, Bowen played in 38 consecutive games as an outside linebacker for the Yellow Jackets. Bowen, who started 10 times, was a part of three winning Tech teams and played in three bowl games.

Bowen's playing career was cut short when he suffered a career-ending neck injury as a junior.

Last year Bowen volunteered his time as a student assistant coach, working with the Tech linebackers and defensive line. In the summer of 2009, he worked for Ohio State's strength and conditioning program.

Bowen is a native of Pickerington, Ohio.



TOM CONNER

- Equipment Manager
- 19th Season at Georgia Tech
- Alabama (1980)

Tom Conner is in his 19th season as Georgia Tech's Equipment Manager.

A certified athletic equipment manager, Conner is responsible for procuring and maintaining all equipment and uniforms for the football program and also assists in ordering gear for Tech's other sports programs.

Conner came to Tech in 1992 after four years as the equipment manager at the United States Naval Academy. He also has experience at the professional level after serving four years (1982-86) as the head equipment manager for the Birmingham Stallions of the United States Football League.

He then worked one year (1987) as Assistant Equipment Manager at Duke University before moving to Navy in 1988. Conner also spent two years as assistant equipment manager at the University of Missouri.

Conner earned his bachelor of science degree in physical education in 1980 from the University of Alabama, where he worked four years as a student manager for football.

Conner, who completed a two-year seat as a member of the Schutt Manufacturers Advisory Board, was honored as the AEMA District III Equipment Manager of the Year for 1997-98.

A native of Signal Mountain, Tenn., Conner is married to the former Pamela Bushman, and the couple has a 15-year-old son.



J.R. DORMAN

- Staff Assistant
- 3rd Season at Georgia Tech
- South Carolina (2003)

J.R. Dorman, a former assistant coach at Wittenberg University, begins his third year at Georgia Tech as a football staff assistant.

Dorman will work with assistant coach Charles Kelly and the Yellow Jacket secondary for the second straight season. He worked with the Tech linebackers in 2008.

At Wittenberg, Dorman coached wide receivers for two years, helping the Red and White to records of 7-4 in 2006 (won conference title) and 8-2 in 2007. Dorman spent the 2005 season as an assistant at Denison, working primarily with the linebackers.

A graduate of the University of South Carolina, Dorman got his professional start with the National Football League's Houston Texans in 2004, serving as an intern on the staff of Dom Capers. With the Texans, Dorman worked primarily in the scouting department, in addition to some duties with the defense.

Prior to his stint with the Texans he spent five years under Lou Holtz at South Carolina as a student assistant, gaining experience in a wide range of areas, including defensive backs, special teams and recruiting.

Dorman majored in sports administration at South Carolina.



LIAM KLEIN

- Director of Player Personnel
- 8th Season at Georgia Tech
- Monmouth (2001)

Liam Klein, a member of the Georgia Tech staff since 2003, enters his fourth year as the Yellow Jacket Director of Player Personnel.

Klein directs Tech's coaching clinics, camps and other events while administering the Jackets' on-campus recruiting efforts and serving as the team's academic liaison.

Klein served as a graduate assistant for three seasons, working with the Yellow Jackets' nationally-ranked defense, before being promoted in 2007. In addition to preparing scouting reports and coordinating the scout team, he helped coach linebackers in 2006 after assisting with the defensive line in 2004-05. During his three seasons as a graduate assistant, Tech's defense ranked in the top 30 in the nation in total defense, scoring defense, rushing defense and pass efficiency defense.

Klein originally came to Tech prior to the 2003 season and spent six months as assistant director of football operations before moving to the coaching staff.

Klein also has two years of coaching experience at the NCAA I-AA level, serving as outside linebackers and safeties coach for Harvard in 2002 and defensive line coach for Lafayette College in 2001.

A native of Norwood, N.J., Klein started three years on the offensive line for Division I-AA Monmouth University. He earned a bachelor's degree from Monmouth in education and interdisciplinary in history and political science in 2001.



DEAN BUCHAN

- Assistant Athletic Director/Media
- 4th Season at Georgia Tech
- UNC-Wilmington (1987)

Dean Buchan enters his fourth season as Georgia Tech's Assistant Athletic Director for Media Relations. Buchan oversees the media relations staff and serves as the primary media contact for the Yellow Jacket football program.

Buchan came to Georgia Tech in July, 2007 after serving seven years in a similar capacity at Wake Forest, where he worked directly with basketball coaches Dave Odom and the late Skip Prosser, and football coaches Jim Grobe and Jim Caldwell. He also coordinated All-America campaigns for Chris Paul and Josh Howard.

From 1990 to 2000, Buchan worked as sports information director at the University of Kansas, where his main responsibility was coordinating media efforts for head coach Roy Williams and the men's basketball program.

Prior to Kansas, Buchan worked three years (1987-90) as associate sports information director at East Carolina University. As a student at UNC-Wilmington, he served four years as an assistant in the Seahawk sports information office.

A native of Southern Pines (N.C.), Buchan graduated from UNCW in 1987. He is single and resides in Vinings.



TODD MCCARTHY

- Director of Video Operations
- 13th Season at Georgia Tech
- Virginia Commonwealth (1992)

Todd McCarthy enters his 13th season at Georgia Tech as Director of Video Operations after joining the Tech staff in the spring of 1998.

McCarthy handles all practice, game and opponents' video for the coaching staff while overseeing Tech's video operations.

In 2005, the Tech Video Department received the SAVVY Award from the Collegiate Sports Video Association for the nation's top highlight video. McCarthy is a 5-time winner of the ACC Video Director of the Year Award (2001, 2003, 2004, 2009 and 2010).

McCarthy spent two years (1996-98) as Director of Sports Video at the University of



13 Consecutive Bowl Appearances ■ 2009 ACC Champions



SUPPORT STAFF

Introduction

2010 Preview

Players

Staff

2009 Review

Records

History

Pittsburgh and three years (1993-96) in the same capacity at the University of Richmond. He also worked two years as a videographer and editor in the sports department at WRIC-TV, the ABC affiliate in Richmond, Va.

McCarthy earned his bachelor's degree in Broadcast Communications from Virginia Commonwealth University in 1992.

A native of Richmond, Va., McCarthy married Elizabeth Knupp in May and they reside in Smyrna, GA.

NEAL PEDUZZI

- Director of Player Development
- 7th Season at Georgia Tech
- Lander University (2002)



Neal Peduzzi enters his seventh season at Georgia Tech and his first as director of player development after serving the previous six years as assistant director.

Peduzzi was promoted in the spring of 2010 after Eric Ciano left to take a similar job with the Buffalo Bills.

Prior to arriving at Tech, Peduzzi served two years as a graduate assistant at Tennessee. Previously, he worked as an intern in player development at Arizona State.

Peduzzi graduated from Lander University in 2002 with a degree in exercise science. He earned a masters degree from Tennessee in biomechanics and sports medicine.

Peduzzi is engaged to be married to Nikki Mitchell in July.

JAY SHOOP

- Director of Sports Medicine
- 22nd Season at Georgia Tech
- East Tennessee State (1970)



Jay Shoop, a 40-year veteran of the sports medicine profession, returned to Georgia Tech in 2002 as director of sports medicine after a year as head trainer for the Detroit Lions.

Shoop, who oversees all areas of the sports medicine program for the Yellow Jackets' 17 varsity sports, previously served as Tech's director of sports medicine

and head trainer from 1987-1999.

Shoop, 62, first came to Tech in 1987 after a two-year stint as head trainer for the NFL's Tampa Bay Buccaneers. He also served two years (1983-84) as head trainer of the Michigan Panthers of the USFL, and seven seasons as an assistant trainer for the Atlanta Falcons.

A native of Wise, Va., Shoop earned a B.S. degree from East Tennessee State University in 1970 and a master's degree in 1976 from Furman, where he was head trainer for six years (1970-76).

Shoop served as the chief trainer for the Olympic Village for the 1996 Centennial Olympic Games and as the head trainer for the 1994 Goodwill Games in St. Petersburg, Russia.

An avid collector of historical sports memorabilia, Shoop authored the official history of the Southeastern Athletic Trainers Association in 1988.

Shoop is married to the former Anne Brockman. The couple has two children: Farrah, a Tech graduate and husband Corey Gamel, and Lynn and wife Meredith. The Shoops have three grandchildren, Logan, Summer and Owen.

PUNT WINDHAM

- Assistant Equipment Manager
- 8th Season at Georgia Tech
- Georgia Tech (1994)



Punt Windham, coordinator of football equipment, begins his eighth season at Georgia Tech, his alma mater.

Windham, a certified equipment manager, handles the day-to-day operations of the football equipment room including handling and ordering equipment and uniforms, maintenance of equipment and travel logistics of the equipment.

Since coming back to his alma mater in 2003, Windham has been a part of six straight bowl appearances with the Yellow Jackets.

Prior to working at Georgia Tech, Windham served eight years at the University of Texas, where he served as head baseball equipment manager and assistant football equipment manager.

While in Austin, Windham worked with the Longhorn baseball team that captured the 2002 NCAA championship and also appeared in the 2000 College World Series.

Windham graduated from Georgia Tech in 1994 with a degree in industrial engineering. He worked as a student manager for the Yellow Jacket football team, which captured a share of the national championship in 1990.

Windham, 38, grew up in Lilburn, Ga. Windham and wife, Kim, were married earlier this year.



TERI ANTON
Administrative Coordinator



JASON BENGUCHE
Player Development



TIM BROWN
Academic Advisor



DR. ANGELO GALANTE
Team Physician



DERRICK MOORE
Team Chaplain



JENNIFER PARDUE
Administrative Assistant



I-SHIEN SHIAO
Assistant Athletic Trainer



LEAH THOMAS
Director of Total Person Services



DR. JOHN XEROGEANES
Team Physician



SUPPORT STAFF

Dr. Aaron King

Invited by Bobby Dodd to become the team dentist, King has been on the Yellow Jacket sidelines for nearly 50 years



Not everyone can wear, "Doc," and pull it off, but the nickname fits like a crown upon Aaron King – a man who has been to more Georgia Tech football games and practices than anyone. Ever.

This moniker goes beyond medicine to suggest seniority and a sense of place. Plus, King really is a doctor.

He's been Tech's team dentist since 1965 when legendary head coach Bobby Dodd prowled the sideline. Think about that; current coach Paul Johnson was still playing hide-and-seek with fellow 8 year-olds.

A man first hooked up with Tech athletics informally 50 years ago, in 1960, but while nobody's been around the place longer, there's more to "Doc" than durability. King often makes royalty of others.

"When something happens in practice or the training room or whatever he has seen something similar," head trainer Jay Shoop said. "It doesn't have to be dental. Whatever it is, he has been there and done that. He makes people feel better about their trials and tribulations.

"Whether somebody has a bad knee injury or is having a down time, he'll tell them about a similar situation and someone who overcame and came back. He's a great ambassador."

No wonder King landed in Tech's athletic Hall of Fame in 2004. He spends more time soothing Jacket souls than treating teeth.

This began innocuously.

In a fledgling practice at the intersection of Peachtree and Pine, a few blocks south-east of The Varsity with a young six-lane highway known as State Route 295 separating his office from campus, a future Yellow Jacket triggered the connection near the eventual "Connector."

The genesis: "A regular patient from Brown High was Eddie Jordan in '60. He was going to play at Tech and happened to have really nice teeth," Doc explained. "I said, 'We need to make you a mouthpiece.' I don't think it was even required in high school in those days."

The NCAA did not for several more years make players protect their teeth, but Jordan, a quarterback, took his custom-made job to Tech. There, he bragged about the rare art in his mouth.

Thinner, tighter fitting and more protective than store-bought mouthpieces today (and space-age sophisticated relative to what was otherwise available that long-ago autumn when Kennedy ran against Nixon), the King mouthpiece became popular.

"Eddie would call and say, 'I have a teammate who'd like to have a mouthpiece,'" King recalled.

Some were not persuaded and paid a price.

"Aaron was the first person who really tried to get all of us to wear mouthpieces," said former Tech player and coach Bill Curry, who was in a freshman with Jordan and Lothridge. "Stupidly, I didn't listen to him until after my third concussion in the NFL."

Jordan kept suggesting that King visit Tech. Already he was a fan.

He and colleagues from the former Emory dental school, where he taught from 1957-'88 after receiving undergraduate and graduate degrees there, became Tech season ticket holders in the '50s.

King pays for four to this day and usually gives them to friends.

Jordan never beat out fellow freshman and eventual Heisman Trophy runner-up Billy Lothridge at Tech, but he eventually recruited King to The Flats and set up a meeting with Dodd.

The rendezvous coincided roughly with a decision by Tech's dentist at the time, Bill Stone, leaving the profession to go to medical school.

"Coach Dodd said, 'If you'd like to be team dentist . . . that's when it started,'" said King, an Atlanta native and old Bass High grad.

Beyond making the mouthpieces, which made him unique among team dentists at the time, he didn't travel, sat in the stands at home games, and for the most part tended to their teeth only when there was an issue.

In '67, after Dodd retired (his daughter is still a patient), Carson invited King to the sidelines and to travel with the team.

He had an advocate in head freshman coach Jerry Glanville in the late '60s, when he convinced coach Bud Carson to require freshmen to wear mouthpieces even before the NCAA mandated them.



"I want to encourage oral health. And one of the prime reasons to wear a mouthpiece is to prevent concussions," King said. "Studies have shown that about one third of all concussions come from the lower jaw being rammed up into the skull.

"And we've never lost a tooth from anybody who had a mouthpiece in."

Doc estimates that he has made about 14,000 mouthpieces for between 1,500 and 1,800 student-athletes at Tech over the past half century.

King soon began working with basketball coach Whack Hyder's team, and began attending about three football practices a week in the early '70s. In the mid-'70s, he began traveling with coach Dwane Morrison's basketball squad.

Doc worked informally at Tech when the Jackets were in the SEC, formally as an independent, was on the scene when the Metro Conference was chartered, and bore witness

to a move to the ACC.

He's worked with student-athletes in all sports. The women's basketball team has had its own dentist for several years.

"No one has done more, and should be more appreciated especially in football and basketball than Aaron King," Shoop said. "He is a tribute to our whole program, loves our kids. We think we've got the best dental care in America. I think you can see his compassion. He loves the people that he deals with."

Doc bills for the mouthpieces, and if something is serious enough that a Tech student-athlete needs to visit his office off Howell Mill Rd. for work there's usually a charge for that. Otherwise, most of his work is done gratis in a dental chair in the training room, or on the sideline, or in the locker room . . . anywhere counsel might be given.

"Some of my very closest friends have been people I met at Georgia Tech," he said. "I've worked with a great majority of the coaches in the last 40 years, and a fair percentage of AA staff, quite a few players.

"I would say as much as 30 percent of my patients are Tech related."

The numbers include athletic director Dan Radakovich, the son of former basketball coach Bobby Cremins, Morrison and his wife, former basketball player Mark Price and many more.

"I've had 12 major surgeries, but the worst pain I've ever experienced was an abscessed tooth in 1960 or '61," said Curry, the Georgia State coach who played for the NFL's Packers and Colts and coached at Alabama and Kentucky.

"I ran to Aaron King, and he repaired it perfectly, like he always does. Aaron is dear friend and a great dentist. We've lived everywhere, but we've always come back to Aaron. He's like a part of the family."

King, 78, has missed just a handful of Tech football games in four-plus official decades, most because of a love of aviation dating to when he was a teenager.

Often honored, he has officiated and photographed closed-course air racing for years, and will miss the North Carolina game when he works an event in Nevada.

His practice is now in Buckhead, state Rt. 295 has burgeoned into a 16- (or more) lane I-75/85 "connector," and Doc is no longer a pilot.

Yet one thing does not appear ready to change.

Although King missed the game at Notre Dame in 2007 after a medical emergency related to ibuprofen triggered respiratory arrest, and he is not as quick as he was, King, 78, figures to around for a while.

Every year he asks Shoop if Tech still wants him.

"As I told him, he is more a part of GT than anybody. He will always be welcomed. I know him well enough to know if he can't do his job, he'll tell us," the head trainer said. "That is his nature. He is upfront."

Just don't ask King to pick a favorite athlete, coach or moment.

"That would be difficult because there are so many. One thing stands out, and this is not a moment, but 1990 stands out because it was the year under coach [Bobby] Ross we were national champions in football and in basketball we went to the Final Four for the first time.

"The games that led to it were amazing as it was in 2004. So many things had to fall into place. You remember people not only for their athletic ability, but the type of people they were and remain."

– Matt Winkeljohn

Some recent examples of King's aviation photography. These three photos were taken by King in Reno between 2004-08.



13 Consecutive Bowl Appearances ■ 2009 ACC Champions



DR. G.P. "BUD" PETERSON

Institute President ■ Kansas State (1975) ■ 2nd Year at Georgia Tech



Dr. G. P. "Bud" Peterson became Georgia Tech's 11th president on April 1, 2009. Under his leadership, the Tech community has developed and begun the implementation of a 25-year strategic plan that envisions what Tech might be like on its 150th anniversary.

Peterson came to Georgia Tech from the University of Colorado at Boulder, where he served as chancellor. During his career, Peterson has worked for NASA and the National Science Foundation. He has also been on the faculty of Texas A&M and served as provost at Rensselaer Polytechnic Institute. A fellow of both the American Society of Mechanical Engineers (ASME) and the

American Institute of Aeronautics and Astronautics (AIAA), his research has focused on phase change heat transfer and spacecraft thermal control, and he is widely published, authoring or co-authoring 14 books or book chapters, 175 refereed journal articles, and more than 140 conference publications. He also holds 8 patents with two others pending. He earned a bachelor's degree in mechanical engineering, a second bachelor's degree in mathematics, and a master's degree in engineering, all from Kansas State University. At Texas A&M he earned a PhD in mechanical engineering. While an undergraduate at Kansas State, Peterson lettered three years as

a tight end/wide receiver for the Wildcats football team.

Throughout his career, Peterson has played an active role in helping to establish the national education and research agendas, serving on numerous industry, government, and academic task forces and committees. A distinguished scientist, he was appointed in 2008 by President George W. Bush to serve as a member of the National Science Board, which oversees the National Science Foundation (NSF) and advises the President and Congress on national policy related to science and engineering research and education. Most recently, he was named by Secretary of Commerce Gary Locke as a member of the National Advisory Council on Innovation and Entrepreneurship. This group is focused on helping the U.S. develop policies that foster entrepreneurship and identify new ways to take innovative and creative ideas from the laboratory to the marketplace in order to create jobs, develop new businesses, and drive economic growth.

Peterson and his wife, Val, regularly participate in campus and community events, meeting and working alongside alumni, faculty, staff, students, parents, and civic and government groups; they have become familiar faces within the Georgia Tech community. Students might find them listening to a Yellow Jacket Marching Band performance after a game, supporting the swimming and diving team, or joining in a clean-up day in neighborhoods surrounding the campus. In addition, they have served as ambassadors for Georgia Tech throughout the state, the region, the nation, and even on Tech's international campuses. The Petersons have been married for thirty-six years, and have four adult children.

As the newest member of the Association of American Universities and one of the best public universities in the country, Georgia Tech has outstanding programs in engineering, architecture, computing, liberal arts, management, and the sciences. With more than 20,000 students and nearly 125,000 living alumni who work in business, industry and government throughout the world, Tech has become internationally recognized for the quality of its educational and research programs.



Val and Bud Peterson.



Dan Radakovich, Paul Johnson and Bud Peterson.

Introduction

2010 Preview

Players

Staff

2009 Review

Records

History



DAN RADAKOVICH

Director of Athletics ■ Indiana {PA} (1980) ■ 5th Year at Georgia Tech



Now in his fifth year as Director of Athletics, Dan Radakovich has helped take a Georgia Tech program rich in athletic tradition to a higher level of excellence and national respect.

Since Radakovich arrived on The Flats in 2006, Georgia Tech has competed for conference and national championships across the board, Yellow Jacket student-athletes have excelled in the classroom and Tech's facilities rate among the finest in the nation.

Radakovich signed a new five-year contract in June of 2010.

The 2009-10 academic year was one of the most successful campaigns in nearly 120 years of Georgia Tech athletics:

■ Yellow Jacket teams combined to produce a won-loss record of 213-80 (.727), the highest winning percentage at Georgia Tech in modern history.

■ Georgia Tech participated in NCAA post-season play and/or bowl games in football, men's and women's basketball, men's and women's tennis, volleyball, baseball, softball and golf.

■ Tech was the only school in the country to play in a BCS bowl game (Orange Bowl), host an NCAA baseball regional and advance to the second round of the NCAA men's basketball tournament.

■ The Yellow Jackets won four ACC championships – in football, golf, softball and women's tennis.

■ Academically, Georgia Tech's Academic Progress Report (APR) scores improved significantly for the third consecutive year. Five Yellow Jacket teams were recognized nationally by the NCAA for producing an APR score that ranked among the top 10 percent in each respective sport.

■ The football team won the ACC championship outright for the first time since 1990, played in a bowl game for the 13th straight year, two Yellow Jackets were taken in the first round of the NFL draft, and Paul Johnson became the first coach ever to be named ACC Coach of the Year in his first two seasons in the conference.

■ The men's and women's basketball teams both won 23 games and both earned NCAA Tournament bids. Coach Paul Hewitt's team advanced to the championship game of the ACC Tournament.

■ The baseball and softball teams both earned top-eight national seeds and hosted NCAA regionals. Women's tennis also hosted NCAA 1st- and 2nd-round matches.

■ The baseball team produced a school record-tying 10 draft picks.

■ The ACC champion golf team advanced to the final eight of the NCAA championships.

■ The volleyball team, under first-year coach Tonya Johnson, earned the program's first NCAA bid since 2004.

■ Men's swimming (Gal Nevo) and men's track and field (Alphonso Jordan and Steve Marcelle) produced some of the most successful and most decorated athletes in those sports' history at Tech.

The construction of new facilities or upgrades to existing ones has been a focus of Radakovich's tenure.

This past year, Radakovich began laying the groundwork for a proposed basketball replacement facility that will eventually be one of the top basketball complexes in the ACC. The previous year, Shirley Clements Mewborn Field, home for Tech's softball program, was unveiled prior to the start of the 2009 season and was ultimately showcased on ESPN when the Yellow Jackets hosted an NCAA Super Regional.

The Zelnak Center, a practice facility for Georgia Tech basketball, was in place prior to the start of the 2009-10 season. Bobby Dodd Stadium continues to receive cosmetic and functional upgrades, including a new video board last fall. Other facility upgrades under Radakovich include the transformation of Tech's former football locker room on the ground floor of the Edge Athletic Center into a new Technology Center, which benefits academic support services for all Yellow Jacket student-athletes.

In 2008-09, first-year head coach Paul Johnson and Georgia Tech surprised the experts by winning nine games, tying for the ACC Coastal Division title and playing in a 12th consecutive bowl game. The Yellow Jackets, who beat 13th-ranked Georgia and two other

ranked teams in November, played in the Chick-fil-A Bowl and were ranked 22nd in the final national polls. The women's basketball team registered its third straight 20-win season and earned an NCAA Tournament bid for the third consecutive year. The baseball team finished ranked in the top 25 and hosted an NCAA Tournament Regional. The softball team swept the ACC regular season and tournament titles, won 46 games and hosted its first NCAA Super Regional.

The golf team captured the ACC championship, advanced to the NCAA Championships and finished ranked seventh nationally. The men's swimming and diving team enjoyed its best NCAA Championships finish ever (19th) and the women's team broke 10 school records. Women's tennis finished ranked eighth nationally and advanced in the NCAA Tournament round of 16. In men's track, Jerome Miller (high jump) and Steve Marcelle (shot put) turned in record-breaking performances en route to earning All-American honors.

The 2007-08 academic year featured the hiring of Johnson as head football coach, women's basketball emerging as one of the top programs in the South, baseball advancing to the NCAA Regionals and women's tennis advancing to the Elite Eight of the NCAA Tournament. Individually, Amanda McDowell won the NCAA singles title in women's tennis.

The 2006-07 year was highlighted by Tech's women's tennis team capturing the Institute's first-ever NCAA championship and its third straight Atlantic Coast Conference title. The football team won the ACC Coastal Division and went to its 10th straight bowl game, the men's basketball team earned its third NCAA Tournament bid in four years, the women's basketball team posted its finest season with 21 wins and a berth in the NCAA Tournament, and the golf team won a share of the ACC title for the second straight year.

Outside the competition venues, Radakovich has directed an overhaul of the annual giving and donation structure for Tech athletics, anchored by the TECH Fund, which establishes minimum giving levels tied to season tickets in various seating areas of Bobby Dodd Stadium and Alexander Memorial Coliseum.

Radakovich also initiated the Athletic Director's Initiative Fund, started in June, 2006, which has raised in cash and pledges more than \$12 million. A recent gift from the Henry F. McCamish, Jr., family for the renovation of Alexander Memorial Coliseum, could be worth up to \$15 million toward that project.

Named Georgia Tech's Director of Athletics on February 22, 2006, Radakovich came to Georgia Tech after five years as senior associate athletics director at LSU (2001-06). He previously served as the Athletics Director at American University in 2000-01. That followed stints as associate athletics director at South Carolina (1994-2000) and Long Beach State (1989-94) as well as two years as the athletics business manager at Miami (FL) (1983-85).

Just the seventh Director of Athletics in Tech history, Radakovich was named by then-Institute President Dr. Wayne Clough to succeed Dave Braine, who retired after nearly nine years in the post. Radakovich also follows in the footsteps of storied names such as John Heisman, Bobby Dodd and Homer Rice.

A graduate of Center High School near Aliquippa, Pa., and a member of its Alumni Hall of Fame, Radakovich, 52, became a football letterwinner and student coach at Indiana University of Pennsylvania, where he graduated in 1980 with a bachelor of science degree in finance. He was enshrined into the Beaver County Sports Hall of Fame in April, 2008, and was recognized as a Distinguished Alumni from IUP in March, 2009.

Radakovich added a master's degree in business administration from Miami (FL) in 1982. He also completed the Sports Management Institute's executive education program in 1992.

He is married to the former Marcie McDonald, and the couple has two children, Christian (20) and Grant (16). Christian is a junior Industrial Engineering major at Georgia Tech.


13 Consecutive Bowl Appearances ■ 2009 ACC Champions

RADAKOVICH FACTS

Wife	Marcie	Children	Christian, Grant
Born	June 9, 1958	Education	Indiana, (PA), '80

RADAKOVICH'S CAREER PATH

Years	School	Position
2006-present	Georgia Tech	Director of Athletics
2001-06	LSU	Senior Associate Athletic Director
2000-01	American University	Director of Athletics
1994-00	South Carolina	Associate Athletic Director
1989-94	Long Beach State	Associate Athletic Director
1983-85	Miami	Business Manager



The Radakovich Family: Grant, Christian, Dan and Marcie.

Barry Williams photo



ADMINISTRATION

Introduction

2010 Preview

Players

Staff

2009 Review

Records

History

DR. SUE ANN BIDSTRUP ALLEN

- Faculty Athletic Representative
- 22nd Year at Georgia Tech
- Massachusetts Institute of Technology (1981)



Dr. Sue Ann Bidstrup Allen, a professor in the School of Chemical and Biomolecular Engineering at Georgia Tech, was appointed as the Yellow Jackets' Faculty Executive Assistant in July 2009.

Dr. Bidstrup Allen received her S.B. in Chemical Engineering from the Massachusetts Institute of Technology in 1981. She then attended the University of Minnesota and received her Ph.D. in the field of Chemical Engineering in 1986. After a postdoctoral appointment in the Electrical Engineering Department at MIT, Dr. Bidstrup Allen joined Georgia Tech as an assistant professor in the School of Chemical Engineering in 1988, was appointed to the position of associate professor in 1994 and to the position of professor in 2000. She served as the Associate Chair of the School of Chemical Engineering from 2004

to 2005. In 2005, she was named Faculty Executive Assistant to the President by Dr. G. Wayne Clough and continued to serve in this position under Interim President Gary B. Schuster and President G.P. "Bud" Peterson until August 2009.

Dr. Bidstrup Allen's main research focus is in the area of new materials and processes for microelectromechanical systems (MEMS) and for advanced interconnects for integrated circuits. She has advised nine postdoctoral fellows and has graduated 19 Ph.D. and 14 M.S. students. During her career, she has published approximately 100 refereed articles and has been issued eight patents.

Dr. Bidstrup Allen is a recipient of the National Science Foundation Presidential Young Investigator Award, the DuPont Young Faculty Award, the 2008 American Society for Engineering Education (ASEE) Sharon Keillor Award, and the 2008 Council of Chemical Research (CCR) Diversity Award. She also received the Faculty Leadership Award from Georgia Tech in 1995 and the Packaging Research Center Educator of the Year Award in 2000. She is a Fellow of the Society of Plastics Engineers and is a member of the American Institute of Chemical Engineers, the American Chemical Society, the Electrochemical Society and the American Society for Engineering Education.

Dr. Bidstrup Allen is married to Mark G. Allen, a professor in the School of Electrical and Computer Engineering at Georgia Tech. They have two children, David and Sarah.

PAUL GRIFFIN

- Senior Associate Athletic Director
- 9th Year at Georgia Tech
- Maryland (1969)



Paul Griffin, formerly the Director of Athletics at Arkansas State University and the University of South Florida, begins his ninth year as Senior Associate Director of Athletics at Georgia Tech.

Griffin is responsible for the Athletic Association operational aspects of football and men's basketball. Other departments which report to Griffin includes sports medicine, player performance, facilities and game operations.

Previously a member of the Tech staff as Special Consultant to the Director of Athletics from July-December, 2001, Griffin assisted with Tech's efforts in hosting the 2002 and 2007 NCAA Men's Basketball Final Four.

Griffin, 62, spent 15 years as Director of Athletics at South Florida (1986-2001), where he was instrumental in the university's charter

membership in Conference USA. He was also responsible for developing the plan which initiated South Florida's football program in NCAA Division I-AA and then readied the program for its move to Division I-A in 2001.

Honored as the 1999 Southeast Region Athletics Director of the Year for Division I-

AA/I-AAA by the National Association of Collegiate Directors of Athletics, Griffin represented Conference USA on the NCAA Championships Cabinet. He was subsequently appointed to the subcommittee for football certification, which certifies bowl games and preseason events.

Prior to South Florida, Griffin served five years (1981-86) as Director of Athletics at Jacksonville (Fla.) University. He spent nine years (1972-81) at Roanoke (Va.) College, including the last four years (1977-81) as Director of Athletics. He also served as the lacrosse coach throughout his nine-year tenure at Roanoke.

Griffin earned a bachelor's degree in education from the University of Maryland in 1969 and added a master's degree in education from Long Island University (C.W. Post Center) in 1973.

A native of Baldwin (N.Y.), Griffin and wife, Maureen, have one son, Michael.

WAYNE HOGAN

- Associate Athletic Director/Public Relations
- 5th Year at Georgia Tech
- Florida State (1979)



With 34 years of experience in intercollegiate athletics, 10 as a Division I athletic director, Wayne Hogan has been Associate Athletic Director at Georgia Tech since August, 2006.

Hogan was hired by Georgia Tech Athletics Director Dan Radakovich to oversee the communications and public affairs component of Yellow Jacket Athletics, including oversight of media relations, marketing, sales, video services and television and radio. He also serves as the department's liaison with Georgia Tech Sports Properties, the department's multimedia rights-holder. Hogan serves as the athletic director's top advisor in all external matters at Georgia Tech. In addition, he has day-to-day oversight of the Institute's baseball program.

Hogan, 54, previously spent two years in the private sector, serving as Vice President for Collegiate Properties with Virtu Development Group, a national sports marketing firm with wide-ranging relationships in college and professional sports. During that time he was based in Tampa, Fla.

Hogan has had a stellar career as a collegiate administrator. He was athletic director at the University of Montana from 1995-2004. His accomplishments did not go unnoticed across America, as he was named Division 1-AA West Region AD of the Year by the National Association of Collegiate Directors of Athletics (NACDA) in 2003. He also served as President of the 1-AA Athletic Directors Association and Chair of the NCAA's prestigious 1-AA Football Committee in 2004.

Hogan's leadership style and his "sky's the limit" expectations have been gleaned from his 33-year association with successful college programs, coaches and administrators. In all that time, Hogan has known nothing but victories and championships. Hogan has had an uncanny run of working with successful football programs. At four different schools, Hogan has been a part of 359 Division I football games with a record of 273-81-5. He has been a part of three national championships, 17 bowl appearances and his teams have been in post-season play in 25 consecutive seasons.

His nine-year stint at Montana included two football National Championships and more than a dozen conference titles in both men's and women's sports.

Hogan cut his teeth on a 17-year association with Florida State University. He played an integral role in that program's rise to one of the nation's premier athletic programs. In true "rags-to-riches" form, Hogan's first job at FSU was that of an unpaid student intern in 1975. Twenty years later he became the school's interim athletics director, overseeing 15 sports and a \$28 million budget.

During most of his Florida State tenure, Hogan was responsible for all external affairs -- sports information, marketing, promotions and broadcasting. He was charged with negotiating and maintaining the school's radio and television relationships.

Hogan received a Bachelor's Degree in Communication from Florida State in 1979 and worked briefly with two minor league baseball teams as a broadcaster and public relations specialist. He spent one year with the Houston Astros AAA farm club before moving to Albuquerque and a one-year stint with the Los Angeles Dodgers AAA affiliate. While in Albuquerque, Hogan was coaxed back into collegiate athletics, becoming assistant sports information and marketing director at the University of New Mexico. He returned to Florida State in 1982 as the school's sports information director.

Wayne is married to the former Dawn Dewberry of Treasure Island, Fla., and they have three children: Lindsay, 28, Kelly, 25 and J.P. 18.



ATHLETIC DEPARTMENT STAFF DIRECTORY

Georgia Tech Athletic Association

150 Bobby Dodd Way, N.W. Atlanta, GA 30332-0455 Phone: 404-894-5400 RAMBLINWRECK.COM

All Phone Numbers Are 404 Area Code All E-Mail Addresses Are @athletics.gatech.edu

Administration

Dan Radakovich Director of Athletics
Paul Griffin Senior Associate Director of Athletics
Mollie Mayfield Associate AD/Administrative Services
Frank Hardyman Associate AD/Chief Financial Officer
Wayne Hogan Associate AD/Public Relations
Theresa Wenzel Associate AD/SWA
Doug Allvine Assistant AD/Special Projects
Stephanie Pippin Administrative Coordinator
Ethan Shapiro Olympic Sports Director of Operations

E-Mail Phone
spippin 894-5411
pgriffin 894-3780
msmayfield 385-0956
fhardyman 894-8129
whogan 894-6265
twenzel 894-4462
dallvine 894,9019
spippin 894.5411
eshapiro 894.5410

Alexander-Tharpe Fund

Bonnie Buchheit Administrative Coordinator
Barb Dockweiler Director of Special Events
Jim Hall Associate AD/Development
Mindy Hyde Director of Major Gifts
Kevin Kitchens Development Associate
Gary Lanier Associate Director of Development
Anita Lee Administrative Coordinator
Lucius Sanford Executive Director of Letterwinner Association
Jack Thompson Associate AD/Development

E-Mail Phone
bbuchheit 894.5427
bdockweiler 894.6124
jhall 894.8219
mhyde 894.5435
kkitchens 894-5390
glanier 894.6561
alee 894-8457
lsanford 894.8865
jthompson 894.5427

Baseball

Danny Hall Head Coach
Tom Kinkelaar Assistant Coach
Bryan Prince Assistant Coach
Nick Scherer Director of Operations

E-Mail Phone
dhall 894.5471
tkinkelaar 894.5081
bprince 894.5393
nscherer 894.2261

Basketball (Men's)

Paul Hewitt Head Coach
Chris Jacobs Assistant Director of Operations
TBA Assistant Coach
Willie Reese Director of Operations
Peter Zaharis Assistant Coach

E-Mail Phone
phewitt 894.5425
cjacobs 894.5478
joconnor 894.9739
wreese 894.9740
pzaharis 894.8318

Basketball (Women's)

Octavia Blue Assistant Coach
Monique Govan Director of Operations
Lindsey Hass Coordinator of Recruiting Operations
Gene Hill Assistant Coach
Jim Lewis Assistant Coach
MaChelle Joseph Head Coach
Karen Sugrue Administrative Assistant

E-Mail Phone
oblue 894.9735
mgovan 894.4297
lhass 894.5416
ghill 894.6781
jlewis 894.4418
mjoseph 894.5406
ksugrue 894.5406

Broadcasting

Wes Durham Director of Broadcasting

E-Mail Phone
wdurham 385.0594

Business Office

Selinda Biggers Director of Accounting
Jim Goad Accounts Payable Coordinator
Cheryl Reid Clerk
Lisa Truitt Accountant

E-Mail Phone
sbiggers 894.9684
jgoad 894.5440
creid 894.5439
ltruitt 385.1132

Compliance

Katreshia Louis-Verrett Assistant Director of Compliance
Paul Parker Assistant AD/Compliance

E-Mail Phone
klouis 894.5055
pparker 894.8792

Computer Operations

Anthony Bridges Director of Computer Operations

E-Mail Phone
abridges 894.5475

Equipment

Tom Conner Director of Equipment Operations
Punt Windham Assistant Manager

E-Mail Phone
tconner 894.5462
pwindham 894.5462

Facilities and Grounds

Jon DeWitt Turf Manager
Doc Hill Facility Manager, AMC
Eric Reese Stadium Manager
John Taylor Facilities Coordinator
Shawn Teske Facilities Director

E-Mail Phone
jdewitt 894-0969
dhill 894.8490
ereese 894-6563
jtaylor 894.5474
steske 894.6668

Football

Teri Anton Administrative Coordinator
Brian Bohannon Assistant Coach
Craig Candeto Graduate Assistant
Al Groh Assistant Coach
Paul Johnson Head Coach
Charles Kelly Assistant Coach
Liam Klein Director of Player Personnel
Andy McCollum Assistant Coach
Lamar Owens Assistant Coach
Jennifer Pardue Administrative Assistant
Al "Buzz" Preston Assistant Coach
Topher Roberts Assistant Director of Operations
Mike Sewak Assistant Coach
Jason Snider Director of Operations
Joe Speed Assistant Coach
Todd Spencer Assistant Coach

E-Mail Phone
tanton 894.5436
bbohannon 894.5469
ccandeto 894.5420
tanton 894.5420
ckelly 894.5464
lklein 894.0693
amcollum 894.5436
lowens 894.4434
jpardue 894.5465
apreston 894.4425
troberts 894.5436
msewak 894.4425
jsnider 894.5436
jspeed 894.5430
tspencer 894.5430

Game Operations

Jeff Gilbert Director, Game Operations
Cheryl Watts Assistant Director

Golf

Bruce Heppler Golf Head Coach
Christian Newton Golf Assistant Coach

Marketing and Promotions

Mindy Hylton Director of Marketing, Promotions & Spirit
Brent Snodgrass Graduate Assistant

Player Development

Tiffany Allen Assistant
Jason Benguche Assistant
Chryste Gaines TBA
Scott McDonald Assistant
Neal Peduzzi Player Development Director
Steve Tamborra Assistant

Softball

TBA Assistant Coach
Aileen Morales Assistant Coach
Sharon Perkins Head Coach

Sports Information

Dean Buchan Assistant AD/Media Relations
Seth Gerard Assistant Director
Dan Goldberg Assistant Director
Mike Huff Assistant Director
Mike Stamus Associate Director
Betsy Devine Graduate Assistant

Sports Medicine

Christine Cundy Administrative Assistant
Carla Gilson Athletic Trainer
David Kloehs Athletic Trainer
Randy Rhino Chiropractor
I-Shien Shiao Athletic Trainer
Jay Shoop Director of Sports Medicine
Walter Smith Athletic Trainer
Richard Stewart Athletic Trainer
Felicia Tucker Athletic Trainer
Paul Wolkoff Athletic Trainer

Student Services

Jon Babul Academic Advisor
Tim Brown Academic Advisor
Mary Brunk Assistant Director
Cissy Erwin Tutor Manager
Phyllis LaBaw Associate AD/Student Services
Daryl Lewis Academic Advisor
Thomas Lozano Tutorial Services
Chau Pham Tutor Coordinator
Leah Thomas Director Of Total Person Support Services
Trudy Wheeler Academic Advisor

Swimming and Diving

John Ames Diving Coach
Chris DeSantis Assistant Coach
Martin Hamburger Assistant Coach
Courtney Hart Swimming Head Coach
Mark Toburen Assistant Coach

Tennis (Men's)

Aljosa Piric Assistant Coach
Kenny Thome Head Coach

Tennis (Women's)

Bryan Shelton Head Coach
Anca Dumitrescu Assistant Coach

Ticketing and Sales

TBA Assistant Director/Ticket Operations
Maja Hansen Director of Ticket Operations
Graham Neff Assistant Director/Accountant
Julie Abraham Newton Ticket Office Customer Service Representative
Kyle Shields Premium Sales Associate

Track and Field

Allen Bradd Assistant Coach
Alan Drosky Women's Head Coach/M&W Cross Country
Grover Hinsdale Men's Head Coach
Adriane Lapsley Assistant Coach
Becky Megesi Assistant Coach
Nat Page Assistant Coach

Video

Andy Blanton Director of Video Production
Todd McCarthy Director of Video Operations
Sam Purcell Women's Basketball Video Coordinator

Volleyball

Craig Bere Assistant Coach
Tonya Johnson Head Coach
Ed Tolentino Assistant Coach

Web Services

Richard Musterer Director of Web Services

E-Mail Phone

jgilbert 894.5431
cwatts 894.5445
E-Mail Phone
bheppler 894.0961
cnewton 894.4423
E-Mail Phone
mhyton 894-4400
bsnodgrass 894.4400
E-Mail Phone
tallen 894.3961
jbenguche 894.3961
cgaines TBA
scmcdonald 894.3961
eciano 894.8648
amborra 894.3961
E-Mail Phone
TBA 385.0206
amorales 385-2767
sperkins 894.5415
E-Mail Phone
dbuchan 894-5445
sgerard 894.5445
dgoldberger 894.5445
mhuff 894.5445
mstamus 894.5445
bdevine 894.5445
E-Mail Phone
ccundy 385.4115
cgilson 894.1251
dkloehs 894.8122
rrhino 385.0446
ishiao 385.4059
jshoop 894.5461
wsmith 385.0979
rstewart 894.2529
ftucker TBA
pwolkoff 894.8122
E-Mail Phone
jbabul 385.3631
tbrown 385.0046
mbrunk 385.3413
cerwin 894.0697
plabaw 894.4433
dlewis 385.0045
tlozano 894.7585
lthomas 385.5161
twheeler 385.0148
E-Mail Phone
james 385.1293
cdesantis 385-3902
mhamburger 894.1734
cshealyhart 894.9736
mtoburen 385-5021
E-Mail Phone
apiric 894.8371
kthorne 894.0459
E-Mail Phone
bshelton 894.0458
adumitrescu 894.2597
E-Mail Phone
jgregory 894.5447
mhansen 894.5447
gneff 894-5447
jabraham 894.5447
kshields 385.5093
E-Mail Phone
abradd 894.4422
adrosky 894.4420
ghinsdale 894.5488
alapsley 894.4401
bmegesi 894.5448
npage 894.8220
E-Mail Phone
ablanton 894.8312
tmccarthy 894.6782
spurcell 966.5203
E-Mail Phone
cbere 894.5450
tjohnson 894-5453
etolentino 894.5453
E-Mail Phone
rmusterer 894.0169

13 Consecutive Bowl Appearances ■ 2009 ACC Champions

2 0 1 0 G E O R G I A T E C H F O O T B A L L

GEORGIA TECH



B R A C E F O R

IMPACT

2009 REVIEW

2 0 0 9 A C C C H A M P I O N S



2009: TECH WINS ACC CROWN, BCS BOWL BID

13 Consecutive Bowl Appearances ■ 2009 ACC Champions



2009 TEAM HIGHLIGHTS

- Georgia Tech won the ACC championship outright for the first time since 1990.
- The Yellow Jackets' 11 wins were their most since 1990 and one shy of tying the 1952 national championship team's school record.
- Tech was ranked as high as seventh in the Associated Press poll – its highest ranking since 1999.
- The Jackets finished ranked 13th in the Associated Press and USA Today polls – their highest finish in the polls since 1998.
- The Yellow Jackets played in a bowl game for the 13th consecutive season, tying for the fourth-longest current streak nationally.
- Georgia Tech played in a major/BCS bowl game for the first time since Jan. 2, 1967.
- Georgia Tech's 49-10 win at Duke (Nov. 14) gave the Yellow Jackets their first ACC Coastal Division crown since 2006.
- Tech's 34-9 win at Virginia (Oct. 24) was its first in Charlottesville since 1990, breaking a streak of eight consecutive losses at UVA's Scott Stadium.
- The Jackets' 28-23 win over Virginia Tech (Oct. 17) was their first win at home against a team ranked in the top five since 1962.
- Tech's 49-44 win at Florida State (Oct. 10) marked its first win ever in Tallahassee, breaking an 0-6 streak.
- Tech won at least 10 games overall and seven ACC games for the first time since '98.
- The Jackets won five road games in a season for the first time since 1998.
- Tech's eight-game winning streak was its longest since 1990.
- Tech went through an extremely difficult October – five games, including four road games – without a blemish.
- The Jackets went 5-0 in games decided by five points or less.

- Tech broke the ACC record for rushing touchdowns (47) and rushing yards (4,136).
- The Yellow Jackets ranked second nationally in rushing and third in time of possession.
- Tech earned its success with just six scholarship seniors (10 seniors total) on the roster.
- Tech had two 1,000-yard rushers in one season (Jonathan Dwyer and Josh Nesbitt), for the first time ever.
- Tech went scoreless in just 11 of 61 quarters. The Jackets scored in the fourth quarter of every game.
- Paul Johnson was named the ACC Coach of the Year for the second straight year – just the third coach to win the honor in each of his first two seasons in the conference.
- Junior defensive end Derrick Morgan was named the ACC Defensive Player of the Year.
- Morgan became the 51st player in Tech history to earn first team All-America honors.
- Six Yellow Jackets were named first team All-ACC.
- Senior guard Cord Howard and junior running back Jonathan Dwyer earned first team All-ACC honors for the second straight year.
- Junior Josh Nesbitt broke the Georgia Tech single-season and career records for rushing yards by a quarterback.
- Georgia Tech ranked first in the ACC in nine statistical categories.
- The Yellow Jackets led the nation in third-down conversion percentage (52.26), ranked second in rushing offense (295.4), third in time of possession (33:49) and fifth in sacks allowed (0.86).
- The Yellow Jackets rushed for more than 300 yards in a game 10 times.
- Tech produced more than 300 yards of total offense in 12 of 14 games.
- Georgia Tech has rushed for 400 yards in a game seven times over the last 20 seasons. Six have come in the last two seasons under Paul Johnson.
- Tech did not pass that often in 2009 – 168 attempts

2009 FINAL RESULTS (11-3 OVERALL, 7-1 ACC)

Date	Opponent	TV	Result
Sept. 5	JACKSONVILLE STATE	ESPN360	W, 37-17
Sept. 10 (Th)	(rv/rv) *CLEMSON	ESPN	W, 30-27
Sept. 17 (Th)	(22/20) *at Miami	ESPN	L, 17-33
Sept. 26	(22/18) *NORTH CAROLINA	Raycom	W, 24-7
Oct. 3	at Mississippi State	CSS	W, 42-31
Oct. 10	*at Florida State	ESPN2	W, 49-44
Oct. 17	(4/4) *VIRGINIA TECH	ESPN2	W, 28-23
Oct. 24	*at Virginia	Raycom	W, 34-9
Oct. 31	at Vanderbilt	CSS	W, 56-31
Nov. 7	*WAKE FOREST	ABC (ot)	W, 30-27
Nov. 14	*at Duke	ESPN2	W, 49-10
Nov. 28	GEORGIA	ABC	L, 27-30
Dec. 5	(25/rv) # vs. Clemson	ESPN	W, 39-34
Jan. 5	(10/11) % vs. Iowa	Fox	L, 14-24

*ACC Game
Dr. Pepper ACC Championship Game
% FedEx Orange Bowl

2009 FINAL ACC STANDINGS

COASTAL	ACC	Overall
Georgia Tech	7-1	11-3
Virginia Tech	6-2	10-3
Miami	5-3	9-4
North Carolina	4-4	8-5
Duke	3-5	5-7
Virginia	2-6	3-9

ATLANTIC	ACC	Overall
Clemson	6-2	9-5
Boston College	5-3	8-5
Florida State	4-4	7-6
Wake Forest	3-5	5-7
NC State	2-6	5-7
Maryland	1-7	2-10

GEORGIA TECH IN THE NATIONAL POLLS

Associated Press	USA Today Coaches
1. Alabama	1. Alabama
2. Texas	2. Texas
3. Florida	3. Florida
4. Boise State	4. Boise State
5. Ohio State	5. Ohio State
6. TCU	6. TCU
7. Iowa	7. Iowa
8. Cincinnati	8. Penn State
9. Penn State	9. Cincinnati
10. Virginia Tech	10. Virginia Tech
11. Oregon	11. Oregon
12. BYU	12. BYU
13. GEORGIA TECH	13. GEORGIA TECH
14. Nebraska	14. Nebraska
15. Pittsburgh	15. Pittsburgh
16. Wisconsin	16. Wisconsin
17. LSU	17. LSU
18. Utah	18. Utah
19. Miami	19. Miami
20. Mississippi	20. USC
21. Texas Tech	21. Mississippi
22. USC	22. West Virginia
23. Central Michigan	23. Texas Tech
24. Clemson	24. Central Michigan
25. West Virginia	25. Oklahoma State

Week-By-Week In The Polls	AP	USA	BCS
Preseason	15	15	
September 8	15	13	
September 13	14	13	
September 20	rv	rv	
September 27	25	rv	
October 4	22	23	
October 11	19	20	
October 18	11	13	12
October 25	11	11	11
November 1	10	11	10
November 8	7	7	7
November 15	7	7	7
November 22	7	7	7
November 29	12	12	10
December 6	9	10	9
Final	13	13	--



2009 REVIEW

Introduction
2010 Preview
Players
Staff
2009 Review
Records
History

in 14 games – but it averaged a remarkable 22.7 yards per completion and completed 1.1 passes of 50 yards or longer.

- Georgia Tech ranked 12th nationally in passing efficiency (149.56).
- The Yellow Jackets scored at least 30 points nine times.
- Tech ranked 10th nationally in punt return average (13.4 ypa).
- The Jackets had four non-offensive touchdowns – their most since 2000.
- The Jackets were 5-0 in games decided by five points or less.
- Tech produced 67 plays of 20 yards or longer, 38

plays of 30 yards or longer and 16 plays of 50 yards or longer.

- When Georgia Tech (ranked 9th in the Associated Press poll at the time) played Iowa (ranked 10th) in the FedEx Orange Bowl, it marked Tech's first game involving two top-10 teams since Sept. 11, 1999 when No. 1-ranked Florida State beat No. 10 Georgia Tech, 41-35, in Tallahassee.
- Two of Georgia Tech's four losses in 2009 came in one stadium – Land Shark Stadium in Miami Gardens, Fla.
- The Jackets played four games in the state of Florida in 2009 – winning at Florida State and defeating Clemson in the ACC Championship Game in Tampa.

A SEASON OF FIRSTS				
Date	Opponent	Site	Result	Streak
Oct. 10	Florida State	A	W, 49-44	First win ever in Tallahassee, ending 0-6 streak
Oct. 17	Virginia Tech	H	W, 28-23	First win at home vs. top-5 ranked team since 1962
Oct. 24	Virginia	A	W, 34-9	First win in Charlottesville since 1990, ending 0-8 streak
Nov. 7	Wake Forest	H	W, 30-27 (ot)	Win gave Tech highest ranking (7th) since 1999
Nov. 14	Duke	A	W, 49-10	Clinched first ACC divisional title since 2006
Dec. 5	Clemson	N	W, 39-34	First outright ACC championship since 1990
Jan. 5	Iowa	N	L, 14-24	First BCS bowl appearance ever

2009 INDIVIDUAL HONORS	
Paul Johnson (Head Coach) ACC Coach of the Year ACC Coach of the Year (Phil Steele) Bryant National Coach of the Year semifinalist (Oct. 26) George Munger National Coach of the Year semifinalist (Nov. 4) Liberty Mutual National Coach of the Year finalist (Dec. 10)	Roddy Jones (So., AB) All-ACC Academic Team
Ben Anderson (Sr., DT) ACC Defensive Lineman of the Week (Nov. 16)	Derrick Morgan (Sr., DE) First Team All-American (AP) First Team All-American (AFCA) First Team All-American (Pro Football Weekly) Second Team All-American (Walter Camp) Second Team All-American (Sports Illustrated) Second Team All-American (Sporting News) Second Team All-American (CBS Sports) Second Team All-American (Rivals) Third Team All-American (Phil Steele) ACC Defensive Player of the Year First Team All-ACC Ted Hendricks Award Finalist ACC Defensive Lineman of the Week (Sept. 14) Lott Trophy Player of the Week (Sept. 15) First Team All-ACC (ESPN.com) First Team All-ACC (Sporting News) First Team All-ACC (Phil Steele)
T.J. Barnes (r-Fr., DT) ACC All-Freshman Team (Sporting News)	Josh Nesbitt (Sr., QB) First Team All-ACC First Team All-ACC (Phil Steele) Honorable Mention All-American (Sports Illustrated)
Sean Bedford (Sr., C) First Team All-ACC First Team All-ACC (Sporting News) Second Team All-ACC (Phil Steele) ACC co-Offensive Lineman of the Week (Sept. 28) ACC Offensive Lineman of the Week (Oct. 19)	Phil Smith (r-Fr., OT) ACC All-Freshman Team (Sporting News)
Scott Blair (Sr., K) ACC Specialist of the Week (Sept. 14)	Jerrard Tarrant (So., PR) Third Team All-ACC (Phil Steele) Honorable Mention Sophomore All-American (College Football News)
Morgan Burnett (Sr., S) Second Team All-ACC Second Team All-ACC (Phil Steele) ACC Defensive Back of the Week (Sept. 28)	Demaryius Thomas (Sr., WR) First Team All-ACC Second Team All-American (Phil Steele) Third Team All-American (AP) Third Team All-American (Rivals) Honorable Mention All-American (Sports Illustrated) Honorable Mention All-American (Pro Football Weekly) Biletnikoff Award Semifinalist (Oct. 26) First Team All-ACC (ESPN.com) First Team All-ACC (Sporting News) First Team All-ACC (Phil Steele)
Jonathan Dwyer (Sr., RB) First Team All-ACC First Team All-ACC (ESPN.com) First Team All-ACC (Phil Steele) Fourth Team All-American (Phil Steele) Honorable Mention All-American (Sports Illustrated) Honorable Mention All-American (Pro Football Weekly) Doak Walker Award semifinalist (Nov. 12)	Logan Walls (So., DT) All-ACC Academic Team
Cord Howard (Sr., OG) First Team All-ACC East-West Shrine Game Invitee First Team All-ACC (ESPN.com) First Team All-ACC (Sporting News) First Team All-ACC (Phil Steele) Second Team All-American (CBS Sports) Third Team All-American (Rivals) Third Team All-American (Phil Steele) Honorable Mention All-American (Sports Illustrated) ACC Offensive Lineman of the Week (Nov. 16) ACC Offensive Lineman of the Week (Oct. 12)	
Brad Jefferson (Sr., LB) Honorable Mention All-ACC Third Team All-ACC (Phil Steele) ACC co-Defensive Lineman of the Week (Oct. 4)	

GEORGIA TECH IN THE ACC, NCAA STATISTICS

TEAM	Pct/#	ACC	NCAA
Rushing Offense	295.4	1st	2nd
Passing Offense	126.7	12th	115th
Total Offense	442.1	1st	11th
Scoring Offense	33.8	1st	11th
Rushing Defense	151.6	8th	68th
Pass Defense	208.6	6th	47th
Total Defense	360.3	7th	54th
Scoring Defense	24.8	6th	58th
Net Punting	38.1	1st	43rd
Punt Returns	13.4	3rd	10th
Kickoff Returns	21.8	7th	49th
Turnover Margin	57	2nd	25th
Fumbles Recovered	14	1st	T-15th
Passes Intercepted	12	5th	T-50th
Fumbles Lost	12	T-8th	T-79th
Passes Had Intercepted	6	2nd	T-11th
Turnovers Gained	26	4th	T-29th
Turnovers Lost	18	3rd	T-28th
Passing Efficiency	149.6	2nd	12th
Pass Efficiency Defense	136.3	9th	88th
Fewest Penalties	6.0	T-5th	T-56th
Fewest Yards Penalized	47.1	6th	34th
Punt Return Yardage Def.	7.4	T-4th	44th
Kickoff Return Yardage Def.	22.5	9th	83rd
Sacks	1.8	9th	72nd
Tackles for Loss	4.9	10th	93rd
Sacks Allowed	86	1st	5th
Tackles for Loss Allowed	5.1	T-3rd	32nd
3rd-Down Conversion Pct.	52.26	1st	1st
4th-Down Conversion Pct.	55.56	3rd	41st
3rd-Down Defense	41.04	8th	82nd
4th-Down Defense	42.86	T-6th	T-38th
Time of Possession	33:49	1st	3rd
First Downs	20.5	1st	43rd
Opponent First Downs	17.2	10th	22nd
Opponent Penalty Yards	39.8	12th	--
Field Goal Percentage	70	10th	--
Red Zone Offense	82	12th	T-56th
Red Zone Defense	83	T-6th	T-75th
PAT Kicking	98	T-7th	--

INDIVIDUAL	Pct/#	ACC	NCAA
Chandler Anderson, So., P			
Punting	42.3	3rd	--
Scott Blair, Jr., PK			
Field Goal PCT	70.0	10th	--
PAT Kicking PCT	97.8	7th	--
Jonathan Dwyer, Jr., BB			
All-Purpose	102.3	6th	91st
Rushing	99.6	3rd	24th
Scoring (TD's)	6.0	5th	--
Anthony Egbuniwe, Jr., DE			
Fumbles Recovered	17	6th	T-61st
Derrick Morgan, Jr., DE			
Sacks	89	1st	8th
Tackles For Loss	132	2nd	22nd
Josh Nesbitt, Jr., QB			
Rushing	74.1	5th	63rd
Scoring	7.7	4th	41st
Scoring (TD's)	7.7	3rd	--
Total Offense	195.6	7th	75th
Orwin Smith, Fr., AB			
Kickoff Return Avg.	24.0	7th	63rd
Jerrard Tarrant, So., CB			
Punt Return Avg.	13.4	3rd	13th
Demaryius Thomas, Jr., WR			
Receiving Yards Per Game	82.4	2nd	25th

2009 GAMES MISSED BECAUSED OF INJURY

Kyle Jackson, Jr., LB	14
Robert Hall, Jr., DE	11
Cooper Taylor, Jr., S	11
Tyler Melton, So., WR	4
Jaybo Shaw, So., QB	4
Austin Barrick, Jr., OT	4
Anthony Egbuniwe, Jr., DE	2
Julian Bumett, Fr., LB	1
Roddy Jones, So., RB	1
Jason Peters, So., DT	1
Dominique Reese, Jr., S	1



2009 STATISTICS

11-3 Overall ■ 7-1 ACC ■ 5-1 Home ■ 5-1 Road ■ 1-1 Neutral ■ 3-2 vs. Top 25

13 Consecutive Bowl Appearances ■ 2009 ACC Champions

TEAM STATISTICS GT OPP
SCORING .473 .347
Points Per Game .33.8 .24.8
FIRST DOWNS .287 .241
Rushing .213 .99
Passing .57 .129
Penalty .17 .13
RUSHING YARDAGE .4136 .2123
Yards gained rushing .4457 .2442
Yards lost rushing .321 .319
Rushing Attempts .792 .433
Average Per Rush .5.2 .4.9
Average Per Game .295.4 .151.6
TDs Rushing .47 .17
PASSING YARDAGE .1774 .2921
Comp-Att-Int .78-168-6 .245-398-12
Average Per Pass .10.6 .7.3
Average Per Catch .22.7 .11.9
Average Per Game .126.7 .208.6
TDs Passing .11 .23
TOTAL OFFENSE .5910 .5044
Total Plays .960 .831
Average Per Play .6.2 .6.1
Average Per Game .422.1 .360.3
KICK RETURNS: #-Yards .54-1176 .78-1755
PUNT RETURNS: #-Yards .21-281 .10-74
INT RETURNS: #-Yards .12-135 .6-61
KICK RETURN AVERAGE .21.8 .22.5
PUNT RETURN AVERAGE .13.4 .7.4
INT RETURN AVERAGE .11.2 .10.2
FUMBLES-LOST .34-12 .22-14
PENALTIES-Yards .84-659 .68-557
Average Per Game .47.1 .39.8
PUNTS-Yards .37-1565 .50-1931
Average Per Punt .42.3 .38.6
Net punt average .38.1 .31.8
TIME OF POSSESSION/Game .33:49 .26:11
3RD-DOWN Conversions .104/199 .71/173
3rd-Down Pct .52% .41%
4TH-DOWN Conversions .15/27 .6/14
4th-Down Pct .56% .43%
SACKS BY-Yards .25-164 .12-86
MISC YARDS .5 .0
TOUCHDOWNS SCORED .62 .42
FIELD GOALS-ATTEMPTS .14-20 .18-27
ON-SIDE KICKS .0-1 .0-5
RED-ZONE SCORES .50-62 81% .39-47 83%
RED-ZONE TOUCHDOWNS .40-62 65% .25-47 53%
PAT-ATTEMPTS .59-60 98% .39-39 100%
ATTENDANCE .309501 .270833
Games/Avg Per Game .6/51584 .6/45139
Neutral Site Games .2/61679

SCORE BY QUARTER 1st 2nd 3rd 4th OT Total
Georgia Tech 113 123 115 116 6 473
Opponents 83 108 63 90 3 347

RECORD Overall H A N
All Games 11-3 5-1 5-1 1-1
ACC Games 7-1 4-0 3-1 0-0
vs. Coastal Division 4-1 2-0 2-1 0-0
vs. Atlantic Division 3-0 2-0 1-0 0-0
Non-Conference 3-2 1-1 2-0 0-1

ATTENDANCE Total H A N
Total 703,692 309,501 270,833 123,358
Average 50,264 51,584 45,139 61,679
ACC Games Total 398,409 207,963 190,536 --
ACC Games Average 49,801 51,991 47,634 --



2009 SCHEDULE/RESULTS

Date Opponent Site TV Attend. Time/W-L
Sept 5 JACKSONVILLE STATE ATLANTA ESPN360 46,131 W, 37-17
Sept. 10 (Th) (rv/rv) *CLEMSON ATLANTA ESPN 52,029 W, 30-27
Sept. 17 (Th) (22/20) *at Miami Miami Gardens, Fla. ESPN 45,329 L, 17-33
Sept. 26 (22/18) *NORTH CAROLINA ATLANTA Raycom 50,114 W, 24-7
Oct. 3 at Mississippi State Starkville, Miss. CSS 50,035 W, 42-31
Oct. 10 *at Florida State Tallahassee, Fla. ESPN2 76,292 W, 49-44
Oct. 17 (4/4) *VIRGINIA TECH ATLANTA ESPN2 54,405 W, 28-23
Oct. 24 *at Virginia Charlottesville, Va. Raycom 43,016 W, 34-9
Oct. 31 at Vanderbilt Nashville, Tenn. CSS 30,262 W, 56-31
Nov. 7 *WAKE FOREST ATLANTA ABC 51,415 (ot) W, 30-27
Nov. 14 *at Duke Durham, N.C. ESPN2 25,899 W, 49-10
Nov. 28 GEORGIA ATLANTA ABC 55,407 L, 27-30
Dec. 5 (25/rv) #vs. Clemson Tampa, Fla. ESPN 57,227 W, 39-34
Jan. 5 (10/11) % vs. Iowa Miami Gardens, Fla. Fox 66,131 L, 14-24

*ACC Game
Dr. Pepper ACC Championship Game
% FedEx Orange Bowl

RUSHING

GP Att Gain Loss NET AVG TD Long Avg/G
Jonathan Dwyer 14 235 1438 43 1395 5.9 14 74 99.6
Joshua Nesbitt 14 279 1205 168 1037 3.7 18 39 74.1
Anthony Allen 14 64 626 8 618 9.7 6 82 44.1
Roddy Jones 13 53 360 15 345 6.5 3 23 26.5
Marcus Wright 14 33 199 9 190 5.8 3 22 13.6
Embry Peoples 13 31 186 16 170 5.5 0 19 13.1
Preston Lyons 13 30 139 0 139 4.6 1 31 10.7
Stephen Hill 13 5 85 1 84 16.8 1 26 6.5
Jaybo Shaw 6 12 54 3 51 4.2 0 16 8.5
Tevin Washington 1 6 41 1 40 6.7 0 17 40.0
Richard Watson 6 9 37 0 37 4.1 1 9 6.2
Lucas Cox 14 9 31 0 31 3.4 0 6 2.2
Orwin Smith 14 5 26 0 26 5.2 0 12 1.9
Quentin Sims 12 2 19 0 19 9.5 0 12 1.6
Jonathan Malone 3 1 5 0 5 5.0 0 5 1.7
Demaryius Thomas 14 1 3 0 3 3.0 0 3 0.2
Anthony Barnes 13 1 3 0 3 3.0 0 3 0.2
Team 11 16 0 57 -57 -3.6 0 0 -5.2
Total 14 792 4457 321 4136 5.2 47 82 295.4
Opponents 14 433 2442 319 2123 4.9 17 75 151.6

PASSING

GP Effic C-A-I Pct Yds TD Long Avg/G
Joshua Nesbitt 14 148.69 75-162-5 46.3 1701 10 87 121.5
Jaybo Shaw 6 25.60 1-2-1 50.0 18 0 18 3.0
Tevin Washington 1 276.40 1-1-0 100.0 21 0 21 21.0
Scott Blair 14 715.60 1-1-0 100.0 34 1 34 2.4
Team 11 0.00 0-2-0 0.0 0 0 0 0.0
Total 14 149.59 78-168-6 46.4 1774 11 87 126.7
Opponents 14 136.25 245-398-12 61.6 2921 23 77 208.6

RECEIVING

GP No. Yds Avg TD Long Avg/G
Demaryius Thomas 14 46 1154 25.1 8 76 82.4
Embry Peoples 13 8 244 30.5 1 87 18.8
Stephen Hill 13 6 137 22.8 1 53 10.5
Anthony Allen 14 5 112 22.4 1 31 8.0
Tyler Melton 10 5 46 9.2 0 13 4.6
Jonathan Dwyer 14 5 37 7.4 0 21 2.6
Orwin Smith 14 2 26 13.0 0 21 1.9
Daniel McKayhan 7 1 18 18.0 0 18 2.6
Total..... 14 78 1774 22.7 11 87 126.7
Opponents..... 14 245 2921 11.9 23 77 208.6

SCORING

TD FGs Kick Rush Rcv DXP Saf Pts
Joshua Nesbitt 18 0-0 0-0 0-1 0 0-0 0 0 108
Scott Blair 0 14-20 45-46 0-0 0 0-0 0 0 87
Jonathan Dwyer 14 0-0 0-0 0-0 0 0-0 0 0 84
Demaryius Thomas 8 0-0 0-0 0-0 0 0-0 0 0 48
Anthony Allen 7 0-0 0-0 0-0 0 0-0 0 0 42
Jerrard Tarrant 4 0-0 0-0 0-0 0 0-0 0 0 24
Roddy Jones 3 0-0 0-0 0-0 0 0-0 0 0 18
Marcus Wright 3 0-0 0-0 0-0 0 0-0 0 0 18
Chris Tanner 0 0-0 14-14 0-0 0 0-0 0 0 14
Stephen Hill 2 0-0 0-0 0-0 0 0-0 0 0 12
Richard Watson 1 0-0 0-0 0-0 0 0-0 0 0 6
Preston Lyons 1 0-0 0-0 0-0 0 0-0 0 0 6
Embry Peoples 1 0-0 0-0 0-0 0 0-0 0 0 6
Total..... 62 14-20 59-60 0-1 0 0-0 0 0 473
Opponents..... 42 18-27 39-39 0-1 0 0-2 0 1 347



JONATHAN DWYER



DEMARIYUS THOMAS



JOSHUA NESBITT



2009 STATISTICS

PUNTING	No.	Yds	Avg	Long	TB	FC	I20	Blkd
Chandler Anderson	37	1565	42.3	63	4	7	12	0
Total	37	1565	42.3	63	4	7	12	0
Opponents	50	1931	38.6	57	3	15	16	0

PUNT RETURNS	No.	Yds	Avg	TD	Long
Jerrard Tarrant	21	281	13.4	2	85
Total	21	281	13.4	2	85
Opponents	10	74	7.4	0	22

INTERCEPTIONS	No.	Yds	Avg	TD	Long
Morgan Burnett	4	40	10.0	0	21
Jerrard Tarrant	2	90	45.0	1	50
Mario Butler	2	2	1.0	0	2
Dominique Reese	1	0	0.0	0	0
Cooper Taylor	1	0	0.0	0	0
Martin Frierson	1	3	3.0	0	3
Jason Peters	1	0	0.0	0	0
Total	12	135	11.2	1	50
Opponents	6	61	10.2	0	28

KICK RETURNS	No.	Yds	Avg	TD	Long
Orwin Smith	37	888	24.0	0	83
Embry Peebles	11	183	16.6	0	33
Daniel McKayhan	3	76	25.3	0	41
Anthony Allen	2	29	14.5	0	16
Albert Rocker	1	0	0.0	0	0
Total.....	54	1176	21.8	0	83
Opponents.....	78	1755	22.5	2	89

FUMBLE RETURNS	No.	Yds	Avg	TD	Long
Jerrard Tarrant	1	40	40.0	1	40
Total.....	1	40	40.0	1	40
Opponents.....	4	5	1.2	0	3

TOTAL OFFENSE	G	Plays	Rush	Pass	Total	Avg/G
Joshua Nesbitt	14	441	1037	1701	2738	195.6
Jonathan Dwyer	14	235	1395	0	1395	99.6
Anthony Allen	14	64	618	0	618	44.1
Roddy Jones	13	53	345	0	345	26.5
Marcus Wright	14	33	190	0	190	13.6
Embry Peebles	13	31	170	0	170	13.1
Preston Lyons	13	30	139	0	139	10.7
Stephen Hill	13	5	84	0	84	6.5
Jaybo Shaw	6	14	51	18	69	11.5
Tevin Washington	1	7	40	21	61	61.0
Richard Watson	6	9	37	0	37	6.2
Scott Blair	14	1	0	34	34	2.4
Lucas Cox	14	9	31	0	31	2.2
Orwin Smith	14	5	26	0	26	1.9
Quentin Sims	12	2	19	0	19	1.6
Jonathan Malone	3	1	5	0	5	1.7
Anthony Barnes	13	1	3	0	3	0.2
Demaryius Thomas	14	1	3	0	3	0.2
Team	11	18	-57	0	-57	-5.2
Total.....	14	960	4136	1774	5910	422.1
Opponents.....	14	831	2123	2921	5044	360.3

FIELD GOALS	FG-A	Pct	1-19	20-29	30-39	40-49	50+	Long	Blk
Scott Blair	14-20	70.0	0-0	5-6	4-7	5-7	0-0	49	0
Total	14-20	70.0	0-0	5-6	4-7	5-7	0-0	49	0
Opponents	18-27	66.7	1-1	4-5	9-12	3-5	1-4	53	1

FIELD GOAL SEQUENCE	Georgia Tech	Opponents
Jacksonville State	(20),42	(26)
Clemson	(24),(34),(36)	(21),(53)
Miami	(32),39	(34),26,31
North Carolina	37,(34),27	32
Mississippi State	-	42,(31)
Florida State	-	45,(40)
Virginia Tech	-	(34)
Virginia	(24),(23)	(49),(19),35,(30)
Vanderbilt	-	(23)
Wake Forest	(45)	(35),(34)
Duke	-	(31),52
Georgia	37,(42)	(22),(38),(43),55
Clemson	(48),(49),(28),(40)	52
Iowa	41	(33)

Numbers in (parentheses) indicate field goal was made.



SCOTT BLAIR

KICKOFFS	No.	Yds	Avg	TB	OB	Retn	NetYd	Long
Scott Blair	86	5104	59.3	1	3			
Chandler Anderson	1	45	45.0	0	0			
Chris Tanner	1	59	59.0	0	0			
Total.....	88	5208	59.2	1	3	1755	39.0	30
Opponents.....	67	4231	63.1	8	5	1176	43.2	26

KICKOFFS	G	Rush	Rec	PR	KOR	IR	Total	Avg/G
Jonathan Dwyer	14	1395	37	0	0	0	1432	102.3
Demaryius Thomas	14	3	1154	0	0	0	1157	82.6
Joshua Nesbitt	14	1037	0	0	0	0	1037	74.1
Orwin Smith	14	26	26	0	888	0	940	67.1
Anthony Allen	14	618	112	0	29	0	759	54.2
Embry Peebles	13	170	244	0	183	0	597	45.9
Jerrard Tarrant	14	0	0	281	0	90	371	26.5
Roddy Jones	13	345	0	0	0	0	345	26.5
Stephen Hill	13	84	137	0	0	0	221	17.0
Marcus Wright	14	190	0	0	0	0	190	13.6
Preston Lyons	13	139	0	0	0	0	139	10.7
Daniel McKayhan	7	0	18	0	76	0	94	13.4
Jaybo Shaw	6	51	0	0	0	0	51	8.5
Tyler Melton	10	0	46	0	0	0	46	4.6
Tevin Washington	1	40	0	0	0	0	40	40.0
Morgan Burnett	14	0	0	0	0	40	40	2.9
Richard Watson	6	37	0	0	0	0	37	6.2
Lucas Cox	14	31	0	0	0	0	31	2.2
Quentin Sims	12	19	0	0	0	0	19	1.6
Jonathan Malone	3	5	0	0	0	0	5	1.7
Anthony Barnes	13	3	0	0	0	0	3	0.2
Martin Frierson	14	0	0	0	0	3	3	0.2
Mario Butler	14	0	0	0	0	2	2	0.1
Team	11	-57	0	0	0	0	-57	-5.2
Total.....	14	4136	1774	281	1176	135	7502	535.9
Opponents.....	14	2123	2921	74	1755	61	6934	495.3

GAME-BY-GAME STARTERS

OFFENSE	JSU	CLEM	MIAMI	UNC	MSU	FSU	VT	UVA	VANDY	WAKE	DUKE	UGA	CLEM	IOWA
QB	Nesbitt	Nesbitt	Nesbitt	Nesbitt	Nesbitt	Nesbitt	Nesbitt	Nesbitt	Nesbitt	Nesbitt	Nesbitt	Nesbitt	Nesbitt	Nesbitt
B-Back	Dwyer	Dwyer	Dwyer	Dwyer	Dwyer	Dwyer	Dwyer	Dwyer	Dwyer	Dwyer	Dwyer	Dwyer	Dwyer	Dwyer
A-Back	Allen	Allen	Allen	Allen	Allen	Allen	Allen	Allen	Allen	Allen	Allen	Allen	Allen	Allen
A-Back	Peebles	Jones	Jones	Jones	Jones	Jones	Jones	Jones	Jones	Jones	Jones	Jones	Jones	Jones
WR	Thomas	Thomas	Thomas	Thomas	Thomas	Thomas	Thomas	Thomas	Thomas	Thomas	Thomas	Thomas	Thomas	Thomas
WR	Cone	Cone	Cone	S. Hill	Melton	Melton	Melton	Melton	Melton	Melton	Melton	Melton	Melton	Melton
LT	Barrick	Barrick	Barrick	Barrick	Barrick	Barrick	Barrick	Barrick	Barrick	Smith	Smith	Smith	Smith	Barrick
LG	Howard	Howard	Howard	Howard	Howard	Howard	Howard	Howard	Howard	Howard	Howard	Howard	Howard	Howard
Center	Bedford	Bedford	Bedford	Bedford	Bedford	Bedford	Bedford	Bedford	Bedford	Bedford	Bedford	Bedford	Bedford	Bedford
RG	Gilbert	Gilbert	Gilbert	Gilbert	Gilbert	Gilbert	Gilbert	Gilbert	Gilbert	Gilbert	Gilbert	Gilbert	Gilbert	Gilbert
RT	Sellers	Sellers	Sellers	Sellers	Sellers	Sellers	Sellers	Sellers	Sellers	Sellers	Sellers	Sellers	Sellers	Sellers
DEFENSE	JSU	CLEM	MIAMI	UNC	MSU	FSU	VT	UVA	VANDY	WAKE	DUKE	UGA	CLEM	IOWA
DE	Morgan	Morgan	Morgan	Morgan	Morgan	Morgan	Morgan	Morgan	Morgan	Morgan	Morgan	Morgan	Morgan	Morgan
DT	Peters	Peters	Peters	Walls	Walls	Walls	Walls	Walls	Walls	Walls	Walls	Walls	Walls	Walls
DT	Anderson	Anderson	Anderson	Anderson	Anderson	Anderson	Anderson	Anderson	Anderson	Anderson	Anderson	Anderson	Barnes	Barnes
DE	Hall	Hall	Hall	Egbuniwe	Egbuniwe	Cross	Cross	Egbuniwe	Egbuniwe	Egbuniwe	Egbuniwe	Egbuniwe	Egbuniwe	Egbuniwe
OLB	Griffin	Griffin	Griffin	Griffin	Griffin	Griffin	Griffin	Griffin	Griffin	Griffin	Griffin	Griffin	Griffin	Griffin
ILB	Jefferson	Jefferson	Jefferson	Jefferson	Jefferson	Jefferson	Jefferson	Jefferson	Jefferson	Jefferson	Jefferson	Jefferson	Jefferson	Jefferson
OLB	Reese	Reese	Reese	J. Burnett	J. Burnett	Sylvester	Sylvester	Sylvester	Sylvester	Sylvester	Sylvester	Sylvester	Sylvester	Sylvester
CB	Butler	Butler	Butler	Butler	Butler	Butler	Butler	Butler	Butler	Butler	Butler	Butler	Butler	Butler
CB	Tarrant	Tarrant	Tarrant	Tarrant	Tarrant	Tarrant	Tarrant	Tarrant	Reid	Reid	Tarrant	Peterson	Peterson	Reid
Rover	M Burnett	M. Burnett	M. Burnett	M. Burnett	M. Burnett	M. Burnett	M. Burnett	M. Burnett	M. Burnett	M. Burnett	M. Burnett	M. Burnett	M. Burnett	M. Burnett
Safety	Taylor	Taylor	Taylor	Reid	Reid	Reid	Reese	Reese	Reese	Edwards	Edwards	Edwards	Edwards	Edwards



2010 GEORGIA TECH FOOTBALL

2009 STATISTICS

DEFENSE	G	Solo	Assist	Total	TFL-Yds	Sacks-Yds	Int-Yds	BrUp	QBH	FR-Yds	FF	BK	Saf
Brad Jefferson	14	45	50	95	8.0-19	.	.	2	1	.	2	.	.
Morgan Burnett	14	48	37	85	4.0-11	.	4-40	4	.	1-0	1	1	.
Sedric Griffin	14	42	31	73	4.0-12	0.5-3	.	3	1	1-0	.	.	.
Jerrard Tarrant	14	39	19	58	1.0-5	.	2-90	6	.	2-40	1	.	.
Derrick Morgan	14	39	16	55	18.5-96	12.5-81	.	1	2	2-0	2	.	.
Mario Butler	14	33	12	45	4.5-10	.	2-2	3
Julian Burnett	13	26	15	41	1.5-3	0.5-2
Steven Sylvester	14	23	17	40	4.0-22	3.0-19	.	.	.	1-0	.	.	.
Mario Edwards	12	26	10	36	0.5-2	.	.	2	.	.	1	.	.
Dominique Reese	13	15	13	28	2.0-4	0.5-3	1-0	2
Logan Walls	14	10	15	25	3.0-11	2.0-8	1	.	.
Anthony Egbuniwe	12	12	7	19	2.5-14	1.5-13	.	1	1	2-0	2	.	.
Cooper Taylor	3	7	9	16	.	.	1-0
T.J. Barnes	14	7	9	16	1.5-6	.	.	.	1
Anthony Barnes	13	8	8	16	0.5-1	1	.	.
Ben Anderson	12	12	3	15	5.0-26	2.0-21	.	.	1
Rashaad Reid	14	7	5	12	1.5-4	.	.	2
Martin Frierson	14	5	7	12	.	.	1-3
Jason Peters	13	5	6	11	1.0-2	.	1-0	2	1	1-0	.	.	.
Jemea Thomas	14	5	5	10	.	.	.	1	.	1-0	.	.	.
Marcus Wright	14	6	4	10
Izaan Cross	13	5	5	10	2.5-3	.	.	.	1	1-0	.	.	.
Robert Hall	3	4	6	10	1.5-6	0.5-1
Michael Peterson	14	6	3	9
Correy Earls	10	4	4	8	1	.	.
Rod Sweeting	14	7	1	8
B.J. Machen	13	7	1	8
Scott Blair	14	6	2	8	1-0	1	.	.	.
Quentin Sims	12	4	3	7
Osahon Tongo	12	2	4	6	1.0-5	1.0-5	1	.	.
Albert Rocker	14	3	3	6
Jon Lockhart	12	2	3	5
Malcolm Munroe	12	2	3	5	1	.	.
DeRon Jasper	8	3	1	4
Roddy Jones	13	3	1	4	1	.	.
Kevin Cone	6	2	1	3
Lucas Cox	14	1	1	2
Jamal Paige	10	1	.	1
Anthony Allen	14	1	.	1
Sean Bedford	14	1	.	1
Tyler Morgan	6	1	.	1
Stephen Powers	2	.	1	1	.	.	.	1
Josh Nesbitt	14	1-0	.	.	.
Team	11	1	.	1	1.0-8	1.0-8
Total.....	14	486	341	827	69-270	25-164	12-135	30	9	14-40	16	1	.
Opponents.....	14	545	573	1118	71.0-239	12-86	6-61	12	2	12-5	10	.	1

PUNT-BY-PUNT

CHANDLER ANDERSON							
Opponent	Qtr	From	To	YDS	Return	NET	FP
Jacksonville St.	1	GT30	JS24	46	Downed	46	JSU24
	3	GT41	JS03	56	Downed	56	JSU03
Clemson	2	CU39	CU12	27	Downed	27	CU12
	2	GT45	CU07	48	15	33	CU22
	2	GT47	CU17	36	OB	36	CU17
	3	GT28	CU42	30	OB	30	CU42
	3	CU41	CU00	41	TB	21	CU20
	3	GT38	CU24	38	OB	38	CU24
Miami	1	GT44	UM29	27	Downed	27	UM29
	2	GT37	EZ	63	TB	43	UM20
	2	GT30	UM23	47	14	33	UM37
North Carolina	1	GT47	NC07	46	1	45	NC08
	2	GT42	NC09	49	22	27	NC31
	3	GT18	NC37	45	FC	45	NC37
Mississippi State	2	GT27	MS23	50	Downed	50	MS23
	4	GT49	MS19	32	Downed	32	MS19
	4	MS40	MS11	29	FC	29	MS11
Florida State		None					
Virginia Tech	1	GT09	GT42	33	FC	33	GT42
	1	GT08	GT45	37	-3	40	GT48
	2	VT46	VT11	35	OB	35	VT11
	2	GT40	VT27	33	OB	33	VT27
Virginia	1	VA44	VA15	29	-4	33	VA11
	2	GT10	VA35	55	12	43	VA47
Vanderbilt	1	GT48	VU12	40	FC	40	VU12
	2	GT37	VU30	33	1	32	VU31
	2	GT45	VU31	24	OB	24	VU31
Wake Forest	2	GT32	WF31	37	Downed	37	WF31
Duke	1	GT39	EZ	61	TB	41	DU20
	2	GT22	DU30	48	FC	48	DU30
	3	GT21	DU33	46	4	42	DU37
Georgia		None					
Clemson		None					
Iowa	1	IW44	EZ	44	TB	24	IW20
	1	GT38	IW17	45	FC	45	IW17
	1	GT19	IW33	48	Downed	48	IW33
	2	GT10	IW43	47	12	35	GT45
	2	GT33	IW19	48	FC	48	IW19
	2	GT33	IW14	53	Downed	53	IW14
	4	GT04	IW37	59	Downed	59	IW37

POSSESSIONS

GEORGIA TECH											OPPONENTS												
Opponent	No.	TD	FG	FGA	Punt	TO	Clock	Downs	3&Out	Pts	PPP	Team	No.	TD	FG	FGA	Punt	TO	Clock	Downs	3&Out	Pts	PPP
Jacksonville State	13	5	1	2	2	3	1	0	2	37	2.85	Jacksonville State	13	2	1	1	7	2	1	0	3	17	1.31
Clemson	16	3	3	3	6	2	2	0	3	30	1.88	Clemson	15	3	2	2	6	2	0	2	3	27	1.80
Miami	9	2	1	2	^4	0	0	1	2	17	1.89	Miami	10	4	1	3	1	0	2	0	0	33	3.30
North Carolina	11	3	1	2	3	0	2	0	2	24	2.18	North Carolina	10	1	0	1	5	3	0	0	4	7	0.70
Mississippi State	11	6	0	0	3	1	1	0	1	42	3.82	Mississippi State	11	4	1	2	0	5	0	0	0	31	2.82
Florida State	12	7	0	0	0	3	2	0	0	49	4.08	Florida State	11	6	1	2	1	2	0	0	1	44	4.00
Virginia Tech	12	4	0	0	4	2	2	0	2	28	2.33	Virginia Tech	11	3	1	1	4	2	0	1	2	23	2.09
Virginia	11	4	2	2	2	1	1	1	1	34	3.09	Virginia	10	0	3	4	4	1	0	1	2	9	0.90
Vanderbilt	13	8	0	0	3	1	1	0	1	56	4.31	Vanderbilt	13	4	1	1	4	3	1	0	2	31	2.38
Wake Forest	13	4	1	1	1	1	2	4	0	30	2.38	Wake Forest	12	3	2	2	7	0	0	0	5	27	2.25
Duke	12	7	0	0	3	1	0	1	3	49	4.08	Duke	13	1	1	2	7	1	2	0	4	10	0.77
Georgia	9	3	1	2	0	2	0	2	0	24	2.67	Georgia	10	3	3	4	0	1	2	0	0	30	3.00
Clemson	10	4	4	4	0	0	1	1	0	39	3.90	Clemson	10	5	0	1	0	2	1	1	0	34	3.40
Iowa	13	2	0	1	7	1	1	1	5	14	1.08	Iowa	13	3	1	1	4	2	1	2	1	24	1.85
TOTAL	165	62	14	20	38	18	16	11	22	473	2.87	TOTAL	162	42	18	27	50	26	10	7	27	347	2.14

^ Includes safety when punter kicked ball out of own end zone

MISCELLANEOUS STATISTICS

Opponent	Captain	Captain	Captain	Coin Toss	Kickoff/Receive	Tech's First Possession	Game Time	Game Length	Jerseys	Pants	Result
Jacksonville State	Cord Howard	Sedric Griffin	Martin Frierson	JSU	Receive	White	1:00	2:55	White	Gold	W, 37-17
Clemson	Sellers/Voss	Jason Hill	Jonathan Malone	Clem	Kickoff	White	7:45	3:22	White	White	W, 30-27
at Miami	Morgan Burnett	Derrick Morgan	Josh Nesbitt	Miami	Receive	White	7:45	3:06	White	White	L, 17-33
North Carolina	Morgan Burnett	Derrick Morgan	Josh Nesbitt	UNC	Kickoff	White	12:10	2:57	White	Gold	W, 24-7
at Mississippi State	Morgan Burnett	Derrick Morgan	Josh Nesbitt	MSU	Kickoff	White	7:35	3:14	White	White	W, 42-31
at Florida State	Morgan Burnett	Derrick Morgan	Josh Nesbitt	GT	Kickoff	White	8:01	4:44	White	White	W, 49-44
Virginia Tech	Morgan Burnett	Derrick Morgan	Josh Nesbitt	GT	Kickoff	White	6:01	2:57	White	Gold	W, 28-23
at Virginia	Morgan Burnett	Derrick Morgan	Josh Nesbitt	UVA	Kickoff	White	12:10	2:56	White	White	W, 34-9
at Vanderbilt	Morgan Burnett	Derrick Morgan	Josh Nesbitt	Vandy	Receive	White	6:35	3:20	White	White	W, 56-31
Wake Forest	Morgan Burnett	Derrick Morgan	Josh Nesbitt	Wake	Receive	White	3:35	3:25	Gold	White	(ot) W, 30-27
at Duke	Morgan Burnett	Derrick Morgan	Josh Nesbitt	GT	Kickoff	White	12:00	3:03	White	White	W, 49-10
Georgia	Morgan Burnett	Derrick Morgan	Josh Nesbitt	UGA	Kickoff	White	8:12	3:10	White	Gold	L, 24-30
Clemson	Morgan Burnett	Derrick Morgan	Josh Nesbitt	GT	Kickoff	White	8:06	3:30	White	White	W, 39-34
Iowa	Morgan Burnett	Derrick Morgan	Josh Nesbitt	GT	Kickoff	White	8:22	3:14	White	White	L, 14-24



2009 STATISTICS

GAME-BY-GAME STATISTICS

RUSHING	JSU	CLEM	MIAMI	UNC	MSU	FSU	VT	UVA	VANDY	WFU	DUKE	GA	CLEM	IOWA
Dwyer, J. RB	7-95/2	18-66/0	5-7/0	19-158/0	16-83/1	14-102/2	20-82/0	25-125/0	22-186/3	23-189/1	14-110/2	14-33/1	24-110/2	14-49/0
Nesbitt, J. QB	14-93/1	18-91/0	14-29/0	32-97/2	23-53/0	27-140/3	23-122/3	21-82/2	16-56/2	21-54/2	9-30/1	19-41/1	22-103/1	20-46/0
Allen, A. RB	3-21/0	5-127/1	6-42/1	5-27/0	3-10/1	4-81/0	6-59/0	11-103/2	1-0/0	3-43/0	5-37/0	4-29/0	5-18/0	3-21/1
Jones, R. RB	DNP	5-11/0	6-18/0	4-20/1	3-8/1	5-29/0	2-7/0	-	9-80/1	8-58/0	2-10/0	5-37/0	4-67/0	-
Wright, M.	2-8/0	-	3-7/0	1-3/0	2-14/0	2-26/1	3-23/1	1-10/0	4-11/0	1-7/0	5-47/1	5-21/0	3-13/0	1-0/0
Peoples, E. RB	1-0/0	2-8/0	1-3/0	DNP	3-19/0	3-20/0	3--2/0	2-2/0	3-18/0	1--1/0	5-48/0	2-18/0	2-10/0	3-27/0
Lyons, P. RB	3-7/0	DNP	1-6/0	3-14/0	2-4/0	1-4/0	2-6/0	6-34/0	3-7/0	4-41/1	2-6/0	-	3-10/0	-
Hill, S. WR	1--1/0	-	-	-	-	1-24/1	-	1-14/0	-	DNP	1-21/0	-	1-26/0	-
Shaw, J. QB	DNP	DNP	DNP	DNP	DNP	DNP	-	-	1-2/0	4-22/0	DNP	6-27/0	1-0/0	DNP
Washington, T.	6-40/0	DNP	DNP	DNP	DNP	DNP	DNP	DNP	DNP	DNP	DNP	DNP	DNP	DNP
Watson, R. RB	4-25/0	DNP	DNP	DNP	DNP	DNP	DNP	2-2/0	1-2/0	DNP	2-8/1	-	-	DNP
Cox, L. RB	6-23/0	-	2-6/0	1-2/0	-	-	-	-	-	-	-	-	-	-
Smith, O. RB	1-5/0	-	-	1-1/0	-	-	-	-	-	3-20/0	-	-	-	-
Sims, Q. RB	2-19/0	DNP	-	-	-	DNP	-	-	-	-	-	-	-	-
Malone, J. RB	-	DNP	DNP	DNP	DNP	DNP	DNP	-	1-5/0	DNP	DNP	DNP	DNP	DNP
Thomas, D. WR	-	-	-	-	-	-	-	-	-	-	-	-	1-3/0	-
Barnes, A.	-	-	-	-	-	-	-	1-3/0	-	-	-	-	-	DNP
RECEIVING	JSU	CLEM	MIAMI	UNC	MSU	FSU	VT	UVA	VANDY	WFU	DUKE	GA	CLEM	IOWA
Thomas, D. WR	4-101/0	3-93/1	6-133/1	3-35/0	8-174/1	2-84/1	1-51/0	3-76/0	4-76/1	3-38/0	2-89/1	5-127/1	2-77/1	-
Peoples, E. RB	1-14/0	-	-	DNP	1-19/0	1-36/0	-	-	2-117/1	-	1-37/0	-	2-21/0	-
Hill, S. WR	-	-	-	2-38/0	1-53/0	-	-	-	DNP	-	2-38/1	-	1-8/0	-
Allen, A. RB	1-26/1	1-24/0	-	1-11/0	1-20/0	-	-	-	-	-	1-31/0	-	-	-
Melton, T. WR	DNP	DNP	DNP	DNP	-	-	-	1-9/0	-	1-13/0	-	1-8/0	2-16/0	-
Dwyer, J. RB	-	-	-	-	-	1-11/0	-	-	-	-	-	-	2-14/0	2-12/0
Smith, O. RB	1-21/0	-	-	1-5/0	-	-	-	-	-	-	-	-	-	-
McKayhan, D. WR	-	DNP	-	DNP	DNP	DNP	DNP	-	-	DNP	1-18/0	-	DNP	-
PUNT RETURNS	JSU	CLEM	MIAMI	UNC	MSU	FSU	VT	UVA	VANDY	WFU	DUKE	GA	CLEM	IOWA
Tarrant, J.	3-87	1-85	-	3-15	-	-	1-12	2-0	2--3	3-32	4-44	-	-	2-9
KICK RETURNS	JSU	CLEM	MIAMI	UNC	MSU	FSU	VT	UVA	VANDY	WFU	DUKE	GA	CLEM	IOWA
Smith, O.	3-85	5-94	4-111	1-24	3-50	3-86	-	2-38	3-55	2-52	3-139	-	6-117	2-37
Peoples, E.	-	1-14	-	DNP	-	-	3-47	-	3-61	1-12	-	2-41	-	1-8
McKayhan, D.	-	DNP	-	DNP	DNP	DNP	DNP	-	-	DNP	-	1-41	DNP	2-35
Allen, A.	-	-	-	1-16	1-13	-	-	-	-	-	-	-	-	-
Rocker, A.	-	-	-	-	-	1-0	-	-	-	-	-	-	-	-
ALL-PURPOSE	JSU	CLEM	MIAMI	UNC	MSU	FSU	VT	UVA	VANDY	WFU	DUKE	GA	CLEM	IOWA
Dwyer, J.	95	66	7	158	83	113	82	125	186	189	110	33	124	61
Thomas, D.	101	93	133	35	174	84	51	76	38	76	89	127	80	-
Nesbitt, J.	93	91	29	97	53	140	122	82	56	54	30	41	103	46
Smith, O.	111	94	111	30	50	86	-	38	75	52	139	-	117	37
Allen, A.	47	151	42	54	43	81	59	103	-	43	68	29	18	21
Peoples, E.	14	22	3	DNP	38	56	45	2	196	11	85	59	31	35
Tarrant, J.	87	85	-	15	-	-	12	-	-3	32	44	-	50	49
Jones, R.	DNP	11	18	20	8	29	7	-	80	58	10	37	67	-
Hill, S.	-1	-	-	38	77	-	14	-	DNP	21	38	26	8	-
Wright, M.	8	-	7	3	14	26	23	10	11	7	47	21	13	-
Lyons, P.	7	DNP	6	14	4	4	6	34	7	41	6	-	10	-
McKayhan, D.	-	DNP	-	DNP	DNP	DNP	DNP	-	-	DNP	18	41	DNP	35
Shaw, J.	DNP	DNP	DNP	DNP	DNP	-	-	2	22	DNP	27	-	DNP	DNP
Melton, T.	DNP	DNP	DNP	DNP	-	-	-	9	-	13	-	8	16	-
Bumett, M.	-	-	-	40	-	-	-	-	-	-	-	-	-	-
Washington, T.	40	DNP	DNP	DNP	DNP	DNP	DNP	DNP	DNP	DNP	DNP	DNP	DNP	DNP
Watson, R.	25	DNP	DNP	DNP	DNP	DNP	DNP	2	2	DNP	8	-	-	DNP
Cox, L.	23	-	6	2	-	-	-	-	-	-	-	-	-	-
Sims, Q.	19	DNP	-	-	-	DNP	-	-	-	-	-	-	-	-
Malone, J.	-	DNP	DNP	DNP	DNP	DNP	DNP	-	5	DNP	DNP	DNP	DNP	DNP
Barnes, A.	-	-	-	-	-	-	-	3	-	-	-	-	-	DNP
Frierson, M.	-	-	-	-	-	-	-	-	-	-	3	-	-	-
Butler, M.	-	2	-	-	-	-	-	-	-	-	-	-	-	-
INTERCEPTIONS	JSU	CLEM	MIAMI	UNC	MSU	FSU	VT	UVA	VANDY	WFU	DUKE	GA	CLEM	IOWA
Bumett, M.	1-0	-	-	2-40	-	-	1-0	-	-	-	-	-	-	-
Tarrant, J.	-	-	-	-	-	-	-	-	-	-	-	-	1-50	1-40
Butler, M.	-	1-2	-	-	1-0	-	-	-	-	-	-	-	-	-
Peters, J.	-	-	-	-	-	-	1-0	DNP	-	-	-	-	-	-
Frierson, M.	-	-	-	-	-	-	-	-	-	-	1-3	-	-	-
Reese, D.	-	-	-	DNP	-	-	-	-	-	-	-	-	1-0	-
Taylor, C.	-	1-0	-	DNP	DNP	DNP	DNP	DNP	DNP	DNP	DNP	DNP	DNP	DNP

Introduction

2010 Preview

Players

Staff

2009 Review

Records

History



2009 STATISTICS

GAME-BY-GAME STATISTICS

TACKLES	JSU	CLEM	MIAMI	UNC	MSU	FSU	VT	UVA	VANDY	WFU	DUKE	GA	CLEM	IOWA
Anderson, B., DT	1-0-1	1-0-1	0-0-0	0-1-1	0-0-0	1-1-2	1-0-1	2-0-2	1-0-1	0-0-0	5-0-5	0-1-1	INU	INU
Bames, A., W	1-1-2	0-2-2	1-0-1	0-2-2	0-0-0	2-1-3	0-2-2	1-0-1	0-0-0	1-0-1	1-0-1	0-0-0	1-0-1	0-0-0
Bames, TJ, DT	0-0-0	0-1-1	2-0-2	0-0-0	2-0-2	0-0-0	0-4-4	2-0-2	0-0-0	0-1-1	0-0-0	1-3-4	0-0-0	0-0-0
Bumett, J., LB	5-4-9	0-1-1	4-0-4	1-2-3	3-0-3	0-0-0	1-2-3	INU	1-1-2	0-1-1	5-2-7	1-2-3	2-0-2	3-0-3
Bumett, M., S	3-2-5	1-0-1	6-2-8	1-5-6	7-0-7	4-2-6	1-3-4	2-0-2	1-4-5	5-4-9	2-2-4	4-12-16	3-1-4	8-0-8
Butler, M., CB	1-0-1	0-2-2	4-2-6	5-0-5	4-0-4	1-0-1	1-0-1	1-1-2	1-0-1	6-2-8	2-2-4	1-1-2	2-1-3	4-1-5
Cross, I., DE	0-0-0	0-0-0	DNP	0-0-0	2-0-2	1-0-1	0-1-1	0-0-0	1-2-3	0-0-0	1-0-1	0-0-0	0-1-1	0-1-1
Earls, C., S	1-0-1	0-0-0	DNP	0-0-0	DNP	2-1-3	0-1-1	1-0-1	0-0-0	0-1-1	0-0-0	0-1-1	DNP	DNP
Edwards, M., W	1-0-1	0-0-0	0-0-0	DNP	DNP	1-0-1	0-0-0	1-0-1	3-2-5	2-4-6	6-1-7	0-2-2	6-1-7	6-0-6
Egbuniwe, A., DE	0-1-1	2-1-3	1-0-1	1-1-2	3-0-3	INU	INU	1-0-1	1-0-1	0-0-0	0-1-1	0-2-2	1-1-2	2-0-2
Frierson, M., DB	0-0-0	0-0-0	0-0-0	0-0-0	1-2-3	0-0-0	0-2-2	0-0-0	0-1-1	1-1-2	1-1-2	0-0-0	0-0-0	1-0-1
Griffin, S., LB	5-2-7	2-3-5	2-2-4	2-0-2	10-0-10	3-3-6	4-4-8	1-0-1	1-4-5	6-1-7	2-3-5	2-8-10	2-0-2	0-1-1
Hall, R., DE	0-3-3	0-3-3	4-0-4	INU	INU	INU	INU	INU	INU	INU	INU	INU	INU	INU
Jasper, D., DB	DNP	DNP	DNP	DNP	1-0-1	DNP	0-1-1	0-0-0	1-0-1	0-0-0	1-0-1	DNP	DNP	0-0-0
Jefferson, B., LB	1-4-5	1-7-8	3-1-4	0-2-2	7-1-8	6-3-9	2-6-8	5-1-6	3-6-9	1-7-8	6-3-9	2-9-11	3-0-3	5-0-5
Lockhart, J., S	0-0-0	1-0-1	0-2-2	0-0-0	0-0-0	0-0-0	0-1-1	0-0-0	1-0-1	0-0-0	0-0-0	DNP	DNP	DNP
Machen, B.J., LB	1-1-2	0-0-0	0-0-0	0-0-0	0-0-0	1-0-1	0-0-0	1-0-1	2-0-2	0-0-0	2-0-2	0-0-0	0-0-0	0-0-0
Morgan, D., DE	4-1-5	7-3-10	1-0-1	1-2-3	3-0-3	4-1-5	1-4-5	1-0-1	3-1-4	4-2-6	2-0-2	4-1-5	2-0-2	2-1-3
Munroe, M., LB	1-2-3	0-0-0	0-0-0	0-0-0	0-0-0	0-0-0	0-0-0	1-0-1	0-1-1	0-0-0	0-0-0	INU	INU	0-0-0
Peters, J., DE	0-1-1	2-1-3	0-1-1	1-1-2	0-0-0	0-0-0	0-0-0	INU	0-0-0	0-0-0	0-0-0	0-2-2	0-0-0	2-0-2
Peterson, M., DB	0-0-0	0-0-0	0-0-0	0-0-0	1-0-1	1-0-1	0-0-0	1-0-1	0-0-0	0-0-0	1-2-3	0-0-0	1-1-2	1-0-1
Powers, S., DE	0-1-1	DNP	DNP	DNP	DNP	DNP	DNP	DNP	DNP	DNP	0-0-0	DNP	DNP	DNP
Reese, D., DB	4-1-5	1-2-3	4-2-6	INU	0-0-0	4-1-5	0-1-1	1-2-3	0-1-1	0-1-1	1-2-3	0-1-1	0-0-0	1-1-2
Reid, R., CB	0-1-1	0-0-0	1-1-2	1-2-3	1-0-1	0-0-0	0-0-0	0-0-0	1-1-2	2-0-2	1-0-1	0-0-0	0-0-0	0-0-0
Rocker, A., DT	1-2-3	0-1-1	1-0-1	0-0-0	0-0-0	0-0-0	1-0-1	0-0-0	0-0-0	0-0-0	0-0-0	0-0-0	0-0-0	0-0-0
Sweeting, R., CB	1-0-1	0-0-0	0-0-0	0-0-0	2-0-2	2-0-2	1-0-1	0-0-0	0-0-0	0-0-0	1-0-1	0-0-0	0-1-1	0-0-0
Sylvester, S., LB	1-1-2	0-1-1	0-0-0	1-1-2	3-0-3	4-1-5	2-5-7	5-1-6	0-0-0	3-1-4	0-1-1	1-3-4	0-1-1	3-1-4
Tarrant, J., CB	3-1-4	4-3-7	5-4-9	2-1-3	3-0-3	4-5-9	0-0-0	0-1-1	2-0-2	1-1-2	2-1-3	3-1-4	4-1-5	6-0-6
Taylor, C., S	2-4-6	3-5-8	2-0-2	INU	INU	INU	INU	INU	INU	INU	INU	INU	INU	INU
Thomas, J., S	1-0-1	0-0-0	1-0-1	0-1-1	0-1-1	0-0-0	0-0-0	0-0-0	2-0-2	0-1-1	0-0-0	1-2-3	0-0-0	0-0-0
Tongo, O., DE	0-2-2	DNP	DNP	0-0-0	0-0-0	1-0-1	0-1-1	0-0-0	0-0-0	1-1-2	0-0-0	0-0-0	0-0-0	0-0-0
Walls, L., DT	0-1-1	0-0-0	2-1-3	0-1-1	0-0-0	0-1-1	1-2-3	1-0-1	2-2-4	0-4-4	1-1-2	2-2-4	0-0-0	1-0-1
Others														
Allen, A., RB	0-0-0	1-0-1	0-0-0	0-0-0	0-0-0	0-0-0	0-0-0	0-0-0	0-0-0	0-0-0	0-0-0	0-0-0	0-0-0	0-0-0
Bedford, S., C	0-0-0	0-0-0	0-0-0	0-0-0	0-0-0	0-0-0	0-0-0	0-0-0	0-0-0	0-0-0	0-0-0	0-0-0	0-0-0	1-0-1
Blair, S., K	0-0-0	1-0-1	1-0-1	0-0-0	1-0-1	0-1-1	1-1-2	0-0-0	1-0-1	0-0-0	1-0-1	0-0-0	0-0-0	0-0-0
Cone, K., WR	1-0-1	1-0-1	0-0-0	0-1-1	0-0-0	0-0-0	INU	INU	INU	INU	INU	INU	INU	0-0-0
Cox, L., RB	1-0-1	0-0-0	0-0-0	0-1-1	0-0-0	0-0-0	0-0-0	0-0-0	0-0-0	0-0-0	0-0-0	0-0-0	0-0-0	0-0-0
Jones, R., RB	DNP	1-0-1	0-0-0	0-0-0	0-0-0	0-0-0	0-0-0	0-0-0	0-0-0	0-0-0	1-0-1	0-1-1	1-0-1	0-0-0
Morgan, T., LS	DNP	DNP	DNP	1-0-1	0-0-0	0-0-0	0-0-0	0-0-0	0-0-0	0-0-0	0-0-0	0-0-0	0-0-0	0-0-0
Paige, J., RB	0-0-0	DNP	DNP	0-0-0	1-0-1	0-0-0	DNP	0-0-0	DNP	0-0-0	0-0-0	0-0-0	0-0-0	0-0-0
Sims, Q., WR	0-0-0	DNP	0-0-0	0-0-0	0-0-0	DNP	1-0-1	0-0-0	1-0-1	0-0-0	0-2-2	0-1-1	2-0-2	0-0-0
Wright, M., RB	0-0-0	0-0-0	1-0-1	1-0-1	1-0-1	0-1-1	0-0-0	1-0-1	1-0-1	0-1-1	0-0-0	0-1-1	0-1-1	1-0-1

Solo-Assists-Total

SACKS	JSU	CLEM	MIAMI	UNC	MSU	FSU	VT	UVA	VANDY	WFU	DUKE	GA	CLEM	IOWA
Anderson, B., DT	0-0	0-0	0-0	0-0	0-0	0-0	0-0	0-0	0-0	0-0	2.0-21	0-0	INU	INU
Bumett, J., LB	0.5-2	0-0	0-0	0-0	0-0	0-0	0-0	0-0	0-0	0-0	0-0	0-0	0-0	0-0
Egbuniwe, A., DE	0-0	0-0	0-0	0.5-4	1.0-10	INU	INU	0-0	0-0	0-0	0-0	0-0	0-0	0-0
Griffin, S., LB	0-0	0-0	0-0	0-0	0-0	0-0	0.5-3	0-0	0-0	0-0	0-0	0-0	0-0	0-0
Hall, R., DE	0.5-1	0-0	0-0	INU	INU	INU	INU	INU	INU	INU	INU	INU	INU	INU
Morgan, D., DE	2.0-17	3.0-9	0-0	0.5-4	0-0	1.0-9	1.0-10	1.0-7	0-0	3.0-19	1.0-6	0-0	0-0	0-0
Reese, D., DB	0-0	0-0	0-0	0-0	0-0	0-0	0-0	0-0	0-0	0-0	0-0	0-0	0-0	0.5-3
Sylvester, S., LB	0-0	0-0	0-0	0-0	0-0	0-0	0.5-4	0-0	0-0	1.0-7	0-0	0-0	0-0	1.5-8
Tongo, O., DE	0-0	DNP	DNP	0-0	0-0	1.0-5	0-0	DNP	0-0	0-0	0-0	0-0	0-0	0-0
Walls, L., DT	0-0	0-0	0-0	0-0	0-0	0-0	0-0	1.0-3	0-0	0-0	0-0	1.0-5	0-0	0-0

Sacks-Yards

TFLs	JSU	CLEM	MIAMI	UNC	MSU	FSU	VT	UVA	VANDY	WFU	DUKE	GA	CLEM	IOWA
Anderson, B., DT	0-0	1.0-1	0-0	0-0	0-0	0-0	0-0	0-0	1.0-1	0-0	3.0-24	0-0	INU	INU
Bames, A., LB	0-0	0-0	0-0	0-0	0-0	0.5-1	0-0	0-0	0-0	0-0	0-0	0-0	0-0	0-0
Bames, TJ, DT	0-0	0-0	0-0	0-0	1.0-5	0-0	0-0	0-0	0-0	0-0	0-0	0.5-1	0-0	0-0
Bumett, J., LB	0.5-2	0-0	0-0	0-0	0-0	0-0	0-0	INU	0-0	0-0	0.5-1	0-0	0-0	1.0-1
Bumett, M., S	1.0-1	0-0	0-0	0-0	0-0	0-0	0-0	0-0	0-0	0.5-1	0-0	0.5-1	1.0-5	1.0-4
Butler, M., CB	0-0	0.5-2	0-0	1.0-1	0-0	0-0	0-0	0-0	0-0	1.5-3	0-0	0-0	0-0	1.0-3
Cross, I., DE	0-0	0-0	DNP	0-0	0-0	0-0	0.5-0	0-0	1.0-1	0-0	1.0-2	0-0	0-0	0-0
Edwards, M., W	0-0	0-0	0-0	DNP	DNP	0-0	0-0	0-0	0-0	0.5-2	0-0	0-0	0-0	0-0
Egbuniwe, A., DE	0-0	1.0-1	0-0	0.5-3	1.0-10	INU	INU	0-0	0-0	0-0	0-0	0-0	0-0	0-0
Griffin, S., LB	0.5-1	0-0	0-0	0-0	0-0	1.0-3	0.5-3	0-0	0-0	1.0-3	0-0	0.5-1	0-0	0.5-1
Hall, R., DE	0.5-1	0-0	1.0-5	INU	INU	INU	INU	INU	INU	INU	INU	INU	INU	INU
Jefferson, B., LB	0-0	0.5-1	1.0-3	0-0	1.0-1	0-0	1.0-2	2.0-7	0-0	0.5-1	1.0-1	1.0-3	0-0	0-0
Morgan, D., DE	2.5-18	4.0-13	0-0	0.5-4	0-0	2.0-11	1.5-10	1.0-7	1.0-6	3.5-20	1.0-6	0-0	1.0-1	0.5-0
Peters, J., DT	0-0	0-0	0-0	0-0	0-0	0-0	0-0	INU	0-0	0-0	0-0	0-0	0-0	1.0-2
Reese, D., S	1.0-1	0-0	0-0	INU	0-0	0-0	0-0	0-0	0-0	0-0	0.5-0	0-0	0-0	0.5-3
Reid, R., CB	0-0	0-0	0-0	0.5-3	1.0-1	0-0	0-0	0-0	0-0	0-0	0-0	0-0	0-0	0-0
Sylvester, S., LB	0-0	0-0	0-0	0-0	0-0	0-0	1.0-6	0-0	0-0	1.0-7	0-0	0.5-1	0-0	1.5-8
Tarrant, J., CB	0-0	0-0	0-0	0.5-4	0-0	0.5-1	0-0	0-0	0-0	0-0	0-0	0-0	0-0	0-0
Tongo, O., DE	0-0	DNP	DNP	0-0	0-0	1.0-5	0-0	0-0	0-0	0-0	0-0	0-0	0-0	0-0
Walls, L., DT	0-0	0-0	0-0	0-0	0-0	0-0	0.5-1	1.0-3	0-0	0.5-2	0-0	1.0-5	0-0	0-0

Tackles For Loss-Yards

13 Consecutive Bowl Appearances ■ 2009 ACC Champions



2009 STATISTICS

GAME-BY-GAME STATISTICS

FUMBLE RET.	JSU	CLEM	MIAMI	UNC	MSU	FSU	VT	UVA	VANDY	WFU	DUKE	GA	CLEM	IOWA
Tarrant, J.	-	-	-	-	1-40	-	-	-	-	-	-	-	-	-

FUMBLES F/R	JSU	CLEM	MIAMI	UNC	MSU	FSU	VT	UVA	VANDY	WFU	DUKE	GA	CLEM	IOWA
Bames, A., W	FF	-	-	-	-	-	-	-	-	-	-	-	-	-
Blair, S., K	-	-	-	-	-	-	-	-	FF/FR	-	-	-	-	-
Burnett, M., S	-	-	-	-	-	-	-	-	-	-	-	-	-	FF
Butler, M., CB	-	-	-	-	FR	-	-	-	-	-	-	-	-	-
Cross, I., DE	-	-	-	-	-	-	-	-	FR	-	-	-	-	-
Earls, C., S	-	-	-	-	-	FF	-	-	-	-	-	-	-	-
Edwards, M., LB	-	-	-	-	-	-	-	-	FF	-	-	-	-	-
Egbuniwe, A., DE	-	-	-	-	FR/2 FF	-	-	-	FR	-	-	-	-	-
Griffin, S., LB	-	-	-	-	-	-	-	-	-	-	-	-	-	FR
Jefferson, B., LB	-	-	-	-	2 FF	-	-	-	-	-	-	-	-	-
Jones, R, AB	-	FF	-	-	-	-	-	-	-	-	-	-	-	-
Morgan, D., DE	-	-	-	FR	FR	-	-	-	-	-	-	2 FF	-	-
Munroe, M., LB	-	-	-	-	-	-	-	FF	-	-	-	-	-	-
Nesbitt, J., QB	-	-	-	-	-	FR	-	-	-	-	-	-	-	-
Peters, J., DE	-	-	-	-	-	FR	-	-	-	-	-	-	-	-
Tarrant, J., CB	-	-	-	-	FR (40)	-	-	FR	-	-	-	-	-	FF
Thomas, J., S	FR	-	-	-	-	-	-	-	-	-	-	-	-	-
Tongo, O., DE	-	-	-	-	-	FF	-	-	-	-	-	-	-	-
Sylvester, S., LB	-	-	-	-	-	-	-	-	-	-	-	FR	-	-
Walls, L, DT	-	-	-	-	-	-	-	-	FF	-	-	-	-	-

FF = Fumbles Forced
FR = Fumbles Recovered

PASSING	JSU	CLEM	MIAMI	UNC	MSU	FSU	VT	UVA	VANDY	WFU	DUKE	GA	CLEM	IOWA
JOSH NESBITT														
Attempts	11	14	15	11	14	8	7	8	13	14	10	12	16	9
Completions	6	3	6	7	11	4	1	4	6	4	6	6	9	2
Interceptions	0	2	0	0	0	0	1	0	0	1	0	0	0	1
Percentage	54.5	21.4	40.0	63.6	78.6	50.0	14.3	50.0	46.2	29.6	60.0	50.0	56.2	22.2
Yards	141	83	133	89	266	131	51	85	193	51	195	135	136	12
Touchdowns	1	0	1	0	1	1	0	0	2	0	2	1	1	0
Long	56	39	56	33	65	73	51	52	87	14	75	76	70	11
Sacks	0	0	2	1	1	0	1	0	0	2	1	1	0	3
Efficiency	182.2	42.7	136.5	131.6	261.7	228.8	46.9	139.2	221.6	44.9	289.8	172.0	148.3	11.2

TEVIN WASHINGTON														
Attempts	1	---	---	---	---	---	---	---	---	---	---	---	---	---
Completions	1	---	---	---	---	---	---	---	---	---	---	---	---	---
Interceptions	0	---	---	---	---	---	---	---	---	---	---	---	---	---
Percentage	100.0	---	---	---	---	---	---	---	---	---	---	---	---	---
Yards	21	---	---	---	---	---	---	---	---	---	---	---	---	---
Touchdowns	0	---	---	---	---	---	---	---	---	---	---	---	---	---
Long	21	---	---	---	---	---	---	---	---	---	---	---	---	---
Sacks	0	---	---	---	---	---	---	---	---	---	---	---	---	---
Efficiency	276.4	---	---	---	---	---	---	---	---	---	---	---	---	---

JAYBO SHAW														
Attempts	---	---	---	---	---	---	---	---	---	---	1	1	---	---
Completions	---	---	---	---	---	---	---	---	---	---	1	0	---	---
Interceptions	---	---	---	---	---	---	---	---	---	---	0	1	---	---
Percentage	---	---	---	---	---	---	---	---	---	---	100.0	0.0	---	---
Yards	---	---	---	---	---	---	---	---	---	---	18	0	---	---
Touchdowns	---	---	---	---	---	---	---	---	---	---	0	0	---	---
Long	---	---	---	---	---	---	---	---	---	---	18	0	---	---
Sacks	---	---	---	---	---	---	---	---	---	---	0	0	---	---
Efficiency	---	---	---	---	---	---	---	---	---	---	251.2	-200.0	---	---

TEAM GAME-BY-GAME STATISTICS

	JSU	CLEM	MIAMI	UNC	MSU	FSU	VT	UVA	VANDY	WFU	DUKE	GA	CLEM	IOWA
Points	37	30	17	24	42	49	28	34	56	30	49	27	39	14
Opponent Points	17	27	33	7	31	44	23	9	31	27	10	30	34	24
Rushing Offense	335	301	95	317	213	401	309	362	404	412	306	205	333	143
Passing Offense	162	117	133	89	266	131	51	85	193	51	213	135	136	12
Total Offense	497	418	228	406	479	532	360	447	597	463	519	340	469	155
Rushing Defense	98	125	184	17	209	180	175	30	218	28	25	339	323	172
Passing Defense	193	261	270	137	278	359	159	168	179	263	256	76	91	231
Total Defense	291	386	454	154	487	539	334	198	397	291	281	415	414	403
Kick Returns	3-85	6-108	4-111	2-40	4-63	4-86	3-47	2-38	6-116	3-64	3-139	3-82	6-117	5-80
Punt Returns	3-87	1-85	0-0	3-15	0-0	0-0	1-12	2-0	2-(-3)	3-32	4-44	0-0	0-0	2-9
Turnovers Forced	2	3	0	2	5	2	2	1	3	0	1	2	2	3
Punts-Average	2-51.0	6-36.7	3-45.7	3-46.7	3-37.0	0-0	4-34.5	2-42.0	3-32.3	1-37.0	3-51.7	0-0	0-0	7-49.1
Field Goals	1-2	3-3	1-2	1-3	0-0	0-0	0-0	2-2	0-0	1-1	0-0	1-2	4-4	0-1



2009 STATISTICS

13 Consecutive Bowl Appearances ■ 2009 ACC Champions

GEORGIA TECH SCORING DRIVES

Qtr	Score	Scoring Play	TD Play	Plays	Yards	Time
JACKSONVILLE STATE						
1	Touchdown	Jonathan Dwyer	74-yard run	1	74	0:18
1	Field Goal	Scott Blair	20-yard FG	5	20	2:31
1	Touchdown	Jonathan Dwyer	5-yard run	9	73	3:49
2	Touchdown	Josh Nesbitt	10-yard run	4	73	1:46
4	Touchdown	Nesbitt to Allen	26-yard pass	7	62	2:47
CLEMSON						
1	Touchdown	Anthony Allen	82-yard run	1	82	0:13
1	Touchdown	Blair to Thomas	34-yard pass	6	43	3:05
2	Field Goal	Scott Blair	24-yard FG	9	68	4:24
4	Field Goal	Scott Blair	34-yard FG	12	69	5:46
4	Field Goal	Scott Blair	36-yard FG	7	47	1:55
MIAMI						
1	Field Goal	Scott Blair	32-yard FG	13	45	6:51
3	Touchdown	Anthony Allen	3-yard run	7	60	3:43
4	Touchdown	Nesbitt to Thomas	56-yard pass	4	80	2:17
NORTH CAROLINA						
1	Touchdown	Roddy Jones	13-yard run	9	88	4:30
2	Field Goal	Scott Blair	34-yard FG	5	15	1:55
4	Touchdown	Josh Nesbitt	1-yard run	8	38	3:31
4	Touchdown	Josh Nesbitt	10-yard run	17	76	8:15
MISSISSIPPI STATE						
1	Touchdown	Stephen Hill	24-yard run	8	47	4:00
1	Touchdown	Jonathan Dwyer	2-yard run	11	75	5:44
2	Touchdown	Roddy Jones	5-yard run	8	39	4:11
3	Touchdown	Nesbitt to Thomas	23-yard pass	10	90	5:16
4	Touchdown	Anthony Allen	5-yard run	5	76	2:37
FLORIDA STATE						
1	Touchdown	Josh Nesbitt	1-yard run	9	73	4:12
1	Touchdown	Josh Nesbitt	1-yard run	2	61	0:28
2	Touchdown	Jonathan Dwyer	69-yard run	1	69	0:12
2	Touchdown	Jonathan Dwyer	2-yard run	8	44	4:05
3	Touchdown	Nesbitt to Thomas	73-yard pass	1	73	0:11
3	Touchdown	Marcus Wright	19-yard run	16	80	9:07
4	Touchdown	Josh Nesbitt	22-yard run	2	25	0:54
VIRGINIA TECH						
2	Touchdown	Josh Nesbitt	1-yard run	7	72	3:22
3	Touchdown	Josh Nesbitt	1-yard run	6	60	3:00
3	Touchdown	Marcus Wright	13-yard run	12	86	6:19
4	Touchdown	Josh Nesbitt	39-yard run	7	75	1:45
VIRGINIA						
1	Field Goal	Scott Blair	24-yard FG	4	4	1:47
2	Touchdown	Josh Nesbitt	1-yard run	10	60	5:17
2	Field Goal	Scott Blair	23-yard FG	8	74	3:20
3	Touchdown	Anthony Allen	1-yard run	18	82	10:47
4	Touchdown	Anthony Allen	20-yard run	11	66	5:14
4	Touchdown	Josh Nesbitt	2-yard run	10	71	5:12
VANDERBILT						
1	Touchdown	Josh Nesbitt	4-yard run	6	60	3:11
2	Touchdown	Josh Nesbitt	1-yard run	12	69	5:16
2	Touchdown	Nesbitt to Thomas	35-yard pass	6	89	2:37
2	Touchdown	Jonathan Dwyer	13-yard run	2	22	0:42
3	Touchdown	Jonathan Dwyer	3-yard run	10	40	5:32
3	Touchdown	Jonathan Dwyer	3-yard run	2	19	0:25
4	Touchdown	Nesbitt to Peoples	87-yard pass	1	87	0:13
4	Touchdown	Roddy Jones	15-yard run	5	38	2:42
WAKE FOREST						
1	Field Goal	Scott Blair	45-yard FG	10	50	4:02
1	Touchdown	Preston Lyons	31-yard run	8	85	3:14
3	Touchdown	Jonathan Dwyer	59-yard run	1	59	0:10
4	Touchdown	Josh Nesbitt	12-yard run	11	80	4:55
ot	Touchdown	Josh Nesbitt	3-yard run	6	25	---
DUKE						
1	Touchdown	Josh Nesbitt	2-yard run	1	2	0:03
2	Touchdown	Marcus Wright	16-yard run	10	86	3:42
2	Touchdown	Jonathan Dwyer	3-yard run	7	66	3:28
2	Touchdown	Nesbitt to Hill	32-yard pass	4	46	0:26
3	Touchdown	Jonathan Dwyer	12-yard run	5	71	2:18
3	Touchdown	Nesbitt to Thomas	75-yard pass	4	89	1:58
4	Touchdown	Richard Watson	7-yard run	7	61	3:20
GEORGIA						
2	Field Goal	Scott Blair	42-yard FG	6	15	2:14
3	Touchdown	Nesbitt to Thomas	76-yard pass	3	83	1:25
3	Touchdown	Jonathan Dwyer	5-yard run	12	80	6:39
4	Touchdown	Josh Nesbitt	1-yard run	13	56	6:00
CLEMSON (ACC Championship)						
1	Field Goal	Scott Blair	48-yard FG	9	54	3:49
2	Touchdown	Jonathan Dwyer	4-yard run	12	65	5:18
2	Field Goal	Scott Blair	49-yard FG	12	23	7:40
2	Field Goal	Scott Blair	28-yard FG	15	53	2:43
3	Touchdown	Josh Nesbitt	13-yard run	11	71	5:42
3	Touchdown	Nesbitt to Thomas	70-yard pass	3	70	1:23
3	Field Goal	Scott Blair	40-yard FG	4	5	0:51

4	Touchdown	Jonathan Dwyer	15-yard run	13	86	4:45
IOWA (FedEx Orange Bowl)						
4	Touchdown	Anthony Allen	1-yard run	11	71	4:47

OPPONENT SCORING DRIVES

Qtr	Score	Scoring Play	TD Play	Plays	Yards	Time
JACKSONVILLE STATE						
2	Touchdown	Ivory to Robinson	20-yard pass	7	47	2:47
4	Field Goal	Patrick Tatum	26-yard FG	14	71	6:14
4	Touchdown	Ivory to Bonner	7-yard pass	11	75	2:14
CLEMSON						
2	Touchdown	Parker to Spiller	63-yard pass	1	63	0:09
3	Touchdown	Parker to Allen	9-yard pass	7	57	3:07
3	Touchdown	Parker to Ford	77-yard pass	3	80	1:23
4	Field Goal	Richard Jackson	21-yard FG	7	72	2:41
4	Field Goal	Richard Jackson	53-yard FG	7	30	2:30
MIAMI						
1	Touchdown	Harris to Byrd	40-yard pass	4	75	1:39
2	Touchdown	Harris to Epps	13-yard pass	13	71	5:54
2	Field Goal	Matt Bosher	34-yard FG	8	61	3:29
3	Touchdown	Javarris James	3-yard run	6	60	3:10
3	Touchdown	Harris to Graham	14-yard pass	9	52	4:59
NORTH CAROLINA						
4	Touchdown	Yates to Highsmith	40-yard pass	4	60	1:01
MISSISSIPPI STATE						
2	Touchdown	Chad Bumphis	10-yard run	7	68	2:14
2	Field Goal	Derek DePasquale	31-yard FG	13	47	4:22
4	Touchdown	Lee to Bumphis	69-yard pass	3	81	1:09
4	Touchdown	Christian Ducre	4-yard run	10	67	3:15
FLORIDA STATE						
1	Touchdown	Jemaine Thomas	3-yard run	8	67	3:50
1	Touchdown	Ponder to Reliford	11-yard pass	9	79	4:00
2	Touchdown	Ponder to Goodman	23-yard pass	8	88	2:39
2	Touchdown	Ponder to Fortson	17-yard pass	10	77	5:33
2	Touchdown	Ponder to Thomas	3-yard pass	10	71	3:48
3	Touchdown	Dustin Hopkins	40-yard FT	5	54	1:11
4	Touchdown	Ponder to Owens	13-yard pass	7	41	2:04
VIRGINIA TECH						
2	Field Goal	Matt Waldron	34-yard FG	9	56	4:27
3	Touchdown	Ryan Williams	66-yard run	1	66	0:11
4	Touchdown	Tyrod Taylor	22-yard run	6	77	2:27
4	Touchdown	Taylor to Williams	7-yard pass	5	61	1:08
VIRGINIA						
1	Field Goal	Robert Randolph	49-yard FG	5	12	2:13
2	Field Goal	Robert Randolph	19-yard FG	5	23	1:24
4	Field Goal	Robert Randolph	30-yard FG	11	56	4:22
VANDERBILT						
1	Touchdown	Smith to Norman	11-yard pass	8	71	2:57
1	Touchdown	Zac Stacy	3-yard run	7	88	2:28
2	Touchdown	Zac Stacy	62-yard run	3	79	0:47
3	Field Goal	Ryan Fowler	23-yard FG	12	81	4:25
WAKE FOREST						
2	Touchdown	Kevin Harris	1-yard run	13	82	6:37
2	Touchdown	Devon Brown	20-yard pass	8	69	3:30
2	Field Goal	Jimmy Newman	35-yard FG	9	44	2:22
4	Touchdown	Skinner to Brown	11-yard pass	7	74	3:44
ot	Field Goal	Jimmy Newman	34-yard FG	4	8	---
DUKE						
1	Touchdown	Lewis to Boyette	18-yard pass	9	73	4:13
1	Field Goal	Will Snyderwine	31-yard FG	4	0	2:00
GEORGIA						
1	Touchdown	Caleb King	6-yard run	10	74	5:21
2	Field Goal	Blair Walsh	22-yard FG	15	84	6:40
2	Touchdown	Cox to Moore	13-yard pass	8	57	4:08
3	Touchdown	Caleb King	75-yard run	1	75	0:12
3	Field Goal	Blair Walsh	38-yard FG	9	51	3:56
4	Field Goal	Blair Walsh	43-yard FG	5	15	2:11
CLEMSON (ACC Championship)						
1	Touchdown	C.J. Spiller	3-yard run	7	71	3:36
2	Touchdown	C.J. Spiller	41-yard run	5	65	2:33
3	Touchdown	C.J. Spiller	36-yard run	5	60	2:33
4	Touchdown	C.J. Spiller	9-yard run	10	72	4:04
4	Touchdown	A. Ellington	1-yard run	4	63	1:41
IOWA (FedEx Orange Bowl)						
1	Touchdown	Stanzi to McNutt	4-yard pass	7	80	3:49
1	Touchdown	Stanzi to Sandeman	21-yard pass	4	83	1:54
2	Field Goal	Daniel Murray	33-yard FG	11	59	5:33
4	Touchdown	Brandon Wegher	32-yard run	7	63	2:58

Bold = High/Longest for the season
Underline = Low/Shortest for the season



2009 STATISTICS

GEORGIA TECH PLAYS OF 20 YARDS OR MORE

No.	Opponent	Player(s)	Play	Down/Dist.	Yds
1	Jacksonville State	Jonathan Dwyer	Run	1st & 10	*74
2	Jacksonville State	Nesbitt to Thomas	Pass	1st & 10	56
3	Jacksonville State	Nesbitt to Allen	Pass	1st & 10	*26
4	Jacksonville State	Washington to Smith	Pass	1st & 10	21
5	Clemson	Anthony Allen	Run	1st & 10	*82
6	Clemson	Blair to Thomas	Pass	4th & 13	*34
7	Clemson	Anthony Allen	Run	1st & 10	32
8	Clemson	Nesbitt to Thomas	Pass	2nd & 9	20
9	Clemson	Josh Nesbitt	Run	2nd & 9	23
10	Clemson	Nesbitt to Allen	Pass	3rd & 9	24
11	Clemson	Nesbitt to Thomas	Pass	3rd & 11	39
12	Miami	Josh Nesbitt	Run	2nd & 13	21
13	Miami	Nesbitt to Thomas	Pass	3rd & 9	39
14	Miami	Nesbitt to Thomas	Pass	3rd & 10	*56
15	North Carolina	Jonathan Dwyer	Run	1st & 10	35
16	North Carolina	Josh Nesbitt	Run	2nd & 9	21
17	North Carolina	Nesbitt to Hill	Pass	2nd & 5	33
18	North Carolina	Jonathan Dwyer	Run	3rd & 6	39
19	Mississippi State	Stephen Hill	Run	1st & 10	*24
20	Mississippi State	Nesbitt to Thomas	Pass	1st & 10	28
21	Mississippi State	Nesbitt to Thomas	Pass	1st & 10	65
22	Mississippi State	Nesbitt to Allen	Pass	1st & 10	20
23	Mississippi State	Nesbitt to Thomas	Pass	3rd & 7	23
24	Mississippi State	Nesbitt to Thomas	Pass	3rd & Goal	*23
25	Mississippi State	Nesbitt to Hill	Pass	2nd & 9	53
26	Florida State	Nesbitt to Peoples	Pass	1st & 10	36
27	Florida State	Anthony Allen	Run	1st & 10	60
28	Florida State	Jonathan Dwyer	Run	1st & 10	*69
29	Florida State	Nesbitt to Thomas	Pass	1st & 10	*73
30	Florida State	Josh Nesbitt	Run	2nd & 7	*22
31	Virginia Tech	Nesbitt to Thomas	Pass	2nd & 1	51
32	Virginia Tech	Josh Nesbitt	Run	2nd & 5	31
33	Virginia Tech	Jonathan Dwyer	Run	2nd & 6	33
34	Virginia Tech	Anthony Allen	Run	2nd & 10	23
35	Virginia Tech	Josh Nesbitt	Run	3rd & 7	*39
36	Virginia	Anthony Allen	Run	3rd & 7	21
37	Virginia	Nesbitt to Thomas	Pass	2nd & 10	52
38	Virginia	Jonathan Dwyer	Run	3rd & 8	20
39	Virginia	Anthony Allen	Run	3rd & 5	*20
40	Virginia	Jonathan Dwyer	Run	2nd & 20	32
41	Vanderbilt	Jonathan Dwyer	Run	2nd & 3	38
42	Vanderbilt	Roddy Jones	Run	1st & 10	23
43	Vanderbilt	Nesbitt to Thomas	Pass	1st & 10	21
44	Vanderbilt	Nesbitt to Peoples	Pass	1st & 10	30
45	Vanderbilt	Nesbitt to Thomas	Pass	1st & 10	*35
46	Vanderbilt	Jonathan Dwyer	Run	1st & 10	41
47	Vanderbilt	Nesbitt to Peoples	Pass	1st & 10	*87
48	Wake Forest	Jonathan Dwyer	Run	1st & 10	21
49	Wake Forest	Anthony Allen	Run	1st & 10	20
50	Wake Forest	Preston Lyons	Run	1st & 10	*31
51	Wake Forest	Jonathan Dwyer	Run	1st & 20	31
52	Wake Forest	Jonathan Dwyer	Run	1st & 10	*59
53	Duke	Jonathan Dwyer	Run	1st & 14	46
54	Duke	Nesbitt to Peoples	Pass	1st & 10	37
55	Duke	Nesbitt to Hill	Pass	2nd & 10	*32
56	Duke	Josh Nesbitt	Run	1st & 10	20
57	Duke	Nesbitt to Allen	Pass	2nd & 2	31
58	Duke	Nesbitt to Thomas	Pass	2nd & 22	*75
59	Duke	Marcus Wright	Run	2nd & 11	22
60	Georgia	Josh Nesbitt	Run	2nd & 10	24
61	Georgia	Nesbitt to Thomas	Pass	3rd & 3	*76
62	Georgia	Stephen Hill	Run	2nd & 10	26
63	Clemson	Roddy Jones	Run	1st & 10	21
64	Clemson	Roddy Jones	Run	1st & 10	22
65	Clemson	Jonathan Dwyer	Run	3rd & 8	20
66	Clemson	Nesbitt to Thomas	Pass	3rd & 10	*70
67	Clemson	Nesbitt to Dwyer	Pass	1st & 10	21

* Touchdown

OPPONENT PLAYS OF 20 YARDS OR MORE

No.	Opponent	Player(s)	Play	Down/Dist.	Yds
1	Jacksonville State	Ivory to Robinson	Pass	1st & 10	*20
2	Clemson	Parker to Spiller	Pass	1st & 10	*63
3	Clemson	Parker to Ford	Pass	3rd & 7	*77
4	Clemson	C.J. Spiller	Run	1st & 10	25
5	Clemson	Parker to M. Jones	Pass	2nd & 8	37
6	Clemson	Parker to Ford	Pass	3rd & 3	21
7	Miami	Harris to Hankerson	Pass	3rd & 10	35
8	Miami	Harris to Byrd	Pass	1st & 10	*40
9	Miami	Harris to Byrd	Pass	1st & 10	29
10	Miami	Harris to Benjamin	Pass	1st & 10	20
11	Miami	Graig Cooper	Run	3rd & 1	31
12	North Carolina	Yates to Highsmith	Pass	3rd & 1	*40
13	Mississippi State	Tyson Lee	Run	2nd & 8	27
14	Mississippi State	Lee to Bumphis	Pass	3rd & 14	27
15	Mississippi State	Lee to Bumphis	Pass	1st & 10	*69
16	Mississippi State	Robert Elliott	Run	1st & 10	20
17	Florida State	Jermain Thomas	Run	1st & 10	24
18	Florida State	Ponder to Easterling	Pass	1st & 10	33
19	Florida State	Ponder to Easterling	Pass	2nd & 8	33
20	Florida State	Ponder to Goodman	Pass	1st & 10	23
21	Florida State	Ponder to Reed	Pass	2nd & 4	27
22	Florida State	Jermaine Thomas	Run	1st & 15	32
23	Florida State	Chris Thompson	Run	1st & 10	49
24	Florida State	Ponder to Easterling	Pass	1st & 10	22
25	Florida State	Ponder to Thomas	Pass	1st & 10	20
26	Virginia Tech	Taylor to Roberts	Pass	3rd & 7	40
27	Virginia Tech	Taylor to Roberts	Pass	1st & 10	21
28	Virginia Tech	Ryan Williams	Run	1st & 10	*66
29	Virginia Tech	Ryan Williams	Run	2nd & 6	21
30	Virginia Tech	Tyrod Taylor	Run	1st & 10	*22
31	Virginia Tech	Taylor to Coale	Pass	1st & 10	29
32	Virginia	Sewell to Smith	Pass	1st & 10	23
33	Virginia	Sewell to Hall	Pass	1st & 10	23
34	Virginia	Sewell to Simpson	Pass	1st & 10	21
35	Virginia	Jamal Sewell	Run	3rd & 5	25
36	Vanderbilt	Jamie Graham	Run	1st & 10	21
37	Vanderbilt	Larry Smith	Run	1st & 16	35
38	Vanderbilt	Adams to Stacy	Pass	3rd & 13	47
39	Vanderbilt	Zac Stacy	Run	1st & 10	*62
40	Vanderbilt	Adams to Umoh	Pass	3rd & 10	42
41	Vanderbilt	Warren Norman	Run	2nd & 4	28
42	Wake Forest	Skinner to Williams	Pass	3rd & 9	36
43	Wake Forest	Skinner to Brown	Pass	2nd & 8	*20
44	Wake Forest	Skinner to Givens	Pass	3rd & 4	27
45	Wake Forest	Skinner to Williams	Pass	3rd & 10	21
46	Duke	Lewis to Scott	Pass	3rd & 7	20
47	Duke	Lewis to Scott	Pass	1st & 10	21
48	Duke	Renfree to Varner	Pass	1st & 10	29
49	Duke	Lewis to King	Pass	2nd & 2	29
50	Georgia	Washaun Ealey	Run	2nd & 6	35
51	Georgia	Washaun Ealey	Run	2nd & 10	34
52	Georgia	Caleb King	Run	1st & 10	*75
53	Georgia	Cox to Wooten	Pass	2nd & 12	23
54	Georgia	Caleb King	Run	1st & 10	22
55	Clemson	C.J. Spiller	Run	1st & 10	40
56	Clemson	C.J. Spiller	Run	3rd & 2	*41
57	Clemson	Parker to Palmer	Pass	3rd & 6	20
58	Clemson	C.J. Spiller	Run	2nd & 10	*36
59	Clemson	A. Ellington	Run	2nd & 4	30
60	Clemson	C.J. Spiller	Run	1st & 10	54
61	Iowa	Stanzi to Moeaki	Pass	1st & 10	54
62	Iowa	Stanzi to J-Koulianos	Pass	1st & 10	31
63	Iowa	Stanzi to Sandeman	Pass	1st & 10	*21
64	Iowa	Stanzi to Moeaki	Pass	2nd & 20	23
65	Iowa	Brandon Wegher	Run	2nd & 10	23
66	Iowa	Brandon Wegher	Run	2nd & 13	*32

* Touchdown

PLAYS OF	20-29									Total
	20-29	30-39	40-49	50-59	60-69	70-79	80-89	90-99		
TOTAL (RUSHING/RECEIVING)										
Demaryius Thomas	5 (0/5)	4 (0/4)	0 (0/0)	4 (0/4)	1 (0/1)	4 (0/4)	0 (0/0)	0 (0/0)	18 (0/18)	
Jonathan Dwyer	4 (3/1)	6 (6/0)	2 (2/0)	1 (1/0)	1 (1/0)	1 (1/0)	0 (0/0)	0 (0/0)	15 (14/1)	
Anthony Allen	7 (4/3)	2 (1/1)	0 (0/0)	0 (0/0)	1 (1/0)	0 (0/0)	1 (1/0)	0 (0/0)	11 (7/4)	
Josh Nesbitt	6 (6/0)	2 (2/0)	0 (0/0)	0 (0/0)	0 (0/0)	0 (0/0)	0 (0/0)	8 (8/0)		
Embry Peoples	0 (0/0)	3 (0/3)	0 (0/0)	0 (0/0)	0 (0/0)	0 (0/0)	1 (0/1)	0 (0/0)	4 (0/4)	
Stephen Hill	2 (2/0)	2 (0/2)	0 (0/0)	1 (0/1)	0 (0/0)	0 (0/0)	0 (0/0)	5 (2/3)		
Roddy Jones	3 (3/0)	0 (0/0)	0 (0/0)	0 (0/0)	0 (0/0)	0 (0/0)	0 (0/0)	3 (3/0)		
Preston Lyons	0 (0/0)	1 (1/0)	0 (0/0)	0 (0/0)	0 (0/0)	0 (0/0)	0 (0/0)	1 (1/0)		
Orwin Smith	1 (0/1)	0 (0/0)	0 (0/0)	0 (0/0)	0 (0/0)	0 (0/0)	0 (0/0)	1 (0/1)		
Marcus Wright	1 (1/0)	0 (0/0)	0 (0/0)	0 (0/0)	0 (0/0)	0 (0/0)	0 (0/0)	1 (1/0)		
TOTAL	29 (19/10)	20 (10/10)	2 (2/0)	6 (1/5)	3 (2/1)	5 (1/4)	2 (1/1)	0 (0/0)	67 (36/31)	

GEORGIA TECH IN 2009	GT		Opp.
Plays of 20-plus yards	67	66	
Plays of 30-plus yards	38	30	
Plays of 50-plus yards	16	8	
Touchdown plays of 20-plus yards	20	16	
Touchdown plays of 50-plus yards	10	6	
Touchdown drives of 3:00 or less	23	22	
Touchdown drives of 2:00 or less	17	11	
Touchdown drives of 1:00 or less	12	4	
Touchdown drives of 5 plays or less	20	13	
Touchdown drives of 10 plays or more	18	8	
Touchdown drives of 1 play	7	3	

Introduction

2010 Preview

Players

Staff

2009 Review

Records

History




2009 STATISTICS

TEAM SUPERLATIVES	Georgia Tech High	Georgia Tech Low	Opponent High	Opponent Low
Points	.56 at Vanderbilt (10.31)	.14 vs. Iowa (1.5)	.44 by Florida State (10.10)	.7 by North Carolina (9.26)
Points/half	.31 (1st) vs. Jacksonville State (9.5)	.3 (1st) at Miami (9.17)	.35 (1st) by Florida State (10.10)	.0 (1st) by N. Carolina (9.26)
		.3 (1st) vs. Georgia (11.28)		.0 (2nd) by Duke (11.14)
Points/quarter	.21, three times	.0, nine times	.21 (2nd) by Florida State (10.10)	.0, 17 times
First downs	.28 at Vanderbilt (10.31)	.9 vs. Iowa (1.5)	.26 by Florida State (10.10)	.8 by North Carolina (9.26)
	28 vs. Clemson (12.5)			
First downs by rushing	.23 vs. Clemson (12.5)	.6 at Miami (9.17)	.15 by Georgia (11.28)	.1, two times
First downs by passing	.8 at Mississippi State (10.3)	.1, two times	.16 by Florida State (10.10)	.5, two times
First downs by penalty	.2, five times	.0, two times	.4 by Wake Forest (11.7)	.0, seven times
Net yards rushing	.412 vs. Wake Forest (11.7)	.95 at Miami (9.17)	.339 by Georgia (11.28)	.17 by North Carolina (9.26)
Rushing attempts	.71 at Virginia (10.24)	.39 at Miami (9.17)	.44 by Georgia (11.28)	.12 by Virginia (10.24)
Average per rush	.70 at Florida State (10.10)	.24 at Miami (9.17)	.95 by Clemson (12.5)	.09 by North Carolina (9.26)
Rushing touchdowns	6 at Florida State (10.10)	.1, three times	.5 by Clemson (12.5)	.0, five times
	6 at Vanderbilt (10.31)			
Net yards passing	.266 at Mississippi State (10.3)	.12 vs. Iowa (1.5)	.359 by Florida State (10.10)	.76 by Georgia (11.28)
Pass completions	.11 at Mississippi State (10.3)	.1 vs. Virginia Tech (10.17)	.27 by Duke (11.14)	.8 by Georgia (11.28)
Pass attempts	.18 vs. Clemson (12.5)	.7 vs. Virginia Tech (10.17)	.41 by Duke (11.14)	.14 by Virginia Tech (10.17)
				.14 by Georgia (11.28)
Passes had intercepted	.2 vs. Clemson (9.10)	.0, nine times	.2, four times	.0, six times
Passing touchdowns	.2 at Vanderbilt (10.31)	.0, five times	.5 by Florida State (10.10)	.0 by Virginia (10.24)
	2 at Duke (11.14)			.0 by Clemson (12.5)
Total offense	.597 at Vanderbilt (10.31)	.155 vs. Iowa (1.5)	.539 by Florida State (10.10)	.154 by North Carolina (9.26)
Total offensive plays	.83 vs. Clemson (12.5)	.50 vs. Iowa (1.5)	.71 by Jacksonville State (9.5)	.44 by North Carolina (9.26)
				.44 by Virginia (10.24)
Average gain per play	.82 at Florida State (10.10)	.31 vs. Iowa (1.5)	.82 by Florida State (10.10)	.35 by North Carolina (9.26)
	8.2 at Duke (11.14)			
Fumbles	.5 vs. Jacksonville State (9.5)	.0 vs. Clemson (9.10)	.5 by Mississippi State (10.3)	.0, four times
	5 at Duke (11.14)	.0 vs. Iowa (1.5)		
Fumbles lost	.3 vs. Jacksonville State (9.5)	.0, six times	.4 by Mississippi State (10.3)	.0, six times
	3 at Florida State (10.10)			
Total turnovers	.3 vs. Jacksonville State (9.5)	.0, three times	.5 by Mississippi State (10.3)	.0 by Miami (9.17)
	3 at Florida State (10.10)			.0 by Wake Forest (11.7)
Penalties	.9 at Mississippi State (10.3)	.1 at Vanderbilt (10.31)	.9 by Miami (9.17)	.2 by North Carolina (9.26)
	9 vs. Iowa (1.5)			
Penalty yards	.78 vs. Wake Forest (11.7)	.9 at Florida State (10.10)	.74 by Miami (9.17)	.9 by North Carolina (9.26)
		.9 at Vanderbilt (10.31)		
Punts	.7 vs. Iowa (1.5)	.0, three times	.7, three times	.0, three times
Punting average	.51.7 at Duke (11.14)	.32.3 at Vanderbilt (10.31)	.47.2 by North Carolina (9.26)	.30.7 by Clemson (9.10)
Net yards per punt	.51.0 vs. Jacksonville State (9.5)	.30.8 vs. Clemson (9.10)	.46.0 (1) by Florida State (10.10)	.16.5 by Clemson (9.10)
Average yards per punt return	.85.0 vs. Clemson (9.10)	-.1.5 at Vanderbilt (10.31)	.15.0 by Clemson (9.10)	-3.0 by Virginia Tech (10.17)
Average yards per kickoff return	.46.3 at Duke (11.14)	.15.8 at Mississippi State (10.3)	.36.0 by Mississippi State (10.3)	.14.5 by Virginia (10.24)
Interceptions	.2, four times	.0, six times	.2 by Clemson (9.10)	.0, nine times
Possession time	42:43 at Virginia (10.24)	26:25 at Miami (9.17)	33:35 by Miami (9.17)	17:17 by Virginia (10.24)
Sacks	4 vs. Wake Forest (11.7)	.0, three times	.3 vs. Iowa (1.5)	.0, six times
	4 at Duke (11.14)			
Field goals	.4 vs. Clemson (12.5)	.0, six times	.3, two times	.0, two times
Field goal attempts	.4 vs. Clemson (12.5)	.0, five times	.4, two times	.1, six times


INDIVIDUAL SUPERLATIVES	Georgia Tech	Opponent
Most rushing attempts	.32, Josh Nesbitt vs. North Carolina (9.26)	.20, three times
Most net rushing yards	.189, Jonathan Dwyer vs. Wake Forest (11.7)	.233, C.J. Spiller of Clemson (12.5)
Most rushing touchdowns	.3, three times	.4, C.J. Spiller of Clemson (12.5)
Most pass attempts	.16, Josh Nesbitt vs. Clemson (12.5)	.40, Riley Skinner of Wake Forest (11.7)
Most pass completions	.11, Josh Nesbitt at Mississippi State (10.3)	.26, Christian Ponder of Florida State (10.10)
		.26, Riley Skinner of Wake Forest (11.7)
Most passes had intercepted	.2, Josh Nesbitt vs. Clemson (9.10)	.2, four times
Most passing yards	.266, Josh Nesbitt at Mississippi State (10.3)	.359, Christian Ponder of Florida State (10.10)
Most touchdowns passing	.2, Josh Nesbitt at Vanderbilt (10.31)	.5, Christian Ponder of Florida State (10.10)
	2, Josh Nesbitt at Duke (11.14)	
Most receptions	.8, Demaryius Thomas at Mississippi State (10.3)	.8, Marshall Williams of Wake Forest (11.7)
Most yards receiving	.174, Demaryius Thomas at Mississippi State (10.3)	.123, Chad Bumphis of Mississippi State (10.3)
Most touchdown receptions	.1, 11 times	.2, Devon Brown of Wake Forest (11.7)
Most punts	.7, Chandler Anderson vs. Iowa (1.5)	.7, two times
Highest punting average	.51.7, Chandler Anderson at Duke (11.14)	.47.2, Grant Schallock of North Carolina (9.26)
Most punt returns	.4, Jerrard Tarrant at Duke (11.14)	.2, two times
Most punt return yards	.87, Jerrard Tarrant vs. Jacksonville State (9.5)	.23, Da'Norris Searcy of North Carolina (9.26)
Most kickoff returns	.6, Orwin Smith vs. Clemson (12.5)	.7, Warren Norman of Vanderbilt (10.31)
Most kickoff return yards	.139, Orwin Smith at Duke (11.14)	.184, Warren Norman of Vanderbilt (10.31)
Most field goals	.4, Scott Blair vs. Clemson (12.5)	.3, two times
Most field goal attempts	.4, Scott Blair vs. Clemson (12.5)	.4, two times
Most all-purpose yards	.196, Embry Peeples at Vanderbilt (10.31)	.301, C.J. Spiller of Clemson (12.5)
Longest rush	.82 (TD), Anthony Allen vs. Clemson (9.10)	.75 (TD), Caleb King of Georgia (11.28)
Longest pass play	.87 (TD), Nesbitt to Peeples at Vanderbilt (10.31)	.77 (TD), Jacoby Ford of Clemson (9.10)
Longest punt return	.85 (TD), Jerrard Tarrant vs. Clemson (9.10)	.22, Da'Norris Searcy of North Carolina (9.26)
Longest kickoff return	.83, Orwin Smith at Duke (11.14)	.89 (TD), Leon Berry of Mississippi State (10.3)
Longest interception return	.50, Jerrard Tarrant vs. Clemson (12.5)	.28, Kenny Okoro of Wake Forest (11.7)
Longest field goal	.49, Scott Blair vs. Clemson (12.5)	.53, Richard Jackson of Clemson (9.10)
Longest field goal attempt	.49 (made), Scott Blair vs. Clemson (12.5)	.55 (miss), Blair Walsh of Georgia (11.28)
Most solo tackles	.10, Sedric Griffin at Mississippi State (10.3)	.11, Chris Marve of Vanderbilt (10.31)
Most total tackles	.16, Morgan Burnett vs. Georgia (11.28)	.18, Chris Marve of Vanderbilt (10.31)
Most sacks	.3, 0, Derrick Morgan, two times	.2, 0, A. Clayborn of Iowa (1.5)
Tackles-for-loss	.4, 0, Derrick Morgan vs. Clemson (9.10)	.3, 5, Pennell McPhee of Mississippi State (10.3)
Forced fumbles	.2, three times	.1, 10 times
Fumble recoveries	.1, 14 times	.1, 12 times
Interceptions	.2, Morgan Burnett vs. North Carolina (9.26)	.2, DeAndre McDaniel of Clemson (9.10)



CHANDLER ANDERSON



SEDRIC GRIFFIN



MARCUS WRIGHT

13 Consecutive Bowl Appearances ■ 2009 ACC Champions



2009 STATISTICS

PARTICIPATION

No.	Name	G/GS	JS	CL	MI	NC	MS	FS	VT	VA	VND	WF	DU	GA	CLEM	IOWA
18	Allen,A.	14/14	START	START	START	START	START	START	START	START	START	START	START	START	START	START
98	Anderson,B.	12/12	START	START	START	START	START	START	START	START	START	START	START	START
85	Anderson,C.	14/-	XXX	XXX	XXX	XXX	XXX	XXX	XXX	XXX	XXX	XXX	XXX	XXX	XXX	XXX
12	Barnes,A.	13/-	XXX	XXX	XXX	XXX	XXX	XXX	XXX	XXX	XXX	XXX	XXX	XXX	XXX	...
90	Barnes,T.	14/1	XXX	XXX	XXX	XXX	XXX	XXX	XXX	XXX	XXX	XXX	XXX	XXX	START	XXX
73	Barrick,A.	10/10	START	START	START	START	START	START	START	START	START	START
79	Bedford,S.	14/14	START	START	START	START	START	START	START	START	START	START	START	START	START	START
14	Blair,S.	14/-	XXX	XXX	XXX	XXX	XXX	XXX	XXX	XXX	XXX	XXX	XXX	XXX	XXX	XXX
40	Burnett,J.	13/3	XXX	XXX	XXX	START	START	XXX	XXX	...	XXX	XXX	XXX	XXX	XXX	START
1	Burnett,M.	14/14	START	START	START	START	START	START	START	START	START	START	START	START	START	START
2	Butler,M.	14/14	START	START	START	START	START	START	START	START	START	START	START	START	START	START
75	Claytor,N.	12/-	XXX	XXX	XXX	...	XXX	...	XXX	XXX	XXX	XXX	XXX	XXX	XXX	XXX
82	Cone,K.	6/3	START	START	START	XXX	XXX	XXX
36	Cox,L.	14/-	XXX	XXX	XXX	XXX	XXX	XXX	XXX	XXX	XXX	XXX	XXX	XXX	XXX	XXX
94	Cross,I.	13/2	XXX	XXX	...	XXX	XXX	START	START	XXX	XXX	XXX	XXX	XXX	XXX	XXX
21	Dwyer,J.	14/14	START	START	START	START	START	START	START	START	START	START	START	START	START	START
15	Earls,C.	10/-	XXX	XXX	...	XXX	...	XXX	XXX	XXX	XXX	XXX	XXX	XXX
33	Edwards,M.	12/5	XXX	XXX	XXX	XXX	XXX	XXX	XXX	START	START	START	START	START
41	Egbuniwe,A.	12/9	XXX	XXX	XXX	START	START	START	START	START	START	START	START	START
81	Fisher,Z.	7/-	XXX	XXX	XXX	XXX	XXX	XXX	XXX
57	Flanary,A.	1/-	XXX
68	Fraysier,Z.	1/-	XXX
10	Frierson,M.	14/-	XXX	XXX	XXX	XXX	XXX	XXX	XXX	XXX	XXX	XXX	XXX	XXX	XXX	XXX
70	Gilbert,J.	14/14	START	START	START	START	START	START	START	START	START	START	START	START	START	START
86	Greco,G.	1/-	XXX
54	Griffin,S.	14/14	START	START	START	START	START	START	START	START	START	START	START	START	START	START
97	Hall,R.	3/3	START	START	START
72	Hill,J.	2/-	XXX
5	Hill,S.	13/1	XXX	XXX	XXX	START	XXX	XXX	XXX	XXX	...	XXX	XXX	XXX	XXX	XXX
71	Howard,C.	14/14	START	START	START	START	START	START	START	START	START	START	START	START	START	START
25	Jasper,D.	8/-	XXX	XXX	XXX	XXX	XXX	XXX	XXX	XXX
51	Jefferson,B.	14/14	START	START	START	START	START	START	START	START	START	START	START	START	START	START
20	Jones,R.	13/13	...	START	START	START	START	START	START	START	START	START	START	START	START	START
74	Krish,Z.	4/-	XXX	XXX	XXX	...	XXX
53	Lentz,J.	13/-	XXX	XXX	XXX	XXX	XXX	XXX	XXX	XXX	XXX	XXX	XXX	XXX	XXX	XXX
29	Lockhart,J.	12/-	XXX	XXX	XXX	XXX	XXX	XXX	XXX	XXX	XXX	XXX	XXX	XXX
46	Lyons,P.	13/-	XXX	...	XXX	XXX	XXX	XXX	XXX	XXX	XXX	XXX	XXX	XXX	XXX	XXX
58	Machen,B.	13/-	XXX	XXX	XXX	...	XXX	XXX	XXX	XXX	XXX	XXX	XXX	XXX	XXX	XXX
27	Malone,J.	3/-	XXX	XXX	XXX
80	McKayhan,D.	7/-	XXX	...	XXX	XXX	XXX	...	XXX	XXX	...	XXX
76	Mcrae,N.	4/-	XXX	XXX	XXX	XXX	...
84	Melton,T.	10/10	START	START	START	START	START	START	START	START	START	START
91	Morgan,D.	14/14	START	START	START	START	START	START	START	START	START	START	START	START	START	START
63	Morgan,T.	6/-	XXX	XXX	XXX	XXX	...	XXX	XXX
42	Munroe,M.	12/-	XXX	XXX	XXX	XXX	XXX	XXX	XXX	XXX	XXX	XXX	XXX	XXX
9	Nesbitt,J.	14/14	START	START	START	START	START	START	START	START	START	START	START	START	START	START
49	Paige,J.	10/-	XXX	XXX	XXX	...	XXX	XXX	XXX	XXX	...	XXX	XXX	XXX
24	Peeples,E.	13/1	START	XXX	XXX	...	XXX	XXX	XXX	XXX	XXX	XXX	XXX	XXX	XXX	XXX
92	Peters,J.	13/4	START	START	START	XXX	XXX	XXX	XXX	XXX	XXX	XXX	XXX	XXX	XXX	START
35	Peterson,M.	14/2	XXX	XXX	XXX	XXX	XXX	XXX	XXX	XXX	XXX	XXX	XXX	START	START	XXX
67	Powers,S.	2/-	XXX	XXX
26	Reese,D.	13/6	START	START	START	...	XXX	XXX	START	START	START	XXX	XXX	XXX	XXX	XXX
89	Reese,P.	4/-	XXX	XXX	XXX	...	XXX
28	Reid,R.	14/5	XXX	XXX	XXX	START	START	START	XXX	XXX	START	START	XXX	XXX	XXX	XXX
44	Rocker,A.	14/-	XXX	XXX	XXX	XXX	XXX	XXX	XXX	XXX	XXX	XXX	XXX	XXX	XXX	XXX
60	Sellers,B.	14/14	START	START	START	START	START	START	START	START	START	START	START	START	START	START
11	Shaw,J.	6/-	XXX	XXX	XXX	XXX	...	XXX	XXX
23	Sims, Q.	12/-	XXX	...	XXX	XXX	XXX	...	XXX	XXX	XXX	XXX	XXX	XXX	XXX	XXX
17	Smith, O.	14/-	XXX	XXX	XXX	XXX	XXX	XXX	XXX	XXX	XXX	XXX	XXX	XXX	XXX	XXX
61	Smith,P.	13/4	XXX	XXX	XXX	XXX	XXX	XXX	XXX	XXX	XXX	START	START	START	START	...
6	Sweeting,R.	14/-	XXX	XXX	XXX	XXX	XXX	XXX	XXX	XXX	XXX	XXX	XXX	XXX	XXX	XXX
34	Sylvester,S.	14/8	XXX	XXX	XXX	XXX	XXX	START	START	START	START	START	START	START	START	XXX
1T	Tanner, C.	3/-	XXX	XXX	XXX
37	Tarrant,J.	14/10	START	START	START	START	START	START	START	START	XXX	XXX	START	XXX	XXX	START
22	Taylor,C.	3/3	START	START	START
8	Thomas,D.	14/14	START	START	START	START	START	START	START	START	START	START	START	START	START	START
38	Thomas,J.	14/-	XXX	XXX	XXX	XXX	XXX	XXX	XXX	XXX	XXX	XXX	XXX	XXX	XXX	XXX
56	Tongo, O.	12/-	XXX	XXX	XXX	XXX	XXX	XXX	XXX	XXX	XXX	XXX	XXX	XXX
62	Uzzi, O.	12/-	XXX	XXX	XXX	XXX	XXX	XXX	XXX	XXX	XXX	XXX	...	XXX	...	XXX
77	Voss, D.	13/-	XXX	XXX	...	XXX	XXX	XXX	XXX	XXX	XXX	XXX	XXX	XXX	XXX	XXX
96	Walls, L.	14/11	XXX	XXX	XXX	START	START	START	START	START	START	START	START	START	START	START
13	Washington, T.	1/-	XXX
32	Watson, R.	6/-	XXX	XXX	XXX	...	XXX	XXX	XXX	...
3	Wright, M.	14/-	XXX	XXX	XXX	XXX	XXX	XXX	XXX	XXX	XXX	XXX	XXX	XXX	XXX	XXX
78	Yandell, C.	9/-	XXX	XXX	XXX	XXX	XXX	XXX	XXX	XXX	XXX

Introduction

2010 Preview

Players

Staff

2009 Review

Records

History



2009 GAME SUMMARIES



#15/15 Georgia Tech 37
Jacksonville State 17
 Game #1 ■ September 5, 2009
 Atlanta, Ga. ■ Bobby Dodd Stadium ■ 46,131

Jonathan Dwyer ran for two touchdowns, and No. 15 Georgia Tech had 335 yards rushing in a 37-17 victory against Jacksonville State.

The Yellow Jackets rested many starters in the second half with Clemson visiting Bobby Dodd Stadium on Thursday.

Dwyer, the 2008 Atlantic Coast Conference player of the year, scored on the first play from scrimmage, taking an option pitch for a 74-yard touchdown. He finished with 95 yards rushing on seven carries, including a 5-yard touchdown later in the first quarter. Johnson kept Dwyer on the sideline for the entire second half.

Jacksonville State trailed 31-7 at halftime, scoring on Brooks Robinson's 20-yard flea-flicker TD catch.

After Dwyer's first score, Jacksonville State fumbled away the ensuing kickoff when Anthony Barnes knocked the ball loose from Jamal Young, and Jemea Thomas recovered at the Gamecocks 23.

Demaryius Thomas caught four passes for 101 yards.

Score by Quarters	1	2	3	4	Score
Jacksonville State	0	7	0	10	17
Georgia Tech	17	14	0	6	37

Team	Qtr	Time	Scoring play	Conversion
GT	1st	14:42	Dwyer 74 yd run	Blair kick
GT	1st	12:05	Blair 20 yd field goal	
GT	1st	02:38	Dwyer 5 yd run	Blair kick
JSU	2nd	08:27	Robinson 20 yd pass (Ivory)	Tatum kick
GT	2nd	06:35	Nesbitt, J. 10 yd run	Blair kick
GT	2nd	00:55	Tarrant 68 yd punt return	Blair kick
JSU	4th	13:33	Tatum 26 yd field goal	
GT	4th	10:45	Allen 26 yd pass (Nesbitt)	Blair kick
JSU	4th	00:45	Bonner 7 yd pass (Ivory)	Tatum kick

	JSU	GT
FIRST DOWNS	20	21
Rushing	8	13
Passing	9	7
Penalty	3	1
NET YARDS RUSHING	98	335
Rushing Attempts	33	50
Average Per Rush	3.0	6.7
Rushing Touchdowns	0	3
NET YARDS PASSING	193	162
Completions-Attempts-Int	23-38-1	7-12-0
Average Per Attempt	5.1	13.5
Average Per Completion	8.4	23.1
Passing Touchdowns	2	1
TOTAL OFFENSE YARDS	291	497
Total offense plays	71	62
Average Gain Per Play	4.1	8.0
Fumbles: Number-Lost	1-1	5-3
Penalties: Number-Yards	3-19	6-58
PUNTS-YARDS	7-249	2-102
Average Yards Per Punt	35.6	51.0
Net Yards Per Punt	23.1	51.0
Inside 20	0	1
50+ Yards	1	1
Touchbacks	0	0
Fair catch	1	0
KICKOFFS-YARDS	3-196	7-459
Average Yards Per Kickoff	65.3	65.6
Net Yards Per Kickoff	37.0	46.3
Touchbacks	0	0
Punt returns: Number-Yards-TD	0-0-0	3-87-1
Average Per Return	0.0	29.0
Kickoff returns: Number-Yds-TD	7-135-0	3-85-0
Average Per Return	19.3	28.3
Interceptions: Number-Yds-TD	0-0-0	1-0-0
Fumble Returns: Number-Yds-TD	2-2-0	0-0-0
Possession Time	30:35	29:25
Third-Down Conversions	6 of 15	8 of 12
Fourth-Down Conversions	0 of 0	0 of 0
Red-Zone Scores-Chances	2-2	3-5
Sacks By: Number-Yards	0-0	3-20
PAT Kicks	2-2	4-5
Field Goals	1-1	1-2



#15/13 Georgia Tech 30
rv/rv Clemson 27
 Game #2 ■ September 10, 2009
 Atlanta, Ga. ■ Bobby Dodd Stadium ■ 52,029

Scott Blair threw a touchdown pass off a fake field goal, then booted a 36-yard kick with 57 seconds remaining as the 15th-ranked Yellow Jackets rallied to beat Clemson 30-27 after squandering a 24-point lead.

Georgia Tech pulled itself back from the brink of a potentially devastating loss that looked like an easy victory early on. The Yellow Jackets raced to a 24-0 lead 4 1/2 minutes into the second quarter.

But Clemson scored 27 straight points, taking its first lead on Richard Jackson's 53-yard field goal with 11:33 to go.

Georgia Tech, which did nothing offensively through most of the second and third quarters, finally regrouped for a 69-yard drive that set up Blair's tying kick, a 34-yarnder with 5:40 left. Then, after a holding penalty on Clemson's Thomas Austin wiped out Kyle Parker's 38-yard completion to Jacoby Ford, the Yellow Jackets got a chance to win it.

Score by Quarters	1	2	3	4	Score
Clemson	0	7	14	6	27
Georgia Tech	21	3	0	6	30

Team	Qtr	Time	Scoring play	Conversion
GT	1st	09:27	Allen 82 yd run	Blair kick
GT	1st	06:55	Tarrant 85 yd punt return	Blair kick
GT	1st	02:38	Thomas 34 yd pass from Blair	Blair kick
GT	2nd	10:29	Blair 24 yd field goal	
CU	2nd	10:13	Spiller 63 yd pass from Parker	Jackson kick
CU	3rd	09:49	Allen 9 yd pass from Parker	Jackson kick
CU	3rd	04:57	Ford 77 yd pass from Parker	Jackson kick
CU	4th	14:17	Jackson 21 yd field goal	
CU	4th	11:33	Jackson 53 yd field goal	
GT	4th	05:40	Blair 34 yd field goal	
GT	4th	00:57	Blair 36 yd field goal	

	CU	GT
FIRST DOWNS	13	15
Rushing	5	10
Passing	7	4
Penalty	1	1
NET YARDS RUSHING	125	301
Rushing Attempts	36	49
Average Per Rush	3.5	6.1
Rushing Touchdowns	0	1
NET YARDS PASSING	261	117
Completions-Attempts-Int	15-32-2	4-15-2
Average Per Attempt	8.2	7.8
Average Per Completion	17.4	29.2
Passing Touchdowns	3	1
TOTAL OFFENSE YARDS	386	418
Total offense plays	68	64
Average Gain Per Play	5.7	6.5
Fumbles: Number-Lost	2-0	0-0
Penalties: Number-Yards	6-50	6-50
PUNTS-YARDS	6-184	6-220
Average Yards Per Punt	30.7	36.7
Net Yards Per Punt	16.5	30.8
Inside 20	1	2
50+ Yards	0	0
Touchbacks	0	1
Fair catch	4	0
KICKOFFS-YARDS	6-397	7-411
Average Yards Per Kickoff	66.2	58.7
Net Yards Per Kickoff	48.2	41.3
Touchbacks	0	0
Punt returns: Number-Yards-TD	1-15-0	1-85-1
Average Per Return	15.0	85.0
Kickoff returns: Number-Yds-TD	6-122-0	6-108-0
Average Per Return	20.3	18.0
Interceptions: Number-Yds-TD	2-20-0	2-2-0
Fumble Returns: Number-Yds-TD	0-0-0	0-0-0
Possession Time	28:31	31:29
Third-Down Conversions	7 of 19	3 of 14
Fourth-Down Conversions	0 of 2	1 of 1
Red-Zone Scores-Chances	2-2	3-3
Sacks By: Number-Yards	0-0	3-9
PAT Kicks	3-3	3-3
Field Goals	2-2	3-3



#14/13 Georgia Tech 17
#22/20 Miami 33
 Game #3 ■ September 17, 2009 ■ 45,329
 Miami Gardens, Fla. ■ Land Shark Stadium

Jacory Harris completed 20 of 25 passes for 270 yards and three touchdowns, and the 20th-ranked Hurricanes put an emphatic end to a four-game losing streak against No. 14 Georgia Tech with a 33-17 victory.

Miami outgained Georgia Tech 453-228. Graig Cooper ran for 93 yards, Javarris James rushed for 72 more and a touchdown, and LaRon Byrd caught five passes for 83 yards and another score.

Miami held the Yellow Jackets to 95 yards rushing — nearly half of those on the game's first drive. Tech's reigning ACC player of the year, fullback Jonathan Dwyer, was slowed by a shoulder injury and finished with 7 yards on five carries. Josh Nesbitt completed 6 of 15 passes, all to Demaryius Thomas, for 133 yards, including a 56-yard touchdown midway through the fourth quarter.

Harris led Miami to scores on its first three possessions, the Hurricanes led 24-3 early in the third quarter after James scored from 3 yards out to cap a 60-yard, six-play drive, and the Hurricanes celebrated their most significant win in years.

Score by Quarters	1	2	3	4	Score
Georgia Tech	3	0	7	7	17
Miami	7	10	16	0	33

Team	Qtr	Time	Scoring play	Conversion
GT	1st	08:09	Blair, 32 yd field goal	
UM	1st	06:30	Byrd 40 yd pass from Harris	Bosher kick
UM	2nd	13:33	Epps 13 yd pass from Harris	Bosher kick
UM	2nd	05:45	Bosher 34 yd field goal	
UM	3rd	11:50	James 3 yd run	Bosher kick
GT	3rd	08:07	Allen 3 yd run	Blair kick
UM	3rd	03:08	Graham, 14 yd pass from Harris	Bosher kick
UM	3rd	00:32	Team safety	
GT	4th	08:37	Thomas 56 yd pass from Nesbitt	Blair kick

	GT	Miami
FIRST DOWNS	12	21
Rushing	6	18
Passing	4	3
Penalty	2	0
NET YARDS RUSHING	95	184
Rushing Attempts	39	39
Average Per Rush	2.4	4.7
Rushing Touchdowns	1	1
NET YARDS PASSING	133	270
Completions-Attempts-Int	6-15-0	20-25-0
Average Per Attempt	8.9	10.8
Average Per Completion	22.2	13.5
Passing Touchdowns	1	3
TOTAL OFFENSE YARDS	228	454
Total offense plays	54	64
Average Gain Per Play	4.2	7.1
Fumbles: Number-Lost	3-0	0-0
Penalties: Number-Yards	8-44	9-74
PUNTS-YARDS	3-137	1-41
Average Yards Per Punt	45.7	41.0
Net Yards Per Punt	34.3	21.0
Inside 20	0	0
50+ Yards	1	0
Touchbacks	1	1
Fair catch	0	0
KICKOFFS-YARDS	4-243	6-375
Average Yards Per Kickoff	60.8	62.5
Net Yards Per Kickoff	31.0	44.0
Touchbacks	0	0
Punt returns: Number-Yards-TD	0-0-0	1-14-0
Average Per Return	0.0	14.0
Kickoff returns: Number-Yds-TD	4-111-0	4-119-0
Average Per Return	27.8	29.8
Interceptions: Number-Yds-TD	0-0-0	0-0-0
Fumble Returns: Number-Yds-TD	0-0-0	0-0-0
Possession Time	26:25	33:35
Third-Down Conversions	6 of 14	8 of 13
Fourth-Down Conversions	0 of 2	0 of 0
Red-Zone Scores-Chances	2-3	4-6
Sacks By: Number-Yards	0-0	2-8
PAT Kicks	2-2	4-4
Field Goals	1-2	1-3

13 Consecutive Bowl Appearances ■ 2009 ACC Champions



2009 GAME SUMMARIES



rv/rv Georgia Tech	24
#22/18 North Carolina	7
Game #4 ■ September 26, 2009	
Atlanta, Ga. ■ Bobby Dodd Stadium ■ 50,114	

Josh Nesbitt ran for two touchdowns and Georgia Tech held the ball for 42 minutes, its highest total in 13 years, to beat No. 22 North Carolina 24-7.

Georgia Tech opened in a 4-3 scheme instead of the 4-2-5 it ran last week. The third linebacker helped; the Yellow Jackets held North Carolina to 154 yards on only 44 plays.

Georgia Tech held the ball for 42 minutes, 6 seconds — its best mark since a 1996 win over Wake Forest.

Jonathan Dwyer ran for 158 yards in his first 100-yard game of the season. He showed no sign of the shoulder injury that limited him to five carries for 7 yards against Miami.

Nesbitt added a career-high 32 carries for 97 yards. Georgia Tech had 317 yards rushing in its spread-option offense while holding North Carolina to 17.

North Carolina's only touchdown came on Yates' 40-yard pass to Erik Highsmith early in the fourth quarter.

Georgia Tech then put the game away with a 17-play, 76-yard touchdown drive, capped by Nesbitt's 10-yard run. The drive lasted 8:15.

Burnett's second interception ended Carolina's final drive with 1:34 left.

Georgia Tech did not commit a turnover.

Score by Quarters	1	2	3	4	Score
North Carolina	0	0	0	7	7
Georgia Tech	7	3	0	14	24

Team	Qtr	Time	Scoring play	Conversion
GT	1st	09:03	Jones 13 yd run	Blair kick
GT	2nd	06:26	Blair 34 yd field goal	
GT	4th	13:31	Nesbitt 1 yd run	Blair kick
NC	4th	12:30	Highsmith 40 yd pass from Yates	Barth kick
GT	4th	04:10	Nesbitt 10 yd run	Tanner kick

	NC	GT
FIRST DOWNS	8	24
Rushing	2	18
Passing	5	4
Penalty	1	2
NET YARDS RUSHING	17	317
Rushing Attempts	18	69
Average Per Rush	0.9	4.6
Rushing Touchdowns	0	3
NET YARDS PASSING	137	89
Completions-Attempts-Int	11-26-2	7-11-0
Average Per Attempt	5.3	8.1
Average Per Completion	12.5	12.7
Passing Touchdowns	1	0
TOTAL OFFENSE YARDS	154	406
Total offense plays	44	80
Average Gain Per Play	3.5	5.1
Fumbles: Number-Lost	1-1	2-0
Penalties: Number-Yards	2-9	7-65
PUNTS-YARDS	5-236	3-140
Average Yards Per Punt	47.2	46.7
Net Yards Per Punt	44.2	39.0
Inside 20	1	1
50+ Yards	2	0
Touchbacks	0	0
Fair catch	0	1
KICKOFFS-YARDS	2-127	5-331
Average Yards Per Kickoff	63.5	66.2
Net Yards Per Kickoff	43.5	54.2
Touchbacks	0	1
Punt returns: Number-Yards-TD	2-23-0	3-15-0
Average Per Return	11.5	5.0
Kickoff returns: Number-Yds-TD	2-40-0	2-40-0
Average Per Return	20.0	20.0
Interceptions: Number-Yds-TD	0-0-0	2-40-0
Fumble Returns: Number-Yds-TD	0-0-0	0-0-0
Possession Time	17:54	42:06
Third-Down Conversions	1-11	10-19
Fourth-Down Conversions	1 of 2	1 of 1
Red-Zone Scores-Chances	0-2	4-6
Sacks By: Number-Yards	1-6	1-7
PAT Kicks	1-1	3-3
Field Goals	0-1	1-3



#25/rv Georgia Tech	43
Mississippi State	31
Game #5 ■ October 3, 2009 ■ 50,035	
Starkville, Miss. ■ Davis Wade Stadium	

Josh Nesbitt threw for a career-high 266 yards and No. 25 Georgia Tech converted three Mississippi State turnovers into touchdowns for a 42-31 win.

Nesbitt took to the air against the Bulldogs, connecting with Demaryius Thomas eight times for 174 yards and a 23-yard Touchdown in a game that featured a bit of everything.

The Yellow Jackets and Bulldogs both scored on reverses and converted a combined six fourth downs, including a fake field goal by Mississippi State. The Bulldogs' Leon Berry had an 89-yard kickoff return a score and Tech's Jerrard Tarrant returned a fumble 40 yards for a touchdown.

Anthony Dixon rushed for 106 yards, but gave up the fumble to Tarrant.

Quarterbacks Tyson Lee and Chris Relf each fumbled once and Lee added an interception. Lee's fumble on the Bulldogs' opening drive set up Stephen Hill's 24-yard score on a reverse.

Score by Quarters	1	2	3	4	Score
Georgia Tech	14	14	7	7	42
Mississippi State	7	10	0	14	31

Team	Qtr	Time	Scoring play	Conversion
GT	1st	09:41	Hill 24 yd run	Tanner kick
GT	1st	00:34	Dwyer 2 yd run	Tanner kick
MS	1st	00:21	Berry 89 yd kickoff return	Brauchle kick
GT	2nd	08:23	Jones 5 yd run	Tanner kick
MS	2nd	06:09	Bumphis 10 yd run	DePasquale
GT	2nd	04:28	Tarrant 40 yd fumble recovery	Tanner kick
MS	2nd	00:00	DePasquale 31 yd field goal	
GT	3rd	09:32	Thomas 23 yd pass from Nesbitt	Tanner kick
MS	4th	09:49	Bumphis 69 yd pass from Lee	DePasquale
GT	4th	07:05	Allen, A. 5 yd run	Tanner kick
MS	4th	03:41	Ducre 4 yd run	DePasquale

	GT	MS
FIRST DOWNS	23	25
Rushing	14	14
Passing	8	11
Penalty	1	0
NET YARDS RUSHING	213	209
Rushing Attempts	54	38
Average Per Rush	3.9	5.5
Rushing Touchdowns	4	2
NET YARDS PASSING	266	278
Completions-Attempts-Int	11-14-0	20-30-1
Average Per Attempt	19.0	9.3
Average Per Completion	24.2	13.9
Passing Touchdowns	1	1
TOTAL OFFENSE YARDS	479	487
Total offense plays	68	68
Average Gain Per Play	7.0	7.2
Fumbles: Number-Lost	4-1	5-4
Penalties: Number-Yards	9-61	5-40
PUNTS-YARDS	3-111	0-0
Average Yards Per Punt	37.0	0.0
Net Yards Per Punt	37.0	0.0
Inside 20	2	0
50+ Yards	1	0
Touchbacks	0	0
Fair catch	1	0
KICKOFFS-YARDS	7-397	4-241
Average Yards Per Kickoff	56.7	60.2
Net Yards Per Kickoff	25.9	44.5
Touchbacks	0	0
Punt returns: Number-Yards-TD	0-0-0	0-0-0
Average Per Return	0.0	0.0
Kickoff returns: Number-Yds-TD	4-63-0	6-216-1
Average Per Return	15.8	36.0
Interceptions: Number-Yds-TD	1-0-0	0-0-0
Fumble Returns: Number-Yds-TD	1-40-1	0-0-0
Possession Time	36:03	23:57
Third-Down Conversions	8 of 13	4 of 10
Fourth-Down Conversions	2 of 2	4 of 4
Red-Zone Scores-Chances	4-5	3-4
Sacks By: Number-Yards	1-10	1-5
PAT Kicks	6-6	4-4
Field Goals	0-0	1-2



#22/23 Georgia Tech	49
Florida State	44
Game #6 ■ October 10, 2009 ■ 76,292	
Tallahassee, Fla. ■ Doak Campbell Stadium	

Quarterback Josh Nesbitt ran for three touchdowns and threw for one more to lead the 22nd-ranked Yellow Jackets to a 49-44 win at Florida State.

Florida State's Christian Ponder completed 26 of 38 passes for a career best 359 yards and five touchdowns.

Nesbitt, who ran for a game-high 140 yards, also threw a 73-yard touchdown pass to Demaryius Thomas in the third quarter that tied the game at 35.

Marcus Wright's 19-yard TD run put the Jackets ahead for good at 42-38 late in the third quarter and Nesbitt iced the game with a 22-yard TD run with 6:29 left three plays after he ripped an a fumble recovery away from FSU's Nigel Carr.

Jonathan Dwyer also ran for two scores for Tech.

Score by Quarters	1	2	3	4	Score
Georgia Tech	14	14	14	7	49
Florida State	14	21	3	6	44

Team	Qtr	Time	Scoring play	Conversion
FS	1st	11:10	Thomas 3 yd run	Hopkins kick
GT	1st	06:50	Nesbitt 1 yd run	Tanner kick
FS	1st	02:42	Reliford 11 yd pass from Ponder	Hopkins kick
GT	1st	02:07	Nesbitt 1 yd run	Tanner kick
FS	2nd	14:22	Goodman 23 yd pass from Ponder	Hopkins kick
GT	2nd	14:03	Dwyer 69 yd run	Tanner kick
FS	2nd	08:16	Fortson 17 yd pass from Ponder	Hopkins kick
GT	2nd	04:10	Dwyer 2 yd run	Tanner kick
FS	2nd	00:17	Thomas 3 yd pass from Ponder	Hopkins kick
GT	3rd	13:19	Thomas 73 yd pass from Nesbitt	Tanner kick
FS	3rd	12:02	Hopkins 40 yd field goal	
GT	3rd	02:55	Wright 19 yd run	Tanner, kick
GT	4th	06:29	Nesbitt 22 yd run	Tanner, kick
FS	4th	04:14	Owens 13 yd pass from Ponder	Pass failed

	GT	FS
FIRST DOWNS	25	26
Rushing	19	10
Passing	4	16
Penalty	2	0
NET YARDS RUSHING	401	180
Rushing Attempts	57	30
Average Per Rush	7.0	6.0
Rushing Touchdowns	6	1
NET YARDS PASSING	131	359
Completions-Attempts-Int	4-8-0	26-36-0
Average Per Attempt	16.4	10.0
Average Per Completion	32.8	13.8
Passing Touchdowns	1	5
TOTAL OFFENSE YARDS	532	539
Total offense plays	65	66
Average Gain Per Play	8.2	8.2
Fumbles: Number-Lost	3-3	3-2
Penalties: Number-Yards	2-9	6-65
PUNTS-YARDS	0-0	1-46
Average Yards Per Punt	0.0	46.0
Net Yards Per Punt	0.0	46.0
Inside 20	0	1
50+ Yards	0	0
Touchbacks	0	0
Fair catch	0	1
KICKOFFS-YARDS	8-517	6-390
Average Yards Per Kickoff	64.6	65.0
Net Yards Per Kickoff	41.8	44.0
Touchbacks	0	2
Punt returns: Number-Yards-TD	0-0-0	0-0-0
Average Per Return	0.0	0.0
Kickoff returns: Number-Yds-TD	4-86-0	8-183-0
Average Per Return	21.5	22.9
Interceptions: Number-Yds-TD	0-0-0	0-0-0
Fumble Returns: Number-Yds-TD	0-0-0	1-0-0
Possession Time	32:03	27:57
Third-Down Conversions	8 of 10	10 of 13
Fourth-Down Conversions	2 of 2	0 of 0
Red-Zone Scores-Chances	4-5	5-5
Sacks By: Number-Yards	2-14	0-0
PAT Kicks	7-7	5-5
Field Goals	0-0	1-2

Introduction

2010 Preview

Players

Staff


2009 Review

Records

History

2009 GAME SUMMARIES

13 Consecutive Bowl Appearances ■ 2009 ACC Champions



#19/20 Georgia Tech 28
#4/4 Virginia Tech 23
Game #7 ■ October 17, 2009
Atlanta, Ga. ■ Bobby Dodd Stadium ■ 54,405

Josh Nesbitt rushed for 122 yards and three touchdowns - the last of them tipping down the sideline to finish off the fourth-ranked Hokies with 3 minutes left - as No. 19 Georgia Tech ran to a 28-23 win that threw the ACC race up for grabs while perhaps finishing off the league's top contender in the national race.

Georgia Tech completed just one pass but ran for 309 yards out of its spread option offense - all but 37 of those yards coming in the second half.

Nesbitt made up for a fumble that gave the Hokies life by finishing off the clinching drive with his best run of the night.

On third-and-7 from the Hokies 39, the quarterback ran to his left, saw two defenders peel away to shadow potential pitch targets, turned up through a huge hole and managed to stay in bounds along the sideline, even when Dorian Porch gave him one last shove around the 5.

Nesbitt also scored three times in a 49-44 victory over Florida State the previous week. It was the fifth time this season the quarterback rushed for more than 90 yards.

Score by Quarters	1	2	3	4	Score
Georgia Tech	0	3	7	13	23
Virginia Tech	0	7	14	7	28

Team	Qtr	Time	Scoring play	Conversion
VT	2nd	04:01	Waldron 34 yd field goal	
GT	2nd	00:32	Nesbitt 1 yd run	Blair kick
GT	3rd	12:00	Nesbitt 1 yd run	Blair kick
VT	3rd	07:58	Williams 66 yd run	Waldron kick
GT	3rd	01:37	Wright 13 yd run	Blair kick
VT	4th	04:52	Taylor 22 yd run	Pass failed
GT	4th	03:00	Nesbitt 39 yd run	Blair kick
VT	4th	01:48	Williams 7 yd pass from Taylor	Waldron kick

	VT	GT
FIRST DOWNS	13	19
Rushing	6	17
Passing	7	1
Penalty	0	1
NET YARDS RUSHING	175	309
Rushing Attempts	31	63
Average Per Rush	5.6	4.9
Rushing Touchdowns	2	4
NET YARDS PASSING	159	51
Completions-Attempts-Int	10-14-2	1-7-1
Average Per Attempt	11.4	7.3
Average Per Completion	15.9	51.0
Passing Touchdowns	1	0
TOTAL OFFENSE YARDS	334	360
Total offense plays	45	70
Average Gain Per Play	7.4	5.1
Fumbles: Number-Lost	0-0	3-1
Penalties: Number-Yards	4-26	6-33
PUNTS-YARDS	4-140	4-138
Average Yards Per Punt	35.0	34.5
Net Yards Per Punt	27.0	35.2
Inside 20	1	1
50+ Yards	0	0
Touchbacks	1	0
Fair catch	2	1
KICKOFFS-YARDS	4-235	5-270
Average Yards Per Kickoff	58.8	54.0
Net Yards Per Kickoff	47.0	24.6
Touchbacks	0	0
Punt returns: Number-Yards-TD	1-3-0	1-12-0
Average Per Return	3.0	12.0
Kickoff returns: Number-Yds-TD	5-147-0	3-47-0
Average Per Return	29.4	15.7
Interceptions: Number-Yds-TD	1-0-0	2-0-0
Fumble Returns: Number-Yds-TD	1-3-0	0-0-0
Possession Time	21:38	38:22
Third-Down Conversions	2 of 8	8 of 15
Fourth-Down Conversions	0 of 1	1 of 1
Red-Zone Scores-Chances	2-3	3-4
Sacks By: Number-Yards	1-11	2-17
PAT Kicks	2-2	4-4
Field Goals	1-1	0-0



#11/13 Georgia Tech 34
Virginia 9
Game #8 ■ October 24, 2009
Charlottesville, Va. ■ Scott Stadium ■ 43,016

An 18-play, 82-yard, 10-minute and 47-seconds drive to open the third quarter helped No. 11/13 Georgia Tech beat Virginia, 34-9, and take over sole possession of first place in the ACC's Coastal Division.

The drive was Tech's longest, in terms of time elapsed, in at least 21 years.

The Yellow Jackets ran through a downpour, piling up 362 yards rushing and holding the ball more than 42 minutes.


With an option attack already ranked second in the nation in rushing yards entering the game, Georgia Tech put on a ball control clinic on each of its four touchdown drives: a 10-play, 60-yard march in the second quarter; the 10:47 marathon in the third; an 11-play, 66-yard put-the-game-away possession in the fourth; and a didn't-really-matter 10-play, 71-yard finisher near the very end.

Georgia Tech broke an eight-game Charlottesville losing streak, winning at Virginia for the first time since 1990, the year the Yellow Jackets claimed a share of the national title.

Score by Quarters	1	2	3	4	Score
Georgia Tech	3	10	7	14	34
Virginia	3	3	0	3	9

Team	Qtr	Time	Scoring play	Conversion
GT	1st	08:14	Blair 24 yd field goal	
VA	1st	02:12	Randolph 49 yd field goal	
VA	2nd	14:51	Randolph 19 yd field goal	
GT	2nd	09:34	Nesbitt 1 yd run	Blair kick
GT	2nd	00:00	Blair 23 yd field goal	
GT	3rd	04:13	Allen 1 yd run	Blair kick
VA	4th	14:51	Randolph 30 yd field goal	
GT	4th	09:37	Allen 20 yd run	Blair kick
GT	4th	03:04	Nesbitt 2 yd run	Blair kick

	GT	VA
FIRST DOWNS	20	11
Rushing	17	1
Passing	2	9
Penalty	1	1
NET YARDS RUSHING	362	30
Rushing Attempts	71	12
Average Per Rush	5.1	2.5
Rushing Touchdowns	4	0
NET YARDS PASSING	85	168
Completions-Attempts-Int	4-8-0	18-32-0
Average Per Attempt	10.6	5.2
Average Per Completion	21.2	9.3
Passing Touchdowns	0	0
TOTAL OFFENSE YARDS	447	198
Total offense plays	79	44
Average Gain Per Play	5.7	4.5
Fumbles: Number-Lost	3-1	1-1
Penalties: Number-Yards	8-70	4-40
PUNTS-YARDS	2-84	4-152
Average Yards Per Punt	42.0	38.0
Net Yards Per Punt	38.0	38.0
Inside 20	1	1
50+ Yards	1	0
Touchbacks	0	0
Fair catch	0	1
KICKOFFS-YARDS	6-329	4-255
Average Yards Per Kickoff	54.8	63.8
Net Yards Per Kickoff	40.3	49.2
Touchbacks	0	1
Punt returns: Number-Yards-TD	2-0-0	2-8-0
Average Per Return	0.0	4.0
Kickoff returns: Number-Yds-TD	2-38-0	6-87-0
Average Per Return	19.0	14.5
Interceptions: Number-Yds-TD	0-0-0	0-0-0
Fumble Returns: Number-Yds-TD	0-0-0	0-0-0
Possession Time	42:43	17:17
Third-Down Conversions	8 of 17	2 of 11
Fourth-Down Conversions	1 of 2	0 of 1
Red-Zone Scores-Chances	6-6	2-3
Sacks By: Number-Yards	2-10	0-0
PAT Kicks	4-4	0-0
Field Goals	2-2	3-4



#11/11 Georgia Tech 56
Vanderbilt 31
Game #9 ■ October 31, 2009 ■ 30,262
Nashville, Tenn. ■ Vanderbilt Stadium

Josh Nesbitt ran for two touchdowns and threw for two scores, Jonathan Dwyer ran for a career-high 186 yards rushing with three TDs, and No. 11 Georgia Tech rallied to beat Vanderbilt 56-31.

The Yellow Jackets rolled up a season-high 597 yards total offense against a Vanderbilt defense that was ranked 34th nationally. They wore Vanderbilt out, holding the ball for nearly 40 minutes and rolling up 404 yards rushing.



Dwyer had 22 carries and matched his career-best in touchdowns. He helped the Yellow Jackets pull away. He scored his second and third TDs on a pair of 3-yard runs 40 seconds apart at the end of the third quarter to put Tech up 42-31. His third TD was set up by Georgia Tech's second recovered fumble.

Score by Quarters	1	2	3	4	Score
Georgia Tech	7	21	14	14	56
Vanderbilt	14	14	3	0	31

Team	Qtr	Time	Scoring play	Conversion
GT	1st	11:49	Nesbitt 4 yd run	Blair kick
VU	1st	08:52	Norman 11 yd pass from Smith	Fowler kick
VU	1st	02:23	Stacy 3 yd run	Fowler kick
GT	2nd	12:07	Nesbitt 1 yd run	Blair kick
GT	2nd	08:06	Thomas 35 yd pass from Nesbitt	Blair kick
GT	2nd	05:55	Dwyer 13 yd run	Blair kick
VU	2nd	05:45	Norman 80 yd kickoff return	Fowler kick
VU	2nd	03:15	Stacy 62 yd run	Fowler kick
VU	3rd	10:35	Fowler 23 yd field goal	
GT	3rd	00:54	Dwyer 3 yd run	Blair kick
GT	3rd	00:14	Dwyer 3 yd run	Blair kick
GT	4th	12:25	Peebles 87 yd pass from Nesbitt	Blair kick
GT	4th	09:43	Jones 15 yd run	Blair kick

	GT	VU
FIRST DOWNS	28	15
Rushing	22	7
Passing	5	8
Penalty	1	0
NET YARDS RUSHING	404	218
Rushing Attempts	69	29
Average Per Rush	5.9	7.5
Rushing Touchdowns	6	2
NET YARDS PASSING	193	179
Completions-Attempts-Int	6-13-0	14-24-0
Average Per Attempt	14.8	7.5
Average Per Completion	32.2	12.8
Passing Touchdowns	2	1
TOTAL OFFENSE YARDS	597	397
Total offense plays	82	53
Average Gain Per Play	7.3	7.5
Fumbles: Number-Lost	1-1	4-3
Penalties: Number-Yards	1-9	8-67
PUNTS-YARDS	3-97	4-156
Average Yards Per Punt	32.3	39.0
Net Yards Per Punt	32.0	39.8
Inside 20	1	2
50+ Yards	0	0
Touchbacks	0	0
Fair catch	1	1
KICKOFFS-YARDS	9-501	6-355
Average Yards Per Kickoff	55.7	59.2
Net Yards Per Kickoff	33.2	39.8
Touchbacks	0	0
Punt returns: Number-Yards-TD	2-3-0	1-1-0
Average Per Return	1.5	1.0
Kickoff returns: Number-Yds-TD	6-116-0	9-202-1
Average Per Return	19.3	22.4
Interceptions: Number-Yds-TD	0-0-0	0-0-0
Fumble Returns: Number-Yds-TD	0-0-0	0-0-0
Possession Time	39:45	20:15
Third-Down Conversions	12 of 17	6 of 11
Fourth-Down Conversions	1 of 1	0 of 0
Red-Zone Scores-Chances	6-7	3-3
Sacks By: Number-Yards	0-0	0-0
PAT Kicks	8-8	4-4
Field Goals	0-0	1-1

2009 GAME SUMMARIES

 **#10/11 Georgia Tech (ot) 30**
 **Wake Forest 27**
 Game #10 ■ November 7, 2009
 Atlanta, Ga. ■ Bobby Dodd Stadium ■ 51,415

No. 10 Georgia Tech pulled off a gutsy play on fourth down after failing four times during regulation, and Josh Nesbitt ended it with a 3-yard touchdown run that pushed the Yellow Jackets to the cusp of the ACC championship game with a 30-27 victory over Wake Forest.

Jonathan Dwyer rushed for a career-best 189 yards and went over 1,000 yards for the season, but it was Nesbitt and the defense who bailed out the Yellow Jackets at the end.



After stifling Wake Forest on the first possession of OT, forcing a field goal, Georgia Tech drove to the 5 where it faced fourth-and-less-than-a-yard.

Instead of sending on Scott Blair for a chip-shot field goal to extend the game, Johnson decided to go for the win right there. Nesbitt lowered his head and powered up the middle for a 2-yard gain. He scored on the very next play, bouncing off right tackle to go in standing before he flipped the ball high in the air and raised both arms in triumph.

Score by Quarters	1	2	3	4	OT	Score
Wake Forest	0	17	0	7	3	27
Georgia Tech	10	0	7	7	6	30

Team	Qtr	Time	Scoring play	Conversion
GT	1st	10:52	Blair 45 yd field goal	
GT	1st	05:50	Lyons 31 yd run	Blair kick
WF	2nd	14:05	Harris 1 yd run	Newman kick
WF	2nd	08:03	Brown 20 yd pass from Skinner	Newman kick
WF	2nd	02:30	Newman 35 yd field goal	
GT	3rd	13:10	Dwyer 59 yd run	Blair kick
GT	4th	08:19	Nesbitt 12 yd run	Blair kick
WF	4th	04:27	Brown 11 yd pass from Skinner	Newman kick
WF	OT	15:00	Newman 34 yd field goal	
GT	OT	15:00	Nesbitt 3 yd run	

	WF	GT
FIRST DOWNS	17	24
Rushing	1	19
Passing	12	3
Penalty	4	2
NET YARDS RUSHING	28	412
Rushing Attempts	25	62
Average Per Rush	1.1	6.6
Rushing Touchdowns	1	4
NET YARDS PASSING	263	51
Completions-Attempts-Int	26-40-0	4-14-1
Average Per Attempt	6.6	3.6
Average Per Completion	10.1	12.8
Passing Touchdowns	2	0
TOTAL OFFENSE YARDS	291	463
Total offense plays	65	76
Average Gain Per Play	4.5	6.1
Fumbles: Number-Lost	0-0	1-0
Penalties: Number-Yards	4-35	7-78
PUNTS-YARDS	7-323	1-37
Average Yards Per Punt	46.1	37.0
Net Yards Per Punt	38.7	37.0
Inside 20	4	0
50+ Yards	2	0
Touchbacks	1	0
Fair catch	1	0
KICKOFFS-YARDS	5-333	5-327
Average Yards Per Kickoff	66.6	65.4
Net Yards Per Kickoff	45.8	46.2
Touchbacks	2	0
Punt returns: Number-Yards-TD	0-0-0	3-32-0
Average Per Return	0.0	10.7
Kickoff returns: Number-Yds-TD	5-96-0	3-64-0
Average Per Return	19.2	21.3
Interceptions: Number-Yds-TD	1-28-0	0-0-0
Fumble Returns: Number-Yds-TD	0-0-0	0-0-0
Possession Time	29:02	30:58
Third-Down Conversions	6 of 16	6 of 15
Fourth-Down Conversions	0 of 0	1 of 5
Red-Zone Scores-Chances	5-5	2-2
Sacks By: Number-Yards	2-18	4-26
PAT Kicks	3-3	3-3
Field Goals	2-2	1-1

 **#7/7 Georgia Tech 49**
 **Duke 10**
 Game #11 ■ November 14, 2009 ■ 25,899
 Durham, N.C. ■ Wallace Wade Stadium

Georgia Tech clinched the Coastal Division and a spot in the league championship by routing Duke 49-10 behind 110 yards rushing and two touchdowns from Jonathan Dwyer and another big day from Josh Nesbitt.

Orwin Smith's 83-yard kickoff return sparked slow-starting Georgia Tech. Duke's Jordon Byas tracked him down from behind at the 2, but Tech scored and the rally was on.

Nesbitt accounted for three scores, finishing 6 of 10 for 195 yards with touchdown passes covering 32 yards to Stephen Hill and 75 yards to Demaryius Thomas and a 2-yard scoring run. Dwyer had TD runs of 3 and 13 yards in his fourth consecutive 100-yard game.



Georgia Tech scored on five of six possessions to break open the game, outgained Duke 519-281, rolled up 306 yards rushing and won its eighth straight while sewing up the Coastal for the second time in four years.

Duke's Thaddeus Lewis was 22 of 35 for 212 yards passing.

Score by Quarters	1	2	3	4	Score
Georgia Tech	7	21	14	7	49
Duke	10	0	0	0	10

Team	Qtr	Time	Scoring play	Conversion
DU	1st	10:47	Boyette 18 yd pass from Lewis	Snyderwine
DU	1st	01:30	Snyderwine 31 yd field goal	
GT	1st	01:12	Nesbitt 2 yd run	Blair kick
GT	2nd	11:22	Wright 16 yd run	Blair kick
GT	2nd	05:50	Dwyer 3 yd run	Blair kick
GT	2nd	00:32	Hill 32 yd pass from Nesbitt	Blair kick
GT	3rd	12:36	Dwyer 12 yd run	Blair kick
GT	3rd	02:43	Thomas 75 yd pass from Nesbitt	Blair kick
GT	4th	04:48	Watson 7 yd run	Blair kick

	GT	Duke
FIRST DOWNS	22	15
Rushing	16	3
Passing	6	12
Penalty	0	0
NET YARDS RUSHING	306	25
Rushing Attempts	52	24
Average Per Rush	5.9	1.0
Rushing Touchdowns	5	0
NET YARDS PASSING	213	256
Completions-Attempts-Int	7-11-0	27-41-1
Average Per Attempt	19.4	6.2
Average Per Completion	30.4	9.5
Passing Touchdowns	2	1
TOTAL OFFENSE YARDS	519	281
Total offense plays	63	65
Average Gain Per Play	8.2	4.3
Fumbles: Number-Lost	5-1	1-0
Penalties: Number-Yards	5-48	4-38
PUNTS-YARDS	3-155	7-260
Average Yards Per Punt	51.7	37.1
Net Yards Per Punt	43.7	30.9
Inside 20	0	2
50+ Yards	1	0
Touchbacks	1	0
Fair catch	1	2
KICKOFFS-YARDS	8-493	3-184
Average Yards Per Kickoff	61.6	61.3
Net Yards Per Kickoff	40.4	15.0
Touchbacks	0	0
Punt returns: Number-Yards-TD	4-44-0	1-4-0
Average Per Return	11.0	4.0
Kickoff returns: Number-Yds-TD	3-139-0	8-170-0
Average Per Return	46.3	21.2
Interceptions: Number-Yds-TD	1-3-0	0-0-0
Fumble Returns: Number-Yds-TD	0-0-0	0-0-0
Possession Time	29:18	30:42
Third-Down Conversions	5 of 10	5 of 15
Fourth-Down Conversions	1 of 2	0 of 0
Red-Zone Scores-Chances	5-6	2-2
Sacks By: Number-Yards	4-35	1-6
PAT Kicks	7-7	1-1
Field Goals	0-0	1-2

 **#7/7 Georgia Tech 24**
 **Georgia 30**
 Game #12 ■ November 28, 2009
 Atlanta, Ga. ■ Bobby Dodd Stadium ■ 55,407

Taking a page out of Georgia Tech's playbook, Georgia rushed for 339 yards to beat the seventh-ranked Yellow Jackets 30-24. Freshman Washaun Ealey rambled for 183 yards and Caleb King broke loose for 166 yards and two touchdowns.

The Bulldogs reclaimed state bragging rights in a tumultuous year and handed the Yellow Jackets a huge setback in what has been their best season in nearly two decades. The nation's second-best rushing team was held to 205 yards - 109 below its average.

Georgia set the tone right from the opening kickoff. The first 10 plays, all runs, including a 35-yarder by Ealey and a 6-yard touchdown for King. The offensive line was dominating, pushing around the Yellow Jackets to open one big hole after another.

High-scoring Georgia Tech, averaging 36 points a game, looked out of sync throughout the first half.

Score by Quarters	1	2	3	4	Score
Georgia	7	10	10	3	30
Georgia Tech	0	3	14	7	24

Team	Qtr	Time	Scoring play	Conversion
GA	1st	09:29	King 6 yd run	Walsh kick
GT	2nd	14:17	Blair 42 yd field goal	
GA	2nd	07:32	Walsh 22 yd field goal	
GA	2nd	03:18	Moore 13 yd pass from Cox	Walsh kick
GT	3rd	13:30	Thomas 76 yd pass from Nesbitt	Blair kick
GA	3rd	13:08	King 75 yd run	Walsh kick
GT	3rd	06:29	Dwyer 5 yd run	Blair kick
GA	3rd	02:33	Walsh 38 yd field goal	
GA	4th	13:39	Walsh 43 yd field goal	
GT	4th	07:31	Nesbitt 1 yd run	Blair kick

	GA	GT
FIRST DOWNS	21	17
Rushing	15	11
Passing	6	4
Penalty	0	2
NET YARDS RUSHING	339	205
Rushing Attempts	44	51
Average Per Rush	7.7	4.0
Rushing Touchdowns	2	2
NET YARDS PASSING	76	135
Completions-Attempts-Int	8-14-0	6-13-1
Average Per Attempt	5.4	10.4
Average Per Completion	9.5	22.5
Passing Touchdowns	1	1
TOTAL OFFENSE YARDS	415	340
Total offense plays	58	64
Average Gain Per Play	7.2	5.3
Fumbles: Number-Lost	2-1	3-1
Penalties: Number-Yards	5-39	5-35
PUNTS-YARDS	0-0	0-0
Average Yards Per Punt	0.0	0.0
Net Yards Per Punt	0.0	0.0
Inside 20	0	0
50+ Yards	0	0
Touchbacks	0	0
Fair catch	0	0
KICKOFFS-YARDS	7-478	5-307
Average Yards Per Kickoff	68.3	61.4
Net Yards Per Kickoff	48.0	47.6
Touchbacks	3	0
Punt returns: Number-Yards-TD	0-0-0	0-0-0
Average Per Return	0.0	0.0
Kickoff returns: Number-Yds-TD	4-69-0	3-82-0
Average Per Return	17.2	27.3
Interceptions: Number-Yds-TD	1-0-0	0-0-0
Fumble Returns: Number-Yds-TD	0-0-0	0-0-0
Possession Time	30:03	29:57
Third-Down Conversions	4 of 9	7 of 13
Fourth-Down Conversions	0 of 0	2 of 4
Red-Zone Scores-Chances	4-4	2-3
Sacks By: Number-Yards	1-14	1-5
PAT Kicks	3-3	3-3
Field Goals	3-4	1-2



2009 GAME SUMMARIES

13 Consecutive Bowl Appearances ■ 2009 ACC Champions

ACC CHAMPIONSHIP		
	#12/12 Georgia Tech	39
	#25/tv Clemson	34
Game #13 ■ December 5, 2009 ■ 57,227 Tampa, Fla. ■ Raymond James Stadium		

Jonathan Dwyer's 15-yard touchdown run with 1:20 remaining gave the 12th-ranked Yellow Jackets a 39-34 victory over No. 25 Clemson in the ACC championship game at Tampa's Raymond James Stadium.

Josh Nesbitt threw a 70-yard TD pass to Demaryius Thomas and Scott Blair kicked a title game-record four field goals to help the Yellow Jackets win the crown - Tech's first since sharing it with Florida State in 1998 - in their second season under Paul Johnson.

ACC player of the year C.J. Spiller rushed for 233 yards and four TDs for Clemson, ending a six-game winning streak.

Blair kicked field goals of 48, 49, 28 and 40 yards.

Score by Quarters	1	2	3	4	Score
Georgia Tech	3	13	17	6	39
Clemson	7	6	7	14	34

Team	Qtr	Time	Scoring play	Conversion
CU	1st	11:24	Spiller 3 yd run	Jackson kick
GT	1st	07:30	Blair 48 yd field goal	
GT	2nd	13:30	Dwyer 4 yd run	Blair kick
GT	2nd	05:35	Blair 49 yd field goal	
CU	2nd	02:55	Spiller 41 yd run	Rush failed
GT	2nd	00:06	Blair 28 yd field goal	
GT	3rd	09:12	Nesbitt 13 yd run	Blair kick
CU	3rd	06:39	Spiller 36 yd run	Jackson kick
GT	3rd	05:10	Thomas 70 yd pass from Nesbitt	Blair kick
GT	3rd	01:11	Blair 40 yd field goal	
CU	4th	12:00	Spiller 9 yd run	Jackson kick
CU	4th	06:11	Ellington 1 yd run	Jackson kick
GT	4th	01:20	Dwyer 15 yd run	Rush failed

	GT	CU
FIRST DOWNS	28	15
Rushing	23	9
Passing	4	5
Penalty	1	1
NET YARDS RUSHING	333	323
Rushing Attempts	65	34
Average Per Rush	5.1	9.5
Rushing Touchdowns	3	5
NET YARDS PASSING	136	91
Completions-Attempts-Int	9-18-0	10-17-2
Average Per Attempt	7.6	5.4
Average Per Completion	15.1	9.1
Passing Touchdowns	1	0
TOTAL OFFENSE YARDS	469	414
Total offense plays	83	51
Average Gain Per Play	5.7	8.1
Fumbles: Number-Lost	1-0	0-0
Penalties: Number-Yards	5-31	4-30
PUNTS-YARDS	0-0	0-0
Average Yards Per Punt	0.0	0.0
Net Yards Per Punt	0.0	0.0
Inside 20	0	0
50+ Yards	0	0
Touchbacks	0	0
Fair catch	0	0
KICKOFFS-YARDS	9-449	6-388
Average Yards Per Kickoff	49.9	64.7
Net Yards Per Kickoff	38.1	45.2
Touchbacks	0	0
Punt returns: Number-Yards-TD	0-0-0	0-0-0
Average Per Return	0.0	0.0
Kickoff returns: Number-Yds-TD	6-117-0	5-106-0
Average Per Return	19.5	21.2
Interceptions: Number-Yds-TD	2-50-0	0-0-0
Fumble Returns: Number-Yds-TD	0-0-0	0-0-0
Possession Time	37:17	22:43
Third-Down Conversions	11 of 18	5 of 9
Fourth-Down Conversions	2 of 3	1 of 2
Red-Zone Scores-Chances	5-5	3-3
Sacks By: Number-Yards	0-0	0-0
PAT Kicks	3-3	4-4
Field Goals	4-4	0-1



Demaryius Thomas' 70-yard touchdown reception vs. Clemson.



Orwin Smith runs against Iowa in the FedEx Orange Bowl.

FEDEX ORANGE BOWL		
	#9/10 Georgia Tech	14
	#10/11 Iowa	24
Game #14 ■ January 5, 2010 ■ 66,131 Miami Gardens, Fla. ■ Land Shark Stadium		

No. 10 Iowa solved Tech's explosive triple option and Ricky Stanzi threw two early touchdown passes for a 24-14 victory in the coldest Orange Bowl ever.

Temperature at kickoff was 49 degrees, and Tech's offense was slow to warm up. The ninth-ranked Yellow Jackets averaged 35 points during the regular season, but their only score in the first three quarters came on Jerrard Tarrant's 40-yard interception return.

The Hawkeyes (11-2) earned their first Bowl Championship Series bowl win and matched the school record for victories. Georgia Tech (11-3) totaled nine first downs and a season-low 155 yards.

The Yellow Jackets were first in the nation in time of possession, second in rushing and 11th in scoring at 35 points per game. But they sputtered against an Iowa defense that held four bowl-bound teams to 10 points or less during the regular season.

End Adrian Clayborn led Iowa's defensive charge. He had two sacks and nine tackles, including two for a loss, and was chosen the game's most valuable player.

Score by Quarters	1	2	3	4	Score
Iowa	14	0	3	7	24
Georgia Tech	7	0	0	7	14

Team	Qtr	Time	Scoring play	Conversion
Iowa	1st	08:10	McNutt 4 yd pass from Stanzi	Murray kick
Iowa	1st	04:04	Sandeman 21 yd pass from Stanzi	Murray kick
GT	1st	00:24	Tarrant 40 yd interception return	Blair kick
Iowa	3rd	02:17	Murray 33 yd field goal	
GT	4th	12:30	Allen 1 yd run	Blair kick
Iowa	4th	01:56	Wegher 32 yd run	Murray kick

	Iowa	GT
FIRST DOWNS	21	9
Rushing	10	8
Passing	9	1
Penalty	2	0
NET YARDS RUSHING	172	143
Rushing Attempts	40	41
Average Per Rush	4.3	3.5
Rushing Touchdowns	1	1
NET YARDS PASSING	231	12
Completions-Attempts-Int	17-29-1	2-9-1
Average Per Attempt	8.0	1.3
Average Per Completion	13.6	6.0
Passing Touchdowns	2	0
TOTAL OFFENSE YARDS	403	155
Total offense plays	69	50
Average Gain Per Play	5.8	3.1
Fumbles: Number-Lost	2-1	0-0
Penalties: Number-Yards	4-25	9-68
PUNTS-YARDS	4-144	7-344
Average Yards Per Punt	36.0	49.1
Net Yards Per Punt	33.8	44.6
Inside 20	3	3
50+ Yards	0	2
Touchbacks	0	1
Fair catch	1	2
KICKOFFS-YARDS	5-277	3-174
Average Yards Per Kickoff	55.4	58.0
Net Yards Per Kickoff	39.4	37.0
Touchbacks	0	0
Punt returns: Number-Yards-TD	1-12-0	2-9-0
Average Per Return	12.0	4.5
Kickoff returns: Number-Yds-TD	3-63-0	5-80-0
Average Per Return	21.0	16.0
Interceptions: Number-Yds-TD	1-13-0	1-40-1
Fumble Returns: Number-Yds-TD	0-0-0	0-0-0
Possession Time	32:23	27:37
Third-Down Conversions	5 of 13	4 of 12
Fourth-Down Conversions	0 of 2	0 of 1
Red-Zone Scores-Chances	2-3	1-1
Sacks By: Number-Yards	3-18	2-11
PAT Kicks	3-3	2-2
Field Goals	1-1	0-1

2 0 1 0 G E O R G I A T E C H F O O T B A L L

GEORGIA TECH



B R A C E F O R

IMPACT RECORDS

2 0 0 9 A C C C H A M P I O N S



2010 GEORGIA TECH FOOTBALL

TEAM RECORDS

RUSHING ATTEMPTS

Game	86	vs. Virginia, 1976
Season	792	2009

FEWEST RUSHING ATTEMPTS

Game	19	vs. Arizona, 1994
		vs. North Carolina, 1994

RUSHING YARDS

Game	558	vs. VMI, 1975
Season	4,136	2009

FEWEST RUSHING YARDS

Game	-42	vs. Notre Dame, 1968
------	-----	----------------------

RUSHING TOUCHDOWNS

Game	7	vs. Wake Forest, 1983
Season	47	2009

YARDS PER RUSHING ATTEMPT

Season	5.3	1993 (467-2463)
--------	-----	-----------------

FIRST DOWNS RUSHING

Game	26	vs. VMI, 1975
Season	213	2009

PASS ATTEMPTS

Game	63	vs. Tennessee, 1968
Season	413	2001

PASS COMPLETIONS

Game	39	vs. Virginia, 2001
Season	264	2001

PASSING YARDS

Game	486	vs. Virginia, 2001
Season	3,347	2001

TOUCHDOWN PASSES

Game	5	vs. Rice, 1972
		vs. Clemson, 1999
Season	29	1999

INTERCEPTIONS THROWN

Game	7	vs. Wake Forest, 1987
Season	23	1970

PASSING YARDS PER GAME

Season	283.4	1999
--------	-------	------

YARDS PER PASS COMPLETION

Season	15.0	1999 (min. 100 completions)
	22.7	2009 (min. 150 completions)

YARDS PER PASS ATTEMPT

Season	9.8	1999 (min. 200 attempts)
	10.6	2009 (min. 150 attempts)

FIRST DOWNS PASSING

Game	22	vs. Virginia, 2001
		vs. Clemson, 2000
Season	142	2000

MOST PLAYS

Game	97	vs. South Carolina, 1970
		vs. Clemson, 2000
Season	960	2009

TOTAL OFFENSE

Game	706	vs. The Citadel, 1948
Season	5,910	2009

TOTAL OFFENSE PER GAME

Season	509.0	1999
--------	-------	------

TOTAL OFFENSE PER PLAY

Season	6.81	1999
--------	------	------

FIRST DOWNS

Game	34	vs. Virginia, 2000
Season	287	1999, 2009

POINTS SCORED

Game	222	vs. Cumberland, 1916
Modern	70	vs. Navy, 2001
Season	491	1917
Modern	473	2009

TOUCHDOWNS

Game	32	vs. Cumberland, 1916
Modern	10	vs. Navy, 2001
Season	62	2009 (modern)

DEFENSIVE TOUCHDOWNS

Game	2	vs. Samford, 2006
		vs. Duke, 1996
		vs. Tulane, 1970
Season	7	1998

TOUCHDOWNS ON FUMBLE RETURNS

Season	7	1998 (NCAA Record)
--------	---	--------------------

TWO-POINT CONVERSIONS

Game	3	vs. Duke, 1968
Season	5	1968

SAFETIES

Season	2	1951, 1952, 1953, 1991
--------	---	------------------------

POINTS BY KICKING

Game	30	vs. Cumberland, 1916
Modern	18	vs. Citadel, 1982
Season	107	2007

FIELD GOALS MADE

Game	5	vs. The Citadel, 1982
Season	23	2007

FIELD GOALS ATTEMPTED

Game	7	vs. NC State, 2001
Season	28	2001, 2007

PATs MADE

Game	30	vs. Cumberland, 1916
Modern	10	vs. Navy, 2001
Season	59	2009

MOST PUNTS

Season	89	1980
--------	----	------

PUNTING AVERAGE

Season	45.64	1997
--------	-------	------

NET PUNTING AVERAGE

Season	40.96	1997
--------	-------	------

KICKOFF RETURNS

Game	11	vs. Notre Dame, 1977
Season	54	2009

KICKOFF RETURN YARDS

Game	284	vs. Notre Dame, 1977
Season	1,176	2009

KICKOFF RETURN TOUCHDOWNS

Game	1	11 times
Season	2	1978

KICKOFF RETURN AVERAGE

Season	26.9	1957
--------	------	------

PUNT RETURNS

Game	9	vs. The Citadel, 2001
Season	54	1952

PUNT RETURN YARDS

Game	249	vs. Navy, 1965
Season	564	1951

PUNT RETURN TOUCHDOWNS

Game	2	vs. Navy, 1965
Season	3	1965

PUNT RETURN AVERAGE

Season	23.0	1965
--------	------	------

INTERCEPTIONS

Game	8	vs. Georgia, 1951
		vs. St. Mary's, 1947
Season	30	1969

INTERCEPTION RETURN YARDS

Game	137	vs. Wake Forest, 1990
Season	437	1972

INT RETURNS FOR TOUCHDOWNS

Game	2	vs. Samford, 2006
		vs. Tulane, 1966
Season	4	1970, 1972

SACKS

Game	11	Maryland, 1993
	11	Maryland, 1990
Season	45	1990, 1991

13 Consecutive Bowl Appearances ■ 2009 ACC Champions

TEAM SEASON BESTS

TOTAL OFFENSE

Year	G	Yards	PG
1999	11	5,599	509.0
2000	11	4,789	435.4
2009	14	5,910	422.1
2001	12	5,015	417.9
1984	11	4,556	414.3
1993	11	4,398	399.8
1990	11	4,334	394.0
1998	11	4,276	388.7
1991	12	4,651	387.6
2007	13	5,004	384.9
2002	13	4,871	374.7
2008	13	4,842	372.5

PASSING OFFENSE

Year	G	Yards	PG
1999	11	3,117	283.4
2001	12	3,347	278.9
2000	11	2,982	271.1
1994	11	2,702	245.6
1968	10	2,376	237.6
1992	11	2,580	234.5
1997	11	2,370	215.5
1991	12	2,547	212.3
2002	13	2,744	211.1
1987	11	2,284	207.7
1998	11	2,255	205.0

TOTAL DEFENSE

Year	G	Yards	PG
1948	10	1,513	151.3
1957	10	1,778	177.8
1961	10	1,785	178.5
1952	12	2,182	181.8
1955	10	1,999	199.9
1956	10	2,003	200.3
1958	10	2,018	201.8
1966	10	2,066	206.6
1951	12	2,489	207.4
1963	10	2,080	208.0

PASSING DEFENSE

Year	G	Yards	PG
1957	10	334	33.4
1958	10	571	57.1
1954	10	587	58.7
1955	10	658	65.8
1953	12	828	69.0
1956	10	719	71.9
1952	12	870	72.5
1963	10	743	74.3
1948	10	764	76.4
1949	10	808	80.8

TURNOVER MARGIN

Year	G	+/-	Diff	Avg.
2000	11	30/12	+18	+1.64
1956	10	31/16	+15	+1.50
1953	11	46/30	+16	+1.45
1990	11	40/26	+14	+1.27
1955	10	25/13	+12	+1.20
1986	11	31/18	+13	+1.18
1973	11	34/22	+12	+1.09
1984	11	30/19	+11	+1.00

RUSHING DEFENSE

Year	G	Yards	PG
1975	11	3,637	329.7
2009	14	4,136	295.4
1974	11	3,162	287.5
1977	11	3,153	286.8
2008	13	3,552	273.2
1976	11	2,689	244.5
1952	12	2,848	237.3
1984	11	2,585	235.0
1999	11	2,482	225.6
1956	10	2,249	224.9
1993	11	2,463	223.9
1983	11	2,380	216.4

SCORING OFFENSE

Year	G	Pts	PG
1918	7	462	66.0
1917	9	491	54.5
1916	9	421	46.8
1999	11	448	40.7
1921	9	360	40.0
1998	11	391	35.5
1920	9	312	34.7
2009	14	473	33.8
2000	11	372	33.8
2001	12	381	31.8
1990	11	334	31.6
1905	7	207	29.6

RUSHING DEFENSE

Year	G	Yards	PG
1948	10	749	74.9
1995	11	1,003	91.2
2000	11	1,039	94.5
1961	10	949	94.9
1964	10	1,002	100.2
2003	13	1,307	100.5
1962	10	1,024	102.4
2005	12	1,247	103.9
2004	12	1,255	104.6
2006	14	1,467	104.8

SCORING DEFENSE

Year	G	Pts	PG
1901	5	5	1.0
1920	9	16	1.8
1917	9	17	1.9
1916	9	20	2.2
1911	9	21	2.3
1915	8	24	3.0
1919	10	33	3.3
1956	10	33	3.3
1904	10	34	3.4
1927	10	39	3.9

MISCELLANEOUS

Most Games Played	14 (11-3), 2009
	 14 (9-5), 2006
Most Games Won	12 (12-0), 1952
Most Games Lost	10 (1-10), 1994
	 10 (1-10), 1981
Most ACC Games Won	7 (7-1), 3 times
Most ACC Games Lost	8 (0-8), 1994
Most Times Penalized	95, 2002
Fewest Times Penalized	24, 1964
Most Yards Penalized	792, 2002
Fewest Yards Penalized	211, 1964
Most Fumbles	51, 1951
Fewest Fumbles	11, 1985
Fewest Fumbles Lost	4, 1955
Most Fumbles Caused	22, 2009
Most Fumbles Recovered	15, 2000
	 15, 2007

INDIVIDUAL RECORDS

RUSHING ATTEMPTS

Game	39	Robert Lavette vs. Tennessee, 1982
		Jerry Mays vs. Georgia, 1989
Season	297	Tashard Choice, 2006
Career	914	Robert Lavette, 1981-84

RUSHING YARDS

Game	356	Eddie Lee Ivery vs. Air Force, 1978
Season	1,562	Eddie Lee Ivery, 1978
Career	4,066	Robert Lavette, 1981-84

RUSHING TOUCHDOWNS

Game	4	George Maloof vs. Georgia, 1951
		Robert Lavette vs. Virginia, 1982
		Tony Hollings vs. Connecticut, 2002
		P.J. Daniels vs. Tulsa, 2003
Season	19	Robert Lavette, 1982
Career	45	Robert Lavette, 1981-84

YARDS PER CARRY

Game	13.7	Eddie Lee Ivery vs. Air Force, 1978 (min. 25 att.)
Season	7.2	Dorsey Levens, 1993 (min. 100 att.)
	9.7	Anthony Allen, 2009 (min. 50 att.)
Career	6.2	Jonathan Dwyer, 2007-09 (min. 400 att.)
	6.2	Jonathan Dwyer, 2007-09 (min. 300 att.)
	6.2	Jonathan Dwyer, 2007-09 (min. 100 att.)

RUSHING YARDS BY A QUARTERBACK

Game	140	Joshua Nesbitt vs. Florida State, 2009
Season	1,037	Joshua Nesbitt, 2009
Career	2,069	Joshua Nesbitt, 2007-current

PASSES ATTEMPTED

Game	61	Larry Good vs. Tennessee, 1968
Season	384	George Godsey, 2001
Career	1,363	Reggie Ball, 2003-06

PASSES COMPLETED

Game	39	George Godsey vs. Virginia, 2001
Season	249	George Godsey, 2001
Career	662	Reggie Ball, 2006

PASSING YARDS

Game	486	George Godsey vs. Virginia, 2001
Season	3,085	George Godsey, 2001
Career	8,882	Joe Hamilton, 1996-99

TOUCHDOWN PASSES

Game	5	Joe Hamilton vs. Clemson, 1999
		Eddie McAshan vs. Rice, 1972
Season	29	Joe Hamilton, 1999
Career	65	Joe Hamilton, 1996-99

INTERCEPTIONS THROWN

Game	5	Jerry Priestley vs. Tennessee, 1964
		Eddie McAshan vs. Rice, 1972
Season	21	Eddie McAshan, 1970
Career	55	Reggie Ball, 2003-06

PASSING YARDS PER GAME

Season	278.2	Joe Hamilton, 1999
Career	206.6	Joe Hamilton, 1996-99

YARDS PER PASS COMPLETION

Season	22.68	Joshua Nesbitt, 2009 (min. 55 completions)
	15.1	Joe Hamilton, 1999 (min. 110 completions)
Career	14.1	Joe Hamilton, 1996-99 (min. 200 completions)

YARDS PER PASS ATTEMPT

Season	10.50	Joshua Nesbitt, 2009 (min. 110 attempts)
Career	8.71	Joe Hamilton, 1996-99 (min. 200 attempts)

PASS COMPLETION PERCENTAGE


Season	.666	Joe Hamilton, 1999 (min. 75 attempts)
Career	.633	George Godsey, 1998-01 (min. 150 attempts)

PASS EFFICIENCY RATING

Game	309.8	George Godsey vs. Navy, 2001
Season	175.0	Joe Hamilton, 1999
Career	148.2	Joe Hamilton, 1996-99

CONSECUTIVE COMPLETIONS

18, Joe Hamilton, 1999, vs. Florida State (15), Citadel (3)



TONY HOLLINGS

RECEPTIONS

Game	14	John Sias vs. Navy, 1968
		Steve Harkey vs. South Carolina, 1970
		Robert Lavette vs. Notre Dame, 1981
		Kelly Campbell vs. Clemson, 2000
Season	78	Jonathan Smith, 2003
Career	195	Kelly Campbell, 1998-01

RECEIVING YARDS

Game	243	Dez White vs. Virginia, 1998
Season	1,202	Calvin Johnson, 2006
Career	2,927	Calvin Johnson, 2004-06

TOUCHDOWN RECEPTIONS

Game	4	Buck Martin vs. Auburn, 1951
Season	15	Calvin Johnson, 2006
Career	28	Calvin Johnson, 2004-06

AVERAGE PER RECEPTION

Season	25.1	Demaryius Thomas, 2009 (min. 25 rec.)
Career	20.4	Dez White, 1997-99 (min. 50 rec.)

MOST PLAYS

Game	68	Larry Good vs. Tennessee, 1968
Season	489	Reggie Ball, 2003
Career	1,858	Reggie Ball, 2003-06

TOTAL OFFENSE

Game	477	George Godsey vs. Virginia, 2001
Season	3,794	Joe Hamilton, 1999
Career	10,640	Joe Hamilton, 1996-99

TOTAL OFFENSE PER GAME

Season	344.9	Joe Hamilton, 1999
Career	247.4	Joe Hamilton, 1996-99

TOTAL OFFENSE PER PLAY

Season	8.27	Joe Hamilton, 1999
Career	6.99	Joe Hamilton, 1996-99

TOUCHDOWNS RESPONSIBLE FOR

Game	5	Joe Hamilton vs. Clemson, 1999
		Joe Hamilton vs. Florida State, 1999
		Eddie McAshan vs. Rice, 1972
Season	35	Joe Hamilton, 1999
Career	83	Joe Hamilton, 1996-99

GEORGIA TECH STREAKS

LONGEST WIN STREAKS

No.	First Win	Broken By
18	VMI, 1951	Florida, 1953 (tie)
18	Tulane, 1916	Pittsburgh, 1918
15	LSU, 1927	North Carolina, 1929
10	Texas Tech, 1965	Georgia, 1966
10	LSU, 1943	Duke, 1944
9	Western Carolina, 1989	North Carolina, 1990 (tie)
9	Alabama, 1955	Tennessee, 1956
9	Auburn, 1942	Georgia, 1942
9	Centre, 1920	Penn State, 1921
9	Furman, 1947	Tennessee, 1948
8	North Carolina, 2009	Georgia, 2009
8	Georgia, 1963	Tennessee, 1964
8	Tennessee, 1954	Auburn, 1955
8	Davidson, 1950	Duke, 1951 (tie)
8	St. Mary's, 1946	Alabama, 1947
8	VMI, 1946	Georgia, 1946

LONGEST UNBEATEN STREAKS

No.	First Win/Tie	Broken By
33	Georgia, 1914	Pittsburgh, 1918
31	Davidson, 1950	Notre Dame, 1953
16	Western Carolina, 1989	Penn State, 1991
16	Vanderbilt, 1927	North Carolina, 1929
14	Clemson, 1904	Sewanee, 1906



JONATHAN DWYER

GEORGIA TECH IN OVERTIME GAMES

Date	Opponent	Result	OTs	First Offense	Winning Score
10-9-99	North Carolina	hW 31-24	One	Tech	6-yd TD run by Joe Hamilton
11-27-99	Georgia	hW 51-48	One	Georgia	38-yd FG by Luke Manget
9-21-00	NC State	aL 23-30	One	NC State	23-yd TD pass, Phillip Rivers to Koren Robinson
9-29-01	Clemson	hL 44-47	One	Tech	11-yd TD run by Woodrow Dantzler
10-11-01	Maryland	hL 17-20	One	Maryland	26-yd FG by Nick Novak
9-27-03	Vanderbilt	aW 24-17	One	Tech	25-yard TD run by Reggie Ball on first play
11-7-09	Wake Forest	hW 30-24	One	Wake Forest	3-yd TD run by Josh Nesbitt



INDIVIDUAL RECORDS

ALL-PURPOSE YARDS

Game	367	Eddie Lee Ivery vs. Air Force, 1978
Season	1,879	Eddie Lee Ivery, 1978
Career	5,393	Robert Lavette, 1981-84

POINTS SCORED

Game	24	C.J. Williams vs. NC State, 1995 Robert Lavette vs. Virginia, 1982 George Maloof vs. Georgia, 1951 Buck Martin vs. Auburn, 1951 Joe Burns vs. North Carolina, 2000 Tony Hollings vs. Connecticut, 2002 P.J. Daniels vs. Tulsa, 2003
Season	114	Robert Lavette, 1982
Career	322	Luke Manget, 1999-2002

TOUCHDOWNS

Game	4	C.J. Williams vs. NC State, 1995 Robert Lavette vs. Virginia, 1982 George Maloof vs. Georgia, 1951 Buck Martin vs. Auburn, 1951 Joe Burns vs. North Carolina, 2000 Tony Hollings vs. Connecticut, 2002 P.J. Daniels vs. Tulsa, 2003
Season	19	Robert Lavette, 1982
Career	46	Robert Lavette, 1981-84

DEFENSIVE TOUCHDOWNS

Game	2	Rick Lewis vs. Tulane, 1970
Season	3	Jerrard Tarrant, 2009 Jeff Ford, 1969
Career	4	Jeff Ford, 1969-71

TWO-POINT CONVERSIONS

Game	2	Joel Stevenson vs. Duke, 1968 Kerry Watkins vs. Wake Forest, 1999
Season	2	Joel Stevenson, 1968 Kenny Bounds, 1968 Joe Hamilton, 1998 Kerry Watkins, 1999
Career	3	Kerry Watkins, 1999-02

POINTS BY KICKING

Game	17	Ron Rice vs. Citadel, 1982
Season	106	Travis Bell, 2007
Career	322	Luke Manget, 1999-02

PATs ATTEMPTED

Game	10	Luke Manget vs. Navy, 2001
Season	53	Luke Manget, 1999
Career	160	Luke Manget, 1999-02

PATs MADE

Game	10	Luke Manget vs. Navy, 2001
Season	53	Luke Manget, 1999
Career	160	Luke Manget, 1999-02

CONSECUTIVE PATs MADE

Season	53	Luke Manget, 1999
Career	160	Luke Manget, 1999-02

PAT PERCENTAGE

Career	1.000	Luke Manget, 1999-02 (160-160)
	1.000	Travis Bell, 2004-07 (138-138)

FIELD GOALS ATTEMPTED

Game	7	Luke Manget vs. NC State, 2001
Season	28	Luke Manget, 2001
	28	Travis Bell, 2007
Career	88	Scott Sisson, 1989-92

FIELD GOALS MADE

Game	5	Ron Rice vs. The Citadel, 1982
Season	23	Travis Bell, 2007
Career	61	Travis Bell, 2004-07

CONSECUTIVE FIELD GOALS MADE

Career	15	Travis Bell, 2004
--------	----	-------------------

FIELD GOAL PERCENTAGE

Season	.882	Travis Bell, 2004 (15-17)
Career	.726	Travis Bell, 2004-07 (61-84)

LONGEST FIELD GOALS

Game	55	David Bell vs. Georgia, 1986
	55	E.O. Wheeler vs. VMI, 1973
	55	Ron Rice vs. Citadel, 1982

MOST PUNTS

Game	21	Hawk Cavette vs. Florida, 1938
Season	88	Jeff Pierce, 1980
Career	252	Jeff Pierce, 1978-81

PUNTING YARDS

Game	553	Rodney Williams vs. Florida State, 1997
Season	3,609	Jeff Pierce, 1980
Career	10,271	Jeff Pierce, 1978-81

PUNTING AVERAGE

Game	60.0	Durant Brooks vs. North Carolina, 2007 (min. 3 punts)
Season	45.64	Rodney Williams, 1997 (min. 35 punts)
Career	45.31	Durant Brooks, 2006-07 (min. 75 punts)

LONGEST PUNT

Game	85	Buck Flowers vs. Davidson, 1920
------	----	---------------------------------

KICKOFF RETURNS

Season	37	Orwin Smith, 2009
Career	94	Drew Hill, 1975-78

KICKOFF RETURN YARDS

Season	888	Orwin Smith, 2009
Career	2,357	Drew Hill, 1975-78

KICKOFF RETURN TOUCHDOWNS

Season	2	Drew Hill, 1978
Career	2	Drew Hill, 1975-78 Gary Lee, 1983-86 Dez White, 1997-99

KICKOFF RETURN AVERAGE

Season	30.0	Drew Hill, 1978 (min. 10 returns)
Career	25.4	Drew Hill, 1975-78 (min. 15 returns)

LONGEST KICKOFF RETURN

Game	102	Dewey Scarboro vs. Georgetown, 1919
------	-----	-------------------------------------

PUNT RETURNS

Game	9	Kelley Rhino vs. The Citadel, 2001
Season	48	Kelley Rhino, 2001 Willie Clay, 1991
Career	112	Kelley Rhino, 1999-02

PUNT RETURN YARDS

Game	149	Gerry Bussell vs. Auburn, 1962
Season	515	Kelley Rhino, 2001
Career	1,135	Kelley Rhino, 1999-02



JEREMY MUYRES

PUNT RETURN TOUCHDOWNS

Season	2	Jerrard Tarrant, 2009
	2	Jonathan Smith, 2003
	2	Charlie Rogers, 1998
	2	Jimmy Brown, 1966
Career	3	Jimmy Brown, 1965-67

PUNT RETURN AVERAGE

Season	22.6	Jimmy Brown, 1965 (min. 10)
Career	15.2	Charlie Rogers, 1995-99 (min. 25)

INTERCEPTIONS

Game	3	Brian Wilkins vs. Florida State, 1996 Ken Swilling vs. Boston College, 1989 Randy Rhino vs. Rice, 1972 Bubba Hoats vs. Georgia, 1969 Bobby Moorhead vs. Auburn, 1952 Howard Ector vs. Vanderbilt, 1937
Season	9	Willie Clay, 1991 Jeff Ford, 1969
Career	16	Willie Clay, 1988-91

INTERCEPTION RETURN YARDS

Game	100	Jeff Ford vs. Notre Dame, 1969
Season	257	Jeff Ford, 1969
Career	320	Jeff Ford, 1969-71

INTERCEPTION RETURNS FOR TOUCHDOWNS

Season	3	Jeff Ford, 1969 (tied NCAA record)
Career	4	Jeff Ford, 1969-71

TACKLES BY A LINEBACKER

Game	28	Eric Wilcox vs. Georgia, 1967
Season	188	Joe Harris, 1974
Career	467	Keith Brooking, 1994-97

TACKLES BY A DOWN LINEMAN

Game	20	John Battle vs. Duke, 1964
Season	112	John Battle, 1965
Career	271	Franklin Brooks, 1952-55

TACKLES BY A DEFENSIVE BACK

Game	19	Danny Rhino vs. Virginia, 1974 Cleve Pounds vs. Auburn, 1984 Cleve Pounds vs. NC State, 1984 Ken Swilling vs. Virginia, 1989
Season	114	Cleve Pounds, 1984
Career	273	Jeremy Muyres, 1999-2002

TACKLES FOR LOSS

Game	7	Pat Swilling vs. NC State, 1985
Season	24	Eric Henderson, 2003
Career	57	Greg Gathers, 1999-02

SACKS

Game	7	Pat Swilling vs. NC State, 1985
Season	15	Pat Swilling, 1985
Career	31	Greg Gathers, 1999-02

13 Consecutive Bowl Appearances ■ 2009 ACC Champions



TRAVIS BELL



RUSHING

CAREER RUSHING LEADERS


Player	Years	Att.	TD	Yards
1. Robert Lavette	1981-84	914	45	4,066
2. Jerry Mays	1985-89	695	18	3,699
3. Eddie Lee Ivery	1975-78	609	22	3,517
4. Tashard Choice	2005-07	675	28	3,365
5. P.J. Daniels	2002-05	707	23	3,346
6. Jonathan Dwyer	2007-09	517	35	3,226
7. Joe Burns	1998-01	614	31	2,634
8. C.J. Williams	1994-96	539	20	2,365
9. David Sims	1974-76	379	21	2,274
10. Joshua Nesbitt	2007-	484	25	2,069
11. William Bell	1989-93	418	14	2,026
12. Leon Hardeman	1951-53	337	22	1,794
13. Ronny Cone	1979-83	381	11	1,777
14. Joe Hamilton	1996-99	501	18	1,758
15. Lenny Snow	1965-67	445	18	1,743
16. Bill Teas	1951-54	294	11	1,689
17. Jimmy Lincoln	1991-94	380	5	1,601
18. Cory Collier	1983-86	357	12	1,590
19. Malcolm King	1984-87	330	17	1,576
20. Bobby North	1947-50	293	10	1,505
21. Reggie Ball	2003-06	495	11	1,451
22. Brent Cunningham	1969-71	346	10	1,446
23. Charles Wiley	1995-98	328	19	1,431
24. Greg Horne	1971-73	370	11	1,425
25. Glenn Turner	1951-53	315	11	1,329
26. Sean Gregory	1998-01	277	16	1,290
27. Charlie Rogers	1995-98	220	5	1,287
28. Phillip Rogers	1995-99	324	15	1,264
29. Rodney Lee	1977-79	245	10	1,250
30. Adrian Rucker	1974-77	223	10	1,162
Bucky Shamburger	1975-78	241	3	1,162
32. Michael Smith	1991-94	249	6	1,083
33. Dorsey Levens	1992-93	169	10	1,036
34. Pat Moriarty	1973-77	240	1	1,007




ROBERT LAVETTE



P.J. DANIELS



BILL TEAS



C.J. WILLIAMS

RUSHING YARDS BY A QB / SEASON

1. Joshua Nesbitt	1,037	2009
2. Joe Hamilton	734	1999
3. Joshua Nesbitt	693	2008
4. Danny Myers	489	1974
5. Joe Hamilton	478	1997
Billy Lothridge	478	1962
7. Danny Myers	432	1975
8. Gary Hardie	429	1977
9. Donnie Davis	390	1995
10. Reggie Ball	384	2003
11. Reggie Ball	381	2005
12. Shawn Jones	361	1991
13. Reggie Ball	354	2006
14. Bucky Shamburger	344	1976
15. Joshua Nesbitt	339	2007
16. Reggie Ball	332	2003

RUSHING YARDS BY A QB / CAREER

1. Joshua Nesbitt	2,069	2007-
2. Joe Hamilton	1,758	1996-99
3. Reggie Ball	1,451	2003-06
4. Danny Myers	921	1973-75
5. Shawn Jones	855	1989-92
6. Donnie Davis	749	1992-95
7. Billy Lothridge	746	1961-63
8. John Dewberry	630	1983-85
9. Kim King	506	1964-66
10. Gary Hardie	478	1976-78
11. Gary Lanier	441	1976-79

RUSHING TDs BY A QB / SEASON

1. Joshua Nesbitt	18	2009
2. Billy Lothridge	9	1962
3. Joshua Nesbitt	7	2008
Shawn Jones	7	1991
Danny Myers	7	1974
Danny Myers	7	1975
7. Shawn Jones	6	1990
Joe Hamilton	6	1999

RUSHING TDs BY A QB / CAREER

1. Joshua Nesbitt	25	2007-
2. Shawn Jones	19	1989-92
3. Joe Hamilton	18	1996-99
4. Billy Lothridge	15	1961-63
5. Danny Myers	14	1973-75
6. Topy Vann	11	1956-57
Reggie Ball	11	2003-06
8. John Dewberry	9	1983-85
9. Gary Lanier	8	1976-79
10. Donnie Davis	7	1992-95
Kim King	7	1964-66
Wade Mitchell	7	1953-56
13. George Godsey	6	1998-01

RUSHING YARDS / SEASON

1. Eddie Lee Ivery	1,562	1978
2. Tashard Choice	1,473	2006
3. P.J. Daniels	1,447	2003
4. Jonathan Dwyer	1,395	2009
Jonathan Dwyer	1,395	2008
6. Tashard Choice	1,379	2007
7. Jerry Mays	1,349	1989
8. Robert Lavette	1,208	1982
9. Robert Lavette	1,189	1984
10. Joe Burns	1,165	2001
11. C.J. Williams	1,138	1995
12. Joshua Nesbitt	1,037	2009
13. Jerry Mays	942	1988
14. P.J. Daniels	930	2005
15. Jimmy Lincoln	913	1991
16. Joe Burns	908	2000
17. Eddie Lee Ivery	900	1977
18. William Bell	891	1990
19. David Sims	881	1974
20. Robert Lavette	866	1981
21. Jerry Mays	842	1986
22. Sean Gregory	837	1999
23. Dorsey Levens	823	1993
24. David Sims	803	1976
Robert Lavette	803	1983

RUSHING ATT EMPTS / SEASON

1. Tashard Choice	297	2006
2. P.J. Daniels	283	2003
3. Joe Burns	282	2001
4. Robert Lavette	280	1982
5. Joshua Nesbitt	279	2009
6. Eddie Lee Ivery	267	1978
7. Tashard Choice	261	2007
8. Robert Lavette	260	1984
9. Jerry Mays	249	1989
10. C.J. Williams	245	1995
11. Jonathan Dwyer	235	2009
12. Joe Burns	220	2000
13. Lenny Snow	202	1966

RUSHING ATT EMPTS / CAREER

1. Robert Lavette	914	1981-84
2. P.J. Daniels	707	2002-05
3. Jerry Mays	695	1985-89
4. Tashard Choice	675	2005-07

5. Joe Burns	614	1998-01
6. Eddie Lee Ivery	609	1975-78
7. C.J. Williams	539	1994-96
8. Jonathan Dwyer	517	2007-09
9. Joe Hamilton	501	1996-99
10. Reggie Ball	495	2003-06
11. Joshua Nesbitt	484	2007-
12. Lenny Snow	445	1965-67
13. William Bell	418	1989-93
14. Shawn Jones	392	1989-92
15. Ronny Cone	381	1979-83
16. Jimmy Lincoln	380	1991-94
17. David Sims	379	1974-76

RUSHING YARDS PER GAME / SEASON

1. Eddie Lee Ivery	142.0	1978
2. Jerry Mays	122.6	1989
3. Tashard Choice	114.9	2007
4. P.J. Daniels	111.3	2003
5. Robert Lavette	109.8	1982
6. Robert Lavette	108.1	1984
7. Jonathan Dwyer	107.3	2008
8. Tashard Choice	105.2	2006

RUSHING TOUCHDOWNS / SEASON

1. Robert Lavette	19	1982
2. Joshua Nesbitt	18	2009
3. Jonathan Dwyer	14	2009
Robert Lavette	14	1984
Joe Burns	14	2001
6. Sean Gregory	13	1999
7. Jonathan Dwyer	12	2008
Tashard Choice	12	2006
Joe Burns	12	2000
C.J. Williams	12	1995
Lenny Snow	12	1966
12. Tony Hollings	11	2002
13. P.J. Daniels	10	2003
Tashard Choice	10	2007

RUSHING TOUCHDOWNS / CAREER

1. Robert Lavette	45	1981-84
2. Jonathan Dwyer	35	2007-09
3. Joe Burns	31	1998-01
4. Tashard Choice	28	2005-07
5. Joshua Nesbitt	25	2007-
6. P.J. Daniels	23	2002-05

7. Eddie Lee Ivery	22	1975-78
Leon Hardeman	22	1951-53
David Sims	21	1974-76
10. C.J. Williams	20	1994-96
11. Shawn Jones	19	1989-92
Charles Wiley	19	1995-98
13. Joe Hamilton	18	1996-99
Jerry Mays	18	1985-89
Lenny Snow	18	1965-67
16. Malcolm King	17	1984-87
17. Sean Gregory	16	1998-01

100-YARD GAMES / SEASON


1. Jonathan Dwyer	9	2008
Tashard Choice	9	2006
3. Tashard Choice	8	2007
Eddie Lee Ivery	8	1978
5. Jonathan Dwyer	7	2009
Robert Lavette	7	1982
Jerry Mays	7	1989
8. C.J. Williams	6	1995
Robert Lavette	6	1984
Joe Burns	6	2001
P.J. Daniels	6	2005
P.J. Daniels	6	2003

100-YARD GAMES / CAREER

1. Robert Lavette	18	1981-84
Tashard Choice	18	2005-07
3. Jonathan Dwyer	17	2007-09
4. P.J. Daniels	16	2002-05
5. Jerry Mays	15	1985-89
6. Eddie Lee Ivery	14	1975-78
7. Joe Burns	11	1998-01
C.J. Williams	10	1994-96
9. David Sims	8	1974-76

CONSECUTIVE 100-YARD GAMES

1. Tashard Choice	9	2006-07
Eddie Lee Ivery	7	1978
3. Jonathan Dwyer	4	2009
Jonathan Dwyer	4	2008
Tony Hollings	4	2002
P.J. Daniels	4	2004-05



EDDIE LEE IVERY

Introduction

2010 Preview

Players

Staff

2009 Review

Records

History



100-YARD RUSHING GAMES


13 Consecutive Bowl Appearances ■ 2009 ACC Champions

Table listing 100-yard rushing games by player and game, including columns for Yds., Player, Game (Attempts), and Yds. Player, Game (Attempts).


Table with two sections: 'MOST 100-YARD GAMES BY TEAM IN A SEASON' and 'NO 100-YARD GAMES IN A SEASON'.

TWO 100-YARD RUSHERS IN A GAME

Table listing two 100-yard rushers in a game, including columns for Player (Yards) and Opponent, Year.



DORSEY LEVENS



JIMMY LINCOLN

Table titled 'TOP RUSHING DUOS IN GEORGIA TECH HISTORY' with columns for Rk., Season, DUO, and Yards.

Table titled 'TOP RUSHING TRIOS IN GEORGIA TECH HISTORY' with columns for Rk., Season, TRIO, and Yards.



PASSING

Introduction

2010 Preview

Players

Staff

2009 Review

Records


History

CAREER PASSING LEADERS

Player	Years	Comp-Att	TD	Yards
1. Joe Hamilton	1996-99	629-1020	65	8,882
2. Shawn Jones	1989-92	652-1217	51	8,441
3. Reggie Ball	2003-06	662-1363	57	8,128
4. George Godsey	1998-01	484-765	41	6,137
5. Mike Kelley	1978-81	391-785	23	5,249
6. John Dewberry	1983-85	310-533	27	4,193
7. Eddie McAshan	1970-72	360-698	32	4,080
8. Donnie Davis	1992-95	270-478	22	3,261
9. Taylor Bennett	2005-07	211-422	13	2,804
10. Kim King	1965-67	243-460	14	2,763
11. Joshua Nesbitt	2007-	134-298	13	2,602
12. A.J. Suggs	2002-03	223-387	14	2,422
13. Billy Lothridge	1961-63	185-372	18	2,394
14. Rick Strom	1983-87	178-356	11	2,199
15. Jim Bob Taylor	1981-82	160-290	4	2,136
16. Tommy Luginbill	1994	182-327	14	2,128
17. Larry Good	1966-68	154-333	12	2,052
18. Jimmy Southard	1946-49	126-230	12	1,994
19. Darrell Crawford	1949-51	155-289	17	1,967
20. Bill Brigman	1951-54	138-263	16	1,940
21. Darrell Gast	1983-87	137-288	13	1,793



JOHN DEWBERRY



EDDIE McASHAN

300-YARD PASSING GAMES

486	George Godsey	vs. Virginia, 2001
454	George Godsey	vs. Clemson, 2000
416	Darrell Gast	vs. Duke, 1987
387	Joe Hamilton	vs. Florida State, 1999
387	Joe Hamilton	vs. Maryland, 1999
371	Eddie McAshan	vs. Rice, 1972
361	Mike Kelley	vs. Navy, 1979
354	George Godsey	vs. Maryland, 2000
341	Joe Hamilton	vs. Georgia, 1999
337	Joe Hamilton	vs. Virginia, 1997
333	George Godsey	vs. Wake Forest, 2000
333	Mike Kelley	vs. Georgia, 1980
326	Taylor Bennett	vs. West Virginia, 2006
324	Joe Hamilton	vs. Duke, 1999
323	George Godsey	vs. Virginia, 2000
322	Joe Hamilton	vs. Clemson, 1999
320	Reggie Ball	vs. North Carolina, 2005
320	George Godsey	vs. Maryland, 2001
319	Kim King	vs. Virginia, 1965
317	Rick Strom	vs. The Citadel, 1987
313	Tommy Luginbill	vs. North Carolina, 1994
310	Tommy Luginbill	vs. Virginia, 1994
309	Taylor Bennett	vs. Maryland, 2007
305	Shawn Jones	vs. Georgia, 1992
304	Frank Broyles	vs. Tulsa, 1945
303	Joe Hamilton	vs. North Carolina, 1998

13.	Rick Strom	356	1983-87
14.	Larry Good	333	1966-68
15.	Tommy Luginbill	327	1994
16.	Todd Rampley	302	1984-88
nr.	Joshua Nesbitt	298	2007-

COMPLETION PERCENTAGE / CAREER

1.	George Godsey	.633	1998-01
2.	Joe Hamilton	.617	1996-99
3.	John Dewberry	.582	1983-85
4.	A.J. Suggs	.576	2002-03
5.	Donnie Davis	.564	1992-95
6.	Tommy Luginbill	.557	1994
7.	Jim Bob Taylor	.551	1981-82
8.	Jim Stevens	.550	1972-73
9.	Jimmy Southard	.547	1947-49
10.	Darrell Crawford	.536	1949-51
	Shawn Jones	.536	1989-92
12.	Stu Rogers	.530	1980-83

TOUCHDOWN PASSES / CAREER

1.	Joe Hamilton	65	1996-99
2.	Reggie Ball	57	2003-06
3.	Shawn Jones	51	1989-92
4.	George Godsey	41	1998-01
5.	Eddie McAshan	32	1970-72
6.	John Dewberry	27	1983-85
7.	Mike Kelley	23	1978-81
8.	Donnie Davis	22	1992-95
9.	Frank Broyles	21	1943-46
10.	Billy Lothridge	18	1961-63
11.	Darrell Crawford	17	1949-51
12.	Bill Brigman	16	1952-54
13.	Tommy Luginbill	14	1994
	Kim King	14	1965-67
	A.J. Suggs	14	2002-03
16.	Joshua Nesbitt	13	2007-

PASS EFFICIENCY / CAREER

Minimum 100 attempts		
1.	Joe Hamilton	148.2 1996-99
2.	George Godsey	143.6 1998-01
3.	Tippy Vann	134.6 1953-56
4.	Jimmy Southard	129.2 1947-49
5.	Shawn Jones	125.6 1989-92
6.	John Dewberry	125.5 1983-85
7.	Joshua Nesbitt	124.7 2007-
8.	Donnie Davis	121.4 1992-95
9.	Pepper Rodgers	118.6 1951-53
10.	Bill Brigman	116.2 1952-54
11.	Darrell Crawford	113.6 1949-51
12.	A.J. Suggs	113.4 2002-03
13.	Jack Williams	110.2 1968-70
14.	Billy Lothridge	110.1 1961-63
15.	Jim Bob Taylor	109.9 1981-82
16.	Rudy Allen	107.9 1974-75

PASSING YARDS / SEASON

1.	George Godsey	3,085	2001
2.	Joe Hamilton	3,060	1999
3.	George Godsey	2,906	2000
4.	Shawn Jones	2,397	1992
5.	Joe Hamilton	2,314	1997
6.	Shawn Jones	2,288	1991
7.	A.J. Suggs	2,242	2002
8.	Joe Hamilton	2,166	1998
9.	Reggie Ball	2,165	2005
10.	Reggie Ball	2,147	2004
11.	Taylor Bennett	2,136	2007
12.	Tommy Luginbill	2,128	1994
13.	Mike Kelley	2,051	1979
14.	Shawn Jones	2,008	1990
15.	Reggie Ball	1,996	1993
16.	John Dewberry	1,846	2004
17.	Jim Bob Taylor	1,839	1982
18.	Reggie Ball	1,820	2006
19.	Eddie McAshan	1,756	1972
20.	Shawn Jones	1,748	1989

PASS COMPLETIONS / SEASON

1.	George Godsey	249	2001
2.	George Godsey	222	2000
3.	A.J. Suggs	208	2002
4.	Joe Hamilton	203	1999
5.	Shawn Jones	190	1992
6.	Reggie Ball	182	2005
	Tommy Luginbill	182	1994
8.	Reggie Ball	181	2003
9.	Shawn Jones	178	1991
10.	Joe Hamilton	173	1997
11.	Reggie Ball	164	2004

PASS ATTEMPTS / SEASON

1.	George Godsey	384	2001
2.	Reggie Ball	379	2005
3.	A.J. Suggs	363	2002
4.	Shawn Jones	362	1992
5.	Reggie Ball	350	2003
6.	George Godsey	349	2000
7.	Shawn Jones	339	1991
8.	Reggie Ball	330	2004
9.	Tommy Luginbill	327	1994
	Taylor Bennett	327	2007
11.	Joe Hamilton	305	1999

TOUCHDOWN PASSES / SEASON

1.	Joe Hamilton	29	1999
2.	George Godsey	23	2000
3.	Reggie Ball	20	2006
4.	George Godsey	18	2001
5.	Joe Hamilton	17	1998
6.	Eddie McAshan	16	1972
	Reggie Ball	16	2004
8.	Shawn Jones	15	1992
	Frank Broyles	15	1944
10.	Tommy Luginbill	14	1994
11.	Shawn Jones	13	1990
12.	Joe Hamilton	12	1997
	Donnie Davis	12	1993
	Shawn Jones	12	1989
	Darrell Crawford	12	1951
	A.J. Suggs	12	2002

PASS EFFICIENCY / SEASON

Minimum 50 attempts		
1.	Joe Hamilton	175.0 1999
2.	George Godsey	151.9 2000

PASS EFFICIENCY / GAME

Player	Opponent	Att-Cmp	Yds	TD	Int	Rating	
1.	George Godsey	Navy, 2001	8-9	158	2	0	309.69
2.	Joshua Nesbitt	Duke, 2009	6-10	195	2	0	289.80
3.	George Godsey	Wake Forest, 2000	16-21	333	4	0	272.25
4.	Joe Hamilton	Florida State, 1999	22-25	387	4	0	270.83
5.	Joshua Nesbitt	Mississippi State, 2009	11-14	266	1	0	261.74
6.	Rick Strom	The Citadel, 1987	11-18	317	3	1	252.93
7.	George Godsey	The Citadel, 2001	14-16	222	2	0	245.30
8.	Jaybo Shaw	Duke, 2008	9-13	230	1	0	243.20
9.	Shawn Jones	Georgia, 1990	15-20	225	4	0	235.50
10.	Joe Hamilton	Maryland, 1997	17-21	265	3	0	234.10
11.	Donnie Davis	Duke, 1993	14-19	280	2	0	232.21
12.	Joshua Nesbitt	Vanderbilt, 2009	6-13	193	2	0	221.63

CONSECUTIVE PASSES WITHOUT AN INTERCEPTION

1.	Joe Hamilton	161	North Carolina, 1997 - Boston College, 1998
2.	George Godsey	132	Duke, 2000 - Georgia, 2000
3.	A.J. Suggs	126	Wake Forest, 2002 - NC State 2002
4.	Shawn Jones	122	Stanford, 1991 - NC State, 1992
5.	George Godsey	120	NC State, 1999 - NC State, 2000
6.	Joe Hamilton	103	Boston College, 1998 - NC State, 1998

3.	Joshua Nesbitt	148.7	2009
4.	Joe Hamilton	146.6	1997
5.	John Dewberry	144.4	1984
6.	Jimmy Southard	143.0	1948
7.	George Godsey	142.1	2001
8.	Joe Hamilton	141.7	1998
9.	Pepper Rodgers	141.3	1953
10.	Darrell Crawford	139.0	1951
11.	Darrell Gast	135.9	1986
12.	Jack Williams	134.9	1970
13.	John Dewberry	133.6	1985
	Shawn Jones	133.6	1990
15.	Tippy Vann	128.1	1956
16.	Donnie Davis	126.0	1993

COMPLETION PERCENTAGE / SEASON

Minimum 50 attempts		
1.	Joe Hamilton (203-305)	.666 1999
2.	George Godsey (249-384)	.648 2001
3.	Joe Hamilton (173-268)	.646 1997
4.	George Godsey (222-349)	.636 2000
5.	John Dewberry (126-206)	.612 1984
6.	Pepper Rodgers (51-85)	.600 1953
7.	Kim King (112-191)	.586 1965
8.	Jim Bob Taylor (135-232)	.582 1982
9.	Shawn Jones (142-245)	.580 1990
10.	Donnie Davis (137-237)	.578 1993

PASS COMPLETIONS / CAREER

1.	Reggie Ball	662	2003-06
2.	Shawn Jones	652	1989-92
3.	Joe Hamilton	629	1996-99
4.	George Godsey	484	1998-01
5.	Mike Kelley	391	1978-81
6.	Eddie McAshan	360	1970-72
7.	John Dewberry	310	1983-85
8.	Donnie Davis	270	1992-95
9.	Kim King	243	1965-67
10.	A.J. Suggs	223	2002-03
11.	Taylor Bennett	211	2005-07
12.	Billy Lothridge	185	1961-63
13.	Tommy Luginbill	182	1994
14.	Rick Strom	178	1983-87
15.	Todd Rampley	166	1984-88
nr.	Joshua Nesbitt	134	2007-

PASS ATTEMPTS / CAREER

1.	Reggie Ball	1,363	2003-06
2.	Shawn Jones	1,217	1989-92
3.	Joe Hamilton	1,020	1996-99
4.	Mike Kelley	785	1978-81
5.	George Godsey	765	1998-01
6.	Eddie McAshan	698	1970-72
7.	John Dewberry	533	1983-85
8.	Donnie Davis	478	1992-95
9.	Kim King	460	1965-67
10.	Taylor Bennett	422	2005-07
11.	A.J. Suggs	387	2002-03
12.	Billy Lothridge	372	1961-63



RECEIVING

CAREER RECEPTIONS LEADERS

Table with columns: Player, Years, Rec., TD, Yards, Avg. Lists top 20 career receiving leaders.



KELLY CAMPBELL



CALVIN JOHNSON

100-YARD RECEIVING GAMES / SEASON

Table with columns: Player, Games, Season. Lists players with 100+ yard receiving games.

RECEIVING YARDS / CAREER

Table with columns: Player, Yards, Season. Lists career receiving yards for top players.

YARDS PER RECEPTION / CAREER

Table with columns: Player, Yards per Reception, Season. Lists yards per reception for top players.

RECEIVING TOUCHDOWNS / CAREER

Table with columns: Player, Touchdowns, Season. Lists career receiving touchdowns for top players.

100-YARD RECEIVING GAMES / CAREER

Table with columns: Player, Games, Season. Lists career 100-yard receiving games for top players.

CONSECUTIVE GAMES WITH A RECEPTION

Table with columns: Player, Games, Season. Lists consecutive games with a reception for top players.

RECEPTIONS / SEASON

Table with columns: Player, Receptions, Season. Lists top 20 players by season receptions.

RECEIVING YARDS / SEASON

Table with columns: Player, Yards, Season. Lists top 20 players by season receiving yards.

YARDS PER RECEPTION / SEASON

Table with columns: Player, Yards per Reception, Season. Lists top 20 players by season yards per reception.

RECEIVING TOUCHDOWNS / SEASON

Table with columns: Player, Touchdowns, Season. Lists top 20 players by season receiving touchdowns.

100-YARD RECEIVING GAMES

Large table listing 100-yard receiving games for 2009 ACC Champions. Columns include Yds., Player, Game (Receptions).

13 Consecutive Bowl Appearances ■ 2009 ACC Champions



OFFENSE/SCORING

CAREER TOTAL OFFENSE LEADERS

Player, Pos.	Years	Plays	Rush	Pass	TDR	Yards
1. Joe Hamilton, QB	1996-99	1,521	1,758	8,882	83	10,640
2. Reggie Ball, QB	2003-06	1,858	1,451	8,128	68	9,579
3. Shawn Jones, QB	1989-92	1,609	855	8,441	70	9,296
4. George Godsey, QB	1998-01	896	-12	6,137	47	6,125
5. Mike Kelley, QB	1978-81	987	-51	5,249	24	5,198
6. John Dewberry, QB	1983-85	805	630	4,193	36	4,823
7. Joshua Nesbitt, QB	2007-	773	2,069	2,602	38	4,671
8. Eddie McAshan, QB	1970-72	913	182	4,080	35	4,262
9. Robert Lavette, RB	1981-84	918	4,066	27	46	4,093
10. Donnie Davis, QB	1992-95	654	749	3,261	29	4,010
11. Jerry Mays, RB	1985-89	701	3,699	58	18	3,757
12. Eddie Lee Ivery, RB	1975-78	617	3,517	53	30	3,570
13. Tashard Choice, RB	2005-07	676	3,365	17	28	3,382
14. P.J. Daniels, RB	2002-05	709	3,346	13	24	3,359
15. Kim King, QB	1965-67	712	506	2,763	21	3,269
16. Jonathan Dwyer, RB	2007-09	517	3,226	0	35	3,226
17. Billy Lothridge, QB	1961-63	670	746	2,394	33	3,140
18. Taylor Bennett, QB	2005-07	477	2804	-27	17	2,777
19. Larry Good, QB	1966-68	504	623	2,052	18	2,675
20. Joe Burns, RB	1998-01	614	2,675	0	31	2,634
21. A.J. Suggs, QB	2002-03	442	26	2,422	14	2,427
22. Rick Strom, QB	1983-87	480	178	2,199	13	2,377

CAREER ALL-PURPOSE YARDS LEADERS

Player	Years	Plays	Rush	Rec.	KOR	PR	TD	Total
1. Robert Lavette	1981-84	1,049	4,066	862	465	0	46	5,393
2. Jerry Mays	1985-89	817	3,699	869	175	0	26	4,743
3. Kelly Campbell	1998-01	267	152	2,907	1,415	0	27	4,472
4. Eddie Lee Ivery	1975-78	653	3,517	406	311	90	24	4,324
5. Jonathan Dwyer	2007-09	554	3,226	263	477	0	36	3,966
6. P.J. Daniels	2002-05	774	3,346	369	234	0	26	3,949
7. Drew Hill	1975-78	201	370	1,080	2,357	4	14	3,815
8. Charlie Rogers	1995-98	368	1,287	657	1,264	485	10	3,693
9. Tashard Choice	2005-07	702	3,365	281	0	0	29	3,646
10. Dez White	1997-99	170	67	1,833	1,701	0	16	3,601
11. Joe Burns	1998-01	698	2,634	681	194	0	34	3,509
12. Kerry Watkins	1999-02	220	182	2,680	481	0	22	3,343
13. Calvin Johnson	2004-06	188	40	2,297	0	0	29	2,967
14. Jonathan Smith	2000-03	251	194	2,238	22	477	15	2,931
15. Harvey Middleton	1994-97	219	12	2,291	200	376	13	2,879
16. C.J. Williams	1994-96	595	2,365	404	73	18	24	2,860
17. Billy Teas	1951-54	357	1,689	314	238	399	12	2,640
18. Cory Collier	1983-86	430	1,590	222	627	75	10	2,514
19. Derrick Steagall	1993-97	150	133	1,639	687	28	9	2,487
20. Demaryius Thomas	2007-09	124	32	2,339	0	0	15	2,371
21. David Sims	1974-76	388	2,274	47	17	0	21	2,338
22. Gary Lee	1983-86	134	47	1,299	874	81	16	2,301
23. William Bell	1989-93	447	2,026	246	0	0	16	2,272
nr. Joshua Nesbitt	2007-	773	2,069	0	0	0	25	2,069

CAREER SCORING LEADERS

Player, Pos.	Years	TD	PAT	2P	FG	TP
1. Luke Manget, K	1999-02	0	160-160	0	54-77	322
2. Travis Bell, K	2004-07	0	138-138	0	61-84	321
3. Scott Sisson, K	1989-92	0	119-121	0	60-88	299
4. Robert Lavette, RB	1981-84	46	0	0	0	276
5. Jonathan Dwyer, RB	2007-09	36	0	1	0	218
6. Joe Burns, RB	1998-01	34	0	1	0	206
7. Billy Lothridge, QB-K	1961-63	15	51-62	0	21-33	204
8. Calvin Johnson, WR	2004-06	29	0	0	0	174
9. David Bell, K	1983-86	0	76-77	0	32-46	172
10. Tashard Choice, RB	2005-07	28	0	0	0	168
Jerry Mays, RB	1985-89	28	0	0	0	168
12. Kelly Campbell, WR	1998-01	27	0	0	0	162
13. Johnny Smith, K	1977-80	0	75-81	0	28-48	159
14. Eddie Lee Ivery, RB	1975-78	26	0	1	0	158
Brad Chambers, K	1995-98	0	77-80	0	27-40	158
16. Scott Blair, K	2007-	0	79-82	0	26-39	157
17. P.J. Daniels, RB	2002-04	26	0	0	0	156
18. Joshua Nesbitt, QB	2007-	25	0	1	0	152
19. Ron Rice, K	1980-83	0	63-65	0	29-53	150
20. C.J. Williams, RB	1994-96	24	0	0	0	144
21. Thomas Palmer, K	1985-88	0	54-57	0	28-45	138
Kerry Watkins, WR	1999-02	22	0	3	0	138
Leon Hardeman, RB	1951-53	22	0	0	0	132
24. Pepper Rodgers, QB-K	1951-53	6	68-82	0	8	128



REGGIE BALL



JOE HAMILTON

TOTAL OFFENSE / SEASON

1. Joe Hamilton	3,794	1999
2. George Godsey	3,040	2001
3. George Godsey	2,945	2000
4. Joe Hamilton	2,792	1997
5. Joshua Nesbitt	2,738	2009
6. Shawn Jones	2,649	1991
7. Reggie Ball	2,546	2005
8. Reggie Ball	2,479	2004
9. Joe Hamilton	2,464	1998
10. Reggie Ball	2,380	2003
11. Shawn Jones	2,285	1990
12. Shawn Jones	2,284	1992
13. A.J. Suggs	2,263	2002
14. John Dewberry	2,175	1984
15. Taylor Bennett	2,123	2007
16. Mike Kelley	2,107	1979
17. Shawn Jones	2,078	1989

ALL-PURPOSE YARDS / SEASON

Player	Plays	Yards	Year
1. Eddie Lee Ivery	291	1,879	1978
2. Jonathan Dwyer	215	1,775	2008
3. Kelly Campbell	89	1,682	2000
4. Dez White	72	1,655	1998
5. Jerry Mays	286	1,624	1989
6. Dez White	84	1,616	1999
7. Tashard Choice	309	1,571	2006
8. Robert Lavette	309	1,570	1982
Kerry Watkins	103	1,570	2002

TDs RESPONSIBLE FOR / SEASON

1. Joe Hamilton	35	1999
2. Joshua Nesbitt	28	2009
3. George Godsey	25	2000
4. Reggie Ball	22	2006
George Godsey	22	2001
6. Joe Hamilton	21	1998
7. Robert Lavette	19	1982
Shawn Jones	19	1990
9. Shawn Jones	18	1991
Shawn Jones	18	1992
Reggie Ball	18	2004
12. Joe Hamilton	17	1997
Eddie McAshan	17	1972

TDs RESPONSIBLE FOR / CAREER

1. Joe Hamilton	83	1996-99
2. Shawn Jones	70	1989-92
3. Reggie Ball	68	2003-06
4. George Godsey	47	1998-01
5. Robert Lavette	46	1981-84
6. Joshua Nesbitt	38	2007-
7. Jonathan Dwyer	37	2007-09
8. John Dewberry	36	1983-85
9. Eddie McAshan	35	1970-72
10. Billy Lothridge	33	1961-63
11. Joe Burns	31	1998-01
12. Darrell Crawford	30	1949-51

TOUCHDOWNS / SEASON

1. Robert Lavette	19	1982
2. Joshua Nesbitt	18	2009
3. Calvin Johnson	15	2006
Joe Burns	15	2001
5. Jonathan Dwyer	14	2009
Robert Lavette	14	1984
7. Jonathan Dwyer	13	2008
Joe Burns	13	2000
Sean Gregory	13	1999
C.J. Williams	13	1995
11. Tashard Choice	12	2006
Kelly Campbell	12	2000
Jerry Mays	12	1989
Lenny Snow	12	1966
15. Kelly Campbell	11	1999
Eddie Lee Ivery	11	1978
Tony Hollings	11	2002
P.J. Daniels	11	2003

POINTS / SEASON

1. Robert Lavette	114	1982
2. Joshua Nesbitt	108	2009
3. Travis Bell	106	2007
4. Luke Manget	97	2001
5. Joe Burns	92	2001
6. Calvin Johnson	90	2006
7. Billy Lothridge	89	1962
8. Scott Blair	87	2009
9. Luke Manget	86	1999
10. Jonathan Dwyer	84	2009
Robert Lavette	84	1984
Scott Sisson	84	1990
13. Brad Chambers	82	1998
14. Jonathan Dwyer	80	2008
15. Dan Burnett	79	2003
Travis Bell	79	2006
17. Joe Burns	78	2000
Sean Gregory	78	1999
C.J. Williams	78	1995
20. Scott Sisson	77	1992
21. Travis Bell	76	2004

TOUCHDOWNS / CAREER

1. Robert Lavette	46	1981-84
2. Jonathan Dwyer	36	2007-09
3. Joe Burns	34	1998-01
4. Calvin Johnson	29	2004-06
5. Tashard Choice	28	2005-07
Jerry Mays	28	1985-89
7. Kelly Campbell	27	1998-01
8. Eddie Lee Ivery	26	1975-78
P.J. Daniels	26	2002-05
10. Joshua Nesbitt	25	2007-
C.J. Williams	24	1994-96
12. Leon Hardeman	22	1951-53
Kerry Watkins	22	1999-00
14. David Sims	21	1974-76
15. Charles Wiley	19	1995-98
Shawn Jones	19	1989-92
Lenny Snow	19	1965-67
18. Joe Hamilton	18	1996-99
Malcolm King	18	1984-87



KICKING/PUNTING

CAREER POINTS-BY-KICKING LEADERS

Player	Years	PAT	FG	TP
1. Luke Manget	1999-02	160-160	54-77	322
2. Travis Bell	2004-07	138-138	61-84	321
3. Scott Sisson	1989-92	119-121	60-88	299
4. David Bell	1983-86	76-77	32-46	172
5. Johnny Smith	1977-80	75-81	28-48	159
6. Brad Chambers	1995-98	77-80	27-40	158
7. Scott Blair	2007-	79-82	26-39	157
8. Ron Rice	1980-83	63-65	29-53	150
9. Thomas Palmer	1985-88	54-57	28-45	138
10. Dave Frakes	1994-97	49-52	26-42	127
11. Billy Lothridge	1961-63	51-62	21-33	114
12. Bunky Henry	1964-66	73-75	10-20	103
13. Cam Bonifay	1971-73	18-20	25-37	93
14. Danny Smith	1974-76	56-59	12-22	92
Pepper Rodgers	1951-53	68-82	*8	92
16. Dan Burnett	2000-03	36-37	17-25	87
17. Tommy Wells	1958-60	32-40	14-29	74
18. Bobby Thigpen	1970-72	56-57	3-4	65
19. Jack Moore	1969-71	31-33	8-15	55
20. Tyler Jarrett	1990-93	27-32	9-15	54
Wade Mitchell	1953-56	54-63	0	54

* Field goal attempts unavailable from these years

CAREER PUNTING LEADERS Minimum 75 Punts

Player	Years	Punts	Yards	Avg.
1. Durant Brooks	2006-07	144	6,525	45.31
2. Rodney Williams	1995-98	178	7,373	41.42
3. Dan Dyke	1999-02	132	5,461	41.37
4. Harper Brown	1975-76	81	3,329	41.10
5. Jason Bender	1991-94	204	8,348	40.92
6. Jeff Pierce	1978-81	252	10,271	40.76
7. Ron Rice	1980-83	105	4,228	40.27
8. Mike Snow	1984-85	116	4,618	39.81
9. Ben Arndt	2004-05	160	6,246	39.00
10. Ted Peebles	1977-80	101	3,903	38.64
11. Tommy Chapman	1967-69	195	7,516	38.54
12. Dave Davis	1951-53	107	4,121	38.51
13. Dick Bowley	1971-73	141	5,423	38.46
14. Jerry Priestley	1963-65	95	3,645	38.37
15. Scott Aldredge	1986-90	102	3,881	38.05
16. Chip Pallman	1968-70	88	3,320	37.73



LUKE MANGET vs. VIRGINIA IN 2002.



DURANT BROOKS vs. ARMY IN 2007.

KICKING POINTS / SEASON

1. Travis Bell	106	2007
2. Luke Manget	97	2001
3. Scott Blair	87	2009
4. Luke Manget	86	1999
5. Scott Sisson	84	1990
6. Brad Chambers	82	1998
7. Dan Burnett	79	2003
8. Scott Sisson	77	1992
9. Travis Bell	76	2004
10. Scott Sisson	75	1989
11. Luke Manget	74	2000
12. David Bell	72	1984

10. Brad Chambers (11-15)	.733	1996
11. David Bell (8-11)	.727	1985

PATS / SEASON

1. Luke Manget	53	1999
2. Brad Chambers	46	1998
3. Scott Blair	45	2009
4. Travis Bell	43	2006
5. Luke Manget	40	2001
6. Scott Sisson	39	1990
Pepper Rodgers	39	1952
8. Luke Manget	38	2000
9. Travis Bell	37	2007
10. Scott Blair	33	2008
David Bell	33	1984
12. Bunky Henry	32	1966
13. David Bell	31	1986
Travis Bell	31	2004

FIELD GOALS / CAREER

1. Travis Bell	61	2004-07
2. Scott Sisson	60	1989-92
3. Luke Manget	54	1999-02
4. David Bell	32	1983-86
5. Ron Rice	29	1980-83
6. Johnny Smith	28	1977-80
Thomas Palmer	28	1985-88
8. Brad Chambers	27	1995-98
9. Scott Blair	26	2007-
Dave Frakes	26	1994-97
11. Cam Bonifay	25	1971-73

FIELD GOAL PERCENTAGE / CAREER

Minimum 20 field goals attempted		
1. Travis Bell (61-84)	.726	2004-07
2. Luke Manget (54-77)	.701	1999-02
3. David Bell (32-46)	.695	1983-86
4. Scott Sisson (60-88)	.681	1989-92
5. Dan Burnett (17-25)	.680	2000-03

6. Cam Bonifay (25-37)	.676	1971-73
7. Brad Chambers (27-40)	.675	1995-98
8. Scott Blair (26-39)	.667	2007-
9. Billy Lothridge (21-33)	.636	1961-63
10. Thomas Palmer (28-45)	.622	1985-88
11. Dave Frakes (26-42)	.619	1994-97
12. Johnny Smith (28-48)	.583	1977-80

PATS / CAREER

1. Luke Manget	160	1999-00
2. Travis Bell	138	2004-07
3. Scott Sisson	119	1989-92
4. Scott Blair	79	2007-
5. Brad Chambers	77	1995-98
6. David Bell	76	1983-86
7. Johnny Smith	75	1977-80
8. Bunky Henry	73	1964-66
9. Pepper Rodgers	68	1951-53
10. Ron Rice	63	1980-83
11. Danny Smith	56	1974-76

FIELD GOALS / SEASON

1. Travis Bell	23	2007
2. Luke Manget	19	2001
Scott Sisson	19	1992
4. Dan Burnett	17	2003
5. Travis Bell	15	2004
Scott Sisson	15	1990
Scott Sisson	15	1989
Thomas Palmer	15	1988
9. Scott Blair	14	2009
10. David Bell	13	1984
11. Scott Blair	12	2008
Six other players	12	

FIELD GOAL PERCENTAGE / SEASON

Minimum 10 field goals attempted		
1. Travis Bell (15-17)	.882	2004
2. David Bell (13-15)	.867	1984
3. Travis Bell (23-28)	.821	2007
4. Dan Burnett (17-21)	.810	2003
5. Cam Bonifay (12-15)	.800	1973
6. Scott Sisson (19-24)	.791	1992
7. Luke Manget (12-16)	.750	2000
Dave Frakes (12-16)	.750	1997
Thomas Palmer (15-20)	.750	1988

Bobby Thigpen	56	1970-72
---------------	----	---------

PUNTS / SEASON

1. Jeff Pierce	88	1980
2. Ben Arndt	87	2005
3. Durant Brooks	79	2006
4. Chip Pallman	77	1970
5. Jeff Pierce	75	1981
6. Ben Arndt	73	2004
7. Tommy Chapman	72	1967
8. Mike Snow	71	1985
9. Dave Davis	66	1951

PUNTS / CAREER

1. Jeff Pierce	252	1978-81
2. Jason Bender	204	1991-94
3. Tommy Chapman	195	1967-69
4. Rodney Williams	178	1995-98
5. Sean McDevitt	176	1986-88
6. Ben Arndt	160	2004-05
7. Billy Lothridge	150	1961-63
8. Durant Brooks	144	2006-07
9. Dick Bowley	141	1971-73
10. Dan Dyke	132	1999-02
11. Gerald Burch	118	1958-60

PUNT YARDAGE / SEASON

1. Jeff Pierce	3,609	1980
2. Durant Brooks	3,596	2006
3. Ben Arndt	3,433	2005
4. Jeff Pierce	3,207	1981
5. Chip Pallman	2,983	1970
6. Durant Brooks	2,929	2007
7. Mike Snow	2,827	1985
8. Ben Arndt	2,813	2004
9. Tommy Chapman	2,764	1967
10. Sean McDevitt	2,527	1987
11. Dave Davis	2,504	1951

PUNT YARDAGE / CAREER

1. Jeff Pierce	10,271	1978-81
2. Jason Bender	8,348	1991-94
3. Tommy Chapman	7,516	1967-69
4. Rodney Williams	7,373	1995-98
5. Sean McDevitt	6,581	1986-88
6. Durant Brooks	6,525	2006-07
7. Ben Arndt	6,246	2003-04
8. Billy Lothridge	5,642	1961-63
9. Dan Dyke	5,461	1999-02
10. Dick Bowley	5,423	1971-73
11. Mike Snow	4,618	1984-85

PUNT AVERAGE / SEASON

Minimum 25 punts		
1. Rodney Williams	45.64	1997
2. Durant Brooks	45.52	2006
3. Jason Bender	45.51	1994
4. Durant Brooks	45.06	2007
5. Dan Dyke	43.80	1999
6. Jeff Pierce	42.86	1981
7. Ron Rice	42.60	1982
8. Rodney Williams	42.52	1998
9. Chris Morehouse	42.30	2002
10. Chandler Anderson	42.29	2009
11. Dan Dyke	41.76	2000

LAST-SECOND FIELD GOALS

Tech 27, North Carolina 25, 2007	Travis Bell 27 FG, 0:15 left
Clemson 47, Tech 44 (ot), 2001	Luke Manget 20 FG, 0:06 left (forced ot)
Tech 51, Georgia 48 (ot), 1999	Luke Manget 38 FG, 1st OT
Tech 31, North Carolina 24 (ot), 1999	Luke Manget 36 FG, 0:05 left (forced ot)
Tech 21, Georgia 19, 1998	Brad Chambers 35 FG, 0:02 left
Tech 23, Clemson 20, 1997	Brad Chambers 20 FG, 1:54 left
Tech 16, NC State 13, 1992	Scott Sisson 29 FG on final play
Tech 19, Furman 17, 1991	Scott Sisson 37 FG, 0:21 left
Tech 24, Virginia 21, 1991	Scott Sisson 33 FG on final play
Tech 13, North Carolina 13, 1990	Scott Sisson 27 FG, 1:01 left
Tech 41, Virginia 38, 1990	Scott Sisson 37 FG, 0:07 left
Tech 6, Virginia Tech 3, 1990	Scott Sisson 38 FG, 0:08 left
Tech 13, Boston College 12, 1989	Scott Sisson 35 FG, 0:42 left
Tech 6, South Carolina 3, 1978	Johnny Smith, 34 FG, 0:57 left
Tech 17, Baylor 14, 1952 Orange Bowl	Pepper Rodgers 6 FG, 2:56 left
Tech 17, Florida 14, 1952	Pepper Rodgers, 6 FG, 6:00 left

13 Consecutive Bowl Appearances ■ 2009 ACC Champions



RETURNS

CAREER KICK RETURN LEADERS Minimum of 25 returns

Player	Years	KOR	Yards	TD	Avg
1. Drew Hill	1975-78	94	2,357	2	25.4
2. Dez White	1997-99	69	1,701	2	24.7
3. Derrick Steagall	1993-97	28	687	0	24.5
4. Orwin Smith	2009-	37	888	0	24.0
Kelly Campbell	1998-01	59	1,415	0	24.0
6. T.J. Edwards	1988-90	35	831	0	23.7
7. Randy Rhino	1972-74	37	870	0	23.5
8. Cory Collier	1983-86	27	627	0	23.2
9. Kevin Tisdell	1989-92	68	1,526	1	22.4
10. Ken Swilling	1988-91	27	602	0	22.3
11. Levon Thomas	2001-04	26	574	0	22.1
12. Lethon Flowers	1991-94	43	938	0	21.8
Charlie Rogers	1995-98	58	1,264	0	21.8
14. Gary Lee	1983-86	42	874	2	20.8
Marlon Hegggs	1979-80	30	623	0	20.8
16. Richard Hills	1985-87	33	681	0	20.6

CAREER PUNT RETURN LEADERS Minimum of 25 returns

Player	Years	PR	Yards	TD	Avg
1. Charlie Rogers	1995-98	32	485	2	15.2
2. Bill Teas	1951-54	29	399	2	13.8
3. Randy Rhino	1972-74	57	749	1	13.1
4. Jimmy Brown	1965-67	55	678	3	12.3
5. Gerry Bussell	1962-64	26	313	1	12.2
Jonathan Smith	2000-03	39	477	2	12.2
7. Joe Cobb	1948-50	23	271	0	11.8
8. Nate Perryman	1993-96	52	603	1	11.6
9. Billy Williamson	1959-61	27	278	0	10.3
Marvious Hester	1999-02	41	421	0	10.3
11. Mike Wysong	1968-70	65	665	0	10.2
12. Jeff Ford	1969-71	39	392	0	10.1
Kelley Rhino	1999-02	112	1,135	0	10.1
14. Riccardo Ingram	1984-87	36	343	0	9.5
15. Tyler Evans	2006-07	50	469	0	9.4
16. Harvey Middleton	1994-97	43	376	0	8.7



DREW HILL vs. GEORGIA IN 1978.



CHARLIE ROGERS vs. NOTRE DAME IN THE 1999 GATOR BOWL.

KICKOFF RETURN AVERAGE / SEASON

Minimum 10 Returns		
1. Drew Hill	30.0	1978
2. Kevin Tisdell	29.5	1991
3. Drew Hill	26.4	1976
4. Dez White	26.2	1998
5. Derrick Steagall	25.8	1993
6. Gene Spiotta	25.2	1969
7. Randy Rhino	25.0	1973
8. Larry Studdard	24.4	1970
9. Kelly Campbell	24.3	2000
10. Charlie Rogers	24.1	1996
11. Orwin Smith	24.0	2009

KICKOFF RETURNS / SEASON

1. Orwin Smith	37	2009
2. T.J. Edwards	35	1989
Kenny Scott	35	2003
4. Drew Hill	32	1977
5. Richard Hills	31	1987
6. Gary Lee	30	1986
7. Dez White	29	1999
8. Kelly Campbell	28	2001
9. Kevin Tisdell	27	1991

KICKOFF RETURN YARDS / SEASON

1. Orwin Smith	888	2009
2. T.J. Edwards	831	1989
3. Kenny Scott	779	2003
4. Drew Hill	754	1977
5. Dez White	689	1999
6. Dez White	682	1998
7. Kelly Campbell	651	2001
8. Kelly Campbell	632	2000
9. Charlie Rogers	626	1996
10. Richard Hills	622	1987
11. Levon Thomas	574	2004

PUNT RETURNS / SEASON

1. Kelley Rhino	48	2001
Willie Clay	48	1991
3. Kelley Rhino	45	2002
4. Tyler Evans	34	2007
5. Jeff Ford	33	1971
6. Jonathan Smith	31	2003

7. Charlie Rogers	30	1998
8. Marvious Hester	29	1999
Mike Wysong	29	1970
Nate Perryman	29	1995

PUNT RETURN YARDS / SEASON

1. Kelley Rhino	515	2001
2. Kelley Rhino	447	2002
3. Randy Rhino	441	1972
4. Willie Clay	431	1991
5. Charlie Rogers	425	1998
6. Jonathan Smith	364	2003
7. Nate Perryman	362	1995
8. Jeff Ford	341	1971
9. Mike Wysong	328	1970
10. Marvious Hester	322	1999

PUNT RETURN AVERAGE / SEASON

Minimum 10 Returns		
1. Jimmy Brown	22.6	1965
2. Randy Rhino	17.6	1972
3. Johnny Menger	17.5	1956
4. Bill Teas	16.9	1953
5. Riccardo Ingram	14.6	1986
6. Jimmy Brown	14.4	1966
7. Charlie Rogers	14.2	1998
8. Jerrard Tarrant	13.4	2009
9. Nate Perryman	12.5	1995
10. Nate Perryman	12.2	1996
11. Jack Westbrook	12.1	1982

KICKOFF RETURNS / CAREER

1. Drew Hill	94	1975-78
2. Dez White	69	1997-99
3. Kevin Tisdell	68	1989-92
4. Kelly Campbell	59	1998-01
5. Charlie Rogers	56	1995-98
6. Jamaal Evans	45	2006-07
7. Lethon Flowers	43	1991-94
8. Gary Lee	42	1983-86
9. Orwin Smith	37	2009-
Randy Rhino	37	1972-74
11. T.J. Edwards	35	1988-90
Gene Spiotta	35	1968-69
Kenny Scott	35	2003-06

KICKOFF RETURN YARDS / CAREER

1. Drew Hill	2,357	1975-78
2. Dez White	1,701	1997-99
3. Kevin Tisdell	1,526	1989-92
4. Kelly Campbell	1,415	1998-01
5. Charlie Rogers	1,264	1995-98
6. Jamaal Evans	975	2006-07
7. Lethon Flowers	938	1991-94
8. Orwin Smith	888	2009-
9. Gary Lee	874	1983-86
10. Randy Rhino	870	1972-74
11. T.J. Edwards	831	1988-90
12. Kenny Scott	779	2003-06

PUNT RETURNS / CAREER

1. Kelley Rhino	112	1999-02
2. Willie Clay	101	1988-91
3. Jack Westbrook	77	1980-83
4. Mike Wysong	65	1968-70
5. Randy Rhino	57	1972-74
6. Jimmy Brown	55	1965-67
7. Nate Perryman	52	1993-96
8. Tyler Evans	50	2006-07
9. Harvey Middleton	43	1994-97
10. Marvious Hester	41	1999-02
11. Jeff Ford	39	1969-71
Don Bessillieu	39	1975-78
Jonathan Smith	39	2000-03

PUNT RETURN YARDS / CAREER


1. Kelley Rhino	1,135	1999-02
2. Randy Rhino	749	1972-74
3. Willie Clay	723	1988-91
4. Jimmy Brown	678	1965-67
5. Mike Wysong	665	1968-70
6. Nate Perryman	603	1993-96
7. Jack Westbrook	519	1980-83
8. Charlie Rogers	485	1995-98
9. Jonathan Smith	477	2000-03
10. Tyler Evans	469	2006-07
11. Marvious Hester	421	1999-02

KICKOFF RETURNS FOR A TOUCHDOWN

100	Dez White vs. Maryland, 1998
95	Dez White vs. Duke, 1997
85	Kevin Tisdell vs. Duke, 1990
99	Gary Lee vs. NC State, 1986
95	Gary Lee vs. Georgia, 1985
97	Drew Hill vs. Auburn, 1978
100	Drew Hill vs. Georgia, 1978
97	Eddie Lee Ivery, 1977
93	Billy Williamson vs. Tennessee, 1960
91	Lester Simerville vs. Tulane, 1957
102	Dewey Scarboro vs. Georgetown, 1919

PUNT RETURNS FOR A TOUCHDOWN

85	Jerrard Tarrant vs. Clemson, 2009
68	Jerrard Tarrant vs. Jacksonville St., 2009
5	Djay Jones vs. Connecticut, 2004 (blk)
80	Jonathan Smith vs. Virginia, 2003
73	Jonathan Smith vs. North Carolina, 2003
18	Nathan Burton vs. BYU, 2003 (blk)
0	Tony Hollings vs. North Carolina, 2000 (blk)
0	Jeremy Muires vs. Wake Forest, 1999 (blk)
54	Charlie Rogers vs. Virginia, 1998
63	Charlie Rogers vs. Wake Forest, 1998
2	Jason Bostic vs. NC State, 1998 (blk)
30	Travares Tillman vs. Clemson, 1997 (blk)
72	Nate Perryman vs. Georgia, 1996
72	Michael Smith vs. Duke, 1992
61	Willie Clay vs. North Carolina, 1991
15	Sammy Lilly vs. Tennessee, 1987 (blk)
9	Reginald Rutland vs. NC State, 1985 (blk)
72	Jack Westbrook vs. Tennessee, 1982
71	Eddie Lee Ivery vs. The Citadel, 1978
96	Randy Rhino vs. South Carolina, 1972
59	Jimmy Brown vs. Auburn, 1966
69	Jimmy Brown vs. Vanderbilt, 1966
86	Bill Eastman vs. Navy, 1965
77	Sammy Burke vs. Navy, 1965
78	Jimmy Brown vs. Vanderbilt, 1965
75	Gerry Bussell vs. Auburn, 1962
74	Frank Nix vs. Tennessee, 1958
87	Johnny Menger vs. Auburn, 1956
48	Paul Rotenberry vs. Miami, 1955
39	Wade Mitchell vs. Florida State, 1955
65	George Volkert vs. Tennessee, 1954
48	Bill Teas vs. Duke, 1953
68	Bill Teas, 1952
60	Ray Beck vs. Duke, 1951 (blk)
35	Marion Akins vs. Duke, 1950



KELLEY RHINO



DEFENSE

CAREER INTERCEPTION LEADERS

Player	Years	Int	TD	Yards
1. Willie Clay	1988-91	16	1	264
2. Morgan Burnett	2007-09	14	1	135
Jeff Ford	1969-71	14	4	320
Randy Rhino	1972-74	14	1	216
5. Bobby Moorhead	1950-52	13	2	202
Wade Mitchell	1953-56	13	1	187
Ken Swilling	1988-91	13	2	239
8. Jeremy Muyres	1999-02	12	0	65
Bill Eastman	1965-67	12	1	216
Lawrence Lowe	1977-80	12	1	118
Ted Thurson	1979-82	12	0	60
12. Bob McCoy	1947-50	11	1	192
George Morris	1950-52	11	0	91
14. Rick Lewis	1969-71	10	0	184
Reginald Rutland	1983-86	10	0	46

SACKS / CAREER

Player	No.	Yds	Years
1. Greg Gathers	31.0	210	1999-02
2. Coleman Rudolph	28.5	200	1989-92
3. Marco Coleman	27.5	162	1989-91
4. Eric Henderson	25.0	183	2002-05
5. Pat Swilling	23.0	194	1982-85
6. Felipe Claybrooks	20.0	156	1997-00
7. Derrick Morgan	19.5	131	2007-09
8. Michael Johnson	19.0	149	2005-08
9. Phillip Wheeler	18.5	136	2003-07
10. Tom Johnson	17.5	102	1990-93
11. Marlon Williams	17.0	131	1990-93
12. Nick Rogers	16.5	121	1998-01
13. Willie Burks	16.0	76	1986-89
14. Jesse Tarplin	14.0	124	1995-98
15. Ralph Hughes	13.5	67	1994-97

TACKLES FOR LOSS / CAREER

Sacks plus other tackles for minus yardage

Player	No.	Yds	Years
1. Eric Henderson	59.5	249	2002-05
2. Greg Gathers	57.0	290	1999-02
3. Coleman Rudolph	52.0	285	1989-92
4. Marco Coleman	50.0	215	1989-91
5. Daryl Smith	48.0	123	2000-03
6. Keyaron Fox	40.0	137	2000-03
7. Gerris Wilkinson	38.0	141	2002-05
8. Pat Swilling	37.0	224	1982-85
9. Felipe Claybrooks	37.0	201	1997-00
10. Phillip Wheeler	34.5	172	2003-07
11. Marlon Williams	33.5	182	1990-93
12. Darryl Richard	32.0	134	2004-08
13. Ricardo Wimbush	32.0	90	1999-02
14. Nick Rogers	31.0	160	1998-01
15. KaMichael Hall	31.0	163	2003-06
16. Michael Johnson	30.5	183	2005-08
17. Adam Oliver	30.5	143	2004-07
18. Derrick Morgan	29.5	154	2007-09
19. Joe Anoai	29.5	126	2003-06
20. Willie Burks	29.0	109	1986-89
21. Vance Walker	26.5	107	2005-08
22. Felipe Claybrooks	26.0	142	1997-00
23. Keith Brooking	25.5	104	1994-97
Ralph Hughes	25.5	103	1994-97

INTERCEPTIONS / SEASON

Player	Int	Season
1. Jeff Ford	9	1969
Willie Clay	9	1991
3. Randy Rhino	8	1972
4. Morgan Burnett	7	2008
Bobby Moorhead	7	1952
6. Ken Swilling	6	1989
Randy Rhino	6	1973
Rick Lewis	6	1970
Bill Eastman	6	1965
Charlie Brannon	6	1952
George Morris	6	1951
Bob McCoy	6	1950

4. Pat Swilling	100	1984
5. John Lagana	94	1967
6. Brad Bourne	92	1972
Don Stephenson	92	1956
8. Kyle Ambrose	91	1986
9. Franklin Brooks	89	1955
10. Pat Swilling	84	1985
11. Don Stephenson	82	1957
12. Marco Coleman	81	1990
13. Paul Jurgensen	77	1986
14. Ken Parker	76	1984
15. Beau Bruce	74	1972
Mike Ashmore	74	1966


TACKLES BY LINEBACKERS / SEASON

Player	No.	Yds	Years
1. John Battle	112	1965	
2. Franklin Brooks	106	1954	
3. Rock Perdoni	105	1969	

1. Joe Harris	188	1974
2. Duane Wood	171	1980
3. Eric Thomas	159	1989
4. Keyaron Fox	155	2003



WILLIE CLAY



GREG GATHERS



ERIC HENDERSON



JAMES BUTLER

5. Rob Horton	150	1981
6. Keith Brooking	147	1996
7. Keith Brooking	146	1995
Jamal Cox	146	1994
9. Ron Rogers	145	1995
Jerrelle Williams	145	1989
Jerrelle Williams	145	1990
12. Calvin Tiggler	134	1990
13. Buck Shiver	133	1968
14. Keith Brooking	131	1997
15. Rob Horton	129	1983

TACKLES BY DEFENSIVE BACKS / SEASON

1. James Butler	119	2003
2. Cleve Pounds	114	1984
3. Cleve Pounds	113	1985
Sammy Brown	113	1982
5. Mike Williams	105	1992
6. Gary Faulkner	102	1971
7. Andre Thomas	100	1988
8. Danny Rhino	99	1974
9. David Hendrix	97	1994
10. Morgan Burnett	93	2008
Ken Swilling	93	1989
Sammy Burke	93	1966
13. Riccardo Ingram	91	1986
James Butler	91	2004
15. Chris Young	89	1999
Bill Kinard	89	1968

SACKS / SEASON

Player	No.	Yds	Years
1. Pat Swilling	15.0	119	1985
2. Coleman Rudolph	13.0	87	1991
Greg Gathers	13.0	89	2000
4. Derrick Morgan	12.5	81	2009
Marco Coleman	12.5	59	1990
6. Eric Henderson	11.0	73	2003
7. Marco Coleman	10.0	62	1991
Felipe Claybrooks	10.0	67	1998
Greg Gathers	10.0	68	2001
10. Coleman Rudolph	9.5	34	1992
11. Michael Johnson	9.0	85	2008
Jesse Tarplin	9.0	82	1998
Nick Rogers	9.0	86	2000

TACKLES FOR LOSS / SEASON

Sacks plus other tackles for minus yardage

Player	No.	Yds	Years
1. Eric Henderson	24.0	91	2003
2. Pat Swilling	21.0	130	1985
Marco Coleman	21.0	90	1991
4. Greg Gathers	20.0	105	2000
Coleman Rudolph	20.0	110	1991
6. Coleman Rudolph	19.5	106	1992
7. Derrick Morgan	18.5	96	2009
Marco Coleman	18.5	76	1990
9. Greg Gathers	18.0	95	2001
Greg Gathers	18.0	90	1999



KEITH BROOKING

TACKLES BY LINEMEN / CAREER

1. Franklin Brooks	271	1952-55
2. Pat Swilling	265	1982-85
3. John Battle	242	1963-65
4. Brad Bourne	241	1970-72
5. Rick Gibney	234	1972-75
6. Coleman Rudolph	220	1989-92
7. Smylie Gebhart	217	1969-71
8. Rock Perdoni	210	1969-70
9. Ralph Hughes	200	1994-97
10. Mark Pike	198	1982-85
11. Willie Burks	194	1986-89
Greg Gathers	194	1999-02
13. Marvin Dyett	188	1978-82
14. Ivery Lee	184	1983-87
15. Red McDaniel	182	1974-75

TACKLES BY LINEBACKERS / CAREER

1. Keith Brooking	467	1994-97
2. Jerrelle Williams	437	1988-91
3. Ron Rogers	435	1994-97
4. Lucius Sanford	433	1974-77
5. Rob Horton	432	1980-83
6. Duane Wood	426	1979-82
7. Ted Roof	417	1982-85
8. Joe Harris	415	1972-74
9. Jamal Cox	397	1991-94
10. Mackel Harris	390	1976-79
11. Daryl Smith	383	2000-03
12. Keyaron Fox	376	2000-03
13. Ricardo Wimbush	375	1999-02
14. Eric Thomas	334	1986-89
15. Buck Shiver	333	1968-70
16. Rodney Wilkerson	315	1991-94
17. Randall Edmunds	285	1965-67
18. Larry Morris	275	1952-54
19. Henry Johnson	270	1976-79
20. Jim Anderson	258	1982-85
Bob Bowen	258	1974-76

TACKLES BY DEFENSIVE BACKS / CAREER

1. Jeremy Muyres	273	1999-02
2. Ken Swilling	267	1988-91
3. Dawan Landry	250	2002-05
4. Mark Sheffield	244	1979-82
5. James Butler	240	2001-04
6. Lethon Flowers	238	1991-94
7. Travares Tillman	236	1996-99
8. Morgan Burnett	235	2007-09
9. Riccardo Ingram	232	1984-87
10. Cleve Pounds	227	1982-85
11. Mike Dee	223	1993-96
12. Mike Wysong	215	1968-70
13. Lawrence Lowe	212	1977-80
14. Andre Thomas	207	1985-88
Anthony Harrison	207	1983-86
16. Ken Taylor	205	1978-80
17. Randy Rhino	203	1971-74

13 Consecutive Bowl Appearances ■ 2009 ACC Champions



YEARLY LEADERS

RUSHING

Year	Player	Att.	Yards	TD
1950	Bobby North	145	663	4
1951	Leon Hardeman	126	647	8
1952	Bill Teas	151	825	6
1953	Bill Teas	111	610	3
1954	Jimmy Thompson	47	442	4
1955	George Volkert	81	583	5
1956	Ken Owen	107	497	2
1957	Lester Simmerville	86	275	1
1958	Floyd Faucette	83	473	1
1959	Floyd Faucette	69	330	3
1960	Chick Granning	82	315	4
1961	Mike McNames	94	350	2
1962	Billy Lothridge	128	478	9
1963	Ray Mendheim	93	427	5
1964	Johnny Gresham	99	437	4
1965	Lenny Snow	125	597	4
1966	Lenny Snow	202	761	12
1967	Lenny Snow	118	385	2
1968	Kenny Bounds	56	188	2
1969	Brent Cunningham	118	459	0
1970	Brent Cunningham	144	740	5
1971	Greg Home	123	500	2
1972	Greg Home	139	558	4
1973	Cleo Johnson	92	451	0
1974	David Sims	144	881	6
1975	David Sims	72	590	6
1976	David Sims	163	803	9
1977	Eddie Lee Ivery	153	900	6
1978	Eddie Lee Ivery	267	1,562	9
1979	Ronny Cone	126	617	4
1980	David Allen	134	466	2
1981	Robert Lavette	188	866	7
1982	Robert Lavette	280	1,208	19
1983	Robert Lavette	186	803	5
1984	Robert Lavette	260	1,189	14
1985	Cory Collier	139	606	2
1986	Jerry Mays	148	842	7
1987	Malcolm King	89	383	5
1988	Jerry Mays	194	942	0
1989	Jerry Mays	249	1,349	8
1990	William Bell	161	891	5
1991	Jimy Lincoln	199	913	2
1992	Michael Smith	74	336	1
1993	Dorsey Levens	114	823	8
1994	C.J. Williams	120	564	1
1995	C.J. Williams	245	1,138	12
1996	C.J. Williams	174	663	7
1997	Charles Wiley	150	567	9
1998	Joe Burns	98	474	5
1999	Sean Gregory	172	837	13
2000	Joe Burns	220	908	12
2001	Joe Burns	282	1,165	14
2002	Tony Hollings	92	633	11
2003	P.J. Daniels	283	1,447	10
2004	P.J. Daniels	154	714	8
2005	P.J. Daniels	198	930	3
2006	Tashard Choice	297	1,473	12
2007	Tashard Choice	261	1,379	10
2008	Jonathan Dwyer	200	1,395	12
2009	Jonathan Dwyer	235	1,395	14

RECEIVING

Year	Player	Rec	Yds	TD
1950	John Weigle	23	368	5
1951	Buck Martin	37	506	8
1952	Buck Martin	28	398	6
1953	Henry Hair	16	187	3
1954	Henry Hair	24	270	4
1955	George Volkert	8	171	1
1956	Stan Flowers	10	141	2
1957	Jerome Green	9	86	1
1958	Ted Smith	9	79	0
1959	Fred Murphy	12	143	1
1959	Taz Anderson	10	89	1
1960	Chick Granning	16	158	1
1961	Billy Williamson	21	221	1
1962	Billy Martin	21	323	4
1963	Billy Martin	19	221	2
1964	Johnny Gresham	22	290	0
1965	Craig Baynham	30	368	7
1966	Steve Almond	24	265	1
1967	John Sias	42	671	4
1968	John Sias	61	902	4
1969	Steve Foster	19	200	1

1970	Larry Studdard	29	355	4
1971	Mike Oven	33	361	1
1972	Jimmy Robinson	48	812	9
1973	Jimmy Robinson	34	597	2
1974	Jimmy Robinson	19	224	2
1975	Steve Raible	13	277	4
1976	John Steele	14	233	1
1977	Drew Hill	7	102	2
1978	Drew Hill	36	708	4
1979	Kris Kennera	25	526	4
	Marlon Heggs	25	397	2
	Leon Chadwick	25	355	3
1980	Marlon Heggs	29	483	1
1981	Robert Lavette	45	307	0
1982	Robert Lavette	25	286	0
1983	Robert Lavette	21	123	1
1984	Ken Whisenhunt	27	517	3
1985	Gary Lee	29	645	6
1986	Gary Lee	24	386	4
1987	Greg Lester	33	593	4
1988	Jerry Mays	46	338	2
1989	Jerry Mays	37	275	4
1990	Emmett Merchant	29	489	3
1991	Greg Lester	35	676	5
1992	Bobby Rodriguez	51	621	2
1993	Omar Cassidy	26	395	2
1994	Charlie Simmons	40	587	6
1995	Harvey Middleton	31	444	3
1996	Harvey Middleton	64	804	3
1997	Harvey Middleton	52	839	7
1998	Dez White	46	973	9
1999	Kelly Campbell	69	1,105	10
2000	Kelly Campbell	59	963	10
2001	Kelly Campbell	56	708	3
2002	Kerry Watkins	71	1,050	5
2003	Jonathan Smith	78	1,138	5
2004	Calvin Johnson	48	837	7
2005	Calvin Johnson	54	888	6
2006	Calvin Johnson	76	1,202	15
2007	Greg Smith	37	588	2
2008	Demaryius Thomas	39	627	3
2009	Demaryius Thomas	46	1,154	8

TOTAL OFFENSE

Year	Player	Plays	Yards
1950	Bobby North	145	663
1951	Darrell Crawford	216	1,194
1952	Bill Teas	152	788
1953	Pepper Rodgers	111	650
1954	Bill Brigman	94	520
1955	George Volkert	87	653
1956	Toppy Vann	136	543
1957	Fred Braselton	177	517
1958	Floyd Faucette	83	473
1959	Fred Braselton	95	396
1960	Stan Gann	138	679
1961	Stan Gann	172	577
1962	Billy Lothridge	284	1,484
1963	Billy Lothridge	270	1,240
1964	Jerry Priestley	112	505
1965	Kim King	322	1,676
1966	Larry Good	145	852
1967	Kim King	199	806
1968	Larry Good	244	1,356
1969	Brent Cunningham	118	459
1970	Eddie McAshan	292	1,209
1971	Eddie McAshan	314	1,290
1972	Eddie McAshan	307	1,763
1973	Jim Stevens	307	1,480
1974	David Sims	144	881
1975	Danny Myers	125	704
1976	David Sims	170	867
1977	Eddie Lee Ivery	155	905
1978	Eddie Lee Ivery	269	1,589
1979	Mike Kelley	399	2,107
1980	Mike Kelley	169	809
1981	Mike Kelley	198	791
1982	Jim Bob Taylor	308	1,831
1983	John Dewberry	202	1,013
1984	John Dewberry	304	2,175
1985	John Dewberry	299	1,635
1986	Rick Strom	240	1,144
1987	Rick Strom	204	1,093
1988	Todd Rampley	298	1,479
1989	Shawn Jones	383	2,078
1990	Shawn Jones	336	2,285


1991	Shawn Jones	453	2,649
1992	Shawn Jones	437	2,284
1993	Donnie Davis	309	2,067
1994	Tommy Luginbill	362	2,040
1995	Donnie Davis	319	1,852
1996	Joe Hamilton	283	1,590
1997	Joe Hamilton	408	2,792
1998	Joe Hamilton	371	2,464
1999	Joe Hamilton	459	3,794
2000	George Godsey	404	2,945
2001	George Godsey	450	3,040
2002	A.J. Suggs	415	2,263
2003	Reggie Ball	489	2,380
2004	Reggie Ball	460	2,479
2005	Reggie Ball	483	2,546
2006	Reggie Ball	426	2,174
2007	Taylor Bennett	371	2,123
2008	Josh Nesbitt	295	1,501
2009	Josh Nesbitt	441	2,738

ALL-PURPOSE YARDS


Year	Player	Plays	Yards
1948	Bob McCoy	54	530
1949	Bobby North	139	822
1950	Bobby North	149	706
1951	Leon Hardeman	144	851
1952	Billy Teas	180	1,195
1953	Billy Teas	137	1,061
1954	Jimmy Thompson	53	519
1955	George Volkert	97	877
1956	Ken Owen	116	773
1957	Lester Simmerville	95	584
1958	Floyd Faucette	99	659
1959	Taz Anderson	85	550
1960	Billy Williamson	93	798
1961	Billy Williamson	101	745
1962	Joe Auer	68	512
1963	Joe Auer	82	552
1964	Johnny Gresham	136	980
1965	Lenny Snow	150	901
1966	Lenny Snow	216	889
1967	John Sias	54	752
1968	John Sias	65	922
1969	Gene Spiotta	108	703
1970	Brent Cunningham	164	990
1971	Brent Cunningham	115	610
1972	Jimmy Robinson	51	828
1973	Jimmy Robinson	57	742
1974	David Sims	151	913
1975	Drew Hill	55	754
1976	Eddie Lee Ivery	151	844
1977	Eddie Lee Ivery	160	1,101
1978	Eddie Lee Ivery	291	1,879
1979	Marlon Heggs	45	813
1980	Marlon Heggs	41	691
1981	Robert Lavette	250	1,562
1982	Robert Lavette	309	1,570
1983	Robert Lavette	207	926
1984	Robert Lavette	283	1,335
1985	Gary Lee	53	975
1986	Jerry Mays	173	1,044
1987	Richard Hills	139	1,079
1988	Jerry Mays	240	1,280
1989	Jerry Mays	286	1,624
1990	William Bell	174	1,050
1991	Jimy Lincoln	217	1,036
1992	Jason McGill	37	663
1993	Dorsey Levens	131	1,163
1994	C.J. Williams	135	716
1995	C.J. Williams	271	1,331
1996	Charlie Rogers	160	1,477
1997	Harvey Middleton	76	1,031
1998	Dez White	72	1,655
1999	Dez White	84	1,616
2000	Kelly Campbell	89	1,682
2001	Joe Burns	312	1,457
2002	Kerry Watkins	103	1,570
2003	Jonathan Smith	125	1,569
2004	Levon Thomas	60	1,088
2005	P.J. Daniels	219	1,104
2006	Tashard Choice	309	1,571
2007	Tashard Choice	276	1,486
2008	Jonathan Dwyer	216	1,775
2009	Jonathan Dwyer	240	1,432



SHAWN JONES



ROBERT LAVETTE



BUCK MARTIN



YEARLY LEADERS

13 Consecutive Bowl Appearances ■ 2009 ACC Champions

PASSING

Table with columns: Year, Player, Cmp-Att, Yds, TD, Int. Lists passing leaders from 1950 to 2009.

SCORING

Table with columns: Year, Player, TD, XP, 2P, FG, TP. Lists scoring leaders from 1950 to 1969.

Table with columns: Year, Player, Yds, TD, Avg. Lists passing leaders from 1970 to 2009.

PUNT RETURNS

Table with columns: Year, Player, No., Yds, TD, Avg. Lists punt return leaders from 1950 to 1990.


Table with columns: Year, Player, Yds, TD, Avg. Lists passing leaders from 1991 to 2009.

KICKOFF RETURNS

Table with columns: Year, Player, No., Yds, TD, Avg. Lists kickoff return leaders from 1950 to 2009.



YEARLY LEADERS



MORGAN BURNETT LED TECH IN INTERCEPTIONS IN 2007-08-09.

INTERCEPTIONS

Year	Player, Pos.	Int	Yds	TD
1948	Bob McCoy, DB	3	33	0
1949	Powell Sheffer, DB	5	47	0
1950	Bob McCoy, DB	6	124	1
1951	George Morris, LB	6	34	0
1952	Bobby Moorhead, DB	7	165	2
1953	Joe Hall, DB	4	68	0
	Wade Mitchell, DB	4	34	0
1954	Wade Mitchell, DB	3	94	0
1955	Johnny Menger, DB	4	54	1
1956	Wade Mitchell, DB	3	18	0
1957	Seven players tied	1	42	0
1958	Fred Braselton, DB	2	38	0
	Maxie Baughan, LB	2	15	0
	Marvin Tibbetts, DB	2	13	0
1959	Billy Williamson, DB	3	19	0
1960	Walter Howard, DB	4	14	0
1961	Tom Winingder, DB	3	35	0
1962	Mike McNames, DB	4	65	0
1963	Nine players tied	1	40	0
1964	Gerry Bussell, DB	3	124	1
	Tom Bleick, DB	3	23	0
1965	Bill Eastman, DB	6	83	0
1966	Bill Eastman, DB	4	125	1
1967	Bill Kinard, DB	4	20	0
1968	Bill Kinard, DB	3	29	0
1969	Jeff Ford, DB	9	257	3
1970	Rick Lewis, DB	6	116	2
1971	Dave Beavin, DB	3	30	0
1972	Randy Rhino, DB	8	171	1
1973	Randy Rhino, DB	6	45	0
1974	Danny Rhino, DB	3	7	0
1975	Steve Crawford, DB	2	67	0
	Don Bessillieu, DB	2	26	0
	Gil Kyle, DB	2	25	0
	Danny Rhino, DB	2	11	0
1976	Eddie Porter, DB	4	46	0
1977	Reggie Wilkes, DE	3	14	0
1978	Lawrence Lowe, DB	5	41	0
1979	Robert Newman, DB	3	25	0
1980	Ted Thurson, DB	4	0	0
1981	Ted Thurson, DB	4	38	0
1982	Ted Thurson, DB	4	24	0
1983	Jack Westbrook, DB	4	37	1
1984	Mike Travis, DB	3	46	0
1985	Sammy Lilly, DB	4	46	0
1986	Reginald Rutland, DB	5	43	0

1987	Cedric Stallworth, DB	4	8	0
1988	Andre Thomas, DB	3	61	1
	George Malone, OLB	3	53	1
	Gerald Chamblin, LB	3	41	0
	Cedric Stallworth, DB	3	16	0
1989	Ken Swilling, DB	6	200	2
1990	Ken Swilling, DB	5	34	0
1991	Willie Clay, CB	9	66	1
1992	Marcus Coleman, CB	3	34	0
	Marlon Williams, OLB	3	28	0
1993	Marcus Coleman, CB	2	17	0
	Mike Williams, CB	2	4	0
1994	Mike Dee, FS	3	72	0
1995	Nathan Perryman, CB	3	27	0
	Ryan Stewart, SS	3	62	1
1996	Brian Wilkins, FS	4	0	0
1997	Brian Wilkins, FS	4	36	0
	Travares Tillman, SS	4	32	0
1998	Jamara Clark, CB	3	41	0
1999	Marvious Hester, CB	2	8	0
2000	Jeremy Muyres, FS	4	26	0
2001	Jeremy Muyres, FS	3	2	0
	Marvious Hester, CB	3	10	0
2002	Jeremy Muyres, FS	5	37	0
2003	James Butler, FS	5	18	0
2004	Reuben Houston, CB	3	16	0
2005	Dawan Landry, FS	4	12	0
	Philip Wheeler, LB	4	18	0
2006	Djay Jones, FS	4	29	1
2007	Morgan Burnett, S	3	0	0
2008	Morgan Burnett, S	7	95	1
2009	Morgan Burnett, S	4	40	0

KICKING

Year	Player	PAT	FG	TP
1949	Bobby North	14	1	17
1950	Jim Patton	17-24	1-1	20
1951	Pepper Rodgers	16-19	2-3	22
	Glenn Turner	17-23	0-0	35
1952	Pepper Rodgers	39-44	5-5	54
1953	Pepper Rodgers	13-19	1-1	16
1954	Wade Mitchell	14-16	0	14
1955	Wade Mitchell	16-19	0	16
1956	Wade Mitchell	18-21	0	18
1957	Fred Braselton	3-5	0	3
	Cal James	3-5	0	3
	Urban Henry	0-1	1	3
1958	Tommy Wells	7-10	4-10	19
1959	Tommy Wells	15-16	2-5	21
1960	Tommy Wells	10-14	8-14	34
1961	Billy Lothridge	16-19	4-6	28
1962	Billy Lothridge	20-24	5-10	35
1963	Billy Lothridge	15-19	12-17	51
1964	Bunky Henry	14-14	0-2	14
	Jack Clark	2-2	3-6	11
1965	Bunky Henry	27-29	5-8	42
1966	Bunky Henry	32-32	5-10	47
1967	Tom Carmichael	12-13	7-10	33
1968	Johnny Duncan	13-15	3-7	22
1969	Jack Moore	12-12	3-6	21
1970	Jack Moore	19-21	5-9	34
1971	Cam Bonifay	0-0	9-13	27
	Bobby Thigpen	20-20	0-0	20
1972	Bobby Thigpen	30-31	3-4	39
	Cam Bonifay	0-0	4-9	12
1973	Cam Bonifay	18-20	12-15	54
1974	Danny Smith	27-29	6-11	45
1975	Don Bessillieu	22-26	5-8	37
1976	Danny Smith	27-28	6-11	45
1977	Johnny Smith	25-28	7-13	46
1978	Johnny Smith	26-27	9-13	53
1979	Johnny Smith	17-17	7-15	38
1980	Johnny Smith	7-9	5-5	22
1981	Ron Rice	13-15	5-11	28
1982	Ron Rice	25-25	12-21	61
1983	Ron Rice	25-25	9-15	52
1984	David Bell	33-33	13-15	72
1985	David Bell	12-13	8-11	36
	Thomas Palmer	14-14	5-11	29
1986	David Bell	31-31	11-20	64
1987	Thomas Palmer	20-23	7-13	41
1988	Thomas Palmer	19-19	15-20	64
1989	Scott Sisson	30-30	15-24	75
1990	Scott Sisson	39-39	15-23	84
1991	Scott Sisson	30-31	11-17	63
1992	Scott Sisson	20-21	19-24	77

1993	Tyler Jarrett	27-32	9-15	54
1994	Chris Leone	17-17	9-16	44
1995	Dave Frakes	16-18	10-15	46
1996	Brad Chambers	16-16	11-15	49
	Dave Frakes	7-7	4-11	19
1997	Dave Frakes	25-25	12-16	61
	Brad Chambers	6-6	4-4	18
1998	Brad Chambers	46-47	12-20	82
1999	Luke Manget	53-53	11-16	86
2000	Luke Manget	38-38	12-16	74
2001	Luke Manget	40-40	19-28	97
2002	Luke Manget	29-29	12-17	65
2003	Dan Burnett	28-29	17-21	79
2004	Travis Bell	31-31	15-17	76
2005	Travis Bell	27-27	11-21	60
2006	Travis Bell	43-43	12-18	79
2007	Travis Bell	37-37	23-28	106
2008	Scott Blair	33-35	12-19	69
2009	Scott Blair	45-46	14-20	87

PUNTING

Year	Player	Punts	Yards	Avg.
1950	Bob Robinson	51	1,904	37.3
1951	Dave Davis	66	2,504	37.9
1952	Dave Davis	62	2,458	39.6
1953	Dave Davis	45	1,663	37.0
1954	Johnny Menger	30	1,105	36.8
1955	Johnny Menger	23	806	35.0
1956	Ken Owen	32	1,270	39.7
1957	Jerry Nabors	30	958	31.9
1958	Gerald Burch	43	1,625	37.8
1959	Gerald Burch	53	2,022	38.2
1960	Don Coker	31	1,101	35.5
1961	Billy Lothridge	50	1,653	33.1
1962	Billy Lothridge	54	2,102	38.9
1963	Billy Lothridge	46	1,887	41.0
1964	Jerry Priestley	48	1,776	37.0
1965	Jerry Priestley	47	1,869	39.8
1966	Charlie Mason	39	1,535	39.4
1967	Tommy Chapman	72	2,764	38.4
1968	Tommy Chapman	61	2,397	39.3
1969	Tommy Chapman	62	2,355	38.0
1970	Chip Pallman	77	2,983	38.7
1971	Dick Bowley	49	1,843	37.6
1972	Dick Bowley	41	1,532	37.3
1973	Dick Bowley	51	2,048	40.2
1974	Mike Johnson	25	950	38.0
1975	Harper Brown	38	1,562	41.1
1976	Harper Brown	43	1,767	41.1
1977	Ted Peeples	57	2,247	39.4
1978	Jeff Pierce	58	2,247	38.7
1979	Ted Peeples	37	1,416	38.3
1980	Jeff Pierce	88	3,609	41.0
1981	Jeff Pierce	75	3,207	42.8
1982	Ron Rice	42	1,789	42.6
1983	Ron Rice	63	2,439	38.7
1984	Mike Snow	45	1,791	39.8
1985	Mike Snow	71	2,827	39.8
1986	Sean McDevitt	48	1,772	36.9
1987	Sean McDevitt	64	2,527	39.5
1988	Sean McDevitt	64	2,282	35.7
1989	Scott Aldredge	49	1,939	39.6
1990	Scott Aldredge	53	1,942	36.6
1991	Jason Bender	45	1,780	39.6
1992	Jason Bender	58	2,228	38.4
1993	Jason Bender	46	1,837	39.9
1994	Jason Bender	55	2,503	45.5
1995	Rodney Williams	28	1,068	38.1
	Keith Weaver	31	1,128	36.4
1996	Rodney Williams	53	2,034	38.4
1997	Rodney Williams	47	2,145	45.6
1998	Rodney Williams	50	2,126	42.5
1999	Dan Dyke	30	1,314	43.8
2000	Dan Dyke	34	1,420	41.8
2001	Dan Dyke	29	1,196	41.2
	Chris Morehouse	13	538	41.4
2002	Dan Dyke	39	1,531	39.3
	Chris Morehouse	33	1,396	42.3
2003	Hal Higgins	43	1,587	36.9
	Andy Thomson	24	954	39.8
2004	Ben Arndt	73	2,813	38.5
2005	Ben Arndt	87	3,433	39.5
2006	Durant Brooks	79	3,596	45.52
2007	Durant Brooks	65	2,929	45.06
2008	Scott Blair	41	1,595	38.9
2009	Chandler Anderson	37	1,565	42.3

Introduction

2010 Preview

Players

Staff

2009 Review

Records

History



INDIVIDUAL SINGLE-GAME

13 Consecutive Bowl Appearances ■ 2009 ACC Champions

RUSHING YARDS

Yds	Player	Opponent, Year
356	Eddie Lee Ivery	Air Force, 1978
307	P.J. Daniels	Tulsa, 2003
240	P.J. Daniels	North Carolina, 2003
229	Jimmy Lincoln	Virginia, 1991
217	Brent Cunningham	Clemson, 1970
214	Roddy Jones	Georgia, 2008
207	Jerry Mays	Georgia, 1989
206	C.J. Williams	Wake Forest, 1994
206	Jerry Mays	Western Carolina, 1985
204	Tashard Choice	Miami, 2007

RUSHING ATTEMPTS

Att	Player	Opponent, Year
39	Jerry Mays	Georgia, 1989
39	Robert Lavette	Tennessee, 1982
38	Robert Lavette	Georgia, 1982
37	Tashard Choice	Miami, 2007
36	P.J. Daniels	North Carolina, 2003
36	Tony Hollings	BYU, 2002
36	Robert Lavette	Virginia, 1984
35	C.J. Williams	Duke, 1995
34	Tashard Choice	NC State, 2006
34	Joe Burns	Syracuse, 2001
34	Joe Burns	NC State, 2001
34	Joe Burns	North Carolina, 2001

RUSHING YARDS BY A QUARTERBACK

Yds (Att.)	Player	Opponent, Year
151 (28)	Josh Nesbitt	Virginia Tech, 2008
140 (27)	Josh Nesbitt	Florida State, 2009
130 (16)	Reggie Ball	Troy, 2006
122 (23)	Josh Nesbitt	Virginia Tech, 2009
122 (8)	Gary Hardie	Tulane, 1977
108 (15)	Danny Myers	South Carolina, 1974
104 (19)	Danny Myers	Tulane, 1975
103 (22)	Josh Nesbitt	^Clemson, 2009
103 (10)	Reggie Ball	Vanderbilt, 2003
103 (12)	Donnie Davis	Duke, 1995
101 (10)	John Dewberry	Clemson, 1989
100 (12)	Joe Hamilton	UCF, 1999
^ACC Championship Game		

PASSING YARDS

Yds	Player	Opponent, Year
486	George Godsey	Virginia, 2001
454	George Godsey	Clemson, 2000
416	Darrell Gast	Duke, 1987
387	Joe Hamilton	Florida State, 1999
387	Joe Hamilton	Maryland, 1999
371	Eddie McAshan	Rice, 1972
361	Mike Kelley	Navy, 1979
354	George Godsey	Maryland, 2000
341	Joe Hamilton	Georgia, 1999
337	Joe Hamilton	Virginia, 1997

PASSING ATTEMPTS

Att	Player	Opponent, Year
61	Larry Good	Tennessee, 1968
57	George Godsey	Clemson, 2000
55	George Godsey	Virginia, 2001
53	Reggie Ball	NC State, 2005



GEORGE GODSEY

49	Darrell Gast	Duke, 1987
47	Tommy Luginbill	Florida State, 1994
47	Reggie Ball	Duke, 2003
47	Reggie Ball	UNC, 2005
46	Shawn Jones	Georgia, 1992
46	Todd Rampley	Wake Forest, 1988
46	Mike Kelley	Georgia, 1980
45	A.J. Suggs	Maryland, 2002
45	George Godsey	Maryland, 2001
45	Tommy Luginbill	Virginia, 1994

PASS COMPLETIONS

Com	Player	Opponent, Year
39	George Godsey	Virginia, 2001
35	George Godsey	Clemson, 2000
29	George Godsey	Virginia, 2000
28	A.J. Suggs	Maryland, 2002
28	Todd Rampley	Wake Forest, 1988
27	Reggie Ball	Duke, 2003
27	Mike Kelley	Georgia, 1980
26	A.J. Suggs	Virginia, 2002
26	George Godsey	Maryland, 2001
26	Shawn Jones	Georgia, 1992

COMPLETION PERCENTAGE (Minimum 15 attempts)

Pct	Player (Com-Att)	Opponent, Year
.880	Joe Hamilton (22-25)	Florida State, 1999
.875	George Godsey (14-16)	Citadel, 2001
.810	Joe Hamilton (17-21)	Maryland, 1997
.808	Joe Hamilton (21-26)	Virginia, 1997
.789	Joe Hamilton (15-19)	Duke, 1996
.784	George Godsey (29-37)	Virginia, 2000
.762	George Godsey (16-21)	Wake Forest, 2000
.750	Shawn Jones (15-20)	Georgia, 1990
.741	George Godsey (20-27)	Wake Forest, 2001
.739	Donnie Davis (17-23)	Maryland, 1995

RECEPTIONS

Rec	Player	Opponent, Year
14	Kelly Campbell	Clemson, 2000
14	Robert Lavette	Notre Dame, 1981
14	Steve Harkey	South Carolina, 1970
14	John Sias	Navy, 1968
13	Will Glover	Virginia, 2001
11	Kelly Campbell	vs. Duke, 1999
10	Calvin Johnson	Maryland, 2006
10	Calvin Johnson	NC State, 2005
10	Kelly Campbell	Syracuse, 2001
10	Kelly Campbell	Stanford, 2001
10	Jerry Mays	Wake Forest, 1988
10	Buck Martin	Auburn, 1951

RECEIVING YARDS

Yds	Player	Opponent, Year
243	Dez White	Virginia, 1998
230	Demaryius Thomas	Duke, 2008
223	Derrick Steagall	Virginia, 1997
215	Dez White	Maryland, 1999
209	Kelly Campbell	Clemson, 2000
203	Kelly Campbell	North Carolina, 1999
203	Kris Kentera	Navy, 1979
202	Buck Martin	Auburn, 1951
198	John Sias	Navy, 1968
194	Jonathan Smith	Wake Forest, 2003

TOTAL OFFENSE

Yds	Player	Opponent, Year
477	George Godsey	Virginia, 2001
474	Joe Hamilton	Maryland, 1999
450	George Godsey	Clemson, 2000
435	Joe Hamilton	Georgia, 1999
412	Darrell Gast	Duke, 1987
410	Joe Hamilton	Clemson, 1999
405	Joe Hamilton	Florida State, 1999
387	Joe Hamilton	Duke, 1999
376	Mike Kelley	Navy, 1979
368	Joe Hamilton	Virginia, 1997
367	Reggie Ball	NC State, 2005
365	Eddie McAshan	Rice, 1972
364	Joe Hamilton	NC State, 1997
362	Joe Hamilton	North Carolina, 1998
357	George Godsey	Maryland, 2000
356	Joe Hamilton	West Virginia, 1997
356	Eddie Lee Ivery	Air Force, 1978

350	Joe Hamilton	North Carolina (OT), 1999
348	Joe Hamilton	Maryland, 1997
340	Reggie Ball	North Carolina, 2005

ALL-PURPOSE YARDS

Yds	Player	Opponent, Year
367	Eddie Lee Ivery	Air Force, 1978
312	Roddy Jones	Georgia, 2008
310	Dez White	Virginia, 1998
307	P.J. Daniels	Tulsa, 2003
270	Brent Cunningham	Clemson, 1970
268	Charlie Rogers	UCF, 1996
251	Jerry Mays	Western Carolina, 1985
248	Kelly Campbell	Clemson, 2000
248	P.J. Daniels	North Carolina, 2003
240	Robert Lavette	Navy, 1981

TOUCHDOWN PASSES

Tds	Player	Opponent, Year
5	Joe Hamilton	Clemson, 1999
5	Eddie McAshan	Rice, 1972
4	Reggie Ball	NC State, 2006
4	Reggie Ball	Clemson, 2004
4	George Godsey	Wake Forest, 2000
4	Joe Hamilton	Florida State, 1999
4	Joe Hamilton	Georgia, 1999
4	Tommy Luginbill	Western Carolina, 1994
4	Shawn Jones	Georgia, 1990
4	Shawn Jones	Maryland, 1989
4	Darrell Crawford	Auburn, 1951
4	Frank Broyles	Tulane, 1944
4	Eddie Prokop	Tulane, 1943

TOUCHDOWN RECEPTIONS

Tds	Player	Opponent, Year
4	Buck Martin	Auburn, 1951
3	Calvin Johnson	Clemson, 2004
3	Dez White	Virginia, 1998
3	Jason McGill	Maryland, 1992
3	Kris Kentera	Navy, 1979
3	Craig Baynham	Duke, 1965

TOUCHDOWN RESPONSIBLE FOR

TD (R/P)	Player	Opponent, Year
5 (0/5)	Joe Hamilton	Clemson, 1999
5 (1/4)	Joe Hamilton	Florida State, 1999
5 (0/5)	Eddie McAshan	Rice, 1972
4 (2/2)	Josh Nesbitt	Vanderbilt, 2009
4 (3/1)	Josh Nesbitt	Florida State, 2009
4 (0/4)	Reggie Ball	NC State, 2006
4 (0/4)	Reggie Ball	Clemson, 2004
4 (0/4)	P.J. Daniels	Tulsa, 2003
4 (0/4)	Tony Hollings	Connecticut, 2002
4 (0/4)	George Godsey	Wake Forest, 2000
4 (1/3)	Joe Hamilton	Maryland, 1999
4 (0/4)	Joe Hamilton	Georgia, 1999
4 (0/4)	Tommy Luginbill	Western Carolina, 1994
4 (0/4)	Shawn Jones	Georgia, 1990
4 (0/4)	Shawn Jones	Maryland, 1989
4 (0/4)	Jerry Mays	NC State, 1986
4 (4/0)	Robert Lavette	Virginia, 1982
4 (4/0)	George Maloof	Georgia, 1951
4 (4/0)	Darrell Crawford	Auburn, 1951
4 (0/4)	Frank Broyles	Tulane, 1944
4 (0/4)	Eddie Prokop	Tulane, 1943

FIELD GOALS

FG	Player	Opponent, Year
5	Ron Rice	The Citadel, 1982
4	Scott Blair	^Clemson, 2009
4	Travis Bell	Notre Dame, 2007
4	Luke Manget	Clemson, 2001
4	Scott Sisson	Florida State, 1992
4	Cam Bonifay	Navy, 1973
^ACC Championship Game		

FIELD GOAL ATTEMPTS

FGA	Player	Opponent, Year
7	Luke Manget (2-7)	NC State, 2001
5	Travis Bell (4-5)	Notre Dame, 2007
5	Brad Chambers (1-5)	Maryland, 1998
5	Ron Rice (5-5)	Citadel, 1982
5	Tommy Wells	Duke, 1958
5	Dave Frakes (3-5)	Wake Forest, 1996
5	Tyler Jarrett	Clemson, 1993

PATs

PAT	Player (Made-Att)	Opponent, Year
10	Luke Manget (10-10)	Navy, 2001
9	Brad Chambers (9-9)	Wake Forest, 1998
8	Scott Blair (8-8)	Vanderbilt, 2009
8	Travis Bell (8-8)	Samford, 2007
8	David Bell (8-8)	NC State, 1986

PUNTS

Punts	Player (Made-Att)	Opponent, Year
21	Hawk Cavette	Florida, 1938
12	Rodney Williams	Florida State, 1997
12	Sean McDevitt	Clemson, 1987
12	Chip Pallman	Notre Dame, 1970
11	Ben Amdt	Virginia Tech, 2005
11	Jeff Pierce	North Carolina, 1980
11	Harper Brown	Notre Dame, 1975
11	Tommy Chapman	Clemson, 1967
10	Most recent,	
	Durant Brooks	Boston College, 2007

PUNT YARDAGE

Yds	Player	Opponent, Year
553	Rodney Williams	Florida State, 1997
505	Sean McDevitt	Clemson, 1987
464	Ben Amdt	Virginia Tech, 2005
454	Ron Rice	Auburn, 1982
453	Durant Brooks	Boston College, 2007
443	Chip Pallman	Notre Dame, 1970
440	Jeff Pierce	North Carolina, 1980
434	Jeff Pierce	Notre Dame, 1981
420	Ben Amdt	Clemson, 2004
412	Harper Brown	Notre Dame, 1975
411	Jeff Pierce	Florida, 1980
408	Jeff Pierce	Notre Dame, 1980

PUNTING AVERAGE (Minimum 3 Punts)

Avg (No.)	Player	Opponent, Year
60.0 (4)	Durant Brooks	North Carolina, 2007
53.3 (3)	Rodney Williams	Duke, 1997
52.7 (6)	Rodney Williams	NC State, 1997
52.0 (3)	Jason Bender	NC State, 1994
51.8 (6)	Rodney Williams	Florida State, 1998
51.7 (3)	Chandler Anderson	Duke, 2009
50.8 (6)	Durant Brooks	Miami, 2006
50.7 (3)	Harper Brown	Georgia, 1967
50.7 (3)	Harper Brown	Miami, 1975
50.3 (3)	Dan Dyke	Duke, 2000
50.3 (4)	Rodney Williams	Georgia, 1995
50.0 (5)	Durant Brooks	Wake Forest, 2006

KICKOFF RETURNS

Ret	Player	Opponent, Year
7	Kenny Scott	Virginia, 2003
7	Dez White	Virginia, 1999
7	Richard Hills	Duke, 1987
7	Drew Hill	Notre Dame, 1977
6	Orwin Smith	^Clemson, 2009
6	Jamaal Evans	Fresno State, 2007
6	Jamaal Evans	Georgia, 2007
6	P.J. Daniels	Georgia, 2002
6	Kelly Campbell	Georgia, 2001
6	Dez White	Clemson, 1999
6	Kevin Tisdel	Virginia, 1990
6	T.J. Edwards	Duke, 1989
6	Richard Hills	Clemson, 1987
6	Drew Hill	Duke, 1977
6	Drew Hill	Clemson, 1977
6	Drew Hill	Georgia, 1977

^ACC Championship Game

KICKOFF RETURN YARDS

Yds	Player	Opponent, Year
184	T.J. Edwards	Duke, 1989
167	Kevin Tisdel	Duke, 1990
166	Drew Hill	Clemson, 1977
157	Dez White	Virginia, 1999
156	Dez White	Maryland, 1998
154	Kenny Scott	NC State, 2003
152	Kevin Tisdel	South Carolina, 1991
152	Richard Hills	Duke, 1987
149	Richard Hills	Clemson, 1987
149	Drew Hill	Duke, 1977
147	Drew Hill	Notre Dame, 1977
146	Kenny Scott	Virginia, 2003



INDIVIDUAL SINGLE-GAME

PUNT RETURNS

Ret	Player	Opponent, Year
9	Kelley Rhino	Citadel, 2001
8	Kelley Rhino	Florida State, 2002
8	Kelley Rhino	Duke, 2002
8	Kelley Rhino	Duke, 2001
7	Marvius Hester	UCF, 2000
7	Charlie Rogers	North Carolina, 1998
7	Nate Perryman	Virginia, 1996
6	Tyler Melton	Gardner-Webb, 2008
6	Andrew Smith	Virginia, 2007
6	Tyler Evans	Samford, 2007
6	Kelley Rhino	Duke, 2000
6	Charlie Rogers	Virginia, 1998
6	Harvey Middleton	North Carolina, 1996
6	Nate Perryman	North Carolina, 1995
6	Willie Clay	North Carolina, 1990
6	Willie Clay	Western Carolina, 1989
6	Jeff Ford	Clemson, 1971
6	Mike Wysong	Navy, 1970
6	Mike Wysong	Florida State, 1970
6	Mike Wysong	Southern Cal, 1969
6	Jimmy Brown	Tulane, 1967
6	James Jordan	Georgia, 1949

PUNT RETURN YARDS

Ret	Player	Opponent, Year
149	Gerry Bussell	Auburn, 1962
137	Randy Rhino	South Carolina, 1972
130	Jimmy Jordan	Washington & Lee, 1949
120	Mike Wysong	Florida State, 1970
117	Charlie Rogers	Virginia, 1998
111	Kelley Rhino	North Carolina, 2001
110	Kelley Rhino	Vanderbilt, 2002
106	Willie Clay	North Carolina, 1991
101	Michael Smith	Duke, 1992
98	George Volkert	Tennessee, 1954
97	Johnny Menger	Auburn, 1956

TACKLES

Tackles	Player	Opponent, Year
28	Eric Wilcox	Georgia, 1967
25	Ted Roof	Tennessee, 1985
24	Calvin Tiggler	Clemson, 1990
22	Ron Rogers	Clemson, 1995
22	Ron Rogers	Georgia, 1995
22	Jamal Cox	Arizona, 1994
21	Ronald Rogers	Clemson, 1995
21	Eric Thomas	Duke, 1989
20	Keith Brooking	Clemson, 1997
20	Keith Brooking	Clemson, 1996
20	Keith Brooking	Georgia, 1995
20	Keith Brooking	Clemson, 1995
20	John Battle	Duke, 1964

SACKS

Sacks	Player	Opponent, Year
7	Pat Swilling	NC State, 1985
5	Marco Coleman	Maryland, 1990
3	Derrick Morgan	Wake Forest, 2009
3	Derrick Morgan	Clemson, 2009
3	Philip Wheeler	Miami, 2006
3	Eric Henderson	Auburn, 2003
3	Jesse Tarplin	NC State, 1998
3	Derrick Shepard	Maryland, 1997
3	Jimmy Clements	Maryland, 1995
3	Tom Johnson	Maryland, 1993
3	Coleman Rudolph	Maryland, 1992
3	Marco Coleman	Penn State, 1991
3	Marco Coleman	Boston Coll., 1991
3	Marco Coleman	Georgia, 1990

INTERCEPTIONS

INT	Player	Opponent, Year
3	Brian Wilkins	Florida State, 1996
3	Ken Swilling	Boston College, 1989
3	Randy Rhino	Rice, 1972
3	Bubba Hoats	Georgia, 1969
3	Bobby Moorhead	Auburn, 1952
3	Howard Ector	Vanderbilt, 1937

IN THE PAUL JOHNSON ERA

RUSHING YARDS		
214	Roddy Jones	Georgia, 2008

RUSHING ATTEMPTS		
32	Josh Nesbitt	North Carolina, 2009

RUSHING YARDS BY A QUARTERBACK		
151 (28)	Josh Nesbitt	Virginia Tech, 2008

PASSING YARDS		
266	Josh Nesbitt	Mississippi State, 2009

PASSING ATTEMPTS		
24	Josh Nesbitt	LSU, 2008 (Chick-fil-A Bowl)

PASS COMPLETIONS		
11	Josh Nesbitt	Mississippi State, 2009

COMPLETION PERCENTAGE (Minimum 10 attempts)		
.786 (11-14)	Josh Nesbitt	Mississippi State, 2009

RECEPTIONS		
9	Demaryius Thomas	Duke, 2008

RECEIVING YARDS		
230	Demaryius Thomas	Duke, 2008

TOTAL OFFENSE		
319	Josh Nesbitt	Mississippi State, 2009

ALL-PURPOSE YARDS		
312	Roddy Jones	Georgia, 2008

TOUCHDOWN PASSES		
2	Josh Nesbitt	Duke, 2009
2	Josh Nesbitt	Vanderbilt, 2009

TOUCHDOWN RECEPTIONS		
1		16 times

TOUCHDOWN RESPONSIBLE FOR		
4 (2/2)	Josh Nesbitt	Vanderbilt, 2009
4 (3/1)	Josh Nesbitt	Florida State, 2009

FIELD GOALS		
4	Scott Blair	Clemson, 2009 (ACC Championship)

FIELD GOAL ATTEMPTS		
4	Scott Blair	Clemson, 2009 (ACC Championship)

PATs		
8	Scott Blair (8-8)	Vanderbilt, 2009

PUNTS		
7	Chandler Anderson	Iowa, 2009 (Orange Bowl)
7	Scott Blair	Clemson, 2008

PUNT YARDAGE		
344	Chandler Anderson	Iowa, 2009 (Orange Bowl)

PUNTING AVERAGE (Minimum 3 Punts)		
51.7 (3)	Chandler Anderson	Duke, 2009

KICKOFF RETURNS		
6	Orwin Smith	Clemson, 2009 (ACC Championship)

KICKOFF RETURN YARDS		
139 (3)	Orwin Smith	Duke, 2009

PUNT RETURNS		
6	Tyler Melton	Gardner-Webb, 2008

PUNT RETURN YARDS		
87	Jerrard Tarrant	Jacksonville State, 2009

TACKLES		
16	Morgan Burnett	Georgia, 2009

SACKS		
3	Derrick Morgan	Wake Forest, 2009
3	Derrick Morgan	Clemson, 2009

INTERCEPTIONS		
2	Morgan Burnett	Three times

ATTENDANCE

YEARLY ATTENDANCE	Year	W-L-T	Average	Year	W-L-T	Average
1949	6-1	32,500	1993	3-3	41,354	
1950	3-4	27,858	1994	1-5	40,751	
1951	6-0-1	29,858	1995	4-2	41,237	
1952	8-0	31,748	1996	4-2	44,855	
1953	6-0	35,750	1997	3-2	43,176	
1954	5-2	34,286	1998	4-2	40,471	
1955	5-1-1	37,250	1999	6-0	45,737	
1956	4-1	39,600	2000	5-1	42,671	
1957	2-2-2	39,834	2001	3-3	41,686	
1958	4-1-1	42,883	2002	4-2	43,156	
1959	2-3	43,940	2003	4-2	52,862	
1960	4-1	43,492	2004	3-3	46,817	
1961	5-0	44,986	2005	4-2	51,607	
1962	4-1-1	49,375	2006	6-1	50,617	
1963	5-1	46,522	2007	4-3	50,279	
1964	5-2	48,062	2008	6-1	47,489	
1965	5-2	47,375	2009	5-1	51,584	
1966	7-0	44,578				
1967	3-3	56,386				
1968	3-3	47,213				
1969	4-3	48,059				
1970	6-1	48,250				
1971	5-3	50,038				
1972	5-1-1	45,029				
1973	4-3	51,583				
1974	5-2	40,472				
1975	6-2	43,475				
1976	3-3-1	43,047				
1977	4-3	44,836				
1978	5-2	34,200				
1979	4-3	36,374				
1980	1-4-1	34,555				
1981	0-6	38,456				
1982	3-2	36,687				
1983	2-4	36,817				
1984	4-2	43,381				
1985	5-2	40,210				
1986	4-1-1	32,200				
1987	2-4	34,899				
1988	3-3	36,180				
1989	6-1	34,352				
1990	6-0	42,014				
1991	5-1	42,327				
1992	4-2	43,178				

LARGEST BOBBY DODD STADIUM CROWDS

Year	Opponent	Attendance
1973	Georgia	60,316
1971	Auburn	60,204
1971	Georgia	60,124
1969	Georgia	60,106
1977	Georgia	60,104
1967	Notre Dame	60,024

LARGEST ROAD/NEUTRAL SITE CROWDS

Year	Opponent	Attendance
1983	at Tennessee	94,768
1985	at Tennessee	94,575
1981	at Tennessee	94,478
1987	at Tennessee	93,011
2008	at Georgia	92,746
2006	at Georgia	92,746
2004	at Georgia	92,746
2005	at Auburn	87,451
2002	at Georgia	86,520
1998	at Georgia	86,117
2000	at Georgia	85,912
1992	at Georgia	85,434
1994	at Georgia	84,113
2000	at Clemson	84,000
1991	at Clemson	83,500

TECH ON ESPN THURSDAY NIGHT

For the 18th year in a row, Georgia Tech will be featured in ESPN's Thursday Night, national television package when the Yellow Jackets play at Virginia Tech Nov. 4. The Yellow Jackets have made 23 (11-12 record) appearances since 1991, more than any other school., and all but six of the games have been in Atlanta.

ESPN THURSDAY NIGHT GAMES

Year	Opponent	Site	Result
1991	#20 Virginia	H	W, 24-21
1993	#25 Virginia	H	L, 14-35
1994	#7 Arizona	H	L, 14-19
1995	#16 Maryland	H	W, 31-3
1996	Duke	H	W, 48-22
1996	Maryland	A	L, 10-13
1997	#5 North Carolina	H	L, 13-16
1998	Clemson	A	W, 24-21
1999	Maryland	H	W, 49-31
2000	NC State	A	L, 23-30 (ot)
2000	Virginia	H	W, 35-0
2001	Maryland	H	L, 20-17 (ot)
2001	North Carolina	H	W, 28-21
2002	Maryland	A	L, 10-34
2003	Brigham Young	A	L, 13-24
2003	Maryland	H	W, 7-3
2004	#22 Virginia Tech	H	L, 20-34
2005	NC State	H	L, 14-17
2006	Virginia	H	W, 24-7
2007	#11 Virginia Tech	H	L, 3-27
2008	#23 Miami	H	W, 41-23
2009	Clemson	H	W, 30-27
2009	#22 Miami	A	L, 17-33



Introduction

2010 Preview

Players

Staff

2009 Review

Records

History



TEAM SINGLE-GAME

13 Consecutive Bowl Appearances ■ 2009 ACC Champions

MOST RUSHING YARDS

Yds	Att	Opponent, Year
558	82	VMI, 1975
518	69	Tulane, 1977
510	45	Air Force, 1978
487	71	South Carolina, 1974
472	56	Miami, 2008
438	54	Mississippi State, 2008
432	86	Virginia, 1976
422	72	Miami, 1975
412	62	Wake Forest (ot), 2009
412	79	Auburn, 1975
411	48	Maryland, 1993
409	56	Georgia, 2008
404	69	Vanderbilt, 2009
401	57	Florida State, 2009
400	60	Wake Forest, 1983
397	66	The Citadel, 1984
In An ACC Game:		
472	56	Miami, 2008
412	62	Wake Forest (ot), 2009
411	48	Maryland, 1993
401	57	Florida State, 2009
400	60	Wake Forest, 1983
370	57	NC State, 1986
362	71	Virginia, 2009
344	57	Wake Forest, 1990
319	67	Wake Forest, 1984
319	52	Wake Forest, 1998

FEWEST RUSHING YARDS

Yds	Att	Opponent, Year
-42	32	Notre Dame, 1968
-3	32	Navy, 1968
2	30	Georgia, 1968
5	27	Florida State, 1994
13	43	Navy, 1964
19	32	Virginia, 1994
20	19	Arizona, 1994
24	35	Georgia, 2004
27	43	Georgia, 1972
28	29	North Carolina, 1997
29	27	North Carolina, 1980
29	33	Miami, Fla., 1968
30	25	Alabama, 1961
In An ACC Game:		
5	27	Florida State, 1994
19	32	Virginia, 1994
28	29	North Carolina, 1997

MOST RUSHING ATTEMPTS

Att	Yds	Opponent, Year
86	432	Virginia, 1976
82	558	VMI, 1975
79	412	Auburn, 1975
79	364	Texas Tech, 1965
79	369	Tennessee, 1949
75	264	Tulane, 1975
72	422	Miami, Fla., 1975
71	362	Virginia, 2009
71	235	Virginia, 1984
71	487	South Carolina, 1974
In An ACC Game:		
71	362	Virginia, 2009
71	235	Virginia, 1984
69	317	North Carolina, 2009
67	319	Wake Forest, 1984
67	302	Wake Forest, 1982
66	245	Duke, 1986

FEWEST RUSHING ATTEMPTS

Att	Yards	Opponent, Year
19	65	North Carolina, 1994
19	20	Arizona, 1994
20	77	Alabama, 1979
20	40	Georgia, 1979
21	78	Wake Forest, 2002
22	71	Georgia, 2002
23	96	BYU, 2003
24	145	South Carolina, 1989
24	85	Duke, 1987
25	75	Virginia Tech, 2005
25	30	Alabama, 1961
In An ACC Game:		
19	65	North Carolina, 1994

21	78	Wake Forest, 2002
24	85	Duke, 1987
25	75	Virginia Tech, 2005

MOST PASSING YARDS

Yds	Cmp-Att	Opponent, Year
486	39-55	Virginia, 2001
454	35-57	Clemson, 2000
416	24-49	Duke, 1987
387	22-25	Florida State, 1999
387	17-32	Maryland, 1999
373	14-22	Citadel, 1987
371	23-38	Rice, 1972
361	16-31	Navy, 1979
354	19-30	Maryland, 2000
353	25-48	North Carolina, 2005
351	22-34	Citadel, 2001
346	27-50	Maryland, 1994
341	22-32	Georgia, 1999
337	21-26	Virginia, 1997
333	16-24	Wake Forest, 2000
333	27-46	Georgia, 1980
In An ACC Game:		
486	39-55	Virginia, 2001
454	35-57	Clemson, 2000
416	24-49	Duke, 1987
387	22-25	Florida State, 1999
387	17-32	Maryland, 1999
354	19-20	Maryland, 2000
353	25-48	North Carolina, 2005
346	27-50	Maryland, 1994
337	21-26	Virginia, 1997
333	16-24	Wake Forest, 2000

FEWEST PASSING YARDS

Yds	Cmp-Att	Opponent, Year
0	0-2	Duke, 1977
0	0-1	Georgia, 1977
0	0-0	Tennessee, 1977
0	0-1	Miami, Fla., 1977
0	0-8	South Carolina, 1976
0	0-0	Notre Dame, 1976
0	0-4	Notre Dame, 1975
0	0-10	Michigan State, 1971
0	0-6	Georgia, 1961
0	0-1	Tennessee, 1960
0	0-8	Florida, 1956
0	0-5	Auburn, 1954
0	0-4	SMU, 1953

MOST PASS ATTEMPTS

Att	Cmp	Opponent, Year
63	25	Tennessee, 1968
57	35	Clemson, 2000
55	39	Virginia, 2001
53	21	NC State, 2005
53	30	Maryland, 2002
52	27	Navy, 1968
50	24	Florida State, 1994
50	27	Maryland, 1994
50	28	Virginia, 1992
In An ACC Game:		
57	35	Clemson, 2000
55	39	Virginia, 2001
53	30	Maryland, 2002
53	21	NC State, 2005
50	28	Virginia, 1992
50	24	Florida State, 1994
50	27	Maryland, 1994

FEWEST PASS ATTEMPTS

Att	Cmp	Opponent, Year
0	0	Tennessee, 1977
0	0	Notre Dame, 1976
1	0	Georgia, 1977
1	0	Miami, Fla., 1977
1	1	Air Force, 1977
1	0	Tennessee, 1960
2	2	Clemson, 1975
2	0	Duke, 1977

MOST PASS COMPLETIONS

Cmp	Att	Opponent, Year
39	55	Virginia, 2001
35	57	Clemson, 2000



LUCAS COX HELPED TECH RUSH FOR 472 YARDS VS. MIAMI IN 2008 -- TECH'S MOST EVER IN AN ACC GAME.

30	53	Maryland, 2002
29	37	Virginia, 2000
28	50	Virginia, 1992
28	47	Wake Forest, 1988
27	47	Duke, 2003
27	50	Maryland, 1994
27	49	Georgia, 1981
27	46	Georgia, 1980
27	52	Navy, 1968

In An ACC Game:

39	55	Virginia, 2001
35	57	Clemson, 2000
30	53	Maryland, 2002
29	37	Virginia, 2000
28	50	Virginia, 1992
28	47	Wake Forest, 1988

FEWEST PASS COMPLETIONS

Cmp	Att	Opponent, Year
0	2	Duke, 1977
0	1	Georgia, 1977
0	0	Tennessee, 1977
0	1	Miami, Fla., 1977
0	8	South Carolina, 1976
0	0	Notre Dame, 1976
0	4	Notre Dame, 1975
0	10	Michigan State, 1971
0	6	Georgia, 1961
0	1	Tennessee, 1960
0	8	Florida, 1956
0	5	Auburn, 1954
0	4	SMU, 1953
1		Most recent: Virginia Tech, 2009

MOST TOTAL OFFENSE

Yds	Rush/Pass	Opponent, Year
706	NA	Citadel, 1948
627	304/323	Virginia, 2000
623	397/226	The Citadel, 1984
610	411/199	Maryland, 1993
600	558/42	VMI, 1975
597	404/193	Vanderbilt, 2009
593	277/316	Duke, 1993
587	200/387	Maryland, 1999
578	245/333	Wake Forest, 2000
565	370/195	NC State, 1986
561	270/291	Navy, 2001
561	347/214	Furman, 1993
561	513/48	Air Force, 1978
560	74/486	Virginia, 2001
In An ACC Game:		
627	304/323	Virginia, 2000
610	411/199	Maryland, 1993
593	277/316	Duke, 1993
587	200/387	Maryland, 1999
578	245/333	Wake Forest, 2000
565	370/195	NC State, 1986
560	74/486	Virginia, 2001

FEWEST TOTAL OFFENSE

Yds	Rush/Pass	Opponent, Year
33	33 / 0	SMU, 1953
94	74 / 20	Georgia, 1950
96	30 / 66	Alabama, 1961
97	85 / 12	Rice, 1960
110	65 / 45	Florida State, 1993
115	54 / 61	Duke, 1959
116	29 / 87	North Carolina, 1980
119	-42 / 161	Notre Dame, 1968
122	103 / 19	Vanderbilt, 1965
125	84 / 41	Notre Dame, 1977
125	74 / 51	Duke, 1960
In An ACC Game:		
110	65 / 45	Florida State, 1993

MOST FIRST DOWNS

FD	R/P/Pen	Opponent, Year
34	16/18/0	Virginia, 2000
31	6/22/3	Clemson, 2000
31	22/9/0	The Citadel, 1984
30	17/13/0	NC State, 1999
29 Most Recent:		
		Army, 2007
In An ACC Game:		
34	16/18/0	Virginia, 2000
31	6/22/3	Clemson, 2000
30	17/13/0	NC State, 1999

FEWEST FIRST DOWNS

FD	R/P/Pen	Opponent, Year
3	3/0/0	SMU, 1953
4	3/1/0	Vanderbilt, 1965
5	4/1/0	Georgia, 1965
5	5/0/0	SMU, 1951
6	2/4/0	Virginia Tech, 2005
6	0/5/1	North Carolina, 1980
6	2/4/0	Notre Dame, 1970
6	2/4/0	Alabama, 1961
6	4/0/2	Rice, 1964
7 Most Recent:		
		Notre Dame, 1975
In An ACC Game:		
6	2/4/0	Virginia Tech, 2005

MOST SACKS

Sacks	Opponent, Year
11	Maryland, 1993
11	Maryland, 1990
9	Notre Dame, 2007
9	NC State, 1985
8	Duke, 2007
8	Duke, 2000
8	NC State, 1992
7	10 times
In An ACC Game:	
11	Maryland, 1993
11	Maryland, 1990
9	NC State, 1985
8	Duke, 2007
8	Duke, 2000
8	NC State, 1992

OPPONENT SINGLE-GAME

TEAM

MOST RUSHING YARDS

Yds	Att	Team, Year
431	78	Georgia, 1975
399	73	Duke, 1976
381	61	Auburn, 1979
377	57	Auburn, 1985
361	62	Alabama, 1982
357	70	Duke, 1968
357	63	Tennessee, 1976
353	69	Tennessee, 1979
In An ACC Game:		
399	73	Duke, 1976
357	70	Duke, 1968

FEWEST RUSHING YARDS

Yds	Att	Team, Year
-56	26	Tulsa, 2003
-30	24	Maryland, 1995
-20	25	Maryland, 1990
-11	36	Navy, 1970
-9	42	Florida, 1963
-8	41	Notre Dame, 2007
-8	19	NC State, 2003
8	38	Maryland, 2004
8	26	Central Florida, 2000

In An ACC Game:

-30	24	Maryland, 1995
-20	25	Maryland, 1990
-8	19	NC State, 2003
8	38	Maryland, 2004
10	24	Duke, 1991
13	17	North Carolina, 2001

MOST PASSING YARDS

Yds	Team, Year
501	Wake Forest, 1995
494	Wake Forest, 1998
489	Duke, 1997
489	Florida State, 1997
463	Florida State, 2000
435	Boston College, 2007
435	Georgia, 2000
415	Georgia, 1997

FEWEST PASSING YARDS

Yds	Cmp-Att	Opponent, Year
-3		South Carolina, 1949
-1		Georgia, 1958
0		Missouri, 1962
0		Georgia, 1974
0		Auburn, 1959
0		Alabama, 1953
1		Florida, 1953
6		Clemson, 1972

In An ACC Game:

39	3-11	NC State, 1994
45	4-14	NC State, 1988
48	9-15	Virginia Tech, 2008
48	8-20	North Carolina, 1990
53	3-14	Clemson, 1990
56	8-18	Miami, 2007
59	8-22	Maryland, 1998
59	6-15	Wake Forest, 1994

MOST PASS COMPLETIONS

Cmp	Att	Team, Year
42	64	Wake Forest, 1998
41	59	Virginia, 2002
41	61	Duke, 1997
41	51	Florida State, 1995
41	65	Wake Forest, 1995
37	63	Georgia, 2000
33	51	Florida State, 1997
32	46	Virginia, 2001
32	51	Central Florida, 1996
32	51	Maryland, 1995

FEWEST PASS COMPLETIONS

Cmp	Att	Team, Year
0	7	Georgia, 1974
0	7	Missouri, 1962
0	2	Auburn, 1959
0	1	Alabama, 1953

1 10 times; Most recent:

1	3	Alabama, 1963
---	---	---------------

MOST PASS ATTEMPTS

Att	Cmp	Team, Year
65	41	Wake Forest, 1995
64	42	Wake Forest, 1998
63	37	Georgia, 2000
61	41	Duke, 1997
59	41	Virginia, 2002
57	28	Brigham Young, 2002
57	25	Western Carolina, 1985
56	30	Georgia, 1999

FEWEST PASS ATTEMPTS

Att	Cmp	Team, Year
1	1	Kentucky, 1958
1	0	Alabama, 1953
2	1	Alabama, 1958
2	0	Auburn, 1959
3	1	Alabama, 1963
3	2	Tennessee, 1961
3	1	Georgia, 1958
3	1	Florida, 1953

MOST TOTAL OFFENSE YARDS

Yds	Rush/Pass	Opponent, Year
667	386/349	Notre Dame, 1977
610	121/489	Duke, 1997
600	288/312	Virginia, 1998
594	357/237	Duke, 1968
587	98/489	Florida State, 1997
582	304/278	Florida State, 1993
581	294/287	Auburn, 1984
578	172/406	North Carolina, 1987

In An ACC Game:

610	121/489	Duke, 1997
600	288/312	Virginia, 1998
594	357/237	Duke, 1968
587	98/489	Florida State, 1997
582	304/278	Florida State, 1993
578	172/406	North Carolina, 1987

FEWEST TOTAL OFFENSE YARDS

Yds	Rush/Pass	Opponent, Year
32	-9/41	Florida, 1963
51	NA	The Citadel, 1952
67	54/13	Duke, 1961
73	66/7	Davidson, 1953
76	75/1	Florida, 1953
82	8/74	Maryland, 2004
84	31/53	Chattanooga, 1988
87	73/14	Vanderbilt, 1951

In An ACC Game:

82	8/74	Maryland, 2004
129	63/66	North Carolina, 1985
132	35/97	Duke, 2008
137	68/69	Duke, 1986
146	24/122	Duke, 2007
149	48/101	Wake Forest, 1991
151	103/48	North Carolina, 1990

MOST FIRST DOWNS

FD	R/P/Pen	Opponent, Year
38	14/21/3	Duke, 1987
37	6/27/4	Wake Forest, 1998
37	18/17/2	Florida State, 1993
36	22/12/2	Duke, 1968
34	10/23/1	Duke, 1997
34	20/12/2	Notre Dame, 1977
33	12/18/3	Georgia, 1999
32	23/6/3	N. Carolina, 1982

FEWEST FIRST DOWNS

FD	R/P/Pen	Opponent, Year
2	na	Tulane, 1933
2	2/0/0	Duke, 1955
3	2/1/0	SMU, 1957
4	3/1/0	Florida State, 1955
5	3/1/1	Tulane, 1956
5	4/0/1	Duke, 1961
6	Most Recent:	Connecticut, 2005

INDIVIDUAL

RUSHING YARDS

Yds	Player	Opponent, Year
255	Vagas Ferguson	Notre Dame, 1974
242	Bo Jackson	Auburn, 1985
234	Randy Cuthbert	Duke, 1989
233	C.J. Spiller	^Cemson, 2009
225	Herschel Walker	Georgia, 1981
224	Morgan Kane	Wake Forest, 1999
218	Chris Douglass	Duke, 2003
216	James Davis	Clemson, 2006
213	Thomas Jones	Virginia, 1999
212	Chris Downs	Maryland, 2002
207	Thomas Jones	Virginia, 1998
207	Verron Haynes	Georgia, 2001

^ ACC Championship Game

PASSING YARDS

Yds	Player	Opponent, Year
501	Rusty LaRue	Wake Forest, 1995
443	Chris Weinke	Florida State, 2000
435	Matt Ryan	Boston College, 2007
415	Mike Bobo	Georgia, 1997
413	Cory Phillips	Georgia, 2000
407	Matthew Stafford	Georgia, 2008
406	Mark Maye	North Carolina, 1987
399	Thad Busby	Florida State, 1997
396	Steve Slayden	Duke, 1987
388	Ronald Curry	North Carolina, 2000
381	Brett Ratliff	Utah, 2005

TOTAL OFFENSE YARDS

Yds	Player	Opponent, Year
514	Rusty LaRue	Wake Forest, 1995
441	Chris Weinke	Florida State, 2000
426	Matt Ryan	Boston College, 2007

PASS COMPLETIONS

Com	Player	Opponent, Year
41	Matt Schaub	Virginia, 2002
41	Rusty LaRue	Wake Forest, 1995
41	Danny Kanell	Florida State, 1995
36	Cory Phillips	Georgia, 2000
32	Scott Milanovich	Maryland, 1995
32	Bryson Spinner	Virginia, 2001

PASS ATTEMPTS

Com	Player	Opponent, Year
65	Rusty LaRue	Wake Forest, 1995
62	Cory Phillips	Georgia, 2000
58	Matt Schaub	Virginia, 2002
56	Willie Perkins	Western Carolina, 1985
55	Quincy Carter	Georgia, 1999
53	Daniel Evans	NC State, 2006
53	Sean Glennon	Virginia Tech, 2006

RECEIVING YARDS

Yds	Player	Opponent, Year
276	Cory Thomas	Duke, 1997
247	Randy Marriott	North Carolina, 1987
234	Herman Moore	Virginia, 1990
214	Travis LaTendresse	Utah, 2005
204	Cormac Carney	Air Force, 1978
189	Jermaine Lewis	Maryland, 1995
180	Mohamed Massaquoi	Georgia, 2008
176	Todd Dixon	Wake Forest, 1990
174	Melvin Bonner	Baylor, 1992

RECEPTIONS

Rec	Player	Opponent, Year
16	Travis LaTendresse	Utah, 2005
16	Cory Thomas	Duke, 1997
13	Jermaine Lewis	Maryland, 1995
13	Mark Millitello	Duke, 1983
12	Randy McMichael	Georgia, 2000
12	Shawn Foreman	West Virginia, 1997
12	Roger Boone	Duke, 1987
11	Mohamed Massaquoi	Georgia, 2008
11	Efrem Hill	Samford, 2004
11	Damien Gary	Georgia, 2000
11	Jammie Deeese	Wake Forest, 1998
11	Cormac Carney	Air Force, 1978

NCAA RECORD :

SEVEN FUMBLES RETURNED FOR TDs IN 1998

Georgia Tech set an NCAA record in 1998 by returning seven fumbles for TDs, including one in five straight games.

1. New Mexico State: 25 yards by LB Delaunta Cameron (caused by Jesse Tarplin on QB Ty Houghtaling)
2. North Carolina: 42 yards by DE Roderick Roberts (caused by DE Nate Stimson on QB Ronald Curry)
3. Duke: 54 yards by LB Matt Uremovich (caused by LB Delaunta Cameron on QB Spencer Romine)
4. NC State: 21 yards by CB Jason Bostic (caused by DE Felipe Claybrooks on QB Jamie Barrette)
5. Virginia: 34 yards by LB Delaunta Cameron (caused by DE Nate Stimson on QB Aaron Brooks)
6. Maryland: 27 yards by SS Jerry Caldwell (fumbled pitch)
7. Wake Forest: 90 yards by CB Kofi Smith (fumbled pitch)



KOFI SMITH RETURNED A WAKE FOREST PUNT 90 YARDS FOR A TOUCHDOWN IN 1988.



POINTS/SCORING MARGIN

13 Consecutive Bowl Appearances ■ 2009 ACC Champions

MOST POINTS

Pts	Opponent, Year	Score
222	Cumberland, 1916	222-0
128	NC State, 1918	128-0
123	11th Cavalry, 1918	123-0
118	Furman, 1918	118-0
105	Mercer, 1914	105-0
98	Carlisle, 1917	98-0
83	Vanderbilt, 1917	83-0
77	Florida, 1904	77-0
74	Furman, 1919	74-0
71	Chattanooga, 1913	71-6
70	Navy, 2001	70-7
70	Davidson, 1921	70-0
70	Dahlonega, 1907	70-0
69	Samford, 2007	69-14
69	Furman, 1921	69-0
68	Auburn, 1917	68-7
67	Transylvania, 1915	67-0
66	Davidson, 1920	66-0
63	Wake Forest, 1998	63-35
63	Washington & Lee, 1917	63-0
61	Mercer, 1916	61-0
59	NC State, 1986	59-21
59	Presbyterian, 1937	59-0
59	South Carolina, 1909	59-0
59	Tennessee Meds, 1904	59-0
58	Sewanee, 1936	58-0
57	Gordon, 1910	57-0
56	Vanderbilt, 2009	56-31
55	Presbyterian, 1936	55-0
55	Oglethorpe, 1920	55-0
54	The Citadel, 1952	54-6
54	The Citadel, 1948	54-0
54	Dahlonega, 1905	54-0
52	Tulsa, 2003	52-10
52	Wake Forest, 2000	52-20
52	VMI, 1986	52-6
51	Syracuse, 2004	51-14
51	Georgia, 1999 (ot)	51-48
51	Furman, 1995	51-7
51	Citadel, 1987	51-12
51	Furman, 1947	51-0
51	Clemson, 1944	51-0
51	Auburn, 1928	51-0
51	Mooney School, 1904	51-0
In An ACC Game:		
63	Wake Forest, 1998	63-35
59	NC State, 1986	59-21
52	Wake Forest, 2000	52-20
49	Duke, 2009	49-10
49	Florida State, 2009	49-44
49	Duke, 2006	49-21
49	Maryland, 1999	49-31
49	Wake Forest, 1983	49-33
48	NC State, 1999	48-21
48	Duke, 1990	48-31

FEWEST POINTS

Pts	Opponent, Year	Score
0	114 times; Most recent:	
0	Florida State, 1997	0-38

MOST POINTS ALLOWED

Pts	Opponent, Year	Score
94	Auburn, 1894	0-94
73	Clemson, 1903	0-73
69	Notre Dame, 1977	14-69
63	Auburn, 1903	0-63
55	Virginia, 1992	24-55
55	Notre Dame, 1943	13-55
54	Alabama, 1950	19-54
54	Vanderbilt, 1904	0-54
51	Florida State, 1993	0-51
51	Georgia, 2002	7-51
51	Virginia Tech, 2005	7-51
49	Florida State, 1996	3-49
49	Vanderbilt, 1931	7-49
48	Georgia, 1999 (ot)	51-48
48	Duke, 1987	14-48
48	Georgia, 1994	10-48
48	Auburn, 1984	34-48
In An ACC Game:		
55	Virginia, 1992	55-24
51	Florida State, 1993	51-0
51	Virginia Tech, 2005	51-7
49	Florida State, 1996	49-3
48	Duke, 1987	48-14
47	Clemson, 2001 (ot)	47-44

FEWEST POINTS ALLOWED

Pts	Opponent, Year	Score
0	Many times; Most recent:	
0	Duke, 2008	27-0
In An ACC Game:		
0	Duke, 2008	27-0
0	North Carolina, 2006	7-0
0	Virginia, 2000	35-0
0	Maryland, 1993	38-0
0	Duke, 1985	9-0
0	North Carolina, 1985	31-0

LARGEST MARGIN OF VICTORY

Mar	Opponent, Year	Score
222	Cumberland, 1916	222-0
128	NC State, 1918	128-0
123	11th Cavalry, 1918	123-0
118	Furman, 1918	118-0
105	Mercer, 1914	105-0
98	Carlisle, 1917	98-0
83	Vanderbilt, 1917	83-0
77	Florida, 1904	77-0
74	Furman, 1919	74-0
70	Dahlonega, 1907	70-0
70	Davidson, 1921	70-0
69	Furman, 1921	69-0
67	Transylvania, 1915	67-0
66	Davidson, 1920	66-0
65	Chattanooga, 1913	71-6
63	Washington & Lee, 1917	63-0
63	Navy, 2001	70-7
61	Mercer, 1916	61-0
61	Auburn, 1917	68-7
59	Presbyterian, 1937	59-0
59	South Carolina, 1909	59-0



PLAYERS AND FANS CELEBRATED A 49-44 WIN AT FLORIDA STATE IN 2009 -- TECH'S FIRST WIN AT FSU.

59	Tennessee Meds, 1904	59-0
58	Sewanee, 1936	58-0
57	Gordon, 1910	57-0
55	Samford, 2007	69-14
55	Presbyterian, 1936	55-0
55	Oglethorpe, 1920	55-0
54	The Citadel, 1948	54-0
54	Dahlonega, 1905	54-0
53	Davidson, 1953	53-0
51	Furman, 1947	51-0
51	Clemson, 1944	51-0
51	Auburn, 1928	51-0
51	Gordon, 1907	51-0
51	Mooney School, 1904	51-0
48	The Citadel, 1952	54-6
48	Georgia, 1943	48-0
In An ACC Game:		
39	Duke, 2009	49-10
38	Maryland, 1993	38-0
38	NC State, 1986	59-21
35	Virginia, 2000	35-0
35	Duke, 2000	45-10
35	Wake Forest, 1990	42-7
33	Duke, 1993	47-14

LARGEST MARGIN OF DEFEAT

Mar	Opponent, Year	Score
94	Auburn, 1894	0-94
73	Clemson, 1903	0-73
63	Auburn, 1899	0-63
55	Notre Dame, 1977	14-69
54	Vanderbilt, 1907	0-54
51	Florida State, 1993	0-51
46	Florida State, 1996	3-49
45	Auburn, 1896	0-45
44	Georgia, 2002	7-51
44	Virginia Tech, 2005	7-51
42	Notre Dame, 1943	13-55
42	Vanderbilt, 1931	7-49
In An ACC Game:		
51	Florida State, 1993	0-51
46	Florida State, 1996	3-49
44	Virginia Tech, 2005	7-51
38	Florida State, 1997	0-38
38	North Carolina, 1993	3-41
36	Clemson, 2003	3-39

LARGEST COMBINED SCORE

Pts	Opponent, Year	Score
222	Cumberland, 1916	W, 222-0
128	NC State, 1918	W, 128-0
123	11th Cavalry, 1918	W, 123-0
118	Furman, 1918	W, 118-0
105	Mercer, 1914	W, 105-0
99	Georgia, 1999 (ot)	W, 51-48
98	Wake Forest, 1998	W, 63-35
98	Carlisle, 1917	W, 98-0
94	Auburn, 1894	L, 0-94
93	Maryland, 2009	W, 49-44



TASHARD CHOICE AND THE YELLOW JACKETS ROLLED UP 69 POINTS AGAINST SAMFORD IN 2007.

SMALLEST COMBINED SCORE

Pts	Opponent, Year
0	16 times; Most recent:
0	Florida, 1957

MOST POINTS IN A HALF

Pts	Opponent (Half), Year
126	Cumberland (1st), 1916
96	Cumberland (2nd), 1916
45	Samford (1st), 2007
42	Tulsa (2nd), 2003
42	Navy (1st), 2001
38	Duke (1st), 1996
38	Texas A&M (2nd), 1966
35	Samford (1st), 2006
35	Syracuse (1st), 2004
35	Wake Forest (1st), 2000
35	Wake Forest (1st), 1998
35	NC State (1st), 1986
35	Chattanooga (2nd), 1985
35	Wake Forest (2nd), 1983
35	Vanderbilt (2nd), 1966

MOST POINTS IN A QUARTER

Pts	Opponent (Quarter), Year
63	Cumberland (1st, 2nd), 1916
54	Cumberland (3rd), 1916
42	Cumberland (4th), 1916
32	Chattanooga (4th), 1985
31	Vanderbilt (2nd), 2002
28	Samford (1st), 2007
28	Duke (3rd), 2005
28	NC State (2nd), 1998
28	Texas A&M (4th), 1966
26	Georgia (3rd), 2008
26	Georgia (4th), 1975
24	North Carolina (4th), 2003
24	Duke (1st), 1996
24	Furman (3rd), 1995
24	Chattanooga (4th), 1988
23	North Carolina (2nd), 1998
23	Georgia (2nd), 1990



LONGEST PLAYS

Introduction

2010 Preview

Players

Staff

2009 Review

Records

History

LONGEST PASS PLAYS

96	(td)	Brandon Shaw to Charlie Rogers	UCF, 1996
90	(td)	Ted Peeples to Drew Hill	Duke, 1978
88	(td)	Jaybo Shaw to Demaryius Thomas	Duke, 2008
87	(td)	Josh Nesbitt to Embry Peeples	Vanderbilt, 2009
87	(td)	Darrell Gast to Greg Lester	Duke, 1987
82	(td)	Shawn Jones to Keenan Walker	Maryland, 1991
81	(td)	Shawn Jones to Bobby Rodriguez	Clemson, 1989
80	(td)	Reggie Ball to Nate Curry	Syracuse, 2004
80	(td)	Joe Hamilton to Dez White	Maryland, 1999
80	(td)	Joe Hamilton to Dez White	Florida State, 1999
80	(td)	Graham Stroman to C.J. Williams	Maryland, 1994
80	(td)	Donnie Davis to Derrick Steagall	Furman, 1993
80	(td)	Mike Kelley to Leon Chadwick	Notre Dame, 1979
80	(td)	Kim King to John Sias	TCU, 1967
79	(td)	Calvin Booker to Jonathan Dwyer	Gardner-Webb, 2008
79	(td)	Rick Strom to Steve Davenport	Citadel, 1987
79	(td)	E. Holtsinger to J. Kilzer	Auburn, 1945
78	(td)	Shawn Jones to William Bell	Chattanooga, 1990
78	(td)	Ken Bonifay to John Sias	Duke, 1968
77	(td)	Tommy Luginbill to Omar Cassidy	UNC, 1994
77	(td)	Eddie McAshan to Jimmy Robinson	Michigan State, 1972
76	(td)	Josh Nesbitt to Demaryius Thomas	Georgia, 2009
76	(td)	Shawn Jones to Greg Lester	Virginia, 1991
75	(td)	Josh Nesbitt to Demaryius Thomas	Duke, 2009
75	(td)	Donnie Davis to Dorsey Levens	Baylor, 1993

LONGEST TOUCHDOWN PLAYS

102	KOR:	Dewey Scarboro	Georgetown, 1919
102	IR:	Jeff Ford	Notre Dame, 1969
101	IR:	Frank Broyles	Clemson, 1944
100	KOR:	Dez White	Maryland, 1998
100	KOR:	Drew Hill	Georgia, 1978
100	IR:	Bill Eastman	Tulane, 1966
99	KR:	Gary Lee	NC State, 1986
97	IR:	Jamal Lewis	Samford, 2006
97	KR:	Eddie Lee Ivery	Notre Dame, 1977
97	KR:	Drew Hill	Auburn, 1978
96	PR:	Randy Rhine	South Carolina, 1972
96	P:	Brandon Shaw to Charlie Rogers	UCF, 1996
95	KR:	Dez White	Duke, 1997
95	KR:	Gary Lee	Georgia, 1985
95	KR:	Cory Collier	Duke, 1983
95	IR:	Ken Swilling	NC State, 1989
93	KR:	Gerry Bussell	Tulane, 1962
93	KR:	Billy Williamson	Tennessee, 1960
92	PR:	Everett Strupper	Mercer, 1916
92	PR:	Pat Barron	Pennsylvania, 1931
91	KR:	Lester Simerville	Tulane, 1957
90	FR:	Kofi Smith	Wake Forest, 1998
90	P:	Ted Peeples to Drew Hill	Duke, 1978

LONGEST RUNS

88	(td)	Jonathan Dwyer	Mississippi St., 2008
87	(td)	Bob McCoy	Citadel, 1948
86	(td)	Gerry Bussell	Georgia, 1962
85	(td)	Jonathan Dwyer	North Carolina, 2008
85	(td)	Morris Harrison	Citadel, 1947
83	(td)	Robert Lavette	Navy, 1981
82	(td)	Anthony Allen	Clemson, 2009
82	(td)	Buck Flowers	Georgetown, 1920
80	(td)	Eddie Lee Ivery	Air Force, 1978
79	(td)	Jerry Mays	NC State, 1986
77	(td)	Bill Teas	LSU, 1954
75	(td)	Jimmy Lincoln	Furman, 1993
74	(td)	Jonathan Dwyer	Jacksonville State, 2009
73	(td)	Tashard Choice	Samford, 2007
73	(td)	Nate Kelsey	Virginia, 1986
73	(td)	Eddie Lee Ivery	Air Force, 1978
73	(td)	George Volkert	Florida State, 1955
72	(td)	Tony Hollings	Clemson, 2002
72	(td)	Robert Lavette	Georgia, 1983
72	(td)	Rodney Lee	Tennessee, 1977

LONGEST KICKOFF RETURNS

102	(td)	Dewey Scarboro	Georgetown, 1919
100	(td)	Dez White	Maryland, 1998
100	(td)	Drew Hill	Georgia, 1978
99	(td)	Gary Lee	NC State, 1986
97	(td)	Drew Hill	Auburn, 1978
97	(td)	Eddie Lee Ivery	Notre Dame, 1977
95	(td)	Dez White	Duke, 1997
95	(td)	Gary Lee	Georgia, 1985
95	(td)	Cory Collier	Duke, 1983
93	(td)	Gerry Bussell	Tulane, 1962

93	(td)	Billy Williamson	Tennessee, 1960
91	(td)	Lester Simerville	Tulane, 1957
90	(td)	Kenny Scott	NC State, 2003
87	(td)	Kevin Tisdell	Clemson, 1990
85	(td)	Kevin Tisdell	Duke, 1990
83	(td)	Orwin Smith	Duke, 2009
76	(td)	Charlie Rogers	Navy, 1996
74	(td)	T.J. Edwards	Duke, 1989

LONGEST INTERCEPTION RETURNS

102	(td)	Jeff Ford	Notre Dame, 1969
101	(td)	Frank Broyles	Clemson, 1944
99	(td)	Bill Eastman	Tulane, 1966
97	(td)	Jamal Lewis	Samford, 2006
95	(td)	Ken Swilling	NC State, 1989
85	(td)	Judy Harlan	Washington & Lee, 1917
85	(td)	Wilbur Peterson	North Carolina, 1931
84	(td)	Willie Clay	Western Carolina, 1989
84	(td)	Gerry Bussell	Tennessee, 1964
83	(td)	Mike Williams	Wake Forest, 1990
75	(td)	Stan Beavers	Duke, 1970
74	(td)	Derrick Shepard	Boston College, 1997
73	(td)	W.P. McHugh	St. Mary's, 1947
72	(td)	Ken Swilling	Boston College, 1989
70	(td)	Daryl Smith	Georgia, 2000

LONGEST FUMBLE RETURNS

90	(td)	Kofi Smith	Wake Forest, 1998
60	(td)	Jimmy Clements	Duke, 1996
54	(td)	Matt Uremovich	Duke, 1998
42	(td)	Roderick Roberts	North Carolina, 1998
40	(td)	Jerrard Tarrant	Mississippi State, 2009
38	(td)	Gary Guyton	Virginia Tech, 2006
34	(td)	Delaunta Cameron	Virginia, 1998

LONGEST PUNT RETURNS

96	(td)	Randy Rhine	South Carolina, 1972
92	(td)	Pat Barron	Pennsylvania, 1931
92	(td)	Everett Strupper	Mercer, 1916
87	(td)	Johnny Menger	Auburn, 1956
86	(td)	Bill Eastman	Navy, 1965
85	(td)	Jerrard Tarrant	Clemson, 2009
80	(td)	Jonathan Smith	Virginia, 2003
78	(td)	James Brown	Vanderbilt, 1965
77	(td)	Sammy Burke	Navy, 1965
75	(td)	Gerry Bussell	Auburn, 1962
75	(td)	Jimmy Jordan	Washington & Lee, 1949
74	(td)	Frank Nix	Tennessee, 1958

LONGEST PUNTS

85	(td)	Buck Flowers	Davidson, 1920
80	(td)	Mike Kelley	Alabama, 1979
80	(td)	Dave Davis	Army, 1952
80	(td)	Robert Parham	Georgia, 1926
78	(td)	Ben Arndt	Miami, 2005
77	(td)	Durant Brooks	North Carolina, 2007
77	(td)	Rodney Williams	Virginia, 1996
77	(td)	Gerald Burch	Clemson, 1958
72	(td)	Joe Delany	Tennessee, 1958
71	(td)	Chris Morehouse	Georgia, 2001
70	(td)	Bobby Dover	Florida, 1957
70	(td)	Charlie Mason	Florida, 1967
70	(td)	Tommy Chapman	Miami, 1967
70	(td)	Tommy Chapman	Notre Dame, 1967

LONGEST FIELD GOALS

55	(td)	David Bell	Georgia, 1986
55	(td)	E.O. Whealler	VMI, 1973
55	(td)	Ron Rice	The Citadel, 1982
54	(td)	Johnny Duncan	Clemson, 1969
54	(td)	E.O. Whealler	Auburn, 1974
54	(td)	Ron Rice	Duke, 1983
53	(td)	Dave Frakes	Virginia, 1996
52	(td)	Thomas Palmer	North Carolina, 1987
52	(td)	E.O. Whealler	VMI, 1973
51	(td)	Travis Bell	Virginia, 2007
51	(td)	Luke Manget	Virginia, 2001
51	(td)	Scott Sisson	Florida State, 1992
51	(td)	Scott Sisson	Georgia, 1991
51	(td)	Scott Sisson	Penn State, 1991
51	(td)	David Bell	Furman, 1986
50	(td)	Luke Manget	NC State, 2001
50	(td)	Luke Manget	NC State, 2000
50	(td)	Scott Sisson	Clemson, 1992



JONATHAN DWYER'S 88-YARD RUN VS. MISSISSIPPI ST. IN 2008.

OPPONENT LONG PLAYS (Since 1983)

LONGEST TOUCHDOWN PLAYS

100	(kr)	J. Wilson	Maryland, 2006
100	(kr)	Tavon Mason	Virginia, 2001
96	(kr)	M. Wall	North Carolina, 1995
96	(kr)	Washington	Virginia, 1992
95	(kr)	D. Blackman	NC State, 2006
95	(kr)	Kory Bailey	North Carolina, 1998
95	(kr)	Henderson	Clemson, 1987

LONGEST RUNS

79	(td)	Barry Word	Virginia, 1985
77	(td)	Derrick Hamilton	Clemson, 2002
76	(td)	Quinton Lee	Boston College, 1997
76	(td)	Bo Jackson	Auburn, 1985
75	(td)	Caleb King	Georgia, 2009

LONGEST PASS PLAYS

93	(td)	Maye to Marriott	North Carolina, 1987
87	(td)	Baker to Mitchell	North Carolina, 2005
80	(td)	Davis to Clark	NC State, 2005
80	(td)	Randall to Royal	Virginia Tech, 2004
80	(td)	Joe to Bonner	Baylor, 1992

LONGEST PUNT

83	(td)	McAlister	North Carolina, 1989
78	(td)	Brice	Virginia, 1994
74	(td)	Fischer (quick kick)	Duke, 1994
72	(td)	Ferguson	Virginia, 1984
65	(td)	Travis Baltz	Maryland, 2007
65	(td)	A. Herbert	NC State, 2003

LONGEST PUNT RETURN

88	(td)	Brian Mance	Clemson, 2000
79	(td)	Derrick Hamilton	Clemson, 2002
78	(td)	Woodford	Clemson, 1987
72	(td)	Lane	Georgia, 1984
64	(td)	Feaster	Florida State, 1995

LONGEST KICKOFF RETURN

100	(td)	J. Wilson	Maryland, 2006
100	(td)	Tavon Mason	Virginia, 2001
96	(td)	M. Wall	North Carolina, 1995
96	(td)	Washington	Virginia, 1992
95	(td)	D. Blackman	NC State, 2006
95	(td)	Kory Bailey	North Carolina, 1998
95	(td)	Joe Henderson	Clemson, 1987

LONGEST INTERCEPTION RETURN

82	(td)	S. Samuels	Florida State, 2002
77	(td)	Neal	Virginia, 1994
68	(td)	Brewster	Clemson, 1988
64	(td)	Roland Minor	Virginia Tech, 2004
64	(td)	Campbell	NC State, 1988

LONGEST FIELD GOALS

57	(td)	Butler	Georgia, 1984
55	(td)	Revez	Tennessee, 1985
53	(td)	Richard Jackson	Clemson, 2009
53	(td)	Coft David	LSU, 2008
52	(td)	Welch	Clemson, 1992



THE LAST TIME IT HAPPENED

13 Consecutive Bowl Appearances ■ 2009 ACC Champions

TEAM

Scored 60 Points
 Scored 50 Points
 Scored 50 Points in an ACC Game
 Scored 30 Points in a Half
 Scored 28 Points in a Quarter
 Scored 21 Points in a Quarter
 Scored 0 Points
 Scored 0 Points in a Half
 Overcame 10-Point Deficit to Win
 Overcame 10-Point Halftime Deficit to Win
 30-Point Margin of Victory
 40-Point Margin of Victory
 30 Points in a Loss
 Less than 10 Points in a Win
 7 Touchdowns
 0 Touchdowns
 4 Touchdowns in a Quarter
 5 Touchdowns in a Half
 5 Rushing Touchdowns
 4 Passing Touchdowns
 Interception Return for Touchdown

Fumble Return for Touchdown

Punt Return for Touchdown

Kickoff Return for Touchdown

2 Non-Offensive Touchdowns
 4 Field Goals Made
 2 Field Goals Made in a Quarter
 3 Field Goals Made in a Half
 3 Field Goals Missed
 2 Field Goals Missed in a Quarter
 3 Field Goals Missed in a Half
 5 Field Goals Attempted
 4 Field Goals Attempted in a Half
 2 50-yard Field Goals Attempted
 Missed PAT
 Missed more than 1 PAT
 Made 2-Point Conversion
 Failed 2-Point Conversion
 Two 2-Point Conversions Attempted
 Defensive Extra Point Scored

Recorded a Safety

Blocked a Field Goal

Blocked a PAT
 Blocked a Punt

Blocked Punt Return for Touchdown

Blocked 2 Kicks/Punts
 30 (or more) First Downs
 10 (or less) First Downs
 20 (or more) First Downs by Rushing
 15 (or more) First Downs by Passing
 500 Yards Total Offense
 600 Yards Total Offense
 Less than 200 Yards Total Offense
 Less than 100 Yards Total Offense
 300 Yards Total Offense in a Half
 Less than 50 Yards Total Offense in a Half
 90 Offensive Plays
 50 (or fewer) Offensive Plays
 300 Yards Rushing
 400 Yards Rushing
 50 Yards (or less) Rushing
 0 Yards (or less) Rushing
 60 Rushing Attempts
 30 (or fewer) Rushing Attempts
 25 Pass Completions
 5 (or fewer) Pass Completions
 40 Pass Attempts
 10 (or fewer) Pass Attempts
 Threw 3 Interceptions
 300 Yards Passing
 400 Yards Passing
 100 (or less) Yards Passing
 Completed 70 Percent of Pass Attempts
 5 Fumbles
 4 Fumbles Lost
 5 Turnovers

GEORGIA TECH

Sept. 8, 2007 vs. Samford (69)
 Oct. 31, 2009 at Vanderbilt (56)
 Oct. 14, 2000 vs. Wake Forest (52)
 Sept. 5, 2009 vs. Jacksonville State (1st)
 Sept. 8, 2007 vs. Samford (28/1st)
 Nov. 14, 2009 at Duke (21/2nd)
 Oct. 18, 1997 at Florida State
 Dec. 31, 2008 vs. LSU (2nd) (Chick-fil-A Bowl)
 Nov. 14, 2009 at Duke (10-0)
 Nov. 29, 2008 at Georgia (28-12)
 Nov. 14, 2009 at Duke (49-10)
 Sept. 8, 2007 vs. Samford (69-14)
 Jan. 1, 2007 vs. West Virginia (35-38) (Gator Bowl)
 Nov. 11, 2006 at North Carolina (7-0)
 Nov. 14, 2009 at Duke (7)
 Dec. 31, 2008 vs. LSU (Chick-fil-A Bowl)
 Sept. 8, 2007 vs. Samford (4/1st)
 Sept. 8, 2007 vs. Samford (6/1st)
 Nov. 14, 2009 at Duke (5)
 Nov. 18, 2006 vs. Duke (5)
 Jan. 5, 2010 vs. Iowa (Orange Bowl)
 Jerrard Tarrant (40 yards) (Ricky Stanzani pass)
 Oct. 3, 2009 at Mississippi State
 Jerrard Tarrant (40 yards) (Anthony Dixon fumble)
 Sept. 10, 2009 vs. Clemson
 Jerrard Tarrant (85 yards)
 Oct. 31, 1998 at Maryland (in Baltimore)
 Dez White (100 yards)
 Sept. 9, 2006 vs. Samford (2 INT returns)
 Dec. 5, 2009 vs. Clemson (4) (ACC Championship)
 Dec. 5, 2009 vs. Clemson (2/2nd) (ACC Championship)
 Dec. 5, 2009 vs. Clemson (3/1st) (ACC Championship)
 Oct. 20, 2001 vs. NC State (5)
 Nov. 8, 2008 at North Carolina (2/2nd)
 Oct. 20, 2001 vs. NC State (3/2nd)
 Sept. 1, 2007 at Notre Dame
 Sept. 1, 2007 at Notre Dame (4/1st)
 Nov. 2, 1996 vs. Florida State (52, 50)
 Sept. 5, 2009 vs. Jacksonville State
 Oct. 30, 1993 at Duke (3)
 Nov. 29, 2008 at Georgia (run)
 Dec. 5, 2009 vs. Clemson (run) (ACC Championship)
 Nov. 29, 2008 at Georgia (3/2 made, 1 failed)
 Oct. 28, 1989 at Duke
 Ken Swilling 99-yard INT return (Steve Prince pass)
 Sept. 6, 2008 at Boston College
 Vance Walker tackled Chris Crane in end zone
 Nov. 14, 2009 at Duke
 Morgan Burnett blocked Snyderwine's 52-yd attempt
 Jan. 1, 1999 vs. Notre Dame (Gator Bowl)
 Nov. 20, 2008 vs. Miami
 Tony Clark blocked the punt attempt of Boshier
 Sept. 27, 1997 vs. Clemson
 Block by Ajenavi Eziemefie, Djay Jones recovered for TD
 Nov. 13, 2004 vs. Connecticut (2 punts)
 Nov. 9, 2000 vs. Virginia (34)
 Jan. 5, 2010 vs. Iowa (9) (Orange Bowl)
 Dec. 5, 2009 vs. Clemson (23) (ACC Championship)
 Oct. 6, 2005 vs. NC State (16)
 Nov. 14, 2009 at Duke (519)
 Nov. 9, 2000 vs. Virginia (627)
 Jan. 5, 2010 vs. Iowa (155) (Orange Bowl)
 Nov. 18, 1961 at Alabama (96)
 Oct. 31, 2009 at Vanderbilt (306/1st)
 Jan. 5, 2010 vs. Iowa (32/1st) (Orange Bowl)
 Oct. 6, 2005 vs. NC State
 Jan. 5, 2010 vs. Iowa (50) (Orange Bowl)
 Dec. 5, 2009 vs. Clemson (333) (ACC Championship)
 Nov. 7, 2009 vs. Wake Forest (OT) (412)
 Nov. 27, 2004 at Georgia (24)
 1968 (two times -- vs. Notre Dame and Navy)
 Dec. 5, 2009 vs. Clemson (65) (ACC Championship)
 Sept. 24, 2005 at Virginia Tech (25)
 Sept. 10, 2005 vs. North Carolina (25)
 Jan. 5, 2010 vs. Iowa (2) (Orange Bowl)
 Sept. 22, 2007 at Virginia (40)
 Jan. 5, 2010 vs. Iowa (9) (Orange Bowl)
 Nov. 1, 2007 vs. Virginia Tech (5)
 Oct. 6, 2007 at Maryland (309)
 Nov. 10, 2001 at Virginia (486)
 Jan. 5, 2010 vs. Iowa (12) (Orange Bowl)
 Oct. 3, 2009 at Mississippi State (.786/11-14)
 Nov. 14, 2009 at Duke (5)
 Nov. 17, 2007 vs. North Carolina (4)
 Nov. 1, 2007 vs. Virginia Tech (6)


OPPONENT

Nov. 5, 1977 by Notre Dame (69)
 Sept. 24, 2005 by Virginia Tech (51)
 Sept. 24, 2005 by Virginia Tech (51)
 Oct. 10, 2009 by Florida State (35/1st)
 Dec. 31, 2008 by LSU (28/2nd) (Chick-fil-A Bowl)
 Oct. 10, 2009 by Florida State (21/2nd)
 Oct. 4, 2008 by Duke
 Nov. 14, 2009 by Duke (2nd)
 Oct. 25, 2008 by Virginia (14-3)
 Jan. 1, 2007 by West Virginia (28-17) (Gator Bowl)
 Dec. 31, 2008 by LSU (3-38) (Chick-fil-A Bowl)
 Sept. 24, 2005 by Virginia (7-51)
 Dec. 5, 2009 by Clemson (34-39) (ACC Championship)
 Dec. 2, 2006 by Wake Forest (9-6) (ACC Championship)
 Sept. 29, 2001 by Clemson
 Oct. 24, 2009 by Virginia
 Dec. 31, 2008 by LSU (4/2nd) (Chick-fil-A Bowl)
 Oct. 10, 2009 by Florida State (5/1st)
 Dec. 5, 2009 by Clemson (5) (ACC Championship)
 Oct. 10, 2009 by Florida State (5)
 Sept. 22, 2007 by Virginia
 Jeffrey Fitzgerald (25 yards) (Taylor Bennett pass)
 Nov. 10, 2007 by Duke
 Leon Wright (24 yards) (Tashard Choice fumble)
 Oct. 28, 2000 by Clemson
 Brian Mance (88 yards)
 Oct. 31, 2009 by Vanderbilt
 Warren Norman (80 yards)
 Nov. 4, 2006 by NC State (INT return, KO return)
 Nov. 17, 2007 by North Carolina (4)
 Sept. 10, 2009 by Clemson (2/4th)
 Sept. 6, 2008 by Boston College (3/1st)
 Sept. 29, 2007 by Clemson (4)
 Sept. 17, 2009 by Miami (2/4th)
 Oct. 3, 1992 by NC State (3/2nd)
 Nov. 17, 2007 by North Carolina (5)
 Sept. 6, 2008 by Boston College (4/1st)
 Oct. 3, 1998 by Duke (50, 51)
 Nov. 24, 2007 by Georgia
 N/A
 Nov. 1, 2008 by Florida State (pass)
 Dec. 5, 2009 by Clemson (run) (ACC Championship)
 Nov. 10, 2001 by Virginia (0-for-3)
 None recorded


Sept. 17, 2009 at Miami
 Tech illegally punted ball out of own end zone
 Sept. 1, 2007 by Notre Dame
 Trevor Laws blocked Travis Bell's 29-yard attempt
 Sept. 13, 2008 by Virginia Tech
 Nov. 10, 2007 by Duke
 Tony Jackson blocked punt of Tech's Durant Brooks
 Nov. 2, 1996 by Florida State
 Block Peter Boulware, Shevin Smith recovered for TD
 Nov. 4, 1989 by Western Carolina (2 FGAs)
 Dec. 29, 2005 by Utah (31) (Emerald Bowl)
 Sept. 26, 2009 by North Carolina (8)
 Nov. 29, 1986 by Georgia (22)
 Oct. 10, 2009 by Florida State (16)
 Oct. 10, 2009 by Florida State (539)
 Oct. 17, 1998 by Virginia (600)
 Oct. 24, 2009 by Virginia (198)
 Oct. 9, 2004 by Maryland (82)
 Oct. 10, 2009 by Florida State (403/1st)
 Oct. 4, 2008 by Duke (49/1st)
 Oct. 5, 2002 by Wake Forest (92)
 Oct. 24, 2009 by Virginia (44)
 Nov. 28, 2009 by Georgia (339)
 N/A
 Nov. 14, 2009 by Duke (25)
 Sept. 1, 2007 by Notre Dame (-8)
 Oct. 5, 2002 by Wake Forest (60)
 Nov. 14, 2009 by Duke (24)
 Nov. 14, 2009 by Duke (27)
 Oct. 1, 1994 by NC State (3)
 Sept. 20, 2008 by Mississippi State (50)
 Nov. 30, 1985 by Georgia (10)
 Oct. 18, 2008 by Clemson (4)
 Oct. 10, 2009 by Florida State (359)
 Nov. 29, 2008 by Georgia (407)
 Dec. 5, 2009 by Clemson (91) (ACC Championship)
 Oct. 17, 2009 by Virginia Tech (.714/10-14)
 Oct. 3, 2009 by Mississippi State (5)
 Oct. 3, 2009 by Mississippi State (4)
 Oct. 3, 2009 by Mississippi State (5)



TECH OVERCAME 28-12 DEFICIT AT GEORGIA IN 2008.



TONY CLARK BLOCKED A MIAMI PUNT IN 2008.



TECH RUSHED FOR 412 YARDS VS. WAKE IN 2009.



THE LAST TIME IT HAPPENED

- 0 Turnovers
- 10 Penalties
- 2 (or fewer) Penalties
- 100 Penalty Yards
- 10 (or fewer) Penalty Yards
- 10 Punts
- 0 Punts
- 10 Third-Down Conversions
- 2 Fourth-Down Conversions
- 4 Fourth-Down Attempts
- 37:00 Time of Possession
- 15 Tackles for Loss
- 10 Sacks
- 5 Players to score a Touchdown
- 4 Players to Rush for a Touchdown
- 3 Players to Catch a Touchdown Pass
- 2 Players to Throw a Touchdown Pass
- 15-Play Touchdown Drive
- 8-Minute Touchdown Drive
- 90-Yard Touchdown Drive
- 1-Play Touchdown Drive
- Won an Overtime Game
- Game Won on Final Play
- 2 100-Yard Rushers

- 2 100-Yard Receivers

- 100-Yard Rusher and 100-Yard Receiver

- Dec. 5, 2009 vs. Clemson (ACC Championship)
- Oct. 20, 2007 vs. Army (12)
- Oct. 10, 2009 at Florida State (2)
- Oct. 20, 2007 vs. Army (110)
- Oct. 31, 2009 at Vanderbilt (9)
- Sept. 29, 2007 vs. Clemson (10)
- Dec. 5, 2009 vs. Clemson (ACC Championship)
- Dec. 5, 2009 vs. Clemson (10-18) (ACC Championship)
- Dec. 5, 2009 vs. Clemson (2) (ACC Championship)
- Nov. 28, 2009 vs. Georgia (4)
- Dec. 5, 2009 vs. Clemson (37:17) (ACC Championship)
- Sept. 1, 2007 at Notre Dame (19)
- Oct. 9, 1993 vs. Maryland (11)
- Nov. 14, 2009 at Duke (6)
- Nov. 14, 2009 at Duke (4)
- Nov. 18, 2006 vs. Duke (3)
- Dec. 31, 2007 vs. Fresno State (2) (Humanitarian Bowl)
- Dec. 5, 2009 vs. Clemson (15) (ACC Championship)
- Oct. 24, 2009 at Virginia (10:47)
- Oct. 3, 2009 at Mississippi State (90)
- Nov. 14, 2009 at Duke
- Nov. 7, 2009 vs. Wake Forest (OT) (30-27)
- Nov. 7, 2009 vs. Wake Forest (OT) (Nesbitt 3-yard run)
- Dec. 5, 2009 vs. Clemson (ACC Championship)
- Jonathan Dwyer (110), Josh Nesbitt (103)
- Sept. 11, 2005 vs. North Carolina
- Damarius Bilbo (8-131), Calvin Johnson (6-114)
- Oct. 31, 2009 at Vanderbilt
- Jonathan Dwyer (rush -186), Embry Peoples (rec.-117)

- Nov. 7, 2009 by Wake Forest (OT)
- Dec. 31, 2007 by Fresno State (10) (Humanitarian Bowl)
- Sept. 26, 2009 by North Carolina (2)
- Oct. 28, 2004 by Virginia Tech (108)
- Sept. 26, 2009 by North Carolina (9)
- Oct. 11, 2008 by Gardner-Webb (10)
- Dec. 5, 2009 by Clemson (ACC Championship)
- Oct. 10, 2009 by Florida State (10-13)
- Oct. 3, 2009 by Mississippi State (4)
- Oct. 3, 2009 by Mississippi State (4)
- Nov. 1, 2007 by Virginia Tech (37:25)
- N/A
- N/A
- N/A
- N/A
- N/A
- Sept. 30, 2006 by Virginia Tech (16)
- Oct. 21, 2000 by Duke (9:18)
- Nov. 20, 2008 by Miami (98)
- Nov. 28, 2009 by Georgia
- Oct. 11, 2001 by Maryland (20-17)
- Sept. 29, 2001 by Clemson (OT) (Dantzer 11-yard run)
- Nov. 28, 2009 by Georgia
- Washaun Ealey (183), Caleb King (166)
- Sept. 30, 2006 by Virginia Tech
- Eddie Royal (7-102), Justin Harper (4-109)
- Oct. 3, 2009 by Mississippi State
- Anthony Dixon (rush -106), Chad Bumphis (rec.-123)

BOTH TEAMS COMBINED

- 90 Points
- Oct. 10, 2009 at Florida State (93) (49-44)
- 80 Points
- Oct. 31, 2009 at Vanderbilt (87) (56-31)
- 20 (or fewer) Points
- Oct. 11, 2008 vs. Gardner-Webb (17) (10-7)
- 10 (or fewer) Points
- Nov. 11, 2006 at North Carolina (7) (7-0)
- Nov. 11, 2006 at North Carolina (2nd)
- 30 Points in a Quarter
- Oct. 31, 2009 at Vanderbilt (35/2nd)
- 10 Touchdowns
- Oct. 31, 2009 at Vanderbilt (12)
- 0 Touchdowns
- Dec. 2, 2006 vs. Wake Forest (ACC Championship)
- 5 Touchdowns in a Quarter
- Oct. 31, 2009 at Vanderbilt (5/2nd)
- 8 Touchdowns in a Half
- Oct. 31, 2009 at Vanderbilt (8/1st)
- 6 Field Goals
- Nov. 17, 2007 vs. North Carolina (6)
- 4 Field Goals Missed
- Sept. 29, 2007 vs. Clemson (4)
- 8 Field Goals Attempted
- Nov. 17, 2007 vs. North Carolina (8)
- 50 First Downs
- Oct. 10, 2009 at Florida State (51) (25-26)
- 25 (or fewer) First Downs
- Oct. 18, 2008 at Clemson (24) (12-12)
- 1,000 Yards Total Offense
- Oct. 10, 2009 at Florida State (1,071)
- 500 Yards (or fewer) Total Offense
- Oct. 11, 2008 vs. Gardner-Webb (426)
- 160 Offensive Plays
- Oct. 26, 2002 vs. Virginia (165)
- 120 (or fewer) Offensive Plays
- Oct. 17, 2009 vs. Virginia Tech (115)
- 500 Yards Rushing
- Dec. 5, 2009 vs. Clemson (656) (ACC Championship)
- 150 (or fewer) Yards Rushing
- Nov. 19, 2005 at Miami (150)
- 100 Rushing Attempts
- Nov. 20, 1999 at Wake Forest (100)
- 60 (or fewer) Rushing Attempts
- Sept. 9, 2006 vs. Samford (51)
- 700 Yards Passing
- Nov. 10, 2001 at Virginia (813)
- 175 (or fewer) Yards Passing
- Sept. 13, 2008 at Virginia Tech (157)
- 50 Pass Completions
- Sept. 15, 2007 vs. Boston College (50)
- 20 (or fewer) Completions
- Jan. 5, 2010 vs. Iowa (19) (Orange Bowl)
- 90 Pass Attempts
- Oct. 26, 2002 vs. Virginia (101)
- 30 (or fewer) Pass Attempts
- Nov. 28, 2009 vs. Georgia (27)
- 5 Passes Intercepted
- Nov. 1, 2007 vs. Virginia Tech (5)
- 10 Fumbles
- Dec. 29, 2000 vs. LSU (10) (Peach Bowl)
- 5 Fumbles Lost
- Oct. 10, 2009 at Florida State (5)
- 10 Turnovers
- Nov. 17, 1990 at Wake Forest (10)
- 0 Turnovers
- Sept. 17, 2009 at Miami
- 20 Penalties
- Sept. 10, 2004 vs. Western Carolina (21)
- 5 (or fewer) Penalties
- Oct. 23, 2003 vs. Maryland (4)
- 200 Penalty Yards
- Sept. 9, 2000 vs. Florida State (254)
- 25 (or fewer) Penalty Yards
- Oct. 23, 2003 vs. Maryland (20)
- 15 Punts
- Oct. 11, 2008 vs. Gardner-Webb (17)
- 0 Punts
- Dec. 5, 2009 vs. Clemson (ACC Championship)
- 10 Sacks
- Nov. 10, 2007 at Duke (10)

INDIVIDUAL

- 30 Rushing Attempts
- 150 Yards Rushing
- 200 Yards Rushing
- 50 Pass Attempts
- 40 Pass Attempts
- 25 Pass Completions
- Threw 3 Interceptions
- 400 Yards Passing
- 300 Yards Passing
- Rushed and Passed for 100 Yards
- Rushed and Received for 100 Yards
- 400 Yards Total Offense
- 300 Yards Total Offense
- 10 Receptions
- 200 Yards Receiving
- 100 Yards Receiving
- 4 Touchdowns
- 3 Touchdowns Rushing
- 3 Touchdowns Receiving
- 4 Touchdowns Passing
- Rushing and Receiving Touchdowns
- Rushing and Passing Touchdowns
- Passing and Receiving Touchdowns
- 4 Field Goals
- 3 Field Goals
- 5 Field Goal Attempts
- Made a 50-yard Field Goal
- 10 Punts
- 70-yard Punt
- 60-yard Punt
- 100 Punt Return Yards
- 70-yard Punt Return
- 90-yard Kickoff Return
- 70-yard Interception Return
- 15 Tackles
- 3.0 Sacks
- 2 Interceptions
- 2 Fumble Recoveries

GEORGIA TECH

- Sept. 26, 2009 vs. North Carolina, Josh Nesbitt (32)
- Nov. 7, 2009 vs. Wake Forest, Jonathan Dwyer (189)
- Nov. 29, 2008 at Georgia, Roddy Jones (214)
- Oct. 6, 2005 vs. NC State, Reggie Ball (53)
- Oct. 24, 2009 at Virginia, Taylor Bennett (40)
- Nov. 8, 2003 vs. Duke, Reggie Ball (27)
- Nov. 1, 2007 vs. Virginia Tech, Taylor Bennett (4)
- Nov. 10, 2001 at Virginia, George Godsey (486)
- Oct. 6, 2007 vs. Maryland, Taylor Bennett (309)
- Dec. 5, 2009 vs. Clemson, Josh Nesbitt (103/136)
- N/A
- Nov. 10, 2001 vs. Virginia, George Godsey (477)
- Oct. 3, 2009 at Mississippi State, Josh Nesbitt (319)
- Oct. 7, 2006 vs. Maryland, Calvin Johnson (10)
- Oct. 4, 2008 vs. Duke, Demaryius Thomas (230)
- Nov. 28, 2009 vs. Georgia, Demaryius Thomas (5-127)
- Jan. 4, 2004 vs. Tulsa, P.J. Daniels (4)
- Oct. 31, 2009 vs. Vanderbilt, Jonathan Dwyer (3)
- Sept. 11, 2004 vs. Clemson, Calvin Johnson (3)
- Nov. 4, 2006 vs. NC State, Reggie Ball (4)
- Dec. 21, 2004 vs. Syracuse, Calvin Johnson
- Dec. 5, 2009 vs. Clemson, Josh Nesbitt (1/1)
- Nov. 17, 2007 vs. North Carolina, Taylor Bennett
- Dec. 5, 2009 vs. Clemson, Scott Blair (4-4)
- Dec. 5, 2009 vs. Clemson, Scott Blair (4-4)
- Sept. 1, 2007 vs. Notre Dame, Travis Bell (5)
- Sept. 22, 2007 vs. Virginia, Travis Bell (51)
- Sept. 15, 2007 vs. Boston College, Durant Brooks (10)
- Nov. 17, 2007 vs. North Carolina, Durant Brooks (77)
- Nov. 14, 2009 at Duke, Chandler Anderson (61)
- Aug. 31, 2002 vs. Vanderbilt, Kelley Rhino (5-110)
- Sept. 10, 2009 vs. Clemson, Jerrard Tarrant (85 TD)
- Oct. 4, 2003 vs. NC State, Kenny Scott (90)
- Sept. 9, 2006 vs. Samford, Jamal Lewis (97 TD)
- Nov. 28, 2009 vs. Georgia, Morgan Burnett (16)
- Nov. 7, 2009 vs. Wake Forest (OT), Derrick Morgan (3.0)
- Sept. 26, 2009 vs. North Carolina, Morgan Burnett (2)
- Jan. 4, 2004 vs. Tulsa, Joe Anoai (2)

OPPONENT

- Nov. 8, 2003 by Duke, Chris Douglas (30)
- Nov. 28, 2009 by Georgia, Ealey (183) and King (166)
- Dec. 5, 2009 by Clemson, C.J. Spiller (233)
- Nov. 4, 2006 by NC State, Daniel Evans (53)
- Sept. 15, 2007 by Boston College, Matt Ryan (44)
- Nov. 7, 2009 by Wake Forest, Riley Skinner (26)
- Oct. 20, 2007 by Army, C. Williams (3)
- Nov. 29, 2008 by Georgia, Matthew Stafford (407)
- Oct. 10, 2009 by Florida State, Christian Ponder (359)
- Jan. 1, 2007 by West Virginia, Patrick White (145/131)
- Oct. 30, 1997 by North Carolina, J. Linton (138/137)
- Sept. 15, 2007 by Boston College, Matt Ryan (426)
- Oct. 10, 2009 by Florida State, Christian Ponder (376)
- Nov. 29, 2008 by Georgia, Mohamed Massaquoi (11)
- Dec. 29, 2005 by Utah, Travis Latendresse (214)
- Nov. 7, 2009 by Wake Forest, Marshall Williams (8-11)
- Dec. 5, 2009 by Clemson, C.J. Spiller (4)
- Dec. 5, 2009 by Clemson, C.J. Spiller (4)
- Nov. 29, 2008 by Georgia, Mohamed Massaquoi (3)
- Oct. 10, 2009 by Florida State, Christian Ponder (5)
- Oct. 17, 2009 by Virginia Tech, Ryan Williams (1/1)
- Nov. 1, 2008 by Florida State, Christian Ponder
- Nov. 10, 1984 by North Carolina, Kevin Anthony (2/1)
- Nov. 17, 2007 by North Carolina, Connor Barth (4-5)
- Nov. 28, 2009 by Georgia, Blair Walsh (3-4)
- Nov. 17, 2007 by North Carolina, Connor Barth (5)
- Sept. 10, 2009 by Clemson, Richard Jackson (53)
- N/A
- Oct. 15, 1994 by Virginia, Brice (78)
- Oct. 11, 2008 by Gardner-Webb, M. Hanna (61)
- N/A
- Sept. 14, 2002 by Clemson, Derrick Hamilton (79)
- Nov. 4, 2006 by NC State, D. Blackman (95 TD)
- Nov. 9, 2002 by Florida State, S. Samuels (82 TD)
- Nov. 28, 2009 by Georgia, Rennie Curran (15)
- N/A
- Sept. 10, 2009 by Clemson, DeAndre McDaniel (2)
- N/A

TWO PLAYERS

- 2 100-yard Rushers
- 2 100-yard Receivers
- 250 Combined Yards Rushing
- 250 Combined Yards Receiving
- 20 Combined Receptions
- 15 Combined Receptions

GEORGIA TECH

- Dec. 5, 2009 vs. Clemson, Dwyer (110), Nesbitt (103)
- Sept. 10, 2005 vs. N. Carolina, Bilbo (131), C. Johnson (114)
- Oct. 31, 2009 at Vanderbilt, Dwyer and Jones (266)
- Jan. 1, 2007 vs. W. Virginia, C. Johnson and J. Johnson (254)
- Nov. 10, 2001 at Virginia, Glover and Watkins (21)
- Sept. 11, 2004 at Clemson, C. Johnson and Thomas (16)

OPPONENT

- Nov. 28, 2009 by Georgia, Ealey (183) and King (166)
- Sept. 30, 2006 by Virginia Tech, Harper (109) and Royal (102)
- Nov. 28, 2009 by Georgia, Ealey and King (349)
- Nov. 29, 2008 by Georgia, Massaquoi and Moreno (254)
- Dec. 29, 2005 by Utah, Latendresse and Hernandez (24)
- Sept. 20, 2008 by Mississippi State, McRae and Bell (17)

Introduction

2010 Preview

Players

Staff

2009 Review

Records

History



YEAR-BY-YEAR TEAM STATISTICS

GEORGIA TECH

Table with columns: Year, Total Offense (G, Yds, YPG, TD), Rushing (Att, Yds, YPG, TD), Passing (Cmp-, Att, Int, Pct, Yds, YPG, TD), 1st Downs, Scoring (FG-A, Pts, PPG). Rows list statistics for each year from 1948 to 2009.

* Includes bowl game

13 Consecutive Bowl Appearances ■ 2009 ACC Champions



YEAR-BY-YEAR TEAM STATISTICS

OPPONENTS

Year	Total Offense				Rushing				Passing						1st			Scoring		
	G	Yds	YPG	TD	Att	Yds	YPG	TD	Cmp-	Att	Int	Pct	Yds	YPG	TD	Downs	FG-A	Pts	PPG	
1948	10	1513	151.3	10	374	749	74.9	9	62-	150	12	.413	764	76.4	1	86	na	69	6.9	
1949	10	2263	226.3	19	477	1455	144.5	14	65-	146	17	.445	808	80.8	5	114	0-1	129	12.9	
1950	11	3204	291.3	28	490	1806	164.2	19	105-	216	20	.489	1398	127.1	9	163	0-1	193	17.5	
1951*	12	2489	207.4	13	537	1370	114.2	10	110-	249	24	.442	1119	93.3	3	146	0-0	90	7.5	
1952*	12	2182	181.8	8	527	1312	109.3	8	82-	214	26	.383	880	73.3	0	122	1-na	59	4.9	
1953*	12	2685	223.8	16	556	1858	154.8	15	75-	174	22	.431	827	68.9	1	153	1-na	111	9.3	
1954	10	2465	246.5	13	537	1878	187.8	10	51-	118	15	.432	587	58.7	3	142	1-na	91	9.1	
1955	10	1999	199.9	6	406	1341	134.1	5	49-	110	15	.445	685	65.8	1	98	1-na	46	4.6	
1956	10	2003	200.3	5	405	1284	128.4	4	53-	132	17	.402	719	71.9	1	107	0-na	33	3.3	
1957	10	1778	177.8	10	473	1444	144.4	9	31-	73	7	.425	334	33.4	1	107	1-na	71	7.1	
1958	10	2018	201.8	12	423	1447	144.7	9	55-	129	12	.426	571	57.1	3	100	3-5	91	9.1	
1959	10	2163	216.3	15	432	1135	113.0	7	75-	147	9	.514	1028	102.8	7	110	3-4	107	10.7	
1960	10	2506	250.6	13	456	1472	147.2	7	94-	164	12	.573	1034	103.4	6	148	3-7	97	9.7	
1961	10	1785	178.5	6	365	949	94.9	3	78-	166	11	.470	836	83.6	3	107	3-5	50	5.0	
1962	10	2160	216.0	11	374	1024	102.4	6	95-	201	16	.473	1136	113.6	4	114	4-6	83	8.3	
1963	10	2080	208.0	11	416	1337	133.7	9	60-	152	9	.395	743	74.3	2	115	4-5	89	8.9	
1964	10	2317	231.7	10	373	1002	100.2	6	108-	232	13	.466	1315	131.5	3	128	3-8	79	7.9	
1965	10	3341	334.1	19	467	1664	164.4	11	138-	263	17	.525	1677	167.7	8	187	6-3	150	15.0	
1966	10	2066	206.6	9	400	1081	108.1	4	79-	202	16	.391	985	98.5	4	110	7-11	81	8.1	
1967	10	3155	315.5	28	494	1927	192.7	18	88-	192	11	.458	1228	122.8	10	159	4-10	205	20.5	
1968	10	3685	368.5	36	584	2339	233.9	24	105-	227	9	.462	1346	134.6	6	215	5-13	263	26.3	
1969	10	3301	330.1	25	476	1488	148.8	12	133-	289	28	.460	1813	181.3	12	185	3-13	183	18.3	
1970	11	3260	296.4	21	424	1226	111.5	10	131-	298	23	.440	2034	184.9	9	155	4-14	156	14.2	
1971	11	2790	253.6	4	477	1299	118.1	11	114-	240	14	.475	1491	135.5	7	167		166	15.1	
1972	11	3409	309.9	23	568	2045	185.9	13	108-	224	21	.482	1364	124.0	7	190	12-24	196	17.8	
1973	11	3760	341.8	27	538	2447	222.5	13	103-	198	13	.520	1313	119.7	12	221	8-15	211	19.2	
1974	11	3514	319.5	29	582	2570	233.6	22	69-	147	11	.469	944	85.8	6	208	3-13	212	19.3	
1975	11	3887	353.4	25	494	1947	177.0	15	141-	267	13	.528	1940	176.4	8	202	10-16	200	18.2	
1976	11	4022	365.6	33	609	2279	207.1	21	118-	218	14	.541	1743	158.4	12	221	12-20	267	24.3	
1977	11	3664	333.1		594	2151	195.5	19	104-	235	14	.443	1513	137.5	10	209		221	20.1	
1978	11	3970	360.9	25	569	2285	207.7	14	117-	225	14	.520	1685	153.2	7	208	12-14	212	19.3	
1979	11	3754	341.3	24	602	2344	213.1	16	118-	228	8	.518	1410	128.2	4	220	8-17	190	17.3	
1980	11	3987	362.5	31	617	2630	239.0	18	112-	225	19	.498	1357	123.4	11	225	13-na	260	23.6	
1981	11	4367	397.0	39	575	2574	234.0	23	112-	211	13	.531	1793	163.0	13	219	12-17	309	28.1	
1982	11	4128	375.3	37	531	2732	219.4	25	129-	242	12	.533	1715	155.9	12	220	9-14	286	26.0	
1983	11	4487	407.9	38	510	2331	211.9	23	159-	289	9	.550	2156	196.0	14	224	16-22	313	28.4	
1984	11	3490	317.3	22	457	1623	147.5	9	163-	295	13	.552	1867	169.7	12	192	15-18	201	18.3	
1985	11	3433	312.1	12	434	1793	163.0	7	156-	317	16	.492	1640	149.0	5	173	11-21	118	10.7	
1986	11	3584	325.8	27	502	2078	188.9	18	129-	253	14	.510	1506	136.9	9	211	8-14	211	19.2	
1987	11	4226	384.2	34	495	1959	178.1	12	183-	306	11	.598	2267	206.1	16	229	14-20	275	25.0	
1988	11	3094	281.3	24	484	1566	142.4	12	129-	252	14	.512	1528	138.9	8	180	9-14	194	17.6	
1989	11	3732	339.3	25	466	1630	148.2	15	196-	356	14	.551	2102	191.1	8	216	12-19	213	19.4	
1990	11	3242	294.7	13	434	1220	110.9	7	151-	309	24	.489	2022	183.8	5	174	24-28	165	15.5	
1991	12	3333	277.8	25	462	1344	112.0	10	178-	369	18	.482	1989	165.8	12	190	8-15	197	16.4	
1992	11	4401	400.1	32	533	2066	187.8	17	180-	310	14	.581	2335	212.3	12	229	20-30	286	26.0	
1993	11	4373	397.5	36	529	1874	170.4	21	195-	318	10	.613	2499	135.6	14	249	12-18	286	26.0	
1994	11	4207	382.5	39	580	2534	230.4	28	144-	266	10	.548	1673	152.1	10	233	16-24	319	29.0	
1995	11	3695	335.9	31	372	1003	91.2	17	239-	385	11	.621	2692	244.7	13	208	9-16	243	22.1	
1996	11	3832	348.4	29	412	1635	148.6	13	177-	312	13	.567	2197	199.7	12	190	11-13	236	21.5	
1997	11	4719	420.0	34	379	1460	132.7	10	257-	402	16	.639	3259	296.3	23	239	10-17	266	24.2	
1998	11	4376	397.6	34	447	1844	167.6	17	199-	361	10	.551	2830	230.0	14	224	10-15	267	24.3	
1999	11	4552	413.8	41	479	2015	183.2	26	195-	353	9	.552	2537	230.6	15	244	15-17	333	30.3	
2000	11	4176	379.6	27	371	1039	94.5	6	248-	430	15	.577	3137	285.2	19	228	7-13	209	19.0	
2001	12	4000	333.3	34	432	1405	117.1	17	212-	390	11	.544	2595	216.2	13	218	11-12	267	22.2	
2002*	13	4624	355.7	30	486	1750	134.6	16	235-	440	11	.534	2874	221.1	11	228	18-25	267	20.5	
2003*	13	4189	322.2	30	445	1307	100.5	14	257-	425	13	.605	2882	221.7	15	218	18-24	266	20.5	
2004*	12	3575	297.9	28	405	1255	104.6	13	215-	395	10	.544	2320	193.3	12	192	10-21	227	18.9	
2005*	12	3810	317.5	28	409	1247	103.9	9	205-	384	21	.534	2563	213.6	16	200	15-17	241	20.1	
2006*	14	4208	300.6	29	445	1467	104.8	13	238-	461	13	.516	2741	195.8	11	223	18-26	257	18.4	
2007*	13	4295	330.4	31	472	1488	114.5	19	219-	389	12	.563	2807	215.9	12	219	14-20	271	20.8	
2008*	13	4076	313.5	33	432	1564	120.3	13	246-	415	18	.593	2512	193.2	20	224	11-14	264	20.3	
2009*	14	5044	360.3	42	433	2123	151.6	16	245-	398	12	.616	2921	208.6	23	241	18-27	347	24.8	

* Includes bowl game



TECH IN THE NCAA STATISTICS

TEAM	2009	2008	2007	2006	2005	2004	2003	2002	2001	2000
Pool size	120	119	119	119	117	117	117	117	115	114
Rushing Offense	2 (295.4)	4 (273.23)	24 (199.31)	35 (162.43)	49 (153.75)	49 (162.25)	49 (160.46)	48 (163.62)	70 (139.00)	35 (164.27)
Passing Offense	115 (126.7)	116 (99.20)	98 (185.62)	91 (169.64)	89 (195.25)	86 (184.17)	100 (170.15)	61 (211.08)	17 (278.92)	17 (271.09)
Total Offense	11 (442.1)	50 (372.46)	69 (384.92)	67 (332.07)	78 (349.00)	80 (346.42)	94 (330.62)	57 (374.69)	34 (417.92)	15 (435.36)
Scoring Offense	11 (33.8)	t-74 (24.38)	68 (26.23)	54 (24.93)	103 (18.50)	85 (22.00)	90 (21.08)	94 (21.54)	28 (31.75)	18 (33.82)
Rushing Defense	68 (151.6)	24 (120.30)	20 (114.46)	20 (104.79)	13 (103.92)	13 (104.58)	12 (100.54)	42 (134.62)	23 (117.08)	12 (94.45)
Pass Defense	47 (208.6)	41 (193.23)	41 (315.92)	49 (195.79)	52 (213.58)	24 (193.33)	60 (221.69)	64 (221.08)	53 (216.25)	114 (285.18)
Total Defense	54 (360.3)	25 (313.54)	20 (330.38)	27 (300.57)	22 (317.50)	12 (297.92)	94 (330.62)	50 (355.69)	32 (333.33)	70 (379.64)
Scoring Defense	58 (24.8)	28 (20.30)	21 (20.85)	27 (18.36)	23 (20.08)	21 (18.92)	27 (20.46)	27 (20.54)	37 (22.25)	21 (19.00)
Net Punting	43 (38.1)	93 (33.15)	7 (39.15)	2 (40.66)	27 (35.99)	55 (35.86)	105 (32.60)	34 (35.81)	28 (37.26)	17 (37.56)
Punt Returns	10 (13.4)	88 (6.74)	41 (9.91)	84 (7.47)	105 (5.66)	92 (7.00)	25 (11.52)	59 (10.08)	31 (10.88)	58 (9.34)
Kickoff Returns	49 (21.8)	95 (19.62)	54 (21.65)	74 (19.40)	67 (20.20)	33 (21.77)	57 (20.42)	76 (19.51)	21 (22.86)	6 (23.53)
Turnover Margin	25 (0.57)	t-49 (0.15)	83 (-.31)	43 (0.21)	t-16 (0.75)	109 (-1.08)	t-53 (0.15)	88 (-0.62)	55 (0.08)	2 (1.64)
Fumbles Recovered	t-15 (14)	t-38 (11)	t-12 (15)	t-39 (12)	t-91 (7)	t-87 (7)	t-23 (14)	t-65 (11)	t-40 (11)	t-10 (15)
Passes Intercepted	t-50 (12)	t-15 (18)	117 (5)	t-52 (13)	6 (21)	t-75 (10)	t-56 (13)	t-79 (11)	t-66 (11)	t-26 (15)
Fumbles Lost	t-79 (12)	118 (20)	t-77 (12)	t-9 (6)	t-16 (7)	t-81 (12)	t-59 (12)	t-28 (10)	t-19 (7)	t-10 (6)
Passes Had Intercepted	t-11 (6)	t-10 (7)	t-42 (12)	t-93 (16)	t-58 (12)	t-107 (18)	t-57 (13)	t-100 (20)	t-75 (14)	t-7 (6)
Turnovers Gained	t-29 (26)	t-20 (29)	t-88 (20)	t-47 (25)	t-16 (28)	t-92 (17)	t-36 (27)	t-79 (22)	t-54 (22)	t-13 (30)
Turnovers Lost	t-28 (18)	t-88 (27)	t-52 (24)	t-47 (22)	t-28 (19)	t-108 (30)	t-62 (25)	t-91 (30)	t-40 (21)	t-3 (12)
Passing Efficiency	12 (149.6)	92 (111.99)	108 (107.62)	82 (114.95)	109 (97.92)	101 (108.26)	96 (105.98)	92 (110.07)	20 (140.38)	6 (145.86)
Pass Efficiency Defense	88 (136.3)	43 (117.37)	58 (124.52)	9 (103.78)	23 (112.28)	21 (108.70)	53 (122.99)	29 (111.52)	45 (115.65)	86 (126.59)
Fewest Penalties Per Game	t-56 (6.0)	t-26 (4.85)	83 (6.92)	79 (6.14)	t-74 (7.33)	50 (6.25)	14 (5.23)	t-78 (7.31)	63 (7.08)	93 (8.36)
Fewest Yards Penalized	34 (47.1)	t-36 (43.85)	87 (59.31)	72 (50.93)	61 (57.17)	57 (53.33)	14 (44.31)	69 (60.92)	57 (59.33)	89 (69.91)
Punt Return Yardage Defense	44 (7.4)	73 (9.80)	37 (7.25)	13 (4.97)	53 (8.81)	11 (5.91)	t-48 (9.00)	18 (8.27)	40 (8.44)	32 (7.52)
Kick Return Yardage Defense	83 (22.5)	40 (19.89)	3 (16.95)	119 (26.98)	103 (23.71)	102 (23.29)	96 (22.89)	33 (18.88)	84 (22.08)	7 (16.43)
Sacks	72 (1.8)	t-18 (2.62)	1 (3.69)	t-31 (2.50)	14 (3.00)					
Tackles For Loss	93 (4.9)	13 (7.31)	4 (8.62)	41 (6.29)	20 (7.50)					
Sacks Allowed	5 (0.86)	t-30 (1.46)	t-41 (1.69)	34 (1.57)	6 (0.83)					
Tackles For Loss Allowed	32 (5.1)	t-53 (5.62)	t-37 (5.62)	49 (5.39)	34 (5.67)					
3rd-Down Conversion Pct.	1 (52.3)	84 (36.7)	75 (38.1)	63 (37.8)	79 (35.9)					
4th-Down Conversion Pct.	41 (55.6)	t-74 (42.9)	91 (41.2)	t-59 (50.0)	t-96 (38.5)					
3rd-Down Conv. Pct. Defense	82 (41.0)	t-57 (38.1)	19 (33.7)	15 (31.7)	4 (28.7)					
4th-Down Conv. Pct. Defense	t-38 (42.9)	t-28 (40.0)	118 (76.9)	t-99 (60.0)	t-20 (37.5)					
Time of Possession	3 (33:49)	48 (30:31)	37 (30:34)	61 (29:51)	13 (31:49)					
First Downs	43 (20.5)	t-103 (16.46)								
Opponent First Downs	22 (17.2)	34 (17.23)								
Red Zone Offense	t-56 (0.82)	t-82 (0.77)								
Red Zone Defense	t-75 (0.83)	t-37 (0.79)								

13 Consecutive Bowl Appearances ■ 2009 ACC Champions

INDIVIDUALS IN THE NCAA STATISTICS (Top 10 / Since 1999)

SACKS			
Player	Season	Rank	Stats
Derrick Morgan	2009	8th	0.89
INTERCEPTIONS			
Player	Season	Rank	Stats
Morgan Burnett	2008	t-3rd	0.54
FUMBLES RECOVERED			
Player	Season	Rank	Stats
Derrick Morgan	2008	t-5th	0.31
PUNTING			
Player	Season	Rank	Stats
Durant Brooks	2007	5th	45.06
Durant Brooks	2006	4th	45.52
FIELD GOALS			
Player	Season	Rank	Stats
Travis Bell	2007	t-9th	1.77
Luke Manget	2001	10th	1.58
TOTAL RECEIVING YARDS			
Player	Season	Rank	Stats
Calvin Johnson	2006	9th	1,202
PASS EFFICIENCY			
Player	Category	Rank	Stats
George Godsey	2000	6th	151.86
Joe Hamilton	1999	2nd	175.00
TOTAL OFFENSE			
Player	Category	Rank	Stats
Joe Hamilton	1999	2nd	345.27

ACC INDIVIDUAL STATISTICAL LEADERS

RUSHING <table border="0"> <tr><td>Player</td><td>Season</td><td>Stats</td></tr> <tr><td>Jonathan Dwyer</td><td>2008</td><td>107.3</td></tr> <tr><td>Tashard Choice</td><td>2007</td><td>114.9</td></tr> <tr><td>Tashard Choice</td><td>2006</td><td>105.2</td></tr> <tr><td>P.J. Daniels</td><td>2003</td><td>111.3</td></tr> <tr><td>Jerry Mays</td><td>1989</td><td>122.5</td></tr> <tr><td>Robert Lavette</td><td>1982</td><td>109.8</td></tr> </table>	Player	Season	Stats	Jonathan Dwyer	2008	107.3	Tashard Choice	2007	114.9	Tashard Choice	2006	105.2	P.J. Daniels	2003	111.3	Jerry Mays	1989	122.5	Robert Lavette	1982	109.8	KICKOFF RETURNS <table border="0"> <tr><td>Player</td><td>Season</td><td>Stats</td></tr> <tr><td>Derrick Steagall</td><td>1993</td><td>25.8</td></tr> <tr><td>Cory Collier</td><td>1983</td><td>30.4</td></tr> <tr><td>Cleve Pounds</td><td>1982</td><td>23.0</td></tr> <tr><td>Robert Lavette</td><td>1981</td><td>22.9</td></tr> </table>	Player	Season	Stats	Derrick Steagall	1993	25.8	Cory Collier	1983	30.4	Cleve Pounds	1982	23.0	Robert Lavette	1981	22.9	SACKS <table border="0"> <tr><td>Player</td><td>Season</td><td>Stats</td></tr> <tr><td>Derrick Morgan</td><td>2009</td><td>12.5</td></tr> <tr><td>Eric Henderson</td><td>2003</td><td>11.0</td></tr> <tr><td>Greg Gathers</td><td>2001</td><td>10.0</td></tr> <tr><td>Coleman Rudolph</td><td>1991</td><td>13.0</td></tr> <tr><td>Marco Coleman</td><td>1990</td><td>13.0</td></tr> <tr><td>George Malone</td><td>1988</td><td>7.0</td></tr> </table>	Player	Season	Stats	Derrick Morgan	2009	12.5	Eric Henderson	2003	11.0	Greg Gathers	2001	10.0	Coleman Rudolph	1991	13.0	Marco Coleman	1990	13.0	George Malone	1988	7.0
Player	Season	Stats																																																									
Jonathan Dwyer	2008	107.3																																																									
Tashard Choice	2007	114.9																																																									
Tashard Choice	2006	105.2																																																									
P.J. Daniels	2003	111.3																																																									
Jerry Mays	1989	122.5																																																									
Robert Lavette	1982	109.8																																																									
Player	Season	Stats																																																									
Derrick Steagall	1993	25.8																																																									
Cory Collier	1983	30.4																																																									
Cleve Pounds	1982	23.0																																																									
Robert Lavette	1981	22.9																																																									
Player	Season	Stats																																																									
Derrick Morgan	2009	12.5																																																									
Eric Henderson	2003	11.0																																																									
Greg Gathers	2001	10.0																																																									
Coleman Rudolph	1991	13.0																																																									
Marco Coleman	1990	13.0																																																									
George Malone	1988	7.0																																																									
INTERCEPTIONS <table border="0"> <tr><td>Player</td><td>Season</td><td>Stats</td></tr> <tr><td>Morgan Burnett</td><td>2008</td><td>(tie) 0.54</td></tr> <tr><td>Willie Clay</td><td>1991</td><td>0.75</td></tr> <tr><td>Ken Swilling</td><td>1990</td><td>0.56</td></tr> </table>	Player	Season	Stats	Morgan Burnett	2008	(tie) 0.54	Willie Clay	1991	0.75	Ken Swilling	1990	0.56	FIELD GOALS <table border="0"> <tr><td>Player</td><td>Season</td><td>Stats</td></tr> <tr><td>Luke Manget</td><td>2001</td><td>1.58</td></tr> </table>	Player	Season	Stats	Luke Manget	2001	1.58	TACKLES <table border="0"> <tr><td>Player</td><td>Season</td><td>Stats</td></tr> <tr><td>Keyaron Fox</td><td>2003</td><td>11.9</td></tr> <tr><td>Keith Brooking</td><td>1995</td><td>13.3</td></tr> <tr><td>Jamal Cox</td><td>1994</td><td>13.3</td></tr> <tr><td>Duane Wood</td><td>1980</td><td>15.5</td></tr> </table>	Player	Season	Stats	Keyaron Fox	2003	11.9	Keith Brooking	1995	13.3	Jamal Cox	1994	13.3	Duane Wood	1980	15.5																								
Player	Season	Stats																																																									
Morgan Burnett	2008	(tie) 0.54																																																									
Willie Clay	1991	0.75																																																									
Ken Swilling	1990	0.56																																																									
Player	Season	Stats																																																									
Luke Manget	2001	1.58																																																									
Player	Season	Stats																																																									
Keyaron Fox	2003	11.9																																																									
Keith Brooking	1995	13.3																																																									
Jamal Cox	1994	13.3																																																									
Duane Wood	1980	15.5																																																									
RECEPTIONS PER GAME <table border="0"> <tr><td>Player</td><td>Season</td><td>Stats</td></tr> <tr><td>Calvin Johnson</td><td>2006</td><td>5.43</td></tr> <tr><td>Harvey Middleton</td><td>1996</td><td>5.8</td></tr> </table>	Player	Season	Stats	Calvin Johnson	2006	5.43	Harvey Middleton	1996	5.8	TOTAL OFFENSE <table border="0"> <tr><td>Player</td><td>Season</td><td>Stats</td></tr> <tr><td>Joe Hamilton</td><td>1999</td><td>345.27</td></tr> <tr><td>John Dewberry</td><td>1984</td><td>345.27</td></tr> </table>	Player	Season	Stats	Joe Hamilton	1999	345.27	John Dewberry	1984	345.27	TACKLES FOR LOSS <table border="0"> <tr><td>Player</td><td>Season</td><td>Stats</td></tr> <tr><td>Marco Coleman</td><td>1990</td><td>19.0</td></tr> </table>	Player	Season	Stats	Marco Coleman	1990	19.0																																	
Player	Season	Stats																																																									
Calvin Johnson	2006	5.43																																																									
Harvey Middleton	1996	5.8																																																									
Player	Season	Stats																																																									
Joe Hamilton	1999	345.27																																																									
John Dewberry	1984	345.27																																																									
Player	Season	Stats																																																									
Marco Coleman	1990	19.0																																																									
RECEIVING YARDAGE <table border="0"> <tr><td>Player</td><td>Season</td><td>Stats</td></tr> <tr><td>Calvin Johnson</td><td>2006</td><td>85.9</td></tr> <tr><td>Harvey Middleton</td><td>1996</td><td>73.1</td></tr> </table>	Player	Season	Stats	Calvin Johnson	2006	85.9	Harvey Middleton	1996	73.1	ALL-PURPOSE YARDS <table border="0"> <tr><td>Player</td><td>Season</td><td>Stats</td></tr> <tr><td>Jerry Mays</td><td>1989</td><td>147.6</td></tr> <tr><td>Robert Lavette</td><td>1982</td><td>142.7</td></tr> <tr><td>Robert Lavette</td><td>1981</td><td>142.0</td></tr> </table>	Player	Season	Stats	Jerry Mays	1989	147.6	Robert Lavette	1982	142.7	Robert Lavette	1981	142.0	PASSES DEFENDED <table border="0"> <tr><td>Player</td><td>Season</td><td>Stats</td></tr> <tr><td>Nathan Perryman</td><td>1995</td><td>13</td></tr> </table>	Player	Season	Stats	Nathan Perryman	1995	13																														
Player	Season	Stats																																																									
Calvin Johnson	2006	85.9																																																									
Harvey Middleton	1996	73.1																																																									
Player	Season	Stats																																																									
Jerry Mays	1989	147.6																																																									
Robert Lavette	1982	142.7																																																									
Robert Lavette	1981	142.0																																																									
Player	Season	Stats																																																									
Nathan Perryman	1995	13																																																									
PUNTING <table border="0"> <tr><td>Player</td><td>Season</td><td>Stats</td></tr> <tr><td>Durant Brooks</td><td>2006</td><td>45.5</td></tr> <tr><td>Rodney Williams</td><td>1997</td><td>45.6</td></tr> <tr><td>Jason Bender</td><td>1994</td><td>45.5</td></tr> <tr><td>Ron Rice</td><td>1982</td><td>42.6</td></tr> </table>	Player	Season	Stats	Durant Brooks	2006	45.5	Rodney Williams	1997	45.6	Jason Bender	1994	45.5	Ron Rice	1982	42.6	PASS EFFICIENCY <table border="0"> <tr><td>Player</td><td>Season</td><td>Stats</td></tr> <tr><td>Joe Hamilton</td><td>1999</td><td>175.0</td></tr> <tr><td>Joe Hamilton</td><td>1998</td><td>141.7</td></tr> <tr><td>John Dewberry</td><td>1985</td><td>133.6</td></tr> </table>	Player	Season	Stats	Joe Hamilton	1999	175.0	Joe Hamilton	1998	141.7	John Dewberry	1985	133.6	SCORING <table border="0"> <tr><td>Player</td><td>Season</td><td>Stats</td></tr> <tr><td>Robert Lavette</td><td>1982</td><td>10.4</td></tr> </table>	Player	Season	Stats	Robert Lavette	1982	10.4																								
Player	Season	Stats																																																									
Durant Brooks	2006	45.5																																																									
Rodney Williams	1997	45.6																																																									
Jason Bender	1994	45.5																																																									
Ron Rice	1982	42.6																																																									
Player	Season	Stats																																																									
Joe Hamilton	1999	175.0																																																									
Joe Hamilton	1998	141.7																																																									
John Dewberry	1985	133.6																																																									
Player	Season	Stats																																																									
Robert Lavette	1982	10.4																																																									
PUNT RETURNS <table border="0"> <tr><td>Player</td><td>Season</td><td>Stats</td></tr> <tr><td>Jonathan Smith</td><td>2003</td><td>11.7</td></tr> <tr><td>Charlie Rogers</td><td>1998</td><td>14.2</td></tr> <tr><td>Ricardo Ingram</td><td>1986</td><td>14.6</td></tr> <tr><td>Jack Westbrook</td><td>1982</td><td>12.1</td></tr> </table>	Player	Season	Stats	Jonathan Smith	2003	11.7	Charlie Rogers	1998	14.2	Ricardo Ingram	1986	14.6	Jack Westbrook	1982	12.1	SCORING BY KICKING <table border="0"> <tr><td>Player</td><td>Season</td><td>Stats</td></tr> <tr><td>Luke Manget</td><td>2000</td><td>74</td></tr> </table>	Player	Season	Stats	Luke Manget	2000	74	 <p>ERIC HENDERSON</p>																																				
Player	Season	Stats																																																									
Jonathan Smith	2003	11.7																																																									
Charlie Rogers	1998	14.2																																																									
Ricardo Ingram	1986	14.6																																																									
Jack Westbrook	1982	12.1																																																									
Player	Season	Stats																																																									
Luke Manget	2000	74																																																									

ACC TEAM STATS LEADERS

TOTAL OFFENSE	2009	442.1
	2008	372.5
	1999	509.0
TOTAL DEFENSE	1984	317.2
RUSHING OFFENSE	2009	295.4
	2008	273.2
	2007	199.3
	1984	235.0
RUSHING DEFENSE	2003	100.5
	1995	91.2
	1984	147.5
PASSING OFFENSE	2001	278.9
PASSING DEFENSE	1988	138.9
	1986	136.9
	1985	149.1
	1980	123.4
SCORING OFFENSE	2009	33.8
	1999	40.7
	1998	35.6
SCORING DEFENSE	1985	10.7
	1984	18.3

2 0 1 0 G E O R G I A T E C H F O O T B A L L



GEORGIA TECH



B R A C E F O R

IMPACT

HISTORY

2 0 0 9 A C C C H A M P I O N S



HISTORY

GEORGIA TECH 222, CUMBERLAND 0 Most Lopsided Game In Yellow Jacket History Came In Atlanta In 1916



The most lopsided game of all time happened in Atlanta on Oct. 7, 1916.

The previous spring, Cumberland's baseball team had trounced Tech. Cumberland University was located in Lebanon, Tenn., and the Cumberland squad was actually comprised of professional players from nearby Nashville. Georgia Tech head coach John Heisman was not amused, and the Tech students and alumni howled for revenge, so Heisman offered the Bulldogs a \$500 guarantee to come to Atlanta for a football game.

World's Record In Total Points Made by Tech

Almost Inconceivable Score of 222 to 0—Was Piled Up by Yellow Jackets on Weak Cumberland Aggregation — Jim Preas Also Established a Record by Kicking 18 Consecutive Goals From Touchdown—Game Was a Burlesque

In the game, Tech scored 32 touchdowns, averaged 3.8 points per minute, carried the ball for 978 yards, and never threw a pass. Cumberland, since it was losing yardage faster than it was gaining real estate, began to kick the football back to the Jackets immediately after Tech kicked off to them.

Amazingly, neither team made a first down

in the game because Tech scored within four downs on every possession. All-American Everett Strupper led Tech with six touchdowns.



GEORGIA TECH RUSHED FOR 978 YARDS IN A 222-0 THRASHING OF CUMBERLAND IN 1916.

WRONG WAY RIEGELS

The Most Stunning Play In Rose Bowl History Helped Yellow Jackets Beat Cal, Win National Title

The most stunning single play in the history of the Rose Bowl propelled Georgia Tech to its first bowl victory when Roy Riegels' infamous Wrong Way Run turned out right as the Rambling Wreck beat California, 8-7, in the 1929 Rose Bowl.


Early in the second quarter, with the score tied 0-0, Tech halfback Stumpy Thomason was hit by the Golden Bears' Benny Lom. He fumbled around the Tech 35-yard line, and Riegels scooped up the bouncing ball. For Riegels, a center and captain of his Golden Bear team, fate had sent him running free and clear. He got a good block from a teammate, slipped off a tackler and spun around. But something was wrong.



"Stop, Roy! You're running the wrong way," yelled Lom. Riegels thought the speedier Lom was asking for a lateral. At the 10-yard line, Lom grabbed Riegels, but Riegels shook him loose. Finally, at the one-yard line, Lom pulled Riegels down, but not before a 64-yard run into immortality.

California still had the ball. On the first play, the Golden Bears attempted to punt the ball out of the end zone with Riegels snapping to Lom. However, the left side of the California line collapsed and Tech's Vance Maree blocked the punt, which rolled out of bounds for a safety.

Those two points turned out to be the winning points as both teams traded touchdowns in the second half, and the Rambling Wreck eventually prevailed, 8-7, in one of the strangest games ever played. Tech's Rose Bowl win capped a perfect 10-0 season, the first undefeated season for head coach William Alexander, and the Rambling Wreck captured its second national title.



ROY RIEGELS' INFAMOUS WRONG-WAY RUN LED TO GEORGIA TECH'S ROSE BOWL VICTORY IN 1929.

13 Consecutive Bowl Appearances ■ 2009 ACC Champions



HISTORY

Introduction

2010 Preview

Players

Staff

2009 Review

Records

History

NCAA SINGLE-GAME RUSHING RECORD Eddie Lee Ivery Rushed For 356 Yards Against Air Force In 1978

On a day (Nov. 11, 1978) when ice skates would have been more appropriate footwear than cleated shoes and when an agitated stomach threatened his very presence in Georgia Tech's lineup, tailback Eddie Lee Ivery made college football history.

On 26 rushes, Eddie Lee Ivery gained 356 yards, more yards in a single game than any other major college back ever, on a field that required de-snowing by a street sweeper twice before the game. In fact, the field was made even more treacherous by 20-degree temperatures augmented by a 20 mph wind (making the chill factor zero degrees) which turned the Falcon Stadium turf into a frozen tundra.

Complicating Ivery's plight was his stomach. After a nifty reversal of direction, which resulted in a 73-yard touchdown run early in the second quarter giving Tech a 14-0 advantage, Ivery could be seen on the sidelines doubled over at the waist, vomiting and in obvious pain.

At halftime, Ivery had 122 yards on 12 carries, but his status for the second half was very much in doubt.

An 80-yard touchdown run with 6:08 left in the third quarter gave Ivery 240 yards and broke Brent Cunningham's school record of 217 yards set in 1970 against Clemson.

With 10:25 left in the game, Ivery scored on a 57-yard run, giving him 309 yards. Besides giving Tech a 35-21 lead against a team that obviously was not going to surrender without a fight, it put Ivery within 41 yards of the NCAA single game record of 350 yards set by Michigan State's Eric Allen against Purdue in 1971.

When an Air Force drive fizzled at Tech's eight-yard line on an incomplete pass, Rodgers told the team he'd let Ivery run the ball until he got the record. Ivery crashed over right tackle for 13 yards, leaving him just 28 yards short of the record. A run around right end gained another 13. Only 15 to go. Adding to the drama, Ivery's stomach began to churn again at that point, to the extent he had to leave the game.

His replacement, Ray Friday, shocked everyone by bolting 66 yards straight up the middle for his second touchdown of the day.

More than six minutes remained when Tech kicked off to Air Force with a 42-21 lead, plenty of time to retrieve the ball and let Ivery get the record.

The chance came when linebacker Henry Johnson intercepted a pass at the Air Force 41-yard line.

Ivery trotted back onto the field and rushed 21 yards with his first carry, giving him the record.

— By David Davidson, Atlanta Journal-Constitution



EDDIE LEE IVERY: 26 RUSHING ATTEMPTS FOR AN NCAA-RECORD 356 YARDS VS. AIR FORCE IN 1978.

CLINT CASTLEBERRY Georgia Tech's Only Retired Jersey Belongs To Castleberry, Who Died In World War II

The only retired jersey in Georgia Tech's storied football history is the No. 19 worn by running back Clint Castleberry in 1942. Though just a freshman, he finished third in the Heisman Trophy voting as he led Tech to a 9-2 record, highlighted by historic victories at Notre Dame and Navy and capped by a berth in the Cotton Bowl. Just weeks later, he enlisted in the U.S. Army, and on Nov. 7, 1944, his plane disappeared.

For one fleeting season in 1942, Clint Castleberry blazed across the football field like a 'crazed jackrabbit.' Some said he could have been the greatest Tech player in history, if it weren't for World War II and a plane that disappeared off the West African coast without a trace.


He flashed across the fields at Notre Dame and Navy that fall of '42, leading Georgia Tech's shocking onslaughts, while Sir Bernard Montgomery flashed across North Africa in pursuit of Erwin Rommel, and the Russians made their goal-line stand at Stalingrad.

He had played only one college football game when Notre Dame scout Wayne Miller warned coach Frank Leahy that "the most dangerous runner in America" would invade South Bend.

As a freshman, he finished third in the Heisman Trophy balloting.

And then he was gone.

— Ed Hinton, Atlanta Journal-Constitution



CLINT CASTLEBERRY'S NO. 19 IS THE ONLY JERSEY NUMBER THAT HAS BEEN RETIRED AT GEORGIA TECH.



ALL-AMERICANS 1st, 2nd, 3rd Team Selections

FIRST TEAM ALL-AMERICANS

YEAR	PLAYER, POS.	HOMETOWN	FIRST TEAM ALL-AMERICA
2009	Derrick Morgan, DE	Coatesville, Penn.	.AP, AFCA, PFW
2008	Michael Johnson, DE	Selma, Ala.	.AFCA
2007	Durant Brooks, P	Macon, Ga.	.Rivals, SI.com, ESPN.com, CFN, PFW
2006*	Calvin Johnson, WR	Tyrone, Ga.	.AP, AFCA, FWAA, WCF, TSN
2005	Calvin Johnson, WR	Tyrone, Ga.	.AFCA
2000*	Chris Brown, T	Augusta, Ga.	.AP, AFCA, FWAA, FN
1999*	Joe Hamilton, QB	Alvin, S.C.	.AP, AFCA, FWAA, FN, WC
1998*	Craig Page, C	Jupiter, Fla.	.AP, FWAA, TSN
1992	Coleman Rudolph, DT	Valdosta, Ga.	.WCF, SH, TSN
1992	Scott Sisson, K	Marietta, Ga.	.WCF
1991	Marco Coleman, OLB	Dayton, Ohio	.SH, FWAA
1990	Marco Coleman, OLB	Dayton, Ohio	.SH
1990*	Ken Swilling, FS	Toccoa, Ga.	.AP, UPI, SH, AFCA, FWAA, WCF, TSN, FN
1986	John Davis, T	Ellijay, Ga.	.SH
1985	John Davis, T	Ellijay, Ga.	.TSN
1985	Pat Swilling, DE	Toccoa, Ga.	.FWAA
1978	Don Bessillieu, DB	Decatur, Ga.	.TSN
1977	Lucius Sanford, LB	Atlanta, Ga.	.AFCA, TSN
1974	Randy Rhino, DB	Charlotte, N.C.	.WCF
1973*	Randy Rhino, DB	Charlotte, N.C.	.UPI, AFCA, WCF
1972	Randy Rhino, DB	Charlotte, N.C.	.FWAA
1971	Smylie Gebhart, DE	Meridian, Miss.	.AP
1970*	Rock Perdoni, DT	Wellesley, Mass.	.AP, UPI, AFCA, FWAA, TSN, Central Press, WCF
1966*	Jim Breland, C	Blacksburg, Va.	.AP, UPI, NEA, AFCA, Central Press
1966	Lenny Snow, TB	Daytona Beach, Fla.	.FWAA
1964	Gerry Bussell, DB	Jacksonville, Fla.	.TSN
1963	Billy Lothridge, QB	Gainesville, Ga.	.AP, FWAA
1963	Billy Martin, E	Gainesville, Ga.	.NEA, TSN
1962	Rufus Guthrie, G	Atlanta, Ga.	.AFCA, FWAA
1959*	Maxie Baughan, C	Bessemer, Ala.	.AP, UPI, AFCA, TSN
1957	Don Stephenson, C	Bessemer, Ala.	.UPI, TSN
1956	Don Stephenson, C	Bessemer, Ala.	.FWAA
1953	Larry Morris, C	Decatur, Ga.	.AP, UP, AA, Colliers, TSN
1952	Pete Brown, OC	Rossville, Ga.	.AP
1952	Leon Hardeman, HB	Lafayette, Ga.	.INS, AA, TSN
1952	Buck Martin, E	Haleyville, Ala.	.Colliers
1952*	Hal Miller, OT	Kingsport, Tenn.	.UP, NEA, TSN, FWAA
1952	Bobby Moorhead, DB	Miami, Fla.	.AP, INS
1952	George Morris, LB	Vicksburg, Miss.	.NEA, FWAA
1951	Ray Beck, G	Cedartown, Ga.	.AP-D, NEA-D, FWAA, Colliers
1951	Lamar Wheat, DT	Chattanooga, Tenn.	.INS
1948	George Brodnax, E	Atlanta, Ga.	.Colliers
1948	Bill Healy, DG	Atlanta, Ga.	.NEA, INS, TSN, FWAA
1947*	Bobby Davis, T	Columbus, Ga.	.INS, UP, NEA, AFCA, Colliers, TSN, FWAA
1946*	Paul Duke, C	Atlanta, Ga.	.AP, UP, NEA, Colliers, AA, AFCA, WCF
1944*	Phil Tinsley, E	Bessemer, Ala.	.INS, AP, NEA, WCF, AA, Colliers, FN, TSN
1943	John Steber, G	Atlanta, Ga.	.INS, AP, AA, WCF
1942	Harvey Hardy, G	Marion, Ala.	.INS, UP, NEA, Newsweek
1939	Robert L. Ison, E	Atlanta, Ga.	.Hearst
1928	Warner Mizell, HB	Atlanta, Ga.	.INS, NANA
1928	Peter Pund, C	Augusta, Ga.	.INS, WCF, AA, Colliers, UP, NEA
1928	Frank Speer, T	Atlanta, Ga.	.AP
1920*	Bill Fincher, E	Atlanta, Ga.	.WCF
1918*	Bill Fincher, E	Atlanta, Ga.	.Menke
1918*	A.M. (Bum) Day, C	Atlanta, Ga.	.WCF
1918*	Joe Guyon, T-HB	White Earth, Minn.	.Menke
1917	Walker Carpenter, T	Newnan, Ga.	.Menke
1917*	Everett Strupper, HB	Menke, NEA	.Menke, NEA



DERRICK MORGAN

1916

George "Pup" Phillips, C
WCF (3rd)

1917

Walker "Big Six" Carpenter, T
Menke (1st), WCF (unknown)
Joe Guyon, HB
NEA (2nd), WCF (unknown)
Judy Harlan, FB
WCF (unknown)
Albert "Buster" Hill, QB
INS (2nd), WCF (unknown)
George "Pup" Phillips, C
WCF (unknown)
Everett Strupper, HB*
Menke (1st), NEA (1st), INS (2nd), WCF (unknown)

1918

Ashel "Bum" Day, C*
WCF (1st)
Bill Fincher, E*
Menke (1st), WCF (2nd)
Ralph "Buck" Flowers, FB
WCF (2nd)
Joe Guyon, HB*
Menke (1st)

1920

Bill Fincher, E*
WCF (1st)
Ralph "Buck" Flowers, FB
INS (3rd)

1921

David "Red" Barron, FB
WCF (3rd), INS (3rd)
Judy Harlan, FB
Football World (3rd), NEA (3rd)

1922

David "Red" Barron, FB
WCF (2nd), Menke (2nd)

1924

Walter Godwin, G
INS (3rd)
Doug Wycoff, FB
INS (2nd)

1925

Walter Godwin, G
Grantland Rice (2nd)
Doug Wycoff, FB
UP (2nd), INS (3rd)

1928

Roy "Father" Lumpkin, FB
NEA (3rd)
Warner Mizell, HB
NANA (1st), INS (1st), AP (2nd), UP (2nd), Central Press (2nd), NEA (2nd), AA Board (3rd)

Peter Pund, C*

Grantland Rice (1st), AA Board (1st), UP (1st), NEA (1st), INS (1st), NANA (2nd), Central Press (2nd), AP (3rd)
Frank Speer, T
AP (1st)

1930

Vance Maree
INS (3rd)

1937

Bill Jordan, E
AP (2nd), INS (2nd), NEA (3rd)

1938

Jack Chivington, G
Hearst (2nd)

1939

Bob Ison, E
Hearst (1st), Central Press (3rd), NEA (3rd)

1940

Bob Ison, E
UP (3rd)

13 Consecutive Bowl Appearances ■ 2009 ACC Champions

ALL-AMERICA TEAMS

*	Consensus All-America	Menke	Frank Menke Syndicate
#	Unanimous All-America	NANA	North American Newspaper Alliance
AA Board	All-America Board	NEA	Newspaper Enterprise Association
AFCA	Football Coaches	PFW	Pro Football Weekly
AP	Associated Press	Rivals	Rivals.com
CBS	CBS Sports	SH	Scripps-Howard News Service
CFN	College Football News	SI	Sports Illustrated
FD	Football Digest	TSN	The Sporting News
FN	Football News	UP/UPI	United Press/International
FWAA	Football Writers Association	WCF	Walter Camp Foundation
INS	International News Service		



ALL-AMERICANS 1st, 2nd, 3rd Team Selections

1942
Clint Castleberry, RB
 UP (2nd), INS (2nd), NEA (2nd), AP (3rd), TSN (3rd)
Harvey Hardy, G *
 UP (1st), INS (1st), NEA (1st), Central Press (1st), Newsweek (1st), AP (2nd)
Ed Ryckley, G
 Football News (2nd)

1943
George Manning, C
 TSN (2nd)
Eddie Prokop, HB
 AP (2nd), UP (2nd), TSN (2nd), INS (2nd), Central Press (2nd), FD (2nd)
John Steber, G
 AP (1st), AA Board (1st), INS (1st), UP (2nd), TSN (2nd)

1944
Phil Tinsley, E *
 AA Board (1st), TSN (1st), AP (1st), INS (1st), NEA (1st), WCF (1st), FN (1st), Central Press (1st), Grantland Rice (1st), UP (2nd), FWAA (2nd), FD (2nd)
Frank Broyles, HB
 FWAA (2nd)

1946
Paul Duke, C *
 AP (1st), UP (1st), NEA (1st), WCF (1st), Colliers (1st), AA Board (1st), AFCA (1st), FWAA (2nd)
Bobby Davis, T
 FWAA (3rd)

1947
Bobby Davis, T *
 INS (1st), UP (1st), AFCA (1st), Colliers (1st), FWAA (1st), TSN (1st), NEA (1st)
Bill Healy, DG
 FWAA (3rd)

1948
George Brodnax, E
 Colliers (1st)
Bill Healy, DG
 NEA (1st), INS (1st), TSN (1st), FWAA (1st)

1951
Ray Beck, G
 AP (1st), NEA (1st), FWAA (1st), Colliers (1st)
Lamar Wheat, DT
 INS (1st)

1952
Pete Brown, C
 AP (1st), NEA (2nd)
Leon Hardeman, HB
 INS (1st), AA Board (1st), TSN (1st), NEA (2nd), UP (2nd)
Buck Martin, E
 Colliers (1st)
Hal Miller, OT *
 UP (1st), NEA (1st), TSN (1st), FWAA (1st)
Bobby Moorhead, DB
 AP (1st), INS (1st)
George Morris, LB
 NEA (1st), FWAA (1st), AP (2nd)

1953
Larry Morris, C *
 AP (1st), UP (1st), AA Board (1st), Colliers (1st), TSN (1st), INS (2nd)

1955
Franklin Brooks, G
 UP (3rd)

1956
Allen Ecker, G
 UP (2nd)
Don Stephenson, C
 FWAA (1st), AP (2nd), UP (3rd)

1957
Don Stephenson, C
 UPI (1st), TSN (1st)

1959
Maxie Baughan, C *
 AP (1st), UPI (1st), AFCA (1st), FN (1st), TSN (1st)

1961
Rufus Guthrie, G
 TSN (3rd)

1962
Rufus Guthrie, G
 AFCA (1st), FWAA (1st), FN (1st), NEA (2nd), AP (2nd), UPI (2nd)
Billy Lothridge, QB
 UPI (3rd)
Mike McNames, FB
 NEA (3rd)
Dave Watson, G
 UPI (3rd)

1963
Billy Lothridge, QB
 AP (1st), FWAA (1st), UPI (2nd)
Billy Martin, E
 NEA (1st), TSN (1st), UPI (2nd)

1964
Gerry Bussell, DB
 TSN (1st)
Bill Curry, C
 AFCA (2nd)

1966
Lenny Snow, TB
 FWAA (1st), FN (2nd)
Jim Breland, C *
 AP (1st), UPI (1st), NEA (1st), AFCA (1st), FN (1st), Central Press (1st)

1969
Rock Perdoni, DT
 AP (3rd)

1970
Rock Perdoni, DT *
 AP (1st), UPI (1st), AFCA (1st), WCF (1st), FWAA (1st), TSN (1st), Central Press (1st)

1971
Smylie Gebhart, DE
 AP (1st)

1972
Randy Rhino, DB
 FWAA (1st), AP (2nd)

1973
Randy Rhino, DB *
 UPI (1st), AFCA (1st), WCF (1st)

1974
Randy Rhino, DB
 WCF (1st), AP (2nd), UPI (2nd)

1975
Leo Tierney, C
 AP (3rd)

1976
Leo Tierney, C
 UPI (2nd), AP (3rd)

1977
Lucius Sanford, LB
 AFCA (1st), TSN (1st), AP (2nd)

1978
Don Bessilieu, DB
 TSN (1st)
Eddie Lee Ivery, RB
 AP (2nd), UPI (2nd)

1984
Robert Lavette, RB
 FN (3rd)

1985
John Davis, OL
 TSN (1st), FN (2nd)
Pat Swilling, OLB
 FWAA (1st), FN (3rd)

1986
John Davis, OL
 SH (1st), UPI (2nd)

1989
Ken Swilling, FS
 AP (3rd)

1990
Marco Coleman, OLB
 SH (1st)
Ken Swilling, FS #
 AP (1st), UPI (1st), WCF (1st), AFCA (1st), FWAA (1st), TSN (1st), FN (1st)

1991
Willie Clay, CB
 AP (2nd), UPI (2nd), TSN (2nd), FN (2nd)
Marco Coleman, OLB
 FWAA (1st), SH (1st), AP (2nd), UPI (2nd), FN (2nd), TSN (2nd)

1992
Coleman Rudolph, DT
 WCF (1st), TSN (1st), SH (1st), AP (2nd), FN (2nd)
Scott Sisson, K
 WCF (1st), AP (2nd), TSN (2nd), FN (2nd)

1994
Jason Bender, P
 AP (3rd), College Sports Magazine (3rd)

1996
Curtis McGee, T
 FN (3rd)

1997
Rodney Williams, P
 FN (3rd)

1998
Craig Page, C *
 AP (1st), FWAA (1st), TSN (1st), FN (2nd)

1999
Joe Hamilton, QB *
 AP (1st), FWAA (1st), FN (1st), AFCA (1st), WCF (1st), TSN (2nd)
Jon Carman, T
 TSN (2nd), AP (3rd), FN (3rd)

2000
Chris Brown, T *
 AP (1st), FWAA (1st), AFCA (1st), FN (1st), TSN (2nd)

2001
Greg Gathers, DE
 FN (2nd), TSN (2nd)

2005
Calvin Johnson, WR
 AFCA (1st), AP (2nd), WCF (2nd)

2006
Calvin Johnson, WR #
 AFCA (1st), AP (1st), WCF (1st), F W A A (1st), TSN (1st)
Durant Brooks, P
 AP (2nd), WCF (2nd)
Philip Wheeler, LB
 Rivals (2nd)

2007
Durant Brooks, P
 Rivals (1st), SI.com (1st), ESPN.com (1st), CFN (1st), PFW (1st), AP (2nd), WCF (2nd)
Vance Walker, DT
 AP (3rd), Rivals (3rd)

2008
Morgan Burnett, S
 Rivals (2nd), SI (2nd), TSN (2nd)
Michael Johnson, DE
 AFCA (1st)

2009
Cord Howard, OL
 CBS (2nd), Rivals (3rd)
Derrick Morgan, DE
 AP (1st), AFCA (1st), PFW (1st), WCF (2nd), SI (2nd), TSN (2nd), CBS (2nd), Rivals (2nd)
Demaryius Thomas, WR
 AP (3rd), Rivals (3rd)

Introduction

2010 Preview

Players

Staff

2009 Review

Records

History



CHRIS BROWN



PAUL DUKE



BILL FINCHER



SMYLIE GEBHART



MICHAEL JOHNSON



BILLY MARTIN




NATIONAL HONORS



DURANT BROOKS



JOE HAMILTON



CALVIN JOHNSON

NATIONAL COACH OF THE YEAR

- 1942 William Alexander (AFCA)
- 1952 Bobby Dodd (New York Daily News)
- 1990 Bobby Ross (Kodak/AFCA, UPI, Walter Camp, Bobby Dodd Award, Bear Bryant Award/ FWAA, Chevrolet/CBS-TV, The Sporting News, Football News, Scripps-Howard)
- 2000 George O'Leary (Bobby Dodd Award)
- 2008 Paul Johnson (CBS Sportsline)

BROYLES AWARD

- Assistant Coach
- 1998 Ralph Friedgen (Finalist)
 - 1999 Ralph Friedgen (Winner)

MAXWELL AWARD

- National Player
- 1999 Joe Hamilton, QB (Finalist)
 - 2006 Calvin Johnson, WR (Semifinalist)

JOHNNY UNITAS AWARD

- Senior Quarterback
- 1992 Shawn Jones (Finalist)
 - 1999 Joe Hamilton (Finalist)

DAVEY O'BRIEN AWARD

- Quarterback
- 1992 Shawn Jones (Finalist)
 - 1999 Joe Hamilton (Winner)

DOAK WALKER AWARD

- Running Back
- 2009 Jonathan Dwyer (Semifinalist)

JIM THORPE AWARD

- Defensive Back
- 1989 Ken Swilling (6th)
 - 1990 Ken Swilling (Finalist/3rd)
 - 1991 Willie Clay (Semifinalist)
 - 2003 James Butler (Semifinalist)
 - 2004 James Butler (Semifinalist)

RAY GUY AWARD

- Punter
- 2006 Durant Brooks (Finalist)
 - 2007 Durant Brooks (Winner)

LOU GROZA AWARD

- Placekicker
- 1992 Scott Sisson (Finalist)
 - 2000 Luke Manget (Semifinalist)
 - 2004 Travis Bell (Semifinalist)
 - 2007 Travis Bell (Semifinalist)

BUTKUS AWARD

- Linebacker
- 1991 Marco Coleman (Finalist)

TED HENDRICKS AWARD

- Defensive End
- 2009 Derrick Morgan (Finalist)

LOMBARDI AWARD

- Lineman
- 1970 Rock Perdoni (Finalist)
 - 1992 Coleman Rudolph (Semifinalist)

OUTLAND AWARD

- Lineman
- 1998 Craig Page, C (Finalist)

DAVE RIMINGTON AWARD

- Center
- 2003 Hugh Reilly, C (Finalist)

BILETNIKOFF AWARD

- Receiver
- 1998 Dez White (Semifinalist)
 - 1999 Dez White (Semifinalist)
 - 2005 Calvin Johnson (Semifinalist)
 - 2006 Calvin Johnson (Winner)
 - 2009 Demaryius Thomas (Semifinalist)

MOSI TATUPU AWARD

- Special Teams
- 1997 Rodney Williams (Finalist)
 - 1998 Rodney Williams (Finalist)
 - 2001 Kelly Campbell (Finalist)

CHUCK BEDNARIK AWARD

- Defense
- 2008 Vance Walker (Semifinalist)

LOWE'S SENIOR CLASS AWARD

- 2008 Darryl Richard (Finalist)

DRADDY TROPHY

- 2008 Darryl Richard (Finalist)

PRESEASON ALL-AMERICA

- Playboy Magazine
- 1962 Dave Watson, G
 - 1970 Rock Perdoni, DL
 - 1974 Randy Rhino, DB
 - 1976 Leo Tierney, C
 - 1977 Lucius Sanford, LB
 - 1987 Riccardo Ingram, DB
 - 1991 Ken Swilling, DB
 - Marco Coleman, OLB
 - 2002 Dan Dyke, P (scholar-athlete)
 - 2007 Durant Brooks, P

NATIONAL PLAYER OF THE WEEK

- Sports Illustrated
- Kim King, QB vs. Tennessee (10-8-66)
 - John Davis, T vs. Clemson (10-29-84)
 - Andre Thomas, DB vs. South Carolina (10-15-88)
 - Ken Swilling, DB vs. Clemson (10-13-89)
- AT&T
- Roddy Jones, RB vs. Georgia (11-29-08)

HEISMAN TROPHY VOTING

- 1942 Clint Castleberry, HB (3rd)
- 1943 Eddie Prokop, HB (5th)
- 1962 Billy Lothridge, QB (8th)
- 1963 Billy Lothridge, QB (2nd)
- 1966 Lenny Snow, TB (14th)
- 1978 Eddie Lee Ivery, TB (8th)
- 1999 Joe Hamilton, QB (2nd)
- 2006 Calvin Johnson, WR (10th)

YELLOW JACKETS IN ALL-STAR GAMES

SENIOR BOWL

- Mobile, Ala.
- 1951 Bob Bossons, C
 - 1952 Ray Beck, G
 - Ken Snyder, T
 - Lamar Wheat, T
 - 1954 Dave Davis, E
 - Glenn Turner, B
 - 1955 Bill Sennett, E
 - 1957 Wade Mitchell, QB
 - George Volkert, B
 - 1958 Jerry Nabors, E
 - Taz Anderson, B
 - 1961 Gerald Burch, E
 - Billy Shaw, T
 - 1963 Rufus Guthrie, G
 - Larry Stallings, G
 - 1964 Ted Davis, C
 - Billy Lothridge, B
 - Billy Martin, E
 - 1965 Bill Curry, C
 - 1975 Jimmy Robinson, WR
 - 1978 Lucius Sanford, LB
 - 1979 Don Bessillieu, DB
 - Kent Hill, OL
 - 1982 Mike Kelley, QB
 - 1985 Robert Lavette, RB
 - 1986 Pat Swilling, DE
 - Mike Travis, DB
 - 1990 Darryl Jenkins, T
 - 1991 Ken Swilling, DB
 - Willie Clay, DB
 - Mike Mooney, T
 - 1992 Coleman Rudolph, DT
 - 1994 Jamal Cox, ILB
 - 1995 Michael Cheever, C
 - Ryan Stewart, SS
 - 1996 Nathan Perryman, CB
 - 1997 Keith Brookling, LB
 - 1999 Joe Hamilton, QB

BLUE-GRAY GAME

- Montgomery, Ala.
- 1945 Paul Duke, C
 - 1948 George Brodnax, E
 - 1962 Mike McNames, FB
 - Bobby Caldwell, C
 - Ed Griffin, T
 - 1970 Richard Gardner, G
 - Bubba Hoats, DB
 - 1972 Rick Lantz, T
 - Brad Boume, T
 - 1974 Jimmy Robinson, WR
 - Billy Shields, T
 - Joe Harris, LB
 - Randy Rhino, DB
 - Rick Gibney, T
 - Henry Johnson, LB
 - Al Richardson, LB
 - Ben Utt, G
 - 1975 Mike Kelley, QB
 - 1981 David Lutz, T
 - 1982 Reginald Rutland, DB
 - 1986 Gary Lee, WR
 - John Davis, G
 - 1987 Rick Strom, QB

HULA BOWL

- Honolulu/Maui, Hawaii
- 1955 Larry Morris, C
 - 1958 Don Stephenson, C
 - 1960 Maxie Baughan, C
 - 1963 Dave Watson, G
 - 1971 Renso Perdoni, T
 - 1972 Smylie Gebhart, DE
 - Jeff Ford, DB
 - 1975 Randy Rhino, DB
 - 1979 Eddie Lee Ivery, RB
 - 1984 Jack Westbrook, DB
 - 1985 Robert Lavette, RB
 - 1988 Willis Crockett, LB
 - 1991 Ken Swilling, DB
 - 1993 Dorsey Levens, RB
 - 1997 Harvey Middleton, SE
 - 2003 Hugh Reilly, C
 - 2005 P.J. Daniels, RB
 - Damarius Bilbo, WR

GRIDIRON CLASSIC

- Orlando, Fla.
- 1998 Jason Bostic, CB
 - Delaunta Cameron, LB
 - Craig Page, C
 - Jesse Tarplin, DE
 - Chris Myers, TE
 - 2000 Felipe Claybrooks, DE
 - Brent Key, G
 - 2001 George Godsey, QB
 - Nick Rogers, DE
 - 2002 Kerry Watkins, WR
 - Recardo Wimbush, LB

EAST-WEST SHRINE GAME

- Palo Alto, Calif./Houston
- 1925 Douglas Wycoff, FB
 - 1967 Randall Edmunds, LB
 - 1968 Terry Story, OT
 - 1976 Leo Tierney, C
 - 1978 Don Bessillieu, DB
 - 1997 Ron Rogers, LB
 - 1998 Rodney Williams, P
 - 2001 George Godsey, QB
 - Chris Young, DB
 - 2003 Daryl Smith, LB
 - 2005 Gerris Wilkinson, LB
 - Dawan Landry, S
 - Eric Henderson, DE
 - 2006 KaMichael Hall, LB
 - Kenny Scott, CB
 - 2007 Gary Guyton, LB
 - 2008 Darryl Richard, DT
 - Jahi Word-Daniels, CB
 - 2009 Cord Howard, G

JAPAN BOWL

- Tokyo, Japan
- 1985 Andy Hearn, C
 - 1986 John Davis, T
 - 1989 Jerry Mays, RB

LAS VEGAS ALL-AMERICAN CLASSIC

- Las Vegas, Nev.
- 2003 Jonathan Smith, WR
 - 2004 Andy Tidwell-Neal, C
 - Kyle Wallace, T
 - 2005 Chris Reis, S

13 Consecutive Bowl Appearances ■ 2009 ACC Champions



ACADEMIC HONORS

Introduction

2010 Preview

Players

Staff

2009 Review

Records

History

ACADEMIC ALL-AMERICA

1952
Ed Gossage, G
George Morris, LB
Cecil Trainer, E

1954
John Hunsinger, FB

1955
Wade Mitchell, QB

1956
Allen Ecker, G

1966
Jim Breland, C
W.J. Blane, LB
Bill Eastman, DB

1967
Bill Eastman, DB

1980
Sheldon Fox, LB

1982
Ellis Gardner, T

1989
Stefen Scotton, FB (2nd)

1990
Stefen Scotton, FB (1st)

1999
Dan Dyke, P (1st)

2000
Dan Dyke, P (1st)

2001
Dan Dyke, P (1st)

2002
Dan Dyke, P (1st)

2007
Darryl Richard, DT (2nd)



DAN DYKE



RODDY JONES



LOGAN WALLS



FOSTER WATKINS



COSIDA ACADEMIC ALL-AMERICA HALL OF FAME

Wade Mitchell

Inducted in 1996
The Verizon Academic All-America Hall of Fame recognizes former Academic All-America student-athletes who graduated at least 10 years ago and have gone on to great success after athletics. Wade Mitchell became the first Georgia Tech graduate to be inducted in 1996. An Academic All-America in 1955, the former standout quarterback and safety went on to become a prominent Atlanta banking executive.

NCAA SILVER ANNIVERSARY AWARD

1980 Larry Morris (1955)
2000 Steve Raible (1975)

NCAA POSTGRADUATE SCHOLARS

1968 Bill Eastman
1975 James Robinson
1981 Sheldon Fox
1983 Ellis Gardner
1986 John Ivemeyer
2002 Dan Dyke

NATIONAL FOOTBALL FOUNDATION SCHOLARS

1968 Bill Eastman
1980 Sheldon Fox

JIM TATUM AWARD

ACC's Top Senior Scholar-Athlete
2002 Jeremy Muyres, FS
2008 Darryl Richard, DT

ACC POSTGRADUATE SCHOLARSHIP

1989 Cedric Stallworth
1996 Grant Baynham
1997 Dave Frakes
2002 Dan Dyke
2003 Hal Higgins
2004 Nate Curry

ACADEMIC ALL-DISTRICT

1995
Grant Baynham, TE

1996
Grant Baynham, TE
Dave Frakes, K

1997
Dave Frakes, K

1999
Dan Dyke, P

2000
Dan Dyke, P

2001
Dan Dyke, P

2002
Dan Dyke, P
Jeremy Muyres, DB

2003
Hal Higgins, P

2007
Darryl Richard, DT

ACADEMIC ALL-ACC

1980
Ellis Gardner, T
Mark Schultz, C
Mark Bradley, NG
Sheldon Fox, LB

1981
Ellis Gardner, T
Mark Sheffield, S

1982
Ellis Gardner, T
Sam Kelly, DE
Eddie Fortier, FB

1983
John Ivemeyer, T
Rob Horton, LB
Mike Martin, LB

1984
John Dewberry, QB
Sam Bracken, G
Paul Menegazzi, DB
Chuck Easley, FB
Tony Kepano, G

1985
Sam Bracken, G
John Dewberry, QB
Chuck Easley, TB
Andy Heam, C
John Ivemeyer, T

1986
Bart Jones, DB
Steve Mullen, DE
Cedric Stallworth, DB
Jim Stradley, C
Rick Strom, QB
Mitch Waters, T


1987
Steve Mullen, DE
Cedric Stallworth, DB
Rick Strom, QB

1989
Steve Mullen, DT
David Hicks, OLB
Stefen Scotton, FB

1990
Stefen Scotton, FB
Jay Martin, DB

1991
Jerrelle Williams, ILB

1992
Coleman Rudolph, DT



DARRYL RICHARD EARNED ACADEMIC ALL-AMERICA HONORS.



ALL-ACC

1982

Robert Lavette, TB

1984

John Dewberry, QB
Tony Kepano, G (AP)
Robert Lavette, TB
Ken Whisenhunt, TE

1985

Cleve Pounds, DB
Ted Roof, LB
Pat Swilling, DE

1986

Kyle Ambrose, DT
John Davis, C
Riccardo Ingram, DB

1988

Cedric Stallworth, DB
Willis Crockett, LB

1989

Jerry Mays, RB (AP-1st; UPI-1st)
Eric Thomas, LB (AP-1st; UPI-1st)
Ken Swilling, DB (AP-1st; UPI-1st)
Darryl Jenkins, T (AP-2nd)
Willie Burks, DT (AP-2nd)

1990

Ken Swilling, FS (1st)
Calvin Tiggie, ILB (1st)
Willie Clay, CB (1st)
Joe Siffri, G (1st)
Marco Coleman, OLB (1st)
Tom Covington, TE (2nd)
Emmett Merchant, WR (2nd)
Jeremiah McClary, DT (2nd)
Shawn Jones, QB (2nd)
Darryl Jenkins, T (2nd)

1991

Willie Clay, CB (1st)
Marco Coleman, OLB (1st)
Mike Mooney, T (1st)
Coleman Rudolph, DT (1st)
Shawn Jones, QB (2nd)
Greg Lester, FL (2nd)
Jerrelle Williams, ILB (2nd)

1992

Coleman Rudolph, DT (1st)
Scott Sisson, K (1st)

1993

Dorsey Levens, RB (1st)
Jamal Cox, ILB (2nd)
William Bell, RB (3rd)
Brian Bravy, G (3rd)
Michael Cheever, C (3rd)

1994

Jason Bender (1st)
Jamal Cox, ILB (2nd)
Brian Bravy, G (2nd)
Lethon Flowers, CB (2nd)

1995

Michael Cheever, C (2nd)
Al Jackson, NG (2nd)
Nathan Perryman, CB (2nd)
Ron Rogers, ILB (2nd)
C.J. Williams, TB (2nd)

1996

Curtis McGee, T (1st)
Harvey Middleton, FL (1st)
Nathan Perryman, CB (2nd)

1997

Rodney Williams, P (1st)
Keith Brooking, LB (2nd)
Ken Celaj, T (2nd)
Ralph Hughes, DE (2nd)

1998

Joe Hamilton, QB (1st)
Craig Page, C (1st)
Rodney Williams, P (1st)
Jason Burks, G (2nd)
Charlie Rogers, SP (2nd)
Jesse Tarplin, DE (2nd)
Travares Tillman, FS (2nd)
Dez White, SE (2nd)

1999

Joe Hamilton, QB (1st)
Jon Carman, T (1st)
Kelly Campbell, FL (1st)
Jason Burks, G (2nd)
Travares Tillman, FS (2nd)
Dez White, SE (2nd)

2000

Chris Brown, T (1st)
Greg Gathers, DE (1st)
Brent Key, G (1st)
Luke Manget, PK (1st)
Kelly Campbell, WR/SP (2nd)

George Godsey, QB (2nd)
Jeremy Muires, DB (2nd)
Nick Rogers, DE (2nd)

2001

Joe Burns, RB (1st)
Kelly Campbell, WR (1st)
Nat Dorsey, T (1st)
Greg Gathers, DE (1st)
Luke Manget, PK (1st)
Kelley Rhino, SP (1st)
Jeremy Muires, DB (2nd)
Nick Rogers, DE (2nd)

2002

Jeremy Muires, DB (1st)
Nat Dorsey, T (2nd)
Luke Manget, PK (2nd)
Kerry Watkins, WR (2nd)
Recardo Wimbush, LB (2nd)

2003

James Butler, FS (1st)
P.J. Daniels, RB (1st)
Keyaron Fox, LB (1st)
Eric Henderson, DE (1st)
Hugh Reilly, C (1st)
Jonathan Smith, WR (2nd)

2004

James Butler, FS (1st)
Calvin Johnson, WR (1st)
Travis Bell, PK (2nd)
Eric Henderson, DE (2nd)
Gerris Wilkinson, LB (2nd)
Chris Reis, LB (hm)

2005

Calvin Johnson, WR (1st)
P.J. Daniels, RB (2nd)
Eric Henderson, DE (2nd)
Dawan Landry, FS (2nd)
Gerris Wilkinson, LB (2nd)
Brad Honeycutt, OT (hm)

2006

Joe Anoa'i, DT (1st)
Durant Brooks, P (1st)
Calvin Johnson, WR (1st)
Jamal Lewis, S (1st)
Tashard Choice, RB (2nd)
Adamm Oliver, DE (2nd)
Phillip Wheeler, LB (2nd)
Reggie Ball, QB (hm)
Andrew Gardner, OT (hm)



JERRY MAYS

KaMichael Hall, LB (hm)

2007

Travis Bell, PK (1st)
Durant Brooks, P (1st)
Tashard Choice, RB (1st)
Andrew Gardner, OT (1st)
Vance Walker, DT (1st)
Darrell Robertson, DE (2nd)
Kevin Tuminello, C (2nd)
Phillip Wheeler, LB (2nd)
Jamal Lewis, S (hm)

2008

Jonathan Dwyer, RB (1st)
Andrew Gardner, OT (1st)
Michael Johnson, DE (1st)
Vance Walker, DT (1st)
Morgan Burnett, S (2nd)
Cord Howard, OL (2nd)
Darryl Richard, DT (2nd)
Derrick Morgan, DE (hm)

2009

Sean Bedford, OL (1st)
Jonathan Dwyer, RB (1st)
Cord Howard, OL (1st)
Derrick Morgan, DE (1st)
Josh Nesbitt, QB (1st)
Demaryius Thomas, WR (1st)
Morgan Burnett, S (2nd)

ACC PLAYER OF THE YEAR

1999 Joe Hamilton, QB
2006 Calvin Johnson, WR
2008 Jonathan Dwyer, RB

ACC OFFENSIVE PLAYER OF THE YEAR

2008 Jonathan Dwyer, RB

ACC DEFENSIVE PLAYER OF THE YEAR

2009 Derrick Morgan, DE

ACC ROOKIE OF THE YEAR

1983 Cory Collier, TB
1985 Jerry Mays, TB
1989 Shawn Jones, QB
1991 Jimmy Lincoln, RB
2003 Reggie Ball, QB
2004 Calvin Johnson, WR

ACC COACH OF THE YEAR

1985 Bill Curry
1990 Bobby Ross
1998 George O'Leary
2000 George O'Leary
2008 Paul Johnson
2009 Paul Johnson

JACOBS BLOCKING TROPHY

1998 Craig Page, C

BRIAN PICCOLO AWARD

ACC's Most Courageous Player
1989 Jerry Mays, RB
2000 Ed Wilder, FB

ANTHONY J. MCKEVILIN AWARD


ACC Male Athlete of the Year
1987 Riccardo Ingram
2000 Joe Hamilton

ACC 50TH ANNIVERSARY TEAM

Selected in 2002
Marco Coleman, OLB
Joe Hamilton, QB
Ken Swilling, DB

SEC COACH OF THE YEAR


1939 William Alexander (Nashville Banner)
1951 Bobby Dodd (AP)




DERRICK MORGAN



CORY COLLIER



CRAIG PAGE



MARCO COLEMAN

13 Consecutive Bowl Appearances ■ 2009 ACC Champions

2009 FIRST TEAM ALL-ACC SELECTIONS



SEAN BEDFORD



JONATHAN DWYER



CORD HOWARD



DERRICK MORGAN



JOSHUA NESBITT



DEMARIYUS THOMAS



ALL-CONFERENCE

SOUTHERN CONFERENCE (1902-1932)

- 1902**
Jesse Thrash, T
- 1904**
Lob Brown, T
- 1906**
Lob Brown, E
- 1907**
John Davis, T
- 1910**
Pat Patterson, T
- 1911**
Roy Goree, E
- 1914**
Jim Senter, E
- 1915**
Wooch Fielder, B
Froggy Morrison, B
Jim Senter, E
- 1916**
Tommy Spense, B
Everett Strupper, B
Walker Carpenter, T
Bob Lang, G
Pup Phillips, C
- 1917**
Albert Hill, B
Everett Strupper, B
Joe Guyon, B
Shorty Guill, E
Bill Fincher, E
Walker Carpenter, T
Pup Phillips, C
- 1919**
Judy Harlan, B
Buck Flowers, B
Red Barron, B
Albert Staton, E
Dummy LeBay, G
Pup Phillips, C
- 1920**
Buck Flowers, B
Red Barron, B
John Staton, E
Bill Fincher, E
- 1921**
Judy Harlan, B
Red Barron, B
Albert Staton, T
- 1922**
Red Barron, B
Oscar Davis, G
Claire Frye, C
- 1923**
Doug Wycoff, B
John Staton, E
- 1924**
Doug Wycoff, B
Walter Godwin, G
- 1925**
Doug Wycoff, B
Walter Godwin, G
Owen Poole, C
Mack Tharpe, T

- 1927**
Stumpy Thomason, B
Peter Pund, C
Frank Speer, T
Ed Crowley, E
- 1928**
Warner Mizell, B
Raleigh Drennon, G
Peter Pund, C
Frank Speer, T
Ken Thrash, T
Stumpy Thomason, B
Tom Jones, E
- 1930**
Vance Maree, T
- 1932**
Monk Neblett, C

SOUTHEASTERN CONFERENCE (1933-1963)

- 1933**
Bob Tharpe, T (AP-1st)
Jimmy Slocum, E (AP-2nd)
Jack Phillips, FB (AP-2nd)
Clyde Williams, T (AP-3rd)
Dave Wilcox, G (AP-3rd)
- 1934**
C.W. Williams, T (AP-2nd)
Shorty Roberts, B (AP-3rd)
- 1935**
J.M. FitzSimmons, G (AP-1st)
Dutch Konemann, B (AP-3rd)
- 1936**
Dutch Konemann, B (AP-1st)
J.M. Fitzsimmons, G (AP-2nd)
- 1937**
Bill Jordan, E (AP-1st)
Fletcher Simms, B (AP-1st)
Jack Chivington, C (AP-3rd)
Dutch Konemann, B (AP-3rd)
- 1938**
J.L. Brooks, G (AP-1st)
Jack Chivington, C (AP-2nd)
- 1939**
Bob Ison, E (AP-1st)
Howard Ector, B (AP-2nd)
Neil Cavette, G (AP-3rd)
Buck Murphy, B (AP-3rd)
- 1940**
Bob Ison, E (AP-2nd)
Johnny Bosch, B (AP-3rd)
- 1941**
Charles Sanders, T (AP-2nd)
George Webb, E (AP-2nd)
- 1942**
Harvey Hardy, G (AP-1st)
Clint Castleberry, B (AP-1st)
George Manning, C (AP-2nd)
Jack Marshall, E (AP-3rd)
- 1943**
Phil Tinsley, E (AP-1st)
John Steber, G (AP-1st)
Bill Chambers, T (AP-1st)
Eddie Prokop, B (AP-1st)
George Manning, C (AP-2nd)
Frank Beall, G (AP-2nd)
Walt Kilzer, E (AP-2nd)
Mickey Logan, B (AP-2nd)
Jim Wilson, E (AP-3rd)

- W.N. Smith, T (AP-3rd)
Charley Hoover, G (AP-3rd)
Frank Broyles, B (AP-3rd)
- 1944**
Phil Tinsley, E (AP-1st)
Frank Broyles, E (AP-1st)
Maurice Furchgott, G (AP-2nd)
Allen Bowen, B (AP-2nd)
Roland Phillips, G (AP-3rd)
George Mathews, B (AP-3rd)
- 1945**
Bobby Davis, T
Paul Duke, C (AP-2nd)
George Mathews, B (AP-2nd)
George Hills, G (AP-3rd)
Walt Kilzer, E (AP-3rd)
- 1946**
Bobby Davis, T (AP-1st)
Paul Duke, C (AP-1st)
Frank Broyles, B (AP-1st)
Bill Healy, G (AP-2nd)
Pat McHugh, B (AP-3rd)
- 1947**
Bobby Davis, T (AP-1st)
Bill Healy, G (AP-1st)
Louis Hook, C (AP-3rd)
George Brodnax, E (AP-3rd)
Allen Bowen, B (AP-3rd)
- 1948**
Bill Healy, G (AP-1st)
George Brodnax, E (AP-1st)
Frank Ziegler, B (AP-2nd)
Jim Vurgin, G (AP-3rd)
Clay Matthews, T (AP-3rd)
Bob McCoy, G (AP-3rd)
- 1949**
Tom Coleman, T (AP-2nd)
Jimmy Jordan, B (AP-2nd)
Dick Harvin, E (AP-3rd)
- 1950**
Bob Bossons, C (UPI-1st; AP-3rd)
John Weigle, E (UPI-2nd; AP-3rd)
Bobby North, B (AP-3rd)
- 1951**
Lum Snyder, T (AP-1st)
Darrell Crawford, QB (AP-1st; UPI-1st)
Lamar Wheat, DT (AP-1st; UPI-1st)
Ray Beck, G (AP-1st; UPI-1st)
Buck Martin, E (AP-2nd; UPI-2nd)
George Morris, LB (AP-2nd)
Hal Miller, T (AP-3rd)
Leon Hardeman, HB (AP-3rd; UPI-2nd)
Larry Morris, LB (AP-3rd)
- 1952**
Pete Brown, C (AP-1st; UPI-2nd)
Hal Miller, T (AP-1st; UPI-2nd)
Leon Hardeman, HB (AP-1st; UPI-1st)
Sam Hensley, DE (AP-1st)
Buck Martin, OE (AP-2nd; UPI-1st)
George Morris, LB (AP-1st; UPI-1st)
Larry Morris, LB (AP-1st; UPI-3rd)
Bobby Moorhead, DB (AP-1st)
Orville Vereen, G (AP-2nd; UPI-2nd)
Jake Shoemaker, OG (AP-2nd)
Ed Gossage, G (AP-3rd; UPI-3rd)
Jeff Knox, E (AP-3rd)
Billy Teas, HB (AP-3rd)
Bob Sherman, DT (AP-3rd)
Charlie Brannon, DB (AP-3rd)
- 1953**
Larry Morris, C (AP-1st; UPI-1st)
Glen Turner, B (AP-1st; UPI-2nd)
Bob Sherman, T (AP-2nd; UPI-3rd)
Leon Hardeman, B (AP-2nd; UPI-2nd)
Sam Hensley, E (AP-3rd; UPI-2nd)
Billy Teas, B (AP-3rd; UPI-2nd)



BILLY LOTHRIDGE

Glenn Turner, B (UPI-2nd)
Orville Vereen, G (UPI-2nd)

1954
Larry Morris, C (AP-2nd; UPI-1st)
Franklin Brooks, G (AP-1st; UPI-1st)
Henry Hair, E (AP-1st; UPI-1st)
Jimmy Thompson, B (AP-3rd; UPI-3rd)

1955
Franklin Brooks, G (AP-1st; UPI-1st)
Henry Hair, E (UPI-1st)
George Volkert, B (AP-2nd; UPI-3rd)
Jimmy Morris, C (UPI-2nd)
Carl Vereen, T (UPI-3rd)
Wade Mitchell (UPI-3rd)

1956
Don Stephenson, C (AP-1st; UPI-1st)
Ken Owen, B (AP-1st; UPI-3rd)
Allen Ecker, G (AP-2nd; UPI-1st)
Paul Rotenberry, B (AP-2nd; UPI-2nd)
Carl Vereen, T (AP-3rd; UPI-2nd)
Tippy Vann, B (AP-3rd)
Jimmy Johnson, G (UPI-2nd)
Wade Mitchell, QB (UPI-3rd)
George Volkert, B (UPI-3rd)

1957
Don Stephenson, C (AP-1st; UPI-1st)
Jerry Nabors, E (AP-2nd; UPI-2nd)

1958
Gerald Burch, T (AP-3rd)
Maxie Baughan, C (AP-3rd)
Floyd Faucette, B (AP-3rd)


1959
Maxie Baughan, C (AP-1st; UPI-2nd)
Gerald Burch, T (UPI-2nd)
Toby Deese, C (AP-2nd)
Taz Anderson, B (AP-3rd)
Billy Shaw, T (UPI-3rd)

1960
Billy Shaw, T (AP-1st; UPI-1st)
Gerald Burch, T (AP-2nd; UPI-2nd)
Billy Williamson, B (AP-2nd; UPI-2nd)
Chick Graning, B (UPI-3rd)
Ed Nutting, T (UPI-3rd)

1961
Dave Watson, G (AP-1st; UPI-1st)
Harold Ericksen, G (AP-2nd)
Billy Williamson, B (AP-3rd; UPI-3rd)
Rufus Guthrie, G (UPI-2nd)

1962
Rufus Guthrie, G (AP-1st; UPI-1st)
Dave Watson, G (AP-3rd; UPI-1st)
Billy Lothridge, QB (AP-1st; UPI-1st)
Billy Martin, E (AP-2nd; UPI-1st)
Larry Stallings, G (AP-3rd)
Mike McNames, B (AP-3rd; UPI-3rd)
Ted Davis, E (UPI-3rd)

1963
Billy Lothridge, QB (AP-1st; UPI-1st)
Billy Martin, E (AP-1st; UPI-1st)



LUCIUS SANFORD

Dave Simmons, C (AP-2nd)
Ted Davis, E (UPI-3rd)

SOUTHEASTERN INDEPENDENT (1968-78)

1968
John Sias, SE
Joel Stevenson, TE
Buck Shiver, LB
Billy Kinard, DB

1969
Rock Perdoni, DT
Jeff Ford, DB
John Riggie, LB
Joe Vitunic, OG

1970
Brent Cunningham, HB
Bill Flowers, LB
Jeff Ford, DB
Richard Gardner, OG
Rick Lantz, OT
Rock Perdoni, DT

1971
Rick Lantz, OT
Smylie Gebhart, DE
Brad Bourne, DT
Mike Owen, TE
Jeff Ford, DB

1972
Randy Rhino, DB
Jimmy Robinson, SE
Rick Lantz, OT

1973
Randy Rhino, DB
Mark Fields, TE
Don Robinson, OG

1974
Joe Harris, LB
Billy Shields, OT
David Sims, RB
Randy Rhino, DB

1975
Leo Tierney, C
Mark Hunter, OG
Steve Raible, TE
Lucius Sanford, LB
Rick Gibney, DT

1976
Leo Tierney, C
Lucius Sanford, LB
Reggie Wilkes, DE

1977
Lucius Sanford, LB

1978
Eddie Lee Ivery, RB

Introduction

2010 Preview

Players

Staff

2009 Review

Records

History



YELLOW JACKETS IN THE NFL

13 Consecutive Bowl Appearances ■ 2009 ACC Champions

Kyle Ambrose (DT)
Denver Broncos, 1987

Taz Anderson (SE)
St. Louis Cardinals, 1961-64
Atlanta Falcons, 1966-67

Joe Auer (RB)
Buffalo Bills, 1964-65
Miami Dolphins, 1966-67
Atlanta Falcons, 1968

Thomas Balkcom (DB)
Miami Dolphins, 1991

Maxie Baughan (LB)
Philadelphia Eagles, 1960-65
Los Angeles Rams, 1966-70
Wash. Redskins, 1971-74

Craig Baynham (RB)
Dallas Cowboys, 1967-69
Chicago Bears, 1970
St. Louis Cardinals, 1972

Grant Baynham (TE)
St. Louis Rams, 1997
Minnesota Vikings, 1997
Barcelona (NFL Europe), 1998

Scott Beavers (G)
Denver Broncos, 1990-91
Kansas City Chiefs, 1992

William Bell (RB)
Wash. Redskins, 1994-96

Ray Beck (G)
New York Giants, 1952, 55-57

Jason Bender (P)
Miami Dolphins, 1995

Don Bessillieu (DB)
Miami Dolphins, 1979-81
St. Louis Cardinals, 1982
L.A. Raiders, 1983, 85
Jacksonville Bulls, 1985
Memphis (USFL), 1985-86

Damarius Bilbo (WR)
Arizona Cardinals, 2006
Dallas Cowboys, 2006

Peter Blazek (T)
Seattle Seahawks, 1985

Tom Bleick (S)
Baltimore Colts, 1966
Atlanta Falcons, 1967

Jason Bostic (CB)
Philadelphia Eagles, 1999-01
Buffalo Bills, 2002-03

Patrick Bradford (DT)
Amsterdam (Europe), 2000

Brian Bravy (G)
New Orleans Saints, 1995

John Brewer (HB)
Dayton, 1929

Keith Brooking (LB)
Atlanta Falcons, 1998-2008
Dallas Cowboys, 2009

Durant Brooks (P)
Washington Redskins, 2008
Green Bay Packers, 2009

Chris Brown (T)
Carolina Panthers, 2001
Chicago Bears, 2001-02
Scotland (NFL), 2003

Gary Brown (G)
Pittsburgh Steelers, 1994
Green Bay Packers, 1994-96
Barcelona (NFL), 1998-00

Karl Brown (DB)
Denver Broncos, 1990

Pete Brown (C-LB-P)
San Francisco 49ers, 1953-54
British Columbia Lions, 1958

Sammy Brown (DB)
Jacksonville Bulls, 1984-85

Gerald Burch (E)
Oakland Raiders, 1961

Willie Burks (DT)
Detroit Lions, 1990

Joe Burns (RB)
Buffalo Bills, 2002-06

Gerry Bussell (DB)
Denver Broncos, 1965

James Butler (S)
New York Giants, 2005-08
St. Louis Rams, 2009

DeLaunta Cameron (LB)
Tennessee Titans, 1999
Detroit Lions, 2000

Kelly Campbell (WR)
Minnesota Vikings, 2002-05
Miami Dolphins, 2006
Tampa Bay Buccaneers, 2009

Jon Carman (T)
Buffalo Bills, 2000-02
Minnesota Vikings, 2002-03

Ken Celaj (G)
Miami Dolphins, 1998

Michael Cheever (C)
Jacksonville Jaguars, 1996-98

Tashard Choice (RB)
Dallas Cowboys, 2008-09

Jamara Clark (CB)
Atlanta Falcons, 2001

Willie Clay (CB)
Detroit Lions, 1992-95
N.E. Patriots, 1996-98
New Orleans Saints, 1999

Felipe Claybrooks (DE)
Arizona Cardinals, 2001
Cleveland Browns, 2001-04
Cologne (NFL), 2004
Philadelphia Soul (AFL), 2007

Jimmy Clements (LB)
Chicago Bears, 1997

Fred Coger (OLB)
Dallas Cowboys, 1995
Calgary (CFL), 1996

Marco Coleman (DE)
Miami Dolphins, 1992-95
San Diego Chargers, 1996-98
Wash. Redskins, 1999-01
Jacksonville Jaguars, 2002
Philadelphia Eagles, 2003
Denver Broncos, 2004-05

Ronny Cone (RB)
New York Jets, 1984-85

George Cooper (TE)
Atlanta Falcons, 2007-08

Tom Covington (TE)
San Francisco 49ers, 1992-93

Jamal Cox (ILB)
Chicago Bears, 1995
Carolina Panthers, 1995
Jacksonville Jaguars, 1995
Rhein Fire (NFL), 1996-97

Jonathan Cox (CB)
San Diego Chargers, 2004

Michael Cox (FB)
Kansas City Chiefs, 2008-09

Willis Crockett (LB)
Dallas Cowboys, 1989-91

Bill Curry (C)
Green Bay Packers, 1965-66
Baltimore Colts, 1967-72
Houston Oilers, 1973
Los Angeles Rams, 1974

Nate Curry (WR)
Kansas City Chiefs, 2005, 06
Hamburg (NFL), 2006

P.J. Daniels (RB)
Baltimore Ravens, 2006-09

Tom Daniel (C)
New England Patriots, 1979

Bobby Davis (T)
Boston, 1948

Donnie Davis (QB)
Arizona Rattlers (AFL), 1997-98
Georgia Force (AFL), 2002-03
Dennis Davis (CB)

Oakland Raiders, 2006
N.Y. Giants, 2006
Seattle Seahawks, 2007

Berlin Thunder (NFL), 2007

John Davis (G)
Houston Oilers, 1987-88
Buffalo Bills, 1989-94

Lamar Davis (E)
Baltimore Colts, 1974

Ted Davis (LB)
Baltimore Colts, 1964-66
New Orleans Saints, 1967-69
Miami Dolphins, 1970

Tony Daykin (LB)
Detroit Lions, 1977-78
Atlanta Falcons, 1979-82

Jimmy Dixon (FB)
Tennessee Titans, 2005
Green Bay Packers, 2006
Seattle Seahawks, 2006
Hamburg (NFL), 2006

Nat Dorsey (T)
Minnesota Vikings, 2004
Cleveland Browns, 2005-08

Paul Duke (C)
New York Yankees, 1947

Jason Dukes (T)
Jacksonville Jaguars, 1996

Chris Dunlap (WR)
New England Patriots, 2007

Marvin Dyett (DE)
Jacksonville Bulls, 1984-85

Andrew Economos (LS)
Jax Jaguars, 2005-06
Tampa Bay Buccaneers, 2007-09

Randall Edmunds (LB)
Miami Dolphins, 1968-69
New England Patriots, 1971
Baltimore Colts, 1972

Floyd Faucette (HB)
San Diego Chargers, 1960

Nick Ferguson (CB)
Cincinnati Bengals, 1996
Saskatchewan (CFL), 1996-98
Chicago Bears, 1999
Rhein (NFL), 1999-00
Buffalo Bills, 2000
N.Y. Jets, 2000-01
Denver Broncos, 2002-07
Houston Texans, 2008-09

Lethon Flowers (DB)
Pittsburgh Steelers, 1995-02
Denver Broncos, 2003

Elliott Fortune (DE)
Cleveland Browns, 1995
Baltimore Ravens, 1996-97
Rhein (NFL Europe), 1998

John Paul Foschi (TE)
N.Y. Jets, 2004
Denver Broncos, 2004
Minnesota Vikings, 2004
Oakland Raiders, 2004-06
Cincinnati Bengals, 2009

Keyaron Fox (LB)
Kansas City Chiefs, 2004-07
Pittsburgh Steelers, 2008-09

Dave Frakes (K)
Washington Redskins, 1998

Russell Freeman (T)
Denver Broncos, 1992-94
Oakland Raiders, 1995

Bill Fulcher (LB)
Washington Redskins, 1956-58

Andrew Gardner (OT)
Miami Dolphins, 2009

Ellis Gardner (T-G)
Kansas City Chiefs, 1983
Houston Oilers, 1984
Indianapolis Colts, 1985

Darrell Gast (QB)
Philadelphia Eagles, 1988

Bill Glaver (HB)
Hammond, 1922, 1925
Rock Island, 1923
Racine, 1924

Louisville, 1926

Walt Godwin (G)
Staten Island, 1929

Chick Graning (HB)
St. Louis Cardinals, 1962
Boston Patriots, 1963
B.C. Lions (CFL), 1966-67

Jerome Green (RB)
Boston Patriots, 1960

Sean Gregory (RB)
Baltimore Ravens, 2002

Rufus Guthrie (G)
San Diego Chargers, 1963

Joe Guyon (HB)
Canton, 1920
Cleveland, 1921
Washington, 1921
Oorang, 1922-23
Rock Island, 1924
Kansas City, 1924-25
N.Y. Giants, 1927

Gary Guyton (LB)
New England Patriots, 2008-09

Derek Gwinn (G)
Kansas City Chiefs, 1984-85

KaMichael Hall (LB)
Indianapolis Colts, 2007

Joe Hamilton (QB)
Tampa Bay Bucs, 2000-02
Frankfurt Galaxy (NFL)

Orlando (AFL), 2004-06
Indianapolis Colts, 2004

Steve Harkey (RB)
New York Jets, 1971-72

Tony Hargrove (DE)
St. Louis Rams, 2004-06
Buffalo Bills, 2006-08
New Orleans Saints, 2009

Joe Harris (LB)
Washington Redskins, 1977
San Francisco 49ers, 1978
Minnesota Vikings, 1979
Los Angeles Rams, 1979-81
Baltimore Colts, 1982
Washington (USFL), 1983

Anthony Harrison (DB)
Green Bay Packers, 1987

John Helms (E)
Detroit Lions, 1946

Will Heller (TE)
Tampa Bay Bucs, 2003-05
Seattle Seahawks, 2006-08
Detroit Lions, 2009

Eric Henderson (DE)
Cincinnati Bengals, 2006-08

David Hendrix (SS)
San Diego Chargers, 1995-97

Urban Henry (DT)
Los Angeles Rams, 1961
Green Bay Packers, 1963
Pittsburgh Steelers, 1964

Don Hickson (OLB)
Cleveland Browns, 1995

Drew Hill (WR)
Los Angeles Rams, 1979-85
Houston Oilers, 1986-91
Atlanta Falcons, 1992-93

Kent Hill (T)
Los Angeles Rams, 1979-86
Houston Oilers, 1987-88

Tony Hollings (RB)
Houston Texans, 2003-05
Chicago Bears, 2006
Hamburg (NFL), 2007

Reuben Houston (CB)
Tampa Bay Bucs, 2006

Ken Howell (G)
Philadelphia Eagles, 1983
Jacksonville Bulls, 1984-85

Ralph Hughes (DE)
Tampa Bay Buccaneers, 1998

John Ivemeyer (T)

Kansas City Chiefs, 1986

Eddie Lee Ivery (RB)
Green Bay Packers, 1979-89

Darryl Jenkins (T)
San Diego Chargers, 1991-92

Calvin Johnson (WR)
Detroit Lions, 2007-09

Henry Johnson (LB)
Minnesota Vikings, 1980-83

Michael Johnson (DE)
Cincinnati Bengals, 2009

Tom Johnson (LB)
San Diego Chargers, 1994

Shawn Jones (QB)
Minnesota Vikings, 1993
Baltimore (CFL), 1994-95

Paul Jurgensen (DE)
New Orleans Saints, 1988

Mike Kelley (QB)
Atlanta Falcons, 1982
Tampa Bay Bandits, 1983
Memphis (USFL), 1984-86

Tony Kepano (G)
Washington Redskins, 1985
New York Jets, 1986

Dawan Landry (S)
Baltimore Ravens, 2006-09

Robert Lavette (RB)
Dallas Cowboys, 1985-87
Atlanta Falcons, 1988

Jim Lavin (G)
Cincinnati Bengals, 1991
San Diego Chargers, 1993
Sacramento (CFL), 1993

Gary Lee (WR)
Detroit Lions, 1987-89

Ivery Lee (NG)
Houston Oilers, 1988

Greg Lester (FL)
Denver Broncos, 1992

Dorsey Levens (RB)
Green Bay Packers, 1994-01
Philadelphia Eagles, 2002
New York Giants, 2003
Philadelphia Eagles, 2004

Sammy Lilly (CB)
New York Giants, 1988
Philadelphia Eagles, 1989-90
L.A. Rams, 1990-91, 92
Tampa Bay Buccaneers, 1992
Winnipeg (CFL), 1993

Billy Lothridge (P)
Dallas Cowboys, 1964
Los Angeles Rams, 1965
Atlanta Falcons, 1966-71
Miami Dolphins, 1972

Roy Lumpkin (B)
Portsmouth, 1930-33
Detroit Lions, 1934
Brooklyn, 1935-37

David Lutz (T)
Kansas City Chiefs, 1983-92
Detroit Lions, 1993-95

Ralph Malone (LB)
Cleveland Browns, 1986-88
Miami Dolphins, 1989

Alfred Malone (DE)
Houston Texans, 2005-07

Luke Manget (PK)
New Orleans Saints, 2003

Billy Martin (E)
Chicago Bears, 1964-65
Atlanta Falcons, 1966-67
Minnesota Vikings, 1968

Jeff Mathis (DT)
Phoenix Cardinals, 1990

Clay Matthews (DE)
San Francisco 49ers, 1950, 53-55

Michael Matthews (TE)
N.Y. Giants, 2007-08
New England Patriots, 2009

Jerry Mays (RB)

San Diego Chargers, 1990

Felton McConnell (G)
Buffalo, 1927

Curtis McGee (T)
New England Patriots, 1997
Frankfurt (NFL), 1997
Pittsburgh Steelers, 1998
St. Louis Rams, 1999
NY/NJ (XFL), 2001
Carolina Cobras (AFL), 2001

Jason McGill (WR)
Miami Dolphins, 1993
Green Bay Packers, 1993
Philadelphia Eagles, 1994

Pat McHugh (B)
Philadelphia Eagles, 1947-51

Emmett Merchant (SE)
Philadelphia Eagles, 1992

Harvey Middleton (WR)
Philadelphia Eagles, 1998-99

Jermaine Miles (DE)
New England Patriots, 1997
New Orleans Saints, 2001-02

Hal Miller (OT)
San Francisco 49ers, 1953

Veryl Miller (C)
Washington Redskins, 1991

Warner Mizell (HB)
Brooklyn, 1931
Frankford, 1931

Mike Mooney (T)
Houston Oilers, 1992
San Diego Chargers, 1992-93

Pat Moriarty (RB)
Cleveland Browns, 1979

George Morris (C-LB)
San Francisco 49ers, 1956

Larry Morris (LB)
Los Angeles Rams, 1955-57
Chicago Bears, 1959-65
Atlanta Falcons, 1966

Fred Murphy (E)
Cleveland Browns, 1960
Minnesota Vikings, 1961

Najee Mustafaa (Reginald Rutland) (CB)
Minnesota Vikings, 1987-92
Cleveland Browns, 1993-94
Oakland Raiders, 1995

Danny Myers (QB)
St. Louis Cardinals, 1976

Ed Nutting (DT)
Cleveland Browns, 1961
Dallas Cowboys, 1963

Craig Pace (C)
Tennessee Titans, 1999-00
Dallas Cowboys, 2000-01
Atlanta Falcons, 2001-02

Ken Parker (DT)
Seattle Seahawks, 1986

Bill Paschal (HB)
New York Giants, 1943-47
Boston Patriots, 1947-48

Randy Pass (LB)
Green Bay Packers, 1978

Don Patterson (DB)
Detroit Lions, 1979
New York Giants, 1980

Nathan Perryman (CB)
Arizona Cardinals, 1997

Kevin Peoples (SS)
Sacramento (CFL), 1993

Jeff Pierce (P)
Jacksonville (USFL), 1984

Mark Pike (DE)
Buffalo Bills, 1986-98

Cleve Pounds (DB)
New York Giants, 1986

Eddie Prokop (HB)
N.Y. Yankees, 1946-47, '49
Chicago Rockets, 1948

Steve Raible (WR)



YELLOW JACKETS IN THE NFL


Seattle Seahawks, 1976-81
Hugh Reilly (C)
 Tennessee Titans, 2004
Chris Reis (S)
 Atlanta Falcons, 2006
 New Orleans Saints, 2007-09
Randy Rhino (DB)
 New Orleans Saints, 1975
 Charlotte Hornets (WFL), 1975
 Montreal (CFL), 1976-80
 Ottawa (CFL), 1981
Darryl Richard (DT)
 New England Patriots, 2009
Al Richardson (LB)
 Atlanta Falcons, 1980-86
Jimmy Robinson (WR)
 Atlanta Falcons, 1975
 New York Giants, 1976-79
 San Francisco 49ers, 1980
 Denver Broncos, 1981
Leon Robinson (T)
 Tampa Bay Buccaneers, 2005
Charlie Rogers (WR)
 Seattle Seahawks, 1999-01
 Buffalo Bills, 2002
 Miami Dolphins, 2003
Nick Rogers (LB)
 Minnesota Vikings, 2002-04
 Green Bay Packers, 2004
 Indianapolis Colts, 2004
 Miami Dolphins, 2005
Ron Rogers (LB)
 Baltimore Ravens, 1998
 Indianapolis Colts, 1998-99
Ted Roof (LB)
 Tampa Bay Buccaneers, 1986
Coleman Rudolph (DT)
 New York Jets, 1993-94
 New York Giants, 1994-96
Jack Rudolph (LB)
 Boston Patriots, 1960-65
 Miami Dolphins, 1966
Lucius Sanford (LB)
 Buffalo Bills, 1978-86
 Cleveland Browns, 1987
Al Santone (G)
 Hartford, 1926
Stefen Scotton (RB)
 Miami Dolphins, 1991
Billy Shaw (G)
 Buffalo Bills, 1961-69
Derrick Shepard (DT)
 Miami Dolphins, 1998
Billy Shields (T)
 San Diego Chargers, 1975-83
 San Francisco 49ers, 1984
 New York Jets, 1985
 Kansas City Chiefs, 1985
Charlie Simmons (WR)
 Green Bay Packers, 1995
Dave Simmons (LB)
 St. Louis Cardinals, 1965-66
 New Orleans Saints, 1967
 Dallas Cowboys, 1968
Roy Simmons (G)
 New York Giants, 1979-81
 Wash. Redskins, 1981-83
 Jacksonville (USFL), 1984-86
David Sims (RB)
 Seattle Seahawks, 1977-79
Scott Sisson (K)
 New England Patriots, 1993-94
 Jacksonville Jaguars, 1995
 Minnesota Vikings, 1996
Daryl Smith (LB)
 Jacksonville Jaguars, 2004-09
Eugene Smith (G)
 Chicago Bears, 1960
Michael Smith (FB)
 Birmingham (CFL), 1995
Jonathan Smith (WR)
 Buffalo Bills, 2004-06

N.E. Patriots, 2006
Sean Smith (T)
 N.E. Patriots, 1990-91
 Atlanta Falcons, 1992
Lum Snyder (T)
 Philadelphia Eagles, 1952-55, '58
Tyrone Sorrells (T)
 New Orleans Saints, 1987
 Cleveland Browns, 1988-89
Ken Southerland (T)
 Miami Dolphins, 1985
Glenn Spencer (DT)
 Jacksonville (USFL), 1986
Larry Stallings (LB)
 St. Louis Cardinals, 1963-76
Cedric Stallworth (DB)
 Green Bay Packers, 1989
 Frankfurt Galaxy, 1991-92
Derrick Steagall (WR)
 Miami Dolphins, 1998-99
John Steber (G)
 Washington Redskins, 1946-50
Rod Stephens (LB)
 Seattle Seahawks, 1989-94
 Washington Redskins, 1995-96
Joel Stevenson (TE)
 Cleveland Browns, 1969
Ryan Stewart (FS)
 Detroit Lions, 1996-99-01
Jim Still (QB-DB)
 Buffalo, 1948-49
Nate Stimson (LB)
 Indianapolis Colts, 1999-00
Vernon Strickland (LB)
 San Francisco 49ers, 1998-99
 Berlin (NFL), 1999
 N.Y. Giants, 2000-01
Rick Strom (QB)
 Pittsburgh Steelers, 1988-93
 Buffalo Bills, 1994-95
 Detroit Lions, 1996
Ken Swilling (SS)
 Tampa Bay Buccaneers, 1992
 Cleveland Browns, 1992-93
 Arizona Cardinals, 1994
Pat Swilling (LB)
 New Orleans Saints, 1986-92
 Detroit Lions, 1993-94
 Oakland Raiders, 1995-96, '98
Gavin Tarquinio (LS)
 Atlanta Falcons, 2006
Jim Bob Taylor (QB)
 Baltimore Colts, 1983
Michael Taylor (T)
 Houston Oilers, 1979
 New York Giants, 1980
Tom Taylor (C)
 Miami Dolphins, 1985-86
Levon Thomas (WR)
 Indianapolis Colts, 2005
 New Orleans Saints, 2005-06
 Orlando Predators (AFL), 2007
Stumpy Thomason (B)
 Brooklyn, 1930-35
 Philadelphia Eagles, 1935-36
Andy Tidwell-Neal (C)
 New York Giants, 2005
Leo Tierney (C)
 Cleveland Browns, 1978
 New York Giants, 1978
Calvin Tiggler (LB)
 Tampa Bay Buccaneers, 1991-93
Travares Tillman (DB)
 Buffalo Bills, 2000-02
 Houston Texans, 2003
 Carolina Panthers, 2003-04
 Miami Dolphins, 2005-08
Mike Travis (DB)
 San Diego Chargers, 1986
Jeff Ureyk (G)
 Seattle Seahawks, 1976
Ben Utt (G)

Colts, 1982-89
Carl Vereen (T)
 Green Bay Packers, 1957
Vance Walker (DT)
 Atlanta Falcons, 2009
Kyle Wallace (T)
 New York Giants, 2005
Dean Waters (C)
 Kansas City Chiefs, 1984
Gordon Watkins (T)
 Minneapolis, 1930
 Frankford, 1930
 Brooklyn, 1931
Kerry Watkins (WR)
 Detroit Lions, 2003
 Montreal (CFL), 2004-08
Dave Watson (G)
 Boston Patriots, 1963-64
Phillip Wheeler (LB)
 Indianapolis Colts, 2008-09
Ken Whisenhunt (TE)
 Atlanta Falcons, 1985-88
 Wash. Redskins, 1989-91
 N.Y. Jets, 1991-93
Dez White (WR)
 Chicago Bears, 2000-03
 Atlanta Falcons, 2004-05
Charles Wiley (RB)
 Chicago (XFL), 2001
Rodney Wilkerson (ILB)
 Miami Dolphins, 1995
Reggie Wilkes (LB)
 Philadelphia Eagles, 1978-85
 Atlanta Falcons, 1986-89
Gary Wilkins (TE)
 Dallas Cowboys, 1985
 Buffalo Bills, 1986-87
 Atlanta Falcons, 1988-91
 Washington Redskins, 1992
Gerris Wilkinson (LB)
 N.Y. Giants, 2006-09
C.J. Williams (RB)
 Arizona Cardinals, 1997
 Edmonton (CFL), 1998
Clyde Williams (T)
 Philadelphia Eagles, 1935
Darius Williams (TE)
 New York Giants, 2005
 St. Louis Rams, 2005
 Detroit Lions, 2006
 Amsterdam (NFL), 2007
Ike Williams (HB)
 Staten Island, 1929
Jerrelle Williams (ILB)
 San Diego Chargers, 1992
Marlon Williams (OLB)
 Baltimore (CFL), 1995
Rodney Williams (P)
 St. Louis Rams, 1999
 Rhein (NFL), 2000
 Washington Redskins, 2000
 New York Giants, 2001-02
 Seattle Seahawks, 2003
 Kansas City Chiefs, 2004
Ed Wilton (E)
 Pottsville, 1926
Recardo Wimbush (LB)
 Atlanta Falcons, 2003
Daryl Wise (SE)
 Miami Dolphins, 1987
Mansfield Wrotto (T)
 Seattle Seahawks, 2007-09
Doug Wycoff (QB)
 New York Giants, 1927, 1931
 Staten Island, 1929-30, 1932
 Boston, 1934
Chris Young (DB)
 Denver Broncos, 2002-06
 Frankfurt (NFL), 2003
Cedric Zachery (WR)
 Philadelphia Eagles, 1996
 Buffalo Bills, 1996

GEORGIA TECH'S FIRST-ROUND DRAFT SELECTIONS

Rd.#	Player	Year	Team
1-16	Derrick Morgan	2010	Tennessee Titans
1-22	Demaryius Thomas	2010	Denver Broncos
1-2	Calvin Johnson	2007	Detroit Lions
1-12	Keith Brooking	1998	Atlanta Falcons
1-12	Marco Coleman	1992	Miami Dolphins
1-15	Eddie Lee Ivery	1979	Green Bay Packers
1-26	Kent Hill	1979	Los Angeles Rams
1-8	Ted Davis	1964	San Diego Chargers
1-10	Rufus Guthrie	1963	Los Angeles Rams
1-6	Larry Morris	1955	Los Angeles Rams
1-4	Eddie Prokop	1945	Boston Patriots



CALVIN JOHNSON

Frank Ziegler (HB)
 Philadelphia Eagles, 1949-53

GEORGIA TECH PLAYERS IN THE NFL DRAFT BY TEAM (SINCE 1970)

Team	Total	Rd 1	Rd 2	Rd 3	Rd 4	Rd 5	Rd 6	Rd 7	Rd 8	Rd 9	10+
Arizona/St. Louis	1	x	x	x	x	x	x	x	x	x	1
Atlanta	6	1	x	x	x	x	1	1	1	x	2
Baltimore	5	x	x	x	1	1	1	x	x	x	2
Buffalo	4	x	1	x	1	x	x	2	x	x	x
Chicago	3	x	x	1	x	x	x	1	1	x	x
Cincinnati	2	x	x	1	x	x	x	x	x	x	1
Cleveland	1	x	x	x	x	x	x	x	x	x	1
Dallas	3	x	x	x	2	1	x	x	x	x	x
Denver	2	1	x	x	x	x	x	1	x	x	x
Detroit	5	1	x	1	x	x	x	x	1	x	2
Green Bay	5	1	x	1	x	2	x	x	x	x	1
Houston	4	x	1	x	1	x	x	x	x	x	2
Indianapolis	1	x	x	1	x	x	x	x	x	x	x
Jacksonville	2	x	2	x	x	x	x	x	x	x	x
Kansas City	3	x	1	1	x	x	1	x	x	x	x
Miami	4	1	x	x	x	1	1	x	x	x	1
Minnesota	4	x	x	x	2	x	1	1	x	x	x
New England	5	x	x	x	x	1	x	1	x	x	3
New Orleans	3	x	x	1	x	x	x	x	x	x	2
NY Giants	4	x	x	1	x	x	1	x	2	x	x
NY Jets	3	x	1	x	x	x	x	x	x	x	2
Philadelphia	1	x	x	1	x	x	x	x	x	x	x
Pittsburgh	3	x	x	x	x	2	1	x	x	x	x
St. Louis/LA	4	1	x	1	x	x	x	1	x	x	1
San Diego	2	x	x	x	x	x	1	x	x	x	1
San Francisco	2	x	x	x	x	x	x	x	x	x	2
Seattle	5	x	1	x	1	1	x	1	x	x	1
Tampa Bay	3	x	x	x	x	x	x	3	x	x	x
Tennessee	1	1	x	x	x	x	x	x	x	x	x
Washington	2	x	x	x	1	x	1	x	x	x	x

Introduction

2010 Preview

Players

Staff

2009 Review

Records

History



YELLOW JACKETS IN THE NFL DRAFT

13 Consecutive Bowl Appearances ■ 2009 ACC Champions

2010
Derrick Morgan, DE, Tennessee, 1-16
Demaryius Thomas, WR, Denver, 1-22
Morgan Burnett, S, Green Bay, 3-71
Jonathan Dwyer, RB, Pittsburgh, 6-188

2009
Michael Johnson, DE, Cincinnati, 3-70
Andrew Gardner, OT, Miami, 6-181
Vance Walker, DT, Atlanta, 7-210
Darryl Richard, DT, New England, 7-234

2008
Philip Wheeler, LB, Indianapolis, 3-93
Tashard Choice, RB, Dallas, 4-122
Durant Brooks, P, Washington, 6-168

2007
Calvin Johnson, WR, Detroit, 1-2
Mansfield Wrotto, T, Seattle, 4-124

2006
Gerris Wilkinson, LB, N.Y. Giants, 3-96
P.J. Daniels, RB, Baltimore, 4-132
Dawan Landry, S, Baltimore, 5-146

2005
None

2004
Daryl Smith, LB, Jacksonville, 2-39
Tony Hargrove, DE, St. Louis, 3-91
Keyaron Fox, LB, Kansas City, 3-93
Nat Dorsey, T, Minnesota, 4-115
Jonathan Smith, WR, Buffalo, 7-214

2003
Tony Hollings, RB, Houston (Supplemental, 2nd round)

2002
Nick Rogers, LB, Minnesota, 6-177
Chris Young, DB, Denver, 7-228

2001
None

2000
Travares Tillman, DB, Buffalo, 2-58
Dez White, WR, Chicago, 3-69
Joe Hamilton, QB, Tampa Bay, 7-234

1999
Nate Stimson, LB, Washington, 4-107
Charlie Rogers, WR, Seattle, 5-152
Rodney Williams, P, St. Louis, 7-252

1998
Keith Brooking, LB, Atlanta, 1-12
Ron Rogers, LB, Baltimore, 6-154

1997
None

1996
Michael Cheever, C, Jacksonville, 2-60
Ryan Stewart, DB, Detroit, 3-76

1995
Lethon Flowers, DB, Pittsburgh, 5-151
Charlie Simmons, SE, Green Bay, 6-173
Jamal Cox, Chicago, 7-229

1994
Gary Brown, T, Pittsburgh, 5-148
Dorsey Levens, RB, Green Bay, 5-113

1993
Coleman Rudolph, DT, N.Y. Jets, 2-36
Scott Sisson, K, New England, 5-113

1992
Marco Coleman, OLB, Miami, 1-12
Mike Mooney, T, Houston, 4-108
Ken Swilling, SS, Tampa Bay, 7-184
Willie Clay, CB, Detroit, 8-221

Tom Covington, TE, San Francisco, 11-300

1991
Calvin Tiggler, LB, Tampa Bay, 7-174
Jim Lavin, G, Cincinnati, 10-268

1990
Sean Smith, DE, New England, 11-280

1989
Willis Crockett, LB, Dallas, 5-119
Cedric Stallworth, DB, Green Bay, 11-281

1988
Sammy Lilly, DB, N.Y. Giants, 8-202

1987
Reginald Rutland, DB, Minnesota, 4-100
John Davis, OL, Houston, 11-287
Gary Lee, WR, Detroit, 12-315
Tyrone Sorrells, TE, New Orleans, 12-319

1986
Pat Swilling, OLB, New Orleans, 3-60
Mark Pike, DT, Buffalo, 7-178
Mike Travis, DB, San Diego, 12-333

1985
Robert Lavette, RB, Dallas, 4-103
Ken Whisenhunt, TE, Atlanta, 12-313

1984
Ronny Cone, RB, N.Y. Jets, 10-251

1983
David Lutz, OL, Kansas City, 3-34
Ellis Gardner, OL, Kansas City, 6-146
Jim Bob Taylor, QB, Baltimore, 11-280

1982
Mike Kelley, QB, Atlanta, 6-149

1981
None

1980
Henry Johnson, LB, Minnesota, 7-174
Al Richardson, LB, Atlanta, 8-201
Tom Daniel, C, New England, 10-266

1979
Eddie Lee Ivery, RB, Green Bay, 1-15
Kent Hill, T, L.A. Rams, 1-26
Don Bessillieu, DB, Miami, 5-134
Roy Simmons, G, N.Y. Giants, 8-201
Michael Taylor, T, Houston Oilers, 11-298
Mike Blanton, DE, Miami, 11-299
Drew Hill, WR, L.A. Rams, 12-328

1978
Reggie Wilkes, LB, Philadelphia, 3-66
Lucius Sanford, LB, Buffalo, 4-89
Randy Pass, G-C, N.Y. Giants, 6-147

1977
David Sims, RB, Seattle, 7-189
Tony Daykin, LB, Detroit, 11-283
Leo Tierney, C, Cleveland, 12-325

1976
Steve Raible, WR, Seattle, 2-59
Rick Gibney, DT, Baltimore, 11-310
Jeff Urczyk, G, Seattle, 16-432
Danny Myers, QB, St. Louis, 17-483

1975
Billy Shields, T, San Diego, 6-136
Joe Harris, LB, Chicago, 8-197
Randy Rhino, DB, New Orleans, 14-343
Jimmy Robinson, WR, Atlanta, 15-367

1974
None

1973
Mike Owen, TE, San Francisco, 16-408

Eddie McCashan, QB, New England, 17-420

1972
None

1971
Steve Harkey, WR, N.Y. Jets, 16-396

1970
None

1969
Larry Good, QB, Baltimore, 9-232
John Sias, WR, Denver, 13-321
Joel Stevenson, TE, Cleveland, 15-384
Terry Story, T, Cincinnati, 17-421

1968
Lenny Snow, RB, Minnesota, 7-171
Randall Edmunds, LB, Miami, 8-217
Kim King, QB, Pittsburgh, 11-282

1967
Lamar Wright, G, Detroit, 13-322
Sam Burke, DB, Detroit, 15-374

1966
NFL
Craig Baynham, E, Dallas, 12-176
Jim Breland, C, San Francisco, 17-255
Bill Moore, C, Philadelphia, 18-264
AFL
None
AFL Redshirt
Craig Baynham, E, Miami, 9
Bill Moore, C, Buffalo, 10

1965
NFL
Dave Simmons, LB, St. Louis, 2-26
Gerry Bussell, HB, Cleveland, 2-22
Tom Bleick, HB, Baltimore, 9-125
Dave Austin, E, Philadelphia, 17-231
AFL
Dave Simmons, LB, Buffalo, 5
Gerry Bussell, DB, Denver, 9
AFL Redshirt
Tom Bleick, HB, Houston, 9
Dave Austin, E, N.Y. Jets, 10

1964
NFL
Billy Martin, E, Chicago, 2-21
David Davis, LB, Baltimore, 4-50
Billy Lothridge, QB, Dallas, 6-73
Bill Curry, C, Green Bay, 20-279
AFL
Ted Davis, LB, San Diego, 1-8
Billy Martin, E, Kansas City, 2-10
Billy Lothridge, QB, Oakland, 12-95
Bill Curry, C, Oakland, 23-183

1963
NFL
Rufus Guthrie, G, L.A. Rams, 1-10
Joe Auer, HB, L.A. Rams, 5-57
Dave Watson, LB, Chicago, 9-122
Bob Caldwell, C, Washington, 12-162
Tom Windinger, Washington, 14-190
Larry Stallings, LB, St. Louis, 18-241
AFL
Rufus Guthrie, G, San Diego, 2-10
Larry Stallings, LB, Buffalo, 9-68
Dave Watson, LB, Boston, 11-87
Joe Auer, HB, Dallas Texans, 15-120

1962
NFL
Dave Steadman, T, L.A. Rams, 17-227
Harold Erickson, G, Philadelphia, 19-264
AFL
Russ Foret, T, Dallas Texans, 23-179
Al Lederle, E, Houston, 33-263

1961
NFL

Ed Nutting, T, Cleveland, 2-27
Chick Graning, HB, St. Louis, 9-120
Billy Shaw, T, Dallas Cowboys, 14-184
Al Lederle, E, L.A. Rams, 20-270
AFL
Billy Shaw, T, Buffalo, 2
Marvin Tibbets, HB, Dallas Texans, 11
Ed Nutting, T, Dallas Texans, 15
Chick Graning, HB, Denver, 18
Gerald Burch, E, Oakland, 13

1960
NFL
Maxie Baughan, C, Philadelphia, 2-20
Emmett Wilson, T, Philadelphia, 6-67
Taz Anderson, HB, Cleveland, 7-80
AFL
Jack Rudolph, LB, Boston
Taz Anderson, HB, Dallas Texans
Toby Deese, T-G, Dallas Texans
Tom Roberts, T-G, Denver
Emmett Wilson, T, Denver
Floyd Faucette, HB, L.A. Chargers
Maxie Baughan, C, Minneapolis

1959
NFL
Floyd Faucette, B, Chicago Cardinals, 11-122
Jack Rudolph, LB, Detroit, 17-197
Jim Benson, B, Philadelphia, 18-206
Toby Deese, T, San Francisco, 20-234

1958
NFL
Stan Flowers, RB, Washington, 3-28
Arley Finley, T, Green Bay, 16-182
Don Stephenson, C, Washington, 19-222
Ted Smith, E, Washington, 30-353

1957
NFL
Carl Vereen, T, Green Bay, 4-41
George Volkert, B, Pittsburgh, 6-66
Wade Mitchell, QB, Washington, 12-141
Sam Owen, B, Washington, 21-249
Paul Rotenberg, RB, Washington, 26-309
Ormand Anderson, T, Washington, 27-321

1956
NFL
Dickie Mattison, B, Chicago Cardinals, 20-234
Franklin Brooks, G, Washington, 25-299

1955
NFL
Larry Morris, C, L.A. Rams, 1-7
Billy Teas, RB, L.A. Rams, 8-91
John Lee, B, Baltimore, 14-160
Rees Phenix, T, Pittsburgh, 21-246

1954
NFL
Henry Hair, E, L.A. Rams, 3-34
Glenn Turner, HB, Baltimore, 7-77
Dave Davis, E, Green Bay, 9-99
Sam Hensley, E, L.A. Rams, 13-154
Ed Gossage, T, San Francisco, 15-171
Roger Frey, T, L.A. Rams, 16-190
Frank Givens, T, L.A. Rams, 19-226
Leon Hardeman, HB, Baltimore, 23-269
Pepper Rodgers, QB, Baltimore, 27-293
Bill Sennett, E, Baltimore, 27-317

1953
NFL
George Morris, C, San Francisco, 2-21
Buck Martin, E, Chi. Cardinals, 4-39
Hal Miller, T, San Francisco, 5-57
Pete Brown, G, San Francisco, 10-118
Bobby Moorhead, B, Baltimore, 13-146
Jeff Knox, E, Philadelphia, 23-272

Ray Beck, G, N.Y. Giants, 2-23
Lum Snyder, T, Philadelphia, 3-29
Darrell Crawford, B, Chi. Cardinals, 17-195

1951
NFL
Dick Harvin, E, San Francisco, 13-148
Rob McCoy, B, L.A. Rams, 14-169
Bobby North, B, Philadelphia, 15-177
Bob Bosssons, C, Green Bay, 27-316

1949
NFL
Frank Ziegler, B, Philadelphia, 3-29
George Brodnax, E, Detroit, 5-42
Joe E. Brown, B, Chi. Cardinals, 8-80
Clay Matthews, T, L.A. Rams, 25-247
AAFC
George Brodnax, E, San Francisco, 5-36
L.E. Glenn, T, N.Y. Yankees, 15-112
J.L. Bowen, B, Cleveland, 16-125

1948
NFL
Bill Healy, G, Boston, 5-29
Jim Still, QB, Chi. Cardinals, 16-145
George Mathews, B, N.Y. Giants, 18-156
J.L. Bowen, B, Pittsburgh, 28-262
AAFC
Frank Ziegler, B, L.A. Dons, 20-133
Jim Still, QB, L.A. Dons, 26-181

1947
NFL
Bob Davis, T, N.Y. Giants, 6-44
George B. Hills, G, Green Bay, 12-100
AAFC
Bob Davis, T, Buffalo, 2-10
Paul Duke, C, San Francisco, 3-22
Frank Broyles, San Francisco, 10-78
Bill Healy, G, N.Y. Yankees, 11-87
R.J. Jordan, E, Chicago Rockets, 13-100

1946
NFL
Frank Broyles, QB, Chicago Bears, 3-19
Paul Duke, C, N.Y. Giants, 4-30
W.P. McHugh, P, Philadelphia, 12-108
George Hills, G, Green Bay, 14-126
Dean Gaines, T, Green Bay, 16-146
Ed Holtsinger, B, Green Bay, 27-256
Chuck Murdoch, E, Detroit, 27-258
Roland Phillips, T, Washington, 27-259
William O. (Tex) Ritter, B, Washington, 30-289

1945
NFL
Eddie Prokop, B, Boston, 1-4
John Steber, G, Washington, 7-61

1944
NFL
Ed Ryckley, E, Chicago Bears, 17-172

1943
NFL
Harvey Hardy, G, Brooklyn, 26-243

1940
NFL
Buck Murphy, B, Washington, 20-188

1938
NFL
M.J. "Dutch" Konemann, B, N.Y. Giants, 5-38
Fletcher Sims, B, Chicago Bears, 8-70

1937
NFL
Middleton Fitzsimmons, G, Chicago Cardinals, 10-92



HALLS OF FAME

NATIONAL FOOTBALL FOUNDATION HALL OF FAME

Name	Year Elected	At Tech
William A. Alexander, Coach	1951	1920-1944
Maxie Baughan, Center	1988	1957-1959
Ray Beck, Guard	1997	1949-1951
Bobby Davis, Tackle	1978	1945-1947
Bobby Dodd, Coach	1993*	1945-1966
Bill Fincher, End-Tackle	1974	1918-1921
Buck Flowers, Halfback	1955	1918-1921
George Gardner, College Football Official		1933-1948
Bobby Gaston, College Football Official	1996	1943
Joe Guyon, Halfback-Tackle	1971	1917-1918
John W. Heisman, Coach	1954	1904-1919
George Morris, Linebacker	1981	1950-1952
Larry Morris, Center-Linebacker	1992	1951-1954
Randy Rhino, Defensive Back	2002	1972-1974
Peter Pund, Center	1963	1926-1928
Everett Strupper, Halfback	1972	1915-1917
Pat Swilling, Defensive End	2009	1982-1985

* Elected as a player in 1959



BOBBY DODD Tech Head Coach 1945-1966


Georgia Tech's legendary coach was inducted posthumously into the College Football Hall of Fame in December of 1993. Also in the Hall of Fame for his playing career at Tennessee, Dodd and Amos Alonzo Stagg are the only inductees enshrined as both player and coach.



Pat Swilling was inducted into the NFF Hall of Fame in 2009.

HELMS FOUNDATION HALL OF FAME

Name	At Tech
John W. Heisman, Coach	1904-1919
William A. Alexander, Coach	1920-1944
Bobby Dodd, Coach	1945-1966
Ned West, Sports Information Director	1952-1976
Walker Carpenter, Tackle	1915-1917
Everett Strupper, Halfback	1915-1917
Bill Fincher, End-Tackle	1918-1920
Don Stephenson, Center	1955-1957



John Heisman coached at Georgia Tech from 1904-1919.

GEORGIA TECH SPORTS HALL OF FAME

PLAYERS

Name, Pos., Last Year	Year Inducted	Name, Pos., Last Year	Year Inducted	Name, Pos., Last Year	Year Inducted
Taz Anderson, E, 1960*	1982	Jeff Ford, DB, 1971	1983	Warner Mizell, HB, 1929	1974
D.I. "Red" Barron, HB, 1922*	1959	George Gardner, E, 1925*	1965	Bobby Moorhead, DB, 1952	1971
Maxie Baughan, C, 1959*	1965	Smylie Gebhart, E, 1971	1980	George Morris, C, 1952*	1956
Ray Beck, G, 1951*	1956	Roy Gorse, E, 1912	1976	Larry Morris, C, 1954*	1959
Don Bessillieu, DB, 1978	1986	Johnny Gresham, HB, 1965	1978	Buck Murphy, QB-LB, 1939	1972
W.J. Blane, LB, 1966	1991	Rufus Guthrie, G, 1963*	1971	Jerry Nabors, E, 1957	1986
Bob Bosssons, C, 1950	1968	Joe Guyon, HB, 1918*	1956	H.C. "Monk" Neblett, C, 1932	1974
Dinky Bowen, HB, 1949	1974	Henry Hair, E, 1954	1975	Ken Owen, FB, 1957	1979
Jim Brelaud, C, 1967	1978	Joe Hamilton, QB, 1999	2009	Craig Page, OL, 1998	2009
George Brodnax, E, 1949*	1964	Leon Hardeman, HB, 1953*	1961	Pat Patterson, T, 1912	1977
Keith Brooking, LB, 1997	2007	Harvey Hardy, G, 1943	1968	James "Red" Patton, 1950	2002
Franklin Brooks, G, 1957	1970	Judy Harlan, FB, 1921	1960	Renso "Rock" Perdoni, T, 1970	1979
J.L. Brooks, G, 1939	1975	Joe Harris, LB, 1974	2000	George Phillips, C, 1919*	1968
Rob Brown, T-E, 1905	1966	Bill Healy, G, 1949*	1956	Jack Phillips, FB, 1934	1979
Pete Brown, C, 1952*	1974	Bunkey Henry, K, 1966	1984	Jerry Priestley, QB, 1965	1982
Frank Broyles, QB-HB, 1946*	1960	Sam Hensley, E, 1954	1971	Eddie Prokop, HB, 1943	1969
Gerry Busell, DB, 1964	1986	Harrison Hightower, HB, 1909	1970	H.R. "Peter" Pund, C, 1928*	1958
Walker Carpenter, T, 1918	1965	Albert Hill, QB, 1917	1966	Steve Raible, WR/TE, 1975	2004
Clint Castleberry, HB, 1942*	1956	Drew Hill, WR, 1978	1998	Randy Rhino, DB, 1974*	1981
N.M. "Hawk" Cavette, G-P, 1941	1972	Kent Hill, WR, 1978*	2006	L.W. "Chip" Robert, HB, 1908*	1959
Jack Chivington, C, 1939	1977	John Hunsinger, RB, 1954	1996	Jimmy Robinson, E, 1974	1981
Lewis "Automobile" Clark, FB, 1905	1961	Riccardo Ingram, FS, 1987	1995	Franklin "Pepper" Rodgers, QB, 1953*	1970
Willie Clay, CB, 1991	2002	Bob Ison, E, 1940	1956	Ted Roof, LB, 1985	1998
Marco Coleman, DE, 1991	2001	Eddie Lee Ivery, HB, 1978	1983	Paul Rotenberry, HB, 1956	1962
Tom Coleman, Jr., T, 1949	2001	Ed Jones, E, 1937	1971	Lucius Sanford, LB, 1977	1985
Darrell Crawford, QB, 1953	1975	Tom Jones, E, 1931	1975	Billy Shaw, T, 1960*	1979
Brent Cunningham, HB, 1971	1982	Bill Jordan, E, 1938	1956	Billy Shields, T, 1974	1985
Bill Curry, C, 1964*	1969	Jimmy Jordan, HB, 1949	1971	John Sias, E, 1968	1982
Bobby Davis, T, 1947*	1956	Mike Kelley, QB, 1981	1991	David Sims, HB, 1976	1984
J.W. "Twenty Percent" Davis, FB, 1909	1958	Kim King, QB, 1968*	1978	Scott Sisson, PK, 1992	2003
Oscar Davis, G, 1922	1964	M.J. "Dutch" Konemann, HB, 1936	1969	Fletcher Sims, HB, 1937	1968
Ted Davis, E, 1963	1980	Robert Lavette, RB, 1984	1990	Jim Slocum, E, 1933	1979
John Davis, T, 1986	1991	C.D. LeBey, G, 1921	1979	George Smith, E, 1938	1979
W.A. "Wink" Davis, HB, 1933	1986	Al Loeb, C, 1914	1959	Lenny Snow, HB, 1967	1976
A.M. "Bum" Day, C, 1918	1984	Billy Lothridge, QB, 1963*	1969	Lum Snyder, T, 1952	1968
Craig Day, E, 1905	1962	David Lutz, OL, 1982	2003	Jimmy Southard, QB, 1949	1994
John Dewberry, QB, 1985	1992	Vance Maree, T, 1931	1971	Frank Speer, T, 1930	1971
Raleigh Drennon, G, 1929	1975	Billy Martin, E, 1964	1969	Tommy Spence, FB, 1917	1976
Paul Duke, C, 1946*	1963	Buck Martin, E, 1953	1970	Larry Stallings, T, 1962	1979
Bill Eastman, DB, 1967	1985	George Mathews, HB, 1947*	1973	Albert Staton, E-T, 1922*	1963
Allen Ecker, G, 1957	1978	Jerry Mays, RB, 1989	1997	John Staton, E, 1924	1965
Howard Ector, FB-QB, 1939	1960	Eddie McAshan, QB, 1972	1995	John Steber, G, 1946	1975
Pete Ferris, E, 1951	1980	Jack McDonough, QB, 1923	1962	Don Stephenson, C, 1957*	1966
K.J. "Wooch" Fielder, HB, 1914	1961	Pat McHugh, HB, 1946	1973	Everett "Strup" Strupper, HB, 1917*	1956
Bill Fincher, E-T, 1920*	1956	Gus Merkle, E, 1926	1972	Ken Swilling, FS, 1991	2001
Middleton FitzSimmons, G, 1937	1974	Hal Miller, T, 1953*	1964	Pat Swilling, DE, 1985*	1991
Buck Flowers, HB, 1920*	1956	Wade Mitchell, QB, 1956*	1976	Bill Teas, HB, 1954	1963
		Walter Mitchell, E, 1923	1968	Mack Tharpe, T, 1926	1961

Name, Pos., Last Year	Year Inducted	Name, Pos., Last Year	Year Inducted
Gen. Leonard Wood, 1893-1894	1964	J.G. "Stumpy" Thomason, HB, 1928	1958
John W. Heisman, 1904-1919*	1964	Jesse Thrash, T, 1903	1962
William A. Alexander, 1920-1944*	1963	Phil Tinsley, E, 1946	1970
R.L. "Bobby" Dodd, 1945-1966*	1967	Glenn Turner, FB, 1953	1977
Bobby Ross, 1987-1991	2007	Orville Vereen, G, 1955	1977
		Reggie Wilkes, DE, 1977	1989
		Dave Watson, G, 1963	1980
		Lamar Wheat, T, 1953	1968
		Pee Wee Williams, T, 1934	na
		Dr. Sid Williams, 1951	1999
		Charlie Wood, T, 1940	1973
		Doug Wycoff, FB, 1925*	1956

COACHES	
Gen. Leonard Wood, 1893-1894	1964
John W. Heisman, 1904-1919*	1964
William A. Alexander, 1920-1944*	1963
R.L. "Bobby" Dodd, 1945-1966*	1967
Bobby Ross, 1987-1991	2007

SPORTS MEDICINE	
H.L. "Buck" Andel, 1948-68 (trainer)	1968
Dr. Aaron King (dentist)	2004

STUDENT MANAGERS	
Frank Peoples, 1949	1979
Ted Arno, 1948	1982
L. Massey Clarkson, Jr., 1949	1979
Charles E. Reeves, 1959	1981
Hiram C. Allen III, 1951	1985
Gus Georgetown, 1985	2006

STUDENT TRAINERS	
John Van Houten, 1959	1979
Sam F. "Bo" Burke, Jr., 1968	1984
Clay Farr, 1996	2009
Edward P. West, Jr., 1972	1986
Charles R. LaVallee, 1968	1986
Tommy Roberts, 1980	1990

SPORTS INFORMATION	
Ned West, 1952-1976	1976

HONORARY	
Al Ciraldo, "Voice of the Rambling Wreck"	

*Member of State of Georgia Sports Hall of Fame

Introduction

2010 Preview

Players

Staff

2009 Review

Records

History



ALL-TIME LETTERWINNERS



JOE ANOI DAN BESSILLIEU

A

Table listing letterwinners starting with 'A', including names like Adams, Albert, Adams, B.R., Adams, H.H., Adams, J.Q., Adams, John D., Aderhold, Robert, Akins, Marion, Albanese, Brian, Albright, J.G., Aldredge, Steven Scott, Alexander, J.C., Alexander, William A., Allen, Anthony, Allen, David B., Allen, Eral K., Allen, H.T., Allen, John (m), Allen, Kikie (m), Allen, Proctor M., Allen, Rudolph C., Allen, T.R., Allen, Ty (m), Allen, William C., Allison, Robert B., Allvine, Douglas W., Almond, Stephen E., Ambrose, Kyle, Amis, T.B., Anderson, Ben, Anderson, Chandler, Anderson, Edwin B., Jr., Anderson, J.C., Anderson, Jim, Anderson, L.F., Anderson, Mark H., Anderson, Ormand G., Anderson, R.E., Anderson, T.G., Anderson, T.L., Jr., Anderson, Warren (t), Andrews, Robert Boyd, Andzejewski, Alan Conrad, Angley, Tom, Anoa, Leati Joseph, Anyaible, Elris, Anyansi, Tabugbo, Appleby, H.H., Armentrout, Arnall, H.C. (m), Arndt, Benjamin F., Arnett, James E., Arno, Teddy (m), Arrington, Art (m), Arthur, H.B., Asbury, F.L. (m), Ashley, Mitch, Ashmon, Shannon, Ashmore, Frederick M., Askew, Leon C., Asti, Erica (m), Atkinson, J.E., Atkinson, Michael (t), Aton, B.B., Auer, Joseph, Austin, David F., Austin, Michael B., Avers, Elaine R. (m), Avery (m), Ayres, Asher.

B

Table listing letterwinners starting with 'B', including names like Bagwell, Gary D., Bahin, Jim (m), Bahins, Elbert L. (m), Baker, Jeffrey L., Baldwin, J.S. (m), Balkcom, Thomas T., Ball, Reggie L., Ballard, Thomas R.

Table listing letterwinners starting with 'B' (continued), including names like Balogun, Kamal, Banks, William O., Barber, David C., Barber, Henry J., Barber, Stephen (m), Barkley, Bobbie L., Barksdale, Michele (m), Barnes, Anthony, Barnes, Karl W., Barnes, T.J., Barr, Robert H., Barrett, Tyler, Barrick, Austin, Barron, Carter, Barron, D.I., Barron, G.W., Barron, L.F., Barron, Scott, Barron, Tommy K., Bartlett, J.S., Basquin, Brett C., Bates, C.H., Battle, John M., Battle, Erron Kevin, Baughan, Maxie, Baum, Phillip, Baumgartner, Chris (m), Baxter, Bryan K., Baynham, Grant A., Baynham, Gordon C., Bazemore, Curtis W., Bazemore, Preston (t), Beall, F.R., Beard, P.E., Beard, R.A., Beard, W.R., Beard, Charles E., Beasley, James E., Beavers, David S., Beavers, Scott T., Beavin, Thomas D., Beck, Ray M., Beck, Thomas M., Bedford, Sean, Beers, R.E., Belcher, Kyle P., Belflower, Bradley (m), Bell, David, Bell, J.R., Bell, Jeb (m), Bell, John L., Bell, R.S., Bell, Travis A., Bell, William, Bellamy, Eric J., Bender, Greg (m), Bender, Jason B., Bennett, Benjamin (m), Bennett, John C., Bennett, Milford H., Bennett, Richard D., Bennett, Taylor J., Benson, James E., Bentley, Clarence F., Berecegay, Julie (m), Besrevic, Salih, Bessillieu, Donald A., Bethea, L.A., Bettress, Fred D., Betts, Charles H. (m), Bevier, William H., Biddle, Scott H., Bilbo, Damaris O., Billingsley, Eric E., Bills, J.T., Billy, Omar, Black, D.C., Blackwell, Ceylon B., Blackwood, Glenn Jacob, Blair, Scott, Blake, J.A., Blane, W. J., Blanton, Michael J., Blasetti, Tony, Blazek, Peter J., Bleick, Thomas W., Bloodworth, Charles H., Bogue, Doug, Boldin, Carl, Bonifay, Cameron H., Bonifay, Kenneth B., Bonnewell, Sheldon E.


Table listing letterwinners starting with 'B' (continued), including names like Booker, Calvin, Booker, Donte M., Boone, Harry A., Boozer, David R., Bormolini, John, Borum, Vernon L., Bosch, J.W., Bossos, R.R., Bostic, Jason D., Boulware, H.B., Boulders, Kenneth E., Bourgeois, Gavin, Boume, W.B., Bourne, William B., Bourne, Matthew M., Bowen, Allen, Bowen, J.L., Bowen, Robert C., Bowen, Shane A., Bowen, Sheppard A., Bowen, Tami (m), Bowley, Paul R., Bowman, Paul D., Boyd, A.M., Boyd, Mark, Bracken, Samuel R., Bradach, D.D., Bradford, Jack C., Bradford, Patrick, Bradford, Robert R., Bradley, Mark S., Bradley, Michael O., Brady, C.C., Braman, Matthew A., Bramlett, Jocelyn (m), Brannon, Charles N., Brannon, Drew, Brantley, James R., Braselton, Freddie G., Braswell, Jeff (t), Brady, Brian R., Breece, Donald C., Brelaud, James E., Brenner, Dale F. (m), Brewer, John W., Brewster, J.D., Brezina, Bradford P., Bridge, Robert S., Bridges, Lekeldrick, Briggs, Herbert A. (m), Britman, William F., Brittain, J.F., Broach, R.A. (m), Brodnax, G.H., Brooke, J.L., Brooke, Keith H., Brooks, Christopher P., Brooks, Durant S., Brooks, Franklin D., Brooks, J.L., Brooks, Timothy C., Brown, Adam (t), Brown, Ather, Brown, Charles H., Brown, Christopher D., Brown, David, Brown, Gary L., Brown, Harper L., Brown, J.C., Brown, J.E., Brown, James A., Brown, Mandy (t), Brown, Michael D., Brown, Neil N. (m), Brown, Robert P., Brown, Samuel, Brown, Samuel, Brown, Timothy L., Brownlee, Kevin, Broyles, J.F., Bruce, Stephen B., Brunderman, Robert J., Brumberg, Sara (t), Brumby, C.R., Bryan, William A., Bryant, C. Matthew, Bryant, W.G., Buchanan, C., Buchner, Marc E. (m), Buckley, Grant (t), Bullard, R.G., Burch, Gerald T.

Table listing letterwinners starting with 'B' (continued), including names like Burdell, George P., Burke, Al (t), Burke, Damian, Burke, Greg (t), Burke, Sam F. "Bo" (t), Burke, Samuel W., Burkholder, Gary L., Burks, Jason L., Burks, Willie L., Burnett, Daniel R., Burnett, Julian, Burnett, Morgan, Burns, Joe F., Burns, Justin R., Burroughs, C.E., Burt, A.M., Burton, Nathan I., Burton, Richard E. (t), Busbin, W.E., Bussell, Gerald W., Butler, James O., Butler, Marco, Bynum, H.W., Cabrel, Francis G., Cain, J.T., Caldwell, Jerry R., Caldwell, Robert S., Callan, John P., Cameron, Delaunta L., Cammack, Clayton L., Camp, Brian J., Camp, Larry B., Campagna, Richard C., Campbell, Antoine (t), Campbell, Dean W., Campbell, Douglas A., Campbell, L. Kelly, Campbell, Randall W., Carden, Gary M., Carey, Tony, Carithers, Edward E., Carlen, James A., Carlisle, Thomas I., Carlson, Paul (t), Carmack, Charles M., Carmack, J.E., Carman, Jonathan D., Carmichael, Thomas A., Carney, Kenneth S., Jr., Carolina, Marvin, Carpenter, S.M., Carpenter, T.G., Carpenter, W.G., Carson, R.E., Carson, Stanley L., Carter, Belfield H., Carter, David B., Carter, E.V. (m), Carter, H.M., Carter, Joel T., Carter, Stewart (m), Cassidy, Omar A., Castleberry, Clinton D., Castleberry, Don, Castleberry, J.W., Castro, Timothy P., Caudle, Chris, Cavan, Harry J., Caviness, Bryan (t), Caviness, George (t), Cavette, N.M., Cawthon, Wally H., Celaj, Kujtim "Ken", Chadwick, Leon, Chambers, John Bradley, Chambers, Travis J., Chambers, W.J., Chamblin, Gerald, Chance, P.M., Chancey, James E., Chapman, J.G., Chapman, Joseph R., Chapman, Thomas A., Cheever, Michael J., Cheney, Charles E., Cherry, B.T., Chisholm, Donalthan, Chivington, J.L., Choice, Tashard, Christensen, Scott (t).

Table listing letterwinners starting with 'C' (continued), including names like Christy, Frank J., Chubbs, William, Churchill, D.N., Clare, Ben (m), Clark, Anthony (Tony), Clark, Jack L., Clark, Jamara, Clark, Patrick, Clarkson, Massey (m), Claxton, Ira St. Clair, Clay, J.P., Clay, R.A., Clay, Willie J., Claybrooks, Felipe A., Claytor, Nick, Cleland, Beau, Clements, Jimmy, Clifton, Harold C., Clingan, L.H., Clingan, Larry E., Clingscale, Gordon F., Clyburn, R.B., Cobb, F.R., Cobb, Joe E., Cochran, William S., Coger, Frederick L., Coker, Donald R., Colbert, Freeman D., Colbert, W.D., Colcord, Callan P., Cole, David (m), Cole, Robert T., Coleman, J.T., Coleman, James P., Coleman, Marco D., Coleman, Marcus J., Coleman, W.C., Coley, Mike (t), Coley, Pam (t), Colley, C.S., Collier, Cory, Collins, Cory, Collins, E.R., Collins, John P., Colquitt, Carey D., Colvin, Joseph T., Colvin, S.C., Comer, Dave (t), Conard, Chris, Cone, Kevin, Cone, Ronny L., Connally, Vaughn, Connell, Conniff, Jack (m), Cook, H., Cooksey, Douglas A., Cooke, Robert T., Cooper, George F., Cooper, G.F., Cooper, Douglas A., Copeland, Charles W., Copeland, Steve E., Cord, Robert T., Cordrey, Peter D., Corhen, Bryan N., Corker, Newman (m), Costello, Glenn S., Covington, Thomas P., Cox, Jack T., Cox, Jamal K., Cox, Jonathan B., Cox, Lucas, Cox, Michael L., Cox, Orion V., Crawford, Elbert D., Crawford, John G., Crawford, Steven G., Crenshaw, F. Jermaine, Crockett, L.D., Crockett, Willis R., Cross, Izaan, Crowe, David (t), Crowley, E.J., Crowley, Thomas L., Crum, Richard M., Culton, John B., Cummings, R.H., Cundy, Christine (t), Cunningham, Douglas Brent, Corley, Robert E., Curry, Nathaniel T., Curry, Shane, Curry, Terence W.

13 Consecutive Bowl Appearances ■ 2009 ACC Champions

ALL-TIME LETTERWINNERS



DONNIE DAVIS LEON HARDEAN

Table listing letterwinners from Curry, William A. (1962-63-64(c)) to Cutting, Michael D. (1975-77).

Table starting with section header 'D' and listing letterwinners from Daffer, Terrell E. (1971-72-73) to Duran, Wanda (t) (1989).

Table listing letterwinners from Durham, James L. (1952-53-54) to Dykes, Bryce. (2008).

Table starting with section header 'E' and listing letterwinners from Earls, Corey (2007-08-09) to Faisst, H.A. (1925).

Table listing letterwinners from Fisher, Zach (2008-09) to Furlow, T.M. (1937-38).

Table starting with section header 'G' and listing letterwinners from Gaines, H.D. (1944-45-46) to Gilliam, Venice L. Thomas (2002).

Table listing letterwinners from Gilliland, Robert F. (1952) to Gwynn, Robert S. (1968).

Table starting with section header 'H' and listing letterwinners from Hackett, R.W. (1935) to Harden, Wesley C. (1975).

Table listing letterwinners from Hardie, Gary E. (1976-77-78) to Hill, A.B. (1915-16-17).

Introduction

2010 Preview

Players

Staff


2009 Review

Records

History



ALL-TIME LETTERWINNERS



MALCOLM KING LARRY MORRIS

Table listing letterwinners from Hill, Andrew (1975-76-77-78) to Hyland, Tim (1976).

Table listing letterwinners from Ingles, Jaime (2000-01) to Ivery, Eddie Lee (1975-76-77-78(c)).

Ivery, Eddie L., Jr.2004

J

Table listing letterwinners from Jackson, Albert J. (1995) to Jones, T.G. (1928-29-30).

K

Table listing letterwinners from Kalasky, Richard (1994-95-96) to Kelly, Quincy (1980-81).

Table listing letterwinners from Kelly, W.J. (1945) to Kyle, Ronald K. (1954-55).

L

Table listing letterwinners from Lackey, D.E. (1937-38-39) to Leone, Christopher M. (1994).

Table listing letterwinners from Lester, Gregory J. (1987-88-90-91) to Lyons, R.M. (1934).

M

Table listing letterwinners from Mabry, Ronald (1998-99) to Mearns, Laurence (2006).

Table listing letterwinners from Marea, G.L.A. (1928-29-30) to Mendheim, James R. (1961-62-63).

13 Consecutive Bowl Appearances ■ 2009 ACC Champions



ALL-TIME LETTERWINNERS

Menegazzi, Paul D.	1981-83-84
Menger, Johnny V.	1953-54-55-56
Mercer, Michael K.	1972-74
Merchand, Emmett A.	1988-89-90-91
Merdieth, Lonnie L. III.	1978
Merkle, Gus.	1924-25
Merritt, James.	1990
Middlebrooks, Jack S.	1965
Middleton, Harvey.	1994-95-96-97(c)
Milam, Woodrow M.	1989-90-91-92
Miles, Jermaine L.	1995-96
Miller, Birf B., Jr.	1972-73
Miller, Don E.	1954-55-56
Miller, Hal.	1950-51-52
Miller, Matthew L.	1997-98-00
Miller, Veryl E.	1989-90
Milligan, Harry.	1931
Mills, H.F.	1943
Milo, Michael W.	1971
Minter, Michael M.	1995-96
Mitchell, Christopher M.	1969
Mitchell, LaShon D.	1994
Mitchell, Ross.	1998-99-00-01(c)
Mitchell, R.M.	1945
Mitchell, W.M.	1921-22
Mitchell, Wade T.	1953-54-55-56(c)
Mizell, L.W.	1927-28-29
Modrak, Frank M.	1976
Molina, Yoel.	1993-96
Momon, Clinton.	1977-78-79
Montague, A.F.	1912-13-14
Montgomery, Joe.	1982
Moody, Travis.	1986-87
Mooney, Michael P.	1988-89-90-91(c)
Mooney, Stephen W.	1979-80-82
Moore, Daniel (m).	1994-95-96-97-98
Moore, F.B.	1923-24
Moore, Gary M. (m).	1971
Moore, George E.	1978-79
Moore, H.	1908
Moore, Jack G.	1969-70
Moore, Justin (m).	1999-00
Moore, J.S.	1934
Moore, Mike (m).	1970-72
Moore, Nicholas J.	2003
Moore, W.A.	1912
Moorer, W. Daniel.	1964-65-66(c)
Moorhead, Robert, Jr.	1950-51-52
Morehouse, Christopher W.	2000-01-02
Morlock, Delmar, C.	1976
Morgan, Derrick.	2007-08-09 (c)
Morgan, J.P.	1935-37
Morgan, Mark.	1980
Morgan, Tyler.	2009
Moriarty, Patrick J.	1973-74-75-77
Morris, George.	1950-51-52
Morris, George W.	1962-64
Morris, Greg A.	1992-93-94
Morris, James L.	1952-54
Morris, Jimmy M.	1953-54-55(c)
Morris, Larry C.	1951-52-53-54(c)
Morris, Peyton (t).	1989-90-91-92
Morris, W.H.	1932
Morrison, D.E.	1914-15-16(c)
Morrison, Mot J.	1954
Morrow, H.K.	1943
Morton, Joel T.(m).	1962
Moss, Jack S.	1959-61
Mote, Wayne G.	1985-86-87-88
Muerth, A.M.	1939-40
Mugg, Kenneth E.	1966
Mulhern, Matthew W.	1949
Mullen, William S.	1986-87-88-89
Mumford, Galin E.	1968-69
Mundorff, Roy M., Jr.(m).	1950-51-52
Munroe, Malcolm.	2009
Murchison, Jef.	1993
Murdock, C.H.	1944-46
Murphy, Fred J.	1958-59
Murphy, R.W.	1937-38-39(c)
Murphy, T.M.	1922
Murphy, Thomas J.	1964
Murray, J.A.	1931
Murray, James G.	1974
Murray, John A.	1925
Murray, Matthew T.	1978
Murray, Sam D.	1924-25-26
Muyres, Jeremy J.	1999-00-01-02(c)
Muyres, Jon R.	1996-97-99-00(c)
Myddleton, W. Smith.	1964-65-66
Myers, Charles D., Jr.	1973-74-75
Myers, Christopher T.	1995-96-97
Myers, Don.	1950

N

Nabelle, E.G.	1921-23-24
Nabors, Jerry H.	1955-56-57
Nail, Jimmy A.	1959-60-61
Naples, Andrew P.	1974
Nance, A.S.	1913
Negus, Dale.	1983
Neblett, H.C.	1930-31-32(c)
Neese, Darrell.	1991
Nelson, Richard R.	1965-66-67
Nephew, David S., Jr.	1975
Nesbitt, Josh.	2007-08-09 (c)
Nesbitt, M.M.	1918-19
Nettles, J.E.	1940
Neuss, William J.	1991-92-93-94
Newberry, LeShawn.	2005-06
Newmanner, Mike (m).	1968-69-70
New, Wayne C.	1969
Newman, Robert B.	1977-78-79
Newmarker, Michael W.(m).	1968-70
Nicholl, Michael O.	1959-60-61
Nicholson, Erick M.	1970
Nickels, Scott (m).	1980-81-82-83
Niebank, Michael E.	1979-81-82
Nilson, Rodney C.	1992
Nix, Frank H., Jr.	1958
Nix, John P.	1963
Nixon, J.U.	1935-36-37
Noe, James M.	1955-57
Nolan, James S.	1946-47-48
Norris, Steven H.	1969-70
North, Don (m).	1978
North, Robert E.	1948-49-50
Norton, Darrell D.	1981-82-83-84
Novak, George A.	1971
Nowell, Hal Gordon (honorary)	1919
Nuener, Donald F.(m).	1970-71-72-73
Nutting, John E., Jr.	1959-60

O

Oenbrink, Robert M.	1969
O'Kelley, C.S.	1945
O'Leary, Timothy.	1991
O'Leary, Martin.	2001
Olive, Sammy R.	1979-80
Oliver, Adam L.	2004-05-06-07
Olson, J.W.	1945
Oltz, H.F.	1927
O'Neal, John F.	1978
O'Neill, John C. III.	1969-70-71
O'Neill, John H., Jr.	1948-49
O'Neill, Michael O.	1961
Ormsby, W.J.(m).	1945
Orr, Jeffrey E.	1977
Osborne, Terrell H.	1977-78
Oven, John M.	1970-71-72
Owen, Charles L.	1987-88-89
Owen, Kenneth S.	1954-55-56
Owens, Phillip A.	1979
Owings, James B., Jr.	1971-72-73

P

Padgett, Travis (m).	1983-84-85-86-87
Page, J.A.	1937-38
Page, P.F.	1942
Page, Warren Craig.	1996-97-98
Paige, Jamal.	2009
Pair, R.H.	1939
Pallman, Charles M. (Chip)	1968-69-70
Palmer, Brian (m).	1986-87-88
Palmer, Thomas M.	1985-86-87-88
Papushak, Jeffrey A.	1991-92-93-94
Paquette, Alex.	2007
Parham, R.S.	1926-28
Parker, Edward H.	2005
Parker, Ken.	1982-83-84-85
Parker, Stacy J.	1989-90-91-92
Parker, Travis A.	2002-03-04
Parise, Ron.	1972
Pasanella, Dave.	1983-84
Paschal, William A.	1942
Paschal, William A.	1962-63-64
Paschel, R.S.(m).	1946
Pass, James R.	1975-76-77(c)
Patman, Todd (m).	1992
Patterson, Donald R.	1976-77-78(c)
Patterson, H.W.	1908-09-10-11
Patterson, Jack D.	1951-52
Patton, George Lee, Jr.	1994-95
Patton, J.S.	1913-14
Patton, James W.	1947-48-49-50

Paul, Jerry L.	1968
Pauline, James V.	1965
Payne, Robert G.	1975
Pearce, Edmund F.(m)	1958-59
Pearson, Toby.	1984-85-86-87
Pedrick, L.E.(m)	1945
Peek, Colin D.	2005-07
Peek, J.W.	1945
Peeler, T.B.	1931
Peeler, Patrick.	1993
Peeples, Embry.	2008-09
Peeples, Frank (m)	1946-47-48
Peeples, Joel T.	1977-78-79-80
Penley, James W., Jr.	1965-66-67
Peoples, Kevin L.	1989-90-91-92
Perdoui, Renso G.	1969-70
Perdue, Dan (m)	1999-00
Perkinson, J.G.	1933-34
Perkinson, L.N.	1939
Perkins, Thomas B., Jr.	1978-79
Perry, Elton P.	1954
Perryman, Nathan.	1993-94-95-96(c)
Person, James W. III.	1968-69
Peters, Jason.	2008-09
Petersen, W.B.	1931-32-33
Peterson, Michael.	2008-09
Pettit, J.W.	1946-47-48
Pettis, Terry L.	1987-88-89-90
Pharr, Stephen B.	1989-90-91(c)-92(c)
Phenix, H. Rees, Jr.	1952-54
Phillips.	1919(c)
Phillips, D.J.	1932-33-34(c)
Phillips, G.M.	1915-16-17-19(c)
Phillips, J.R.	1943-44-46-47
Phillips, Jeremy M.	2002
Phillips, Michael D.	1981-82-83
Phillips, Otis D. III (m)	1958-59-60
Pickering, Deidre (t)	1994-97
Pierce, Jeffrey A.	1978-79-80-81
Pike, Mark.	1982-83-84-85
Pilgrim, Raymond W.	1957-58-59
Piller, Zachery P.	1994
Pippin, John (m)	1975-76-77
Pitts, Fred (t)	1975-76
Pizzati, H.E.(m)	1933
Plaster, R.A.	1940-41-42(c)
Polk, Charles D.	1968-69
Poole, George.	1950-51-52
Poole, J.M.	1932-33
Poole, W. Owen.	1924-25-26(c)
Pope, E.G.	1946-47-48-49
Pore, Albert.	2001
Porter, C.E.	1912
Porter, Joel E.	1973-74-75-76
Porter, John K.	1983-84-85
Porter, John T.	1986-87
Potts, William (m)	1989-90-91-92
Pounds, Cleve.	1982-83-84-85
Powell, David C.	1998
Powell, James R.	1959-60
Powers, Steven.	2007
Prather, Robert S.	1963
Preas, J.H.	1913-14-15-16
Preston, C.B.	1934-35-36
Pretz, Dick.	1950-51-52
Price, Albert L.	1966
Price, Elliot A.	1974-75-76
Price, Mitchell.	1993
Priestley, Jerry M.	1963-64-65
Prokop, E.S.	1942-43
Pund, H.R.	1926-27-28(c)
Purvis, James A. (m)	1970-71
Putnal, Stephen S.	1971-72-73

Q

Queen, William L.	1947-48-49
Quigg, B.G.	1939-40
Quinn, Martin.	1993
Quinton, Billy D., Jr.	1977

R

Ragains, Stephen (m)	1988-89
Raible, Steven C.	1973-74-75
Raine, J.W.	1935
Rainey, H.W.	1913
Ramplay, C. Todd.	1985-87-88
Randolph, R.L.	1926-27-28
Rank, Matthew B.	1978-79-80
Rassau, Thomas J.	1974
Rathbun, Ira.	1950
Ratterman, G.A.	1920

Ray, Darryl.	1989-90
Rawlins, Ricky A.	1973
Razayeki, Jerome (t)	1989-90-91-92-93
Read, R.C.	1927
Rearden, Joseph W.	2003
Redford, David E.	1951-54
Reed, John N.	1957-58-59
Reed, Lamont S.	1993
Reese, Boyd T.(m)	1964-65-66
Reese, Larry C.	2007-08-09
Reese, James C.	1990
Reese, Larry C.	1976-77-78
Reeves, Charles E.(m)	1956-57-58
Reeves, H.L.	1923
Reeves, Robert.	1924
Register, Gerry G.	1974
Reid, James E., Jr.	2004-05
Reid, Lee R.	1959-60-61
Reid, Rashaad.	2008-09
Reid, R.C.	1926
Reilly, Hugh O.	2000-01-02-03(c)
Reis, Christopher E.	2002-03-04-05(c)
Rhino, Chappell.	1950-51-52
Rhino, Daniel V.	1974-75-76
Rhino, Kelley W.	1999-00-01-02
Rhino, Randall P.	1972-73-74
Rhodes, Matthew D.	2004-05-06-07
Rhodes, Robert M.	1988
Rice, Anthony L.	1990-91-92-93
Rice, Ronald.	1980-81-82-83
Richard, Darryl II.	2004-06-07-08 (c)
Richards, C.P.	1939
Richards, Charles James.	1994
Richardson, Alpette.	1975-78-79
Richie, Robert W.(m).	1962-63-64
Riddle, Dave.	1982
Riede, Brian (t)	1982-83
Riggie, John O.	1969-70
Riles, Wayne J.	2006
Rimmer, Walter.	1937-38
Ritter, W.O.	1943-44
Roberson, Avery R.	2004-05-06-07
Robert, L.W.	1907
Roberts, C.H.	1933-34
Roberts, Linwood.	1954
Roberts, Roderick D.	1996-97-98
Roberts, S.A.	1935-37
Roberts, Tommy (t)	1978-79-80
Roberts-Blake, Raymond A.	2000-01-02(c)
Robertson, Darrell T.	2004-05-06-07
Robertson, Greg.	1985
Robertson, Justin E.	1995-96-97-98
Robertson, C.E.	1909-10
Robinson, Donald R.	1971-72-73
Robinson, James P.	1972-73-74
Robinson, Leon A.	2001-02-03-04
Robinson, Robie.	1950
Robinson, Tony.	1997-98-99-00
Robison, David M., Jr.	1956-58
Rochester, Denny A.	1979-81-82
Rocker, Albert.	2008-09
Rodgers, Franklin C.	1951-52-53
Rodriguez, Robert E.	1989-90-91-92
Rogers, Alan.	1980
Rogers, Bill.	1980
Rogers, Charles B. IV.	1965
Rogers, Eugene Jackson.	2002-03
Rogers, J.R.	1917-18
Rogers, John E. "Charlie" 1995-96-97-98(c)	1995-96-97-98(c)
Rogers, Nicholas Q.	1999-00-01(c)
Rogers, Phillip F.	1995-97-98-99
Rogers, Ronald W.	1994-95-96-97(c)
Rogers, Stuart.	1980-81-82-83
Rogers, Travis W.	2005
Rollins, Robert T.	2005
Rollow, T.A. (m)	1944
Roof, Terence E.	1982-83-84-85(c)
Roper, Bradley R.	1977-78
Rosamilia, Mike.	1983-84-85-86
Rosamond, W.I.	1935
Rose, John L.	1975-76
Rose, Shane (t)	1990-91-92
Rose, Thomas E.	1955-56-58
Rosinski, Michael E.	1970
Ross, Arthur E.	1950-51
Rotenberry, Paul D.	1954-55-56
Rountree, A.J.	1914
Roush, Elena (m)	1988
Roush, Mike (t)	1986-87-88-89
Rowe, Jonathan.	2003
Rowlett, Mark.	1977
Rucker, Charles A.	1974-75-76-77
Rudolph, Coleman H.	1989-90-91-92(c)

Rudolph, Jake.	1950-51-52
Rudolph, John L.	1957-58-59
Rudolph, Russ (m)	1986-87-88-89
Ruffin, Larry W.	1951-52-53
Rush, Angelo.	1989-90
Rusk, W.	1927-28-29(c)
Rutherford, Bruce F.	1969-71
Rutland, Reginald.	1983-84-85-86
Ryckley, A.E.	1941-42

S

Sackett, G.W.	1934
Sale, Oliver H.	1954-55
Salem, Richard.	1981-82-83
Salisbury, Kevin M.	1986-87-88-89
Salome, Joe M.	1950
Sammons, David.	1994
Sampson, Michael J.	2002
Sams, Russell (m)	1991
Sanders, C.R.	1939-40-41(c)
Sanders, Hugh A.	1964
Sanders, Leavitt F.	1972-73
Sanders, R.J. (m).	1941
Sandlin, Elizabeth (t)	1992
Sanford, Lucius M., Jr.	1975-75-76-77 (c)
Santospago, Louis F.	1968
Sargent, John A.	1972-73-74
Satterfield, James (m)	1966-67
Saussy, Hugh.	1924
Scales, Herbert K. III.	



ALL-TIME LETTERWINNERS



DAVID SIMS KEVIN TUMAINELLO

Table listing letterwinners from Shuman, Jimmy H. (1960) to Spalding, J.J. (1908-09-10).

Table listing letterwinners from Sparks, R. Stan. (1981) to Tanner, Chris (2009).

Table listing letterwinners from Taylor, Tom (1982-83) to Vance, John Todd (1991-92-93-94).

Table listing letterwinners from Vezey, Stanley A., Jr. (1969-70) to White, Edward Dezmon (1997-98-99).

Table listing letterwinners from Wilkins, Scott (1998) to Zimmetman, Jeff (1986-87).

13 Consecutive Bowl Appearances ■ 2009 ACC Champions



ALL-TIME STARTING LINEUPS

Introduction

2010 Preview

Players

Staff

2009 Review

Records

History

1944
 LE Joe Daniel
 LT Jack Glenn
 LG Roland Phillip
 C Paul Duke
 RG George Hills
 RE Deane Gaines
 RT Phil Tinsley
 QB Johnny McIntosh
 FB Billy Williams
 HB Frank Broyles
 HB George Mathews

1945
 LE Bill Busbin
 LT Bob Davis
 LG George Hills
 C Paul Duke
 RG Buck Doyal
 RT Deane Gaines
 RE Walter Kilzer
 QB Ed Holtsinger
 FB Johnny McIntosh
 HB George Mathews
 RHB Jack Peek


1946
 LE Jimmy Jordan
 LT Bob Davis
 LG Bill Healy
 C Paul Duke
 RG Ewell Pope
 RT Ralph Slaten
 RE George Brodnax
 QB Frank Broyles
 FB Allen Bowen
 LHB George Mathews
 RHB Pat McHugh

1947
 LE J.W. Castleberry
 LT R.L. Slaten
 LG J.R. Phillips
 C L.W. Hook
 RG Bill Healy
 RT Bobby Davis
 RE George Brodnax
 QB Jimmy Southard
 Jim Still
 FB Frank Zeigler
 LHB George Mathews
 RHB Jim Petit

1948
 LE Jack Griffin
 LT Dan Bradach
 LG Ewell Pope
 C L.W. Hook
 RG Bill Healy
 RT Tom Coleman
 RE George Brodnax
 QB Jimmy Southard
 Jim Petit
 LHB Frank Ziegler
 RHB Bob McCoy



Frank Broyles led Tech to the Oil Bowl in 1946.



Tech's Jake Marlow (kneeling) upends Alabama's Bobby Marlow to preserve a 7-3 win in 1952.

1949
 LE Jack Griffin
 LT Tom Coleman
 LG Ewell Pope
 RG Buck Doyal
 RT Dan Bradach
 RE Dick Harvin
 QB Jimmy Southard
 FB Morris Harrison
 LHB Buster Humphreys
 RHB Bob McCoy

1950
 LE Dick Harvin
 LT Ray Beck
 LG John Vines
 C Bob Bossons
 RG D. Flanagan
 RT Hal Miller
 RE Henry Ferris
 QB Darrell Crawford
 FB Bobby North
 HB Bob McCoy
 HB Buster Humphreys
 James Patton

1951
 Offense
 LE Jeff Knox
 LT Lum Snyder
 LG Ed Gossage
 C Pete Brown
 RG Ray Beck
 RT Hal Miller
 RE Buck Martin
 QB Darrell Crawford
 FB George Maloof
 FB Charlie Brannon
 HB Leon Hardeman
 HB John Hicks
 K Pepper Rodgers

Defense
 LE Sid Williams
 LT Bill Thaden
 LG Ed Carithers
 RG Ray Beck
 RT Lamar Wheat
 RE Pete Ferris
 LB Larry Morris
 LB George Morris
 HB Bobby Moorhead
 HB Charlie Brannon
 S Jackie Rudolph
 P Dave Davis

1952
 Offense
 LE Jeff Knox
 LT Matt Lyons
 LG Ed Gossage
 C Pete Brown
 RG Jake Shoemaker
 RT Hal Miller
 RE Buck Martin
 QB Bill Brigman
 FB Glenn Turner
 HB Leon Hardeman
 HB Bill Teas
 K Pepper Rodgers

Defense
 LE Sam Hensley
 LT Bill Thaden
 LG Orville Vereen
 RG Roger Frey
 RT Bob Sherman
 RE Cecil Trainer
 LB George Morris
 LB Larry Morris
 HB Bobby Moorhead
 HB Charlie Brannon
 S Jake Rudolph
 P Dave Davis

1953
 LE Sam Hensley
 LT Roger Frey
 LG Franklin Brooks
 C Larry Morris
 RG Orville Vereen
 RT Bob Sherman
 RE Henry Hair
 QB Pepper Rodgers
 FB George Maloof
 HB Billy Williamson
 HB Leon Hardeman
 HB Billy Teas
 P Dave Davis

1954
 LE Bill Sennett
 LT Carl Vereen
 LG Franklin Brooks
 C Larry Morris
 RG Bill Fulcher
 RT Ormand Anderson
 RE Henry Hair
 QB Wade Mitchell
 FB George Humphreys
 HB Paul Rotenberry
 HB Billy Teas
 P Johnny Menger

1955
 LE Tommy Rose
 LT Carl Vereen
 LG Franklin Brooks
 C Jimmy Morris
 RG Allen Ecker
 RT Ken Thrash
 RE Don Ellis
 QB Wade Mitchell
 FB Dickie Mattison
 HB Paul Rotenberry
 HB George Volkert
 P Johnny Menger

1956
 LE Tommy Rose
 LT Carl Vereen
 LG Jimmy Johnson
 C Don Stephenson
 RG Allen Ecker
 RT Ormand Anderson
 RE Don Ellis
 QB Wade Mitchell
 FB Ken Owen
 HB Paul Rotenberry
 HB George Volkert
 P Ken Owen

1957
 LE Jerry Nabors
 LT Urban Henry
 LG Dan Theodocion
 C Don Stephenson
 RG Leon Askew
 RT Rausey Mason
 RE Ted Smith
 QB Fred Braselton
 FB Lester Simerville
 HB Stan Flowers
 HB Cal James
 P Jerry Nabors

1958
 LE Jerome Green
 LT Rausey Mason
 LG Bob Stone
 C Maxie Baughan
 RG John Neal Reed
 RT Ted Thomas
 RE Gerald Burch
 QB Fred Braselton
 FB Floyd Faucette
 HB Cal James
 HB Frank Nix
 P Gerald Burch

1959
 LE Gerald Burch
 LT Billy Shaw
 LG Harold Erickson
 C Maxie Baughan
 RG John Neal Reed
 RT Toby Deese
 RE Jack Rudolph
 QB Marvin Tibbetts
 FB Taz Anderson
 HB Floyd Faucette
 HB Billy Williamson
 P Gerald Burch

1960
 LE Gerald Burch
 LT Billy Shaw
 LG Harold Erickson
 C Willie McGaughey
 RG Dave Watson
 RE Ed Nutting
 RE Taz Anderson
 QB Stan Gann
 FB Ben Smith
 HB Chick Graning
 HB Billy Williamson
 P Don Coker

1961
 LE Ted Davis
 LT Ed Griffin
 LG Harold Erickson
 C Willie McGaughey
 RG Dave Watson
 RT Larry Stallings
 RE Bob Solomon
 QB Stan Gann
 FB Mike McNames
 HB Chick Graning
 HB Billy Williamson
 P Billy Lothridge

1962
 LE Ted Davis
 LT Ed Griffin
 LG Rufus Guthrie
 C Buddy Caldwell
 RG Dave Watson
 RT Larry Stallings
 RE Billy Martin
 DS Don Toner
 QB Billy Lothridge
 FB Mike McNames
 HB Joe Auer
 HB Zollie Sircy
 P/K Billy Lothridge

1963
 LE Ted Davis
 LT Bill Farrington
 LG Brad Yates
 C Dave Simmons
 RG Jimmy Seward
 RT Joe Chapman
 RE Billy Martin
 LB Ed Weinman
 QB Billy Lothridge
 FB Ray Mendheim
 HB Joe Auer
 HB Johnny Gresham
 P Billy Lothridge
 K Billy Lothridge

1964
 Offense
 SE Mike Fortier
 LT Bill Moorner
 LG Joe Colvin
 C Bill Curry
 RG Bill Myddelton
 RT Tom Ballard
 TE Gary Williams
 QB Jerry Priestley
 FB Jeff Davis
 HB Johnny Gresham
 HB Terry Haddock
 K Bunky Henry

Defense
 OLB Dave Austin
 DL Billy Schroer
 DL John Battle
 DL Jimmy Seward
 OLB Steve Copeland
 ILB Dave Simmons
 ILB W.J. Blane
 CB Gerry Bussell
 CB Tommy Jackson
 SS Tommy Bleick
 FS Haven Kicklighter
 P Jerry Priestley



Kim King started at quarterback for the Yellow Jackets from 1965-67.

1965
 Offense
 SE Mike Fortier
 LT Bill Moorner
 LG Joe Colvin
 C Jim Breland
 RG Bill Myddelton
 RT Lamar Wright
 TE Gary Williams
 QB Kim King
 FB Tommy Carlisle
 TB Lenny Snow
 FL Craig Baynham
 K Bunky Henry

Defense
 OLB Bill Ellis
 DL Billy Schroer
 DL John Battle
 DL Buddy McCoy
 OLB Steve Copeland
 ILB Randall Edmunds
 ILB W.J. Blane
 CB Tommy Bleick
 CB Bill Eastman
 SS Haven Kicklighter
 FS Sammy Burke
 P Jerry Priestley

1966
 Offense
 SE Mike Fortier
 LT Bill Moorner
 LG Buddy McCoy
 C Jim Breland
 RG Rick Nelson
 RT Lamar Wright
 TE Steve Almond
 QB Kim King
 FB Doc Harvin
 TB Lenny Snow
 FL Craig Baynham
 K Bunky Henry

Defense
 OLB Eric Wilcox
 DL Mike Ashmore
 DL Billy Schroer
 DL John Lagana
 OLB Tommy Carlisle
 ILB W.J. Blane
 ILB Randall Edmunds
 CB Bill Eastman
 CB Haven Kicklighter
 SS Giles Smith
 TB Sammy Burke
 P Charlie Mason

1967
 Offense
 SE Joel Stevenson
 LT Rick Nelson
 LG Joe Vitunic
 C Billy Kidd
 RG Lamar Melvin
 RT Jim Penley
 TE Steve Almond
 QB Kim King
 FB Doc Harvin
 TB Lenny Snow
 FL John Sias
 K Tommy Carmichael

Defense
 OLB Tommy Carlisle
 DL John Lagana
 DL Claude Shook
 DL Mike Ashmore
 OLB Chris Denny
 ILB Randall Edmunds
 ILB Eric Wilcox
 CB Joe Bill Faith
 CB Bill Eastman
 SS David Barber
 FS Bill Kinard
 P Tommy Chapman

1968
 Offense
 SE Tim Woodall
 LT Galin Mumford
 LG Mike Bradley
 C John Collins
 RG Todd Woodhull
 RT Terry Story
 TE Joel Stevenson
 QB Larry Gov
 FB John Weaver
 TB Dennis James
 FL John Sias
 K Johnny Duncan

Defense
 OLB Steve Foster
 DL Eric Wilcox
 DL Bob Seamon
 DL Lou Santospago
 OLB Mike Glad
 ILB Bill Flowers
 ILB Steve DeBardelaben
 CB Mike Wysong
 CB Joe Bill Faith
 SS Bill Kinard
 FS Tash van Dora
 P Tommy Chapman

1969
 Offense
 SE Larry Studdard
 LT Al Hutko
 LG Joe Vitunic
 C John Callan
 RG Mark Bradley
 RT Richard Gardner
 TE Steve Norris
 QB Jack Williams
 FB Steve Harkey
 TB Brent Cunningham
 FL Herman Lam
 K Jack Moore

Defense
 OLB Randy Duckworth
 DL Rock Perdoni
 LB Stan Beavers
 DL Sid Gunter
 OLB Smylie Gebhart
 ILB Buck Shiver
 ILB John Riggie
 CB Rick Lewis
 CB Jeff Ford
 SS Bubba Hoats
 FS Mike Wysong
 P Tommy Chapman

1970
 Offense
 SE Larry Studdard
 LT Glenn Costello
 LG Richard Gardner
 C John Callan
 RG Al Hutko
 RT Rick Lantz
 TE Steve Foster
 QB Eddie McAshan
 FB Steve Harkey
 TB Rob Healy
 FL Brent Cunningham
 K Jack Moore

Defense
 OLB Brad Bourne
 DL Rock Perdoni
 LB Gary Carden
 DL Jim Broome
 OLB Smylie Gebhart
 ILB Buck Shiver
 ILB Bill Flowers
 CB Rick Lewis
 CB Jeff Ford
 SS Dave Beavin
 FS Bubba Hoats
 P Chip Pallman

1971
 Offense
 SE Jim Owings
 LT Glenn Costello
 LG Al Hutko
 C John Callan
 RG Scott Engel
 RT Rick Lantz
 TE Mike Owen
 QB Eddie McAshan
 FB Rob Healy
 TB Greg Home
 FL Brent Cunningham
 K Bobby Thigpen

Defense
 OLB Randy Duckworth
 DL Joe Gaston
 LB Stan Beavers
 DL Brad Bourne
 OLB Smylie Gebhart
 ILB Gary Carden
 ILB Bruce Elliott
 CB Mike McKenzie
 CB Jeff Ford
 SS Dave Beavin
 FS Gary Faulkner
 P Dick Bowley

1972
 Offense
 SE Jimmy Robinson
 LT Don Robinson
 LG John Sargent
 C Pete Geren
 RG Glenn Costello
 RT Rick Lantz
 TE Mike Owen
 QB Eddie McAshan
 FB Rob Healy
 TB Greg Home
 FL Jim Owings
 K Bobby Thigpen

Defense
 OLB Beau Bruce
 DE Joe Gaston
 NG Steve Putnal
 DE Tim Macy
 OLB Brad Bourne
 ILB Bruce Elliott
 ILB Gary Carden
 CB Mike McKenzie
 CB Randy Rhino
 SS Witt Wisman
 FS Scott Bridge
 P Dick Bowley



ALL-TIME STARTING LINEUPS



Tech's Johnny Smith celebrates a 33-yard field goal with 50 seconds left to beat South Carolina in 1978.



Bobby Ross gets a ride after a 32-22 win over Georgia in 1989.

13 Consecutive Bowl Appearances ■ 2009 ACC Champions

1977

Offense
 SE Drew Hill
 LT Mike Taylor
 LG Randy Pass
 C Tom Daniel
 RG Terrell Osborne
 RT Kent Hill
 TE Bruce Yeager
 QB Gary Lanier
 FB Rodney Lee
 TB Eddie Lee Ivery
 FL Bucky Shamburger
 K Johnny Smith

Defense
 OLB Reggie Wilkes
 DE Mike Blanton
 NG Mike Cutting
 DE Roy Simmons
 OLB Freeman Colbert
 ILB Lucius Sanford
 ILB Mackel Harris
 CB Jeff Shank
 CB Donald Patterson
 SS Lawrence Lowe
 FS Don Bessillieu
 P Ted Peeples

1980

Offense
 SE Marlon Heggs
 LT Ellis Gardner
 LG Ken Howell
 C Mark Schultz
 RG Ben Utt
 RT David Lutz
 TE Glenn Etheridge
 QB Mike Kelley
 FB Ronny Cone
 TB Matt Bryant
 FL Leon Chadwick
 K Johnny Smith

Defense
 OLB Lance Skelton
 DT Marvin Dyett
 NG Mark Bradley
 DT Lynwood Volley
 OLB Robert Jaracz
 ILB Duane Wood
 ILB Steve Mooney
 CB Ken Taylor
 CB Ted Thurson
 SS Mark Sheffield
 FS Lawrence Lowe
 P Jeff Pierce

1983

Offense
 SE Darrell Norton
 LT John Ivemeyer
 LG Derek Gwinn
 C Dean Waters
 RG Tony Kepano
 RT John Davis
 TE Ken Whisenhunt
 QB John Dewberry
 FB Ronny Cone
 TB Robert Lavette
 FL Darryl Wise
 K Ron Rice

Defense
 OLB Pat Swilling
 DT Bobby Hodge
 NG Donnie Chisholm
 DT Glenn Spencer
 OLB Dante Jones
 ILB Rob Horton
 ILB Ted Roof
 CB Mike Travis
 CB Reginald Rutland
 SS Jack Westbrook
 FS Toby Lantz
 P Ron Rice

1978

Offense
 SE Drew Hill
 LT Mike Taylor
 LG Roy Simmons
 C Scott Simons
 RG Ben Utt
 RT Kent Hill
 TE Donnie Sewell
 QB Mike Kelley
 FB Rodney Lee
 TB Eddie Lee Ivery
 FL Bucky Shamburger
 K Johnny Smith

Defense
 OLB Al Richardson
 DE Mike Blanton
 NG Ivey Stokes
 DE Mark Bradley
 OLB Mackel Harris
 ILB Henry Johnson
 ILB Mike Helm
 CB Donald Patterson
 CB Ken Taylor
 SS Lawrence Lowe
 FS Don Bessillieu
 P Jeff Pierce

1981

Offense
 SE Kenny Thompson
 LT Ellis Gardner
 LG Ken Howell
 C Dean Waters
 RG Derek Gwinn
 RT David Lutz
 TE Glenn Etheridge
 QB Mike Kelley
 FB Ronny Cone
 TB Robert Lavette
 FL Jeff Keisler
 K Ron Rice

Defense
 OLB Lance Skelton
 DT Marvin Dyett
 NG Wally Cawthon
 DT Mark Bradley
 OLB Robert Jaracz
 ILB Duane Wood
 ILB Rob Horton
 CB Paul Menegazzi
 CB Ted Thurson
 SS Mark Sheffield
 FS Sammy Brown
 P Jeff Pierce

1984

Offense
 SE Darrell Norton
 LT John Ivemeyer
 LG John Thomas
 C John Davis
 RG Tony Kepano
 RT Pete Blazek
 TE Ken Whisenhunt
 QB John Dewberry
 FB Keith Ganton
 TB Robert Lavette
 FL Mike Harrington
 K David Bell

Defense
 OLB Pat Swilling
 DT Glenn Spencer
 NG Donnie Chisholm
 DT Ken Parker
 OLB Dante Jones
 ILB Ted Roof
 ILB Jim Anderson
 CB Mike Travis
 CB Reginald Rutland
 SS Cleve Pounds
 FS Anthony Harrison
 P Mike Snow

1979

Offense
 SE Kris Kentera
 LT David Lutz
 LG Clint Moman
 C Scott Simons
 RG Ben Utt
 RT Tom Daniel
 TE George Moore
 QB Mike Kelley
 FB Ronny Cone
 TB Bo Thomas
 FL Leon Chadwick
 K Johnny Smith

Defense
 OLB Al Richardson
 DE Rick Olive
 NG Ivey Stokes
 DE Lynwood Volley
 OLB Lance Skelton
 ILB Henry Johnson
 ILB Bill Haley
 CB Kevin Schmidt
 CB Ken Taylor
 SS Mark Sheffield
 FS Lawrence Lowe
 P Jeff Pierce

1982

Offense
 SE Darrell Norton
 LT Ellis Gardner
 LG Ken Howell
 C Dean Waters
 RG Mark Schultz
 RT David Lutz
 TE Gary Wilkins
 QB Jim Bob Taylor
 FB Eddie Fortier
 TB Robert Lavette
 FL Jeff Keisler
 K Ron Rice

Defense
 OLB Dante Jones
 DT Marvin Dyett
 NG Donnie Chisholm
 DT Bobby Hodge
 OLB Robert Jaracz
 ILB Duane Wood
 ILB Rob Horton
 CB Mike Travis
 CB Ted Thurson
 SS Jack Westbrook
 FS Sammy Brown
 P Ron Rice



Ken Whisenhunt: From Tech TE to NFL coach.

1985

Offense
 SE Gary Lee
 LT John Ivemeyer
 LG John Thomas
 C Andy Heam
 RG Sam Bracken
 RT John Davis
 TE Robert Massey
 QB John Dewberry
 FB Malcolm King
 RB Cory Collier
 FL Toby Pearson
 K Thomas Palmer

Defense
 OLB Pat Swilling
 DT Ken Parker
 NG Ivery Lee
 DT Mark Pike
 BA Mark Hogan
 ILB Ted Roof
 ILB Jim Anderson
 CB Reginald Rutland
 CB Mike Travis
 SS Cleve Pounds
 FS Anthony Harrison
 P Mike Snow

1986

Offense
 SE Gary Lee
 LT Tyrone Sorrells
 LG Dean Weaver
 C John Davis
 RG Eric Bearden
 RT Mitch Waters
 TE Robert Massey
 QB Rick Strom
 FB Malcolm King
 RB Cory Collier
 FL Toby Pearson
 K David Bell

Defense
 OLB Paul Jurgensen
 DT Kyle Ambrose
 NG Travis Moody
 DT Steve Mullen
 OLB Willis Crockett
 ILB Mark White
 ILB Rod Stephens
 CB Reginald Rutland
 CB Cedric Stallworth
 SS Andre Thomas
 FS Anthony Harrison
 P Sean McDevitt

1987

Offense
 SE Steve Davenport
 LT Darryl Jenkins
 LG Dean Weaver
 C Eric Bearden
 RG Joe Siffr
 RT Jessie Marion
 TE Robert Massey
 QB Rick Strom
 FB Malcolm King
 RB Jerry Mays
 FL Greg Lester
 K Thomas Palmer

Defense
 OLB Willis Crockett
 DT Darryl Jenkins
 LG Scott Beavers
 C Eric Bearden
 RG Joe Siffr
 RT Jessie Marion
 TE Alonzo Watson
 QB Todd Rampley
 FB Nate Kelsey
 RB Jerry Mays
 FL Greg Lester
 K Thomas Palmer

1988

Offense
 SE Steve Davenport
 LT Darryl Jenkins
 LG Scott Beavers
 C Eric Bearden
 RG Joe Siffr
 RT Jessie Marion
 TE Alonzo Watson
 QB Todd Rampley
 FB Nate Kelsey
 RB Jerry Mays
 FL Greg Lester
 K Thomas Palmer

Defense
 OLB Willis Crockett
 DT Darryl Jenkins
 LG Scott Beavers
 C Eric Bearden
 RG Joe Siffr
 RT Jessie Marion
 TE Alonzo Watson
 QB Todd Rampley
 FB Nate Kelsey
 RB Jerry Mays
 FL Greg Lester
 K Thomas Palmer

1989

Offense
 SE Steve Davenport
 LT Darryl Jenkins
 LG Scott Beavers
 C Eric Bearden
 RG Joe Siffr
 RT Jessie Marion
 TE Alonzo Watson
 QB Todd Rampley
 FB Nate Kelsey
 RB Jerry Mays
 FL Greg Lester
 K Thomas Palmer

Defense
 OLB Willis Crockett
 DT Darryl Jenkins
 LG Scott Beavers
 C Eric Bearden
 RG Joe Siffr
 RT Jessie Marion
 TE Alonzo Watson
 QB Todd Rampley
 FB Nate Kelsey
 RB Jerry Mays
 FL Greg Lester
 K Thomas Palmer

1991

Offense
 SE Emmett Merchant
 LT Darryl Jenkins
 LG Kyle Frederick
 C Billy Chubbs
 RG Scott Gold
 RT Russell Freeman
 TE Tom Covington
 QB Shawn Jones
 FB Rodney Wilkerson
 TB Jimmy Lincoln
 FL Greg Lester
 K Scott Sisson

Defense
 OLB Marco Coleman
 DT Coleman Rudolph
 NG Kevin Battle
 DT Jerimiah McClary
 OLB Marlon Williams
 ILB Jerrelle Williams
 ILB Calvin Tiggle
 CB Keith Holmes
 CB Willie Clay
 SS Thomas Balkcom
 FS Ken Swilling
 P Scott Aldredge

1992

Offense
 SE Emmett Merchant
 LT Darryl Jenkins
 LG Kyle Frederick
 C Billy Chubbs
 RG Scott Gold
 RT Russell Freeman
 TE Tom Covington
 QB Shawn Jones
 FB Rodney Wilkerson
 TB Jimmy Lincoln
 FL Greg Lester
 K Scott Sisson

Defense
 OLB Marco Coleman
 DT Coleman Rudolph
 NG Kevin Battle
 DT Richard Kimsey
 OLB Marlon Williams
 ILB Jerrelle Williams
 ILB Erick Fry
 CB Curley Day
 CB Willie Clay
 SS Ken Swilling
 FS Kevin Peoples
 P Jason Bender



ALL-TIME STARTING LINEUPS



William Bell runs against North Carolina in 1993.

1996
Offense
 SE Harvey Middleton
 LT Curtis McGee
 LG Michael Minter
 C Craig Page
 RG Ken Celaj
 RT Steve Jackson
 TE Grant Baynam
 QB Joe Hamilton
 FB Charles Wiley (inj.)
 TB C.J. Williams
 FL Mike Sheridan
 K Brad Chambers
 Dave Frakes
Defense
 DE Ralph Hughes
 DT Derrick Shepard
 NG Patrick Bradford
 DE Jermaine Miles
 OLB Jimmy Clements
 ILB Ron Rogers
 ILB Keith Brooking
 CB Nathan Perryman
 CB Jason Bostic
 SS Mike Dee
 FS Brian Wilkins
 P Rodney Williams

P Rodney Williams
1999
Offense
 SE Dez White
 LT Chris Brown
 LG Jason Burks
 C Noah King
 RG Brent Key
 RT Jon Carman
 TE Conrad Andrzejewski
 QB Joe Hamilton
 FB Ed Wilder
 TB Sean Gregory
 (Joe Burns, inj.)
 (Phillip Rogers, inj.)
 FL Kelly Campbell
 K Luke Manget
Defense
 DE Felipe Claybrooks
 DT Merrix Watson
 DT Guenter Kryszon
 DE Greg Gathers
 LB Ricardo Wimbush
 LB Ross Mitchell
 (Matt Uremovich, inj.)
 LB Chris Edwards
 CB Jamara Clark
 Marvious Hester
 CB Travares Tillman
 SS Chris Young
 FS Jeremy Muyres
 P Dan Dyke

LB Keyaron Fox
 CB Marvious Hester
 CB Chris Young
 SS Cory Collins
 FS Jeremy Muyres
 P Dan Dyke
2002
Offense
 WR Jonathan Smith
 LT Nat Dorsey
 LG Leon Robinson
 C Hugh Reilly
 RG Raymond Roberts-Blake
 RT Kyle Wallace
 TE Will Heller
 QB A.J. Suggs
 TB Tony Hollings (inj.), Gordon Clinkscale
 WR Will Glover
 WR Kerry Watkins
 K Luke Manget
Defense
 DE Tony Hargrove
 DT Alfred Malone
 DT Travis Parker
 DE Eric Henderson
 (Greg Gathers, inj.)
 LB Ricardo Wimbush
 LB Daryl Smith
 LB Keyaron Fox
 CB Marvious Hester
 CB Jonathan Cox
 SS Cory Collins
 FS Jeremy Muyres
 P Dan Dyke
 Chris Morehouse

DT Joe Anoa
 DE Eric Henderson
 LB Chris Reis
 LB Gerris Wilkinson
 LB KaMichael Hall
 CB Reuben Houston
 CB Kenny Scott
 SS Dawan Landry
 FS James Butler
 P Ben Arndt
2005
Offense
 WR Calvin Johnson
 LT Andrew Gardner
 LG Matt Rhodes
 C Kevin Tuminello
 RG Nate McManus
 TE Mike Matthews
 George Cooper
 QB Reggie Ball
 DT Joe Anoa
 TB P.J. Daniels
 FB Mike Cox
 WR Damarius Bilbo
 K Travis Bell
Defense
 DE Adamm Oliver
 DT Mansfield Wrotto
 DT Joe Anoa
 DE Eric Henderson
 LB Phillip Wheeler
 LB Gerris Wilkinson
 LB KaMichael Hall
 DT Vance Walker
 CB Dennis Davis
 CB Kenny Scott
 SS Chris Reis
 FS Dawan Landry
 P Ben Arndt

WR James Johnson
 K Travis Bell
Defense
 DE Adamm Oliver
 DT Darryl Richard
 DT Joe Anoa
 DE Darrell Robertson
 LB Gary Guyton
 LB Phillip Wheeler
 LB KaMichael Hall
 CB Avery Roberson
 CB Kenny Scott
 SS Jamal Lewis
 FS D'Jay Jones
 P Durant Brooks
2007
Offense
 WR Greg Smith
 LT Andrew Gardner
 LG Dan Voss
 C Kevin Tuminello
 RG Matt Rhodes
 RT A.J. Smith
 Cord Howard
 TE Colin Peek
 QB Taylor Bennett
 TB Tashard Choice
 FB Mike Cox
 WR James Johnson
 K Travis Bell
Defense
 DE Adamm Oliver
 DT Darryl Richard
 DT Vance Walker
 DE Darrell Robertson
 LB Gary Guyton
 LB Phillip Wheeler
 LB Shane Bowen
 CB Avery Roberson
 CB Jahi Word-Daniels
 SS Jamal Lewis
 FS D'Jay Jones
 P Durant Brooks

RT David Brown
 Austin Barrick
 QB Josh Nesbitt
 BB Jonathan Dwyer
 AB Lucas Cox
 AB Roddy Jones
 WR Tyler Melton
 K Scott Blair
Defense
 DE Michael Johnson
 DT Darryl Richard
 DT Vance Walker
 DE Derrick Morgan
 LB Anthony Barnes
 Tony Clark
 LB Kyle Jackson
 LB Sedric Griffin
 CB Mario Butler
 CB Jahi Word-Daniels
 SS Dominique Reese
 FS Morgan Burnett
 P Scott Blair
2009
Offense
 WR Demaryius Thomas
 LT Austin Barrick
 LG Cord Howard
 C Sean Bedford
 RG Joseph Gilbert
 RT Brad Sellers
 QB Josh Nesbitt
 BB Jonathan Dwyer
 AB Anthony Allen
 AB Roddy Jones
 WR Tyler Melton
 K Scott Blair
Defense
 DE Anthony Egbuniwe
 DT Logan Walls
 DT Ben Anderson
 DE Derrick Morgan
 LB Steven Sylvester
 LB Brad Jefferson
 LB Sedric Griffin
 CB Mario Butler
 CB Jerrard Tarrant
 SS Mario Edwards
 FS Morgan Burnett
 P Chandler Anderson

1992
Offense
 SE Jason McGill
 LT Jim Kushon
 LG Gary Brown
 C Michael Cheever
 RG Woodie Milam
 RT Jason Dukes
 TE Jeff Papushak
 QB Shawn Jones
 FB Michael Smith
 TB Jimmy Lincoln
 FL Bobby Rodriguez
 K Scott Sisson
Defense
 OLB Tom Johnson
 DT Coleman Rudolph
 NG Kevin Battle
 DT Richard Kimsey
 OLB Marlon Williams
 ILB Jamal Cox
 ILB Rodney Wilkerson
 CB Curley Day
 CB Lethon Flowers
 SS Kevin Peoples
 FS Mike Williams
 P Jason Bender

1994
Offense
 SE Charlie Simmons
 LT Curtis McGee
 LG Brian Bravy
 C Michael Cheever
 RG Chuck Vernau
 RT Jason Dukes
 TE Jeff Papushak
 QB Tommy Luginbill
 FB H-B Derrick Steagall
 TB C.J. Williams
 FL Jason Bender
 K Chris Leone
Defense
 OLB Ralph Hughes
 DT Bill Neuss
 NG Zach Piller
 DT Several Players
 OLB Don Hickson
 ILB Jamal Cox
 ILB Rodney Wilkerson
 CB Nathan Perryman
 CB Lethon Flowers
 CB David Hendrix
 FS Mike Dee
 P Jason Bender

1997
Offense
 SE Harvey Middleton
 LT Ken Celaj
 LG Jason Burks
 C Craig Page
 RG Brent Key
 RT Chris Brown
 TE Mike Lillie
 QB Joe Hamilton
 FB Ed Wilder
 TB Charles Wiley
 FL Derrick Steagall
 K Chris Leone
Defense
 DE Ralph Hughes
 DT Derrick Shepard
 NG Tony Robinson
 Dan Witherspoon
 DE Jesse Tarplin
 OLB Delaunta Cameron
 ILB Ron Rogers
 ILB Keith Brooking
 CB Jerry Caldwell
 CB Jason Bostic
 SS Travares Tillman
 FS Brian Wilkins
 P Rodney Williams

2000
Offense
 WR Jon Muyres
 LT Chris Brown
 LG Raymond Roberts-Blake
 C David Schmidgall
 RG Brent Key
 RT John Bennett
 TE Russell Matvay
 QB George Godsey
 FB Ed Wilder
 TB Joe Burns
 WR Kelly Campbell
 K Luke Manget
Defense
 DE Nick Rogers
 DT Merrix Watson
 DT Tony Robinson
 DE Greg Gathers
 LB Ricardo Wimbush
 LB Daryl Smith
 LB Ather Brown
 CB Jamara Clark
 CB Chris Young
 Jonathan Cox
 SS Cory Collins
 Chris Young
 FS Jeremy Muyres
 P Dan Dyke

2003
Offense
 WR Jonathan Smith
 LT Nat Dorsey
 LG Andy Tidwell-Neal
 C Hugh Reilly
 RG Brad Honeycutt
 RT Kyle Wallace
 TE John Paul Foschi
 QB Reggie Ball
 TB P.J. Daniels
 FB Jimmy Dixon
 WR Nate Curry
 K Dan Burnett
Defense
 DE Gerris Wilkinson
 DT Mansfield Wrotto
 DT Travis Parker
 DE Eric Henderson
 LB Ather Brown
 LB Daryl Smith
 LB Keyaron Fox
 CB Reuben Houston
 CB Jonathan Cox
 SS Dawan Landry
 FS James Butler
 P Hal Higgins
 Andy Thomson

2006
Offense
 WR Calvin Johnson
 LT Andrew Gardner
 LG Matt Rhodes
 C Kevin Tuminello
 RG Nate McManus
 RT Mansfield Wrotto
 TE Mike Matthews
 George Cooper
 QB Reggie Ball
 DT Vance Walker
 TB Tashard Choice
 FB Mike Cox
2008
Offense
 WR Demaryius Thomas
 LT Andrew Gardner
 Nick Claytor
 LG Cord Howard
 C Dan Voss
 RG Joseph Gilbert

1993
Offense
 SE Omar Cassidy
 LT Gary Brown
 LG Brian Bravy
 C Michael Cheever
 RG Chuck Vernau
 RT Yoel Molina
 TE Jeff Papushak
 QB Donnie Davis
 FB Jeff Wright
 TB Dorsey Levens,
 William Bell
 FL Keenan Walker
 K Tyler Jarrett
Defense
 OLB Tom Johnson
 DT Bill Neuss
 NG Bryan Baxter
 DT Richard Kimsey
 OLB Marlon Williams
 ILB Jamal Cox
 ILB Rodney Wilkerson
 CB Marcus Coleman
 CB Mike Williams
 SS David Hendrix
 FS Mike Dee
 P Jason Bender

1995
Offense
 SE Cedric Zachery
 LT Curtis McGee
 LG Michael Minter
 C Michael Cheever
 RG Ken Celaj
 RT Jason Dukes
 TE Grant Baynam
 QB Donnie Davis
 FB Charles Wiley
 TB C.J. Williams
 FL Derrick Steagall
 Harvey Middleton
 K Dave Frakes
Defense
 DE Ralph Hughes
 DT Derrick Shepard
 NG Al Jackson
 DE Jermaine Miles
 OLB Jimmy Clements
 ILB Ron Rogers
 ILB Keith Brooking
 CB Nathan Perryman
 CB Nick Ferguson
 SS Ryan Stewart
 FS Mike Dee
 P Rodney Williams
 Keith Weaver

1998
Offense
 SE Dez White
 LT Chris Brown
 LG Noah King
 C Craig Page
 RG Brent Key
 RT Jon Carman
 TE Russell Matvay
 QB Joe Hamilton
 FB Ed Wilder
 TB Charles Wiley (inj.)
 Joe Burns
 FL Charlie Rogers
 K Brad Chambers
Defense
 DE Nate Stimson
 DT Merrix Watson
 DT Tony Robinson
 Guenter Kryszon
 DE Jesse Tarplin
 LB Delaunta Cameron
 LB Matt Miller
 LB Chris Edwards
 CB Jamara Clark
 CB Jason Bostic
 SS Jerry Caldwell
 FS Travares Tillman

2001
Offense
 WR Jonathan Smith
 LT Nat Dorsey
 LG Leon Robinson
 C David Schmidgall
 RG Hugh Reilly
 RT Jason Kemble
 TE Russell Matvay
 QB George Godsey
 WR Will Glover
 TB Joe Burns
 WR Kelly Campbell
 K Luke Manget
Defense
 DE Nick Rogers
 DT Alfred Malone
 DT Gary Johnson
 DE Greg Gathers
 LB Ricardo Wimbush
 LB Daryl Smith

2004
Offense
 WR Calvin Johnson
 LT Leon Robinson
 LG Brad Brezina (inj.)
 Matt Rhodes
 C Andy Tidwell-Neal
 RG Brad Honeycutt
 RT Kyle Wallace
 TE Darius Williams
 QB Reggie Ball
 TB P.J. Daniels
 FB Jimmy Dixon
 WR Nate Curry
 K Travis Bell
Defense
 DE Travis Parker
 DT Mansfield Wrotto



Morgan Burnett (left), Derrick Morgan celebrate Burnett's INT vs. North Carolina.

Introduction
 2010 Preview
 Players
 Staff
 2009 Review
 Records
 History



ALL-TIME HEAD COACHES



WILLIAM ALEXANDER



BUD CARSON



BILL CURRY



BOBBY DODD



BILL FULCHER



CHAN GAILEY



JOHN HEISMAN



PAUL JOHNSON



BILL LEWIS



GEORGE O'LEARY



PEPPER RODGERS



BOBBY ROSS

13 Consecutive Bowl Appearances ■ 2009 ACC Champions

ALL-TIME GEORGIA TECH COACHES	Tenure	Years	Record	Pct.
John Heisman	1904-1919	16	102-29-7	.779
William Alexander	1920-1944	25	134-95-15	.580
Bobby Dodd	1945-1966	22	165-64-8	.713
Bud Carson	1967-1971	5	27-27-0	.500
Bill Fulcher	1972-1973	2	12-10-1	.543
Franklin "Pepper" Rodgers	1974-1979	6	34-31-2	.522
Bill Curry	1980-1986	7	31-43-4	.423
Bobby Ross	1987-1991	5	31-26-1	.543
Bill Lewis	1992-1994	3	11-19	.367
George O'Leary*	1994-2001	7	52-33	.612
Mac McWhorter (Interim)	2001	1	1-0	1.000
Chan Gailey	2002-2007	6	44-32	.579
Jon Tenuita (interim)	2007	1	0-1	.000
Paul Johnson	2008	1	9-4	.692

* includes 3 games as interim in 1994

Paul Johnson is the 12th full-time football coach in Georgia Tech history. Prior to 1904, when John Heisman became the school's first permanent head coach, the team was "coached" by professors, interested townspeople or one of the players.

Professor Ernest E. West, a Naval College graduate, directed Tech's first football team in 1892. In 1893 and '94, the squad was coached by volunteers Frank O. Spain, a Mathematics professor, and Lt. Leonard Wood (who later became famous as the colonel in command of Roosevelt's Rough Riders and as Governor General of Cuba), then stationed at Ft. McPherson in Atlanta. The rules were rather lax in those days, so Spain and Wood also played on the team.

The next volunteer coach of record was R.B. "Cow" Nalley in 1898, "Mr. Collier" in 1899, Dr. Cyrus W. Strickler in 1901, and John McKee in 1902.

JOHN HEISMAN, 1904-1919

- College Football Hall of Fame
- Tech's first full-time head coach
- The first paid coach in the country with a salary of \$2,250 plus 30 percent of the gate
- Led Georgia Tech to its first national title in 1917 with a 9-0 record
- Coached the most-lopsided game in history in Georgia Tech's 222-0 thrashing of Cumberland on Oct. 7, 1916
- Coached at Oberlin College, Buchtel (later Akron), Auburn and Clemson before coming to Tech; moved to Penn, Washington & Jefferson and then Rice after leaving Atlanta
- Served as Director of Athletics for the Downtown Athletic Club in New York from 1926 until his death in 1936

WILLIAM ALEXANDER, 1920-1944

- Member of College Football Hall of Fame
- Led Tech to 1928 national title, which was capped by a victory in the 1929 Rose Bowl
- Guided Tech to eight conference titles and coached eight all-America players
- 1942 National Coach of Year (AFCA)
- Spent his entire career at Georgia Tech, also serving as an assistant coach (1912-19) and athletics director (1920-50)

BOBBY DODD, 1945-1966

- Member of College Football Hall of Fame as a player and as a coach
- Guided Tech to a 31-game winning streak from 1951-53, including a perfect 12-0 season and national title in 1952
- Posted a 9-4 record in bowl games, including eight straight wins
- Enjoyed a 57-year career at Tech as assistant coach (1931-44), head coach, athletic director (1950-76) and alumni association consultant until his death at age 79 on June 21, 1988



Bobby Ross with the 1990 national title trophy (left); Bobby Dodd with Elbert Crawford.



ALL-TIME ASSISTANT COACHES

John Anselmo
1995-97 Defensive Backs
Warner Alford
1968 JV team
1969-70 Defense
Brian Baker
1987-94 Outside Linebackers
1995 Defensive Coordinator/
Outside LBs
George Barclay
1967 Defense
Marvin Bass
1960 Defensive Coordinator
Maxie Baughan
1972 Defensive Coordinator
1973 Assistant Head Coach/ LBs
John Bell
1954-56 Freshman Coach
1959 Head Freshman Coach
1960-65 Offense
Richard Bell
1964-67 Defense
Buddy Bennett
1973 Defensive Backs
Jess Berry
1960-67 B-Team Coach
Dick Bestwick
1967 Offensive Coordinator/OL
1968 Defensive Coordinator/LBs
1969-71 Assistant Head
Coach/Freshman Coach
1972-73 Freshman/JV Coach
1974-75 Offensive Line
Ken Blair
1974-75 Defensive Coordinator
1976 Offensive Ends
1977-79 Outside Linebackers
1980-81 Defensive Coordinator
Brian Bohannon
2008-10 Quarterbacks/
B-backs
John Bond
2007 Offensive Coordinator
Bob Bossons
1951 Head Freshman Coach
1952-56 Head B-Team Coach
Dave Braine
1974-75 Assistant Defensive
Coach
Chuck Bresnahan
1989-91 Inside Linebackers
Franklin Brooks
1972 Assistant Defensive Coach
1973-74 Assistant Offensive
Coach
1975 Assistant Defensive Coach
1976 Assistant Offensive Coach
Frank Broyles
1951-56 Backfield Coach/Head
Offensive Coach
Samuel Burke
1970 Freshman Coach
Rusty Burns
1992-93 Quarterbacks
1994 Wide Receivers
Jim Carlen
1958-60 Freshman Coach
1961-65 Defense
Chris Carpenter
1969-71 Offense
Bud Carson
1966 Defensive Coordinator
Bud Casey
1972-73 Receivers
1974 Defensive Coordinator
1975 Offensive Coordinator
1976-77 Running Backs
Craig Cason
1994 TEs/Special Teams
Mike Cassity
1992-93 Defensive Coordina-
tor/DBs
Bob Casullo
1995-97 RBs/Special Teams
1998 Special Teams/DEs

Russell Charles
1975-76 Assistant Offensive
Coach
Andy Christoff
1986 Defensive Backs
Ron Cobb
1976-77 Defensive Line
Arthur "Tonto" Coleman
1952-60 DEs/Outside LBs
Geoff Collins
2001 Tight Ends
Keith Colson
1983 Wide Receivers
1984-85 Defensive Backs
1986 Rovers & Bandits
Romeo Crennel
1980 Defensive Line
Danny Crossman
1999-00 DEs/Special Teams
2001 DBs/Special Teams
Gary Crowton
1994 Co-Offensive Coordina-
tor/QBs
Bill Crutchfield
1968-69 Offensive Coordinator
Bob Cummings
1957-58 B-Team Coach
Bill Curry
1976 Offensive Line
Joe D'Alessandris
2002-07 Offensive Line
Arthur Davis
1961-62 Head Freshman Coach
Mike Dean
1980-82 Defensive Backs
Rex Dockery
1972 Offensive Line
Bobby Dodd
1931-1944 Assistant Coach
Dan Dorazio
1982-83 Offensive Line
Randy Edsall
1998 Defensive Coordinator/
DBs
Ray Ellis
1945 Line Coach
1946-49 Assistant Head Coach
Ed Emory
1978-79 Defensive Line
Jon Fabris
1980 Assistant Defensive Coach
Dave Fagg
1974 Offensive Coordinator
1975 Asst. Defensive Coach
1976-78 Quarterbacks
Paul Ferraro
1999-00 Defensive Backs
Dub Fesperman
1966 Defense
1967 Defensive Coordinator
Jack Fligg
1964-65 Head Freshman Coach
1984-86 Offensive Line/Tack-
les/Tight Ends
Bobby Franklin
1967 Freshman Coach
Robbie Franklin
1973-75 Offensive Line
Ralph Friedgen
1987-91, 1997-00 Offensive Co-
ordinator/QBs
Bill Fulcher
1963 Freshman Coach
1966 Defense
1967 Freshman Coach
1969 Offense
Marty Galbraith
1992-93 Tackles/Tight Ends
Wayne "Buddy" Geis
2003 Passing Game Coordina-
tor/Receivers
2004-07 Assistant Head
Coach/Receivers
Jerry Glanville
1968 Freshman Coach
1969-74 Defense



Cary Godette
1992-93 Defensive Line
Billy Goodloe
1959-66 Assistant Coach
Ray Graves
1947-56 Head Line Coach
1957-59 Assistant Head Coach
Al Groh
2010 Defensive Coordinator
Jack Griffin
1954-56 Offensive Ends
1957-66 Offensive Coordinator
1967-71 Offensive Assistant, As-
sistant Head Coach
Johnny Griffith
1964-66 B-Team
Al Guy
1976 Defensive Backs
John Guy
1981-82 Defensive Line
1983-84 Outside LBs
1985-86 Defensive Ends
H.B. "Bo" Hagan
1951 Assistant Freshman Coach
1952-53 Head Freshman Coach
Brick Haley
2002-03 Linebackers
Les Hanly
1978-79 Offensive Line
Tim Harkness
1983 Tight Ends/Receivers
Mark Hendrickson
1985-86 Receivers/JV Coach
1987-91 Tight Ends, Special
Teams
Jim Higdon
1974 Assistant
Stan Hixon
1995-99 Wide Receivers
Jeff Hollis
1982 Offensive Line
Jeep Hunter
2006-07 Tight Ends
Mark Hunter
1980-81 Offensive Line
Willie Hunter
1977 Offensive Line
Dave Huxtable
1992-95 Inside Linebackers
1996-97 Defensive Coordina-
tor/Inside LBs
Richard Inman
1957-58, B-Team Coach
1959-65 Defense
Brian Jean-Mary
2004-09 Linebackers
Richard Jones
1948 Head Freshman Coach
1950-51 Assistant Line Coach
Bill Jordan
1950 End Coach
Dwight Keith
1942 Freshman Coach
1945-50 Backfield
1951 B-Team Coach
David Kelly
2000-01 Wide Receivers
Charles Kelly
2006 Wide Receivers
2007 Special Teams
2008-09 Cornerbacks
2010 Defensive Backs
James "Spec" Landrum
1956-67 Recruiting
Rick Lantz
1982-83 Defensive Coordinator

Al Lavan
1977 Receivers
1978 Running Backs
Lamar Leachman
1968 Offense
1969-70 Defense
1971 Defensive Coordinator
Bill Lewis
1971-72 Defensive Backs
Don Lindsey
1984-86 Defensive Coordinator,
Assistant Head Coach
Jim Luck
1955-73 Assistant B-Team
Coach
Sam Lyle
1951-53 Assistant Coach
George Manning
1947 Assistant B-Team Coach
1948 Line
Doug Marrone
1995 Football Operations
1996 Tight Ends
1997-99 Offensive Line
Roy McArthur
1934-41 B-Team Coach
1947-50 B-Team Coach
Peter McCarty
2001 Defensive Tackles
Andy McCollum
2010 Defensive Line/Recruiting
Coordinator
Jeff McLean
1980-81 Running Backs
John McKenna
1966 Freshman Coach
Mac McWhorter
1980 Wide Receivers
1981-84 Offensive Line
1985-86 Assistant Head Coach/
Operations
2000 Offensive Line
2001 OL/Assistant Head Coach
2001 Interim Head Coach
Bob Miller
1941 Assistant B-Team Coach
1942-45 Line
1946-55 Assistant B-Team
Coach
John Misciagna
1989 Tight Ends
Curtis Modkins
2002 Defensive Backs
2003-07 Running Backs
Jeff Monken
2008-09 Slot Backs/Special
Teams
Tom Moore
1970-71 Offense
Larry New
1983-86 Defensive Line
1995-97 DL/Assistant Head
Coach
Patrick Nix
2002 RBs/Recruiting Coordina-
tor/QBs
2003 Running Game Coordina-
tor/QBs
2004-06 Offensive Coordina-
tor/QBs
Greg Nord
1992-94 Running Backs
Bill O'Brien
1998 Running Backs
1999-00 RBs/Recruiting Coordi-
nator

2001-02 Offensive Coordinator
George O'Leary
1987-91, 1994, Defensive Coor-
dinator/DL
Steve Ortmayer
1974 Offense
Lamar Owens
2010 Slot Backs
Bill Pace
1973 Offensive Coordinator
Dwain Painter
1982-86 Offensive Coordinator
Joe Pittard
1943-70 Assistant B-Team,
Freshman Coach
Al "Buzz" Preston
2008-10 Wide Receivers
Chuck Prierfer
1987-91 Defensive Backs
Tommy Raye
2002 Special Teams
Floyd Reese
1974 Defense
Charlie Rizzo
1987-88 Inside Linebackers
Jimmy Robinson
1987-89 Wide Receivers
Tommie Robinson
2002 Wide Receivers
2003-05 Tight Ends
Ted Roof
1998 Linebackers
1999-01 Defensive Coordina-
tor/LBs
Brad Roper
1980-81 Tight Ends
Bob Sanders
1978 Defensive Line
Rip Scherer
1980 Quarterbacks
1981 Offensive Coordinator
1982-83 Running Backs
1984 Assistant Head Coach- Op-
erations
1986 Assistant Head Coach- Of-
fense
Mike Sewak
2008-10 Co-Offensive Line
Steve Shankweiler
1992-94, Offensive Coordina-
tor/OL
Steve Sloan
1972 Offensive Coordinator
Danny Smith
1987-91 Running Backs
1992-93 Assistant Head
Coach/WRs
1994 Assistant Head Coach/DBs
Giff Smith
2004-05 Defensive Line
2006-09 DL/Recruiting Coordi-
nator
Rick Smith
1977 JV Coach/Assistant Defen-
sive Coach
1982-85 Defensive Backs
Joe Speed
2010 Inside Linebackers
Glenn Spencer
2001 Running Backs
2002-03 Defensive Line
Todd Spencer
2008-10 Co-Offensive Line
Steve Spurrier
1979 Quarterbacks

Dave Sollazzo
1999-00 Defensive Line
Terry Strock
1990-91 Wide Receivers
Eric Taggart
1976 JV Coach
Charlie Tate
1957-58 Freshman Coach
1959-60 Offense
1961-63 Defensive Coordinator
Jon Tenuta
2002 Defensive Coordinator
2003-05 Defensive Coordina-
tor/DBs
2006-07 Associate Head
Coach/Defensive
Coordinator/DBs
Bob Thalman
1967-68 Defense
Lance Thompson
1995 TEs/Recruiting Coordinator
1996-97 DEs/Recruiting Coordi-
nator
1998 DL/Recruiting Coordinator
2001 DEs/Recruiting Coordina-
tor
Larry Travis
1977 Offensive Line
1978-80 Offensive Coordinator,
Offensive Line
Terry Tuley
1978-79 Receivers
1980 Running Backs
1981 Receivers
A.G. "Whitey" Urban
1951-59 Offensive Line
Norm Van Brocklin
1979 Running Backs
Pat Watson
1987-91 Offensive Line
1995-96 Offensive Coordina-
tor/OL
Jack Westbrook
1977 Defensive Backs
1978-79 Defensive Coordinator,
Defensive Backs
Eric Wilcox
1970 Freshman Coach
Bob Williams
1972-73 Defensive Line
Jack Williams
1972-73 Running Backs
Billy Williamson
1968-71 Defense
Barry Wilson
1977-82 Inside Linebackers
David Wilson
2002 Football Operations; 2003-
05 Special Teams/
Recruiting Coordinator
Eddie Wilson
1995-96 Quarterbacks
1997-00 Tight Ends
Chip Wisdom
1985-86 Running Backs
Carl Wise
1957-58 Offensive Backfield
Dave Wommack
2008-09 Defensive Coordinator
Lewis Woodruff
1947-50 Freshman Coach
1951-60 Defensive Backfield
1961-67 Offensive Backfield

Introduction

2010 Preview

Players

Staff

2009 Review

Records

History



BOWL HISTORY

Georgia Tech Bowl Results

DATE	BOWL	CITY	RESULT	NOTE
Jan. 5, 2010	FedEx Orange Bowl	Miami Gardens, Fla.	Iowa 24	Georgia Tech 14
Dec. 31, 2008	Chick-fil-A Bowl	Atlanta, Ga.	LSU 38	Georgia Tech 3
Dec. 31, 2007	Humanitarian Bowl	Boise, Idaho	Fresno State 40	Georgia Tech 28
Jan. 1, 2007	Gator Bowl	Jacksonville, Fla.	West Virginia 38	Georgia Tech 35
Dec. 29, 2005	Emerald Bowl	San Francisco, Calif.	Utah 38	Georgia Tech 10
Dec. 21, 2004	Champs Sports Bowl	Orlando, Fla.	Georgia Tech 51	Syracuse 14
Jan. 4, 2004	Humanitarian Bowl	Boise, Idaho	Georgia Tech 52	Tulsa 10
Dec. 31, 2002	Silicon Valley Classic	San Jose, Calif.	Fresno State 30	Georgia Tech 21
Dec. 27, 2001	Seattle Bowl	Seattle, Wash.	Georgia Tech 24	Stanford 14
Dec. 29, 2000	Chick-fil-A Bowl	Atlanta, Ga.	LSU 28	Georgia Tech 14
Jan. 1, 2000	Gator Bowl	Jacksonville, Fla.	Miami 28	Georgia Tech 13
Jan. 1, 1999	Gator Bowl	Jacksonville, Fla.	Georgia Tech 35	Notre Dame 28
Dec. 29, 1997	Carquest Bowl	Miami, Fla.	Georgia Tech 35	West Virginia 30
Dec. 25, 1991	Aloha Bowl	Honolulu, Hawaii	Georgia Tech 18	Stanford 17
Jan. 1, 1991	Florida Citrus Bowl	Orlando, Florida	Georgia Tech 45	Nebraska 21
Dec. 31, 1985	All-American Bowl	Birmingham, Ala.	Georgia Tech 17	Michigan St. 14
Dec. 25, 1978	Peach Bowl	Atlanta, Ga.	Purdue 41	Georgia Tech 21
Dec. 18, 1972	Liberty Bowl	Memphis, Tenn.	Georgia Tech 31	Iowa State 30
Dec. 30, 1971	Peach Bowl	Atlanta, Ga.	Mississippi 41	Georgia Tech 18
Dec. 19, 1970	Sun Bowl	El Paso, Texas	Georgia Tech 17	Texas Tech 9
Jan. 2, 1967	Orange Bowl	Miami, Fla.	Florida 27	Georgia Tech 12
Jan. 1, 1966	Gator Bowl	Jacksonville, Fla.	Georgia Tech 31	Texas Tech 21
Dec. 22, 1962	Bluebonnet Bowl	Houston, Texas	Missouri 14	Georgia Tech 10
Dec. 30, 1961	Gator Bowl	Jacksonville, Fla.	Penn State 30	Georgia Tech 15
Jan. 2, 1960	Gator Bowl	Jacksonville, Fla.	Arkansas 14	Georgia Tech 7
Dec. 29, 1956	Gator Bowl	Jacksonville, Fla.	Georgia Tech 21	Pittsburgh 14
Jan. 2, 1956	Sugar Bowl	New Orleans, La.	Georgia Tech 7	Pittsburgh 0
Jan. 2, 1956	Cotton Bowl	Dallas, Texas	Georgia Tech 14	Arkansas 6
Jan. 1, 1954	Sugar Bowl	New Orleans, La.	Georgia Tech 42	West Virginia 19
Jan. 1, 1953	Sugar Bowl	New Orleans, La.	Georgia Tech 24	Mississippi 7
Jan. 1, 1952	Orange Bowl	Miami, Fla.	Georgia Tech 17	Baylor 14
Jan. 1, 1948	Orange Bowl	Miami, Fla.	Georgia Tech 20	Kansas 14
Jan. 1, 1947	Oil Bowl	Houston, Texas	Georgia Tech 41	St. Mary's 19
Jan. 1, 1945	Orange Bowl	Miami, Fla.	Tulsa 26	Georgia Tech 12
Jan. 1, 1944	Sugar Bowl	New Orleans, La.	Georgia Tech 20	Tulsa 18
Jan. 1, 1943	Cotton Bowl	Dallas, Texas	Texas 14	Georgia Tech 7
Jan. 1, 1940	Orange Bowl	Miami, Fla.	Georgia Tech 21	Missouri 7
Jan. 1, 1929	Rose Bowl	Pasadena, Calif.	Georgia Tech 8	California 7

13 Consecutive Bowl Appearances ■ 2009 ACC Champions

Georgia Tech Bowl Superlatives

TEAM RECORDS

Points: Most, 52 vs. Tulsa (2004 Humanitarian). Fewest Allowed, 0 vs. Pittsburgh (1956 Sugar)

Total Offense: Most, 514 vs. Syracuse (2004 Champs). Fewest Allowed, 66 vs. California (1929 Rose)

Rushing: Most, 371 vs. Tulsa (2004 Humanitarian). Fewest Allowed, - 52 vs. Tulsa (2004 Humanitarian)

Rushing Attempts: Most, 79 vs. Texas Tech (1965 Gator). Fewest Allowed, 22 vs. Texas Tech (1965 Gator), West Virginia (1997 Carquest)

Passing Yards: Most, 326 vs. West Virginia (2007 Gator). Fewest Allowed, 0 vs. Missouri (1962 Bluebonnet)

Pass Completions: Most, 23 vs. Stanford (2001 Seattle). Fewest Allowed, 0 vs. Missouri (1962 Bluebonnet)

Pass Attempts: Most, 40 vs. Miami (2000 Gator). Fewest Allowed, 0 vs. Missouri (1962 Bluebonnet)

INDIVIDUAL RECORDS

Yards Rushing: 307, P.J. Daniels vs. Tulsa, (2004 Humanitarian)
*NCAA Bowl Record

Rushing Attempts: 33, Lenny Snow vs. Texas Tech (1965 Gator Bowl)

Pass Attempts: 40, Joe Hamilton vs. Miami, (2000 Gator)

Completions: 23, George Godsey vs. Stanford (2001 Seattle)

Yards Passing: 326, Taylor Bennett vs. West Virginia (2007 Gator)

Completion Pct.: .696 (16-23), Shawn Jones vs. Nebraska (1991 Citrus)

Total Offense: 356, Joe Hamilton vs. West Virginia (1997 Carquest) (274 pass, 82 rush)

Receptions: 10, Kelly Campbell vs. Stanford, (2001 Seattle)

Yards Receiving: 186, Calvin Johnson vs. West Virginia (2007 Gator)

Touchdowns: 4, P.J. Daniels vs. Tulsa (2004 Humanitarian)

TDs Rushing: 4, P.J. Daniels vs. Tulsa (2004 Humanitarian)

TD Passes: 3, Jim Still vs. Kansas (1948 Orange); Pepper Rodgers vs. WVU (1954 Sugar); Jim Stevens vs. Iowa St. (1972 Liberty); Joe Hamilton vs. Notre Dame (1999 Gator); Taylor Bennett vs. WVU (2007 Gator)

TD Receptions: 2, George Brodnax vs. St. Mary's (1947 Oil); Jim Patton vs. Kansas (1948 Orange); Dez White vs. Notre Dame (1999 Gator); Calvin Johnson vs. WVU (2007 Gator)

Points: 24, P.J. Daniels vs. Tulsa (2004 Humanitarian)
Points by Kicking: 9, Scott Sisson vs. Nebraska (1991 Citrus)

Field Goals: 2, Luke Manget vs. Miami (2000 Gator)

PATs: 7, Travis Bell vs. Syracuse (2004 Champs)

Interceptions: 2, Tom Bleick vs. Texas Tech

(1965 Gator); Rick Lewis vs. Texas Tech (1970 Sun)

Tackles: 16, Ron Rogers vs. West Virginia (1997 Carquest)

Longest Run: 68 yards (TD), Joseph Auer vs. Penn State (1961 Gator)

Longest Pass: 80 yards (TD), Reggie Ball to Nate Curry (2004 Champs)

Longest Field Goal: 40 yards, David Bell vs. Michigan State (1985 All American)

Longest Interception Return: 73 yards, W.P. McHugh vs. St. Mary's (1947 Oil Bowl)

Longest Kickoff Return: 43 yards, Drew Hill vs. Purdue (1978 Peach)

Longest Punt Return: 63 yards, Willie Clay vs. Stanford (1991 Aloha)

Longest Punt: 67 yards, Jason Bender vs. Stanford (1991 Aloha)

Best Punting Avg.: 49.1 (7 punts), Chandler Anderson vs. Iowa (2010 Orange)

INDIVIDUAL CAREER LEADERS

Rushing: P.J. Daniels (3), 535 yds, 68 att

Passing: Joe Hamilton (3), 756 yds

Pass Attempts: Joe Hamilton (3), 96 att

Pass Completions: Joe Hamilton (3), 52 cmp

TD Passes: Pepper Rodgers (2), 5 TD

Total Offense: Joe Hamilton (3), 906 yds

Receptions: Kelly Campbell (4), 18 rec., 176 yds

Receiving Yards: Calvin Johnson (3), 266 yds, 13 rec

Touchdowns: P.J. Daniels (3), 6 TD

DID YOU KNOW?

Georgia Tech was the first school to win each of the four traditional major bowls, the Rose, Orange, Sugar and Cotton. The Jackets completed the feat in 1955.



2004: Daniels 307 yards on the blue turf.



BOWL HISTORY

Introduction

2010 Preview

Players

Staff

2009 Review

Records

History

38 BOWL APPEARANCES 22-16 (.579)

All American Bowl (1-0)
1985 Georgia Tech 17, Michigan State 14

Aloha Bowl (1-0)
1991 Georgia Tech 18, Stanford 17

Bluebonnet Bowl (0-1)
1962 Missouri 14, Georgia Tech 10

Carquest Bowl (1-0)
1997 Georgia Tech 35, West Virginia 30

Champs Sports Bowl (1-0)
2004 Georgia Tech 51, Syracuse 14

Cotton Bowl (1-1)
1943 Texas 14, Georgia Tech 7
1955 Georgia Tech 14, Arkansas 6

Florida Citrus Bowl (1-0)
1991 Georgia Tech 45, Nebraska 21

Emerald Bowl (0-1)
2005 Utah 38, Georgia Tech 10

Gator Bowl (3-4)
1956 Georgia Tech 21, Pittsburgh 14
1960 Arkansas 14, Georgia Tech 7
1961 Penn State 30, Georgia Tech 15
1965 Georgia Tech 31, Texas Tech 21
1999 Georgia Tech 35, Notre Dame 28
2000 Miami 28, Georgia Tech 13
2007 West Virginia 38, Georgia Tech 35

Humanitarian Bowl (1-1)
2004 Georgia Tech 52, Tulsa 10
2007 Fresno State 40, Georgia Tech 28

Liberty Bowl (1-0)
1972 Georgia Tech 31, Iowa State 30

Oil Bowl (1-0)
1947 Georgia Tech 41, St. Mary's 19

Orange Bowl (3-3)
1940 Georgia Tech 21, Missouri 7
1945 Tulsa 26, Georgia Tech 12
1948 Georgia Tech 20, Kansas 14
1952 Georgia Tech 17, Baylor 14
1967 Florida 27, Georgia Tech 12
2010 Iowa 24, Georgia Tech 14

Chick-fil-A/Peach Bowl (0-4)
1971 Mississippi 41, Georgia Tech 18
1978 Purdue 41, Georgia Tech 21
2000 LSU 28, Georgia Tech 14
2008 LSU 38, Georgia Tech 3

Rose Bowl (1-0)
1929 Georgia Tech 8, California 7

Seattle Bowl (1-0)
2001 Georgia Tech 24, Stanford 14

Silicon Valley Classic (0-1)
2002 Fresno State 30, Georgia Tech 21

Sugar Bowl (4-0)
1944 Georgia Tech 20, Tulsa 18
1953 Georgia Tech 24, Mississippi 7
1954 Georgia Tech 42, West Virginia 19
1956 Georgia Tech 7, Pittsburgh 0

Sun Bowl (1-0)
1970 Georgia Tech 17, Texas Tech 9

BEST BOWL WINNING PERCENTAGE MINIMUM OF 25 BOWL APPEARANCES

Rk.	School	W-L-T	Pct
1.	Penn State	27-13-2	.667
	Southern California	32-16-0	.667
3.	Mississippi	21-12-0	.636
4.	Georgia	26-16-3	.611
5.	Florida State	22-14-2	.605
6.	Auburn	20-13-2	.600
7.	Oklahoma	25-17-1	.593
8.	Alabama	32-22-3	.588
9.	Georgia Tech	22-16-0	.579
10.	Miami (Fla.)	18-15-0	.545
11.	Texas	25-22-2	.531
12.	LSU	21-19-1	.524
	Wisconsin	11-10-0	.524
14.	Nebraska	24-22-0	.522
15.	Arizona State	12-11-1	.521
	NC State	12-11-1	.521
	Tennessee	25-23-0	.521

MOST BOWL VICTORIES

Rk.	School	Wins
1.	Alabama	32
	Southern California	32
3.	Penn State	27
4.	Georgia	26
5.	Oklahoma	24
	Tennessee	25
	Texas	25
8.	Nebraska	24
9.	Georgia Tech	22
	Florida State	22
11.	LSU	21
	Mississippi	21
13.	Auburn	20
14.	Michigan	19
	Ohio State	19

MOST BOWL APPEARANCES

Rk.	School	Appearances
1.	Alabama	57
2.	Texas	49
3.	Tennessee	48
	Southern California	48
5.	Nebraska	46
6.	Georgia	45
7.	Oklahoma	43
8.	Penn State	42
9.	LSU	41
	Ohio State	41
11.	Michigan	39
12.	Georgia Tech	38
	Florida State	38
14.	Arkansas	37
	Florida	37

LONGEST CURRENT BOWL STREAKS

No.	School	Years
28	Florida State	1982-present
19	Florida	1991-present
17	Virginia Tech	1993-present
13	Georgia Tech	1997-present
13	Georgia	1997-present

ALL-TIME LONGEST BOWL STREAKS

No.	School	Years
35	Nebraska	1969-03
34	Michigan	1975-2007
28	Florida State	1982-present
25	Alabama	1959-83
19	Florida	1991-present
17	Brigham Young	1978-94
17	Virginia Tech	1993-present
16	Tennessee	1989-2004
15	Mississippi	1957-71
15	Ohio State	1972-86
13	Penn State	1971-83
13	Georgia Tech	1997-present
13	Georgia	1997-present
12	Miami	1983-94



1948: Patton's Orange Bowl TD reception.



1955: Acceptance of Cotton Bowl trophy.



1999: O'Leary with the Gator Bowl trophy.



2010: Tech played in the FedEx Orange Bowl vs. Iowa.

BY BOWL

Bowl	W-L
All-American Bowl	1-0
Aloha Bowl	1-0
Bluebonnet Bowl	0-1
Carquest / Champs Sports Bowl	2-0
Chick-fil-A / Peach Bowl	0-4
Cotton Bowl	1-1
Florida Citrus Bowl	1-0
Emerald Bowl	0-1
Gator Bowl	3-4
Humanitarian Bowl	1-1
Liberty Bowl	1-0
Oil Bowl	1-0
Orange Bowl	3-3
Rose Bowl	1-0
Seattle Bowl	1-0
Silicon Valley Classic	0-1
Sugar Bowl	4-0
Sun Bowl	1-0
Total	22-16

BY CITY, STATE

City/State	W-L
Atlanta, Georgia	0-4
Birmingham, Alabama	1-0
Boise, Idaho	1-1
Dallas, Texas	1-1
El Paso, Texas	1-0
Honolulu, Hawaii	1-0
Houston, Texas	1-1
Jacksonville, Florida	3-4
Memphis, Tennessee	1-0
Miami / Miami Gardens, Florida	4-3
New Orleans, Louisiana	4-0
Orlando, Florida	2-0
Pasadena, California	1-0
San Francisco, California	0-1
San Jose, California	0-1
Seattle, Washington	1-0

BY OPPONENT

Opponent	W-L
Arkansas	1-1
Baylor	1-0
California	1-0
Florida	0-1
Fresno State	0-2
Iowa	0-1
Iowa State	1-0
Kansas	1-0
LSU	0-2
Miami	0-1
Michigan State	1-0
Mississippi	1-1
Missouri	1-1
Nebraska	1-0
Notre Dame	1-0
Penn State	0-1
Pittsburgh	2-0
Purdue	0-1
Saint Mary's	1-0
Stanford	2-0
Syracuse	1-0
Texas	0-1
Texas Tech	2-0
Tulsa	2-1
Utah	0-1
West Virginia	2-1

BY CONFERENCE

Conference	W-L
ACC	0-1
Big East	5-1
Big Ten	1-3
Big 12	7-2
Conference USA	2-1
Independent	0-0
Mountain West	0-2
PAC 10	3-0
SEC	2-5
WAC	0-1

BY DATE

Date	W-L
December 18	1-0
December 19	1-0
December 21	1-0
December 22	0-1
December 25	1-1
December 27	1-0
December 29	2-2
December 30	0-2
December 31	1-3
January 1	11-4
January 2	2-2
January 4	1-0
January 5	0-1



GEORGIA TECH IN THE NATIONAL POLLS

13 Consecutive Bowl Appearances ■ 2009 ACC Champions

TECH IN FINAL POLLS

Year	Record	AP	Coaches	BCS
1939	8-2	16	—	—
1942	9-2	5	—	—
1943	8-3	13	—	—
1944	8-3	13	—	—
1946	9-2	11	—	—
1947	10-1	10	—	—
1951	11-0-1	5	5	—
1952*	12-0	2	2	—
1953	9-2-1	8	9	—
1954	8-3	—	13	—
1955	9-1-1	7	7	—
1956	10-1	4	4	—
1961	7-4	13	13	—
1962	7-3-1	—	11	—
1966	9-2	8	8	—
1970	9-3	13	17	—
1972	7-4-1	20	NR	—
1985	9-2-1	19	18	—
1990	11-0-1	2	1	—
1997	7-5	25	—	—
1998	10-2	9	11	—
1999	8-4	21	20	—
2000	9-3	17	19	—
2001	8-5	24	—	—
2008	9-4	22	22	—
2009	11-3	13	13	9

*No. 1 by International News Service

Note: The coaches' poll was released by UPI through 1990, then by USA Today beginning in 1991.

TECH IN THE ASSOCIATED PRESS TOP 25

Last time ranked in top 25 Final 2009 poll
Last time ranked in top 10 Dec. 6, 2009
All-time weeks ranked in AP poll 283
All-time weeks ranked in top 10 143
All-time weeks ranked in top 5 58
Highest AP ranking all-time 2nd (13 times)
vs. top 25 all-time 85-153-6
vs. ACC 24-36-0
at home 45-70-4
on road 24-73-2
neutral sites 16-10
under Paul Johnson 6-3

TECH VS. AP TOP-25 OPPONENTS

	All	H	A	N	Bowls
All Top 25	85-153-6	45-70-4	24-73-2	16-10	15-8
vs. ACC	24-36	14-17	9-18	1-1	0-0
vs. No. 1	2-9-1	1-1-1	1-8	0-0	0-0
vs. No. 2	0-9-1	0-5-1	0-4	0-0	0-0
vs. No. 3	1-9	0-5	1-4	0-0	0-0
vs. No. 4	3-9	2-5	1-4	0-0	0-0
vs. No. 5	3-11	1-7	2-4	0-0	0-0
vs. No. 6	4-5	2-4	1-1	1-0	1-0
vs. No. 7	3-10	2-3	0-5	1-2	1-1
vs. No. 8	4-8	3-4	1-4	0-0	0-0
vs. No. 9	4-10	3-3	0-6	1-1	1-1
vs. No. 10	4-9	0-3	1-5	3-1	3-1
vs. No. 11	4-6	1-2	1-3	2-1	2-1
vs. No. 12	5-6	2-2	2-4	1-0	1-0
vs. No. 13	5-5	2-1	2-3	1-1	1-1
vs. No. 14	2-9	1-5	1-4	0-0	0-0
vs. No. 15	4-6-2	3-5-1	0-1-1	1-0	1-0
vs. No. 16	5-3-2	4-0-1	1-2-1	0-1	0-0
vs. No. 17	8-5	5-2	1-1	2-2	2-2
vs. No. 18	5-6	3-3	2-3	0-0	0-0
vs. No. 19	7-3	2-1	3-2	2-0	2-0
vs. No. 20	4-6	3-4	1-2	0-0	0-0
vs. No. 21	1-1	1-1	0-0	0-0	0-0
vs. No. 22	2-4	2-2	0-2	0-0	0-0
vs. No. 23	3-1	1-0	2-0	0-1	0-1
vs. No. 24	0-0	0-0	0-0	0-0	0-0
vs. No. 25	2-3	1-2	0-1	1-0	0-0

WINS OVER TOP-10 TEAMS

Date	Game	Opp	Tech
10-17-09	vs. Virginia Tech, 28-23	4/4	19/20
9-30-06	at Virginia Tech, 38-27	11/10	24/NR
11-19-05	at Miami, 14-10	3/3	NR
11-2-02	at NC State, 24-17	10/8	NR
10-28-00	at Clemson, 31-28	5/4	NR
10-17-98	Virginia, 41-38	7/6	25/25
11-3-90	at Virginia, 41-38	1/1	16/14
10-15-88	South Carolina, 34-0	8	NR
9-12-81	at Alabama, 24-21	4	NR
11-8-80	Notre Dame, Tie 3-3	1	NR
10-8-66	Tennessee, 6-3	8	9
1-1-66	Texas Tech, 31-21	10	NR
11-17-62	Alabama, 7-6	1	NR
9-22-61	at Southern Cal, 27-7	9	NR
11-5-60	Tennessee, 14-7	8	NR
9-26-59	SMU, 16-12	6	16
10-3-59	Clemson, 16-6	6	7
10-10-59	at Tennessee, 14-7	8	3
10-18-58	Auburn, Tie 7-7	2	NR
11-2-57	Duke, 13-0	7	NR
9-29-56	at SMU, 9-7	5	2
1-1-55	Arkansas, 14-6	10	NR
1-1-54	West Virginia, 42-19	10	8
1-1-53	Mississippi, 24-7	7	2
11-1-52	at Duke, 28-7	6	4
1-1-52	Baylor, 17-14	9	5
11-1-47	Duke, 7-0	4	6
9-26-42	Auburn, 15-0	9	6
1-14-42	Alabama, 7-0	5	2
10-21-44	Navy, 17-15	9	8
1-1-40	Missouri, 21-7	6	16

GEORGIA TECH VS. NO. 1

Date	Opponent	Result
11-11-99	at Florida State	L 35-41
10-21-95	at Florida State	L 10-42
10-2-93	at Florida State	L 0-51
11-3-90	at Virginia	W 41-38
11-27-82	at Georgia	L 38-18
11-29-80	at Georgia	L 38-20
11-8-80	Notre Dame	T 3-3
9-22-73	Southern Cal	L 23-6
11-14-70	Notre Dame	L 10-7
11-17-62	Alabama	W 7-6
10-24-53	at Notre Dame	L 27-14
10-2-43	at Notre Dame*	L 55-13

*The first poll of the season was released the following Monday; Notre Dame was No. 1 for the entire season.

MISCELLANEOUS

Most Top-25 Opponents Faced In A Season -- 6, 2004 (2-4); 6, 1959 (3-3)

Most Top-25 Opponents Defeated In A Season -- 4, 1998 (4-1); 4, 1990 (4-0)

Most Top-10 Opponents Faced In A Season -- 5, 1959 (3-2)

Most Top-10 Opponents Defeated In A Season -- 5, 1959 (3-2)

Last Win vs. Top-25 Opponent -- Dec. 5, 2009 vs. No. 25 Clemson (39-34) (ACC Championship Game)

Last Win vs. Top-10 Opponent -- Oct. 17, 2009 vs. No. 4 Virginia Tech (28-23) (at Atlanta)

Last Win vs. Top-25 Opponent On The Road -- Nov. 29, 2008 vs. No. 13 Georgia (45-42) (at Athens, Ga.)

Last Win vs. Top-10 Opponent On The Road -- Nov. 19, 2005 vs. No. 3 Miami (14-10) (at Miami, Fla.)

Georgia Tech Week-By-Week In The Associated Press Top 25

1939	Nov 24 9	Nov 16 12	1958	Oct 10 7	Nov 27 2	Sept 13 12	Nov 27 24
Nov 20 19	Dec 1 9	Nov 23 10	Oct 20 17	Oct 17 6	Dec 4 2	Sept 20 10	Dec 4 24
Dec 4 13	Dec 8 10	Nov 30 8	Nov 10 20	Oct 24 5	Jan 2 2	Sept 27 9	
Dec 11 16				Oct 31 5		Oct 3 7	2006
	1948	1954	1959	Nov 7 5	1991	Oct 10 8	Sept 26 24
	Oct 4 6	Preseason ... 7	Sept 21 16	Nov 14 5	Preseason ... 8	Oct 17 8	Oct 2 18
Oct 12 6	Oct 11 7	Sept 20 5	Sept 28 7	Nov 21 8	Sept 3 17	Oct 24 7	Oct 9 13
Oct 19 6	Oct 18 6	Oct 11 19	Oct 5 3	Nov 28 8	Sept 10 17	Nov 1 7	Oct 16 13
Oct 26 5	Oct 25 6	Oct 18 15	Oct 12 4	Dec 5 8	Sept 17 17	Nov 8 13	Oct 23 21
Nov 2 3	Nov 1 6		Oct 19 9		Sept 24 19	Nov 15 14	Oct 30 20
Nov 9 2	Nov 8 11	1955	Oct 26 9	1970	Oct 1 21	Nov 22 20	Nov 6 19
Nov 16 2	Nov 15 20	Preseason ... 10	Nov 2 19	Sept 21 19	Nov 29 17	Nov 13 18	Nov 13 18
Nov 23 2		Sept 19 2	Nov 9 15	Sept 28 15	Dec 6 17	Nov 20 16	
Nov 30 5	1951	Sept 26 3		Oct 5 13	Preseason ... 23	Jan 5 17	Nov 27 23
	Oct 1 11	Oct 3 4	1960	Oct 12 16	Aug 31 24		
1943	Oct 8 8	Oct 10 5	Sept 19 13	Nov 16 17	Sept 7 24	2000	2007
Nov 8 19	Oct 15 5	Oct 17 13	Sept 26 10	Nov 23 16	Sept 14 22	Oct 29 25	Sept 2 21
Nov 15 15	Oct 22 3	Oct 24 12	Oct 10 19	Nov 30 13	Sept 28 23	Nov 5 24	Sept 9 15
Nov 22 14	Oct 29 5	Oct 31 8		Dec 13	Oct 5 17	Nov 12 20	
Nov 29 13	Nov 5 8	Nov 7 11	1961	Jan 5 13	Oct 12 16	Nov 19 18	2008
	Nov 12 7	Nov 14 10	Oct 2 3		Oct 19 19	Nov 26 17	Oct 19 21
Oct 9 10	Nov 19 7	Nov 21 9	Oct 16 8	1971	Dec 6 15	Nov 2 22	
Oct 16 8	Nov 26 6	Nov 28 7	Oct 23 9	Preseason ... 17	Jan 4 17	Nov 23 18	
Oct 23 5			Oct 30 7		Oct 7 23	Nov 30 15	
Oct 30 5	1952	Preseason ... 4	Nov 6 9	1972	Oct 14 22	2001	Dec 7 14
Nov 6 13	Preseason ... 3	Sept 24 2	Dec 4 13	Jan 3 20		Preseason ... 10	Final 22
Nov 13 9	Sept 29 6	Oct 1 3			1997	Aug 27 11	
Nov 20 10	Oct 6 5	Oct 8 3	1962	1978	Oct 6 25	Sept 3 10	2009
Dec 4 13	Oct 13 4	Oct 15 3	Oct 1 5	Nov 13 20	Oct 13 21	Sept 10 10	Preseason ... 15
	Oct 20 5	Oct 22 3		Jan 15 25	Jan 15 25	Na poll 9/17	Sept 8 15
1946	Oct 27 4	Oct 29 2	1963	Sept 26 18	1998	Sept 24 9	Sept 13 14
Oct 28 16	Nov 3 3	Nov 5 2	Sept 23 9	Oct 2 12	Oct 11 25	Oct 8 15	Oct 4 22
Nov 4 8	Nov 10 2	Nov 12 4	Sept 30 7	Oct 10 20	Oct 18 20	Oct 15 23	Oct 11 19
Nov 11 7	Nov 17 2	Nov 19 5	Oct 14 8		Oct 25 23	Oct 22 21	Oct 18 11
Nov 18 6	Nov 24 3	Nov 26 4		1985	Nov 1 23	Oct 29 23	Oct 25 11
Nov 25 7	Dec 1 2	Dec 3 4	1964	Jan 3 19	Nov 8 22	Nov 5 20	Nov 1 10
Dec 2 11	1953	1957	Oct 26 8	Nov 15 21	Nov 15 21	Nov 19 21	Nov 8 7
	Preseason ... 3	Preseason ... 11	Nov 2 7	Nov 22 17	Jan 4 24	Nov 15 7	Nov 15 7
Oct 6 4	Sept 28 9	Sept 23 3	Nov 9 10	Oct 2 23	Nov 29 12	Nov 22 7	Nov 22 7
Oct 13 5	Oct 5 10	Sept 30 14	1965	Oct 9 18	Dec 6 12	2005	Dec 6 9
Oct 20 7	Oct 12 6	Oct 7 17	Nov 1 7	Oct 16 11	Jan 4 9	Sept 4 17	Dec 6 9
Oct 27 6	Oct 19 4	Nov 4 18		Oct 23 16		Sept 11 16	Final 13
Nov 3 6	Oct 26 8		1966	Oct 30 16	1999	Sept 18 15	
Nov 10 6	Nov 2 6		Sept 26 9	Nov 6 7	Preseason ... 11	Sept 25 25	
Nov 17 10	Nov 9 5		Oct 3 9	Nov 13 4	Aug 28 10	Nov 6 24	
				Nov 20 3	Sept 6 10	Nov 20 20	



SEASON-BY-SEASON RECORD

YEAR	W-L	CONFERENCE	HOME	BOWL RESULT	CHAMPIONSHIPS
1892	0-3		0-2		
1893	2-1-1		1-1-1		
1894	0-3		0-3		
1895	No Team		--		
1896	1-1-1		0-0-1		
1897	0-1		0-0		
1898	0-3		0-0		
1899	0-5		0-2		
1900	0-4		0-4		
1901	4-0-1		3-0		
1902	0-6-2		0-5-1		
1903	2-5		1-4		
JOHN HEISMAN (102-29-7, 16 years)					
1904	8-1-1		8-0-1		
1905	6-0-1		6-0-1		
1906	5-3-1		3-1		
1907	4-4		4-3		
1908	6-3		5-3		
1909	7-2		5-2		
1910	5-3		4-3		
1911	6-2-1		5-2-1		
1912	5-3-1		2-3-1		
1913	7-2		4-2		
1914	6-2		6-1		
1915	7-0-1		6-0-1		
1916	8-0-1		7-0-1		SIAA Champions
1917	9-0		8-0		SIAA Champions / NATIONAL CHAMPIONS
1918	6-1		6-0		SIAA Co-Champions
1919	7-3		7-2		
WILLIAM ALEXANDER (134-95-15, 25 years)					
1920	8-1		7-0		SIAA Co-Champions
1921	8-1		8-0		SIAA Co-Champions
SOUTHERN CONFERENCE					
1922	7-2	4-0	7-1		Southern Conference Co-Champions
1923	3-2-4	1-0-4	3-0-4		
1924	5-3-1	3-2-1	5-2-1		
1925	6-2-1	4-1-1	4-2-1		
1926	4-5	4-3	4-4		
1927	8-1-1	7-0-1	8-0		Southern Conference Co-Champions
1928	10-0	7-0	7-0	Rose Bowl (W)	Southern Conference Champions CO-NATIONAL CHAMPIONS
1929	3-6	3-5	3-3		
1930	2-6-1	2-4-1	2-4		
1931	2-7-1	2-4-1	2-4		
1932	4-5-1	4-4-1	2-3-1		
SOUTHEASTERN CONFERENCE					
1933*	5-5	2-5	11th	4-4	
1934	1-9	0-6	11th	1-4	
1935	5-5	3-4	8th	5-2	
1936	5-5-1	3-3-1	T-6th	5-3	
1937	6-3-1	3-2-1	6th	4-2-1	
1938	3-4-3	2-1-3	5th	3-1-2	
1939	8-2	6-0	T-1st	5-1	Orange Bowl (W) SEC Co-Champions
1940	3-7	1-5	12th	3-3	
1941	3-6	2-4	9th	3-3	
1942	9-2	4-1	T-2nd	6-0	Cotton Bowl (L)
1943	8-3	3-0	1st	6-1	Sugar Bowl (W) SEC Champions
1944	8-3	4-0	1st	7-1	Orange Bowl (L) SEC Champions
BOBBY DODD (165-64-8, 22 years)					
1945	4-6	2-2	T-5th	2-5	
1946	9-2	4-2	4th	6-0	Oil Bowl (W)
1947	10-1	4-1	2nd	7-0	Orange Bowl (W)
1948	7-3	4-3	5th	5-2	
1949	7-3	5-2	4th	6-1	
1950	5-6	4-2	5th	3-4	
1951	11-0-1	7-0	1st	6-0-1	Orange Bowl (W) SEC Champions
1952	12-0	6-0	1st	8-0	Sugar Bowl (W) SEC Champions CO-NATIONAL CHAMPIONS
1953	9-2-1	4-1-1	2nd	6-0	Sugar Bowl (W)
1954	8-3	6-2	2nd	5-2	Cotton Bowl (W)
1955	9-1-1	4-1-1	3rd	5-1	Sugar Bowl (W)
1956	10-1	7-1	2nd	4-1	Gator Bowl (W)

YEAR	W-L	CONFERENCE	HOME	BOWL RESULT	CHAMPIONSHIPS
1957	4-4-2	3-4-1	8th	2-2-2	
1958	5-4-1	2-3-1	T-8th	4-1-1	
1959	6-5	3-3	7th	2-3	Gator Bowl (L)
1960	5-5	4-4	7th	4-1	
1961	7-4	4-3	T-4th	5-0	Gator Bowl (L)
1962	7-3-1	5-2	4th	4-1-1	Bluebonnet Bowl (L)
1963	7-3	4-3	6th	5-1	
INDEPENDENT					
1964	7-3		4-2		
1965	7-3-1		5-2	Gator Bowl (W)	
1966	9-2		7-0	Orange Bowl (L)	
BUD CARSON (27-27, 5 years)					
1967	4-6		3-3		
1968	4-6		3-3		
1969	4-6		4-3		
1970	9-3		6-1	Sun Bowl (W)	
1971	6-6		5-3	Peach Bowl (L)	
BILL FULCHER (12-10-1, 2 years)					
1972	7-4-1		5-1-1	Liberty Bowl (W)	
1973	5-6		4-3		
PEPPER RODGERS (34-31-2, 6 years)					
1974	6-5		5-2		
1975	7-4		6-2		
1976	4-6-1		3-3-1		
1977	6-5		4-2		
1978	7-5		5-2	Peach Bowl (L)	
ATLANTIC COAST CONFERENCE					
1979#	4-6-1		4-2		
BILL CURRY (31-43-4, 7 years)					
1980	1-9-1		1-4-1		
1981	1-10		0-6		
1982	6-5		3-2		
1983#	3-8	3-2	3rd	2-4	
1984	6-4-1	2-2-1	5th	4-2	
1985	9-2-1	5-1	2nd	5-2	All-American Bowl (W)
1986	5-5-1	3-3	4th	4-1-1	
BOBBY ROSS (31-26-1, 5 years)					
1987	2-9	0-6	8th	2-5	
1988	3-8	0-7	8th	3-3	
1989	7-4	4-3	T-4th	6-1	
1990	11-0-1	6-0-1	1st	6-0	Florida Citrus Bowl (W) ACC Champions NATIONAL CHAMPIONS
1991	8-5	5-2	T-2nd	5-1	Aloha Bowl (W)
BILL LEWIS (11-19, 3 years)					
1992	5-6	4-4	T-4th	4-2	
1993	5-6	3-5	6th	3-2	
1994 (1)	1-10	0-8	9th	1-5	
GEORGE O'LEARY (52-33, 7 years)					
1995	6-5	5-3	4th	4-2	
1996	5-6	4-4	5th	4-2	
1997	7-5	5-3	T-3rd	3-2	Carguest Bowl (W)
1998	10-2	7-1	T-1st	4-2	Gator Bowl (W) ACC Co-Champions
1999	8-4	5-3	T-2nd	6-0	Gator Bowl (L)
2000	9-3	6-2	T-2nd	5-1	Peach Bowl (L)
2001 (2)	8-5	4-4	T-4th	3-3	Seattle Bowl (W)
CHAN GAILEY (44-32, 6 years)					
2002	7-6	4-4	5th	4-2	Silicon Valley Classic (L)
2003	7-6	4-4	4th	4-2	Humanitarian Bowl (W)
2004	7-5	4-4	T-6th	3-3	Champs Sports Bowl (W)
2005	7-5	5-3	+3rd	4-2	Emerald Bowl (L)
2006	9-5	7-1	+1st	6-1	Gator Bowl (L)
2007	7-5	4-4	+3rd	4-3	Humanitarian Bowl (L)
PAUL JOHNSON (20-7, 2 years)					
2008	9-4	5-3	+T-1st	6-1	Chick-fil-A Bowl (L)
2009	11-3	7-1	+1st	5-1	FedEx Orange Bowl (L) ACC Champions

+ ACC Coastal Division finish

1 - George O'Leary served as interim head coach for final three games

2 - Mac McWhorter served as interim head coach for the Seattle Bowl

*1933 - Georgia Tech is charter member of Southeastern Conference

Georgia Tech joined the ACC in 1979 and became eligible for ACC championship in 1983

1964 - Georgia Tech leaves Southeastern Conference

Introduction

2010 Preview

Players

Staff

2009 Review

Records

History



YEAR-BY-YEAR SCORES (1892-1908)



Georgia Tech's first football team in 1892.

N. 7	hW	17-0	Florida State College	2-2
N. 14	hL	5-10	Auburn	2-3
N. 21	aL	0-11	Tennessee	2-4
N. 26	hL	0-16	South Carolina (Thanksgiving)	2-5

1904 ■ Record: 8-1-1 (H: 8-0-1, A: 0-1)

Captain: Barien Moore

Home games at Piedmont Park

Date	Result	Opponent	Record
O. 1	hW	11-5 Ft. McPherson	1-0
O. 8	hW	35-0 Florida State College	2-0
O. 15	hW	51-0 Mooney School (Tenn.)	3-0
O. 17	hW	77-0 Florida	4-0
O. 22	hW	2-0 Tennessee	5-0
O. 29	aL	0-12 Auburn	5-1
N. 5	hT	11-11 Clemson	5-1-1
N. 12	hW	23-6 Georgia	6-1-1
N. 16	hW	59-0 Tennessee Meds	7-1-1
N. 24	hW	18-0 Cumberland (Thanksgiving)	8-1-1



John Heisman
 Pennsylvania (1892)
 Record: 102-29-7 (.779)
 1904-1919 ■ 16 Seasons

1905 ■ Record: 6-0-1 (H: 6-0-1)

Captain: Louie Clark

Home games on campus at The Flats, future site of Grant Field

Date	Result	Opponent	Record
O. 7	hW	54-0 Dahlonga	1-0
O. 21	hW	12-5 Alabama	2-0
O. 28	hW	18-0 Cumberland	3-0
N. 4	hW	45-0 Tennessee	4-0
N. 11	hT	18-18 Sewanee	4-0-1
N. 18	hW	46-0 Georgia	5-0-1
N. 30	hW	17-12 Clemson (Thanksgiving)	6-0-1

1906 ■ Record: 5-3-1 (H: 3-1, A: 1-0)

Captain: E.C. Davies

Home games at The Flats

Date	Result	Opponent	Record
S. 29	hT	6-6 Maryville	0-0-1
O. 6	hW	11-0 Dahlonga	1-0-1
O. 13	hW	18-0 Grant University (Tenn.)	2-0-1
O. 20	hL	0-16 Sewanee	2-1-1
O. 27	hW	4-0 Davidson	3-1-1
N. 3	hW	11-0 Auburn	4-1-1
N. 10	hW	17-0 Georgia	5-1-1
N. 17	hL	6-37 Vanderbilt	5-2-1
N. 29	hL	0-10 Clemson (Thanksgiving)	5-3-1

1907 ■ Record: 4-4 (H: 4-3, A: 0-1)

Captain: C.A. Sweet

Date	Result	Opponent	Record
O. 5	hW	51-0 Gordon (The Flats)	1-0
O. 12	hW	70-0 Dahlonga (The Flats)	2-0
O. 19	hW	6-4 Tennessee (Ponce de Leon Park)	3-0
O. 26	hL	6-12 Auburn (Ponce de Leon Park)	3-1
N. 2	hW	10-6 Georgia (Ponce de Leon Park)	4-1
N. 9	hL	0-18 Sewanee (Ponce de Leon Park)	4-2
N. 16	aL	0-54 Vanderbilt	4-3
N. 28	hL	5-6 Clemson (Thanksgiving/Ponce de Leon)	4-4

► Home games from 1908-11 at Ponce de Leon Park

1908 ■ Record: 6-3 (H: 5-3, A: 1-0)

Captain: L.W. Robert

Date	Result	Opponent	Record
O. 3	hW	32-0 Gordon	1-0
O. 10	hW	30-0 Mooney School (Tenn.)	2-0
O. 17	hW	23-0 Mississippi A&M	3-0
O. 24	hW	11-6 Alabama	4-0
O. 31	hL	5-6 Tennessee	4-1
N. 7	hL	0-44 Auburn	4-2
N. 14	hL	0-6 Sewanee	4-3
N. 19	aW	16-6 Mercer	5-3
N. 26	hW	30-6 Clemson (Thanksgiving)	6-3

1892 ■ Record: 0-3 (H: 0-2, A: 0-1)

Coach & Captain: E.E. West

Date	Result	Opponent	Record
N. 5	aL	6-12 Mercer (Central Park)	0-1
N. 19	hL	10-20 Vanderbilt (Piedmont Park)	0-2
N. 25	hL	0-26 Auburn (Brisbine Park)	0-3

1893 ■ Record: 2-1-1 (H: 1-1-1, A: 1-0)

Coaches: Frank O. Spain & Lt. Leonard Wood

Captain: W.W. Hunter

Date	Result	Opponent	Record
N. 4	aW	28-6 Georgia	1-0
N. 11	hW	10-6 Mercer	2-0
N. 30	hL	0-6 St. Albans (Piedmont, Thanksgiving)	2-1
D. 7	hT	0-0 Auburn	2-1-1

1894 ■ Record: 0-3 (H: 0-3)

Coaches: Frank O. Spain & Lt. Leonard Wood

Captain: Thomas Raulo

Date	Result	Opponent	Record
O. 27	hL	0-8 Savannah A.A.	0-1
N. 17	hL	0-94 Auburn (Athletic Park)	0-2
N. 29	hL	0-34 Ft. McPherson (Athletic Park)	0-3

1896 ■ Record: 1-1-1 (H: 0-0-1, A: 1-1)

No Captain

Date	Result	Opponent	Record
O. 31	aW	6-4 Mercer (Central Park)	1-0
N. 7	aL	0-45 Auburn	1-1
N. 21	hT	12-12 Mercer (Brisbine Park)	1-1-1

1897 ■ Record: 0-1 (H: 0-0, A: 0-1)

No Captain

Date	Result	Opponent	Record
O. 23	aL	0-28 Georgia	0-1

1898 ■ Record: 0-3 (H: 0-0, A: 0-2, N: 0-1)

Coach: R.B. "Cow" Nalley ■ No Captain

Date	Result	Opponent	Record
N. 5	aL	6-29 Auburn	0-1
N. 24	nL	0-23 Clemson (@Augusta)	0-2
D. 22	aL	0-15 Georgia	0-3

1899 ■ Record: 0-5 (H: 0-2, A: 0-3)

Coach: Mr. Collier ■ Captain: Pete Wooley

Home Games at Piedmont Park

Date	Result	Opponent	Record
O. 14	aL	0-63 Auburn	0-1
O. 23	hL	0-30 Sewanee	0-2
O. 28	aL	0-20 Georgia	0-3
N. 11	hL	0-15 Nashville	0-4
N. 30	aL	5-41 Clemson (@Greenville/Thanksgiving)	0-5

1900 ■ Record: 0-4 (H: 0-4)

Captain: W.J. Holman

Home Games at Piedmont Park

Date	Result	Opponent	Record
O. 13	hL	0-12 Georgia	0-1
O. 20	hL	0-23 Nashville	0-2
O. 29	hL	0-34 Sewanee	0-3
D. 7	hL	6-38 Davidson	0-4

1901 ■ Record: 4-0-1 (H: 3-0, A: 0-0, N: 1-0)

Coach: Dr. Cyrus W. Strickler ■ Captain: A.B. Hoilson

Home Games at Piedmont Park

Date	Result	Opponent	Record
O. 12	hW	29-0 Gordon	1-0
O. 15	hW	17-0 Furman	2-0
O. 18	nW	33-0 Wofford (@Augusta)	3-0
O. 26	aT	5-5 Furman	3-0-1
N. 9	hW	13-0 South Carolina	4-0-1

1902 ■ Record: 0-6-2 (H: 0-5-1, A: 0-1-1)

Coach: John McKee ■ Captain: Bully Young

Home Games at Brisbine Park

Date	Result	Opponent	Record
O. 11	hL	6-18 Auburn	0-1
O. 18	hL	5-44 Clemson	0-2
O. 25	hT	0-0 Georgia	0-2-1
N. 1	aT	0-0 Furman	0-2-2
N. 8	hL	0-17 St. Albans (Va.)	0-3-2
N. 13	hL	6-7 Davidson	0-4-2
N. 22	hL	6-10 Tennessee	0-5-2
N. 27	* aL	0-26 Alabama (Thanksgiving/@Birmingham)	0-6-2

1903 ■ Record: 2-5 (H: 1-4, A: 1-1)

Captain: Jesse Thrash

Home Games at Piedmont Park

Date	Result	Opponent	Record
O. 17	hL	0-73 Clemson	0-1
O. 24	hL	0-38 Georgia	0-2
O. 31	aW	37-0 Howard College (Ala.)	1-2

13 Consecutive Bowl Appearances ■ 2009 ACC Champions



YEAR-BY-YEAR SCORES (1909-1924)

1909 ■ Record: 7-2 (H: 5-2, A: 2-0)

Captain: John Davis

Date	Result	Opponent	Record
O. 2	hW	18-6 Gordon	1-0
O. 9	hW	35-6 Mooney School (Tenn.)	2-0
O. 16	hW	59-0 South Carolina	3-0
O. 23	hL	0-15 Sewanee	3-1
O. 30	aW	29-0 Tennessee	4-1
N. 6	hL	0-8 Auburn	4-2
N. 13	aW	35-0 Mercer	5-2
N. 20	hW	12-6 Georgia	6-2
N. 25	hW	29-3 Clemson (Thanksgiving)	7-2

1910 ■ Record: 5-3 (H: 4-3, A: 1-0)

Captain: Dean Hill

Date	Result	Opponent	Record
O. 1	hW	57-0 Gordon	1-0
O. 8	hW	18-0 Chattanooga	2-0
O. 15	hW	46-0 Mercer	3-0
O. 22	aW	36-0 Alabama	4-0
N. 5	hL	0-16 Auburn	4-1
N. 12	hL	0-23 Vanderbilt	4-2
N. 19	hL	6-11 Georgia	4-3
N. 24	hW	34-0 Clemson (Thanksgiving)	5-3

1911 ■ Record: 6-2-1 (H: 5-2-1, A: 1-0)

Captain: H.W. Patterson

Date	Result	Opponent	Record
S. 30	hW	22-5 11th Cavalry	1-0
O. 7	aW	28-0 Howard College (Ala.)	2-0
O. 14	hW	24-0 Tennessee	3-0
O. 21	hW	17-0 Mercer	4-0
O. 29	hT	0-0 Alabama	4-0-1
N. 4	hL	6-11 Auburn	4-1-1
N. 11	hW	23-0 Sewanee	5-1-1
N. 18	hL	0-5 Georgia	5-2-1
N. 30	hW	31-0 Clemson (Thanksgiving)	6-2-1

1912 ■ Record: 5-3-1 (H: 2-3-1, A: 3-0)

Captain: Hugh Leuhman

Home Games at The Flats

Date	Result	Opponent	Record
S. 28	hT	0-0 11th Cavalry	0-0-1
O. 5	aW	20-16 The Citadel	1-0-1
O. 12	hW	20-3 Alabama	2-0-1
O. 19	aW	14-7 Florida (@Jacksonville)	3-0-1
O. 26	aW	16-6 Mercer	4-0-1
N. 2	hL	7-27 Auburn	4-1-1
N. 9	hL	0-7 Sewanee	4-2-1
N. 16	hL	0-20 Georgia	4-3-1
N. 28	hW	23-0 Clemson (Thanksgiving)	5-3-1

► Grant Field, with its first permanent seating, was built prior to the 1913 season. From this point, all home games were played at Grant Field unless noted.

1913 ■ Record: 7-2 (H: 4-2, A: 3-0)

Captain: Homer Cook

Date	Result	Opponent	Record
S. 27	hW	19-0 Ft. McPherson	1-0
O. 4	aW	47-0 The Citadel	2-0
O. 11	aW	71-6 Chattanooga	3-0
O. 18	hW	33-0 Mercer	4-0
O. 25	aW	13-3 Florida (@Jacksonville)	5-0
N. 1	hW	33-0 Sewanee	6-0
N. 8	hL	0-20 Auburn	6-1
N. 15	hL	0-14 Georgia	6-2
N. 27	hW	34-0 Clemson (Thanksgiving)	7-2

1914 ■ Record: 6-2 (H: 6-1, A: 0-1)

Captain: K.J. Fielder

Date	Result	Opponent	Record
O. 3	hW	20-0 South Carolina	1-0
O. 10	hW	105-0 Mercer	2-0
O. 17	aL	0-13 Alabama (@Birmingham)	2-1
O. 24	hW	28-7 VMI	3-1
O. 31	hW	20-0 Sewanee	4-1
N. 7	hL	0-14 Auburn	4-2
N. 14	hW	7-0 Georgia	5-2
N. 26	hW	26-6 Clemson (Thanksgiving)	6-2

1915 ■ Record: 7-0-1 (H: 6-0-1, A: 1-0)

Captain: D.E. Morrison

Date	Result	Opponent	Record
O. 2	hW	52-0 Mercer	1-0
O. 9	hW	27-7 Davidson	2-0
O. 16	hW	67-0 Transylvania	3-0
O. 23	aW	36-7 LSU (@New Orleans)	4-0
O. 30	hW	23-3 North Carolina	5-0
N. 6	hW	21-7 Alabama	6-0
N. 13	hT	0-0 Georgia	6-0-1
N. 25	hW	7-0 Auburn (Thanksgiving)	7-0-1

1916 ■ Record: 8-0-1 (H: 7-0-1, A: 1-0)

SIAA CHAMPIONS

Captain: J.T. Johnson

Date	Result	Opponent	Record
S. 30	hW	61-0 Mercer	1-0
O. 7	hW	222-0 Cumberland	2-0
O. 14	hW	9-0 Davidson	3-0
O. 21	hW	10-6 North Carolina	4-0
O. 28	hT	7-7 Washington & Lee	4-0-1
N. 4	hW	45-0 Tulane	5-0-1
N. 11	hW	13-0 Alabama	6-0-1
N. 18	aW	21-0 Georgia	7-0-1
N. 30	hW	33-7 Auburn (Thanksgiving)	8-0-1

1917 ■ Record: 9-0 (H: 8-0, A: 1-0)

CO-NATIONAL CHAMPIONS

SIAA CHAMPIONS

Captain: W.G. Carpenter

Date	Result	Opponent	Record
S. 29	hW	25-0 Furman (DH)	1-0
S. 29	hW	33-0 Wake Forest (DH)	2-0
O. 6	hW	41-0 Pennsylvania	3-0
O. 13	hW	32-10 Davidson	4-0
O. 20	hW	63-0 Washington & Lee	5-0
N. 3	hW	83-0 Vanderbilt	6-0
N. 10	aW	48-0 Tulane	7-0
N. 17	hW	98-0 Carlisle	8-0
N. 29	hW	68-7 Auburn (Thanksgiving)	9-0

1918 ■ Record: 6-1 (H: 6-0, A: 0-1)

SIAA CHAMPIONS


Captain: W.R. Fincher

Date	Result	Opponent	Record
O. 5	hW	28-0 Clemson	1-0
O. 12	hW	118-0 Furman	2-0
O. 19	hW	123-0 11th Cavalry	3-0
O. 26	hW	28-0 Camp Gordon	4-0
N. 10	hW	128-0 NC State	5-0
N. 23	aL	0-32 Pittsburgh	5-1
N. 28	hW	41-0 Auburn (Thanksgiving)	6-1

1919 ■ Record: 7-3 (H: 7-2, A: 0-1)

Captain: G.M. Phillips

Date	Result	Opponent	Record
S. 20	hW	48-0 5th Division	1-0
S. 27	hW	74-0 Furman	2-0
O. 4	hW	14-0 Wake Forest	3-0
O. 11	hW	28-0 Clemson	4-0
O. 18	hW	20-0 Vanderbilt	5-0
O. 25	aL	6-16 Pittsburgh	5-1
N. 1	hW	33-0 Davidson	6-1
N. 8	hL	0-3 Washington & Lee	6-2
N. 15	hW	27-0 Georgetown	7-2
N. 27	hL	7-14 Auburn (Thanksgiving)	7-3



Joe Guyon (far left) carries the ball for the unbeaten 1917 team.



William Alexander
Georgia Tech (1912)
Record: 134-95-15 (.580)
1920-1944 ■ 25 Seasons

1920 ■ Record: 8-1 (H: 7-0, A: 1-1)

SIAA CO-CHAMPIONS

Captain: A.R. Flowers

Date	Result	Opponent	Record
S. 25	hW	44-0 Wake Forest	1-0
O. 2	hW	55-0 Oglethorpe	2-0
O. 9	hW	66-0 Davidson	3-0
O. 16	aW	44-0 Vanderbilt	4-0
O. 23	aL	3-10 Pittsburgh	4-1
O. 30	hW	24-0 Centre	5-1
N. 6	hW	7-0 Clemson	6-1
N. 13	hW	35-6 Georgetown	7-1
N. 25	hW	34-0 Auburn (Thanksgiving)	8-1

1921 ■ Record: 8-1 (H: 8-0, A: 0-0, N: 0-1)

SIAA CO-CHAMPIONS

Captain: J.W. Harlan

Date	Result	Opponent	Record
S. 24	hW	42-0 Wake Forest	1-0
O. 1	hW	41-0 Oglethorpe	2-0
O. 8	hW	70-0 Davidson	3-0
O. 15	hW	69-0 Furman	4-0
O. 22	hW	48-14 Rutgers	5-0
O. 29	nL	7-28 Penn State (Polo Grounds, N.Y.)	5-1
N. 5	hW	48-7 Clemson	6-1
N. 12	hW	21-7 Georgetown	7-1
N. 24	hW	14-0 Auburn (Thanksgiving)	8-1

1922 ■ Record: 7-2 (SC: 4-0, H: 7-1, A: 0-1)

SOUTHERN CONFERENCE CO-CHAMPIONS

Captain: Red Barron

Date	Result	Opponent	Record
S. 30	hW	31-6 Oglethorpe	1-0
O. 7	hW	19-0 Davidson	2-0
O. 14	hW	33-7 Alabama	3-0
O. 21	aL	0-13 Navy	3-1
O. 28	hL	3-13 Notre Dame	3-2
N. 4	hW	21-7 Clemson	4-2
N. 11	hW	19-7 Georgetown	5-2
N. 18	hW	17-0 NC State	6-2
N. 30	hW	14-6 Auburn (Thanksgiving)	7-2

1923 ■ Record: 3-2-4 (SC: 1-0-4, H: 3-0-4, A: 0-2)

Captain: J.F. McIntyre

Date	Result	Opponent	Record
S. 23	hW	28-13 Oglethorpe	1-0
O. 6	hW	10-7 VMI	2-0
O. 13	hT	7-7 Florida	2-0-1
O. 20	hW	20-10 Georgetown	3-0-1
O. 27	aL	7-35 Notre Dame	3-1-1
N. 3	hT	0-0 Alabama	3-1-2
N. 10	aL	0-7 Penn State	3-2-2
N. 17	hT	3-3 Kentucky	3-2-3
N. 29	hT	0-0 Auburn (Thanksgiving)	3-2-4

1924 ■ Record: 5-3-1 (SC: 3-2-1, H: 5-2-1, A: 0-1)

Captain: George Gardner

Date	Result	Opponent	Record
S. 27	hW	19-0 Oglethorpe	1-0
O. 4	hW	3-0 VMI	2-0
O. 11	hT	7-7 Florida	2-0-1
O. 18	hW	15-13 Penn State	3-0-1
O. 25	hL	0-14 Alabama	3-1-1
N. 1	aL	3-34 Notre Dame	3-2-1
N. 8	hW	28-7 LSU	4-2-1
N. 15	hL	0-3 Vanderbilt	4-3-1
N. 27	hW	7-0 Auburn (Thanksgiving)	5-3-1



YEAR-BY-YEAR SCORES (1925-1940)



A crowd of 32,273 attended the Tech-UGA game in 1925.

13 Consecutive Bowl Appearances ■ 2009 ACC Champions

1925 ■ Record: 6-2-1 (SC: 4-1-1, H: 4-2-1, A: 1-0, N: 1-0)

Captain: S.D. Wycoff

Date	Result	Opponent	Record
S. 28	hW	Oglethorpe	1-0
O. 3	hW	VMI	2-0
O. 10	nW	Penn State (Yankee Stadium)	3-0
O. 17	hW	Florida	4-0
O. 24	hL	Alabama	4-1
O. 31	hL	Notre Dame	4-2
N. 7	aW	Vanderbilt	5-2
N. 14	hW	Georgia	6-2
N. 26	hT	Auburn (Thanksgiving)	6-2-1

1926 ■ Record: 4-5 (SC: 4-3, H: 4-4, A: 0-1)

Captain: Owen Pool

Date	Result	Opponent	Record
S. 25	hL	Oglethorpe	0-1
O. 2	hW	VMI	1-1
O. 9	hW	Tulane	2-1
O. 16	hL	Alabama	2-2
O. 23	hW	Washington & Lee	3-2
O. 30	aL	Notre Dame	3-3
N. 6	hL	Vanderbilt	3-4
N. 13	hL	Georgia	3-5
N. 25	hW	Auburn (Thanksgiving)	4-5

1927 ■ Record: 8-1-1 (SC: 7-0-1, H: 8-0, A: 0-1-1)

SOUTHERN CONFERENCE CHAMPIONS

Captain: E.J. Crowley

Date	Result	Opponent	Record
O. 1	hW	VMI	1-0
O. 8	hW	Tulane	2-0
O. 15	hW	Alabama	3-0
O. 22	hW	North Carolina	4-0
O. 29	aL	Notre Dame	4-1
N. 5	aT	Vanderbilt	4-1-1
N. 12	hW	LSU	5-1-1
N. 19	hW	Oglethorpe	6-1-1
N. 24	hW	Auburn (Thanksgiving)	7-1-1
D. 3	hW	Georgia	8-1-1

1928 ■ Record: 10-0 (SC: 7-0, H: 7-0, A: 2-0, N: 1-0)

CO-NATIONAL CHAMPIONS (INS)

SOUTHERN CONFERENCE CHAMPIONS

Captain: H.R. Pund

Date	Result	Opponent	Record
O. 6	hW	VMI	1-0
O. 13	aW	Tulane	2-0
O. 20	hW	Notre Dame	3-0
O. 27	aW	North Carolina	4-0
N. 3	hW	Oglethorpe	5-0
N. 10	hW	Vanderbilt	6-0
N. 17	hW	Alabama	7-0
N. 29	hW	Auburn (Thanksgiving)	8-0
D. 8	hW	Georgia	9-0

Rose Bowl (Pasadena, Calif.)

J. 1	nW	California	10-0
------	----	------------	------

1929 ■ Record: 3-6 (SC: 3-5, H: 3-3, A: 0-3)

Captain: Harold Rusk

Date	Result	Opponent	Record
O. 5	hW	Mississippi A&M	1-0
O. 12	hL	North Carolina	1-1
O. 19	hW	Florida	2-1
O. 26	aL	Tulane	2-2
N. 2	hL	Notre Dame	2-3
N. 9	aL	Vanderbilt	2-4
N. 16	hL	Alabama	2-5
N. 28	hW	Auburn (Thanksgiving)	3-5
D. 7	aL	Georgia	3-6

1930 ■ Record: 2-6-1 (SC: 2-4-1, H: 2-4, A: 0-2-1)

Captain: Earl Dunlap

Date	Result	Opponent	Record
O. 4	hW	South Carolina	1-0
O. 11	aL	Carnegie Tech	1-1
O. 18	hW	Auburn	2-1
O. 25	hL	Tulane	2-2
N. 1	aT	North Carolina	2-2-1
N. 8	hL	Vanderbilt	2-3-1
N. 15	aL	Pennsylvania	2-4-1
N. 27	hL	Florida (Thanksgiving)	2-5-1
D. 6	hL	Georgia	2-6-1

1931 ■ Record: 2-7-1 (SC: 2-4-1, H: 2-4, A: 0-3-1)

Captain: H.C. Neblett

Date	Result	Opponent	Record
O. 3	hW	South Carolina	1-0
O. 10	hL	Carnegie Tech	1-1
O. 17	hL	Auburn	1-2
O. 24	aL	Tulane	1-3
O. 31	hL	Vanderbilt	1-4
N. 7	aT	North Carolina	1-4-1
N. 14	aL	Pennsylvania	1-5-1
N. 21	hW	Florida	2-5-1
N. 28	aL	Georgia	2-6-1
D. 26	hL	California	2-7-1

1932 ■ Record: 4-5-1 (SC: 4-4-1, H: 2-3-1, A: 2-2)

Captain: H.C. Neblett

Date	Result	Opponent	Record
O. 1	hW	Clemson	1-0
O. 8	hL	Kentucky	1-1
O. 15	hL	Auburn	1-2
O. 22	aW	North Carolina	2-2
O. 29	aL	Vanderbilt	2-3
N. 5	hL	Tulane	2-4
N. 12	hW	Alabama	3-4
N. 19	aW	Florida	4-4
N. 26	hT	Georgia	4-4-1
D. 17	aL	California	4-5-1

1933 ■ Record: 5-5 (SEC: 2-5, H: 4-4, A: 1-1)

Captains: E.E. Laws, R.H. Tharpe

Date	Result	Opponent	Record
S. 30	hW	Clemson	1-0
O. 7	aL	Kentucky	1-1
O. 14	hW	Auburn	2-1
O. 21	hL	Tulane	2-2
O. 28	aW	North Carolina	3-2
N. 4	hL	Vanderbilt	3-3
N. 11	hW	Florida	4-3
N. 18	hL	Alabama	4-4
N. 25	hL	Georgia	4-5
D. 2	hW	Duke	5-5

1934 ■ Record: 1-9 (SEC: 0-6, H: 1-4, A: 0-5)

Captain: Jack Phillips

Date	Result	Opponent	Record
S. 29	hW	Clemson	1-0
O. 6	hL	Vanderbilt	1-1
O. 13	aL	Duke	1-2
O. 20	aL	Michigan	1-3
O. 27	aL	Tulane	1-4
N. 3	hL	North Carolina	1-5
N. 10	hL	Auburn	1-6
N. 17	hL	Alabama	1-7
N. 24	aL	Florida	1-8
D. 1	aL	Georgia	1-9

1935 ■ Record: 5-5 (SEC: 3-4, H: 5-2, A: 0-3)

Captain: R.W. Eubanks

Date	Result	Opponent	Record
S. 28	hW	Presbyterian	1-0
O. 5	hW	Sewanee	2-0
O. 12	aL	Kentucky	2-1
O. 19	hW	Duke	3-1
O. 26	aL	North Carolina	3-2
N. 2	hL	Vanderbilt	3-3
N. 9	hL	Auburn	3-4
N. 16	aL	Alabama (@Birmingham)	3-5
N. 23	hW	Florida	4-5
N. 30	hW	Georgia	5-5

► The Associated Press began its college football poll in 1936. The numbers indicate Georgia Tech's rank on the left and the opponent's rank on the right at the time of the game.

1936 ■ Record: 5-5-1 (SEC: 3-3-1, H: 5-3, A: 0-2-1)

Captain: J.W. FitzSimmons

Date	Result	Opponent	GT	Opp	Record
S. 26	hW	55-0 Presbyterian			1-0
O. 3	hW	58-0 Sewanee			2-0
O. 10	hW	34-0 Kentucky			3-0
O. 17	aL	6-19 Duke			3-1
O. 24	aT	0-0 Vanderbilt			3-1-1
O. 31	hL	13-14 Clemson			3-2-1
N. 7	hL	12-13 Auburn	20		3-3-1
N. 14	hL	16-20 Alabama	4		3-4-1
N. 21	hW	38-14 Florida			4-4-1
N. 28	aL	6-16 Georgia			4-5-1
D. 26	hW	13-7 California			5-5-1

First night game in Georgia Tech history

1937 ■ Record: 6-3-1 (SEC: 3-2-1, H: 4-2-1, A: 2-1)

Captain: Fletcher Sims

Date	Result	Opponent	GT	Opp	Record
S. 24	hW	59-0 Presbyterian			1-0
O. 2	hW	28-0 Mercer			2-0
O. 9	aW	32-0 Kentucky			3-0
O. 16	hL	19-20 Duke		*10	3-1
O. 23	hL	0-21 Auburn		20	3-2
O. 30	hW	14-0 Vanderbilt			4-2
N. 6	hW	7-0 Clemson			5-2
N. 13	aL	0-7 Alabama (@Birmingham)	3		5-3
N. 20	aW	12-0 Florida			6-3
N. 27	hT	6-6 Georgia			6-3-1

* Ranking in first poll released Oct. 18

1938 ■ Record: 3-4-3 (SEC: 2-1-3, H: 3-1-2, A: 0-3-1)

Captain: Jack Chivington

Date	Result	Opponent	GT	Opp	Record
O. 1	hW	19-0 Mercer			1-0
O. 8	hL	6-14 Notre Dame		*5	1-1
O. 15	aL	0-6 Duke		*9	1-2
O. 22	hW	7-6 Auburn			2-2
O. 29	aL	7-13 Vanderbilt			2-3
N. 5	hW	19-18 Kentucky			3-3
N. 12	hT	14-14 Alabama	16		3-3-1
N. 19	hT	0-0 Florida			3-3-2
N. 26	aT	0-0 Georgia			3-3-3
D. 26	aL	0-13 California			3-4-3

* Ranking in first poll released Oct. 17

1939 ■ Record: 8-2 (SEC: 6-0, H: 5-1, A: 2-1, N: 1-0)

SEC CO-CHAMPIONS

Captain: R.W. Murphy

Date	Result	Opponent	GT	Opp	Record
O. 7	aL	14-17 Notre Dame		*2	0-1
O. 14	hW	35-0 Howard (Ala.)			1-1
O. 21	hW	14-6 Vanderbilt			2-1
O. 28	hW	7-6 Auburn			3-1
N. 4	hL	6-7 Duke	12		3-2
N. 11	hW	13-6 Kentucky	18		4-2
N. 18	aW	6-0 Alabama (@Birmingham)			5-2
N. 25	aW	21-7 Florida	19		6-2
D. 2	hW	13-0 Georgia			7-2

Orange Bowl (Miami, Fla.)

J. 1	nW	21-7 Missouri	16	6	8-2
------	----	---------------	----	---	-----

* Ranking in first poll released Oct. 16

Final Ranking: 16 (AP)

1940 ■ Record: 3-7 (SEC: 1-5, H: 3-3, A: 0-4)

Captain: N.W. Cavette

Date	Result	Opponent	GT	Opp	Record
O. 5	hW	27-0 Howard (Ala.)			1-0
O. 12	aL	20-26 Notre Dame		*6	1-1
O. 19	hW	19-0 Vanderbilt			2-1
O. 26	hL	7-16 Auburn			2-2
N. 2	aL	7-41 Duke	18		2-3
N. 9	aL	7-26 Kentucky (@Louisville)			2-4
N. 16	hL	13-14 Alabama	14		2-5
N. 23	hL	7-16 Florida			2-6
N. 30	aL	19-21 Georgia			2-7
D. 28	hW	13-0 California			3-7

* Ranking in first poll released Oct. 14



YEAR-BY-YEAR SCORES (1941-1948)

1941 ■ Record: 3-6 (SEC: 2-4, H: 3-3, A: 0-3)

Captain: C.R. Sanders

Date	Result	Opponent	GT	Opp	Record
O. 4	hW	20-0 Chattanooga			1-0
O. 11	hL	0-20 Notre Dame		*8	1-1
O. 18	aL	7-14 Vanderbilt			1-2
O. 25	hW	28-14 Auburn			2-2
N. 1	hL	0-14 Duke		4	2-3
N. 8	hW	20-13 Kentucky			3-3
N. 15	aL	0-20 Alabama (@Birmingham)	9	3-4	
N. 22	aL	7-14 Florida			3-5
N. 29	hL	0-21 Georgia		20	3-6

* Ranking in first poll released Oct. 13

1942 ■ Record: 9-2 (SEC: 4-1, H: 6-0, A: 3-1, N: 0-1)

Captain: Jack Marshall

Date	Result	Opponent	GT	Opp	Record
S. 26	hW	15-0 Auburn	*6	4	1-0
O. 3	aW	13-6 Notre Dame	*6		2-0
O. 10	hW	30-6 Chattanooga	*6		3-0
O. 17	hW	33-0 Davidson	6		4-0
O. 24	aW	21-0 Navy	6		5-0
O. 31	aW	26-7 Duke	5		6-0
N. 7	hW	47-7 Kentucky	3		7-0
N. 14	hW	7-0 Alabama	2	5	8-0
N. 21	hW	20-7 Florida	2		9-0
N. 28	aL	0-34 Georgia	2	5	9-1

Cotton Bowl (Dallas, Texas)

J. 1 nL 7-14 Texas 5 11 9-2

* Ranking in first poll released Oct. 12

Final Ranking: 5 (AP)

1943 ■ Record: 8-3 (SEC: 3-0, H: 6-1, A: 1-2, N: 1-0)

SEC CHAMPIONS

Captains: George Manning, John Steber

Date	Result	Opponent	GT	Opp	Record
S. 25	hW	20-7 North Carolina			1-0
O. 2	aL	13-55 Notre Dame		*1	1-1
O. 9	hW	35-7 Ga. Navy Pre-Flight			2-1
O. 16	hW	27-0 Ft. Benning			3-1
O. 23	aL	14-28 Navy (@Baltimore, Md.)	3	3-2	
O. 30	hL	7-14 Duke		8	3-3
N. 6	hW	42-7 LSU		20	4-3
N. 13	aW	33-0 Tulane	19		5-3
N. 20	hW	41-6 Clemson	15		6-3
N. 27	hW	48-0 Georgia	14		7-3

Sugar Bowl (New Orleans, La.)

J. 1 nW 20-18 Tulsa 13 15 8-3

* Ranking in first poll released Oct. 4

Final Ranking: 13 (AP)

1944 ■ Record: 8-3 (SEC: 4-0, H: 7-1, A: 1-1, N: 0-1)

SEC CHAMPIONS

Captain: Phillip Tinsley


Date	Result	Opponent	GT	Opp	Record
S. 30	hW	51-0 Clemson	*10		1-0
O. 7	hW	28-0 North Carolina	*10		2-0
O. 14	hW	27-0 Auburn	10		3-0
O. 21	hW	17-15 Navy	8	9	4-0
O. 27	hW	13-7 Georgia Navy Pre-Flight	5		5-0
N. 4	aL	13-19 Duke	5		5-1
N. 11	hW	34-7 Tulane	13		6-1
N. 18	aW	14-6 LSU	9		7-1
N. 25	hL	0-21 Notre Dame	10	18	7-2
D. 2	hW	44-0 Georgia			8-2

Orange Bowl (Miami, Fla.)


J. 1 nL 12-26 Tulsa 13 8-3

* Ranking in first poll released Oct. 9

Final Ranking: 13 (AP)



Clint Castleberry helped Tech beat #5 Alabama in '42.



William Alexander coached Tech from 1920-1944.



Tech beat Tulsa in the Jan. 1, 1944 Sugar Bowl.



Bobby Dodd

Tennessee (1931)

Record: 165-64-8 (.713)

1945-1966 ■ 22 Seasons

1945 ■ Record: 4-6 (SEC: 2-2, H: 2-5, A: 2-1)

Captain: Paul Duke

Date	Result	Opponent	GT	Opp	Record
S. 29	aW	20-14 North Carolina			1-0
O. 6	hL	7-40 Notre Dame		*3	1-1
O. 13	hW	43-0 Howard (Ala.)			2-1
O. 20	aL	6-20 Navy (@Baltimore, Md.)		2	2-2
O. 27	hW	20-7 Auburn			3-2
N. 3	hL	6-14 Duke		18	3-3
N. 10	aW	41-7 Tulane			4-3
N. 17	hL	7-9 LSU			4-4
N. 24	hL	7-21 Clemson			4-5
D. 1	hL	0-33 Georgia			4-6

* Ranking in first poll released Oct. 8

1946 ■ Record: 9-2 (SEC: 4-2, H: 6-0, A: 2-2, N: 1-0)

Captain: R.T. Davis

Date	Result	Opponent	GT	Opp	Record
S. 28	aL	9-13 Tennessee		*8	0-1
O. 5	hW	32-6 VMI			1-1
O. 12	hW	24-7 Mississippi			2-1
O. 19	aW	26-7 LSU		12	3-1
O. 26	hW	27-6 Auburn	15		4-1
N. 2	aW	14-0 Duke	16	19	5-1
N. 9	hW	28-20 Navy	8		6-1
N. 16	hW	35-7 Tulane	7		7-1
N. 23	hW	41-7 Furman	6		8-1
N. 30	aL	7-35 Georgia	7	3	8-2

Oil Bowl (Houston, Texas)

J. 1 nW 41-19 St. Mary's 11 9-2

* Ranking in first poll released Oct. 7

Final Ranking: 11 (AP)

1947 ■ Record: 10-1 (SEC: 4-1, H: 7-0, A: 2-1, N: 1-0)

Captains: Bill Healy, Rollo Phillips

Date	Result	Opponent	GT	Opp	Record
S. 27	hW	27-0 Tennessee	*4		1-0
O. 4	aW	20-6 Tulane	*4		2-0
O. 11	hW	20-0 VMI	4		3-0
O. 18	hW	27-7 Auburn	5		4-0
O. 25	hW	38-0 The Citadel	7		5-0
N. 1	hW	7-0 Duke	6	9	6-0
N. 8	aW	16-14 Navy (@Baltimore)	6		7-0
N. 15	aL	7-14 Alabama (@Birmingham)	6	14	7-1
N. 22	hW	51-0 Furman	10		8-1
N. 29	hW	7-0 Georgia	9		9-1

Orange Bowl (Miami, Fla.)

J. 1 nW 20-14 Kansas 10 12 10-1

* Ranking in first poll released Oct. 6

Final Ranking: 10 (AP)

1948 ■ Record: 7-3 (SEC: 4-3, H: 5-2, A: 2-1)

Captains: George Brodnax, Jim Castleberry

Date	Result	Opponent	GT	Opp	Record
S. 25	aW	13-0 Vanderbilt	*6		1-0
O. 2	hW	13-7 (t) Tulane	*6		2-0
O. 9	hW	27-0 Washington & Lee	*6		3-0
O. 16	hW	27-0 Auburn	7		4-0
O. 23	hW	42-7 Florida	6		5-0
O. 30	aW	19-7 Duke	6		6-0
N. 6	hL	6-13 (t) Tennessee	6		6-1
N. 13	hL	12-14 (t) Alabama	11		6-2
N. 20	hW	54-0 The Citadel	20		7-2
N. 27	aL	13-21 Georgia		12	7-3

* Ranking in first poll released Oct. 4

t-Televised in Atlanta only on WSB-TV

Introduction

2010 Preview

Players

Staff

2009 Review

Records

History



YEAR-BY-YEAR SCORES (1949-1957)

13 Consecutive Bowl Appearances ■ 2009 ACC Champions

1949 ■ Record: 7-3 (SEC: 5-2, H: 6-1, A: 1-2)

Date	Result	Opponent	GT	Opp	Rec	Att
S. 24	hW 12-7	(t) Vanderbilt			1-0	39,000
O. 1	aL 0-18	Tulane		*4	1-1	55,000
O. 8	hW 36-0	(t) Washington & Lee			2-1	25,000
O. 15	hW 35-21	(t) Auburn			3-1	33,000
O. 22	aW 43-14	Florida			4-1	27,000
O. 29	hL 14-27	(t) Duke (H)			4-2	38,000
N. 5	hW 30-13	Tennessee		14	5-2	NA
N. 12	aL 7-20	Alabama (@Birmingham)			5-3	43,000
N. 19	hW 13-3	(t) South Carolina			6-3	20,000
N. 26	hW 7-6	(t) Georgia			7-3	40,000

* Ranking in first poll released Oct. 3

t-Televised in Atlanta only on WSB-TV

1950 ■ Record: 5-6 (SEC: 4-2, H: 3-4, A: 2-2)

Date	Result	Opponent	GT	Opp	Rec	Att
S. 23	aL 13-33	SMU		*10	0-1	NA
S. 30	hL 0-7	South Carolina			0-2	25,000
O. 7	hW 16-13	Florida			1-2	25,000
O. 14	aW 13-0	LSU			2-2	42,000
O. 21	hW 20-0	Auburn			3-2	30,000
O. 28	hL 14-28	Kentucky (H)		4	3-3	35,000
N. 4	aL 21-30	Duke			3-4	30,000
N. 11	hL 13-14	VMI			3-5	22,000
N. 18	hL 19-54	Alabama			3-6	38,000
N. 25	hW 46-14	Davidson			4-6	20,000
D. 2	aW 7-0	Georgia			5-6	50,000

* Preseason poll

1951 ■ Record: 11-0-1 (SEC: 7-0, H: 6-0-1, A: 4-0, N: 1-0)

SEC CHAMPIONS						
Date	Result	Opponent	GT	Opp	Rec	Att
S. 22	hW 21-7	SMU			1-0	33,000
S. 29	aW 27-0	Florida			2-0	39,000
O. 6	aW 13-7	Kentucky	11	17	3-0	35,000
O. 13	hW 25-7	LSU	8		4-0	30,000
O. 20	hW 27-7	Auburn	5		5-0	31,000
O. 27	aW 8-7	Vanderbilt	3		6-0	26,000
N. 3	hT 14-14	Duke (H)	5		6-0-1	36,000
N. 10	hW 34-7	VMI	8		7-0-1	21,000
N. 17	aW 27-7	Alabama (@Birmingham)	7		8-0-1	35,000
N. 24	hW 34-7	Davidson	7		9-0-1	18,000
D. 1	hW 48-6	Georgia	6		10-0-1	40,000

Orange Bowl (Miami, Fla.)						
Date	Result	Opponent	GT	Opp	Rec	Att
J. 1	nW 17-14	Baylor	5	9	11-0-1	65,837

Final Ranking: 5 (AP)

1952 ■ Record: 12-0 (SEC: 6-0, H: 8-0, A: 3-0, N: 1-0)

CO-NATIONAL CHAMPIONS						
SEC CHAMPIONS						
Date	Result	Opponent	GT	Opp	Rec	Att
S. 20	hW 54-6	The Citadel	*3		1-0	22,000
S. 27	hW 17-14	Florida	*3		2-0	30,939
O. 4	aW 20-7	SMU	6		3-0	41,000
O. 11	hW 14-0	Tulane	5		4-0	27,913
O. 18	hW 33-0	Auburn	4		5-0	34,689
O. 25	hW 30-0	Vanderbilt (H)	5		6-0	35,373
N. 1	aW 28-7	Duke	4	6	7-0	40,000
N. 8	hW 45-6	Army	3		8-0	40,000
N. 15	hW 7-3	(t) Alabama	2	12	9-0	38,063
N. 22	hW 30-0	Florida State	2		10-0	25,000
N. 29	aW 23-9	Georgia	3		11-0	50,000

Sugar Bowl (New Orleans, La.)						
Date	Result	Opponent	GT	Opp	Rec	Att
J. 1	nW 24-7	(t1) Mississippi	2	7	12-0	80,187

* Preseason poll

Final Rankings: 1 (INS), 2 (AP), 2 (UPI)

1953 ■ Record: 9-2-1 (SEC: 4-1-1, H: 6-0, A: 2-2-1, N: 1-0)

Captains: Sam Hensley, Ed Gossage, Orville Vereen						
Date	Result	Opponent	GT	Opp	Rec	Att
S. 19	hW 53-0	Davidson	*3		1-0	22,000
S. 26	aT 0-0	Florida	*3	15	1-0-1	41,000
O. 3	hW 6-4	SMU	9		2-0-1	37,000
O. 10	aW 27-13	Tulane	10		3-0-1	30,000
O. 17	hW 36-6	Auburn	6	19	4-0-1	39,500
O. 24	aL 14-27	Notre Dame	4	1	4-1-1	58,254
O. 31	aW 43-0	Vanderbilt	8		5-1-1	24,000
N. 7	hW 20-7	Clemson (H)	6		6-1-1	35,000
N. 14	aL 6-13	Alabama (@Birmingham)	5		6-2-1	42,500
N. 21	hW 13-10	Duke	12	15	7-2-1	40,000
N. 28	hW 28-12	Georgia	10		8-2-1	41,000

Sugar BowlII (New Orleans, La.)						
Date	Result	Opponent	GT	Opp	Rec	Att
J. 1	nW 42-19	(t1) West Virginia	8	10	9-2-1	70,500

* Preseason poll

Final Rankings: 8 (AP), 9 (UPI)

1954 ■ Record: 8-3 (SEC: 6-2, H: 5-2, A: 2-1, N: 1-0)

Captain: Larry Morris						
Date	Result	Opponent	GT	Opp	Rec	Att
S. 18	hW 28-0	Tulane	*7		1-0	28,000
S. 25	hL 12-13	Florida	5		1-1	30,000
O. 2	aW 10-7	SMU			2-1	34,000
O. 9	hW 30-20	LSU			3-1	28,000
O. 16	hW 14-7	Auburn	19		4-1	40,000
O. 23	hL 6-13	Kentucky (H)	15		4-2	34,000
O. 30	aL 20-21	Duke		16	4-3	33,000
N. 6	hW 28-7	Tennessee			5-3	40,000
N. 13	hW 20-0	(t) Alabama			6-3	40,000
N. 27	aW 7-3	Georgia			7-3	50,000

Cotton Bowl (Dallas, Texas)						
Date	Result	Opponent	GT	Opp	Rec	Att
J. 1	nW 14-6	(t6) Arkansas		10	8-3	75,500

* Preseason poll

Final Rankings: 13 (UPI), NR (AP)

1955 ■ Record: 9-1-1 (SEC: 4-1-1, H: 5-1, A: 3-0-1, N: 1-0)

Captain: Jimmy Morris						
Date	Result	Opponent	GT	Opp	Rec	Att
S. 17	hW 14-6	(t6) Miami (Fla.)	*10		1-0	39,500
S. 24	aW 14-7	Florida	2	19	2-0	40,000
O. 1	hW 20-7	SMU	3		3-0	34,000
O. 8	aW 7-0	LSU	4		4-0	60,000
O. 15	hL 12-14	Auburn	5	17	4-1	40,000
O. 22	hW 34-0	Florida State	13		5-1	30,000
O. 29	hW 27-0	Duke (H)	12	17	6-1	40,000
N. 5	aT 7-7	Tennessee	8		6-1-1	50,000
N. 12	aW 26-2	Alabama (@Birmingham)	11		7-1-1	38,000
N. 26	hW 21-3	Georgia	9		8-1-1	40,000
J. 2	nW 7-0	(t1) Pittsburgh (Sugar Bowl)	7	11	9-1-1	80,174

* Preseason poll

Final Rankings: 7 (AP), 7 (UPI)

1956 ■ Record: 10-1 (SEC: 7-1, H: 4-1, A: 5-0, N: 1-0)

Captains: Wade Mitchell, George Volkert						
Date	Result	Opponent	GT	Opp	Rec	Att
S. 22	aW 14-6	(t6) Kentucky	*4		1-0	30,000
S. 29	aW 9-7	SMU	2	5	2-0	46,000
O. 13	hW 39-7	LSU	3		3-0	39,500
O. 20	hW 28-7	Auburn	3		4-0	40,000
O. 27	hW 40-0	Tulane (H)	3	15	5-0	40,000
N. 3	aW 7-0	Duke	2		6-0	38,000
N. 10	hL 0-6	Tennessee	2	3	6-1	40,000
N. 17	hW 27-0	Alabama	4		7-1	38,500
N. 24	aW 28-0	Florida	5	13	8-1	37,000
D. 1	aW 35-0	Georgia	4		9-1	50,000

Gator Bowl (Jacksonville, Fla.)						
Date	Result	Opponent	GT	Opp	Rec	Att
D. 29	nW 21-14	(t5) Pittsburgh	4	13	10-1	37,683

* Preseason poll

Final Rankings: 4 (AP), 4 (UPI)

1957 ■ Record: 4-4-2 (SEC: 3-4-1, H: 2-2-2, A: 2-2)

Captain: Don Stephenson						
Date	Result	Opponent	GT	Opp	Rec	Att
S. 21	hW 13-0	Kentucky	*11	20	1-0	40,000
S. 28	hT 0-0	SMU	3	15	1-0-1	39,000
O. 12	aL 13-20	LSU	17		1-1-1	62,500
O. 19	hL 0-3	Auburn		9	1-2-1	40,000
O. 26	aW 20-13	Tulane			2-2-1	25,000
N. 2	hW 13-0	Duke (H)		7	3-2-1	40,000
N. 9	aL 6-21	Tennessee	18	9	3-3-1	45,500
N. 16	aW 10-7	Alabama (@Birmingham)			4-3-1	30,000

TV Guide

T1 ABC	T5 CBS	T9 ESPNU
T2 ESPN	T6 NBC	T10 Other
T3 ESPN2	T7 Fox Sports Net	
T4 Raycom	T8 TBS	



YEAR-BY-YEAR SCORES (1958-1966)

N. 23	hT	0-0	Florida	4-3-2	40,000
N. 30	hL	0-7	Georgia	4-4-2	40,000

* Preseason poll

1958 ■ Record: 5-4-1 (SEC: 2-3-1, H: 4-1-1, A: 1-3)

Captain: Foster Watkins

Date	Result	Opponent	GT	Opp	Rec	Att
S. 20	aL	0-13			0-1	30,000
S. 26	hW	17-3			1-1	40,391
O. 4	hW	14-0			2-1	38,000
O. 11	hW	21-7			3-1	44,726
O. 18	hT	7-7		2	3-1-1	44,726
O. 25	aL	0-20	17		3-2-1	27,000
N. 1	aW	10-8			4-2-1	30,000
N. 8	hW	13-0		17	5-2-1	44,726
N. 15	hL	8-17	20		5-3-1	44,726
N. 29	aL	3-16			5-4-1	50,000

1959 ■ Record: 6-5 (SEC: 3-3, H: 2-3, A: 4-1, N: 0-1)

Captain: Maxie Baughan

Date	Result	Opponent	GT	Opp	Rec	Att
S. 19	aW	14-12			1-0	35,000
S. 26	hW	16-12	16	6	2-0	43,000
O. 3	hW	16-6		7	3-0	44,174
O. 10	aW	14-7		3	4-0	45,021
O. 17	hL	6-7		4	4-1	44,174
O. 24	aW	21-13		9	5-1	30,000
O. 31	hL	7-10		9	5-2	44,174
N. 7	aW	14-10	19		6-2	58,575
N. 14	aL	7-9	15		6-3	43,500
N. 28	hL	14-21		6	6-4	44,174

Gator Bowl (Jacksonville, Fla.)

J. 2	nL	7-14		9	6-5	45,104
------	----	------	--	---	-----	--------

1960 ■ Record: 5-5 (SEC: 4-4, H: 4-1, A: 1-4)

Captain: Gerald Burch

Date	Result	Opponent	GT	Opp	Rec	Att
S. 17	hW	23-13			1-0	40,594
S. 24	aW	16-13	13		2-0	35,000
O. 1	aL	17-18	10		2-1	39,000
O. 8	hW	6-2			3-1	44,176
O. 15	aL	7-9		19	3-2	44,000
O. 22	hW	14-6			4-2	43,608
O. 29	aL	0-6		15	4-3	40,000
N. 5	hW	14-7		8	5-3	45,072
N. 12	hL	15-16			5-4	44,006
N. 26	aL	6-7			5-5	55,000

► From 1961-1967, the AP poll ranked only 10 teams

1961 ■ Record: 7-4 (SEC: 4-3, H: 5-0, A: 2-3, N: 0-1)

Captains: Chick Graning, Willie McGaughey, Billy Williamson

Date	Result	Opponent	GT	Opp	Rec	Att
S. 22	aW	27-7		9	1-0	39,590
S. 30	hW	24-0			2-0	43,501
O. 7	aL	0-10	3		2-1	66,000
O. 14	hW	21-0			3-1	44,015
O. 21	hW	7-6		8	4-1	45,376
O. 28	aW	35-0		9	5-1	18,000
N. 4	hW	20-0		7	6-1	44,940
N. 11	aL	6-10		9	6-2	46,000
N. 18	aL	0-10		2	6-3	53,000
D. 2	hW	22-7			7-3	47,098

Gator Bowl (at Jacksonville, Fla.)

D. 30	nL	15-30	13	17	7-4	50,202
-------	----	-------	----	----	-----	--------

Final Ranking: 13 (AP), 13 (UPI)

1962 ■ Record: 7-3-1 (SEC: 5-2, H: 4-1-1, A: 3-1, N: 0-1)


Captain: Tom Winingder

Date	Result	Opponent	GT	Opp	Rec	Att
S. 22	hW	26-9			1-0	51,140
S. 29	aW	17-0	8		2-0	44,500
O. 6	hL	7-10	5		2-1	49,744
O. 13	hW	17-0	11		3-1	52,223
O. 20	aL	14-17			3-2	56,319
O. 27	hW	42-12			4-2	46,370
N. 3	aW	20-9			5-2	44,000
N. 10	hT	14-14			5-2-1	43,802
N. 17	hW	7-6		1	6-2-1	52,971
D. 1	aW	37-6			7-2-1	55,000

Bluebonnet Bowl (at Houston, Texas)

D. 22	nL	10-14			7-3-1	55,000
-------	----	-------	--	--	-------	--------

Final Ranking: 11 (UPI), NR (AP)



Bobby Dodd and the Yellow Jackets celebrate a 7-6 win over No. 1 Alabama in 1962.

1963 ■ Record: 7-3 (SEC: 4-3, H: 5-1, A: 2-2)

Captain: Billy Lothridge

Date	Result	Opponent	GT	Opp	Rec	Att
S. 14	hW	9-0			1-0	43,000
S. 28	hW	27-0	9		2-0	33,916
O. 5	aL	6-7	7		2-1	68,000
O. 12	aW	23-7			3-1	51,527
O. 19	hL	21-29		8	3-2	53,091
O. 26	aW	17-3			4-2	15,000
N. 2	hW	30-6			5-2	52,266
N. 9	hW	15-7			6-2	49,804
N. 16	aL	11-27		7	6-3	54,000
N. 30	hW	14-3			7-3	53,052

1964 ■ Record: 7-3 (H: 4-2, A: 2-1, N: 1-0)

Captains: Bill Curry, Johnny Gresham

Date	Result	Opponent	GT	Opp	Rec	Att
S. 19	hW	14-2			1-0	44,288
S. 26	hW	20-0			2-0	44,115
O. 3	hW	14-7			3-0	46,571
O. 9	nW	17-0			4-0	40,000
O. 17	aW	7-3			5-0	57,000
O. 24	hW	7-6			6-0	45,129
O. 31	aW	21-8		8	7-0	45,000
N. 7	hL	14-22		7	7-1	50,763
N. 14	hL	7-24		10	7-2	53,505
N. 28	aL	0-7		2	7-3	52,000

1965 ■ Record: 7-3-1 (H: 5-2, A: 1-1-1, N: 1-0)

Captains: John Battle, Tommy Bleick

Date	Result	Opponent	GT	Opp	Rec	Att
S. 18	aT	10-10			0-0-1	22,275
S. 25	hL	10-14			0-1-1	45,843
O. 2	hW	38-6			1-1-1	46,736
O. 9	aW	13-10			2-1-1	35,000
O. 16	hW	23-14			3-1-1	50,164
O. 23	hW	37-16			4-1-1	49,793
O. 30	hW	35-23			5-1-1	46,981
N. 6	aL	7-21			5-2-1	52,174
N. 13	hW	42-19			6-2-1	40,094
N. 27	hL	7-17			6-3-1	52,013

Gator Bowl (at Jacksonville, Fla.)

J. 1	nW	31-21		10	7-3-1	60,127
------	----	-------	--	----	-------	--------

1966 ■ Record: 9-2 (H: 7-0, A: 2-1, N: 0-1)

Captains: Jim Breland, Bill Moorer, Billy Schroer, Sammy Burke

Date	Result	Opponent	GT	Opp	Rec	Att
S. 17	hW	38-3			1-0	36,215
S. 24	hW	42-0			2-0	42,260
O. 1	hW	13-12	9		3-0	44,735
O. 8	hW	6-3		8	4-0	52,180
O. 15	aW	17-3		7	5-0	54,000
O. 22	hW	35-17		6	6-0	44,355
O. 29	aW	48-7		6	7-0	42,000
N. 5	hW	14-13		5	8-0	42,126
N. 12	hW	21-0		5	9-0	50,172
N. 26	aL	14-23		5	9-1	48,782

Orange Bowl (at Miami, Fla.)

J. 2	nL	12-27		8	9-2	72,426
------	----	-------	--	---	-----	--------

Final Ranking: 8 (AP), 8 (UPI)

Introduction

2010 Preview

Players

Staff

2009 Review

Records

History



YEAR-BY-YEAR SCORES (1967-1975)



Bud Carson
North Carolina (1952)
Record: 27-27-0 (.500)
1967-71 ■ 5 Seasons

1967 ■ Record: 4-6 (H: 3-3, A: 1-3)

Captains: Kim King, David Barber, Randall Edmunds

Date	Result	Opponent	GT	Opp	Rec	Att
S. 23	aW	17-10 Vanderbilt			1-0	24,000
S. 30	hW	24-7 Texas Christian			2-0	55,299
O. 7	hW	10-0 Clemson			3-0	59,588
O. 14	aL	13-24 (t1) Tennessee			3-1	55,119
O. 21	hL	10-28 Auburn			3-2	59,603
O. 28	aL	12-23 Tulane			3-3	29,643
N. 4	hW	19-7 Duke (H)			4-3	50,103
N. 10	aL	7-49 Miami (Fla.)			4-4	48,267
N. 18	hL	3-36 Notre Dame		9	4-5	60,024
N. 25	hL	14-21 (t1) Georgia			4-6	53,699

1968 ■ Record: 4-6 (H: 3-3, A: 1-3)

Captains: Bill Kinard, Joel Stevenson

Date	Result	Opponent	GT	Opp	Rec	Att
S. 21	hW	17-7 Texas Christian			1-0	43,273
S. 28	hL	7-10 Miami (Fla.)		15	1-1	44,774
O. 5	hW	24-21 Clemson			2-1	56,116
O. 12	hL	7-24 Tennessee		10	2-2	60,011
O. 19	aW	21-20 Auburn @Birmingham			3-2	50,000
O. 26	hW	23-19 Tulane (H)			4-2	47,481
N. 2	aL	30-46 Duke			4-3	25,000
N. 9	hL	15-35 Navy			4-4	31,624
N. 16	aL	6-34 Notre Dame		9	4-5	50,075
N. 30	aL	8-47 Georgia		4	4-6	59,537

1969 ■ Record: 4-6 (H: 4-3, A: 0-3)

Captains: Gene Spiotta, Renso Perdoni

Date	Result	Opponent	GT	Opp	Rec	Att
S. 20	hW	24-21 SMU			1-0	46,624
S. 27	hW	17-10 Baylor			2-0	37,776
O. 4	hL	10-21 Clemson			2-1	50,224
O. 11	aL	8-26 Tennessee		10	2-2	63,171
O. 18	hL	14-17 Auburn		15	2-3	59,464
O. 25	aL	18-29 Southern Cal		7	2-4	53,341
N. 1	hW	20-7 Duke (H)			3-4	41,113
N. 8	aL	7-14 Tulane			3-5	19,450
N. 15	hL	20-38 (t1) Notre Dame		9	3-6	41,104
N. 29	hW	6-0 Georgia			4-6	60,106

1970 ■ Record: 9-3 (H: 6-1, A: 2-2, N: 1-0)

Captains: Jack Williams, Renso Perdoni

Date	Result	Opponent	GT	Opp	Rec	Att
S. 12	hW	23-20 South Carolina		17	1-0	51,206
S. 19	hW	23-13 Florida State			2-0	50,324
S. 26	hW	31-21 Miami	19		3-0	44,246
O. 3	hW	28-7 Clemson	15		4-0	50,113
O. 10	hL	6-17 Tennessee	13	20	4-1	59,624
O. 17	aL	7-31 Auburn	16	8	4-2	62,391
O. 24	hW	20-6 Tulane			5-2	32,129
O. 31	aW	24-16 Duke			6-2	32,650
N. 7	hW	30-8 Navy (H)			7-2	50,105
N. 14	aL	7-10 Notre Dame		1	7-3	59,075
N. 28	aW	17-7 Georgia	16		8-3	59,803

Sun Bowl (at El Paso, Texas)

D. 19	nW	17-9 (t5) Texas Tech	13	19	9-3	30,512
-------	----	----------------------	----	----	-----	--------

Final Ranking: 13 (AP), 17 (UPI)

1971 ■ Record: 6-6 (H: 5-3, A: 1-2, N: 0-1)

Captains: Brent Cunningham, Jeff Ford

Date	Result	Opponent	GT	Opp	Rec	Att
S. 11	aL	7-24 South Carolina	17		0-1	54,842
S. 18	hW	10-0 Michigan State		18	1-1	50,646
S. 25	hL	13-16 Army			1-2	40,123
O. 2	hW	24-14 Clemson			2-2	50,239
O. 9	aL	6-10 Tennessee		13	2-3	63,671
O. 16	hL	14-31 Auburn		5	2-4	60,204
O. 23	aW	24-16 Tulane			3-4	50,248
O. 30	hW	21-0 Duke (H)			4-4	49,886
N. 6	hW	34-21 Navy			5-4	44,821

N. 13	hW	12-6 Florida State			6-4	44,261
N. 25	hL	24-28 (t1) Georgia (Thanksgiving)	7		6-5	60,124
Peach Bowl (at Atlanta)						
D. 30	nL	18-41 (t10) Mississippi	17		6-6	36,771



Bill Fulcher
Georgia Tech (1957)
Record: 12-10-1 (.543)
1972-73 ■ 2 Seasons

1972 ■ Record: 7-4-1 (H: 5-1-1, A: 1-3, N: 1-0)

Captains: Brad Boume, Rick Lantz

Date	Result	Opponent	GT	Opp	Rec	Att
S. 9	hL	3-34 (t1) Tennessee		15	0-1	52,112
S. 16	hW	34-6 South Carolina			1-1	48,224
S. 23	aW	21-16 Michigan State		18	2-1	44,141
S. 30	hT	36-36 Rice			2-1-1	41,179
O. 7	hW	31-9 Clemson			3-1-1	50,239
O. 21	aL	14-24 Auburn		14	3-2-1	60,261
O. 28	hW	21-7 Tulane (H)			4-2-1	48,096
N. 4	aL	14-20 Duke			4-3-1	37,300
N. 11	hW	42-10 Boston College			5-3-1	36,114
N. 18	hW	30-7 Navy			6-3-1	39,233
D. 2	aL	7-27 Georgia			6-4-1	60,241

Liberty Bowl (at Memphis, Tenn.)

D. 18	nW	31-30 (t1) Iowa State			7-4-1	50,021
-------	----	-----------------------	--	--	-------	--------

Final Ranking: 20 (AP), NR (UPI)

1973 ■ Record: 5-6 (H: 4-3, A: 0-3, N: 1-0)

Captains: Jim Owings, Steve Putnal

Date	Result	Opponent	GT	Opp	Rec	Att
S. 15	aL	28-41 South Carolina			0-1	51,584
S. 22	hL	6-23 Southern Cal		1	0-2	58,228
S. 29	hW	29-21 Clemson			1-2	48,062
O. 6	hW	14-10 Army			2-2	50,111
O. 13	aL	14-20 Tennessee		8	2-3	70,616
O. 20	hL	10-24 Auburn			2-4	59,123
O. 27	aL	14-23 Tulane			2-5	66,826
N. 3	hW	12-10 Duke (H)			3-5	47,129
N. 10	hW	36-7 VMI			4-5	38,112
N. 17	nW	26-22 Navy @Jacksonville			5-5	26,235
D. 1	hL	3-10 Georgia			5-6	60,316



Pepper Rodgers
Georgia Tech (1955)
Record: 34-31-2 (.522)
1974-1979 ■ 6 Seasons

1974 ■ Record: 6-5 (H: 5-2, A: 1-3)

Captains: Billy Shields, Joe Harris, Randy Rhino

Date	Result	Opponent	GT	Opp	Rec	Att
S. 9	hL	7-31 (t1) Notre Dame (Monday)		2	0-1	44,228
S. 14	hW	35-20 South Carolina			1-1	47,171
S. 21	hL	17-27 Pittsburgh		15	1-2	37,361
S. 28	aL	17-21 Clemson			1-3	42,000
O. 5	hW	28-24 Virginia			2-3	26,371
O. 12	hW	29-28 North Carolina (H)			3-3	38,413
O. 19	aL	22-31 Auburn		5	3-4	62,907
O. 26	hW	27-7 (t1) Tulane		18	4-4	48,623
N. 2	aL	0-9 Duke			4-5	34,500
N. 16	hW	22-0 Navy			5-5	41,132
N. 30	aW	34-14 Georgia			6-5	47,500

1975 ■ Record: 7-4 (H: 6-2, A: 1-2)

Captains: Mark Hunter, Rick Gibney, Steve Crawford

Date	Result	Opponent	GT	Opp	Rec	Att
S. 13	aL	17-23 South Carolina			0-1	51,428
S. 20	hW	38-23 Miami (Fla.)			1-1	32,334
S. 27	hW	33-28 Clemson			2-1	46,212
O. 4	hW	30-0 Florida State			3-1	35,261
O. 11	hW	38-10 VMI			4-1	40,194



YEAR-BY-YEAR SCORES (1976-1982)

O. 18	hL	27-31	Auburn	4-2	58,316	
O. 25	aW	23-0	Tulane	5-2	63,333	
N. 1	hW	21-6	Duke (H)	6-2	44,116	
N. 8	aL	3-24	Notre Dame	12	6-3	59,075
N. 15	hW	14-13	Navy	7-3	36,231	
N. 27	hL	26-42	(t1) Georgia (Thanksgiving)	15	7-4	55,135

1976 ■ Record: 4-6-1 (H: 3-3-1, A: 1-3)

Captains: Lucius Sanford, Leo Tierney, Tony Daykin

Date	Result	Opponent	GT	Opp	Rec	Att
S. 11	hL	17-27	(t1) South Carolina		0-1	38,923
S. 18	hL	14-42	Pittsburgh	3	0-2	43,424
S. 25	hT	24-24	Clemson		0-2-1	43,937
O. 2	hW	35-14	Virginia		1-2-1	38,119
O. 9	hL	7-42	Tennessee		1-3-1	55,631
O. 16	aW	28-10	Auburn		2-3-1	63,876
O. 23	hW	28-16	Tulane		3-3-1	31,214
O. 30	aL	7-31	Duke		3-4-1	30,300
N. 6	hW	23-14	Notre Dame (H)	11	4-4-1	50,079
N. 13	aL	28-34	Navy		4-5-1	20,010
N. 27	aL	10-13	Georgia	4	4-6-1	60,500

1977 ■ Record: 6-5 (H: 4-2, A: 2-3)

Captains: Lucius Sanford, Randy Pass, Freeman Colbert, Lawton Hydrick

Date	Result	Opponent	GT	Opp	Rec	Att
S. 10	aL	0-17	South Carolina		0-1	55,934
S. 17	hW	10-6	Miami (Fla.)		1-1	31,916
S. 24	hL	14-31	Clemson		1-2	50,116
O. 1	hW	30-3	Air Force		2-2	30,067
O. 8	aW	24-8	Tennessee		3-2	82,631
O. 15	hW	38-21	Auburn		4-2	54,961
O. 22	aW	38-14	Tulane		5-2	28,345
O. 29	hL	24-25	Duke (H)		5-3	47,131
N. 5	aL	14-69	Notre Dame	5	5-4	59,075
N. 12	aL	16-20	Navy		5-5	18,590
N. 26	hW	16-7	Georgia		6-5	60,104

1978 ■ Record: 7-5 (H: 5-2, A: 2-2, N: 0-1)

Captains: Eddie Lee Ivery, Donald Patterson, Jeff Shank, Mike Taylor

Date	Result	Opponent	GT	Opp	Rec	Att
S. 9	aL	10-28	Duke		0-1	27,865
S. 16	hL	22-34	California		0-2	26,577



Georgia Tech's goal-line stand in 1978 helped preserve a 17-13 Homecoming victory over Florida.

S. 23	hW	27-17	Tulane	1-2	25,805		
S. 30	hW	28-0	The Citadel	2-2	21,802		
O. 7	hW	6-3	South Carolina	3-2	36,128		
O. 14	hW	24-19	Miami (Fla.)	4-2	29,695		
O. 21	aW	24-10	(t1) Auburn	5-2	59,111		
O. 28	hW	17-13	(t1) Florida (H)	6-2	44,866		
N. 11	aW	42-21	Air Force	7-2	19,564		
N. 18	hL	21-38	Notre Dame	20	10	7-3	54,526
D. 2	aL	28-29	(t1) Georgia	11	7-4	59,700	
Peach Bowl (at Atlanta)							
D. 25	nL	21-41	(t5) Purdue	7	7-5	20,277	

1979 ■ Record: 4-6-1 (H: 4-2, A: 0-4-1)

Captain: Tom Daniel

Date	Result	Opponent	GT	Opp	Rec	Att
S. 8	hL	6-30	(t1) Alabama	2	0-1	57,621
S. 22	aT	7-7	Florida		0-1-1	60,313
S. 29	hW	33-7	William & Mary		1-1-1	28,511
O. 6	aL	13-21	Notre Dame	10	1-2-1	59,075
O. 13	aL	0-31	Tennessee		1-3-1	85,524
O. 20	hL	14-38	Auburn	14	1-4-1	54,236
O. 27	aL	7-12	Tulane		1-5-1	51,963
N. 3	hW	24-14	Duke		2-5-1	23,445
N. 10	hW	21-0	Air Force (H)		3-5-1	30,113
N. 17	hW	24-14	Navy		4-5-1	24,318
N. 24	aL	3-16	(t1) Georgia		4-6-1	48,781



Bill Curry
Georgia Tech (1965)
Record: 31-43-4 (.423)
1980-1986 ■ 7 Seasons

1980 ■ Record: 1-9-1 (H: 1-4-1, A: 0-5)

Captains: Ben Utt, Duane Wood, Ken Taylor, Darrell Thomas

Date	Result	Opponent	GT	Opp	Rec	Att
S. 6	aL	3-26	Alabama (@Birmingham)	2	0-1	78,410
S. 20	hL	12-45	Florida		0-2	35,165
S. 27	hW	17-8	Memphis State		1-2	28,062
O. 4	aL	0-33	North Carolina	10	1-3	49,750
O. 11	hL	10-23	Tennessee		1-4	50,127
O. 18	aL	14-17	Auburn		1-5	57,950
O. 25	hL	14-31	Tulane (H)		1-6	35,119
N. 1	aL	12-17	Duke		1-7	18,200
N. 8	hT	3-3	Notre Dame	1	1-7-1	41,226
N. 15	hL	8-19	Navy		1-8-1	17,631
N. 29	aL	20-38	Georgia	1	1-9-1	62,800

1981 ■ Record: 1-10 (H: 0-6, A: 1-4)

Captains: David Lutz, Lance Skelton, Mark Bradley, Ken Carney

Date	Result	Opponent	GT	Opp	Rec	Att
S. 12	aW	24-21	(t2) Alabama (@Birmingham)	4	1-0	78,865
S. 19	aL	6-27	Florida		1-1	63,876
S. 26	hL	15-28	Memphis State		1-2	32,463
O. 3	hL	7-28	North Carolina	6	1-3	39,263
O. 10	aL	7-10	Tennessee		1-4	94,478
O. 17	hL	7-31	Auburn		1-5	50,263
O. 24	aL	10-27	Tulane		1-6	37,431
O. 31	hL	24-38	Duke (H)		1-7	30,232
N. 7	aL	3-35	Notre Dame		1-8	59,075
N. 14	hL	14-20	Navy		1-9	20,129
N. 28	hL	7-44	(t1) Georgia	3	1-10	58,623

1982 ■ Record: 6-5 (H: 3-2, A: 3-3)

Captains: David Lutz, Sammy Brown, Kevin Brownlee

Date	Result	Opponent	GT	Opp	Rec	Att
S. 11	hL	7-45	Alabama	4	0-1	57,126
S. 18	hW	36-7	The Citadel		1-1	24,463
S. 25	aW	24-20	Memphis State		2-1	15,061
O. 2	aL	0-41	North Carolina	12	2-2	49,500
O. 9	aW	19-13	Tulane		3-2	34,321
O. 16	aL	0-24	Auburn		3-3	57,000
O. 23	hW	31-21	(t1) Tennessee		4-3	43,182
O. 30	hL	21-38	Duke (H)		4-4	36,562
N. 6	hW	38-32	Virginia		5-4	22,103
N. 13	aW	45-7	Wake Forest		6-4	19,257
N. 27	aL	18-38	Georgia	1	6-5	82,122



YEAR-BY-YEAR SCORES (1983-1990)



Bill Curry prepares to lead the Jackets on to the field at North Carolina's Kenan Stadium.

13 Consecutive Bowl Appearances ■ 2009 ACC Champions

1983 ■ Record: 3-8 (ACC: 3-2/3rd, H: 2-4, A: 1-4)

Captains: Rob Horton, Dean Waters, Ron Rice

Date	Result	Opponent	GT	Opp	Rec	Att
S. 10	aL	7-20 Alabama (@Birmingham)		14	0-1	77,143
S. 17	hL	14-17 Furman			0-2	24,311
S. 24	aL	14-41 (t2) Clemson			0-3	73,000
O. 1	hL	21-38 North Carolina		5	0-4	34,000
O. 8	aW	20-10 NC State			1-4	40,800
O. 15	hL	13-31 Auburn		5	1-5	55,112
O. 22	aL	3-37 Tennessee			1-6	94,768
O. 29	aL	26-32 Duke			1-7	17,650
N. 3	hW	31-27 (t8) Virginia (Thursday)			2-7	22,032
N. 12	hW	49-33 Wake Forest (H)			3-7	26,330
N. 26	hL	24-27 Georgia		7	3-8	59,113

1984 ■ Record: 6-4-1 (ACC: 2-2-1/5th, H: 4-2, A: 2-2-1)

Captains: David Bell, Donnie Chisholm, Robert Lavette

Date	Result	Opponent	GT	Opp	Rec	Att
S. 15	hW	16-6 (t8) Alabama		19	1-0	56,107
S. 22	hW	48-3 The Citadel			2-0	31,684
S. 29	hW	28-21 (t2) Clemson	18	13	3-0	57,704
O. 6	hL	22-27 (t4) NC State	12		3-1	32,627
O. 13	aT	20-20 Virginia	20		3-1-1	40,067
O. 20	aL	34-48 Auburn		13	3-2-1	75,216
O. 27	hL	21-24 Tennessee			3-3-1	45,167
N. 3	hW	31-3 Duke (H)			4-3-1	36,393
N. 10	aL	17-24 North Carolina			4-4-1	47,000
N. 17	aW	24-7 Wake Forest			5-4-1	22,700
D. 1	aW	35-18 (t4) Georgia		18	6-4-1	82,122

1985 ■ Record: 9-2-1 (ACC: 5-1/2nd, H: 5-2, A: 3-0-1, N: 1-0)

Captains: John Ivmeyer, Ted Roof, Mike Snow

Date	Result	Opponent	GT	Opp	Rec	Att
S. 14	aW	28-18 (t4) NC State			1-0	32,100
S. 21	hL	13-24 Virginia			1-1	38,291
S. 28	aW	14-3 Clemson			2-1	78,000
O. 5	hW	31-0 (t4) North Carolina			3-1	35,625
O. 12	hW	24-17 Western Carolina (H)			4-1	36,111
O. 19	hL	14-17 (t5) Auburn		8	4-2	57,501
O. 26	aT	6-6 (t2) Tennessee		16	4-2-1	94,575
N. 2	aW	9-0 Duke			5-2-1	14,400
N. 9	hW	35-7 UT-Chattanooga			6-2-1	25,763
N. 16	hW	41-10 (t4) Wake Forest			7-2-1	28,575
N. 30	hW	20-16 (t8) Georgia		20	8-2-1	59,602

All-American Bowl (at Birmingham, Ala.)

D. 31 nW 17-14 (t8) Michigan State 9-2-1 45,000

Final Ranking: 19 (AP), 18 (UPI), 18 (USA), 17 (TSN)

1986 ■ Record: 5-5-1 (ACC: 3-3/4th, H: 4-1-1, A: 1-4)

Captains: Cory Collier, Kyle Ambrose, Bart Jones

Date	Result	Opponent	GT	Opp	Rec	Att
S. 13	hT	17-17 Furman			0-0-1	33,352
S. 20	aW	28-14 Virginia			1-0-1	34,800
S. 27	hL	3-27 (t4) Clemson			1-1-1	46,062
O. 4	aL	20-21 North Carolina			1-2-1	50,000
O. 11	hW	59-21 (t4) NC State		17	2-2-1	24,110
O. 18	aL	10-31 Auburn		7	2-3-1	72,500
O. 25	hW	14-13 (t8) Tennessee			3-3-1	28,432
N. 1	hW	34-6 Duke (H)			4-3-1	37,102
N. 8	hW	52-6 VMI			5-3-1	23,542
N. 22	aL	21-24 (t4) Wake Forest			5-4-1	17,300
N. 29	aL	24-31 (t8) Georgia		18	5-5-1	82,122



Bobby Ross

VMI (1959)

Record: 31-26-1 (.543)

1987-1991 ■ 5 Seasons

1987 ■ Record: 2-9 (ACC: 0-6/8th, H: 2-5, A: 0-4)

Captains: Ivery Lee, Malcolm King

Date	Result	Opponent	GT	Opp	Rec	Att
S. 12	hW	51-12 The Citadel			1-0	31,211
S. 19	hL	23-30 North Carolina			1-1	33,151
S. 26	aL	12-33 (t4) Clemson		9	1-2	80,000
O. 3	aL	0-17 (t4) NC State			1-3	36,300
O. 10	hW	38-0 Indiana State			2-3	30,039
O. 17	hL	10-20 Auburn		5	2-4	45,559
O. 24	aL	15-29 Tennessee		13	2-5	93,011
O. 31	aL	14-48 Duke			2-6	30,800
N. 7	hL	14-23 (t4) Virginia (H)			2-7	38,111
N. 21	hL	6-33 Wake Forest			2-8	21,114
N. 28	hL	16-30 (t2) Georgia		14	2-9	45,103

1988 ■ Record: 3-8 (ACC: 0-7/8th, H: 3-3, A: 0-5)

Captains: Eric Bearden, Cedric Stallworth

Date	Result	Opponent	GT	Opp	Rec	Att
S. 10	hW	24-10 UT-Chattanooga			1-0	22,720
S. 17	aL	16-17 (t4) Virginia			1-1	24,800
S. 24	hL	13-30 Clemson		12	1-2	45,106
O. 1	hL	6-14 (t4) NC State			1-3	36,892
O. 8	aL	8-13 (t4) Maryland			1-4	36,969
O. 15	hW	34-0 South Carolina		8	2-4	45,103
O. 22	aL	17-20 North Carolina			2-5	42,000
O. 29	hL	21-31 Duke (H)			2-6	40,393
N. 5	hW	34-7 VMI			3-6	26,923
N. 12	aL	24-28 Wake Forest			3-7	21,500
N. 26	aL	3-24 (t8) Georgia		20	3-8	82,011

1989 ■ Record: 7-4 (ACC: 4-3/T-4th, H: 6-1, A: 1-3)

Captains: Jerry Mays, Eric Thomas

Date	Result	Opponent	GT	Opp	Rec	Att
S. 9	aL	28-38 (t4) NC State		25	0-1	40,800
S. 16	hL	10-17 (t4) Virginia			0-2	38,062
S. 23	aL	10-21 South Carolina			0-3	70,018
O. 7	hW	28-24 Maryland			1-3	32,062
O. 14	aW	30-14 Clemson		14	2-3	82,500
O. 21	hW	17-14 North Carolina (H)			3-3	41,114
O. 28	aL	19-30 Duke			3-4	38,621
N. 4	hW	34-7 Western Carolina			4-4	28,821
N. 18	hW	43-14 (t4) Wake Forest			5-4	26,114
N. 25	hW	13-12 Boston College			6-4	28,221
D. 2	hW	33-22 Georgia			7-4	46,064

► Beginning with 1990, rankings listed are AP / coaches. The coaches' poll was released by UPI in 1990, then USA Today from 1991-2004.

1990 ■ Record: 11-0-1 (ACC: 6-0-1/1st, H: 6-0, A: 4-0-1, N: 1-0)

NATIONAL CHAMPIONS (UPI)

ACC CHAMPIONS

Captains: Darryl Jenkins, Jerimiah McClary

Date	Result	Opponent	GT	Opp	Rec	Att
S. 8	hW	21-13 (t4) NC State			1-0	40,021
S. 22	hW	44-9 UT-Chattanooga			2-0	32,911
S. 29	hW	27-6 (t2) South Carolina		25/NR	3-0	46,011
O. 6	aW	31-3 (t4) Maryland			4-0	31,941
O. 13	hW	21-19 (t4) Clemson	23/18	15/14	5-0	46,066
O. 20	aT	13-13 North Carolina			5-0-1	48,000
O. 27	hW	48-31 (t4) Duke (H)			6-0-1	44,061
N. 3	aW	41-38 (t5) Virginia	16/14	1/1	7-0-1	49,700
N. 10	hW	6-3 Virginia Tech			8-0-1	43,011
N. 17	aW	42-7 Wake Forest		4/5	9-0-1	13,493
D. 1	aW	40-23 (t8) Georgia	2/3		10-0-1	82,122

Florida Citrus Bowl (at Orlando, Fla.)

J. 1 #nW 45-21 (t1) Nebraska 2/2 19/13 11-0-1 73,328

Final Ranking: 1 (UPI Coaches' Poll), 1 (TSN), 2 (AP), 2 (USA)

BRACE FOR IMPACT



YEAR-BY-YEAR SCORES (1991-1996)

1991 ■ Record: 8-5 (ACC: 5-2/T-2nd, H: 5-1, A: 2-3, N: 1-1)

Captains: Mike Mooney, Willie Clay, Steve Pharr

Date	Result	Opponent	GT	Opp	Rec	Att
A. 28	n1L	(t10) Penn State (Wed)	*8/6	7/8	0-1	77,409
S. 14	aW	Boston College	17/18		1-1	26,108
S. 19	hW	(t2) Virginia (Thursday)	17/19		2-1	42,192
S. 28	aL	(t1) Clemson	19/18	7/5	2-2	83,500
O. 5	aL	(t4) NC State	21/23	19/18	2-3	44,105
O. 12	hW	(t4) Maryland			3-3	42,011
O. 19	aL	South Carolina			3-4	67,220
O. 26	hW	(t4) North Carolina (H)			4-4	45,542
N. 2	aW	Duke			5-4	38,732
N. 9	hW	Furman			6-4	40,039
N. 16	hW	(t4) Wake Forest			7-4	38,124
N. 30	hL	(t4) Georgia		25/NR	7-5	46,053
Aloha Bowl (at Honolulu, Hawai'i)						
D. 25	nW	(t1) Stanford (Aloha Bowl)		17/17	8-5	34,433

1-Kickoff Classic, East Rutherford, N.J.

* Preseason poll



Bill Lewis
 East Stroudsburg State (1963)
 Record: 11-19 (.367)
 1992-1994 ■ 3 Seasons

1992 ■ Record: 5-6 (ACC: 4-4/T-4th, H: 4-2, A: 1-4)

Captains: Shawn Jones, Coleman Rudolph, Kevin Battle, Steve Pharr

Date	Result	Opponent	GT	Opp	Rec	Att
S. 12	hW	Western Carolina	24/24		1-0	41,911
S. 19	aL	Virginia	22/20	20/19	1-1	42,100
S. 26	hW	(t2) Clemson		16/14	2-1	46,033
O. 3	hW	(t4) NC State	23/23	21/18	3-1	40,761
O. 10	aW	Maryland	17/17		4-1	26,250
O. 17	hL	(t2) Florida State	16/17	6/6	4-2	46,226
O. 24	aL	(t1) North Carolina	19/19		4-3	52,800
O. 31	hW	(t4) Duke (H)			5-3	44,129
N. 7	aL	Baylor			5-4	38,213
N. 14	hL	Wake Forest			5-5	40,066
N. 28	aL	(t2) Georgia		9/10	5-6	85,434

1993 ■ Record: 5-6 (ACC: 3-5/6th, H: 3-3, A: 2-3)

Captains: Tom Johnson, Dorsey Levens

Date	Result	Opponent	GT	Opp	Rec	Att
S. 11	hW	Furman			1-0	43,200
S. 16	hL	(t2) Virginia (Thursday)		25/23	1-1	41,300
S. 25	aL	Clemson			1-2	75,000
O. 2	aL	(t1) Florida State		1/1	1-3	74,611
O. 9	hW	Maryland			2-3	36,218
O. 16	hL	(t1) North Carolina		14/13	2-4	39,216
O. 23	aL	(t4) NC State			2-5	40,123
O. 30	aW	(t4) Duke			3-5	30,470
N. 6	hW	Baylor (H)			4-5	42,175
N. 13	aW	(t4) Wake Forest			5-5	21,113
N. 25	hL	(t1) Georgia (Thanksgiving)			5-6	46,018

1994 ■ Record: 1-10 (ACC: 0-8/9th, H: 1-5, A: 0-5)

Captains: Jason Bender, Jamal Cox

Date	Result	Opponent	GT	Opp	Rec	Att
S. 1	hL	(t2) Arizona (Thursday)		*7/8	0-1	45,112
S. 10	hW	Western Carolina			1-1	40,012
S. 24	hL	Duke			1-2	40,107
O. 1	aL	(t1) NC State		22/20	1-3	43,216
O. 8	aL	(t4) North Carolina		14/14	1-4	52,200
O. 15	hL	Virginia			1-5	38,365
O. 22	aL	Maryland			1-6	30,429
N. 5	hL	(t4) Florida State		8/6	1-7	45,206
N. 12	aL	(t4) Clemson			1-8	71,000
N. 19	hL	Wake Forest (H)			1-9	35,706
N. 25	aL	(t2) Georgia (Friday)			1-10	84,113

* Arizona was preseason No. 1 by Sports Illustrated

► George O'Leary was named interim head coach on Nov. 7, 1994, with three games remaining in the season, which are included in his record. He was named permanently on Nov. 28, 1994.



George O'Leary
 New Hampshire (1968)
 Record: 52-33 (.612)
 1995-2001 ■ 7 Seasons

1995 ■ Record: 6-5 (ACC: 5-3/4th, H: 4-2, A: 2-3)

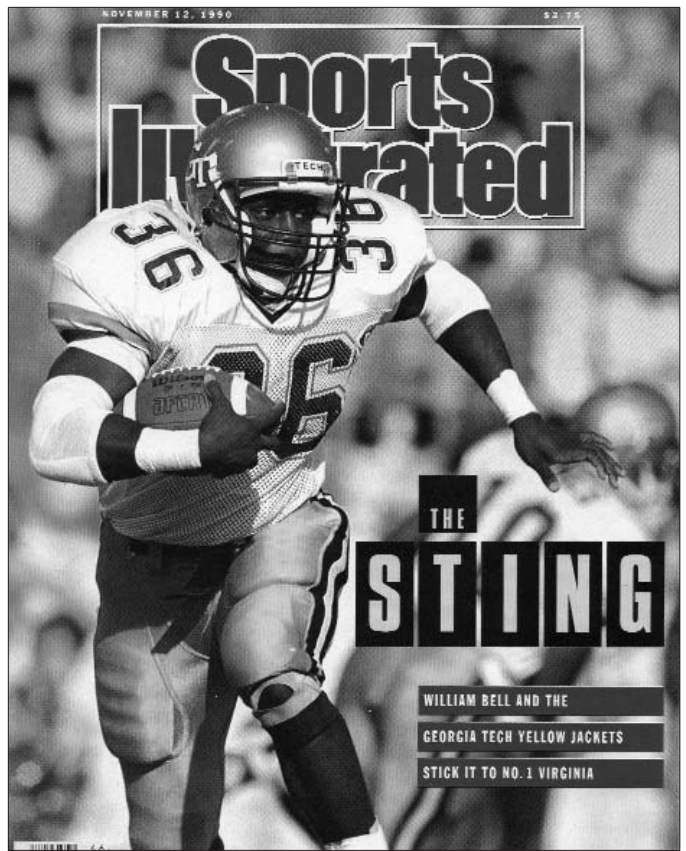
Captains: Michael Cheever, Donnie Davis, Ryan Stewart

Date	Result	Opponent	GT	Opp	Rec	Att
S. 2	hW	(t4) Furman			1-0	38,511
S. 7	aL	(t10) Arizona (Thursday)		17/15	1-1	46,786
S. 16	aL	14-41 Virginia		16/17	1-2	36,500
S. 28	hW	(t2) Maryland (Thursday)		16/17	2-2	44,137
O. 7	aW	Duke			3-2	20,110
O. 14	hW	(t4) North Carolina			4-2	40,201
O. 21	aL	(t1) Florida State		1/1	4-3	76,400
O. 28	hL	(t4) Clemson (H)			4-4	45,245
N. 4	aW	Wake Forest			5-4	23,114
N. 11	hW	NC State			6-4	33,121
N. 23	hL	(t1) Georgia (Thanksgiving)			6-5	46,205

1996 ■ Record: 5-6 (ACC: 4-4/5th, H: 4-2, A: 1-4)

Captains: Curtis McGee, Nathan Perryman

Date	Result	Opponent	GT	Opp	Rec	Att
S. 7	aW	(t1) NC State			1-0	41,500
S. 14	hW	Wake Forest			2-0	45,750
S. 21	aL	(t1) North Carolina		11/13	2-1	50,000
S. 26	hW	(t2) Duke (Thursday)			3-1	44,145
O. 5	hW	(t1) Virginia		12/11	4-1	44,900
O. 19	aL	(t1) Clemson	22/24		4-2	70,000
O. 26	hW	(t10) Central Florida (H)			5-2	43,610
N. 2	hL	(t2) Florida State		3/2	5-3	46,311
N. 14	aL	(t2) Maryland (Thursday)			5-4	22,510
N. 23	hL	Navy			5-5	44,415
N. 30	aL	(t5) Georgia			5-6	78,062



William Bell and the Yellow Jackets were not cursed by this Sports Illustrated cover in 1990.

Introduction

2010 Preview

Players

Staff

2009 Review

Records

History



YEAR-BY-YEAR SCORES (1997-2002)

1997 ■ Record: 7-5 (ACC: 5-3/T-3rd, H: 3-2, A: 3-3, N: 1-0)

Captains: Keith Brooking, Ken Celaj, Ron Rogers, Harvey Middleton

Table with columns: Date, Result, Opponent, GT, Opp, Rec, Att. Rows include games against Notre Dame, Wake Forest, Clemson, Boston College, NC State, Florida State, North Carolina, Virginia, Duke, Maryland, and Georgia.

Carquest Bowl (at Miami, Fla.)

Summary row for Carquest Bowl: D. 29 nW 35-30 (t8) West Virginia 7-5 28,262

Final Ranking: 25 (AP), NR (USA)

1998 ■ Record: 10-2 (ACC: 7-1/T-1st, H: 4-2, A: 5-0, N: 1-0)

ACC CO-CHAMPIONS

Captains: Jerry Caldwell, Charlie Rogers, Kofi Smith

Table with columns: Date, Result, Opponent, GT, Opp, Rec, Att. Rows include games against Boston College, New Mexico State, North Carolina, Duke, NC State, Virginia (H), Florida State, Maryland, Clemson (Thursday), Wake Forest, and Georgia.

Toyota Gator Bowl (at Jacksonville, Fla.)

Summary row for Toyota Gator Bowl: J. 1 nW 35-28 (t6) Notre Dame 12/12 17/18 10-2 70,791

Ravens Stadium (Baltimore, Md.)

Final Ranking: 9 (AP), 11 (USA)

1999 ■ Record: 8-4 (ACC: 5-3/T-2nd, H: 6-0, A: 2-3, N: 0-1)

Captains: Joe Hamilton, Travares Tillman

Table with columns: Date, Result, Opponent, GT, Opp, Rec, Att. Rows include games against Navy and Florida State.



Fans celebrated following Tech's 41-38 win over No. 7 Virginia in 1998.

Table with columns: Date, Result, Opponent, GT, Opp, Rec, Att. Rows include games against Central Florida, Maryland (Thursday), North Carolina (OT) (H), Duke, NC State, Virginia, Clemson, Wake Forest, and Georgia (OT).

Toyota Gator Bowl (at Jacksonville, Fla.)

Summary row for Toyota Gator Bowl: J. 1 nL 13-28 (t6) Miami 17/15 23/23 8-4 43,416

Final Ranking: 21 (AP), 20 (USA)

2000 ■ Record: 9-3 (ACC: 6-2/T-2nd, H: 5-1, A: 4-1, N: 0-1)

Captains: Chris Brown, Felipe Claybrooks, Brent Key, Jon Muyres

Table with columns: Date, Result, Opponent, GT, Opp, Rec, Att. Rows include games against Virginia Tech, Central Florida, Florida State, Navy, NC State (Thursday) (OT), North Carolina, Wake Forest (H), Duke, Clemson, Virginia (Thursday), Maryland, and Georgia.

Chick-fil-A Peach Bowl (at Atlanta)

Summary row for Chick-fil-A Peach Bowl: D. 29 nL 14-28 (t2) LSU 15/17 9-3 73,614

BCA Bowl in Blacksburg (Va.) -- game cancelled because of weather

Final Ranking: 17 (AP), 19 (USA)

2001 ■ Record: 8-5 (ACC: 4-4/T-4th, H: 3-3, A: 3-2, N: 2-0)

Captains: George Godsey, Sean Gregory, Ross Mitchell, Nick Rogers, Chris Young

Table with columns: Date, Result, Opponent, GT, Opp, Rec, Att. Rows include games against Syracuse, The Citadel, Navy, Clemson (OT), Duke, Maryland (Thursday) (OT), NC State (H), North Carolina (Thursday), Virginia, Wake Forest, Georgia, and Florida State.

Seattle Bowl (at Seattle, Wash.)

Summary row for Seattle Bowl: D. 27 %nW 24-14 (t2) Stanford (Seattle Bowl) 11/11 8-5 30,144

Final Ranking: 24 (AP), NR (USA)

^ Kickoff Classic, Giants Stadium, East Rutherford, N.J.;

Game originally scheduled for Sept. 15 but postponed to Dec. 1;

% Mac McWhorter served as interim head coach after George O'Leary resigned



Chan Gailey
Florida (1974)
Record: 44-33 (.571)
2002-2007 ■ 6 Seasons

2002 ■ Record: 7-6 (ACC: 4-4/T-5th, H: 4-2, A: 3-3, N: 0-1)

Captains: Jeremy Muyres, Raymond Roberts-Blake, Kerry Watkins, Recardo Wimbusch

Table with columns: Date, Result, Opponent, GT, Opp, Rec, Att. Rows include games against Vanderbilt, Connecticut, Clemson, Brigham Young, North Carolina, Wake Forest, Maryland (Thursday), Virginia (H), NC State, Florida State, Duke, and Georgia.

Silicon Valley Classic (at San Jose, Calif.)

Summary row for Silicon Valley Classic: D. 31 nL 21-30 (t3) Fresno State 7-6 10,132

13 Consecutive Bowl Appearances ■ 2009 ACC Champions



YEAR-BY-YEAR SCORES (2003-2009)

2003 ■ Record: 7-6 (ACC: 4-4/T-4th, H: 4-2, A: 2-4, N: 1-0)

Captains: John Paul Foschi, Hugh Reilly, Daryl Smith

Date	Result	Opponent	GT	Opp	Rec	Att
A. 28	aL	13-24 (t3) Brigham Young (Thursday)			0-1	61,930
S. 6	hW	17-3 (t1) Auburn		17/19	1-1	55,000
S. 13	aL	13-14 (t1) Florida State		10/11	1-2	82,133
S. 20	hL	3-39 Clemson			1-3	53,189
S. 27	aW	24-17 (t10) Vanderbilt (OT)			2-3	25,007
O. 4	hW	29-21 (t4) NC State (H)			3-3	50,113
O. 11	aW	24-7 Wake Forest			4-3	27,382
O. 23	hW	7-3 (t2) Maryland (Thursday)			5-3	51,524
N. 8	aL	17-41 Duke			5-4	12,976
N. 15	hW	41-24 (t4) North Carolina			6-4	52,346
N. 22	aL	17-29 (t4) Virginia			6-5	58,526
N. 29	hL	17-34 (t1) Georgia		5/5	6-6	55,000
Humanitarian Bowl (at Boise, Idaho)						
J. 4	nW	52-10 (t3) Tulsa			7-6	23,118

2004 ■ Record: 7-5 (ACC: 4-4/T-6th, H: 3-3, A: 3-2, N: 1-0)

Captains: James Butler, Nate Curry, Andy Tidwell-Neal

Date	Result	Opponent	GT	Opp	Rec	Att
S. 4	hW	28-7 Samford			1-0	43,100
S. 11	aW	28-24 (t1) Clemson		20/18	2-0	82,000
S. 18	aL	13-34 North Carolina			2-1	46,250
O. 2	hL	3-27 (t1) Miami		4/4	2-2	55,000
O. 9	aW	20-7 (t1) Maryland		23/23	3-2	52,733
O. 16	hW	24-7 (t4) Duke (H)			4-2	46,856
O. 28	hL	20-34 (t2) Virginia Tech (Thursday)		22/22	4-3	48,398
N. 6	aW	24-14 (t4) NC State			5-3	56,800
N. 13	hW	30-10 Connecticut			6-3	43,577
N. 20	hL	10-30 (t1) Virginia		18/18	6-4	43,971
N. 27	aL	13-19 (t5) Georgia		8/7	6-5	92,746
Champs Sports Bowl (at Orlando, Fla.)						
D. 21	nW	51-14 (t2) Syracuse			7-5	28,237

2005 ■ Record: 7-5 (ACC: 5-3/3rd-Coastal, H: 4-2, A: 3-2, N: 0-1)

Captains: P.J. Daniels, Eric Henderson, Chris Reis, Gerris Wilkinson

Date	Result	Opponent	GT	Opp	Rec	Att	
S. 3	aW	23-14 (t2) Auburn		16/15	1-0	87,451	
S. 10	hW	27-21 (t1) North Carolina		17/21	2-0	46,459	
S. 17	hW	28-13 (t9) Connecticut		16/18	3-0	48,770	
S. 24	aL	7-51 (t1) Virginia Tech		15/15	4/4	65,115	
O. 6	hL	14-17 (t2) NC State (Thursday)		24/23	3-2	51,432	
O. 15	aW	35-10 (t9) Duke			4-2	17,451	
O. 29	hW	10-9 (t2) Clemson (H)			5-2	55,000	
N. 5	hW	30-17 Wake Forest			6-2	51,571	
N. 12	aL	17-27 (t1) Virginia		24/24	6-3	60,061	
N. 19	aW	14-10 (t2) Miami		3/3	7-3	53,764	
N. 26	hL	7-14 (t1) Georgia		20/24	13/13	7-4	56,412
Emerald Bowl (San Francisco, Calif.)							
D. 29	nL	10-38 (t2) Utah		24/24	7-5	25,742	

2006 ■ Record: 9-5 (ACC: 7-1/1st-Coastal, H: 6-1, A: 3-2, N: 0-2)

Captains: Joe Anoai, Reggie Ball, Calvin Johnson

Date	Result	Opponent	GT	Opp	Rec	Att
S. 2	hL	10-14 (t1) Notre Dame		2/73	0-1	56,680
S. 9	hW	38-6 Samford			1-1	47,149
S. 16	hW	35-20 Troy			2-1	45,637
S. 21	hW	24-7 (t2) Virginia (Thursday)			3-1	51,081
S. 30	aW	38-27 (t1) Virginia Tech	24/nr	11/10	4-1	66,233
O. 7	hW	27-23 (t9) Maryland	18/20		5-1	51,686
O. 21	aL	7-31 (t2) Clemson	13/13	12/12	5-2	83,000
O. 28	hW	30-23 (t1) Miami (H)	21/21		6-2	55,320
N. 4	aW	31-23 (t9) NC State	20/20		7-2	56,837
N. 11	aW	7-0 (t4) North Carolina	24/24		8-2	41,000
N. 18	hW	49-21 Duke	18/18		9-2	46,768
N. 25	aL	12-15 (t5) Georgia	16/16		9-3	92,746
ACC Championship Game (at Jacksonville, Fla.)						
D. 2	nL	6-9 (t1) Wake Forest	23/22	16/16	9-4	62,850
Toyota Gator Bowl (at Jacksonville, Fla.)						
J. 1	nL	35-38 (t5) West Virginia	nr/25	13/12	9-5	67,714

2007 ■ Record: 7-6 (ACC: 4-4/3rd-Coastal, H: 4-3, A: 3-2, N: 0-1)

Captains: Tashard Choice, Kevin Tuminello, Philip Wheeler

Date	Result	Opponent	GT	Opp	Rec	Att
S. 1	aW	33-3 (t6) Notre Dame			1-0	80,795
S. 8	hW	69-14 (t9) Samford			2-0	43,288
S. 15	hL	10-24 (t3) Boston College	15/15	21/19	2-1	51,112
S. 22	aL	23-28 (t9) Virginia			2-2	57,681
S. 29	hW	13-3 (t1) Clemson		13/13	3-2	54,635
O. 6	aL	26-28 (t4) Maryland			3-3	47,527
O. 13	aW	17-14 (t2) Miami			4-3	52,416
O. 20	hW	34-10 (t4) Army (H)			5-3	50,242

N. 1	hL	3-27 (t2) Virginia Tech (Thursday)	11/13	5-4	52,202
N. 10	aW	41-24 Duke		6-4	18,788
N. 17	hW	27-25 (t4) North Carolina		7-4	45,490
N. 24	hL	17-31 (t1) Georgia	6/7	7-5	54,990
Roady's Humanitarian Bowl (at Boise, Idaho)					
D. 31	#nL	28-40 (t3) Fresno State		7-6	27,062

Jon Tenuta served as interim coach at Roady's Humanitarian bowl



Paul Johnson
Western Carolina (1979)
Record: 20-7 (.741)
2008-Present ■ 2 Seasons

2008 ■ Record: 9-4 (ACC: 5-3/T-1st-Coastal, H: 6-1, A: 3-2, N: 0-1)

Captains: Andrew Gardner, Michael Johnson, Darryl Richard

Date	Result	Opponent	GT	Opp	Rec	Att
A. 28	hW	41-14 Jacksonville State (Thursday)			1-0	45,706
S. 6	aW	19-16 (t4) Boston College			2-0	40,106
S. 13	aL	17-20 (t1) Virginia Tech			2-1	66,233
S. 20	hW	38-7 (t4) Mississippi State			3-1	48,402
O. 4	hW	27-0 (t9) Duke			4-1	46,104
O. 11	hW	10-7 Gardner-Webb			5-1	41,929
O. 18	aW	21-17 (t2) Clemson			6-1	81,500
O. 25	hL	17-24 (t9) Virginia (H)	21/21		6-2	47,416
N. 1	hW	31-28 (t1) Florida State		16/16	7-2	53,528
N. 8	aL	7-28 (t4) North Carolina	22/20	19/19	7-3	59,000
N. 20	hW	41-23 (t2) Miami (Thursday)		23/rv	8-3	49,335
N. 29	aW	45-42 (t5) Georgia	18/23	13/13	9-3	92,746
Chick-fil-A Bowl (at Atlanta)						
D. 31	#nL	3-38 (t2) LSU	14/15		9-4	71,423

Final Ranking: 22nd (AP)

2009 ■ Record: 11-3 (ACC: 7-1/1st-Coastal, H: 5-1, A: 5-1, N: 1-1)

Captains: Morgan Burnett, Derrick Morgan, Josh Nesbitt

Date	Result	Opponent	GT	Opp	Rec	Att
S. 5	hW	37-17 Jacksonville State	15/15		1-0	46,131
S. 10	hW	30-27 (t2) Clemson (Thursday)	15/13		2-0	52,029
S. 17	aL	17-33 (t2) Miami (Thursday)	14/13	22/20	2-1	45,329
S. 26	hW	24-7 (t4) North Carolina		22/18	3-1	50,114
O. 3	aW	42-31 (t10) Mississippi State	25/rv		4-1	50,035
O. 10	aW	49-44 (t3) Florida State	22/23		5-1	76,292
O. 17	hW	28-23 (t3) Virginia Tech	19/20	4/4	6-1	54,405
O. 24	aW	34-9 (t4) Virginia	11/13		7-1	43,016
O. 31	aW	56-31 (t10) Vanderbilt	11/11		8-1	30,262
N. 7	hW	30-27 (t1) Wake Forest (OT)	10/11		9-1	51,415
N. 14	aW	49-10 (t3) Duke	7/7		10-1	25,899
N. 28	hL	27-30 (t1) Georgia	7/7		10-2	55,407
ACC Championship Game (at Tampa, Fla.)						
D. 5	nW	39-34 (t2) Clemson	12/12	25/rv	11-2	57,227
FedEx Orange Bowl (at Miami Gardens, Fla.)						
J. 5	nL	14-24 (t7) Iowa	9/10	10/11	11-3	66,131

Final Ranking: 13th (AP), 13th (USA Today)



Paul Johnson gets a Gatorade shower after Tech beat Clemson in the ACC Championship Game.



ALL-TIME SERIES RESULTS

All-Time Series Records vs. Current NCAA Teams Only

Table with columns: Opponent, Overall, Home, Away, Neutral, Streak, Last Meeting, Date. Lists series records for 133 teams including Alabama, Arkansas, Auburn, Baylor, Boston College, etc.

13 Consecutive Bowl Appearances ■ 2009 ACC Champions



KEY

TH = Thanksgiving
th = Thursday
fr = Friday

RANKINGS

Associated Press/Coaches Poll

AIR FORCE • 3-0

GT leads 3-0 (H: 2-0, A: 1-0)

Table with columns: Date, GT, Opp, Result for Air Force series.

ALABAMA • 21-28-3

Bama leads 28-21-3 (H: 15-15-3, A: 6-13)

Table with columns: Date, GT, Opp, Result for Alabama series.

ARKANSAS • 1-1

Series tied 1-1 (H: 0-0, A: 0-0, N: 1-1)

Table with columns: Date, GT, Opp, Result for Arkansas series.

ARMY • 3-1

GT leads 3-1 (H: 3-1, A: 0-0)

Table with columns: Date, GT, Opp, Result for Army series.

AUBURN • 41-47-4

AU leads 47-41-4 (H: 35-35-4, A: 6-12)

Table with columns: Date, GT, Opp, Result for Auburn series.

ARIZONA • 0-2

Arizona leads 2-0 (H: 0-1, A: 0-1)

Table with columns: Date, GT, Opp, Result for Arizona series.

BRACE FOR IMPACT



ALL-TIME SERIES RESULTS



10-17-1959	4	11	hL	6-7
10-15-1960	19	--	a1L	7-9
10-21-1961	8	--	hW	7-6
10-20-1962	--	--	a1L	14-17
10-19-1963	8	--	hL	21-29
10-17-1964	--	--	a1W	7-3
10-16-1965	--	--	hW	23-14
10-15-1966	7	--	a1W	17-3
10-21-1967	--	--	hL	10-28
10-19-1968	--	--	a1W	21-20
10-18-1969	--	15	hL	14-17
10-17-1970	16	8	aL	7-31
10-16-1971	--	5	hL	14-31
10-21-1972	--	14	hL	14-24
10-20-1973	--	--	hL	10-24
10-19-1974	--	5	aL	22-31
10-18-1975	--	--	hL	27-31
10-16-1976	--	--	aW	28-10
10-15-1977	--	--	hW	38-21
10-21-1978	--	--	aW	24-10
10-20-1979	--	14	hL	14-38
10-18-1980	--	--	aL	14-17
10-17-1981	--	--	hL	7-31
10-16-1982	--	--	aL	0-24
10-15-1983	--	5	hL	13-31
10-20-1984	--	13	aL	34-48
10-19-1985	--	8	hL	14-17
10-18-1986	--	7	aL	10-31
10-17-1987	--	5	hL	10-20
9-6-2003	--	17/19	hW	17-3
9-3-2005	--	16/15	aW	23-14

CARLSLE

GT leads 1-0 (H: 1-0)

Date	GT	Opp	Result
11-17-1917	--	--	hW 98-0

CARNEGIE TECH

GT leads 2-0 (H: 0-1, A: 0-1)

Date	GT	Opp	Result
10-11-1930	--	--	aL 0-31
10-10-1931	--	--	hL 0-13

CENTRAL FLORIDA • 3-0

GT leads 3-0 (H: 3-0, A: 0-0)

Date	GT	Opp	Result
10-26-1996	--	--	hW 27-20
9-18-1999	12/13	--	hW 41-10
9-2-2000	--	--	hW 21-17

CENTRE

GT leads 1-0 (H: 1-0)

Date	GT	Opp	Result
10-30-1920	--	--	hW 24-0

THE CITADEL • 10-0

GT leads 10-0 (H: 8-0, A: 2-0)

Date	GT	Opp	Result
10-5-1912	--	--	aW 20-16
10-4-1913	--	--	aW 47-0
10-25-1947	7	--	hW 38-0
11-20-1948	20	--	hW 54-0
9-20-1952	*3	--	hW 54-6
9-30-1978	--	--	hW 28-0
9-18-1982	--	--	hW 36-7
9-22-1984	--	--	hW 48-3
9-12-1987	--	--	hW 51-12
9-1-2001	11/14	--	hW 35-7

BAYLOR • 3-1

GT leads 3-1 (H: 2-0, A: 0-1, N: 1-0)

Date	GT	Opp	Result
1-1-1952	5	9	n1W 17-14
9-27-1969	--	--	hW 17-10
11-7-1992	--	--	aL 27-31
11-6-1993	--	--	hW 37-27

n1-Orange Bowl

BOSTON COLLEGE • 5-2

GT leads 5-2 (H: 2-2, A: 3-0)

Date	GT	Opp	Result
11-11-1972	--	--	hW 42-10
11-25-1989	--	--	hW 13-12
9-14-1991	17/18	--	aW 30-14
10-4-1997	--	--	aW 42-14
9-5-1998	--	--	hL 31-41
9-15-2007	15/15	21/19	hL 10-24
9-6-2007	--	--	aW 19-16

BRIGHAM YOUNG • 1-1

Series tied 1-1 (H: 1-0, A: 0-1)

Date	GT	Opp	Result
9-21-2002	--	--	hW 28-19
8-28-2003 (th)	--	--	aL 13-24

CALIFORNIA • 3-4

Cal leads 4-3 (H: 2-2, A: 0-2, N: 1-0)

Date	GT	Opp	Result
1-1-1929	--	--	n1W 8-7
12-26-1931	--	--	hL 6-21
12-17-1932	--	--	aL 7-27
12-26-1936	--	--	hW 13-7
12-26-1938	--	--	aL 0-13
12-28-1940	--	--	hW 13-0
9-16-1978	--	--	hL 22-34

n1-Rose Bowl

CAMP GORDON

GT leads 1-0 (H: 1-0)

Date	GT	Opp	Result
10-26-1918	--	--	hW 28-0

CLEMSON • 49-24-2

GT leads 49-24-2 (H: 42-13-2, A: 6-9, N: 1-2)

Date	GT	Opp	Result
11-24-1898	--	--	n1L 0-23
11-30-1899 (TH)	--	--	n2L 5-41
10-18-1902	--	--	hL 5-44
10-17-1903	--	--	hL 0-73
11-5-1904	--	--	hT 11-11
11-30-1905 (TH)	--	--	hW 17-12
11-29-1906 (TH)	--	--	hL 0-10
11-28-1907 (TH)	--	--	hL 5-6
11-26-1908 (TH)	--	--	hW 30-6
11-25-1909 (TH)	--	--	hW 29-3
11-24-1910 (TH)	--	--	hW 34-0
11-30-1911 (TH)	--	--	hW 31-0
11-28-1912 (TH)	--	--	hW 23-0
11-27-1913 (TH)	--	--	hW 34-0
11-26-1914 (TH)	--	--	hW 26-6
10-5-1918	--	--	hW 28-0
10-11-1919	--	--	hW 28-0
11-6-1920	--	--	hW 7-0
11-5-1921	--	--	hW 48-7
11-4-1922	--	--	hW 21-7
10-1-1932	--	--	hW 32-14
9-30-1933	--	--	hW 39-2
9-29-1934	--	--	hW 12-7
10-31-1936	--	--	hL 13-14
11-6-1937	--	--	hW 7-0
11-20-1943	15	--	hW 41-6
9-30-1944	*10	--	hW 51-0
11-24-1945	--	--	hL 7-21
11-7-1953	6	--	hW 20-7
11-8-1958	--	17	hW 13-0
10-3-1959	7	6	hW 16-6
9-22-1962	--	--	hW 26-9
9-28-1963	--	--	hW 27-0
10-3-1964	--	--	hW 14-7
10-2-1965	--	--	hW 38-6
10-1-1966	9	--	hW 13-12
10-7-1967	--	--	hW 10-0
10-5-1968	--	--	hW 24-21
10-4-1969	--	--	hL 10-21

10-3-1970	15	--	hW	28-7
10-2-1971	--	--	hW	24-14
10-7-1972	--	--	hW	31-9
9-29-1973	--	--	hW	29-21
9-28-1974	--	--	aL	17-21
9-27-1975	--	--	hW	33-28
9-25-1976	--	--	hT	24-24
9-17-1977	--	--	hL	14-31
9-24-1983	--	--	aL	14-41
9-29-1984	18	13	hW	28-21
9-28-1985	--	--	aW	14-3
9-27-1986	--	--	hL	3-27
9-26-1987	--	9	aL	12-33
9-24-1988	--	12	hL	13-30
10-14-1989	--	14	aW	30-14
10-13-1990	18/15	15/14	hW	21-19
9-28-1991	19/18	7/5	aL	7-9
9-26-1992	--	16/14	hW	20-16
9-25-1993	--	--	aL	13-16
11-12-1994	--	--	aL	10-20
10-28-1995	--	--	hL	3-24
10-19-1996	22/24	--	aL	25-28
9-27-1997	--	17/21	hW	23-20
11-12-1998 (th)	22/23	--	aW	24-21
11-13-1999	13/14	--	hW	45-42
10-28-2000	--	5/4	aW	31-28
9-29-2001	9/11	nr/25 (ot)	hL	44-47
9-14-2002	--	--	aL	19-24
9-20-2003	--	--	hL	3-39
9-11-2004	--	20/18	aW	28-24
10-29-2005	--	--	hW	10-9
10-21-2006	13/13	12/12	aL	7-31
9-29-2007	--	13/13	hW	13-3
10-18-2008	--	--	aW	21-17
9-10-2009 (th)	15/13	--	hW	30-27
12-5-2009	12/12	25/rv	n3W	39-34

n1-@Augusta, Ga.
n2-@Greenville, S.C.
n3-@Tampa, Fla. (ACC Championship Game)

CONNECTICUT • 3-0

GT leads 3-0 (H: 2-0, A: 1-0)

Date	GT	Opp	Result
9-7-2002	--	--	aW 31-14
11-13-2004	--	--	hW 30-10
9-17-2005	16/18	--	hW 28-13

CUMBERLAND

GT leads 3-0 (H: 3-0)

Date	GT	Opp	Result
11-24-1904 (TH)	--	--	hW 18-0
10-28-1905	--	--	hW 18-0
10-7-1916	--	--	hW 222-0

DAHLONEGA

GT leads 3-0 (H: 3-0)

Date	GT	Opp	Result
10-7-1905	--	--	hW 54-0
10-6-1906	--	--	hW 11-0
10-12-1907	--	--	hW 72-0

DAVIDSON • 12-2

GT leads 12-2 (H: 12-2, A: 0-0)

Date	GT	Opp	Result
12-7-1900	--	--	hL 6-38
11-13-1902	--	--	hL 6-7
10-27-1906	--	--	hW 4-0
10-9-1915	--	--	hW 27-7
10-14-1916	--	--	hW 9-0
10-13-1917	--	--	hW 32-10
11-1-1919	--	--	hW 33-0
10-9-1920	--	--	hW 66-0
10-8-1921	--	--	hW 70-0
10-7-1922	--	--	hW 19-0
10-17-1942	6	--	hW 33-0
11-25-1950	--	--	hW 46-14
11-24-1951	7	--	hW 34-7
9-19-1953	*3	--	hW 53-0

11TH CAVALRY

GT leads 2-0-1 (H: 2-0-1)

Date	GT	Opp	Result
9-30-1911	--	--	hW 22-5
9-28-1912	--	--	hT 0-0
10-19-1918	--	--	hW 119-0

5TH DIVISION

GT leads 1-0 (H: 1-0)

Date	GT	Opp	Result
9-20-1919	--	--	hW 48-0

DUKE • 46-30-1

GT leads 46-30-1 (H: 26-12-1, A: 20-18)

Date	GT	Opp	Result
12-2-1933	--	--	hW 6-0
10-13-1934	--	--	aL 0-20
10-19-1935	--	--	hW 6-0
10-17-1936	--	--	aL 6-19
10-16-1937	--	*10	hL 19-20
10-15-1938	--	*9	aL 0-6
11-4-1939	--	12	hL 6-7
11-2-1940	--	18	aL 7-41
11-1-1941	--	4	hL 0-14
10-31-1942	5	--	aW 26-7
10-30-1943	--	18	hL 7-14
11-4-1944	5	--	aL 13-19
11-3-1945	--	18	hL 6-14
11-2-1946	16	19	aW 14-0
11-1-1947	6	9	hW 7-0
10-30-1948	6	--	aW 19-7
10-29-1949	--	--	hL 14-27
11-4-1950	--	--	aL 21-30
11-3-1951	5	--	hT 14-14
11-1-1952	4	6	aW 28-7
11-21-1953	12	15	hW 13-10
10-30-1954	--	16	aL 20-21
10-29-1955	12	17	hW 27-0
11-3-1956	2	--	aW 7-0
11-2-1957	--	7	hW 13-0
11-1-1958	--	--	aW 10-8
10-31-1959	9	--	hL 7-10
10-29-1960	--	15	aL 0-6
10-14-1961	--	--	hW 21-0
11-3-1962	--	--	aW 20-9
11-2-1963	--	--	hW 30-6
10-31-1964	8	--	aW 21-8
10-30-1965	6	--	hW 35-23
10-29-1966	--	--	aW 48-7
11-4-1967	--	--	hW 19-7
11-2-1968	--	--	aL 30-46
11-1-1969	--	--	hW 20-7
10-31-1970	--	--	aW 24-16
10-30-1971	--	--	hW 21-0
11-4-1972	--	--	aL 14-20
11-3-1973	--	--	hW 12-10
11-2-1974	--	--	aL 0-9
11-1-1975	--	--	hW 21-6
10-30-1976	--	--	aL 7-31
10-29-1977	--	--	hL 24-25
9-9-1978	--	--	aL 10-28
11-3-1979	--	--	hW 24-14
11-1-1980	--	--	aL 12-17
10-31-1981	--	--	hL 24-38
10-30-1982	--	--	hL 21-38
10-29-1983	--	--	aL 26-32
11-3-1984	--	--	hW 31-3
11-2-1985	--	--	aW 9-0
11-1-1986	--	--	hW 34-6
10-31-1987	--	--	aL 14-48</



ALL-TIME SERIES RESULTS




Table with columns: Year, Score, Home/Away, Result. Rows include 10-3-1998, 10-16-1999, 10-21-2000, 10-6-2001, 11-16-2002, 11-8-2003, 10-16-2004, 10-15-2005, 11-18-2006, 11-10-2007, 10-4-2008, 11-14-2009.

FLORIDA STATE • 24-9-6
GT leads 24-9-6 (H: 15-4-4, A: 9-4-2, N: 0-1)

Table with columns: Date, GT, Opp, Result. Rows include 10-17-1904, 10-19-1912, 10-25-1913, 10-13-1923, 10-11-1924, 10-17-1925, 10-19-1929, 11-27-1930, 11-21-1931, 11-19-1932, 11-11-1933, 11-24-1934, 11-23-1935, 11-21-1936, 11-20-1937, 11-19-1938, 11-25-1939, 11-23-1940, 11-22-1941, 11-21-1942, 10-23-1948, 10-22-1949, 10-7-1950, 9-29-1951, 9-27-1952, 9-26-1953, 9-25-1954, 9-24-1955, 11-24-1956, 11-23-1957, 10-1-1960, 11-4-1961, 9-29-1962, 9-14-1963, 1-2-1967, 10-28-1978, 9-22-1979, 9-20-1980, 9-19-1981.

a1-Jacksonville, Fla.
n1-Orange Bowl

FLORIDA STATE • 9-12-1
FSU leads 12-9-1 (H: 8-6-1, A: 1-6)

Table with columns: Date, GT, Opp, Result. Rows include 11-22-1952, 10-22-1955, 9-26-1958, 11-10-1962, 11-9-1963, 9-19-1970, 11-13-1971, 10-4-1975, 10-17-1992, 10-2-1993, 11-5-1994, 10-21-1995, 11-2-1996, 10-18-1997, 10-24-1998, 9-11-1999, 9-9-2000, 12-1-2001, 11-9-2002.

Table with columns: Year, Score, Home/Away, Result. Rows include 9-13-2003, 11-1-2008, 10-10-2009.

FLORIDA STATE COLLEGE
GT leads 2-0 (H: 2-0)

Table with columns: Date, GT, Opp, Result. Rows include 11-7-1903, 10-8-1904.

FT. BENNING
GT leads 1-0 (H: 1-0)

Table with columns: Date, GT, Opp, Result. Row includes 10-16-1943.

FT. MCPHERSON
GT leads 2-1 (H: 2-1)

Table with columns: Date, GT, Opp, Result. Rows include 11-29-1894, 10-1-1904, 9-27-1913.

FRESNO STATE • 0-2
FSU leads 2-0 (H: 0-0, A: 0-0, N: 0-2)

Table with columns: Date, GT, Opp, Result. Rows include 12-31-2002, 12-31-2007.

n1-Silicon Valley Classic, San Jose, Calif.
n2-Humanitarian Bowl, Boise, Idaho

FURMAN • 10-1-3
GT leads 10-1-3 (H: 10-1-1, A: 0-0-2)

Table with columns: Date, GT, Opp, Result. Rows include 10-15-1901, 10-26-1901, 11-1-1902, 9-29-1917, 10-12-1918, 9-27-1919, 10-15-1921, 11-23-1946, 11-22-1947, 9-17-1983, 9-13-1986, 11-9-1991, 9-11-1993, 9-2-1995.

GARDNER-WEBB • 1-0
GT leads 1-0 (H: 1-0, A: 0-0)

Table with columns: Date, GT, Opp, Result. Row includes 10-11-08.

GEORGETOWN
GT leads 5-0 (H: 5-0)

Table with columns: Date, GT, Opp, Result. Rows include 11-15-1919, 11-13-1920, 11-12-1921, 11-11-1922, 10-20-1923.

GEORGIA • 39-60-5
UGA leads 60-39-5 (H: 26-32-4, A: 13-28-1)

Table with columns: Date, GT, Opp, Result. Rows include 11-4-1893, 10-23-1897, 10-22-1898, 10-28-1899, 10-13-1900, 10-25-1902, 10-24-1903, 11-12-1904, 11-18-1905, 11-10-1906, 11-2-1907, 11-20-1909, 11-19-1910, 11-18-1911.

Table with columns: Year, Score, Home/Away, Result. Rows include 11-16-1912, 11-15-1913, 11-14-1914, 11-13-1915, 11-18-1916, 11-14-1925, 11-13-1926, 12-3-1927, 12-8-1928, 12-7-1929, 12-6-1930, 11-28-1931, 11-26-1932, 11-25-1933, 12-1-1934, 11-30-1935, 11-28-1936, 11-27-1937, 11-26-1938, 12-2-1939, 11-30-1940, 11-29-1941, 11-28-1942, 11-27-1943, 12-2-1944, 12-1-1945, 11-30-1946, 11-29-1947, 11-27-1948, 11-26-1949, 12-2-1950, 12-1-1951, 11-29-1952, 11-28-1953, 11-27-1954, 11-26-1955, 12-1-1956, 11-30-1957, 11-29-1958, 11-28-1959, 11-26-1960, 12-2-1961, 12-1-1962, 11-30-1963, 11-28-1964, 11-27-1965, 11-26-1966, 11-25-1967, 11-30-1968, 11-29-1969, 11-28-1970, 11-25-1971 (TH), 12-2-1972, 12-1-1973, 11-27-1974, 11-27-1975 (TH), 11-27-1976, 11-26-1977, 12-2-1978, 11-24-1979, 11-29-1980, 11-28-1981, 11-27-1982, 11-26-1983, 12-1-1984, 11-30-1985, 11-29-1986, 11-28-1987, 11-26-1988, 12-2-1989, 12-1-1990, 11-30-1991, 11-28-1992, 11-25-1993 (TH), 11-25-1994 (fr), 11-23-1995 (TH), 11-30-1996, 11-29-1997, 11-28-1998, 11-27-1999.

Table with columns: Year, Score, Home/Away, Result. Rows include 11-25-2000, 11-24-2001, 11-30-2002, 11-29-2003, 11-27-2004, 11-26-2005, 11-25-2006, 11-24-2007, 11-29-2008, 11-28-2009.

GEORGIA NAVY PRE-FLIGHT
GT leads 2-0 (H: 2-0)

Table with columns: Date, GT, Opp, Result. Rows include 10-9-1943, 10-27-1944.

GORDON
GT leads 5-0 (H: 5-0)

Table with columns: Date, GT, Opp, Result. Rows include 10-12-1901, 10-5-1907, 10-3-1908, 10-2-1909, 10-1-1910.

INDIANA STATE • 1-0
GT leads 1-0 (H: 1-0, A: 0-0)

Table with columns: Date, GT, Opp, Result. Row includes 10-10-1987.

IOWA • 0-1
Iowa leads 1-0 (H: 0-0, A: 0-0, N: 0-1)

Table with columns: Date, GT, Opp, Result. Row includes 1-5-2010.

IOWA STATE • 1-0
GT leads 1-0 (H: 0-0, A: 0-0, N: 1-0)

Table with columns: Date, GT, Opp, Result. Row includes 12-18-1972.

JACKSONVILLE STATE • 2-0
GT leads 2-0 (H: 2-0, A: 0-0, N: 0-0)

Table with columns: Date, GT, Opp, Result. Rows include 8-28-2008 (th), 9-5-2009.

KANSAS • 1-0
GT leads 1-0 (H: 0-0, A: 0-0, N: 1-0)

Table with columns: Date, GT, Opp, Result. Row includes 1-1-1948.

KENTUCKY • 11-7-1
GT leads 11-7-1 (H: 7-3-1, A: 4-4)

Table with columns: Date, GT, Opp, Result. Rows include 11-17-1923, 10-8-1932, 10-7-1933, 10-12-1935, 10-10-1936, 10-9-1937, 11-5-1938, 11-11-1939, 11-9-1940, 11-8-1941, 11-7-1942, 10-28-1950, 10-6-1951, 10-23-1954, 9-22-1956, 9-21-1957, 9-20-1958, 9-19-1959, 9-17-1960.

a1-Louisville, Ky.

13 Consecutive Bowl Appearances ■ 2009 ACC Champions

BRACE FOR IMPACT

ALL-TIME SERIES RESULTS



Introduction

2010 Preview

Players

Staff

2009 Review

Records

History

LSU • 12-7

GT leads 12-7 (H: 7-2, A: 5-3, N: 0-2)

Date	GT	Opp	Result
10-23-1915	--	a1W	36-7
11-8-1924	--	hW	28-7
11-12-1927	--	hW	23-0
11-6-1943	--	20 hW	42-7
11-18-1944	9	--	aW 14-6
11-17-1945	--	hL	7-9
10-19-1946	--	12 aW	26-7
10-14-1950	--	aW	13-0
10-13-1951	8	--	hW 25-7
10-9-1954	--	hW	30-20
10-8-1955	4	--	aW 7-0
10-13-1956	3	--	hW 39-7
10-12-1957	17	--	aL 13-20
10-8-1960	--	hW	6-2
10-7-1961	3	--	aL 0-10
10-6-1962	5	--	hL 7-10
10-5-1963	7	--	aL 6-7
12-29-2000	15/17	--	n2L 14-28
12-31-2008	14/15	--	n2L 3-38

a1-New Orleans, La.
n2-Chick-fil-A/ Peach Bowl

MARYLAND • 13-6

GT leads 13-6 (H: 8-1, A: 5-5)

Date	GT	Opp	Result
10-8-1988	--	aL	8-13
10-7-1989	--	hW	28-24
10-6-1990	23/18	--	aW 31-3
10-12-1991	--	hW	34-10
10-10-1992	17/17	--	aW 28-26
10-9-1993	--	hW	38-0
10-22-1994	--	aL	27-42
9-28-1995 (th)	--	16/17 hW	31-3
11-14-1996 (th)	--	aL	10-13
11-22-1997	--	hW	37-18
10-31-1998	23/24	--	a1W 31-14
9-30-99 (th)	10/12	--	hW 49-31
11-18-2000	20/22	--	aW 35-22
10-11-2001 (th)	15/15	22/20 (ot) hL	17-20
10-17-2002 (th)	--	aL	10-34
10-23-2003 (th)	--	hW	7-3
10-9-2004	--	23/23 aW	20-7
10-7-2006	18/20	--	hW 27-23
10-6-2007	--	aL	26-28

a1-Ravens Stadium, Baltimore, Md.

MARYVILLE

Series tied 0-0-1 (H: 0-0-1)

Date	GT	Opp	Result
11-29-1906	--	hT	6-6

MEMPHIS • 2-1

GT leads 2-1 (H: 1-1, A: 1-0)

Date	GT	Opp	Result
9-27-1980	--	hW	17-8
9-26-1981	--	hL	15-28
9-25-1982	--	aW	24-20

MERCER • 13-1-1

GT leads 13-1-1 (H: 10-0-1, A: 3-1)

Date	GT	Opp	Result
11-5-1892	--	aL	6-12
11-11-1893	--	hW	10-6
10-31-1896	--	aW	6-4
11-21-1896	--	hT	12-12
11-19-1908	--	aW	16-6
11-13-1909	--	hW	35-0
10-15-1910	--	hW	46-0
10-21-1911	--	hW	17-0
10-26-1912	--	aW	16-6
10-18-1913	--	hW	33-0
10-10-1914	--	hW	105-0
10-2-1915	--	hW	52-0
9-30-1916	--	hW	61-0
10-2-1937	--	hW	28-0
10-1-1938	--	hW	19-0

MIAMI • 10-5

GT leads 10-5 (H: 8-2, A: 2-2, N: 0-1)

Date	GT	Opp	Result
9-17-1955	*10	--	hW 14-6
9-26-1964	--	hW	20-0
11-10-1967	--	aL	7-49
9-27-1968	--	15 hL	7-10
9-26-1970	19	--	hW 31-21
9-20-1975	--	hW	38-23
9-17-1977	--	hW	10-6
10-14-1978	--	hW	24-19
1-1-2000	17/15	23/23 n1L	13-28
10-2-2004	--	4/4 hL	3-27
11-19-2005	--	3/3 aW	14-10
10-28-2006	21/21	--	hW 30-23
10-13-2007	--	hW	17-14
11-20-2008	--	23/rv	hW 41-23
9-17-2009 (th)	14/13	22/20 aL	17-33

n1-Toyota Gator Bowl

MICHIGAN • 0-1

Michigan leads 1-0 (H: 0-0, A: 0-1)

Date	GT	Opp	Result
10-20-1934	--	aL	2-9

MICHIGAN STATE • 3-0

GT leads 3-0 (H: 1-0, A: 1-0, N: 1-0)

Date	GT	Opp	Result
9-18-1971	--	18 hW	10-0
9-23-1972	--	18 aW	21-16
12-31-1985	--	--	n1W 17-14

n1-All-American Bowl, Birmingham, Ala.

MISSISSIPPI • 2-1

GT leads 2-1 (H: 1-0, A: 0-0, N: 1-1)

Date	GT	Opp	Result
10-12-1946	--	--	hW 24-7
1-1-1953	2	7 n1W	24-7
12-30-1971	--	17 n2L	18-41

n1-Sugar Bowl

n2-Peach Bowl

MISSISSIPPI STATE • 4-0

GT leads 4-0 (H: 3-0, A: 1-0)

Date	GT	Opp	Result
10-17-1908	--	--	hW 23-0
10-5-1929	--	--	hW 27-13
9-20-2008	--	--	hW 38-7
10-3-2009	25/rv	--	aW 42-31

MISSOURI • 1-1

Series tied 1-1 (H: 0-0, A: 0-0, N: 1-1)

Date	GT	Opp	Result
1-1-1940	16	6 n1W	21-7
12-22-62	--	--	n2L 10-14

n1-Orange Bowl

n2-Bluebonnet Bowl

MOONEY

GT leads 3-0 (H: 3-0)

Date	GT	Opp	Result
10-15-1904	--	--	hW 51-0
10-10-1908	--	--	hW 30-0
10-9-1909	--	--	hW 35-6

NASHVILLE

Nashville leads 2-0 (H: 0-2)

Date	GT	Opp	Result
11-11-1899	--	--	hL 0-15
10-20-1900	--	--	hL 0-23

NAVY • 16-9

GT leads 16-9 (H: 10-4, A: 3-3, N: 3-2)

Date	GT	Opp	Result
10-21-1922	--	--	aL 0-13
10-24-1942	6	--	aW 21-0
10-23-1943	--	3 n1L	14-28
10-21-1944	8	9 hW	17-15
10-20-1945	--	2 n1L	6-20

11-9-1946	8	--	hW 28-20
11-8-1947	6	--	n1W 16-14
10-9-1964	--	--	n2W 17-0
10-23-1965	--	--	hW 37-16
11-9-1968	--	--	hL 15-35
11-7-1970	--	--	hW 30-8
11-6-1971	--	--	hW 34-21
11-18-1972	--	--	hW 30-7
11-17-1973	--	--	n2W 26-22
11-16-1974	--	--	hW 22-0
11-15-1975	--	--	hW 14-13
11-13-1976	--	--	aL 28-34
11-12-1977	--	--	aL 16-20
11-17-1979	--	--	hW 24-14
11-15-1980	--	--	hL 8-19
11-14-1981	--	--	hL 14-20
11-23-1996	--	--	hL 26-36
9-4-1999	10/11	--	aW 49-14
9-16-2000	--	--	hW 40-13
9-8-2001	10/13	--	aW 70-7

n1-Baltimore, Md.

n2-Jacksonville, Fla.

NEBRASKA • 1-0

GT leads 1-0 (H: 0-0, A: 0-0, N: 1-0)

Date	GT	Opp	Result
1-1-1991	2/2	19/13 n1W	45-21

n1-Florida Citrus Bowl, Orlando, Fla.

NEW MEXICO STATE • 1-0

GT leads 1-0 (H: 1-0, A: 0-0)

Date	GT	Opp	Result
9-12-1998	--	--	hW 42-7

NORTH CAROLINA • 24-18-3

GT leads 24-18-3 (H: 16-7, A: 8-11-3)

Date	GT	Opp	Result
10-30-1915	--	--	hW 23-3
10-21-1916	--	--	hW 10-6
10-22-1927	--	--	hW 13-0
10-27-1928	--	--	aW 20-7
10-12-1929	--	--	hL 7-18
11-1-1930	--	--	aT 6-6
11-7-1931	--	--	aT 19-19
10-22-1932	--	--	aW 43-14
10-28-1933	--	--	aW 10-6
11-3-1934	--	--	hL 0-26
10-26-1935	--	--	aL 0-19
9-25-1943	--	--	hW 20-7
10-7-1944	*10	--	hW 28-0
9-29-1945	--	--	aW 20-14
10-12-1974	--	--	hW 29-28
10-4-1980	--	10 aL	0-33
10-3-1981	--	6 hL	7-28
10-2-1982	--	12 aL	0-41
10-1-1983	--	5 hL	21-38
11-10-1984	--	--	aL 17-24
10-5-1985	--	--	hW 31-0
10-4-1986	--	--	aL 20-21
9-19-1987	--	--	hL 23-30
10-22-1988	--	--	aL 17-20
10-21-1989	--	--	hW 17-14
10-20-1990	11/11	--	aT 13-13
10-26-1991	--	--	hW 35-14
10-24-1992	19/19	--	aL 14-26
10-16-1993	--	14/13 hL	3-41
10-8-1994	--	14/14 aL	24-31
10-14-1995	--	--	hW 27-25
10-21-1996	--	11/13 aL	0-16
10-30-1997 (th)	--	5/5 hL	13-16
9-26-1998	--	--	aW 43-21
10-9-1999	7/8	--	(ot) hW 31-24
9-30-2000	--	--	aW 42-28
11-1-2001 (th)	23/21	22/nr	hW 28-21
9-28-2002	--	--	aW 21-13
11-15-2003	--	--	hW 41-24
9-18-2004	--	--	aL 13-34
9-10-2005	17/21	--	hW 27-21
11-11-2006	19/18	--	aW 7-0
11-17-2007	--	--	hW 27-25

NC STATE • 17-9

GT leads 17-9 (H: 10-3, A: 7-6)

Date	GT	Opp	Result
11-10-1918	--	--	hW 128-0
11-18-1922	--	--	hW 17-0
10-8-1983	--	--	aW 20-10
10-6-1984	12	--	hL 22-27
9-14-1985	--	--	aW 28-18
10-11-1986	--	--	hW 59-21
10-3-1987	--	--	aL 0-17
10-1-1988	--	nr/25	hL 6-14
9-9-1989	--	--	aL 28-38
9-8-1990	--	--	hW 21-13
10-5-1991	21/23	19/18	aL 21-28
10-3-1992	23/23	21/18	hW 16-13
10-23-1993	--	--	aL 23-28
10-1-1994	--	22/20	aL 13-21
11-11-1995	--	--	hW 27-19
9-7-1996	--	--	aW 28-16
10-11-1997	25/nr	--	hW 27-17
10-10-1998	--	23/23	aW 47-24
10-30-1999	7/7	--	hW 48-21
9-21-2000 (th)	--	--	(ot) aL 23-30
10-20-2001	23/25	--	hW 27-17
11-2-2002	--	8/10	aW 24-17
10-4-2003	--	--	hW 29-21
11-6-2004	--	--	aW 24-14
10-6-2005 (th)	24/23	--	hL 14-17
11-4-2006	20/20	--	aW 31-23



ALL-TIME SERIES RESULTS



9-28-1925	--	--	hW	13-7
9-25-1926	--	--	hL	6-7
11-19-1927	--	--	hW	19-7
11-3-1928	--	--	hW	32-7

PENN STATE • 3-4

Penn State leads 4-3 (H: 2-0, A: 0-1, N: 1-3)

Date	GT	Opp	Result
10-29-1921	--	n1L	7-28
11-10-1923	--	aL	0-7
10-18-1924	--	hW	15-13
10-10-1925	--	n2W	16-7
12-30-1961	13	17	n3L 15-30
11-12-1966	5	--	hW 21-0
8-28-1991	8/6	7/8	n4L 22-34

n1-Polo Grounds (N.Y.)
n2-Yankee Stadium
n3-Gator Bowl
n4-Kickoff Classic, East Rutherford, N.J.

PENNSYLVANIA • 1-2

Penn leads 2-1 (H: 1-0, A: 0-2)

Date	GT	Opp	Result
10-6-1917	--	hW	41-0
11-15-1930	--	aL	7-34
11-14-1931	--	aL	12-13

PITTSBURGH • 2-5

Pitt leads 5-2 (H: 0-2, A: 0-3, N: 2-0)

Date	GT	Opp	Result
11-23-1918	--	aL	0-32
10-25-1919	--	aL	6-16
10-23-1920	--	aL	3-10
1-2-1956	7	11	n1W 7-0
12-29-1956	4	13	n2W 21-14
9-21-1974	--	15	hL 17-27
9-18-1976	--	3	hL 14-42

n1-Sugar Bowl
n2-Gator Bowl

PRESBYTERIAN • 3-0

GT leads 3-0 (H: 3-0, A: 0-0)

Date	GT	Opp	Result
9-28-1935	--	hW	33-0
9-26-1936	--	hW	55-0
9-24-1937	--	hW	59-0

PURDUE • 0-1

Purdue leads 1-0 (H: 0-0, A: 0-0, N: 0-1)

Date	GT	Opp	Result
12-25-1978	--	7	n1L 21-41

n1-Peach Bowl

RICE • 2-0-1

GT leads 2-0-1 (H: 1-0-1, A: 1-0)

Date	GT	Opp	Result
9-24-1960	13	--	aW 16-13
9-30-1961	--	--	hW 24-0
9-30-1972	--	--	hT 36-36

RUTGERS • 1-0

GT leads 1-0 (H: 1-0, A: 0-0)

Date	GT	Opp	Result
10-22-1921	--	--	hW 48-14

ST. ALBANS

St. Albans leads 2-0 (H: 0-2)

Date	GT	Opp	Result
11-30-1893	--	--	hL 0-6
11-8-1902	--	--	hL 0-17

ST. MARY'S

GT leads 1-0 (N: 1-0)

Date	GT	Opp	Result
1-1-1947	11	--	n1W 41-19

n1-Oil Bowl, Houston, Texas

SAMFORD • 8-0

GT leads 8-0 (H: 6-0, A: 2-0)

Date	GT	Opp	Result
10-31-1903*	--	--	aW 37-0
10-11-1911*	--	--	aW 28-0
10-14-1939*	--	--	hW 35-0
10-5-1940*	--	--	hW 27-0
10-13-1945*	--	--	hW 43-0
9-4-2004	--	--	hW 28-7
9-9-2006	--	--	hW 38-6
9-8-2007	--	--	hW 69-14

* Known as Howard

SAVANNAH A.A.

SAA leads 1-0 (H: 0-1)

Date	GT	Opp	Result
10-27-1894	--	--	hL 0-8

SEWANEE

Sewanee leads 7-5-1 (H: 5-7-1)

Date	GT	Opp	Result
10-23-1899	--	--	hL 0-30
10-29-1900	--	--	hL 0-34
11-11-1905	--	--	hT 18-18
10-20-1906	--	--	hL 0-16
11-9-1907	--	--	hL 0-18
11-14-1908	--	--	hL 0-6
10-23-1909	--	--	hL 0-15
11-11-1911	--	--	hW 23-0
11-9-1912	--	--	hL 0-7
11-1-1913	--	--	hW 33-0
10-31-1914	--	--	hW 20-0
10-5-1935	--	--	hW 32-0
10-3-1936	--	--	hW 58-0

SOUTHERN CAL • 1-2

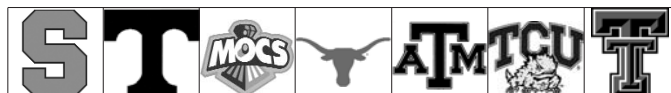
USC leads 2-1 (H: 0-1, A: 1-1)

Date	GT	Opp	Result
9-22-1961	--	9	aW 27-7
10-25-1969	--	7	aL 18-29
9-22-1973	--	1	hL 6-23

SOUTH CAROLINA • 12-9

GT leads 12-9 (H: 12-3, A: 0-6)

Date	GT	Opp	Result
9-9-1901	--	--	hW 13-0
11-26-1903	--	--	hL 0-16
10-16-1909	--	--	hW 59-0
10-3-1914	--	--	hW 20-0
10-4-1930	--	--	hW 45-0
10-3-1931	--	--	hW 25-13
11-19-1949	--	--	hW 13-3
9-30-1950	--	--	hL 0-7
9-12-1970	--	17	hW 23-20



9-11-1971	17	--	aL 7-24
9-16-1972	--	--	hW 34-6
9-15-1973	--	--	aL 28-41
9-14-1974	--	--	hW 35-20
9-13-1975	--	--	aL 17-23
9-11-1976	--	--	hL 17-27
9-10-1977	--	--	aL 0-17
10-7-1978	--	--	hW 6-3
10-15-1988	--	8	hW 34-0
9-23-1989	--	--	aL 10-21
9-29-1990	--	25/nr	hW 27-6
10-19-1991	--	--	aL 14-23

10-9-1976	--	--	hL 7-42
10-8-1977	--	--	aW 24-8
10-13-1979	--	--	aL 0-31
10-11-1980	--	--	hL 10-23
10-10-1981	--	--	aL 7-10
10-23-1982	--	--	hW 31-21
10-22-1983	--	--	aL 3-37
10-27-1984	--	--	hL 21-24
10-26-1985	--	16	aT 6-6
10-25-1986	--	--	hW 14-13
10-24-1987	--	13	aL 15-29

SMU • 8-2-1

GT leads 8-2-1 (H: 5-0-1, A: 3-2)

Date	GT	Opp	Result
9-23-1950	--	*10	aL 13-33
9-22-1951	--	--	hW 21-7
10-4-1952	6	--	aW 20-7
10-3-1953	9	--	hW 6-4
10-2-1954	--	--	aW 10-7
10-1-1955	3	--	hW 20-7
9-29-1956	2	5	aW 9-7
9-28-1957	3	15	hT 0-0
10-25-1958	17	--	aL 0-20
9-26-1959	16	6	hW 16-12
9-20-1969	--	--	hW 24-21

STANFORD • 2-0

GT leads 2-0 (H: 0-0, A: 0-0, N: 2-0)

Date	GT	Opp	Result
12-25-1991	--	17/17	n1W 18-17
12-27-2001	--	11/11	n2W 24-14

n1-Aloha Bowl
n2-Seattle Bowl

SYRACUSE • 2-0

GT leads 2-0 (H: 0-0, A: 0-0, N: 2-0)

Date	GT	Opp	Result
8-26-2001	10/13	--	n1W 13-7
12-21-2004	--	--	n2W 51-14

n1-Kickoff Classic (E. Rutherford, N.J.)
n2-Champs Sports Bowl (Orlando, Fla.)

TENNESSEE • 17-24-2

UT leads 24-17-2 (H: 13-11-1, A: 4-13-1)

Date	GT	Opp	Result
11-22-1902	--	--	hL 6-10
11-21-1903	--	--	aL 0-11
10-22-1904	--	--	hW 2-0
11-4-1905	--	--	hW 45-0
10-19-1907	--	--	hW 6-4
10-31-1908	--	--	hL 5-6
10-30-1909	--	--	aW 29-0
10-14-1911	--	--	hW 24-0
9-28-1946	--	*8	aL 9-13
9-27-1947	*4	--	hW 27-0
11-6-1948	6	--	hL 6-13
11-5-1949	--	14	hW 30-13
11-6-1954	--	--	hW 28-7
11-5-1955	8	--	hT 7-7
11-10-1956	2	3	hL 0-6
11-9-1957	18	9	aL 6-21
10-11-1958	--	--	hW 21-7
10-10-1959	3	8	aW 14-7
11-5-1960	--	8	hW 14-7
11-11-1961	9	--	aL 6-10
10-13-1962	11	--	hW 17-0
10-12-1963	--	--	aW 23-7
11-7-1964	7	--	hL 14-22
11-6-1965	--	--	aL 7-21
10-8-1966	9	8	hW 6-3
10-14-1967	--	--	aL 13-24
10-12-1968	--	10	hL 7-24
10-11-1969	--	10	aL 8-26
10-10-1970	13	20	hL 6-17
10-9-1971	--	13	aL 6-10
9-9-1972	--	15	hL 3-34
10-13-1973	--	8	aL 14-20

UT-CHATTANOOGA • 8-0

GT leads 8-0 (H: 8-0, A: 0-0)

Date	GT	Opp	Result
10-13-1906	--	--	hW 18-0
10-8-1910	--	--	hW 18-0
10-11-1913	--	--	hW 71-6
10-4-1941	--	--	hW 20-0
10-10-1942	*6	--	hW 30-6
11-9-1985	--	--	hW 35-7
9-10-1988	--	--	hW 24-10
9-22-1990	--	--	hW 44-9

TEXAS • 0-1

Texas leads 1-0 (H: 0-0, A: 0-0, N: 0-1)

Date	GT	Opp	Result
1-1-1943	5	11	n1L 7-14

n1-Cotton Bowl

TEXAS A&M • 1-1

Series tied 1-1 (H: 1-1, A: 0-0)

Date	GT	Opp	Result
9-25-1965	--	--	hL 10-14
9-17-1966	--	--	hW 38-3

TEXAS CHRISTIAN • 2-0

GT leads 2-0 (H: 2-0, A: 0-0)

Date	GT	Opp	Result
9-30-1967	--	--	hW 24-7
9-21-1968	--	--	hW 17-7

TEXAS TECH • 2-0

GT leads 2-0 (H: 0-0, A: 0-0, N: 2-0)

Date	GT	Opp	Result
1-1-1966	--	10	n1W 31-21
12-19-1970	13	19	n2W 17-9

n1-Gator Bowl
n2-Sun Bowl

TRANSYLVANIA

GT leads 1-0 (H: 1-0)

Date	GT	Opp	Result
10-16-1915	--	--	hW 67-0

TROY • 1-0

GT leads 1-0 (H: 1-0, A: 0-0)

Date	GT	Opp	Result
9-16-2006	--	--	hW 35-20

TULANE • 35-13

GT leads 35-13 (H: 20-4, A: 15-9)

Date	GT	Opp	Result
11-4-1916	--	--	hW 45-0
11-10-1917	--	--	aW 48-0
10-9-1926	--	--	hW 9-6
10-8-1927	--	--	hW 13-6
10-13-1928	--	--	aW 12-0
10-26-1929	--	--	aL 14-20
10-25-1930	--	--	hL 0-28
10-24-1931	--	--	aL 0-33
11-5-1932	--	--	hL 14-20
10-21-1933	--	--	hL 0-7
10-27-1934	--	--	aL 12-20
11-13-1943	19	--	aW 33-0
11-11-1944	13	--	hW 34-7</



ALL-TIME SERIES RESULTS



10-2-1948	*6	--	hW	13-7	10-25-1952	5	--	hW	30-0
10-1-1949	--	*4	aL	0-18	10-31-1953	8	--	aW	43-0
10-11-1952	5	--	hW	14-0	9-19-1964	--	--	hW	14-2
10-10-1953	10	--	aW	27-13	9-18-1965	--	--	aT	10-10
9-18-1954	*7	--	hW	28-0	9-24-1966	--	--	hW	42-0
10-27-1956	3	15	hW	40-0	9-23-1967	--	--	aW	17-10
10-26-1957	--	--	aW	20-13	8-31-2002	--	--	hW	45-3
10-4-1958	--	--	hW	14-0	9-27-2003	--	--	(ot) aW	24-17
10-24-1959	9	--	aW	21-13	10-31-2009	11/11	--	aW	56-31
10-22-1960	--	--	hW	14-6					
10-28-1961	9	--	aW	35-0					

VIRGINIA • 15-16-1

UVA leads 16-15-1 (H: 12-7, A: 3-9-1)

Date	GT	Opp	Result	
11-13-1965	--	hW	42-19	
11-5-1966	5	--	hW	14-13
10-5-1974	--	hW	28-24	
10-2-1976	--	hW	35-14	
11-6-1982	--	hW	38-32	
11-3-1983 (th)	--	hW	31-27	
10-13-1984	20	--	aT	20-20
9-21-1985	--	hL	13-24	
9-20-1986	--	aW	28-14	
11-7-1987	--	hL	14-23	
9-17-1988	--	aL	16-17	
9-16-1989	--	hL	10-17	
11-3-1990	16/14	1/1	aW	41-38
9-19-91 (th)	17/19	--	hW	24-21
9-19-1992	22/20	20/19	aL	24-55
9-16-1993 (th)	--	25/23	hL	14-35
10-15-1994	--	hL	7-24	
9-16-1995	--	16/17	aL	14-41
10-5-1996	--	12/11	hW	13-7
11-8-1997	--	aL	31-35	
10-17-1998	25/25	7/6	hW	41-38
11-6-1999	7/7	--	aL	38-45
11-9-00 (th)	24/nr	--	hW	35-0
11-10-2001	20/17	--	aL	38-39
10-26-2002	--	hW	23-15	
11-22-2003	--	aL	17-29	
11-20-2004	--	18/18	hL	10-30
11-12-2005	24/24	--	aL	17-27
9-21-2006 (th)	--	hW	24-7	
9-22-2007	--	aL	23-28	
10-25-2008	21/21	--	hL	17-24
10-24-2009	11/13	--	aW	34-9

TULSA • 2-1

GT leads 2-1 (H: 0-0, A: 0-0, N: 2-1)

Date	GT	Opp	Result
1-1-1944	13	15 n1W	20-18
1-1-1945	13	-- n2L	12-26
1-4-2004	--	-- n3W	52-10

n1-Sugar Bowl
n2-Orange Bowl
n3-Humanitarian Bowl

UTAH • 0-1

Utah leads 1-0 (H: 0-0, A: 0-0, N: 0-1)

Date	GT	Opp	Result
12-29-2005	24/24	-- n1L	10-38

n1-Emerald Bowl

VANDERBILT • 19-15-3

GT leads 19-15-3 (H: 12-10, A: 7-5-3)

Date	GT	Opp	Result	
11-19-1892	--	hL	10-20	
11-17-1906	--	hL	6-37	
11-16-1907	--	aL	0-54	
11-12-1910	--	hL	0-23	
11-3-1917	--	hW	83-0	
10-18-1919	--	hW	20-0	
10-16-1920	--	aW	44-0	
11-15-1924	--	hL	0-3	
11-7-1925	--	hW	7-0	
11-6-1926	--	hL	7-13	
11-5-1927	--	aT	0-0	
11-10-1928	--	hW	19-7	
11-9-1929	--	hL	7-23	
11-8-1930	--	hL	0-6	
10-31-1931	--	hL	7-49	
10-29-1932	--	aL	0-12	
11-4-1933	--	aL	6-9	
10-6-1934	--	hL	12-27	
11-2-1935	--	hL	13-14	
10-24-1936	--	aT	0-0	
10-30-1937	--	hW	14-0	
10-29-1938	--	aL	7-13	
10-21-1939	--	hW	14-6	
10-19-1940	--	hW	19-0	
10-18-1941	--	18	aL	7-14
9-25-1948	*6	--	aW	13-0
9-24-1949	--	hW	12-7	
10-27-1951	3	--	aW	8-7

VMI • 14-1

GT leads 14-1 (H: 14-1, A: 0-0)

Date	GT	Opp	Result	
10-24-1914	--	hW	28-7	
10-6-1923	--	hW	10-7	
10-4-1924	--	hW	3-0	
10-3-1925	--	hW	33-0	
10-2-1926	--	hW	13-0	
10-1-1927	--	hW	7-0	
10-6-1928	--	hW	13-0	
10-5-1946	--	hW	32-6	
10-11-1947	4	--	hW	20-0
11-11-1950	--	hL	13-14	
11-10-1951	8	--	hW	34-7
11-10-1973	--	hW	36-7	
10-11-1975	--	hW	38-10	
11-8-1986	--	hW	52-6	
11-5-1988	--	hW	34-7	

VIRGINIA TECH • 3-4

VT leads 4-3 (H: 2-2, A: 1-2)

Date	GT	Opp	Result	
11-10-1990	7/7	--	hW	6-3
8-27-2000	--	*Cancelled (weather)		
10-28-2004 (th)	--	22/22	hL	20-34
9-24-2005	--	4/4	aL	7-51
9-30-2006	24/nr	11/10	aW	38-27
11-1-2007 (th)	--	11/13	hL	3-27
9-13-2008	--	--	aL	17-20
10-17-2009	19/20	4/4	hW	28-23

* 2000 BCA Bowl at Blacksburg, Va.



Georgia Tech vs. The Conferences

ACC	W-L	BIG 12	W-L	Utah	W-L
Boston College	5-2	Baylor	3-1	Wyoming	0-0
Clemson	49-24-2	Colorado	0-0	TOTAL	6-2
Duke	46-30-1	Iowa State	1-0		
Florida State	9-12-1	Kansas	1-0	SEC	W-L
Maryland	13-6	Kansas State	0-0	Alabama	21-28-3
Miami (Fla.)	10-5	Missouri	1-1	Arkansas	1-1
North Carolina	24-18-3	Nebraska	1-0	Auburn	41-47-4
NC State	17-9	Oklahoma	0-0	Florida	24-9-6
Virginia	15-16-1	Oklahoma State	0-0	Georgia	39-60-5
Virginia Tech	3-4	Texas	0-1	Kentucky	11-7-1
Wake Forest	21-8	Texas A&M	1-1	LSU	12-7
TOTAL	212-134-8	Texas Tech	2-0	Mississippi	2-1
		TOTAL	10-4	Mississippi State	4-0
BIG EAST	W-L			South Carolina	12-9
Cincinnati	0-0	CONFERENCE USA	W-L	Tennessee	17-24-2
Connecticut	3-0	Central Florida	3-0	Vanderbilt	19-15-3
Louisville	0-0	East Carolina	0-0	TOTAL	203-208-24
Pittsburgh	2-5	Houston	0-0		
Rutgers	1-0	Marshall	0-0	PAC 10	W-L
South Florida	0-0	Memphis	2-1	Arizona	0-2
Syracuse	2-0	Rice	2-0-1	Arizona State	0-0
West Virginia	2-1	SMU	8-2-1	California	3-4
TOTAL	10-6	Southern Miss	0-0	Oregon	0-0
BIG TEN	W-L	Tulane	35-13	Oregon State	0-0
Illinois	0-0	Tulsa	2-1	Southern Cal	1-2
Indiana	0-0	UAB	0-0	Stanford	2-0
Iowa	0-1	UTEP	0-0	UCLA	0-0
Michigan	0-1	TOTAL	52-17-2	Washington	0-0
Michigan State	3-0			Washington State	0-0
Minnesota	0-0	MOUNTAIN WEST	W-L	TOTAL	6-8
Northwestern	0-0	Air Force	3-0		
Ohio State	0-0	Brigham Young	1-1	OTHERS	W-L
Penn State	3-4	Colorado State	0-0	Army	3-1
Purdue	0-1	Colorado State	0-0	Navy	16-9
Wisconsin	0-0	New Mexico	0-0	Notre Dame	6-27-1
TOTAL	6-7	San Diego State	0-0	Western Kentucky	0-0
		TCU	2-0		
		UNLV	0-0		

WASHINGTON & LEE • 4-1-1

GT leads 4-1-1 (H: 4-1-1, A: 0-0)

Date	GT	Opp	Result
10-28-1916	--	hT	7-7
10-20-1917	--	hW	63-0
11-8-1919	--	hL	0-3
10-23-1926	--	hW	19-7
10-9-1948	*6	hW	27-0
10-8-1949	--	hW	36-0

WAKE FOREST • 21-8

GT leads 21-8 (H: 13-4, A: 8-3, N: 0-1)

Date	GT	Opp	Result	
9-29-1917	--	hW	33-0	
10-4-1919	--	hW	14-0	
9-25-1920	--	hW	44-0	
9-24-1921	--	hW	42-0	
11-13-1982	--	aW	45-7	
11-12-1983	--	hW	49-33	
11-17-1984	--	aW	24-7	
11-16-1985	--	hW	41-10	
11-22-1986	--	aL	21-24	
11-21-1987	--	hL	6-33	
11-12-1988	--	aL	24-28	
11-18-1989	--	hW	43-14	
11-17-1990	4/5	--	aW	42-7
11-16-1991	--	hW	27-3	
11-14-1992	--	hL	10-23	
11-13-1993	--	aW	38-28	
11-19-1994	--	hL	13-20	
11-4-1995	--	aW	24-23	
9-14-1996	--	hW	30-10	
9-20-1997	--	aW	28-26	
11-21-1998	21/21	--	hW	63-35
11-20-1999	14/12	--	aL	23-26
10-14-2000	--	hW	52-20	
11-17-2001	nr/23	--	aW	38-33

10-5-2002

10-5-2002	--	--	hL	21-24
10-11-2003	--	--	aW	24-7
11-5-2004	--	--	hW	30-17
12-2-2006	23/22	16/16	n1L	6-9
11-7-2009	10/11	--	hW (ot)	30-27

n1-ACC Championship Game, Jacksonville, Fla.

WESTERN CAROLINA • 4-0

GT leads 4-0 (H: 4-0, A: 0-0)

Date	GT	Opp	Result	
10-12-1985	--	hW	24-17	
11-4-1989	--	hW	34-7	
9-12-1992	24/24	--	hW	37-19
9-10-1994	--	hW	45-26	

WEST VIRGINIA • 2-1

GT leads 2-1 (H: 0-0, A: 0-0, N: 2-1)

Date	GT	Opp	Result
1-1-1954	8	10 n1W	42-19
12-29-1997	--	-- n2W	35-30
1-1-2007	nr/25	13/12 n3L	35-38

n1-Sugar Bowl
n2-Carquest Bowl
n3-Gator Bowl

WILLIAM & MARY • 1-0

GT leads 1-0 (H: 1-0, A: 0-0)

Date	GT	Opp	Result	
9-29-1979	--	--	hW	33-7

WOFFORD • 1-0

GT leads 1-0 (H: 0-0, A: 0-0, N: 1-0)

Date	GT	Opp	Result	
10-18-1901	--	--	n1W	33-0

n1-Augusta, Ga.

Introduction

2010 Preview

Players

Staff

2009 Review

Records

History



13 Consecutive Bowl Appearances ■ 2009 ACC Champions



JOSHUA NESBITT

"He's not the most stylish quarterback in the land, and he doesn't throw the prettiest passes. But if it's fourth-and-2 and his team is going for it — and Georgia Tech's coach tends to go for it — Joshua Nesbitt is the one you'd trust most with the ball.

"He'll get the two yards. He'll get them if he has to steal the ball back from an opponent. He'll get them no matter how many opponents grab onto him."

— Mark Bradley, AJC Columnist (July 13, 2010)

- 2009 First Team All-ACC Quarterback
- Rushed AND passed for more than 1,000 yards in 2009
- Needs 739 yards to become the most prolific rushing quarterback in ACC history
- His 103 rushing yards and 136 yards vs. Clemson in the ACC Championship Game led the Yellow Jackets to their first outright ACC title since 1990
- Preseason watch list for the 2010 Johnny Unitas Golden Arm Award



KEITH BROOKING
DALLAS COWBOYS



MORGAN BURNETT
GREEN BAY PACKERS



JAMES BUTLER
ST. LOUIS RAMS



TASHARD CHOICE
DALLAS COWBOYS



MIKE COX
KANSAS CITY CHIEFS



JONATHAN DWYER
PITTSBURGH STEELERS



ANDREW ECONOMOS
TAMPA BAY BUCCANEERS



NICK FERGUSON
HOUSTON TEXANS



JOHN PAUL FOSCHI
CINCINNATI BENGALS



KEYARON FOX
PITTSBURGH STEELERS



ANDREW GARDNER
MIAMI DOLPHINS



GARY GUYTON
NEW ENGLAND PATRIOTS



ANTHONY HARGROVE
NEW ORLEANS SAINTS



WILL HELLER
DETROIT LIONS

JACKETS IN THE



CORD HOWARD
BUFFALO BILLS



CALVIN JOHNSON
DETROIT LIONS



MICHAEL JOHNSON
CINCINNATI BENGALS




DAWAN LANDRY
BALTIMORE RAVENS



MICHAEL MATTHEWS
BUFFALO BILLS



DERRICK MORGAN
TENNESSEE TITANS



CHRIS REIS
NEW ORLEANS SAINTS



DARRYL RICHARD
NEW ENGLAND PATRIOTS



DARYL SMITH
JACKSONVILLE JAGUARS



DEMARIYUS THOMAS
DENVER BRONCOS



VANCE WALKER
ATLANTA FALCONS




PHILIP WHEELER
INDIANAPOLIS COLTS



KEN WHISENHUNT
HEAD COACH - ARIZONA CARDINALS



GERRIS WILKINSON
NEW YORK GIANTS



JAHI WORD-DANIELS
DETROIT LIONS



MANSFIELD WROTTO
SEATTLE SEAHAWKS



2010 SCHEDULE



SOUTH CAROLINA STATE
Sept. 4 • 1 p.m. • Atlanta
TELEVISION ON ESPN3.COM



at Kansas
Sept. 11 • Noon (ET) • Lawrence, Kan.
TELEVISION ON FSN



at North Carolina
Sept. 18 • Noon • Chapel Hill, N.C.
TELEVISION ON RAYCOM



NC STATE
Sept. 25 • Atlanta
PARENTS WEEKEND



at Wake Forest
Oct. 2 • Winston-Salem, N.C.



VIRGINIA
Oct. 9 • Atlanta
HOMECOMING



MIDDLE TENNESSEE STATE
Oct. 16 • Atlanta
HALL OF FAME WEEKEND



at Clemson
Oct. 23 • Clemson, S.C.



at Virginia Tech
Nov. 4 (Thur) • 7:30 p.m. • Blacksburg, Va.
TELEVISION ON ESPN



MIAMI
Nov. 13 • Atlanta
INTERNATIONAL CHAMPIONSHIP TEAM REUNION



DUKE
Nov. 20 • Atlanta



at Georgia
Nov. 27 • Athens, Ga.



BRACE FOR IMPACT

2010 GEORGIA TECH FOOTBALL