

# DEMON DEACON BASKETBALL TIMELINE


**1906** Wake Forest participated in the first college basketball game played in North Carolina. Some historical accounts have Wake Forest College losing to Guilford, 26-19, on Feb. 6, 1906. However, the coach of that team, Richard Crozier, remembers the first game coming against Trinity College (now Duke). In that case, Wake won the first game, 15-5 at Angier Duke Gymnasium.

**1916** Ten years after starting basketball at Wake Forest, J.R. Crozier coached one of Wake's first truly successful teams, posting a sparkling 16-2 record.

**1919** (Jan. 20) The 100th win in the history of the program was a 25-19 victory over the Durham YMCA.

**1927** Under first-year Deacon head coach James Baldwin, Wake Forest put together a remarkable 22-3 record -- the most wins ever by a first-year WFU coach.

**1936** (Feb. 7) Wake Forest becomes a member of the Southern Conference.



*The first Wake Forest basketball team in 1906.*

**1939** Wake Forest is one of eight teams to play in the very first NCAA Basketball Tournament, losing to Ohio State in the first round.

**1944** The only year since 1906 that Wake Forest has not fielded a team came due to World War II.

**1953** (Feb. 12) Wake Forest's Dickie Hemric (44 points) and Duke's Bill Reigel (38 points) put on a scoring shootout at Gore Gymnasium.

**1953** (March 7) Wake Forest won the last Southern Conference Tournament before joining the ACC, snapping NC State's run of six consecutive league titles.

**1953** (May 8) Wake Forest becomes a charter member of the ACC. Deacon Athletic Director Jim Weaver is selected as the league's first commissioner.

**1955** All-American Dickie Hemric was named the ACC Player of the Year for the second straight year. He also earned ACC Athlete of the Year honors.

**1955** Marvin "Skeeter" Francis embarked on a 37-year career publicizing ACC sports, including 15 years at Wake and 22 years as media relations director at the ACC.

**1955** (Feb. 4) Dickie Hemric grabbed 36 rebounds (still a school record) and the Demon Deacons pummeled Clemson by 55 points, 120-65.

**1955** (Feb. 19) Dickie Hemric sank 20 free throws -- easily a school record -- at Duke.

**1956** (Jan. 7) The Deacons beat North Carolina, 76-71, for the 500th win in school history. The win marked one of Wake's final games in Gore Gymnasium.

**1956-57** Wake began playing home games in Winston-Salem after the campus moved from Wake Forest, NC. Also, Murray Greason stepped down as head coach.

**1958** Bones McKinney began the first of eight colorful years as head coach, leading the Deacons to two ACC titles and a Final Four appearance in 1962.

**1959** (Dec. 30) Wake Forest beat North Carolina 53-50 in the finals of the Dixie Classic and the Deacons went on to capture the ACC regular season title.

**1961** (Jan. 7) Wake Forest grabbed a school record 73 rebounds and out-rebounded Virginia by 37 boards, 73-36.

**1961** (March 3) Unranked Wake Forest beat 10th-ranked Duke 96-81 in the finals of the ACC Tournament to capture its first-ever league championship.

**1962** (Feb. 12) Len Chappell erupted for 50 points against Virginia at the Winston-Salem Coliseum.

**1962** (March 17) Wake Forest defeated Villanova 79-69 to advance to the Final Four for the first and only time in Demon Deacon history.

**1965** (Dec. 1) The duo of Paul Long (34 points) and Bob Leonard (33 points) combined for 67 points at Davidson.

**1965** (Dec. 11) With 10:02 left in the first half of a WFU-NC State game, the Coliseum lights went out due to a transformer fire. The two teams resumed the game on Feb. 23 with NC State taking a 101-75 win in what was the longest game (74 days) in ACC history.

**1966** Norwood Todmann, a high school teammate of Lew Alcindor, became the first African-American to play varsity basketball at Wake Forest.

**1969** (Feb. 15) Charlie Davis established a school record that has stood for more than 35 years with a 51-point scoring outburst against American.

**1970** (Dec. 29) Gil McGregor (31 points) and Charlie Davis (30 points) both eclipse 30 points in a win over Georgetown in West Palm Beach, FL.

**1975** (Jan. 3) Wake Forest sends shock waves around the country with an upset of No. 1 and defending NCAA champion NC State.

**1975** (Jan. 22) The Deacons established a record that remains today by scoring 122 points in a 122-109 win over visiting Duke.

**1976** (Jan. 10) Jerry Schellenberg, Skip Brown, Daryl Peterson and Rod Griffin each scored 20-plus points in a 96-93 win over 2nd-ranked Maryland.

**1977** (Jan. 26) Rod Griffin's double-double (21 points, 12 rebounds) led Wake to a win at No. 4 UNC's Carmichael Auditorium -- the 800th win in WFU history.

**1977** (Dec. 10) Wake Forest established a school record with 25 steals against visiting Richmond.

**1978** (Feb. 15) The Deacons hit the 30-assists mark for the one and only time in school history, against Davidson.

**1979** (Dec. 8) Wake Forest makes 36 of 49 field goal attempts for a school record 73.5 percentage in a win over Fairleigh Dickinson.

# DEMON DEACON BASKETBALL TIMELINE

<p><b>1981</b> (Feb. 11) Mike Helms scored 20 points as Wake Forest won in Chapel Hill by 16 points, 84-68.</p>	<p><b>1982</b> (Jan. 21) Playing in Chapel Hill, unranked Wake Forest shocked No. 1-ranked and eventual NCAA champion North Carolina and Michael Jordan, 55-48.</p>	<p><b>1983</b> (Jan. 5) Wake Forest waxes SUNY-Buffalo 121-56 for its largest margin of victory against a Division I team.</p>	<p><b>1984</b> (March 23) Wake Forest beat the heavily-favored DePaul to advance to the Elite Eight and beat Ray Meyers in his last game as coach.</p>	<p><b>1986</b> (Feb. 8) Tyrone Bogues dished out a school-record 17 assists at No. 1 North Carolina.</p>	<p><b>1989</b> (Jan. 21) Unranked Wake Forest beat No. 1 Duke 75-71 at the Greensboro Coliseum.</p>
<p><b>1989</b> (Nov. 11) Lawrence Joel Veterans Memorial Coliseum is dedicated with an 82-74 win over Statiba of the Soviet Union in an exhibition game.</p>	<p><b>1989</b> (Dec. 2) In the second game in Joel Coliseum, Wake Forest reaches 1,000 all-time wins with a victory over Cornell.</p>	<p><b>1991</b> Wake Forest made the first of seven consecutive NCAA Tournament appearances, paced by ACC Rookie of the Year Rodney Rogers.</p>	<p><b>1992</b> (Feb. 23) Unranked Wake Forest surprised No. 1-ranked Duke 72-68 in front of a frenzied crowd at Lawrence Joel Coliseum.</p>	<p><b>1993</b> (Feb. 13) Rodney Rogers scored 35 points as Wake Forest beat third-ranked Duke at Cameron Indoor Stadium 98-86.</p>	<p><b>1994</b> Twice, unranked Wake Forest beat second-ranked Duke -- in both Winston-Salem and in Durham.</p>
<p><b>1995</b> (Feb. 28) Wake Forest won in the Smith Center for the first time as Randolph Childress and Tim Duncan combined for 51 points in a win vs. 2nd-ranked UNC.</p>	<p><b>1995</b> (March 12) Behind tournament MVP Randolph Childress' 37 points, Wake Forest captured its first Atlantic Coast Conference championship in 33 years. The 7th-ranked Deacons beat 4th-ranked North Carolina in overtime at the Greensboro Coliseum.</p>	<p><b>1996</b> (Jan. 13) Tim Duncan blocked a then school-record 10 shots and recorded the only official triple-double in school history, against visiting Maryland.</p>		<p><b>1996</b> (March 10) Tim Duncan had 27 points and 22 rebounds as the Deacons beat 18th-ranked Georgia Tech in Greensboro to capture back-to-back ACC titles.</p>	<p><b>1996</b> (March 21) Wake Forest defeats Louisville, 60-59, advancing to the Elite Eight of the NCAA Tournament, where it lost to Kentucky in the regional finals.</p>
<p><b>1997</b> (Jan. 11) The Deacons won in Duke's Cameron Indoor Stadium for the fifth consecutive year with an 81-69 victory over the 10th-ranked Blue Devils.</p>	 <p><i>Dave Odom, Randolph Childress and Tim Duncan celebrate the 1995 ACC title.</i></p>		<p><b>1997</b> Tim Duncan was named consensus National Player of the Year for the second straight year. He was also the first overall pick in the NBA Draft.</p>	<p><b>2000</b> Coach Dave Odom's team put together a late-season run to capture the NIT title at Madison Square Garden.</p>	<p><b>2000</b> Darius Songaila helped the Lithuanian basketball team capture a bronze medal at the Olympics in Sydney, Australia.</p>
<p><b>2000</b> (Dec. 7) The Deacons stunned third-ranked Kansas by 31 points, 84-53, at Joel Coliseum.</p>	<p><b>2001</b> (April 24) Skip Prosser is named the 19th head coach in Wake Forest history, replacing Dave Odom.</p>	<p><b>2002</b> (Feb. 13) In a double-overtime thriller at Clemson, Wake Forest set a school record with 19 three-point field goals, including a school-best 11 by Craig Dawson.</p>	<p><b>2003</b> (March 8) Wake beats NC State, 78-72 on the road, clinching the ACC men's basketball regular season title outright for the first time in more than 40 years.</p>	<p><b>2003</b> (Dec. 20) In the conference opener, Wake Forest beat North Carolina 119-114 in a triple-overtime game considered one of the best in ACC history.</p>	<p><b>2004</b> (Nov. 22) Wake Forest rose to No. 1 in the Associated Press poll for the first time in school history.</p>
<p><b>2005</b> (Jan. 8) Skip Prosser's team set a school record for the largest margin of victory on the road in the ACC with a 103-68 win at Clemson.</p>	<p><b>2005</b> (Jan. 15) The Deacons set a school and ACC record by going 32-of-32 from the free throw line in a win over eventual NCAA champion North Carolina.</p>	<p><b>2007</b> (Mar. 8) In a game that ended at 12:53 a.m., Wake Forest outlasted Georgia Tech, 114-112, in double-overtime in the opening round of the ACC Tournament.</p>	<p><b>2007</b> (July 26) Skip Prosser passed away at the age of 56, suffering an apparent heart attack following an afternoon jog.</p>	<p><b>2007</b> (Aug. 8) Dino Gaudio is named the 20th head coach in Wake Forest history, replacing the late Skip Prosser.</p>	 <p><i>Wake beat UNC in triple-overtime in 2003 in one of the ACC's greatest regular season games.</i></p>
<p><b>2008</b> Chris Paul helped Team USA capture a gold medal at the Olympics in Beijing, China. Paul is the first Deacon to ever win Olympic gold.</p>	<p><b>2009</b> (Jan. 11) Behind Jeff Teague's 34 points, No. 4-ranked Wake Forest took down No. 3-ranked and eventual national champion North Carolina, 92-89, at the Joel.</p>	<p><b>2009</b> (Jan. 19) The last remaining unbeaten team in the country at 16-0, Wake Forest rose to its second-ever No. 1 national ranking.</p>	<p><b>2010</b> (Mar. 18) Ishmael Smith hit a 17-foot jumper as time expired in OT to give the Deacons an 81-80 win over Texas in the first round of the NCAA Tournament.</p>	<p><b>2010</b> (Apr. 14) Jeff Bzdelik is introduced as the 21st head coach in Wake Forest history.</p>	<p><b>2012</b> Chris Paul wins gold with Team USA at the London Olympics. Al-Farouq Aminu (Nigeria) and Darius Songaila (Lithuania) also compete in the Olympics.</p>



# ALL-TIME LETTERWINNERS

## A


Dan Ackley ..... 1968-70  
 Randy Adams ..... 1973  
 David Adkins ..... 1959-60  
 Sean Allen ..... 1995-97  
 Jim Altengarten ..... 1965  
 Al-Farouq Aminu ..... 2009-10  
 Joseph Amonett ..... 1996-99  
 John Anderson ..... 1963-65  
 Niki Arinze ..... 1998-2000  
 George Austin ..... 1956

## B

Travis Banks ..... 1992-95  
 Scott Benken ..... 2003-04  
 Mickey Bertram ..... 1967  
 Steve Bierly ..... 1968  
 Brett Bitove ..... 2009  
 Tony Black ..... 1987-88  
 Marc Blucas ..... 1991-94  
 Drew Boggs ..... 1986  
 Tyrone Bogues ..... 1984-87  
 Phaethon Bolton ..... 2010  
 Jim Boshart ..... 1965-67  
 Henry Bowers ..... 1956-58  
 Cal Boyd ..... 1986-89  
 Jerry Braswell ..... 1995-98  
 Jimmy Broadway ..... 1966-68  
 Olin Broadway ..... 1957-59  
 Brad Brooks ..... 1962-64  
 Skip Brown ..... 1974-77  
 Bob Bryan ..... 1961  
 John Buck ..... 2003-06  
 Dave Budd ..... 1958-60  
 Matt Burns ..... 1995  
 Trask Buxton ..... 1962  
 Tony Byers ..... 1973-74  
 Tommy Byrne ..... 1964

## C

Larry Cain ..... 1966  
 Paul Caldwell ..... 1961  
 Wayne Calloway ..... 1958  
 Dennis Calvert ..... 1985-86  
 Jerry Campbell ..... 1972  
 Jim Campbell ..... 1956  
 Barry Canty ..... 1993-95  
 David Carlyle ..... 1988-90  
 Richard Carmichael ..... 1962-64  
 Wendell Carr ..... 1956-58  
 Stacey Castle ..... 1993-94  
 Morris Catlett ..... 1972  
 Len Chappell ..... 1960-62  
 Sylvester Charles ..... 1982-83  
 Darryl Cheeley ..... 1989  
 Tony Chennault ..... 2011-12  
 Randolph Childress ..... 1991, 93-95  
 Frank Christie ..... 1962-64  
 Gary Clark ..... 2008-11  
 Mark Cline ..... 1984-87  
 Ben Coleman ..... 1991  
 Kenneth Cox ..... 1955-58  
 Casey Crawford ..... 2007  
 Paul Crinkley ..... 1966-68  
 Gene Compton ..... 1960  
 Bill Cullen ..... 1959-60  
 Mitch Cullen ..... 1987-88



Tony Byers



Bill Greene

## D

Clay Dade ..... 1986  
 Chuck Dahms ..... 1980-81  
 Mark Dale ..... 1976-79  
 Vytas Danelius ..... 2002-05  
 Charlie Davis ..... 1969-71  
 Lefty Davis ..... 1954-56  
 Ben Davis ..... 2009  
 Maurice Davis ..... 1976-77  
 Scott Davis ..... 1981-84  
 Craig Dawson ..... 1999-2002  
 Michael Dean ..... 1972  
 Tate Decker ..... 2000  
 Al DePorter ..... 1954  
 Carson Desrosiers ..... 2011-12  
 John DeVos ..... 1954-55  
 Alan Dickens ..... 1986-88  
 Paul Diebert ..... 1986  
 Robert Doggett ..... 1991-92  
 Taron Downey ..... 2002-05  
 Michael Drum ..... 2006-07  
 Bo DuBose ..... 1969  
 Shamaine Dukes ..... 2006-07  
 Tim Duncan ..... 1994-97  
 Bobby Dwyer ..... 1972-74

## E

Chris Ellis ..... 2003-06  
 Justin Ellis ..... 1978-79

## F

Scott Feather ..... 2004-05  
 Bill Fennell ..... 1959-61  
 Anthony Fields ..... 2012  
**Chase Fischer ..... 2012**  
 Bobby Fitzgibbons ..... 1993-94  
 Jim Fitzpatrick ..... 1999-2000

Charlie Floyd ..... 1975-76  
 Mark Forester ..... 1990-92  
 Charles Forte ..... 1958-60  
 Kyle Fowler ..... 2008, 10  
 Lee Foye ..... 1973-76  
 Jack Frauson ..... 1956  
 Tim Fuller ..... 1997-2000

## G

Lee Garber ..... 1982-85  
 Maurice George ..... 1954-55  
 Jon Gerdes ..... 1955-56  
 Jim Gilley ..... 1955-57  
 Brooks Godwin ..... 2009-12  
 Chuck Goodman ..... 1998  
 Steven Goolsby ..... 1995-98  
 J. J. Grant ..... 1973  
 Justin Gray ..... 2003-06  
**Daniel Green ..... 2012**  
 Kenny Green ..... 1983-85  
 Bill Greene ..... 1957-59  
 James Griffin ..... 1998  
 Rod Griffin ..... 1975-78  
 Willie Griffin ..... 1971-73  
 Anthony Gurley ..... 2007

## H

Larry Habegger ..... 1968-70  
 Rich Habegger ..... 1970-72  
 Harvey Hale ..... 2006-09  
 Haley Hall ..... 1974-75  
 A.W. Hamilton ..... 2001  
**C.J. Harris ..... 2010-12**  
 Charlie Harrison ..... 1993-94  
 Larry Harrison ..... 1976-79  
 Alley Hart ..... 1959-61  
 Butch Hassell ..... 1962-64  
 David Hedgecoe ..... 1990-91  
 Mike Helms ..... 1979-82

Dickie Hemric ..... 1952-55  
 John Hendler ..... 1977-80  
 Todd Hendley ..... 2004  
 Ken Herbst ..... 1995-97  
 Richard Herring ..... 1963-65  
 Brett Hickman ..... 2002  
 Broderick Hicks ..... 1999-2002  
 Derrick Hicks ..... 1992-93  
 Henry Hicks ..... 1974-76  
 Mike Hillman ..... 1984  
 Bobby Hoekstra ..... 2006-09  
 Bob Hook ..... 1970-73  
 Josh Howard ..... 2000-03  
 Bill Hull ..... 1961-62  
 Harry Hutchins ..... 1964, 66

## I

Aaron Ingle ..... 2010-12  
 Jeremy Ingram ..... 2004  
 Sam Ivy ..... 1987-90

## J

Antonio Jackson ..... 1995-96  
 Gene Jackson ..... 1961  
 Sam Jackson ..... 1972-73  
 Jackie Jensen ..... 1961  
 Brian Jessen ..... 2005  
 Antonio Johnson ..... 1987-90  
 Cureton Johnson ..... 1997  
 Frank Johnson ..... 1977-81  
 James Johnson ..... 2008-09  
 Jim Johnstone ..... 1979-82  
 Richard Joyce ..... 2003-05  
 Bill Joyner ..... 1964-66

## K

Tony Karasek ..... 1983-84  
 Ed Kargbo-Okorogie ..... 1999  
 Ryan Keenan ..... 2010-12  
 Graeme Keith ..... 2005  
 Greg Keith ..... 1987-88  
 Pat Kelly ..... 1971-73  
 Chuck Kempley ..... 1982-85  
 Deric Keys ..... 1988-90  
 Chris King ..... 1989-92  
 Stan King ..... 1991-94  
 Ralph Kitley ..... 1987-90  
 Matt Knowles ..... 1980  
 Al Koehler ..... 1961-63  
 John Kotecki ..... 1954-55

## L

Joe Ladd ..... 1957  
 Arthur Larkins ..... 1986-87  
 Rusty LaRue ..... 1993-96  
 Bob Leonard ..... 1964-66  
 Mike Lepore ..... 2006-09  
 Steve Lepore ..... 2002-03  
 Jamaal Levy ..... 2002-05  
 John Lewkowicz ..... 1970-72  
 Matt Lineberger ..... 2001  
 Ray Lipstas ..... 1954  
 Bill Livengood ..... 1954

Cordell Llewellyn ..... 1992  
 Frank Loeffler ..... 1960  
 Danny Loftin ..... 1963  
 Paul Long ..... 1966-67  
 Rhamen Love-Lane ..... 1998  
 Al Lozier ..... 1963-65  
 Billy Lyles ..... 1954  
 Thomas Lynch ..... 1968-70

## M

Jay Martin ..... 1963  
 Todd May ..... 1984-85  
 Glenn Mayers ..... 1981  
 Roger Mayhew ..... 1966  
 Fran McCaffery ..... 1978  
 Tommy McCoy ..... 1960-62  
 Denmore McDermott ..... 2010-11  
 Leroy McDonald ..... 1977-78  
 Chas McFarland ..... 2007-10  
 Jeff McGill ..... 1985  
 Gil McGregor ..... 1969-71  
 Benny McKaig ..... 1979-80

**Travis McKie ..... 2011-12**  
 Aron McMillian ..... 1998  
 Derrick McQueen ..... 1989-92  
 Jimmy McQuilkin ..... 2008-09  
 Frank McRae ..... 1954  
 Phil Medlin ..... 1989-92  
 Nikita Mescheriakov ..... 2011-12  
 Pete Milner ..... 1992  
 Jerry Mitchell ..... 1958-60  
 Jerry Montgomery ..... 1967-69  
 R.D. Montgomery ..... 2002  
 Dan Moody ..... 1974-75  
 Dennis Moody ..... 1965-66  
 Guy Morgan ..... 1979-82  
 David Morris ..... 1977-80  
 Danny Moses ..... 1973  
 Don Mulnix ..... 1974-77  
 Jackie Murdock ..... 1955-57  
 Ervin Murray ..... 1999-2002  
 Al Myatt ..... 1974-76  
 Dick Myers ..... 1964-65

## N

Joe Neal ..... 1971  
 Bill Nesbit ..... 1964  
**Doug Niedrich ..... 2012**  
 Phil Norton ..... 1989


## O

Dickie Odom ..... 1957-59  
 Robert O'Kelley ..... 1998-01  
 John Orenczak ..... 1971-73  
 Hartmut Ortmann ..... 1985  
 Bill Owen ..... 1966  
 Duane Owens ..... 1985-86  
 Trelonnie Owens ..... 1991-94


## P

Billy Packer ..... 1960-62  
 Mike Palma ..... 1976-78  
 Mike Parrish ..... 1973-75

# ALL-TIME LETTERWINNERS



Jack Williams



Danny Young

Neil Pastushok.....1969-71  
 Chris Paul.....2004-05  
 Eddie Payne.....1971-73  
 Ricardo Peral.....1995-97  
 Phil Perry.....1973-75  
 Daryl Peterson.....1975-76  
 Jason Philippe.....2008  
 Graham Phillips.....1954-55  
 Marco Pickett.....1986  
 Clark Pool.....1965-66, 68  
 Tom Preston.....1954-55

## R

Jay Randall.....1967-69  
 David Rasmussen.....1992-93  
 Steve Ray.....1988-91  
 John Reed.....1956-58  
 Bob Rhoads.....1969-71  
 George Ritchie.....1958-60  
 Billy Robinson.....1985-86  
 Alvis Rogers.....1979-83  
 Rodney Rogers.....1991-93  
 Delaney Rudd.....1982-85  
 Tony Rutland.....1995-98  
 Charlie Ryan.....1974

## S

Todd Sanders.....1988-91  
 Don Scaff.....1956-57  
 Jerry Schellenberg.....1974-77  
 Dshamal Schoetz.....2003  
 Marc Schoone.....1994  
 Antwan Scott.....1999-2002  
 Marc Scott.....1994-97  
 Mike Scott.....1986  
 Newton Scott.....1965-68  
 Josh Shoemaker.....1998-01  
 Robert Siler.....1988-91

Matt Simpson.....1994-95  
 Will Singleton.....1978-81  
 Jamie Skeen.....2007-08  
 Billy Smith.....1964-65  
 David Smith.....1968  
 Ishmael Smith.....2007-10  
 Matt Smith.....2006-07  
 Norman Snead.....1961  
 Darius Songaila.....1999-2002  
 Cal Stamp.....1974-75  
 Cameron Stanley.....2006-09  
 Tim Stare.....1973-74  
 Jerry Steele.....1959-61  
 Tommy Steele.....1964  
 Joe Stepusin.....1955-57  
 Ari Stewart.....2010-11  
 Jeff Stewart.....1971-72  
 Trent Strickland.....2003-06  
 William Stringfellow.....1996-97  
 David Stroupe.....1966-68  
 Kevin Swinton.....2006-07

## T

Anthony Teachey.....1981-84  
 Jeff Teague.....2008-09  
 J.T. Terrell.....2011  
 Charlie Thomas.....1985-86  
 Ed Thurman.....1978-79  
 Norwood Todmann.....1968-70  
 John Toms.....1982-84  
 Anthony Tucker.....1990-92  
 William Tucker.....1956-57

## V

Kenny Vaughns.....1980-81  
 Rafael Vidaurreta.....1998-01  
 Kyle Visser.....2004-07

## W

Dickie Walker.....1968-70  
 Ty Walker.....2009-12  
 Stewart Wallace.....1981-83  
 Steve Warden.....1983  
 Rod Watson.....1986-87  
 Ronny Watts.....1963-65  
 Tom Weadock.....1961  
 Bob Weatherspoon.....1954  
 David Weaver.....2007-10  
 Craig Wessel.....1984-85  
 Rodney West.....1997  
 Sherrill Whitaker.....1965-67  
 Kyle White.....1988  
 Dave Wiedeman.....1961-63  
 Ernie Wiggins.....1955-57  
 Winston Wiggins.....1958-60  
 Alan Williams.....2001-04  
 Eric Williams.....2003-06  
 Jack Williams.....1956-57  
 L.D. Williams.....2007-10  
 Brad Williamson.....1980  
 Bob Wills.....1966-67  
 Armond Wilson.....1996  
 Tom Wise.....1988-91  
 Loren Woods.....1997-98  
 Tony Woods.....2009-10  
 Bob Woollard.....1961-63

## Y

Bill Yarbrough.....1954  
 Danny Young.....1981-84  
 Steve Young.....1976-77

## Z

Ted Zawacki.....1961-63  
 Current Players in **Bold**.

### ALL-TIME TEAM CAPTAINS

Year	Captain(s)	Year	Captain(s)
1906	Vanderbilt Couch	1976	Henry Hicks
1907	Vanderbilt Couch		Skip Brown
1908	Vanderbilt Couch		Rod Griffin
1909	Vanderbilt Couch	1977	Jerry Schellenberg
1910*	W. C. Allen	1978	Rod Griffin
1911*	Robert Holding	1979	Frank Johnson
1912	Hugh Bean	1980	Frank Johnson
1913*	Bruce Holding	1981	Frank Johnson
1914	G. M. Billings	1982	Jim Johnstone
1915	Alex Hall		Guy Morgan
1916	Ham Davis		Mike Helms
1917	Howard Hanby	1983	Alvis Rogers
1918	Howard Hanby		Anthony Teachey
1919	Howard Hanby	1984	Anthony Teachey
1920	F. C. Feezor		Danny Young
1921	George Heckman	1985	Delaney Rudd
1922	J. B. Carlyle	1986	Tyrone Bogues
1923	George Heckman		Mark Cline
1924	Murray Greason	1987	Tyrone Bogues
1925	Fred Emmerson		Mark Cline
1926	Monk Ober	1988	Cal Boyd
1927	Monk Ober		Sam Ivy
1928	Ralph James	1989	Cal Boyd
1929	Al Dowtin		Sam Ivy
1930	Ty Jones	1990	Sam Ivy
1931	Eustus Mills		Ralph Kitley
1932	Spider Webb	1991	Derrick McQueen
1933	Charles Owen		Robert Siler
1934	Ernest Swing		Tom Wise
1935	Bill Clark	1992	Chris King
1936	Clyde Hatcher		Derrick McQueen
1937	Doyt Morris		Anthony Tucker
1938	Stanley Apple	1993	Randolph Childress
1939	Jim Waller		Randolph Childress
1940	Bill Sweel		Trelonnie Owens
1941	Vince Convery		Rodney Rogers
1942	Jim Bond, Herb Cline	1994	Marc Blucas
1943	Everett Berger		Randolph Childress
1944	NO TEAM (War)		Trelonnie Owens
1945	Milton Marney	1995	Randolph Childress
1946	Henry Lougee		Travis Banks
1947	Deran Walters	1996	Rusty LaRue
1948	Jack Gentry		Tim Duncan
	Deran Walters		Ricky Peral
1949	Willard Kaylor	1997	Sean Allen
	Jim Patton		Tim Duncan
1950	Jim Patton		Ricky Peral
1951	Jim Mueller		Marc Scott
1952	Tunny Brooks	1998	Tony Rutland
1953	Billy Lyles	1999	Joseph Amonett
	Al DePorter	2000	Game captains
	Al DePorter	2001	Robert O'Kelley
1954	Dickie Hemric		Josh Shoemaker
1955	Lowell Davis		Rafael Vidaurreta
1956	Jack Williams	2002	Broderick Hicks
	Jim Gilley		Darius Songaila
	Ernie Williams	2003	Josh Howard
	Jack Murdock		Steve Lepore
1958	Wendell Carr	2004	Taron Downey
1959	Olin Broadway		Jamaal Levy
1960	Dave Budd		Justin Gray
1961	Alley Hart	2005	Vytas Danelius
	Jerry Steele		Taron Downey
1962	Len Chappell		Jamaal Levy
	Billy Packer	2006	John Buck
	Dave Wiedeman		Chris Ellis
1963	Richard Carmichael		Justin Gray
1964	Frank Christie		Trent Strickland
	Butch Hassell		Eric Williams
	Ronny Watts	2007	Michael Drum
1965	Bob Leonard		Kyle Visser
1966	Paul Long	2008	Harvey Hale
1967	David Stroupe		Ishmael Smith
1968	Jerry Montgomery		Cameron Stanley
1969	Charlie Davis		L.D. Williams
1970	Dickie Walker		Harvey Hale
	Charlie Davis		Ishmael Smith
1971	Neil Pastushok		L.D. Williams
	Rich Habegger	2010	Chas McFarland
1972	John Lewkowicz		Ishmael Smith
	Willie Griffin		David Weaver
1973	Eddie Payne		L.D. Williams
	Tony Byers	2011	Gary Clark
1974	Bobby Dwyer		C.J. Harris
	Mike Parrish	2012	Tony Chennault
	Cal Stamp		Brooks Godwin
1975	Mike Parrish		C.J. Harris
	Skip Brown		
	Jerry Schellenberg		

2012-13 DEACONS

BASKETBALL STAFF

2011-12 IN REVIEW

SERIES HISTORY

RECORD BOOK

BASKETBALL HISTORY



# ALL-TIME JERSEY NUMBERS

## 0

Chris Ellis.....2003-04-05-06  
 Jeff Teague.....2008-09  
 J.T. Terrell.....2011  
**Codi Miller-McIntyre.....2013**

## 1

Justin Gray.....2003-04-05-06  
 Al-Farouq Aminu.....2009-10  
 Tony Chennault.....2011-12  
**Madison Jones.....2013**

## 2

Scott Benken.....2003-04  
 Jeremy Ingram.....2004  
 Shamaine Dukes.....2006-07  
 Gary Clark.....2008-11  
 Anthony Fields.....2012  
**Devin Thomas.....2013**

## 3

John Toms.....1982-83-84  
 Greg Keith.....1987-88  
 David Hedgecoe.....1991-92  
 Barry Canty.....1993-94-95  
 Aron McMillian.....1998  
 Broderick Hicks.....1999-00-01-02  
 Chris Paul.....2004-05

## 4

Clay Dade.....1986  
 Kyle White.....1988  
 Derrick McQueen 1989-90-91-92  
 Matt Burns.....1995  
 Robert O'Kelley.....1998-99-00-01  
 Taron Downey.....2002-03-04-05  
 Harvey Hale.....2006-07-08-09  
**Daniel Green.....2012-13**

## 5


JOSH HOWARD...2000-01-02-03  
 Eddie Thurman.....1979  
 Billy Robinson.....1986  
 Mitch Cullen.....1987  
 Daric Keys.....1988-90  
 Stacey Castle.....1993-94  
 Steven Goolsby...1995-96-97-98  
 Aron McMillian.....1999

## 10

John Kotecki.....1954  
 Ernie Wiggins.....1955-56-57  
 Jerry Mitchell.....1958-59 ^  
 Alley Hart.....1960\*-61\*  
 Butch Hassell.....1962\*-63\*-64\*  
 Dick Myers.....1965  
 Harry Hutchins.....1966  
 Jay Randall.....1967-68-69  
 Bob Hook.....1970-71-72  
 Tony Byers.....1973-74  
 Eddie Thurman.....1978  
 Scott Davis.....1981-82-83-84  
 Jeff McGill.....1985  
 Cal Boyd.....1986-87-88-89  
 Rusty LaRue.....1993-94-95-96  
 Cureton Johnson.....1997  
 Jim Fitzpatrick.....1999-00  
 Matt Lineberger.....2001  
 Jamaal Levy.....2002-03-04-05  
 John Buck.....2003-04-05-06  
 Ishmael Smith.....2007-08-09-10  
**Chase Fischer.....2012-13**



Broderick Hicks



Lefty Davis

## 11

Billy Lyles.....1954  
 Kenneth Cox.....1955  
 Jim Campbell.....1956  
 Bill Tucker.....1957  
 George Ritchie.....1958 ^  
 Alley Hart.....1959-60 ^-61 ^  
 Butch Hassell...1962 ^-63 ^-64 ^  
 Bill Joyner.....1965-66  
 Jerry Montgomery...1967-68-69  
 John Lewkowicz.....1970  
 Mark Dale.....1976-77-78-79  
 Steve Warden.....1983  
 Kevin McMillan.....1986  
 Mitch Cullen.....1988  
 Charlie Harrison.....1993  
 Joseph Amonett...1996-97-98-99  
 A.W. Hamilton.....2001-02  
 Cameron Stanley.....2006-07-08  
**C.J. Harris.....2010-12-13**

## 12

CHARLIE DAVIS.....1969-71  
 Bill Livengood.....1954  
 Jim Campbell.....1955  
 Jim Gully.....1956-57  
 David Budd.....1958-59\*-60\*  
 Bob Woollard.....1961\*-62\*-63\*  
 Tommy Steele.....1964\*  
 Newton Scott.....1965  
 Paul Long.....1967

## 13

Lefty Davis.....1954-55  
 Jack Williams.....1956-57  
 Winston Wiggins.....1958-59  
 David Budd.....1960 ^  
 Bob Woollard...1961 ^-62 ^-63 ^  
 Tommy Steele.....1964 ^  
 Dennis Moody.....1965-66

Mickey Bertram.....1967  
 Bob Dwyer.....1972-73-74  
 Steve Ray.....1988-89-90-91  
 Charlie Harrison.....1994  
 Loren Woods.....1997-98  
 Vytas Danelius...2002-03-04-05  
 Matt Smith.....2006  
 Chas McFarland...2007-08-09-10

## 14

TYRONE BOGUES.....1984-85-86-87  
 Tom Preston.....1954-55  
 Kenneth Cox.....1956-57  
 George Ritchie.....1958\*  
 Winston Wiggins.....1960\*  
 Ted Zawacki.....1961\*-62\*-63\*  
 Jay Martin.....1963 ^  
 Tommy Byrne.....1964\*  
 Bob Leonard.....1964 ^  
 Clark Pool.....1965-66  
 Bob Wills.....1967  
 Tommy Lynch.....1968  
 John Lewkowicz.....1971-72  
 Phil Perry.....1973-74-75  
 Frank Johnson 1977-78-79-80-81

## 15

SKIP BROWN.....1974-75-76-77  
 Maurice George.....1954-55  
 Joe Stepusin.....1956-57  
 Wendell Carr.....1958  
 Bill Fennell.....1959  
 Winston Wiggins.....1960 ^  
 Ted Zawacki 1961 ^-62 ^-63 ^  
 Jay Martin.....1963\*  
 Tommy Byrne.....1964 ^  
 Bob Leonard.....1964\*-65-66  
 Delaney Rudd.....1982-83-84-85  
 Armond Wilson.....1996

## 20

Graham Phillips.....1954-55  
 Don Scaff.....1956-57  
 Bill Cullen.....1959 ^  
 Frank Loeffler.....1960\*  
 Gene Jackson.....1961\*  
 Bill Hull.....1962\*  
 Al Lozier.....1963\*-64\*  
 Paul Crinkley.....1966-67-68  
 Bo DuBose.....1969  
 Eddie Payne.....1971-72-73  
 Charlie Ryan.....1974  
 David Morris.....1977-78-79-80  
 Danny Young.....1981-82-83-84  
 Rod Watson.....1986-87  
 Darryl Cheeley.....1989  
 Marc Scott.....1995-96-97  
 Niki Arinze.....1998-99  
 Alan Williams.....2001-02-03-04  
 Graeme Keith.....2005  
 Mike Lepore.....2006-07-08-09  
 Ari Stewart.....2010-11

## 21

TIM DUNCAN.....1994-95-96-97  
 Bill Yarbrough.....1954  
 Jim Gilley.....1955  
 Jack Frauson.....1956  
 Joe Ladd.....1957  
 Frank Loeffler.....1960 ^  
 Gene Jackson.....1961 ^  
 Bill Hull.....1962 ^  
 Al Lozier.....1963 ^-64 ^  
 Roger Mayhew.....1966  
 Tommy Lynch.....1969-70  
 Joe Neal.....1971  
 Glenn Mayers.....1981  
 Kenny Green.....1983-84-85  
 Arthur Larkins.....1986-87  
 Robert Siler.....1988-89-90-91  
 Derrick Hicks.....1992-93

## 22

RANDOLPH CHILDRESS.....1991-93-94-95  
 John DeVos.....1954-55  
 Henry Bowers.....1956-57-58  
 George Ritchie.....1959-60\*  
 Dave Wiedeman.1961\*-62\*-63\*  
 Harry Hutchins.....1964\*  
 Jim Altengarten.....1965  
 Norwood Todmann...1968-69-70  
 Willie Griffin.....1972-73  
 Fran McCaffery.....1978  
 Chuck Kepley.....1982-83-84-85  
 Drew Boggs.....1986  
 Tony Black.....1987-88-89

## 23

Bob Weatherspoon.....1954  
 Joe Stepusin.....1955  
 George Ritchie.....1960 ^  
 Dave Wiedeman.1961 ^-62 ^-63 ^  
 Harry Hutchins.....1964 ^  
 Newton Scott.....1966-67-68  
 Dan Ackley.....1969-70  
 Jeff Stewart.....1971  
 Benny McKaig.....1979-80  
 Hartmut Ortmann.....1985  
 Antonio Johnson.1987-88-89-90  
 Robert Doggett.....1991-92  
 Antonio Jackson.....1995-96  
 Tim Fuller.....1997-98-99-00  
 Richard Joyce.....2003-04-05  
 Kevin Swinton.....2006-07  
 James Johnson.....2008-09  
 Melvin Tabb.....2011

## 24

DICKIE HEMRIC.....1954-55

## 25

Frank McRae.....1954  
 John Kotecki.....1955  
 Wendell Carr.....1956-57  
 Charles Forte.....1958-59  
 Bill Fennell.....1960-61  
 Jimmy Snyder.....1965-66-67  
 John Orenczak.....1971-72  
 Jerry Schellenberg..1974-75-76-77  
 Stewart Wallace.....1981-82  
 David Carlyle.....1988-89-90  
 Marc Blucas.....1991-92-93-94  
 Jerry Braswell.....1995-96-97-98  
 Darius Songalia...1999-00-01-02  
 T.J. Little.....2003  
 Scott Feather.....2004-05  
 Jimmy McQuilkin.....2009  
 Konner Tucker.....2010  
 Nikita Mescheriakov....2010-11-12

## 30

Tommy McCoy...1960\*-61\*-62\*  
 Richard Herring....1963\*-64\*-65  
 Bob Wills.....1966  
 Dan Ackley.....1968  
 Bob Rhoads.....1969-70-71  
 Bob Hook.....1973  
 Dan Moody.....1974-75  
 Maurice Davis.....1976-77  
 Alvis Rogers...1979-80-81-82-83  
 Tom Wise.....1988-89-90-91

# ALL-TIME JERSEY NUMBERS

Tony Rutland ..... 1995-96-97-98  
 Matt Smith ..... 2007  
 Jimmy McQuilkin ..... 2008  
 Brett Bitove ..... 2009  
 Phaethon Bolton ..... 2010  
**Travis McKie ..... 2011-12-13**

## 31

Al DePorter ..... 1954  
 Jack Murdock ..... 1955-56-57  
 Bill Greene ..... 1958-59 ^  
 Tommy McCoy ... 1960 ^ -61 ^ -62 ^  
 Richard Herring ..... 1963 ^ -64 ^  
 Jim Boshart ..... 1966-67  
 Gil McGregor ..... 1969-70-71  
 Justin Ellis ..... 1978-79  
 Kenny Vaughns ..... 1980-81  
 Dennis Calvert ..... 1985-86  
 Anthony Tucker ..... 1990-91-92  
 Matt Simpson ..... 1995  
 Ervin Murray ..... 1999-00-01-02  
 Eric Williams ..... 2003-04-05-06  
 Jamie Skeen ..... 2007-08  
**Andre Washington ..... 2013**

## 32

ROD GRIFFIN ..... 1975-76-77-78  
 Bill Cullen ..... 1959\* -60\*  
 Bob Bryan ..... 1961\*  
 Walter Noell ..... 1962\*  
 Danny Loftin ..... 1963\*  
 Bill Joyner ..... 1964\*  
 Jimmy Broadway ..... 1968  
 Neil Pastushok ..... 1969-70  
 Willie Griffin ..... 1971  
 Sam Jackson ..... 1973

## 33

Ray Lipstas ..... 1954  
 Jon Gerdes ..... 1955-56  
 Dickie Odom ..... 1957  
 Wayne Calloway ..... 1958 ^  
 David Adkins ..... 1959  
 Bill Cullen ..... 1960 ^  
 Bob Bryan ..... 1961 ^  
 Walter Noell ..... 1962 ^  
 Danny Loftin ..... 1963 ^  
 Bill Joyner ..... 1964 ^  
 Sherrill Whitaker ..... 1966-67  
 Dickie Walker ..... 1968-69-70  
 Pat Kelly ..... 1971  
 Randy Adams ..... 1973  
 Henry Hicks ..... 1974-75-76  
 Leroy McDonald ..... 1977-78  
 Sylvester Charles ..... 1982-83  
 Ralph Kitley ..... 1987-88-89-90  
 Rodney West ..... 1997  
 James Griffin ..... 1998-99  
 Niki Arinze ..... 1999-00  
 Steve Lepore ..... 2002-03  
 Trent Strickland ..... 2004-05-06  
 Anthony Gurley ..... 2007  
 Carson Desrosiers ..... 2011-12  
**Aaron Rountree ..... 2013**

## 34

Dickie Odom ..... 1958\* -59\*  
 Billy Packer ..... 1960\* -61\* -62\*  
 Billy Smith ..... 1963\* -64\*  
 David Stroupe ..... 1966-67-68  
 Larry Habegger ..... 1969-70  
 Mike Parrish ..... 1973-74-75  
 Steve Young ..... 1977

Brad Williamson ..... 1980  
 Lee Garber ..... 1982-83-84-85  
 Todd Sanders ..... 1988-89-90-91  
 Travis Banks ..... 1992-93-94-95  
 Antwan Scott ..... 1999-00-01-02  
 Trent Strickland ..... 2003  
 Todd Hendley ..... 2004  
 Michael Drum ..... 2006-07  
**Tyler Cavanaugh ..... 2013**

## 35

Dean Edwards ..... 1955  
 John Reed ..... 1956-57  
 Dickie Odom ..... 1958 ^ -59 ^  
 Wayne Calloway ..... 1958\*  
 Billy Packer ... 1960 ^ -61 ^ -62 ^  
 Billy Smith ..... 1963 ^ -64 ^ -65  
 Larry Habegger ..... 1968  
 Rich Habegger ..... 1970-71-72  
 Guy Morgan ..... 1979-80-81-82  
 David Rasmussen ..... 1992-93  
 Kyle Fowler ..... 2008  
 Ben Davis ..... 2009  
 Kyle Fowler ..... 2010

## 40

Jerry Steele ..... 1960\* -61\*  
 Frank Christie ..... 1962\* -63\* -64  
 Jim Boshart ..... 1965  
 Neil Pastushok ..... 1971  
 Danny Moses ..... 1973  
 Haley Hall ..... 1974-75  
 John Hendler ..... 1977-78-79-80  
 Sam Ivy ..... 1987-88-89-90  
 Trelonnie Owens ..... 1991-92-93-94  
 Sean Allen ..... 1996-97  
 Ty Walker ..... 2009-10-11-12

## 41


Jerry Steele ..... 1959-60 ^ -61 ^  
 Frank Christie ..... 1962 ^ -63 ^  
 Michael Dean ..... 1972  
 Lee Foye ..... 1973-74-75-76  
 Wilbert Singleton 1978-79-80-81  
 Cordell Llewellyn ..... 1992  
 Rafael Vidaurreta ... 1998-99-00-01  
 Brooks Godwin ... 2009-10-11-12

## 42


Olin Broadway ..... 1957  
 David Adkins ..... 1960\*  
 Paul Caldwell ..... 1961\*  
 Richard Carmichael ... 1962\* -63\* -64\*  
 Jerry Campbell ..... 1972  
 Daryl Peterson ..... 1975-76  
 Chuck Dahms ..... 1980-81  
 Mark Cline ..... 1984-85-86-87  
 Bobby Fitzgibbons ..... 1993-94  
 Craig Dawson ..... 1999-00-01-02  
 L.D. Williams ..... 2007-08-09-10  
**Spencer Jennings ..... 2011-13**

## 43

Lefty Davis ..... 1956  
 David Budd ..... 1959 ^  
 David Adkins ..... 1960 ^  
 Paul Caldwell ..... 1961 ^  
 Richard Carmichael ... 1962 ^ 63 ^ 64 ^  
 Charlie Floyd ..... 1975-76-77  
 Todd May ..... 1984-85  
 Brian Jessen ..... 2005  
 Aaron Ingle ..... 2010-11-12



Coach Bones  
 McKinney  
 and Frank  
 Christie



Trent Strickland

## 44

Jeff Stewart ..... 1944  
 Olin Broadway ..... 1958\* -59\*  
 Gene Compton ..... 1960\*  
 Brad Brooks ..... 1962\* -63\*  
 Ronny Watts ..... 1963 ^ -64-65  
 Jimmy Broadway ..... 1966-67  
 J.J. Grant ..... 1973  
 Don Mulnix ..... 1974-75  
 Mike Palma ..... 1976-77-78  
 Mike Helms ..... 1979-80-81-82  
 Charlie Thomas ..... 1985-86  
 Chris King ..... 1989-90-91-92  
 Ricky Peral ..... 1994-95-96-97  
 Josh Shoemaker ..... 1998-99-00-01  
 David Weaver ..... 2007-08-09-10

## 45

Olin Broadway ..... 1958 ^ -59 ^  
 Gene Compton ..... 1960 ^  
 Brad Brooks ..... 1962 ^ -63 ^ -64  
 Ronny Watts ..... 1963\*  
 Sherrill Whitaker ..... 1965  
 Pat Kelly ..... 1972-73  
 Cal Stamp ..... 1974-75  
 Paul Deibert ..... 1986  
 Phil Medlin ..... 1989-90-91-92  
 Casey Crawford ..... 2007  
 Jason Philippe ..... 2008  
 Ryan Keenan ..... 2010-11-12

**Arnaud Wm. Adala Moto ... 2013**

## 50

LEN CHAPPELL ... 1960\* -61\* -62\*  
 Kenneth Cox ..... 1958\*  
 Bill Greene ..... 1959\*

## 51

Kenneth Cox ..... 1958 ^  
 Len Chappell 1960 ^ -61 ^ -62 ^  
 Stan King ..... 1991-92-93-94

## 52

Jerry Mitchell ..... 1959\* -60\*  
 Al Koehler ..... 1961\* -62\* -63\*  
 Bill Nesbit ..... 1964  
 Tim Stare ..... 1973-74  
 Larry Harrison ..... 1976-77-78-79  
 Mike Hillman ..... 1984  
 Pete Milner ..... 1992  
 Marc Schoone ..... 1994  
 William Stringfellow ..... 1996-97  
 Tate Decker ..... 2000  
 Bobby Hoekstra ..... 2006-07-08-09  
 Denmore McDermott ..... 2010-11  
**Doug Niedrich ..... 2012-13**

## 53

Jerry Mitchell ..... 1960 ^  
 Al Koehler ... 1961 ^ -62 ^ -63 ^  
 Dick Myers ..... 1964  
 John Orenczak ..... 1973  
 Alfred Myatt ..... 1974-75-76  
 Craig Wessel ..... 1984-85  
 Ken Herbst ..... 1997  
 Dshamal Schoetz ..... 2003

## 54

RODNEY ROGERS ..... 1991-92-93  
 Charlie Forte ..... 1960\*  
 Tom Weadock ..... 1961\*  
 John Anderson ..... 1963\* -64-65  
 Don Mulnix ..... 1977  
 Jim Johnstone ..... 1979-80-81-82  
 Tony Karasek ..... 1983-84

## 55

Bill Greene ..... 1957  
 Charlie Forte ..... 1960 ^  
 Tom Weadock ..... 1961 ^  
 John Anderson ..... 1963 ^  
 Anthony Teachey 1981-82-83-84  
 Mike Scott ..... 1986  
 Alan Dickens ..... 1987  
 Mark Forester ..... 1990-91-92  
 Steve Rich ..... 1993  
 Kyle Visser ..... 2004-05-06-07  
 Tony Woods ..... 2009-11

CAPS denote retired jersey.  
**Bold** indicates current player.  
 \* - home jersey  
 ^ - road jersey

### WAKE FOREST'S RETIRED JERSEYS


No.	Player	Years at Wake Forest
5	Josh Howard	2000-03
12	Charlie Davis	1969-71
14	Tyrone "Muggsy" Bogues	1984-87
15	Skip Brown	1974-77
21	Tim Duncan	1994-97
22	Randolph Childress	1991-95
24	Dickie Hemric	1952-55
32	Rod Griffin	1975-78
50	Len Chappell	1960-62
54	Rodney Rogers	1991-93




# ACC HONORS



Josh Howard



Chris Paul



Skip Prosser

## ACC PLAYER OF THE YEAR

1954.....	Dickie Hemric
1955.....	Dickie Hemric
1961.....	Len Chappell
1962.....	Len Chappell
1971.....	Charlie Davis
1977.....	Rod Griffin
1993.....	Rodney Rogers
1996.....	Tim Duncan
1997.....	Tim Duncan
2003.....	Josh Howard

## ACC ROOKIE OF THE YEAR

1991.....	Rodney Rogers
1998.....	Robert O'Kelley
2004.....	Chris Paul

## ACC COACH OF THE YEAR

1956.....	Murray Greason
1960.....	Bones McKinney
1961.....	Bones McKinney
1991.....	Dave Odom
1994.....	Dave Odom
1995.....	Dave Odom
2003.....	Skip Prosser

## ALL-ACC SELECTIONS

*First team selections in CAPS*

1954	DICKIE HEMRIC (1st)
	Lowell Davis (2nd)
1955	DICKIE HEMRIC (1st)
	Lowell Davis (2nd)
1956	LOWELL DAVIS (1st)
	Jackie Murdock (2nd)
1957	JACKIE MURDOCK (1st)
	JACK WILLIAMS (1st)
	Ernie Wiggins (2nd)
1958	Dave Budd (2nd)
1960	LEN CHAPPELL (1st)
	Dave Budd (2nd)
	Billy Packer (2nd)
1961	LEN CHAPPELL (1st)
	BILLY PACKER (1st)
1962	LEN CHAPPELL (1st)
	Dave Wiedeman (2nd)
1963	DAVE WIEDEMAN (1st)
1964	FRANK CHRISTIE (1st)
	Ronny Watts (2nd)
	Butch Hassell (2nd)
1965	BOB LEONARD (1st)
	Ronny Watts (2nd)
1966	BOB LEONARD (1st)
	Paul Long (2nd)
1967	PAUL LONG (1st)
1969	CHARLIE DAVIS (1st)
1970	CHARLIE DAVIS (1st)
1971	CHARLIE DAVIS (1st)
1973	Tony Byers (2nd)
1974	Tony Byers (2nd)
1975	SKIP BROWN (1st)
1976	Skip Brown (2nd)
	Rod Griffin (2nd)
1977	ROD GRIFFIN (1st)
	SKIP BROWN (1st)
1978	ROD GRIFFIN (1st)
	Frank Johnson (2nd)
1979	Frank Johnson (2nd)
1981	FRANK JOHNSON (1st)

1982	Jim Johnstone (2nd)
1984	Kenny Green (2nd)
	Anthony Teachey (2nd)
1985	Kenny Green (2nd)
1987	TYRONE BOGUES (1st)
1988	Sam Ivy (2nd)
1991	Rodney Rogers (2nd)
1992	RODNEY ROGERS (1st)
1993	RODNEY ROGERS (1st)
	Randolph Childress (2nd)
1994	RANDOLPH CHILDRESS (1st)
	Trelonnie Owens (3rd)
1995	RANDOLPH CHILDRESS (1st)
	TIM DUNCAN (1st)
1996	TIM DUNCAN (1st)
1997	TIM DUNCAN (1st)
	Tony Rutland (3rd)
1999	Robert O'Kelley (2nd)
2000	Darius Songaila (3rd)
2001	Josh Howard (2nd)
2002	Darius Songaila (2nd)
	Josh Howard (3rd)
2003	JOSH HOWARD (1st)
	Vytas Danelius (2nd)
2004	JUSTIN GRAY (1st)
	Chris Paul (3rd)
2005	CHRIS PAUL (1st)
	Justin Gray (2nd)
	Eric Williams (2nd)
2006	Justin Gray (2nd)
	Eric Williams (3rd)
2007	Kyle Visser (3rd)
2008	James Johnson (3rd)
2009	Jeff Teague (2nd)
	James Johnson (3rd)
2010	Al-Farouq Aminu (2nd)
	Ishmael Smith (2nd)
2012	C.J. Harris (3rd)
	Travis McKie (HM)

## ACADEMIC ALL-ACC

1963	Richard Carmichael
1967	Jerry Montgomery
1969	Jerry Montgomery
1970	Dan Ackley
	Dick Walker
1973	Bobby Hook
1983	Lee Garber
1984	Lee Garber
1985	Lee Garber
1987	Alan Dickens
1988	Tom Wise
1989	Tom Wise
1990	Tom Wise
1991	Tom Wise
	Steve Ray
1992	Mark Forester
1993	Marc Blucas
1994	Marc Blucas
	Rusty LaRue
1995	Ricky Peral
	Rusty LaRue
1996	Ricky Peral
	Rusty LaRue
	Ricky Peral
1997	Ricky Peral
1999	Broderick Hicks
2000	Broderick Hicks
2001	Broderick Hicks
	Darius Songaila
2002	Broderick Hicks
	Darius Songaila
2004	Chris Paul
	Kyle Visser
2005	Chris Paul
	Kyle Visser
2006	Kyle Visser
2007	Kyle Visser
2008	Gary Clark
2010	C.J. Harris
2012	Anthony Fields

## THREE-TIME FIRST TEAM ALL-ACC

Len Chappell	1960-62
Charlie Davis	1969-71
Tim Duncan	1995-97

## TWO-TIME FIRST TEAM ALL-ACC

Dickie Hemric	1954-55
Bob Leonard	1965-66
Skip Brown	1975, 77
Rod Griffin	1977-78
Rodney Rogers	1992-93
Randolph Childress	1994-95

## ALL-ACC AS A FRESHMAN

Rodney Rogers	1991 (2nd)
Chris Paul	2004 (3rd)
James Johnson	2008 (3rd)

## ALL-ACC FIRST TEAM SELECTIONS (Since 1954)

<b>School.....</b>	<b>1st Team</b>
Boston College.....	4
Clemson.....	10
Duke.....	63
Florida State.....	4
Georgia Tech.....	14
Maryland.....	25
Miami.....	2
North Carolina.....	72
NC State.....	37
Virginia.....	19
Virginia Tech.....	3
Wake Forest.....	33

## ALL-ACC SELECTIONS (All Teams)

<b>School.....</b>	<b>Selections</b>
Boston College.....	9
Clemson.....	46
Duke.....	131
Florida State.....	24
Georgia Tech.....	41
Maryland.....	81
Miami.....	10
North Carolina.....	134
NC State.....	76
Virginia.....	62
Virginia Tech.....	10
Wake Forest.....	79

## ACC PLAYER OF THE YEAR TOTALS

<b>School.....</b>	<b>Number</b>
Boston College.....	1
Clemson.....	1
Duke.....	14
Florida State.....	0
Georgia Tech.....	1
Maryland.....	6
Miami.....	0
North Carolina.....	14
NC State.....	7
Virginia.....	4
Virginia Tech.....	0
Wake Forest.....	10

## CAREER LEADERS / ACC PLAYER OF THE WEEK

<b>Player (School).....</b>	<b>Number</b>
Antawn Jamison (NC).....	12
J.J. Redick (Duke).....	12
Tim Duncan (WF).....	11
Tyler Hansbrough (NC).....	10
David Thompson (NCS).....	9
Randolph Childress (WF).....	7
Travis Best (GT).....	7
Juan Dixon (MD).....	7

# ACC HONORS

## ACC ALL-FRESHMAN TEAM

*Began in 1992-93*

- 1994 Tim Duncan
- 1997 Loren Woods
- 1998 Robert O'Kelley
- 1999 Darius Songaila
- 2003 Justin Gray
- 2004 Chris Paul
- 2008 James Johnson  
Jeff Teague
- 2009 Al-Farouq Aminu
- 2010 C.J. Harris
- 2011 Travis McKie

## ACC PLAYER OF THE WEEK

*Began in 1969-70*

- 1970 Charlie Davis (2)
- 1971 Charlie Davis
- 1973 Tony Byers
- 1974 Tony Byers  
Lee Foye
- 1975 Skip Brown
- 1976 Daryl Peterson  
Rod Griffin  
Jerry Schellenberg  
Skip Brown
- 1977 Skip Brown (2)  
Jerry Schellenberg  
Rod Griffin
- 1978 Larry Harrison  
Rod Griffin
- 1980 Mike Helms
- 1981 Guy Morgan  
Jim Johnstone  
Frank Johnson
- 1982 Jim Johnstone  
Guy Morgan
- 1984 Anthony Teachey
- 1985 Kenny Green  
Tyrone Bogues
- 1988 David Carlyle
- 1991 Randolph Childress
- 1992 Rodney Rogers
- 1993 Randolph Childress  
Rodney Rogers
- 1994 Randolph Childress (3)  
Tim Duncan
- 1995 Randolph Childress (2)  
Tim Duncan (2)
- 1996 Tim Duncan (4)
- 1997 Tim Duncan (4)
- 1999 Robert O'Kelley (2)
- 2000 Darius Songaila
- 2002 Darius Songaila
- 2003 Josh Howard (4)
- 2004 Eric Williams  
Justin Gray (2)  
Chris Paul (2)  
Justin Gray  
Eric Williams
- 2006 Justin Gray  
Trent Strickland
- 2009 Jeff Teague (2)
- 2010 Al-Farouq Aminu  
Ishmael Smith

## ACC ROOKIE OF THE WEEK

*Began in 1970-71*

- 1973 Tony Byers
- 1974 Skip Brown
- 1976 Mike Palma
- 1977 Leroy McDonald  
Frank Johnson
- 1979 Guy Morgan (2)  
Alvis Rogers

- 1981 Jim Johnstone  
Mike Helms
- 1982 Danny Young
- 1982 John Toms
- 1983 Kenny Green
- 1985 Charlie Thomas (3)
- 1987 Sam Ivy (3)
- 1988 Robert Siler
- 1989 Chris King (2)  
Derrick McQueen
- 1991 Rodney Rogers (5)  
Randolph Childress (2)
- 1994 Tim Duncan
- 1995 Tony Rutland
- 1997 Loren Woods (4)
- 1998 Robert O'Kelley (4)  
Niki Arinze
- 1999 Darius Songaila (2)  
Craig Dawson
- 2002 Jamaal Levy
- 2003 Justin Gray
- 2004 Chris Paul (5)
- 2006 Shamaine Dukes
- 2007 Ishmael Smith
- 2008 James Johnson  
Jeff Teague (4)
- 2009 Al-Farouq Aminu (5)
- 2010 C.J. Harris (4)  
Ari Stewart
- 2011 Travis McKie (3)
- 2012 Chase Fischer

## ACC ALL-DEFENSE

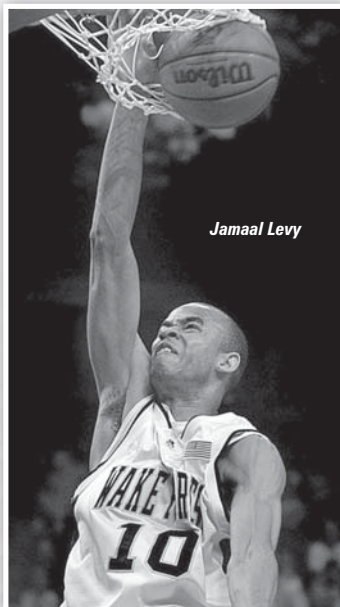
*Since 2000-01*

- 2003 Josh Howard (1st)
- 2004 Jamaal Levy (2nd)
- 2009 L.D. Williams (1st)
- 2010 L.D. Williams (1st)

## USBWA ALL-DISTRICT

*Since 2000-01*

- 2003 Josh Howard (1st)  
Vytautas Danelius (1st)
- 2004 Justin Gray (1st)  
Chris Paul (2nd)
- 2005 Chris Paul (1st)  
Justin Gray (1st)  
Eric Williams (1st)



Jamaal Levy

## WAKE FOREST IN INTERNATIONAL PLAY

- 2012 Olympic Team (Nigeria)..... Al-Farouq Aminu
- 2012 Olympic Team (USA)..... Chris Paul
- 2012 Olympic Team (Lithuania)..... Darius Songaila
- 2008 Olympic Team (USA)..... Chris Paul
- 2004 Olympic Team (USA)..... Tim Duncan
- 2004 Olympic Team (Lithuania)..... Darius Songaila
- 2004 USA U-20 Team..... Justin Gray
- 2004 USA U-20 Team..... Chris Paul
- 2000 Olympic Team (Lithuania)..... Darius Songaila



Chris Paul is a two-time Olympic gold medalist, helping Team USA go undefeated at the 2008 Beijing Games and the 2012 London Games.

- 2006 Justin Gray (1st)
- 2009 Jeff Teague (1st)
- 2010 Al-Farouq Aminu (1st)

## USBWA DISTRICT PLAYER OF THE YEAR

*Since 2000-01*

- 2003 Josh Howard

## USBWA DISTRICT COACH OF THE YEAR

*Since 2000-01*

- 2003 Skip Prosser

## NABC ALL-DISTRICT

*Since 1951-52*

- 1952 Dickie Hemric (hm)
- 1953 Dickie Hemric (hm)
- 1954 Dickie Hemric (1st)
- 1955 Dickie Hemric (1st)
- 1957 Jack Williams (1st)
- 1961 Len Chappell (1st)  
Billy Packer (3rd)
- 1965 Bob Leonard (2nd)
- 1966 Bob Leonard (2nd)
- 1967 Paul Long (2nd)
- 1969 Charlie Davis (3rd)
- 1970 Charlie Davis (3rd)
- 1971 Charlie Davis (2nd)
- 1975 Skip Brown (2nd)
- 1976 Skip Brown (2nd)
- 1977 Skip Brown (1st)  
Rod Griffin (2nd)
- 1978 Rod Griffin (1st)
- 1979 Frank Johnson (2nd)
- 1981 Frank Johnson (1st)
- 1982 Jim Johnstone (1st)

- 1983 Danny Young (2nd)
- 1984 Anthony Teachey (2nd)  
Kenny Green (2nd)
- 1985 Kenny Green (1st)
- 1986 Tyrone Bogues (2nd)
- 1987 Tyrone Bogues (1st)
- 1989 Sam Ivy (2nd)
- 1991 Rodney Rogers (2nd)
- 1992 Rodney Rogers (1st)
- 1993 Rodney Rogers (1st)  
Randolph Childress (2nd)
- 1994 Randolph Childress (1st)
- 1995 Randolph Childress (1st)  
Tim Duncan (2nd)
- 1996 Tim Duncan (1st)
- 1997 Tim Duncan (1st)
- 1999 Robert O'Kelley (2nd)
- 2000 Robert O'Kelley (2nd)
- 2001 Darius Songaila (2nd)
- 2002 Darius Songaila (2nd)  
Josh Howard (2nd)
- 2003 Josh Howard (1st)
- 2004 Chris Paul (2nd)
- 2005 Chris Paul (1st)  
Justin Gray (2nd)  
Eric Williams (2nd)
- 2006 Justin Gray (1st)  
Eric Williams (2nd)  
Jeff Teague (1st)
- 2009 Al-Farouq Aminu (1st)
- 2010 Ishmael Smith (2nd)


## NABC DISTRICT COACH OF THE YEAR

*Since 2000-01*

- 2003 Skip Prosser



# ALL-AMERICANS



## DICKIE HEMRIC

1954 3-AP  
1955 1-NABC; 2-AP, UPI; 4-CV


One of the most dominating players in Wake Forest and Atlantic Coast Conference history, Dickie Hemric led the Deacons from 1952-55. He remains the all-time leading scorer and rebounder at Wake Forest. He won back-to-back conference Player of the Year awards in the ACC's first two years of existence.

In addition, he is one of an elite class of players in NCAA history to score more than 2,000 points (2,587) and grab more than 1,000 rebounds (1,802). That career rebound total is the fifth-highest in NCAA history and his four-year totals for free throws (905) and free throw attempts (1,359) are still national records.


After concluding his career at Wake Forest, he was drafted by the Boston Celtics where he played for two seasons. His jersey #24 was the first to be retired by Wake Forest, and he was inducted into the WFU Hall of Fame in 1974.

### HEMRIC'S CAREER STATISTICS

YEAR	G	FG	FT	REB	AVG	PTS	AVG
1952	24	182	174	447	18.6	538	22.4
1953	25	212	199	416	16.6	623	24.9
1954	28	225	230	424	15.1	680	24.3
1955	27	222	302	515	19.0	746	27.6
<b>Totals</b>	<b>104</b>	<b>841</b>	<b>905</b>	<b>1802</b>	<b>17.3</b>	<b>2587</b>	<b>24.88</b>



Dickie Hemric



Len Chappell



## CHARLIE DAVIS

1971 2-CV; 4-NABC

Known simply by Wake Forest fans as "CD," Charlie Davis is one of the most exciting players ever to wear the Old Gold and Black.


His 24.9 points per game average is the best in Deacon history and he stands seventh overall with nearly 2,000 points over three seasons (1,970). He was selected to the All-ACC first-team three consecutive years and was voted the league's Player of the Year as a senior in 1971.

One of his many scoring records that still stands is his 51-point outburst against American University in old Memorial Coliseum in 1969. He also holds the Wake Forest and ACC career free throw percentage record of 87.3 percent.

Davis played with Cleveland and Portland during his NBA career and recently served as athletic director at North Carolina A&T. In addition to having his jersey retired, he was inducted into the Wake Forest Hall of Fame in 1984.

### DAVIS' CAREER STATISTICS

YEAR	G	FG	FT	REB	AVG	PTS	AVG
1969	27	211	194	128	4.7	616	22.8
1970	26	234	196	138	5.3	664	25.5
1971	26	251	188	114	4.4	690	26.5
<b>Totals</b>	<b>79</b>	<b>696</b>	<b>578</b>	<b>380</b>	<b>4.8</b>	<b>1970</b>	<b>24.94</b>



## JACKIE MURDOCK

1957 2-CV

Jackie Murdock was an outstanding floor leader on Demon Deacon teams of the mid-50s and one of only two players to ever lead the ACC in free throw percentage and field goal accuracy in the same season (1956).


He was named All-America and All-ACC in 1957 after earning second-team all-league recognition the preceding campaign. Accuracy from the stripe was his trademark as evidenced by the 39 straight he made one season. That record stood for two decades until Skip Brown bettered it in 1976.

Following his playing days, he returned to Wake and served as an assistant coach under Bones McKinney. He also filled the role as head coach for a single season in 1966.

He was inducted into the WFU Hall of Fame in 1982 and was honored with the basketball team lounge being named in his honor in 1990.

### MURDOCK'S CAREER STATISTICS

YEAR	G	FG	FT	REB	AVG	PTS	AVG
1955	27	129	101	110	4.0	359	13.3
1956	28	124	203	127	4.5	451	16.1
1957	28	134	161	105	3.8	429	15.3
<b>Totals</b>	<b>83</b>	<b>387</b>	<b>465</b>	<b>342</b>	<b>4.1</b>	<b>1239</b>	<b>14.9</b>



## LEN CHAPPELL

1961 1-CV  
1962 1-AP, CB, BW; 2-NABC, UPI

The first consensus All-American in Wake Forest basketball history, Len Chappell achieved that honor in 1962 when he led the Deacons to their first and only Final Four.

He was named to the NCAA all-tournament team that season after helping the Deacons to a third-place national finish. That honor followed a second straight selection as ACC Player of the Year in which he became the only player in ACC history to average more than 30 points per game for a season (30.1) in 1962.

A three-time first-team all-conference performer, Chappell ranks third on the all-time Wake Forest scoring list, despite playing only three seasons, and is the school's third-leading all-time rebounder as well.

He went on to play for 10 years in the NBA before returning to Wake Forest for the retirement of his #50 jersey and Hall of Fame induction in 1980.

### CHAPPELL'S CAREER STATISTICS

YEAR	G	FG	FT	REB	AVG	PTS	AVG
1960	28	166	156	350	12.5	488	17.4
1961	28	271	203	393	14.0	745	26.6
1962	31	327	278	470	15.2	932	30.1
<b>Totals</b>	<b>87</b>	<b>764</b>	<b>637</b>	<b>1213</b>	<b>17.3</b>	<b>2165</b>	<b>24.89</b>



## SKIP BROWN

1977 4-NABC

An exciting four-year starter, Skip Brown was one of the nation's premier shooting guards during his career.

He totaled more than 2,000 points in a Demon Deacon uniform, ranking fifth on the school's all-time list with 2,034. His 846 field goals made, however, ranks first among all Demon Deacons, as does his 43 consecutive free throws made.

In addition to being an outstanding shooter, he was also a playmaker who dished out 579 career assists, second-highest at Wake Forest behind only Muggsy Bogues.

An All-Atlantic Coast Conference first-team selection as both a sophomore (1975) and senior (1977), Brown was also elected to the second team in 1976.

He led the Demon Deacons in scoring, field goal percentage, free throw percentage, steals and assists at least once during his career.

### BROWN'S CAREER STATISTICS

YEAR	G	FG	FT	REB	AVG	PTS	AVG
1974	26	150	44	78	3.0	344	13.2
1975	26	250	89	177	6.8	589	22.7
1976	26	223	97	137	5.3	543	20.9
1977	30	223	112	187	6.2	558	18.6
<b>Totals</b>	<b>108</b>	<b>846</b>	<b>342</b>	<b>579</b>	<b>5.4</b>	<b>2034</b>	<b>18.8</b>

# ALL-AMERICANS



## ROD GRIFFIN

1977 1-BW; 3-AP, UPI; 5-NABC  
1978 1-CB, BW; 2-NABC; 3-AP, UPI

The term power forward never fit a player better than Rod Griffin, who helped Wake Forest to the NCAA regional finals for the first time in 15 years during the 1977 season.


He was named ACC Player of the Year that season as a junior, then, was a first-team all-league pick again the following year when he obtained a rare double-double as he led the ACC in both scoring and rebounding in 1978. He is one of only two Deacs ever to accomplish that feat (Len Chappell was the other).

During that magical 1977 season, he topped the conference in field goal percentage with a 62.1 mark -- a Wake Forest record that still stands. He was drafted by the NBA's Denver Nuggets but enjoyed a successful professional career in Europe.

His jersey #32 is one of 10 that has been retired in the history of Wake Forest basketball.

### GRIFFIN'S CAREER STATISTICS

YEAR	G	FG	FT	REB	AVG	PTS	AVG
1975	25	142	64	190	7.6	348	13.9
1976	27	190	102	242	9.0	482	17.9
1977	26	198	136	224	8.6	532	20.5
1978	29	243	137	291	10.0	623	21.5
<b>Totals</b>	<b>107</b>	<b>773</b>	<b>439</b>	<b>947</b>	<b>8.9</b>	<b>1985</b>	<b>18.6</b>



## RODNEY ROGERS

1993 2-AP, NABC, UPI, BW

Perhaps no Deacon ever combined the qualities of power and speed as this hulking superstar who led Wake Forest to three straight NCAA appearances during his career.

Rodney Rogers started as a freshman (1991) and was named ACC Rookie of the Year, receiving 103 of 104 votes, and was a second team All-ACC pick that year. As a sophomore, he joined four seniors on the all-conference first-team, then was the only unanimous all-league selection in 1993 when he topped the ACC in scoring (21.2 ppg).

In 1993, he became the first Deacon to be chosen ACC Player of the Year since Rod Griffin. He ranks 10th on the all-time scoring list and second in field goal percentage.

Selected by the Denver Nuggets in the first round of the 1993 NBA Draft, he was traded to the Los Angeles Clippers following the conclusion of the 1995 season. He played with the Clippers, Nuggets, Phoenix Suns, Boston Celtics, New Jersey Nets and New Orleans Hornets. He was inducted into the WFU Sports Hall of Fame in September, 2004.

### ROGERS' CAREER STATISTICS

YEAR	G	FG	FT	REB	AVG	PTS	AVG
1991	30	199	81	237	7.9	489	16.3
1992	29	245	86	247	8.5	595	20.5
1993	30	239	134	221	7.4	636	21.2
<b>Totals</b>	<b>89</b>	<b>683</b>	<b>301</b>	<b>705</b>	<b>7.9</b>	<b>1720</b>	<b>19.3</b>



## RANDOLPH CHILDRESS

1995 2-AP, NABC, BW; 3-UPI

The 1994-95 Wake Forest basketball season will go down as one of the most exciting in school history, and Randolph Childress will be remembered as the main reason why.


His sterling performance in the ACC Tournament, which included the game-winning jumper in overtime to beat North Carolina in the title game, will forever be etched in the memory of all Deacon fans.

That last basket with only four seconds remaining was also significant because it broke the tournament record for total points. Childress ended with 107 points for three games, one better than Lennie Rosenbluth's mark, which had stood for 38 years.

His 2,208 career points rank second behind only Dickie Hemric's total of 2,587. In addition, Childress is the school's all-time leader in three-point field goals and ranks third in ACC history with 329 three-point field goals made.

### CHILDRESS' CAREER STATISTICS

YEAR	G	FG	FT	REB	AVG	PTS	AVG
1991	29	123	95	65	2.2	405	14.0
1993	30	184	128	126	4.2	592	19.7
1994	29	158	176	114	3.9	567	19.6
1995	32	183	184	167	5.2	644	20.1
<b>Totals</b>	<b>120</b>	<b>648</b>	<b>583</b>	<b>472</b>	<b>3.9</b>	<b>2208</b>	<b>18.4</b>



## FRANK JOHNSON

1981 2-CV

Frank Johnson rates as not only one of Wake Forest's top all-time players, but one of its most popular as well. Nicknamed "the Smiling Deacon" for his on-the-court personality and natural flair, he was able to achieve a number of impressive milestones.

He currently ranks eighth in career points (1,749), second in steals (204) and sixth in assists (460). All of that was achieved in 120 games and 116 starts, the second-highest total in school history behind only Tim Duncan.

After gaining second team All-ACC honors as a sophomore and junior, he was chosen to the first-unit as a senior (1981). A first-round draft pick by the Washington Bullets later that year, he retired in 1994 after helping the Phoenix Suns win the Western Conference title and reach the NBA Finals.

He was inducted into the Wake Forest Hall of Fame in 1998.

### JOHNSON'S CAREER STATISTICS

YEAR	G	FG	FT	REB	AVG	PTS	AVG
1977	30	150	48	74	2.5	348	11.6
1978	29	193	84	101	3.5	470	16.2
1979	27	169	96	81	3.0	434	16.1
1980	5	9	10	22	4.4	28	5.6
1981	29	187	95	182	6.3	469	16.2
<b>Totals</b>	<b>120</b>	<b>708</b>	<b>333</b>	<b>460</b>	<b>3.8</b>	<b>1749</b>	<b>14.6</b>



Rod Griffin



## TIM DUNCAN

1995 3-AP, NABC  
1996 1-AP, NABC, UPI, BW, TSN  
1997 1-AP, NABC, UPI, BW, TSN

Tim Duncan is one of the most decorated players to wear the Old Gold & Black. He led Wake Forest to four straight 20-win seasons and is the winningest player in school history.


The San Antonio Spurs made him the No. 1 overall pick in the 1997 NBA Draft. In his first season he was named the NBA's Rookie of the Year, in addition to earning a spot on the All-NBA First Team. Four times he has led the Spurs to the World Championship while being named the NBA Finals MVP three times. Duncan also played in the 2004 Olympics.

In 1997, he earned first-team All-America honors for the second straight season and was the consensus National Player of the Year. During the year, he became the 10th player in NCAA history to reach the 2,000 points/1,500 rebounds plateau. His skills did not end at scoring and rebounding as he owns 481 career blocks to rank second in the NCAA annals. He recorded a block in 127 of his 128 career games and was also one of the Deacs' best passers, leading the team with 98 assists in 1997.

Duncan was inducted into the Wake Forest Sports Hall of Fame on September 27, 2008.

### DUNCAN'S CAREER STATISTICS

YEAR	G	FG	FT	REB	AVG	PTS	AVG
1994	33	120	82	317	9.6	124	323
1995	32	208	118	401	12.5	135	537
1996	32	228	149	395	12.3	120	612
1997	31	234	171	457	14.7	102	645
<b>Totals</b>	<b>128</b>	<b>790</b>	<b>520</b>	<b>1570</b>	<b>12.3</b>	<b>481</b>	<b>2117</b>



Tim Duncan



# ALL-AMERICANS



## JOSH HOWARD

2003 1-AP, NABC, TSN, ESPN, CNIISI, BD, Wooden

One of the most athletic and versatile players in Wake Forest history, Josh Howard was a consensus first team All-American in 2003.


Howard was named ACC Player of the Year in 2003 and was the first unanimous selection since NC State's David Thompson in 1975. He was named to several All-American teams including the Associated Press team, and he was named national player of the year by four different sources.

Howard left Wake Forest as one of just four players in the history of the ACC to accumulate 1,000 points, 500 rebounds, 200 assists, 200 steals and 100 blocked shots. Howard and Duke's Shane Battier are the only players to produce those numbers and also make 100 career three-point field goals.

After helping Wake win the 2000 NIT title, Howard led the Deacons to three straight NCAA Tournament appearances. In 2003, Wake won the ACC regular season title outright for the first time in 41 years. He was selected in the first round of the 2003 NBA Draft by the Dallas Mavericks and became a starter for the Mavericks in 2004-05.

### HOWARD'S CAREER STATISTICS

YEAR	G	FG	FT	REB	AVG	ST	PTS	AVG
2000	36	130	63	168	4.7	44	335	9.3
2001	29	143	89	171	5.9	58	393	13.6
2002	31	170	65	240	7.7	49	431	13.9
2003	31	204	145	257	8.3	64	606	19.5
<b>Totals</b>	<b>127</b>	<b>647</b>	<b>362</b>	<b>836</b>	<b>6.6</b>	<b>215</b>	<b>1765</b>	<b>13.9</b>



## CHRIS PAUL

2005 1-AP, USBWA, NABC, TSN, ESPN, Rupp, BT, Wooden

In just two seasons - 2004 and 2005 - Paul led Wake Forest to new heights and established himself as one of college basketball's top players.

Paul, who grew up 10 miles from the Wake Forest campus in Lewisville (NC), was the ACC Rookie of the Year in 2004 after leading the Deacons to a 21-10 mark and a spot in the Sweet 16 round of the NCAA Tournament.


In 2005, Paul and the Demon Deacons won a school record 27 games and rose to No. 1 in the national polls for the first time in school history.

Paul's career free throw percentage (.838) ranks fifth in Wake Forest history. His career three-point percentage (.469) is the second-highest in Wake history. Paul also ranks seventh in school history with 395 career assists and seventh in career steals with 160.

Paul declared for the NBA Draft after his sophomore season - the first Deacon to do so since Rodney Rogers in 1993 - and was the No. 4 overall pick by the New Orleans Hornets. He was the 2006 NBA Rookie of the Year. In 2008, he finished second in voting for league MVP and won an Olympic gold medal.

### PAUL'S CAREER STATISTICS

YEAR	G	FG	FT	REB	AVG	AS	PTS	AVG
2004	31	135	150	101	3.3	183	460	14.8
2005	32	143	156	144	4.5	212	488	15.3
<b>Totals</b>	<b>63</b>	<b>278</b>	<b>306</b>	<b>245</b>	<b>3.9</b>	<b>395</b>	<b>948</b>	<b>15.0</b>



## JEFF TEAGUE

2009 2-USBWA, NABC, TSN; HM-AP

Jeff Teague came to Wake Forest with little fanfare but left with a ton of notoriety. After a solid freshman season in 2008-09, Teague burst onto the national scene as a sophomore and was a consensus second team All-America pick.

As a freshman, Teague was one of the top rookies in the ACC. He was named to the ACC All-Freshman Team and received votes for the league's Rookie of the Year award after averaging 13.9 points and 1.8 steals per game.


Teague became a household name the following year after dropping 30 points in a win at BYU and 34 points in Wake Forest's defeat of eventual national champion North Carolina in back-to-back January games. Teague averaged 18.8 points on the year, scoring in double figures in every game.

Teague's breakout season propelled the Deacons to a school-best 16-0 start and a No. 1 national ranking midway through the year. He led Wake to its first NCAA Tournament appearance in four seasons and scored his 1,000th point in the Deacons' opening-round loss to Cleveland State.

Teague declared for the NBA Draft after his sophomore season, along with classmate James Johnson, and was the No. 19 overall pick by the Atlanta Hawks.

### TEAGUE'S CAREER STATISTICS

YEAR	G	FG	FT	REB	AVG	AS	PTS	AVG
2008	30	135	114	82	2.7	74	416	13.9
2009	31	180	179	102	3.3	110	584	18.8
<b>Totals</b>	<b>61</b>	<b>315</b>	<b>293</b>	<b>184</b>	<b>3.0</b>	<b>184</b>	<b>1000</b>	<b>16.4</b>




Josh Howard



Jeff Teague



Chris Paul



## AL-FAROUQ AMINU

2010 3-CBSSports, FoxSports; HM-AP

Al-Farouq Aminu entered Wake Forest as one of the most highly-touted recruits in program history. The 6-9 forward out of Norcross, Ga. did nothing to diminish that reputation in his two seasons as a Demon Deacon.

Aminu helped Wake Forest to consecutive NCAA Tournament appearances, including the school's first Tournament win in five seasons in 2010.

Aminu was one of the top freshmen in the country in 2008-09, finishing runner-up in ACC Rookie of the Year balloting. A Freshman All-American, Aminu averaged 12.9 points and 8.2 rebounds on a Wake Forest team that was ranked in the top 10 in the country for much of the season.


As a sophomore in 2009-10, Aminu proved to be a double-double machine averaging 15.8 points and 10.7 rebounds per game. The only ACC player to average a double-double, Aminu was the first Deacon since Tim Duncan to lead the ACC in rebounding.

Aminu's 585 career rebounds stands as the seventh-highest two-year total in ACC history.

Aminu declared for the NBA Draft after his sophomore season and was the No. 8 overall pick by the Los Angeles Clippers.

### AMINU'S CAREER STATISTICS

YEAR	G	FG	FT	REB	AVG	AS	PTS	AVG
2009	31	146	102	253	8.2	46	401	12.9
2010	31	167	139	332	10.7	41	491	15.8
<b>Totals</b>	<b>62</b>	<b>313</b>	<b>241</b>	<b>585</b>	<b>9.4</b>	<b>87</b>	<b>892</b>	<b>14.4</b>



Al-Farouq Aminu

# WAKE FOREST TEAM AWARDS

## MOST VALUABLE PLAYER

1957	Jack Murdock
	Jack Williams
	Ernie Wiggins
1958	Dave Budd
1959	Dave Budd
1960	Len Chappell
1961	Len Chappell
1962	Len Chappell
	Dave Wiedeman
1963	Dave Wiedeman
1964	Frank Christie
1965	John Anderson
1966	Bob Leonard
1967	Paul Long
1968	Jerry Montgomery
1969	Jerry Montgomery
1970	Dickie Walker
1971	Charlie Davis
1972	Rich Habegger
1973	Eddie Payne
1974	Tony Byers
1975	Skip Brown
1976	Rod Griffin
1977	Rod Griffin
1978	Rod Griffin
1979	Frank Johnson
1980	Guy Morgan
	Alvis Rogers
1981	Frank Johnson
1982	Guy Morgan
1983	Danny Young
1984	Anthony Teachey
1985	Delaney Rudd
1986	Tyrone Bogues
1987	Tyrone Bogues
1988	Sam Ivy
1989	Cal Boyd
1990	Chris King
1991	Derrick McQueen
1992	Rodney Rogers
1993	Rodney Rogers
1994	Randolph Childress
1995	Randolph Childress
	Tim Duncan
1996	Tim Duncan
1997	Tim Duncan
1998	Robert O'Kelley
1999	Robert O'Kelley
2000	Darius Songaila
2001	Josh Howard
2002	Jane Caldwell
	(Academic Counselor)
2003	Greg Collins
	(Athletic Trainer)
2004	Matt Jennings
	(Strength Coach)
2005	Scream'n' Demons
	(Wake Forest Student Section)



Bobby Hoekstra was honored with the inaugural Skip Prosser Award in 2008.

2006	Tony Hanson
	(Team Videographer)
2007	Jane Caldwell
	(Academic Counselor)

## MURRAY GREASON AWARD

1990	Tom Wise
1991	Robert Siler
1992	Derrick McQueen
1993	Randolph Childress
1994	Marc Blucas
	Trelonnie Owens
1995	Travis Banks
1996	Rusty LaRue
1997	Tim Duncan
1998	Tony Rutland
1999	Rafael Vidaurreta
2000	Ervin Murray
2001	Josh Shoemaker
2002	Ervin Murray
2003	Steve Lepore
2004	Taron Downey
2005	Vytas Danelius
2006	John Buck
2007	Michael Drum
2008	Cameron Stanley
2009	David Weaver
2010	Ishmael Smith
2011	Travis McKie
2012	C.J. Harris
	Travis McKie

## SKIP PROSSER AWARD

2008	Bobby Hoekstra
2009	Harvey Hale
2010	David Weaver
2011	Carson Desrosiers
2012	Chase Fischer

## MOST IMPROVED PLAYER

2002	Craig Dawson
	Antwan Scott
2003	Vytas Danelius
	Jamaal Levy
2004	Justin Gray
2005	Chris Ellis
2006	Chris Ellis
2007	Kyle Visser
2008	Chas McFarland
2009	Ishmael Smith
2010	Tony Woods
2011	Ty Walker
2012	Nikita Mescheriakov

## BEST DEFENSIVE PLAYER

2002	Josh Howard
2003	Josh Howard
2004	Jamaal Levy
2005	Jamaal Levy
2006	Trent Strickland
2007	L.D. Williams
2008	David Weaver
2009	L.D. Williams
2010	L.D. Williams
2011	Gary Clark
2012	Ty Walker

## TOP REBOUNDER

2002	Darius Songaila
2003	Josh Howard
2004	Jamaal Levy
2005	Eric Williams
2006	Eric Williams
2007	Kyle Visser
2008	James Johnson
2009	James Johnson
2010	Al-Farouq Aminu
2011	Travis McKie
2012	Travis McKie

## DEACON AWARD WINNERS

Wake Forest has recognized a Most Valuable Player or Murray Greason Award winner since 1957 when the trio of Jack Murdock, Jack Williams and Ernie Wiggins shared the honor. At that time, the MVP award was named the "Murray Greason Award" in recognition of the school's all-time winningest coach.

The Murray Greason Award became separate from the MVP award beginning in 1990. From 1990-2007, the Demon Deacon players voted for both an MVP and a "Murray Greason Award" recipient, the latter to honor the individual who had sacrificed the most to the squad with his determination and season-long efforts. In 1997, Tim Duncan became the first individual to receive both honors in the same year.

In 2002, the Deacon coaching staff also began giving awards for the Most Improved Player, Best Defensive Player, Top Rebounder, Highest Free Throw Percentage and Most Assists.

From 2002-07, Wake Forest's MVP award went to someone other than a player.

Beginning in 2008, the Skip Prosser Award was presented by the coaching staff. Created to honor the late Prosser, the award goes to the player who best represents the values and virtues displayed by Coach Prosser, including integrity, character, trustworthiness and an emphasis on academics.



Kyle Visser was the team's Most Improved Player in 2007 after being named third team All-ACC.

## MOST ASSISTS

2002	Broderick Hicks
2003	Taron Downey
2004	Chris Paul
2005	Chris Paul
2006	Justin Gray
2007	Ishmael Smith
2008	Ishmael Smith
2009	Jeff Teague
2010	Ishmael Smith
2011	C.J. Harris
2012	Tony Chennault

## HIGHEST FREE THROW PERCENTAGE

2002	Darius Songaila
2003	Taron Downey
2004	Chris Paul
2005	Taron Downey
2006	Justin Gray
2007	Michael Drum
2008	Harvey Hale
2009	Jeff Teague
2010	C.J. Harris
2011	Gary Clark
2012	C.J. Harris




# NBA DRAFT HISTORY

ROUND DRAFTED/YEAR			
Player (Years at WFU)	Rd/Year	Team	Years
<b>Al-Farouq Aminu (2009-10)</b>	<b>1st/2010</b>	L.A. Clippers	2011
Muggsy Bogues (1984-87)	1st/1987	<b>N. Orleans Hornets</b>	<b>2012-current</b>
		Washington Bullets	1988
		Charlotte Hornets	1989-97, 99
		Golden State Warriors	1998-99
		Toronto Raptors	2000-01
		Dallas Mavericks	2002
Skip Brown (1974-77)	3rd/1977	Boston Celtics	(drafted)
Dave Budd (1958-60)	2nd/1960	New York Knicks	1961-65
Tony Byers (197-74)	5th/1974	Buffalo Braves	(drafted)
Len Chappell (1960-62)	1st/1962	Syracuse Nationals	1963
		Philadelphia 76ers	1964
		New York Knicks	1964-66
		Chicago Bulls	1967
		Cincinnati Royals	1967-68
		Detroit Pistons	1968
		Milwaukee Bucks	1969-70
		Cleveland Cavaliers	1971
		Atlanta Hawks	1971
		Dallas Chaparrals (ABA)	1972
Randolph Childress (1991-95)	1st/1995	Detroit Pistons	(drafted)
		Portland Trail Blazers	1996
		Detroit Pistons	1997
Charlie Davis (1969-71)	8th/1971	Cleveland Cavaliers	1972-73
		Portland Trail Blazers	1973-74
<b>Tim Duncan (1994-97)</b>	<b>*1st/1997</b>	<b>San Antonio Spurs</b>	<b>1998-current</b>
Kenny Green (1983-85)	1st/1985	Washington Bullets	1986
		Philadelphia 76ers	1986-87
Rod Griffin (1975-78)	1st/1978	Denver Nuggets	(drafted)
Rich Habegger (1970-72)	15th/1972	Portland Trailblazers	(drafted)
Mike Helms (1979-82)	7th/1982	Houston Rockets	(drafted)
Dickie Hemric (1954-55)	2nd/1955	Boston Celtics	1956-57
<b>Josh Howard (2000-03)</b>	<b>1st/2003</b>	Dallas Mavericks	2004-10
		Washington Wizards	2010-11
		<b>Utah Jazz</b>	<b>2012-current</b>
Frank Johnson (1977-81)	1st/1981	Washington Bullets	1982-88
		Houston Rockets	1989
		Phoenix Suns	1993-94
		Chicago Bulls	2010-11
<b>James Johnson (2008-09)</b>	<b>1st/2009</b>	<b>Toronto Raptors</b>	<b>2011-current</b>
Jim Johnstone (1979-82)	3rd/1982	Kansas City Kings	(drafted)
		San Antonio Spurs	1983
		Detroit Pistons	1983
		Seattle Supersonics	1994
		Vancouver Grizzlies	1996
Chris King (1989-92)	2nd/1992	Chicago Bulls	1998-00
Rusty LaRue (1993-96)	Free Agent	Utah Jazz	2002
Paul Long (1966-67)	5th/1967	Detroit Pistons	1968, 1970
		Kentucky Colonels (ABA)	1969
		Buffalo Braves	1971
Leroy McDonald (1977-78)	7th/1978	Buffalo Braves	(drafted)
Gil McGregor (1966-71)	6th/1971	Cincinnati Royals	1972
Guy Morgan (1979-82)	2nd/1982	Indiana Pacers	1983
<b>Chris Paul (2004-05)</b>	<b>1st/2005</b>	N. Orleans Hornets	2006-11
		<b>L.A. Clippers</b>	<b>2012-current</b>
Eddie Payne (1971-73)	11th/1973	Portland Trailblazers	(drafted)
Daryl Peterson (1975-76)	6th/1976	Seattle Supersonics	(drafted)
Alvis Rogers (1979-83)	6th/1983	Kansas City Kings	(drafted)
Rodney Rogers (1991-93)	1st/1993	Denver Nuggets	1994-95
		Los Angeles Clippers	1996-99
		Phoenix Suns	2000-01
		Boston Celtics	2002
		New Jersey Nets	2003-04
		New Orleans Hornets	2005
		Philadelphia 76ers	2005
Delaney Rudd (1982-85)	4th/1985	Utah Jazz	1990-92
		Portland Trail Blazers	1993
Jerry Schellenberg (1974-77)	3rd/1977	Washington Bullets	(drafted)
<b>Ishmael Smith (2007-10)</b>	<b>Free Agent</b>	Houston Rockets	2011
		Memphis Grizzlies	2011
		Golden State Warriors	2012
		<b>Orlando Magic</b>	<b>2012-current</b>
		Boston Celtics	(drafted)
		Sacramento Kings	2004-2005
		Chicago Bulls	2006
Darius Songaila (1999-02)	2nd/2002	Washington Wizards	2007-09
		N. Orleans Hornets	2010
		Philadelphia 76ers	2011

ROUND DRAFTED/YEAR			
Player (Years at WFU)	Rd/Year	Team	Years
Anthony Teachey (1981-84)	2nd/1984	Dallas Mavericks	(drafted)
<b>Jeff Teague (2008-09)</b>	<b>1st/2009</b>	<b>Atlanta Hawks</b>	<b>2010-current</b>
Anthony Tucker (1990-92)	Free agent	Washington Bullets	1995
		New York Knicks	1996
		Buffalo Braves	(drafted)
Dickie Walker (1968-70)	11th/1970	Boston Celtics	1966-67
Ron Watts (1963-65)	2nd/1965	New York Knicks	(drafted)
Bob Woollard (1961-63)	7th/1963	Miami Floridians (ABA)	1970
		Seattle Supersonics	1985-88
Danny Young (1981-84)	2nd/1984	Portland Trail Blazers	1989-91
		Los Angeles Clippers	1992
		Detroit Pistons	1993

\* denotes No. 1 overall pick in the Draft  
**Bold** denotes active



## WAKE FOREST NBA DRAFT NOTES


- 13 Demon Deacons have been first-round selections, most recently Al-Farouq Aminu who was selected No. 8 overall by the Clippers in 2010.
- In 2009, James Johnson and Jeff Teague both went in the first round of the NBA Draft. Johnson, who went 16th to the Chicago Bulls, and Teague, who went 19th to the Atlanta Hawks, became the first pair of Deacons to be taken in the first round of the same NBA Draft.
- The NBA team which has selected the most Wake Forest players is the Washington Bullets (now the Wizards). The Washington franchise has drafted four Deacons: Muggsy Bogues, Kenny Green, Frank Johnson and Jerry Schellenberg.
- Since 2002, six Wake Forest players have been drafted - Darius Songaila by Boston in the second round of the 2002 Draft, Josh Howard by Dallas in the first round of the 2003 Draft, Chris Paul by New Orleans in 2005, Johnson by Chicago in 2009, Teague by Atlanta in 2009 and Aminu by Los Angeles in 2010.
- Three Deacons - Tim Duncan, the first overall pick in 1997, Paul, the fourth pick in 2005, and Len Chappell, the fifth pick in 1962 - have been taken in the top five.
- Wake Forest had a record three players drafted in 1982 - Guy Morgan (2nd round), Jim Johnstone (3rd) and Mike Helms (7th).
- Six times in draft history have two Deacons been selected in the same year -- 1977, 1971, 1985, 1978, 1984, 2009.

## HIGHEST-DRAFTED DEACONS

Player	Selection	Team	Year
Tim Duncan	1st	San Antonio	1997
Chris Paul	4th	New Orleans	2005
Len Chappell	5th	Syracuse	1962
Al-Farouq Aminu	8th	L.A. Clippers	2010
Rodney Rogers	9th	Denver	1993
Dave Budd	*10th	New York	1960
Frank Johnson	11th	Washington	1981
Muggsy Bogues	12th	Washington	1987
Kenny Green	12th	Washington	1985
Dickie Hemric	*12th	Boston	1955
James Johnson	16th	Chicago	2009
Rod Griffin	17th	Denver	1978
Randolph Childress	19th	Detroit	1995
Jeff Teague	19th	Atlanta	2009
Ronnie Watts	*20th	Boston	1965
Josh Howard	29th	Dallas	2003

\*Second round

# ALL-TIME DEACONS IN THE NBA



*Rusty LaRue*

## ATLANTA HAWKS

Jeff Teague ..... 2010-current  
 Len Chappell ..... 1971

## BOSTON CELTICS

Darius Songaila ..... drafted, 2002  
 Rodney Rogers ..... 2002  
 Skip Brown ..... drafted, 1977  
 Ron Watts ..... 1966-67  
 Dickie Hemric ..... 1956-57

## CHICAGO BULLS

James Johnson ..... 2010-11  
 Darius Songaila ..... 2006  
 Rusty LaRue ..... 1998-2000  
 Len Chappell ..... 1967

## CLEVELAND CAVALIERS

Charlie Davis ..... 1972-73  
 Len Chappell ..... 1971

## DALLAS MAVERICKS

Josh Howard ..... 2004-10  
 Tyrone Bogues ..... 2002  
 Anthony Teachey ..... drafted, 1984

## DENVER NUGGETS

Rodney Rogers ..... 1994-95  
 Rod Griffin ..... drafted, 1978

## DETROIT PISTONS

Randolph Childress ..... drafted, 1995, 1997  
 Danny Young ..... 1993  
 Jim Johnstone ..... 1983  
 Paul Long ..... 1968, 1970  
 Len Chappell ..... 1968

## GOLDEN STATE WARRIORS

Ishmael Smith ..... 2012  
 Tyrone Bogues ..... 1998-99

## HOUSTON ROCKETS

Ishmael Smith ..... 2011  
 Frank Johnson ..... 1989  
 Mike Helms ..... drafted, 1982

## INDIANA PACERS

Guy Morgan ..... 1983

## KENTUCKY COLONELS (ABA)

Paul Long ..... 1969

## L.A. CLIPPERS

**(Buffalo Braves)**  
 Chris Paul ..... 2012-current  
 Al-Farouq Aminu ..... 2011  
 Rodney Rogers ..... 1996-99  
 Danny Young ..... 1992  
 Leroy McDonald ..... drafted 1978  
 Tony Byers ..... drafted, 1974  
 Paul Long ..... 1971  
 Dickie Walker ..... drafted, 1970

## MIAMI FLORIDIANS (ABA)

Bob Woollard ..... 1970

## MEMPHIS GRIZZLIES

**(Vancouver Grizzlies)**  
 Ishmael Smith ..... 2011  
 Chris King ..... 1994

## MILWAUKEE BUCKS

Len Chappell ..... 1969-70

## NEW ORLEANS HORNETS

**(Charlotte Hornets)**  
 Al-Farouq Aminu ..... 2012-current  
 Chris Paul ..... 2006-11  
 Darius Songaila ..... 2010  
 Rodney Rogers ..... 2005  
 Tyrone Bogues ..... 1989-97, 1999

## NEW JERSEY NETS

Rodney Rogers ..... 2003-04

## NEW YORK KNICKS

Len Chappell ..... 1964-66  
 Dave Budd ..... 1961-65  
 Bob Woollard ..... 1961-63

## ORLANDO MAGIC

Ishmael Smith ..... 2012-current

## PHILADELPHIA 76ERS

**(Syracuse Nationals)**  
 Darius Songaila ..... 2011  
 Rodney Rogers ..... 2005  
 Kenny Green ..... 1986-87  
 Len Chappell ..... 1963-64



*Rodney Rogers*

## PHOENIX SUNS

Rodney Rogers ..... 2000-01  
 Frank Johnson ..... 1993-94

## PORTLAND TRAIL BLAZERS

Randolph Childress ..... 1996  
 Rodney Rogers ..... 1993  
 Danny Young ..... 1989-91  
 Charlie Davis ..... 1973-74  
 Eddie Payne ..... drafted, 1973  
 Rich Habegger ..... drafted, 1972

## SACRAMENTO KINGS

**(Kansas City Kings, Cincinnati Royals)**  
 James Johnson ..... 2013-current  
 Darius Songaila ..... 2004-05  
 Alvis Rodgers ..... drafted, 1983  
 Jim Johnstone ..... drafted, 1982  
 Gil McGregor ..... drafted, 1972  
 Len Chappell ..... 1967-68

## SAN ANTONIO SPURS

**(Dallas Chaparrals)**  
 Tim Duncan ..... 1998-current  
 Jim Johnstone ..... 1983  
 Len Chappell ..... 1972

## SEATTLE SUPERSONICS

Chris King ..... 1994  
 Danny Young ..... 1985-88  
 Daryl Peterson ..... drafted, 1976

## TORONTO RAPTORS


James Johnson ..... 2011-12  
 Tyrone Bogues ..... 2000-01

## UTAH JAZZ

Josh Howard ..... 2012-current  
 Rusty LaRue ..... 2002  
 Delaney Rudd ..... 1990-92

## WASHINGTON WIZARDS

**(Washington Bullets)**  
 Josh Howard ..... 2010-11  
 Darius Songaila ..... 2007-09  
 Anthony Tucker ..... 1995  
 Frank Johnson ..... 1982-1988  
 Kenny Green ..... 1986  
 Jerry Schellenberg ..... drafted, 1977



*Tyrone Bogues*



# 1961 ACC CHAMPIONS

## TOURNAMENT BOX SCORES

### FIRST-ROUND BYE

WAKE (98)	FG	FT	RB	AS	PT
Hart	4-13	0-0	0	1	8
Hull	3-5	2-5	6	1	8
McCoy	0-4	0-0	5	0	0
Packer	7-14	2-2	5	2	16
Chappell	10-16	14-17	16	2	34
Wiedeman	10-14	0-0	9	1	20
Koehler	5-9	0-0	5	0	10
Woollard	0-0	0-0	1	0	0
Zawacki	1-3	0-0	1	0	2
Fennell	0-1	0-0	2	0	0
Steele	0-1	0-0	0	0	0
Caldwell	0-1	0-0	0	0	0
Totals	40-81	18-24	59	7	98

MD (76)	FG	FT	RB	AS	PT
Totals	29-71	23-41	50	9	81

WAKE (96)	FG	FT	RB	AS	PT
Hart	3-6	0-0	2	0	6
Hull	5-8	2-5	12	1	12
Packer	7-12	2-2	1	4	16
Chappell	13-20	7-8	14	0	33
Koehler	3-8	3-3	5	2	9
Wiedeman	4-10	3-5	3	5	11
McCoy	1-3	3-3	3	0	5
Woollard	1-2	2-4	1	0	4
Fennell	0-0	0-0	0	0	0
Steele	0-0	0-0	1	0	0
Caldwell	0-1	0-1	0	0	0
Zawacki	0-1	0-0	0	0	0
Totals	37-71	22-31	53	12	96

DUKE (81)	FG	FT	RB	AS	PT
Totals	29-71	23-41	50	9	81

## MARCH 2-4, 1961 / RALEIGH, NC

### First-round bye

Wake Forest 98, Maryland 76

Wake Forest 96, Duke 81

The Atlantic Coast Conference was in its eighth year and Wake Forest was still searching for its first league championship.

The efforts of Murray Greason, the all-time winningest coach in Demon Deacon basketball history, were not enough in the 1950s.

Greason turned the coaching reins over to his assistant Bones McKinney prior to the 1957-58 season and McKinney guided the Deacs to a Dixie Classic title two years later. Yet in the championship contest of that season's ACC Tournament (1960), Wake Forest fell to Duke, 63-59.

Many of the leading characters from the 1960 club returned the next year, though, and expectations were high for a return to the tourney's final day.

Wake Forest enjoyed another good regular season, compiling a 15-10 record against an extremely difficult schedule. The Deacons finished second in the '61 ACC race with an 11-3 mark, one game behind North Carolina, which won 12 of its 14 league outings.

The Tar Heels would not be a factor in the Tournament, though. They were serving an NCAA probation and did not participate. That left seven member schools and gave Wake Forest the number-one seed, which in that year was especially beneficial since it included a first-round bye and guaranteed the Deacons a free ticket to the semifinals.

In the semifinal round, Wake met Maryland, an opponent it had defeated by 12 and nine points during the regular season. The third meeting would be no different; in fact, the Deacs would dominate the Terrapins and win going away, 98-76, behind the outstanding play of Len Chappell.

Chappell scored 34 points, hitting 10-of-16 field goal attempts and 14-of-17 free throws, and grabbed a game-high

16 rebounds. Dave Wiedeman contributed 20 points and nine rebounds.

The championship game figured to be much more challenging. Wake Forest would have to beat its 1960 nemesis Duke in order to claim the crown and the two teams had split their two meetings earlier in the year.

But this time the Deacons were not to be denied. They broke open an early 13-13 tie with six straight points and led by nine, 42-33, at halftime. The lead would grow to as many as 20 in the second half and Wake eventually recorded its first ACC championship by a 96-81 margin over the Blue Devils.

"Everybody was in the flow, and in the second half we got away from them pretty good," McKinney recalled later. "We just felt like we knew we were going to win that game."

Actually the most distressing time of the entire championship experience in 1961 came at halftime of the title contest. A fired-up group of Deacons burst out of their locker room in N.C. State's Reynolds Coliseum only to see team co-captain Alley Hart knocked into a glass water cooler located near the dressing room door. The cooler broke and a piece of glass cut Hart's hand.

Hart obviously was not his usual effective self, scoring only six points. Chappell, though, displayed his ACC Player of the Year form for the second straight day, scoring 33 points and collecting 14 rebounds to lead all players in both categories.

Billy Packer, Hart's running mate in the Deacon backcourt, scored 16 points, while bruising forward Bill Hull achieved a double-double with 12 points and 12 rebounds.

Back on the Wake Forest campus in Winston-Salem, the student body celebrated with a vigor worthy of the accomplishment. One ambitious celebrant even scaled the front of Wait Chapel and covered the word "Wait" with a sign of his own, "Len."

Chappell was named the Tournament's Most Valuable Player and was joined on the all-tournament first team by Packer. Wiedeman was named to the all-tourney second team.



The 1961 Demon Deacons celebrate Wake Forest's first ACC championship.

# 1962 ACC CHAMPIONS

**MARCH 1-3, 1962 / RALEIGH, NC**

**Wake Forest 81, Virginia 58**

**Wake Forest 88, South Carolina 75**

**Wake Forest 77, Clemson 66**

Winning the first one in 1961 was hard enough, but repeating as ACC champions? The idea certainly was not out of the question. After all, the Demon Deacons had eight lettermen returning, led by All-American Len Chappell, as well as backcourt ace Billy Packer and sparkplug Dave Wiedeman.

Add the towering Bob Woollard and sophomore standout Frank Christie and veteran coach Bones McKinney had a team that most felt could challenge not only for ACC honors, but perhaps even the national championship as well.

And in the '61-62 preseason poll, there indeed was Wake Forest, voted as the third-ranked team in the country. Only Ohio State (#1) and Cincinnati (#2) were picked higher.

But preseason projections do not a successful team make, and the Deacs struggled early that year. A disappointing 22-point loss to Ohio State in Winston-Salem in December began a string of four losses in five games. At one point in January, the Wake Forest record was an unimpressive 9-8. That mark included two losses to Duke, which was the prime contender to replace the Deacons as league champs.

However, McKinney kept working with his veteran club and it roared into the 1962 ACC Tournament on a six-game winning streak, a late-season surge that improved the Deacons' conference record to 12-2 and earned them the No. 1 seed.

Wake cruised by opening round opponent Virginia, 81-58, behind 18 points from both Packer and Chappell. The next night the Deacons trailed South Carolina at halftime by two (43-41), but rallied behind the brilliant play of their All-American to register an 88-75 triumph. Chappell tallied 38 points in that contest, leading a group of four different Deacs in double figures.

Wake Forest's surprising foe in the title game, though, was Clemson, which had upset Duke in the semifinals, 77-72. Coach Press Maravich had his Tigers utilizing a combination man-to-man and zone defense called the "Junto," and it worked for a while even against the favored Deacons.

The defending champions trailed, 19-17, but then hit 11 of their last 13 field goal attempts of the first half to roll to a 43-28 lead at intermission. Upset-minded Clemson would draw no closer than 12 during the second half as the Atlantic Coast Conference trophy once again went back to Winston-Salem with the Deacons. Final score -- Wake 77, Clemson 66.

Chappell, the Tournament MVP for the second consecutive year, once again was the scoring leader with 31 points, while Packer added 21. Both were named to the all-tournament first team, while Wiedeman was awarded second-team honors for the second season in a row.

"We were the best team," Packer says in looking back at that period in his career. "We really had the best team for three years running, including 1960 and 1961. We were just supposed to win."

Chappell agrees with him, but recalls that the Deacons of 1962 really did not fully appreciate what they had accomplished by capturing back-to-back titles.

"We knew it was our job to win that ACC Tournament," Chappell says. "It was just a matter of course, but at that time the ACC didn't have the long history that it now has. We really didn't know what we had achieved."

The Demon Deacons of 1962, of course, went on to win three straight games in the NCAA Tournament, including overtime decisions over Yale and St. Joseph's. Their third postseason victory over Villanova took them into the Final Four where they met that same Ohio State team that had beaten them at the beginning of the 1961-62 season.

The Buckeyes did it again, but Wake Forest bounced back to down UCLA for third place in the national tourney and finish the year where it was picked in that preseason poll months before.

## TOURNAMENT BOX SCORES

WAKE (98)	FG	FT	RB	AS	PT
Woollard	4-7	1-2	9	1	9
Wiedeman	2-6	1-1	3	6	5
Packer	8-11	2-2	4	3	18
Christie	3-9	1-2	9	1	7
Chappell	5-15	8-8	16	1	18
Hull	4-5	0-1	5	0	8
McCoy	3-4	0-0	4	0	6
Carmichael	0-0	2-3	5	0	2
Hassell	1-2	0-0	1	1	2
Koehler	1-2	0-0	1	0	2
Zawacki	1-1	2-4	0	0	4
Brooks	0-1	0-0	1	0	0
Totals	32-63	17-23	68	13	81


UVA (58)	FG	FT	RB	AS	PT
Totals	27-79	4-16	33	4	58

WAKE (88)	FG	FT	RB	AS	PT
Woollard	6-9	1-1	4	0	13
Wiedeman	4-11	3-3	3	5	11
Packer	7-14	2-2	2	4	16
Christie	1-4	0-0	5	1	2
Chappell	12-17	14-17	10	4	38
Hull	1-5	1-2	7	0	3
McCoy	0-2	3-4	3	1	3
Hassell	1-1	0-0	0	0	2
Totals	32-63	24-29	43	15	88

USC (75)	FG	FT	RB	AS	PT
Totals	22-53	31-34	28	4	75

WAKE (77)	FG	FT	RB	AS	PT
Woollard	3-4	1-2	9	0	7
Wiedeman	5-7	0-0	7	1	10
Packer	7-12	7-8	2	6	21
Christie	1-7	3-4	6	0	5
Chappell	10-16	11-15	2	0	31
McCoy	0-0	0-0	0	1	0
Hull	0-0	0-0	3	0	0
Hassell	1-3	0-0	2	1	2
Koehler	0-1	0-0	1	0	0
Brooks	0-0	0-0	0	0	0
Zawacki	0-1	1-2	1	0	1
Carmichael	0-0	0-0	0	0	0
Totals	27-51	23-31	38	9	77

CLEM (66)	FG	FT	RB	AS	PT
Totals	29-64	16-26	43	4	66



The 1962 Deacon team, coached by Bones McKinney (far left), was loaded with stars and played in the Final Four.



# 1995 ACC CHAMPIONS

## TOURNAMENT BOX SCORES

WAKE (87)	FG	3P	FT	RB	PT
Peral	5-8	2-2	0-0	5	12
Banks	0-4	0-0	0-0	3	0
Duncan	7-16	0-2	1-1	8	15
Braswell	0-1	0-1	0-0	0	0
Childress	13-18	8-12	6-7	6	40
LaRue	4-5	3-4	0-0	1	11
Rutland	3-6	3-6	0-1	2	9
Jackson	0-0	0-0	0-0	0	0
Goolsby	0-0	0-0	0-0	0	0
Totals	32-58	16-27	7-9	29	87

DUKE (70)	FG	3P	FT	RB	PT
Price	2-5	0-0	2-2	1	6
Parks	3-11	0-1	4-4	9	10
Meek	7-11	0-0	4-4	8	18
Capel	4-13	1-2	1-1	6	10
Langdon	6-8	2-3	1-2	0	15
Collins	1-5	1-4	0-0	0	3
Wojciechowski	1-1	1-1	0-0	0	0
Wallace	2-2	1-1	0-0	1	5
Totals	26-56	6-12	12-13	29	70

WAKE (77)	FG	3P	FT	RB	PT
Peral	5-9	2-4	1-1	4	13
Banks	3-8	0-0	0-0	9	6
Duncan	7-13	0-0	6-9	14	20
Braswell	0-0	0-0	0-0	0	0
Childress	8-21	6-15	8-8	0	30
LaRue	0-2	0-0	0-0	0	0
Rutland	3-6	2-5	0-0	4	8
Totals	26-59	10-24	15-18	33	77

UVA (68)	FG	3P	FT	RB	PT
Burrough	10-23	0-1	11-14	11	31
Williford	2-8	0-2	0-0	9	4
Alexander	0-0	0-0	0-0	3	0
Staples	5-15	4-13	2-3	5	16
Deane	4-16	2-9	1-2	4	11
Robinson	2-3	0-0	0-0	3	4
Barnes	1-4	0-0	0-0	4	2
Nolan	0-1	0-0	0-0	3	0
Totals	24-70	6-25	14-19	46	68

WAKE (82)	FG	3P	FT	RB	PT
Peral	1-5	1-2	0-0	3	3
Banks	4-10	0-0	1-2	5	9
Duncan	7-12	0-0	2-4	20	16
Braswell	2-4	1-2	0-0	2	5
Childress	12-22	9-17	4-5	5	37
LaRue	1-7	1-6	0-0	0	3
Rutland	3-11	3-7	0-0	2	9
Jackson	0-0	0-0	0-0	0	0
Totals	30-71	15-34	7-11	38	82

UNC (80)	FG	3P	FT	RB	PT
Calabria	5-9	1-4	0-1	9	11
Stackhouse	8-17	2-5	6-11	8	24
Wallace	4-9	0-0	1-2	7	9
Williams	7-17	4-9	2-3	7	20
McInnis	5-8	1-1	0-0	4	11
Landry	2-4	1-3	0-0	0	5
Sullivan	0-0	0-0	0-0	1	0
Zwikker	0-0	0-0	0-0	3	0
S. Williams	0-0	0-0	0-0	0	0
Totals	31-64	9-22	9-17	41	80

## MARCH 9-12, 1995 / GREENSBORO, NC

Wake Forest 87, Duke 70

Wake Forest 77, Virginia 68

Wake Forest 82, North Carolina 80 (OT)

The sellout crowd of 23,311 was standing in anticipation as the teams broke their respective huddles for the final 21.7 seconds of the 1995 ACC Tournament championship game.

Wake Forest and North Carolina had already battled to a deadlock through 44 minutes and were tied 80-80 in overtime. And while the issue was still in doubt, there was no secret as to who was going to take the deciding shot -- Randolph Childress.


After all, his performance to that point is something people still refer to with great admiration today. He scored a career-high 40 points against Duke in the opening round, and then added 30 more in the Deacons' semifinal win over Virginia. He was at 35 when the ball was inbounded for Wake Forest's final possession.

Even though North Carolina did its best to keep him from getting the ball, Childress got open and sliced down the lane for a floating 12-foot jumper that swished through the basket and sent the Demon Deacon faithful into a frenzy. Those two points broke Lennie Rosenbluth's 38-year old tournament record of 106 points by one and gave Wake Forest its first ACC crown since 1962.

North Carolina had four seconds left and made the most of it. Jerry Stackhouse launched a three-pointer and Pearce Landry had a desperation tip at the buzzer, but neither dropped. That set off a postgame celebration which ended with Childress being named the most valuable player and Wake Forest gaining a No. 1 seed in the NCAA Tournament.

Former Deacon and current television analyst Billy Packer called it one of the greatest individual performances he had ever seen in an ACC Tournament. Packer wasn't alone in those sentiments as scores of observers shook their heads in near disbelief of what Childress had achieved.

It started in the opening round when the top-seeded Deacons



Randolph Childress and Tim Duncan clip the nets in 1995.

fell behind Duke 31-13 in the first 12 minutes. After a Wake Forest timeout, Childress began to assert himself and exploded for 20 of his 27 first half points over the next eight minutes without missing a shot.

He made 10 consecutive field goal attempts to close out the half, which included five three pointers, and gave the Deacons an improbable one-point lead at the intermission.

He sent the Blue Devils running for cover in the second half as Wake Forest extended its lead and settled for an 87-70 victory. Childress finished with 40 points on 13-of-18 shooting, tying him with North Carolina's Charlie Scott for the fifth-highest single-game point total in tournament history.

Virginia proved equally tough in the semifinal as Wake Forest started slowly for the second straight day and trailed the Cavaliers 36-28 at halftime. Childress and Tim Duncan stepped up in the final 20 minutes, however, combining for 35 of Wake Forest's 49 points to secure a 77-68 victory.

Childress finished the game with 30 points, which included six more three pointers, while Duncan tallied 20 points, 14 rebounds and six blocked shots. Ricky Peral had his best game of the tournament, connecting on 5-of-9 field goal attempts for 13 points.

The championship game against North Carolina provided more of the same Childress heroics. He had 15 of Wake Forest's 33 first-half points, and despite trailing by five at the break, the Deacs showed no signs of slowing down.

When Childress netted a pair of free throws with 1:03 to play, it gave the Deacons a 73-69 lead, but Stackhouse made one-of-two free throws and then a stunning three-point jumper with 4.5 seconds left to send the game into overtime.

All that did, though, was give Childress an even bigger stage to perform his magic.



Coach Dave Odom and Randolph Childress celebrate Wake's 1995 ACC championship.

# 1996 ACC CHAMPIONS

MARCH 7-10, 1996 / GREENSBORO, NC

Wake Forest 70, Virginia 60

Wake Forest 68, Clemson 60

Wake Forest 75, Georgia Tech 74

Fans in the Greensboro Coliseum must have felt a touch of déjà vu as they sat in their seats during the final minute of the 1996 ACC Tournament championship game between second-seeded Wake Forest and top-seeded Georgia Tech.

After holding a seemingly insurmountable 11-point lead with two minutes and 23 seconds remaining, the Demon Deacons watched Georgia Tech mount a furious rally. Just like the year before when North Carolina came back from a four-point deficit in the final minute to force overtime, the Yellow Jackets were looking to do the same thing.

Wake Forest's lead was down to 75-74 with 18 seconds remaining when Stephon Marbury came down court with a chance to put Georgia Tech in the lead. With under five seconds to play he drove to the right baseline, but found Rusty LaRue on his hip and Tim Duncan running at him. His off-balance jumper hit the top corner of the backboard and caromed to Steven Goolsby, who cradled it with two seconds to play.

Even though Goolsby missed a pair of free throws, Drew Barry's desperation heave from midcourt failed to drop, allowing Wake Forest to celebrate its second straight conference championship and become the first school in 14 years to win consecutive titles.

For most of the afternoon it appeared as though the Deacons were going to coast to victory. They dashed out of the gate to a 14-3 lead and increased it to 19-5 after only six minutes of action. The Yellow Jackets made a run of their own and closed to within five points at 29-24 with just over five minutes to play, but Wake Forest exploded for 10 straight points to close out the half with a 39-24 advantage.

The Demon Deacon lead grew to 18, but the tide turned when Tony Rutland, who had 15 points on the day, injured his knee while driving to the basket with 14 minutes to play. As a result, the reliable LaRue stepped in and filled the point-guard slot for the first time in his career and kept the offense in sync.

Even though Georgia Tech whittled away at Wake Forest's lead, LaRue and Tim Duncan combined for 15 points over a seven-minute stretch to keep the advantage in double digits at 71-60. The Yellow Jacket pressure finally forced a couple of turnovers, which combined with missed Deacon free throws, allowed Tech to creep even closer and create an exciting finish.

And whereas the 1995 Tournament belonged to Randolph Childress, this one was all Tim Duncan's. The junior All-American set a tournament record for most rebounds with 56, which included a championship game record 22 against Georgia Tech. Duncan was a unanimous selection for the Everett Case Award as the ACC Tournament MVP and was later recognized as the 1996 ACC Player of the Year.

Besides being a force on the boards, he led the Deacons with 27 points, six assists, and four blocked shots in the title game. After Rutland's 15 points, LaRue followed with 14 and Ricky Peral with 10.

Wake Forest's ACC Tournament run started against Virginia. The Deacons broke open a 37-36 game by going on a 22-7 run over a nine-minute stretch en route to a 70-60 victory and avenged a regular-season loss from one week earlier. Duncan led the way with 19 points and 15 rebounds, while Rutland and Peral chipped in 13 points apiece.

Most figured Wake Forest would face North Carolina in the semifinals, but Clemson upset the Tar Heels in the opening round and looked to make it two straight by upending the Demon Deacons. That bid fell short, however, as Duncan had another




Duncan and Rutland celebrate in 1996.

the game with 20 points while Goolsby provided a spark off the bench with 11.

Wake Forest's hot shooting continued in the title game as it blistered the nets at a championship game record 63 percent clip, making 29-of-46 field goal attempts. The Demon Deacons were even better from behind the arc as they connected on 9-of-14 three-point tries (64.3%).

The championship was the fourth in Wake Forest history, and it represented the second time the Deacons had won back-to-back titles.



Tony Rutland scored 15 points in the championship game.

outstanding night with 22 points, 19 rebounds, and four assists in a 68-60 win.

Wake Forest was in control most of the night, leading by 11 at halftime thanks to 13 points from Rutland. The Tigers got as close as four with one minute and 51 seconds to play, but Rutland knocked down a three-pointer to ice the win.

Rutland finished

## TOURNAMENT BOX SCORES

WAKE (70)	FG	3P	FT	RB	PT
Allen	2-5	0-0	0-0	3	4
Peral	4-10	0-4	5-7	7	13
Duncan	7-15	0-1	5-9	15	19
LaRue	2-4	0-1	3-3	3	7
Rutland	5-11	0-4	3-4	7	13
Braswell	2-8	1-4	0-2	4	5
Goolsby	3-5	3-4	0-0	0	9
Stringfellow	0-0	0-0	0-0	0	0
Totals	25-58	4-18	16-24	40	70

UVA (60)	FG	3P	FT	RB	PT
Nolan	3-9	0-0	1-2	7	7
Alexander	1-2	0-0	0-0	4	2
Staples	6-13	6-11	0-0	1	18
Deane	5-13	3-9	2-2	4	15
Alexander	6-12	1-1	1-1	4	14
Robinson	1-5	0-0	0-0	3	2
Metheny	0-0	0-0	2-2	2	2
Totals	22-54	10-21	6-7	30	60

WAKE (68)	FG	3P	FT	RB	PT
Allen	1-4	0-0	0-0	4	2
Peral	0-5	0-3	0-0	4	0
Duncan	7-13	0-0	8-12	19	22
LaRue	2-5	1-4	0-0	6	5
Rutland	6-11	4-8	4-4	1	20
Goolsby	4-7	1-3	2-2	1	11
Braswell	2-5	2-4	2-2	1	8
Totals	22-50	8-22	16-20	39	68

CLEM (60)	FG	3P	FT	RB	PT
Jurkunas	1-6	1-5	0-2	2	3
Christie	1-5	0-3	5-6	2	7
Wideman	1-1	0-0	2-3	1	4
McIntyre	7-12	1-6	0-0	1	15
Buckner	7-17	0-0	2-5	8	16
Jamison	2-7	0-0	3-4	8	7
Harder	0-2	0-1	0-0	1	0
Johnson	2-2	2-2	2-2	1	8
Totals	21-52	4-17	14-22	27	60

WAKE (75)	FG	3P	FT	RB	PT
Allen	1-2	0-0	1-4	2	3
Peral	4-4	2-2	0-0	4	10
Duncan	12-16	0-0	3-6	22	27
LaRue	6-9	2-3	0-0	3	14
Rutland	5-10	5-7	0-0	1	15
Braswell	1-3	0-1	4-4	0	6
Goolsby	0-2	0-1	0-3	2	0
Totals	29-46	9-14	8-17	37	75

GT (74)	FG	3P	FT	RB	PT
Harpring	8-14	3-5	0-0	4	19
Maddox	6-10	3-5	0-0	0	15
Eisma	1-3	0-0	0-0	4	2
Marbury	8-19	5-9	5-5	2	26
Barry	1-11	1-7	3-6	2	6
Saunders	3-6	0-1	0-0	5	6
Hodge	0-0	0-0	0-0	0	0
Totals	27-63	12-27	8-11	24	74



# THE NATIONAL POLLS

## WAKE FOREST IN THE NATIONAL RANKINGS

<b>Total Weeks Ranked in the AP Poll</b>	271
<b>Weeks Ranked in the AP Top 10</b>	105
<b>Weeks Ranked in the AP Top 5</b>	44
<b>Most Consecutive Weeks in Top 25</b>	60
<i>(from Dec. 23, 2002 - Jan. 2, 2006)</i>	
<b>Most Consecutive Weeks in Top 10</b>	19
<i>(from March 11, 1996 to March 10, 1997)</i>	
<b>Highest All-Time AP Ranking</b>	1
<i>(3 times -- Nov. 22 &amp; 29, 2004; Jan. 19, 2009)</i>	

## WAKE FOREST VS. NATIONALLY-RANKED OPPONENTS

<b>In 2011-12</b>	0-5
Home	0-3
Away	0-2
Neutral	0-0
vs. Top 10	0-3
vs. Top 5	0-3
<b>All-Time</b>	137-324
Home	76-106
Away	35-152
Neutral	26-66
<b>vs. Top 10 (all-time)</b>	64-212
Home	36-70
Away	14-96
Neutral	14-46
<b>vs. Top 5 (all-time)</b>	34-138
Home	22-48
Away	6-62
Neutral	6-28

## WAKE FOREST'S HIGHEST NATIONAL RANKING

*(AP Poll)*

#1 Jan. 19, 2009	#2 Jan. 6, 1997
#1 Nov. 29, 2004	#2 Dec. 30, 1996
#1 Nov. 22, 2004	#2 Dec. 23, 1996
#2 Jan. 12, 2009	#2 Dec. 2, 1996
#2 Nov. 8, 2004	#3 March 7, 2005
#2 Feb. 10, 1997	#3 Jan. 17, 2005
#2 Feb. 3, 1997	#3 Nov. 25, 1996
#2 Dec. 16, 1996	#3 Nov. 19, 1996
#2 Dec. 9, 1996	#3 March 13, 1995
#2 Jan. 27, 1997	#3 Jan. 20, 1981
#2 Jan. 13, 1997	#3 Preseason, '61-62

## WAKE FOREST'S HIGHEST FINAL NATIONAL RANKING

*(AP Poll)*

#3 1994-95	#16 1992-93
#5 2004-05	#17 2003-04
#8 2002-03	#18 1981-82
#9 1996-97	#18 1956-57
#9 1995-96	#18 1955-56
#9 1976-77	#19 1983-84
#11 1980-81	#19 1959-60
#12 2008-09	

## WAKE FOREST IN THE ASSOCIATED PRESS POLL WEEK-BY-WEEK

Year	J20	J25	F1	F8	F15	F22	M1	M8										
1948-49	-	-	-	-	-	-	-	-										
1949-50	J5	J10	J17	J24	J31	F7	F14	F21	F28	M7								
1950-51	D19	D26	J3	J9	J16	J23	J30	F6	F13	F20	F27	M7						
1951-52	D11	D18	D26	J2	J8	J15	J22	J29	F5	F12	F19	F26	M4					
1952-53	D16	D23	D30	J6	J13	J20	J27	F3	F10	F17	F24	M3	M10					
1953-54	D8	D15	D22	D29	J5	J12	J19	J26	F2	F9	F16	F23	M2	M9	M23			
1954-55	D7	D14	D21	D28	J4	J11	J18	J25	F1	F8	F15	F22	M1	M8				
1955-56	D6	D13	D20	D27	J3	J10	J17	J24	J31	F7	F14	F21	F28	M6				
1956-57	D11	D18	D26	J2	J8	J15	J22	J29	F5	F12	F19	F26	M5	M12				
1957-58	D10	D17	D24	D31	J7	J14	J21	J28	F4	F11	F18	F25	M4	M11				
1958-59	D9	D16	D23	D30	J6	J13	J20	J27	F3	F10	F17	F24	M2	M9				
1959-60	D22	D29	J5	J12	J19	J26	F2	F9	F16	F23	M1	M8						
1960-61	D13	D20	D27	J3	J10	J17	J24	J31	F7	F14	F21	F28	M7					
1961-62	PS	D19	D26	J2	J9	J16	J23	J30	F6	F13	F20	F27	M6	M13				
1962-63	PS	D4	D11	D18	D25	J1	J8	J15	J22	J29	F5	F12	F19	F26	M5	M12		
1963-64	PS	D10	D17	D24	D31	J7	J14	J21	J28	F4	F11	F18	F25	M3	M10			
1964-65	PS	D8	D15	D22	D29	J5	J12	J19	J26	F2	F9	F16	F23	M2	M9			
1965-66	PS	D7	D14	D21	D28	J4	J11	J18	J25	F1	F8	F15	F22	M1	M8			
1966-67	PS	D6	D13	D20	D27	J3	J10	J17	J24	J31	F7	F14	F21	F28	M7			
1967-68	PS	D5	D12	D19	D26	J2	J9	J16	J23	J30	F6	F13	F20	F27	M5	M12		
1968-69	PS	D3	D10	D17	D24	D31	J7	J14	J21	J28	F4	F11	F18	F25	M4			
1969-70	PS	D9	D16	D23	D30	J6	J13	J20	J27	F3	F10	F17	F24	M3	M10			
1970-71	PS	D8	D15	D22	D29	J5	J12	J19	J26	F2	F9	F16	F23	M2	M9	M16		
1971-72	PS	D7	D14	D21	D28	J4	J11	J18	J25	F1	F8	F15	F22	F29	M7	M14		
1972-73	PS	D5	D12	D19	D26	J2	J9	J16	J23	J30	F6	F13	F20	F27	M6	M13		
1973-74	PS	D4	D11	D18	D25	J2	J8	J15	J22	J29	F5	F12	F19	F26	M5	M12	M19	M27
1974-75	PS	D3	D10	D17	D24	D31	J7	J14	J21	J28	F4	F11	F18	F25	M4	M11	M18	M25
1975-76	PS	D2	D9	D16	D23	D30	J6	J13	J20	J27	F3	F10	F17	F24	M2	M9	M16	
1976-77	PS	N30	D7	D14	D21	D28	J4	J11	J18	J25	F1	F8	F15	F22	M1	M8	M15	
1977-78	PS	N29	D6	D13	D20	D27	J3	J10	J17	J24	J31	F7	F14	F21	F28	M6	M13	
1978-79	PS	N28	D5	D12	D19	D26	J3	J9	J16	J23	J30	F6	F13	F20	F27	M6	M13	
1979-80	PS	D4	D11	D18	D26	J2	J8	J15	J22	J29	F5	F12	F19	F26	M4			
1980-81	PS	D2	D9	D16	D23	D30	J6	J13	J20	J27	F3	F10	F17	F24	M3	M10		
1981-82	PS	D1	D8	D15	D22	D29	J5	J12	J19	J26	F2	F9	F16	F23	M2	M9		
1982-83	PS	N30	D7	D14	D21	D28	J4	J11	J18	J25	F1	F8	F15	F22	M1	M8	M15	
1983-84	PS	N29	D6	D13	D20	D27	J3	J10	J17	J24	J31	F7	F14	F21	F28	M6	M13	

# THE NATIONAL POLLS

1984-85	PS	N27	D4	D11	D18	D25	J1	J8	J15	J22	J29	F5	F12	F19	F26	M5	M12			
1985-86	PS	N26	D3	D10	D17	D24	D31	J7	J14	J21	J28	F4	F11	F18	F25	M4	M11			
1986-87	PS	D2	D9	D16	D23	D30	J6	J13	J20	J27	F3	F10	F17	F24	M3	M10				
1987-88	PS	D1	D8	D15	D22	D29	J5	J12	J19	J26	F2	F9	F16	F23	M1	M8	M15			
1988-89	PS	N22	N29	D6	D13	D20	D27	J3	J10	J17	J24	J31	F7	F14	F21	F28	M7	M14		
1989-90	PS	N27	D5	D12	D19	D26	J2	J9	J16	J23	J30	F6	F13	F20	F27	M6	M13			
1990-91	PS	N27	D4	D11	D18	D25	J1	J8	J15	J22	J29	F5	F12	F19	F26	M5	M12			
1991-92	PS	N25	D2	D9	D16	D23	D30	J6	J13	J20	J27	F3	F10	F17	F24	M2	M9	M16		
		22	22	23	22	21	22	20	19	-	-	-	-	-	-	-	-	-		
1992-93	PS	N23	N30	D7	D14	D21	D28	J4	J11	J18	J25	F1	F8	F15	F22	M1	M8	M15		
		-	-	-	-	-	-	-	-	-	-	13	9	10	12	14	12	16		
1993-94	PS	N22	N29	D6	D13	D20	D27	J3	J10	J17	J24	J31	F7	F14	F21	F28	M7	M14		
1994-95	PS	N21	N28	D5	D12	D19	D26	J3	J10	J17	J24	J31	F6	F13	F20	F27	M6	M13		
		22	24	21	25	21	19	18	18	14	15	16	14	11	14	10	9	7	3	
1995-96	PS	N20	N27	D4	D11	D18	D25	J2	J9	J16	J22	J29	F5	F12	F19	F26	M4	M11		
		11	11	10	10	11	12	14	12	8	6	9	12	9	8	10	13	12	9	
1996-97	PS	N19	N25	D2	D9	D16	D23	D30	J6	J13	J20	J27	F3	F10	F17	F24	M3	M10		
		4	3	3	2	2	2	2	2	2	2	4	2	2	2	4	5	8	9	
1997-98	PS	N16	N23	D1	D8	D15	D22	D29	J4	J11	J18	J25	F2	F9	F16	F23	M1	M6		
		-	-	-	22	25	23	-	-	-	-	-	-	-	-	-	-	-	-	
1998-99	PS	N15	N22	N29	D7	D14	D21	D28	J4	J11	J18	J25	F1	F8	F15	F22	M1	M8		
		-	-	-	-	-	-	-	-	-	-	-	-	-	-	-	-	-	-	
1999-00	PS	N15	N22	N29	D6	D13	D20	D27	J3	J10	J17	J24	J31	F7	F14	F21	F28	M6	M13	
		-	-	-	18	25	23	19	-	-	-	-	-	-	-	-	-	-	-	
2000-01	PS	N13	N20	N27	D4	D11	D18	D25	J1	J8	J15	J22	J29	F5	F12	F19	F26	M5	M12	
		20	18	17	12	11	6	6	4	4	6	10	9	16	19	23	24	23	22	23
2001-02	PS	N19	N26	D3	D10	D17	D24	D31	J7	J14	J21	J28	F4	F11	F18	F25	M4	M11		
		-	-	25	23	19	20	25	23	19	14	21	24	19	19	20	24	-	-	-
2002-03	PS	N25	D2	D9	D16	D23	D30	J6	J13	J20	J27	F3	F10	F17	F24	M3	M10	M17		
		-	-	-	-	25	23	17	19	17	17	14	15	10	12	9	9	8	-	
2003-04	PS	N17	N24	D1	D8	D15	D22	D29	J5	J12	J19	J26	F2	F9	F16	F23	M1	M8	M15	
		20	19	18	18	15	14	8	6	5	4	10	19	16	20	15	11	11	15	17
2004-05	PS	N22	N29	D6	D13	D20	D27	J3	J10	J17	J24	J31	F7	F14	F21	F28	M7	M14		
		2	1	1	6	6	5	5	4	4	3	5	7	6	5	6	4	3	5	-
2005-06	PS	N21	N28	D5	D12	D19	D26	J2	J9	J16	J23	J30	F6	F13	F20	F27	M6	M13		
		18	19	24	22	20	16	22	22	23	-	-	-	-	-	-	-	-	-	-
2006-07	PS	N20	N27	D4	D11	D18	D25	J1	J8	J15	J22	J29	F5	F12	F19	F26	M5	M12		
		-	-	-	-	-	-	-	-	-	-	-	-	-	-	-	-	-	-	-
2007-08	PS	N19	N26	D3	D10	D17	D24	D31	J7	J14	J21	J28	F4	F11	F18	F25	M3	M10		
		-	-	-	-	-	-	-	-	-	-	-	-	-	-	-	-	-	-	-
2008-09	PS	N17	N24	D1	D8	D15	D22	D29	J5	J12	J19	J26	F2	F9	F16	F23	M2	M9	M16	
		21	20	19	15	11	10	6	6	4	2	1	6	7	7	8	13	10	8	12
2009-10	PS	N16	N23	N30	D7	D14	D21	D28	J4	J11	J18	J25	F1	F8	F15	F22	M1	M8	M15	
		-	-	-	-	-	-	-	-	-	-	-	-	-	23	-	-	-	-	-
2010-11	PS	N15	N22	N29	D6	D13	D20	D27	J3	J10	J17	J24	J31	F7	F14	F21	F28	M7	M14	
		-	-	-	-	-	-	-	-	-	-	-	-	-	-	-	-	-	-	-
2011-12	PS	N14	N21	N28	D5	D12	D19	D26	J2	J9	J16	J23	J30	F6	F13	F20	F27	M5	M12	
		-	-	-	-	-	-	-	-	-	-	-	-	-	-	-	-	-	-	-

## WAKE FOREST VS. RANKED OPPONENTS YEAR-BY-YEAR

Season	GP	W-L	H	A	N
2011-12	5	0-5	0-3	0-2	0-0
2010-11	2	0-2	0-1	0-1	0-0
2009-10	7	3-4	1-0	2-3	0-1
2008-09	6	5-1	4-0	1-1	0-0
2007-08	4	1-3	1-0	0-3	0-0
2006-07	4	1-3	1-1	0-2	0-0
2005-06	10	2-8	1-3	0-4	1-1
2004-05	9	6-3	3-0	2-3	1-0
2003-04	10	4-6	2-3	2-2	0-1
2002-03	6	3-3	2-0	1-3	0-0
2001-02	13	3-10	2-3	0-4	1-3
2000-01	10	2-8	2-3	0-4	0-1
1999-00	6	1-5	1-2	0-2	0-1
1998-99	9	2-7	1-3	1-3	0-1
1997-98	8	2-6	1-3	1-2	0-1
1996-97	10	6-4	2-1	4-1	0-2
1995-96	8	4-4	2-0	1-3	1-1
1994-95	13	8-5	4-1	2-2	2-2
1993-94	8	4-4	3-0	1-2	0-2
1992-93	11	6-5	2-2	3-2	1-1
1991-92	9	3-6	3-1	0-4	0-1
1990-91	9	2-7	2-1	0-5	0-1
1989-90	6	1-5	1-3	0-2	0-0
1988-89	9	1-8	1-3	0-4	0-1
1987-88	8	2-6	2-1	0-3	0-2
1986-87	9	1-8	0-4	0-4	1-0
1985-86	7	0-7	0-3	0-3	0-1
1984-85	9	2-7	1-3	1-3	0-1
1983-84	9	4-5	3-1	0-2	1-2
1982-83	5	0-5	0-3	0-2	0-0
1981-82	8	2-6	0-3	2-1	0-2
1980-81	9	5-4	3-1	1-2	1-1
1979-80	11	2-9	2-2	0-5	0-2
1978-79	8	2-6	1-1	1-2	0-3
1977-78	9	5-4	4-0	0-3	1-1
1976-77	8	5-3	0-2	3-0	2-1
1975-76	9	4-5	2-1	0-4	2-0
1974-75	9	1-8	0-4	0-3	1-1
1973-74	8	0-8	0-3	0-3	0-2
1972-73	9	2-7	1-2	0-3	1-2
1971-72	8	0-8	0-3	0-3	0-2
1970-71	6	2-4	1-2	0-2	1-0
1969-70	9	2-7	1-3	1-3	0-1
1968-69	4	0-4	0-1	0-2	0-1
1967-68	6	0-6	0-2	0-3	0-1
1966-67	3	0-3	0-1	0-1	0-1
1965-66	6	1-5	1-1	0-3	0-1
1964-65	7	0-7	0-4	0-2	0-1
1963-64	4	1-3	1-0	0-2	0-1
1962-63	5	1-4	1-2	0-1	0-1
1961-62	5	1-4	1-1	0-1	0-2
1960-61	9	5-4	1-1	2-2	2-1
1959-60	6	2-4	1-1	1-1	0-2
1958-59	5	0-5	0-2	0-3	0-0
1957-58	9	0-9	0-4	0-3	0-2
1956-57	8	2-6	2-2	0-2	0-2
1955-56	10	3-7	1-2	1-2	1-3
1954-55	9	4-4	1-1	1-2	2-1
1953-54	10	4-6	2-1	0-4	2-1
1952-53	4	2-2	1-0	0-2	1-0
1951-52	2	0-2	0-1	0-1	0-0

## WAKE FOREST'S RECORD AS A RANKED TEAM (AP POLL)

Rk.	Weeks	W-L	H	A	N	Top 25	vs.	Rk.	Weeks	W-L	H	A	N	Top 25	vs.
1	3	4-2	2-1	0-1	2-0	1-1		14	13	14-11	10-2	4-6	0-3	5-6	
2	12	18-3	9-3	8-0	1-0	6-1		15	8	9-3	7-0	2-2	0-1	4-1	
3	7	11-7	5-2	4-3	2-2	1-3		16	8	9-8	4-2	2-3	3-3	1-4	
4	11	11-5	8-1	3-4	0-0	4-5		17	12	16-8	7-1	6-5	3-2	1-5	
5	11	12-7	6-1	6-6	0-0	1-5		18	16	18-9	11-2	3-2	4-5	2-4	
6	14	20-4	16-0	4-4	0-0	3-2		19	21	27-12	16-5	2-3	9-4	3-7	
7	10	12-5	5-2	4-3	3-0	7-1		20	11	10-8	4-2	2-4	4-2	2-6	
8	11	12-7	6-1	4-3	2-3	2-3		21	5	6-2	4-2	2-0	0-0	0-2	
9	13	17-8	8-0	3-4	6-4	2-7		22	10	6-3	5-2	1-0	0-1	0-3	
10	14	20-8	9-2	9-6	2-0	3-4		23	11	10-9	5-1	5-6	0-2	0-5	
11	15	9-9	5-2	3-5	1-2	1-4		24	5	7-2	3-1	4-1	0-0	0-1	
12	14	19-6	11-1	4-3	4-2	3-2		25	6	7-0	5-0	2-0	0-0	1-0	
13	11	16-6	10-1	5-5	1-0	2-2		Total	271	316-152	175-37	87-76	46-35	53-82	



# YEAR-BY-YEAR RESULTS

## 1906

Coach: J.R. Crozier  
3-3 overall

Opponent	W/L	Score
Duke	W	15-5
Duke	W	24-10
Guilford	L	19-26
Charlotte Y	W	32-19
Spartanburg Y	L	15-25
Wofford	L	15-18

## 1906-07

Coach: J.R. Crozier  
4-0 overall

Opponent	W/L	Score
Duke	W	8-6
Littleton High	W	53-6
Guilford	W	27-7
Duke	W	22-5

## 1907-08

Coach: J.R. Crozier  
8-3 overall

Opponent	W/L	Score
Littleton High	W	63-0
Trinity Park	W	57-8
Duke	W	20-11
Guilford	W	18-15
Duke	W	20-11
Guilford	W	29-10

\* 5 games unavailable

## 1908-09

Coach: J.R. Crozier  
6-1 overall

Opponent	W/L	Score
Central Academy	W	87-6
Duke	L	14-22
Duke	W	30-5
Warrenton High	W	110-3
Davidson	W	38-17
Richmond Y	W	38-27
Portsmouth Y	W	19-9

## 1909-10

Coach: J.R. Crozier  
1-0 overall

Opponent	W/L	Score
Duke	W	26-18

\* 9 games unavailable

## 1910-11

Coach: J.R. Crozier  
8-7 overall

Opponent	W/L	Score
Guilford	W	18-16
Virginia Christian	W	37-19
North Carolina	L	28-31
Davidson	W	35-25
Charlotte Y	W	31-17
NC State	W	33-6
North Carolina	W	38-16
NC State	L	18-19
vs. Virginia	L	12-22

\* 6 games unavailable

## 1911-12

Coach: J.R. Crozier  
9-6 overall

Opponent	W/L	Score
William & Mary	W	34-4
High Point	W	72-9
NC State	W	23-13
Randolph-Macon	W	26-13
Virginia Christian	W	35-13
Randolph Macon	L	27-29
Lynchburg Y	L	26-46
Virginia Tech	L	15-45
Emory & Henry	W	24-23
Virginia Christian	W	31-19
VMI	L	14-23
NC State	W	50-9
Virginia Tech	L	19-21
NC State	W	30-8
North Carolina	L	15-18

## 1912-13

Coach: J.R. Crozier  
9-7 overall

Opponent	W/L	Score
Elon	W	46-10
NC State	L	26-43
NC State	W	34-20
North Carolina	W	22-21
Elon	W	17-9
Duke	L	15-16
Virginia Tech	W	41-12
Virginia Tech	W	39-16
Emory & Henry	W	22-19
Georgia	L	28-70
North Carolina	L	15-19

\* 5 games unavailable

## 1913-14

Coach: J.R. Crozier  
10-7 overall

Opponent	W/L	Score
South Carolina	W	54-8
Elon	W	16-15
Charlotte Y	W	48-8
Roanoke	W	40-9
Guilford	L	13-30
North Carolina	L	24-28
NC State	W	24-14
Duke	W	31-23
North Carolina	W	39-30
Elon	L	21-26
at Virginia	L	16-80
VMI	L	25-26
Virginia Tech	L	24-29
North Carolina	W	32-29
Duke	L	14-28
NC State	W	28-20
Guilford	W	41-15

## 1914-15

Coach: J.R. Crozier  
12-4 overall

Opponent	W/L	Score
Durham Y	W	30-29
North Carolina	W	26-23
Atlantic Christian	W	76-6
Carson-Newman	W	66-7
North Carolina	L	20-32
Raleigh Y	W	26-13
North Carolina	W	30-25
Raleigh Y	W	33-14
Duke	L	27-28
Greensboro Y	L	30-34
Elon	L	12-35
Charlotte Y	W	38-26
Augusta Y	W	52-28
South Carolina	W	66-11
Elon	W	30-23
Duke	W	23-12

## 1915-16

Coach: J.R. Crozier  
16-2 overall

Opponent	W/L	Score
Durham Y	W	56-27
North Carolina	W	27-22
Duke	W	28-26
NC State	W	26-24
Elon	W	38-18
Maryville	W	48-21
Maryville	W	33-14
NC State	W	34-23
Guilford	W	89-9
Guilford	W	56-15
Church Hill A. C.	W	62-19
Roanoke College	L	18-36
Virginia Tech	L	28-30
VMI	W	40-16
Richmond Howitzers	W	71-22
Church Hill A. C.	W	78-18
Duke	W	40-28
Elon	W	32-14

## 1916-17

Coach: J.R. Crozier  
9-6 overall

Opponent	W/L	Score
Durham Y	W	32-19
Duke	L	20-37
Eastern College	W	33-6
Guilford	W	18-17
Stetson	W	25-15
Davidson	L	19-26
NC State	L	29-30
Virginia Tech	W	26-24
Elon	W	32-20
Elon	W	23-22
at Virginia	L	13-38
Lynchburg Y	L	21-27
Virginia Tech	L	12-31
NC State	W	30-24
Kittrell High	W	42-13

## 1917-18

Coach: E.T. MacDonnell  
4-12 overall

Opponent	W/L	Score
Durham Y	L	27-47
Atlantic Christian	W	47-13
Guilford	L	18-26
NC State	L	8-30
Emory & Henry	W	41-21
Elon	L	17-18
Durham Y	W	47-17
Eastern College	W	54-10
NC State	L	17-20
Virginia Tech	L	15-45
Emory & Henry	L	22-33
Roanoke	L	22-32
Randolph-Macon	L	16-19
Richmond Y	L	14-40
Elon	L	10-18
NC State	L	19-31

## 1918-19

Coach: Irving Carlyle  
6-10 overall

Opponent	W/L	Score
Durham Y	W	25-15
Duke	L	21-40
Durham Y	L	18-58
NC State	L	17-29
Guilford	W	66-12
North Carolina	L	17-30
Elon	W	25-6
NC State	W	29-20
Virginia Tech	L	18-38
Virginia Tech	W	14-13
Roanoke	L	13-39
Washington & Lee	L	27-49
Woodberry Forest	W	29-26
at Virginia	L	29-33ot
vs. Virginia	L	32-40
NC State	L	17-26

## 1919-20

Coach: Bill Holding  
9-4 overall

Opponent	W/L	Score
Durham Y	L	30-43
Durham Y	L	29-40
Elon	W	20-10
Raleigh Y	W	39-9
Davidson	W	24-12
Guilford	W	23-14
NC State	L	23-38
Elon	W	28-14
Panther A. C.	W	60-35
Park View A. C.	W	42-17
Saxon A. C.	W	37-24
Raleigh Y	W	57-10
NC State	L	18-30

Season interrupted by flu epidemic

## 1920-21

Coach: J.L. White, Jr.  
7-10 overall

Opponent	W/L	Score
Durham Y	L	17-34
Durham Y	L	23-40
Elon	W	16-15
Wilson Y	W	25-12
Duke	L	20-27
Lenoir-Rhyne	W	26-16
Guilford	W	41-14
Elon	L	15-18
Guilford	W	29-12
NC State	W	20-10
Richmond	W	32-22
Church Hill A. C.	L	24-27
at Virginia	L	13-35
Washington & Lee	L	14-26
Virginia Tech	L	19-29
Woodberry Forest	L	22-26
NC State	L	10-20

## 1921-22

Coach: Bill Holding  
11-6 overall

Opponent	W/L	Score
North Carolina	L	27-41
Elon	L	25-29
Lenoir-Rhyne	W	37-20
NC State	W	27-20
Duke	L	10-31
Wofford	W	40-16
Duke	W	24-22
Davidson	L	27-29
Guilford	W	34-23
North Carolina	L	28-32
NC State	W	25-22
Elon	W	25-23
Guilford	W	31-22
Davidson	L	27-36
Benson High	W	41-25
Smithfield A-S	W	45-14
Wake Forest A-S	W	27-13

## 1922-23

Coach: Phil Utley  
12-5 overall

Opponent	W/L	Score
William & Mary	W	38-33
Durham Y	W	18-17
North Carolina	L	26-38
Durham Y	L	28-39
Lenoir-Rhyne	W	43-10
Duke	W	30-18
Elon	W	38-19
NC State	W	27-22
North Carolina	L	23-25
Elon	W	22-20
Guilford	W	34-30
Guilford	W	32-22
Davidson	W	29-24
NC State	W	24-22
Davidson	L	17-25
Lenoir-Rhyne	W	33-9
Duke	L	26-36

## 1923-24

Coach: Hank Garrity  
18-7 overall

Opponent	W/L	Score
Ft. Bragg	W	33-29
Durham Elks	L	23-26
Durham Elks	W	51-38
Ft. Bragg	W	53-13
Richmond	L	23-31
William & Mary	W	30-28
VMI	W	18-14
Virginia Tech	W	37-10
Duke	L	22-26
North Carolina	L	16-32
Richmond Medical	W	39-17
Roanoke Elks	W	27-24
Hampden-Sydney	W	24-18
William & Mary	W	30-27
NC State	W	29-15
Charlotte Y	W	44-30
Duke	L	24-26
Guilford	L	20-23

Elon	W	52-31
NC State	W	25-17
Davidson	W	32-22
Guilford	W	45-35
Elon	W	44-11
Davidson	W	35-16
North Carolina	L	12-33

## 1924-25

Coach: Hank Garrity  
15-7 overall

Opponent	W/L	Score
Durham Y	W	35-23
Richmond Blues	W	33-27
Washington & Lee	W	25-23
VMI	L	14-17
Virginia Tech	W	47-32
Lynchburg	W	34-19
Georgetown	L	26-33

# YEAR-BY-YEAR RESULTS

## 1931-32

Coach: Fred Emmerson  
4-8 overall

Opponent	W/L	Score
Duke	L	16-23
Virginia Tech	L	26-27
NC State	L	14-19
North Carolina	L	17-32
North Carolina	L	24-34
Guilford	W	34-24
Duke	L	25-32
NC State	W	27-24
Davidson	W	32-19
George Washington	L	34-48
Delaware	L	25-30
Quantico Marines	W	28-25

## 1932-33

Coach: Fred Emmerson  
5-8 overall

Opponent	W/L	Score
Catawba	W	41-15
Duke	L	24-33
Erskine	W	53-30
North Carolina	L	33-36
Duke	L	16-34
North Carolina	L	26-38
NC State	W	23-19
Catholic	L	27-38
George Washington	L	28-38
Davidson	W	45-42
NC State	L	22-25
Elon	W	42-20
Catawba	L	29-30



**MURRAY GREASON**  
Head Coach:  
1934-57  
288-244 (.541)  
23 seasons

## 1933-34

5-9 overall

Opponent	W/L	Score
Catawba	W	58-26
George Washington	L	25-33
Duke	L	29-38
NC State	L	19-27
Charlotte Y	W	30-21
South Carolina	L	23-40
North Carolina	L	21-41
Davidson	W	34-25
Guilford	W	37-24
NC State	L	19-33
North Carolina	L	24-41
Davidson	W	36-23
Duke	L	21-37
George Washington	L	31-42

## 1934-35

6-10 overall

Opponent	W/L	Score
Rocky Mount Y	W	32-24
Raleigh Y	L	26-35
Duke	L	30-47
North Carolina	L	11-31
NC State	L	24-52
North Carolina	L	21-32
NC State	L	20-39
George Washington	W	46-25
Randolph-Macon	W	29-22

Roanoke	W	30-20
Davidson	W	29-28
Davidson	L	24-31
Duke	L	21-37
High Point	L	13-19
Charlotte Y	L	31-32
Rocky Mount Y	W	46-23

## 1935-36

9-12 overall

Opponent	W/L	Score
Durham Y	W	40-18
Chatham Mills	W	33-14
Erwin Red Birds	W	31-16
Randolph-Macon	L	21-24
Wofford	W	25-19
North Carolina	L	19-26
Duke	L	19-37
NC State	L	22-36
George Washington	L	18-49
Florida	W	34-32
Florida	L	24-32
Davidson	W	37-34
Davidson	W	26-23
North Carolina	L	23-32
Duke	L	27-42
NC State	L	24-26
Wofford	W	25-21
Randolph-Macon	W	28-20
George Washington	L	19-38
Baltimore	L	35-36
William & Mary	L	30-41

## 1936-37

15-6 overall

Opponent	W/L	Score
Durham Y	W	52-25
Carolina All Stars	W	37-24
William & Mary	W	44-28
Duke	L	28-30
North Carolina	W	24-23
Roanoke	W	27-26
Clemson	W	53-36
NC State	L	31-49
George Washington	L	33-55
Roanoke	W	37-28
William & Mary	W	63-25
North Carolina	L	30-31
Duke	W	34-30
Elon	W	42-40
Davidson	L	32-43
NC State	W	41-33
Clemson	W	29-27
Citadel	W	42-18
Davidson	W	42-31
Richmond	W	33-24
North Carolina	L	35-37

## 1937-38

7-12 overall

Opponent	W/L	Score
Roanoke	L	32-38
Groves Mills	L	30-40
Unique Furniture	L	29-44
McCrory Eagles	L	44-49
Duke	L	33-38
Richmond	W	39-33
North Carolina	L	26-31
North Carolina	W	44-34
NC State	L	44-45
Richmond	L	31-39
Clemson	L	33-42
Citadel	W	45-43
South Carolina	W	59-31
NC State	L	41-45
Davidson	W	45-37
Clemson	L	40-46
South Carolina	W	42-35
Duke	L	40-41
Davidson	W	47-45

## 1938-39

18-6 overall  
Southern Conference Regular Season Champions

NCAA Final Eight

Opponent	W/L	Score
Randolph-Macon	W	57-30
West Chester	W	44-34
St. Joseph's	L	49-54
William & Mary	W	58-35
High Point	W	48-46
Furman	W	72-41
Clemson	W	39-38
South Carolina	W	54-47
Duke	L	41-52
Clemson	W	44-38
NC State	W	46-26
North Carolina	W	57-37
North Carolina	L	54-56
South Carolina	W	60-24
NC State	W	48-42
Furman	W	53-37
Washington & Lee	W	59-44
VMI	W	41-20
Davidson	W	61-43
Duke	L	34-59
William & Mary	W	46-42
Davidson	W	38-32
Clemson	L	28-30
Ohio State #	L	52-64
# NCAA - Philadelphia		

## 1939-40

13-9 overall

Opponent	W/L	Score
McCrory Eagles	W	39-35
Washington & Lee	W	38-29
South Carolina	W	57-38
Clemson	L	28-30
Furman	W	56-36
North Carolina	L	51-54
Davidson	W	48-26
VMI	W	46-34
Duke	L	44-50
North Carolina	W	42-36
Hanes Hosiery	L	45-47
Miami (FL)	W	46-17
NC State	L	32-38
Baltimore	L	46-48
Davidson	W	57-37
NC State	W	61-23
Duke	L	35-44
Clemson	W	53-39
South Carolina	W	48-35
Furman	L	43-46
Richmond	W	40-36
North Carolina	L	35-43

## 1940-41

9-9 overall

Opponent	W/L	Score
Buffalo Teachers	W	42-39
Duke	W	38-35
North Carolina	L	45-61
Clemson	W	42-35
Citadel	W	63-48
NC State	W	50-40
North Carolina	L	40-43
Loyola (Baltimore)	W	53-41
Villanova	L	33-50
Ohrback A.C.	L	39-50
Duke	L	41-42
NC State	L	37-40
Furman	W	59-51
Western Carolina	W	36-35
Clemson	L	53-54
South Carolina	W	58-43
VMI	L	42-43
William & Mary	L	34-52

## 1941-42

16-8 overall

Opponent	W/L	Score
McCrory Eagles	L	41-50
Loyola (Baltimore)	L	26-40
George Washington	L	27-52
McCrory Eagles	W	44-30
Hanes Hosiery	W	54-52

George Washington	W	39-36
North Carolina	W	36-20
Clemson	W	58-40
Duke	L	39-60
North Carolina	L	30-51
Washington & Lee	W	51-38
VMI	W	44-43
VMI	W	64-34
NC State	W	44-43
Citadel	W	64-40
South Carolina	W	40-38
Citadel	W	60-51
Duke	L	51-58
NC State	L	38-44
Clemson	W	52-37
Furman	W	43-29
South Carolina	W	54-44
North Carolina	W	32-26
Duke	L	45-54

## 1942-43

1-10 overall

Opponent	W/L	Score
North Carolina	L	37-49
South Carolina	L	24-43
Clemson	W	71-56
Duke	L	41-63
North Carolina	L	31-32
Citadel	L	36-38
Citadel	L	39-52
NC State	L	37-42
Duke	L	40-59
South Carolina	L	35-39
NC State	L	36-52

(All games played on the road)

## 1943-44

No Team Due To War

## 1944-45

3-14 overall

Opponent	W/L	Score
North Carolina	L	29-65
Ft. Bragg P.C.	L	33-59
Duke	L	35-60
Portsmouth C.G.	L	35-53
North Carolina	L	40-65
Catawba	L	33-39
Smithfield A-S	L	36-71
Duke	L	39-75
NC State	L	37-57
N.C. Pre-Flight	L	27-78
Morris Field	L	42-55
N.C. Pre-Flight	L	39-80
NC State	L	38-46
Morris Field	L	30-51
Catawba	W	41-38
High Point	W	45-34
Atlantic Christian	W	47-25

## 1945-46

12-6 overall

Opponent	W/L	Score
Richmond	W	39-32
William & Mary	W	36-34
Duke	L	38-43
George Washington	W	52-48
George Washington	W	46-38
Duke	L	29-32
North Carolina	L	47-70
North Carolina	L	32-61
William & Mary	W	59-51
NC State	L	30-34
NC State	W	47-27
South Carolina	W	54-44
Furman	W	36-32
Catawba	W	59-27
High Point	W	40-26
William & Mary	W	42-41
North Carolina	W	31-29
Duke	L	30-49

## 1946-47

11-13 overall

Opponent	W/L	Score
McCrory Eagles	L	61-66
McCrory Eagles	L	49-51
Windsor Firemen	W	66-25
Hanes Hosiery	L	43-62
Asheville Bombers	L	46-47
Asheville Bombers	W	45-42
Asheville Bombers	W	49-46
William & Mary	W	40-33
South Carolina	L	41-55
Clemson	W	58-43
Furman	L	28-36
Duke	L	32-65
Clemson	W	67-51
NC State	L	48-65
Furman	W	53-52
North Carolina	L	49-70
Citadel	W	56-46
VMI	W	54-44
Washington & Lee	L	56-65
NC State	W	44-39
North Carolina	L	46-54
South Carolina	W	52-42
Duke	L	37-57
Richmond	L	54-63

## 1947-48

18-11 overall

Opponent	W/L	Score
McCrory Eagles	W	71-51
Randolph-Macon	W	72-53
George Washington	L	53-59
Quantico Marines	L	56-74
Atlantic Christian	W	71-44
82nd Airborne	W	70-61
Atlantic Christian	W	61-30
Hanes Hosiery	W	73-63
William & Mary	W	61-52
Tennessee	L	47-60
Asheville All-Stars	W	52-33
Chatham Mills	W	52-44
McCrory Eagles	L	45-47
South Carolina	L	60-65
North Carolina	L	35-56
Clemson	W	68-48
Furman	W	72-55
NC State	L	43-72
Richmond	W	48-47
82nd Airborne	W	71-39
Duke	L	45-47
Charlotte Clippers	W	61-52
North Carolina	W	53-47
Clemson	W	66-59
South Carolina	W	52-46
Citadel	W	62-48
Duke	L	48-49
NC State	L	54-65
William & Mary	L	56-61

## 1948-49

11-13 overall

Opponent	W/L	Score
McCrory Eagles	W	64-63
Camp Lejeune	W	80-66
Clemson	W	58-50
Duquesne	L	35-61
West Virginia	L	49-62
William & Mary	L	47-52
Chatham Mills	W	63-59
Hanes Hosiery	L	48-55
Tennessee	L	51-55
Enka Mills	W	66-44
George Washington	W	50-38
Richmond	W	63-51
North Carolina	L	50-55
South Carolina	L	45-66
Clemson	L	57-59
Citadel	W	57-36
Duke	W	52-50
NC State	W	52-49
Temple	L	47-57
NC State	L	39-82
North Carolina	L	54-69
Duke	L	51-61
Furman	W	67-55
NC State	L	42-64

## 1949-50

14-16 overall

Opponent	W/L	Score
Washington & Lee	L	54-61
Hanes Hosiery	L	54-55
McCrory Eagles	L	55-64



# YEAR-BY-YEAR RESULTS

## KEY

- Wf Wake Forest's Associated Press ranking at tip-off
- Op Opponent's Associated Press ranking at tip-off
- \* ACC Tournament
- # NCAA Tournament
- % Postseason NIT
- + Preseason NIT
- 4 Big Four Tournament
- dc Dixie Classic
- sc Southern Conference Tournament

## 1951-52

10-19 overall

Date	Wf	Op	Opponent	Site	W/L	Score
Nov. 30			Hanes Hosierey	H	L	55-64
Dec. 3			Enka Mills	H	W	67-57
Dec. 4			Tennessee	A	L	53-77
Dec. 6	10		NC State	H	L	62-65
Dec. 8			McCrory Eagles	A	W	86-70
Dec. 12			McCrory Eagles	H	W	78-65
Dec. 13			Camp Lejeune	A	L	54-65
Dec. 14			VMI	H	W	75-56
Dec. 17			South Carolina	Asheville, NC	L	64-84
Dec. 27			(dc) Cornell	Raleigh, NC	L	51-58
Dec. 28			(dc) Duke	Raleigh, NC	L	74-79
Dec. 29			(dc) Navy (DC)	Raleigh, NC	L	44-79
Jan. 4			George Washington	A	L	63-90
Jan. 5			Georgetown	A	L	61-80
Jan. 7			William & Mary	A	L	75-97
Jan. 10			North Carolina	H	W	55-53
Jan. 12			Marshall	A	L	68-76
Jan. 14		11	West Virginia	A	L	57-89
Jan. 26			Duke	A	L	69-90
Jan. 29			North Carolina	A	W	55-46
Feb. 2			St. Joseph's	A	L	71-78
Feb. 6			Davidson	A	W	64-63
Feb. 9			Clemson	H	L	63-68
Feb. 18			South Carolina	A	W	67-58
Feb. 19			Clemson	A	L ot	84-85
Feb. 21			Duke	H	L	62-87
Feb. 23			Davidson	H	W	82-68
Feb. 25			South Carolina	H	W	73-58
Feb. 26			NC State	A	L	51-65

## 1952-53

22-7 overall  
Final Ranking: 15th (AP)  
Southern Conference Champions  
NCAA Second Round

Date	Wf	Op	Opponent	Site	W/L	Score
Dec. 3			Camp Lejeune	A	W	79-68
Dec. 6			Duke	A	W	91-86
Dec. 9	6		NC State	H	W	51-50
Dec. 13			McCrory Eagles	H	L	70-72
Dec. 16			McCrory Eagles	H	W	74-65
Dec. 17			Enka Mills	H	W	88-62
Dec. 18			Lenoir-Rhyne	A	W	59-45
Dec. 29			(dc) Penn	Raleigh, NC	W	65-61
Dec. 30			(dc) BYU	Raleigh, NC	L	58-84
Dec. 31			(dc) Holy Cross	Raleigh, NC	W	91-69
Jan. 3		3	La Salle	A	L	59-76
Jan. 9			William & Mary	Norfolk, VA	W	78-76
Jan. 10			Citadel	A	W	96-67
Jan. 12			South Carolina	A	W	68-50
Jan. 13			Clemson	A	W	93-66
Jan. 17			Davidson	Reynolds HS	W	91-58
Jan. 20			North Carolina	A	L	68-72
Jan. 31	12		NC State	A	L	80-99
Feb. 3			Davidson	A	W	69-57
Feb. 7			George Washington	H	W ot	93-90
Feb. 12			Duke	H	L	99-101
Feb. 14			Clemson	H	W	87-56
Feb. 17			North Carolina	H	W	89-63
Feb. 23			South Carolina	H	W	88-62
Mar. 5			(sc) Richmond	Raleigh, NC	W	85-70
Mar. 6			(sc) Maryland	Raleigh, NC	W	61-59
Mar. 7		13	(sc) NC State	Raleigh, NC	W	71-70
Mar. 13			# Holy Cross	Raleigh, NC	L	71-79
Mar. 14			# Lebanon Valley	Raleigh, NC	W	91-71

## 1953-54

17-12 overall, 8-4 ACC

Date	Wf	Op	Opponent	Site	W/L	Score
Dec. 1			Virginia Tech	Reynolds HS	W	82-55
Dec. 4			Davidson	H	W	88-46
Dec. 5			Maryland	H	W	71-54
Dec. 8	7		NC State	H	W	81-69
Dec. 11	3	^	Duquesne	Pittsburgh, PA	L	61-76
Dec. 12			^ Bradley	Pittsburgh, PA	L	74-78
Dec. 14	2		Kentucky	A	L	69-101
Dec. 19			Washington & Lee	Reynolds HS	W	87-46
Dec. 22			Rio Grande	Raleigh, NC	L	65-67
Dec. 28			(dc) Tulane	Raleigh, NC	W	72-65
Dec. 29			(dc) Duke	Raleigh, NC	L	66-83
Dec. 30	9		(dc) NC State	Raleigh, NC	W	86-79
Jan. 2			St. Joseph's	A	W	71-53
Jan. 5			Seton Hall	New York (msg)	L	78-89
Jan. 9			North Carolina	H	L	65-66
Jan. 12	9		Duke	H	W	96-89
Jan. 16			NC State	A	L	76-91
Feb. 5			South Carolina	A	W	77-62
Feb. 6			Clemson	A	W	101-69
Feb. 9			Clemson	H	W	98-57
Feb. 11			North Carolina	A	W	76-62
Feb. 15	11		Maryland	A	L	53-74
Feb. 19	8		George Washington	A	L	74-86
Feb. 20			William & Mary	A	W ot	57-56
Feb. 22			South Carolina	H	W	103-70
Feb. 26	10		Duke	A	L	81-90
Mar. 2	17	*	South Carolina	Raleigh, NC	W ot	58-57
Mar. 3	17	*	Maryland	Raleigh, NC	W ot	64-56
Mar. 4	18	*	NC State	Raleigh, NC	L ot	80-82

^ Steel Bowl

## 1954-55

17-10 overall, 8-6 ACC

Date	Wf	Op	Opponent	Site	W/L	Score
Dec. 1			George Washington	Clinton	W	107-86
Dec. 2			Belmont College	Clinton	W	99-68
Dec. 7	17	10	NC State	H	L	81-100
Dec. 10	17		Maryland	A	W ot	62-58
Dec. 11	17		Virginia	A	W	100-90
Dec. 14	17	11	George Washington	A	L	82-94
Dec. 17	17		^ West Virginia	Birmingham	L	82-86
Dec. 18	17		^ Texas	Birmingham	W	95-71
Dec. 27			(dc) Minnesota	Raleigh, NC	L	73-81
Dec. 28			(dc) West Virginia	Raleigh, NC	W	96-94
Dec. 29	14		(dc) Southern Cal	Raleigh, NC	W	93-85
Jan. 8			North Carolina	A	L	78-95
Jan. 11	20		Seton Hall	New York (msg)	W	71-63
Jan. 15	2		NC State	A	L ot	73-75
Jan. 29	17		Richmond	A	W	75-72
Jan. 31			Davidson	Lexington, NC	W	101-51
Feb. 2			Virginia	H	W	96-90
Feb. 4			Clemson	H	W	120-65
Feb. 9			Duke	H	L	73-75
Feb. 11			South Carolina	H	W	90-81
Feb. 16			North Carolina	H	L	79-83
Feb. 19			Duke	A	L	65-84
Feb. 21	11		Maryland	H	W	75-71
Feb. 25			South Carolina	A	W	84-75
Feb. 26			Clemson	A	W	100-79
Mar. 3			* North Carolina	Raleigh, NC	W	95-82
Mar. 4	5	*	NC State	Raleigh, NC	L	70-85

^ Birmingham Classic

## 1955-56

19-9 overall, 10-4 ACC  
Final Ranking: 16th (AP)

Date	Wf	Op	Opponent	Site	W/L	Score
Dec. 2			George Washington	A	L	86-101
Dec. 6	3		NC State	H (W-S Colis.)	L	81-90
Dec. 10			Maryland	A	L	51-61
Dec. 12			Virginia	A	W	82-69
Dec. 19			^ Mississippi State	Charlotte, NC	W	95-68
Dec. 20			^ Colgate	Charlotte, NC	W	87-80
Dec. 21			^ Clemson	Charlotte, NC	W	98-79
Dec. 22			Brigham Young	H (W-S Colis.)	W	86-80
Dec. 29			(dc) Minnesota	Raleigh, NC	W ot	87-83
Dec. 30	3		(dc) NC State	Raleigh, NC	L	58-70
Dec. 31	8		(dc) Duke	Raleigh, NC	L	52-64
Jan. 4	11		Duke	H	W	84-71
Jan. 7	5		North Carolina	H	W	76-71
Jan. 10	18	14	George Washington	H	L	74-78
Jan. 27			South Carolina	A	W	89-75
Jan. 28			Clemson	A	W	104-103
Feb. 2			Virginia	H	W	84-67
Feb. 3			Clemson	H	W	108-87

Feb. 6			Richmond	Portsmouth, VA	W	81-73
Feb. 10			South Carolina	H	W	96-77
Feb. 11	8		Duke	A	W	80-77
Feb. 13			Richmond	A	W	73-68
Feb. 15	10		North Carolina	A	L	73-77
Feb. 20			Maryland	H	W	76-60
Feb. 25	6		NC State	A	L	ot 78-80
Mar. 1	20		* South Carolina	Raleigh, NC	W	79-64
Mar. 2	20	8	* North Carolina	Raleigh, NC	W	77-56
Mar. 3	20	5	* NC State	Raleigh, NC	L	64-76

^ Carrousel Tournament - Charlotte

## 1956-57

19-9 overall, 7-7 ACC  
Final Ranking: 18th (AP)

Date	Wf	Op	Opponent	Site	W/L	Score
Dec. 1			George Washington	H	W	79-66
Dec. 4	8		NC State	H	L	63-73
Dec. 10			Maryland	A	L	53-59
Dec. 11			Virginia	A	W	ot 60-55
Dec. 17			^ Colgate	Charlotte, NC	W	ot 66-59
Dec. 18			^ Florida	Charlotte, NC	W	55-53
Dec. 19			^ Auburn	Charlotte, NC	W	58-48
Dec. 20	17		Alabama	H	W	73-50
Dec. 27			(dc) DePaul (DC)	Raleigh, NC	W	74-68
Dec. 28			(dc) NC State (DC)	Raleigh, NC	W	73-66
Dec. 29	2		(dc) North Carolina	Raleigh, NC	L	55-63
Jan. 3	18		George Washington	A	W	72-54
Jan. 4	18		Temple	A	W	67-59
Jan. 10	13		Seton Hall	New York (msg)	W	64-55
Jan. 12	13		South Carolina	H	W	75-71
Jan. 29	13	19	Duke	H	W	77-59
Jan. 31	13		Virginia	H	W	73-58
Feb. 1	13		Clemson	H	W	81-70
Feb. 7	10		South Carolina	A	L	49-55
Feb. 8	10		Clemson	A	W	93-72
Feb. 13	11	1	North Carolina	A	L	69-72
Feb. 16	11	17	Duke	A	L	64-75
Feb. 18	11		Maryland	H	W	62-58
Feb. 20	12		Eastern Kentucky	H	W	101-76
Feb. 26	13	1	North Carolina	H	L	64-69
Mar. 2	13		NC State	A	L	71-75
Mar. 7	20		* NC State	Raleigh, NC	W	66-57
Mar. 8	20	1	* North Carolina	Raleigh, NC	L	59-61

^ Carrousel Tournament - Charlotte



Murray Greason is the winningest coach in Wake Forest history with 288 career victories in 23 seasons.

# YEAR-BY-YEAR RESULTS



## BONES McKINNEY

Head Coach: 1958-65  
122-94 (.565)  
8 seasons

### 1957-58

6-17 overall, 3-11 ACC

Date	Wf	Op	Opponent	Site	W/L	Score
Dec. 2			Davidson	H	W	69-61
Dec. 5	12		NC State	H	L	51-62
Dec. 7			Auburn*	Columbus, GA	L	66-78
Dec. 11			Texas A&M	H	W	68-46
Dec. 13			Maryland	A	L	58-72
Dec. 14			Virginia	A	L	61-66
Dec. 17			George Washington	A	L	45-67
Dec. 26			(dc) Duquesne	Raleigh, NC	W	64-54
Dec. 27	13		(dc) NC State	Raleigh, NC	L	61-63
Dec. 28			(dc) Duke	Raleigh, NC	L	ot 75-79
Jan. 4	4		North Carolina	A	L	45-71
Jan. 9			South Carolina	H	W	87-63
Jan. 11			Virginia	H	W	81-72
Jan. 14			Clemson	H	L	72-81
Feb. 1			Duke	H	L	56-70
Feb. 8	8		Maryland	H	L	67-74
Feb. 13	11		North Carolina	H	L	57-60
Feb. 15	8		Duke	A	L	59-71
Feb. 19	6		Temple	H	L	49-61
Feb. 22			South Carolina	A	W	72-59
Feb. 24			Clemson	A	L	76-86
Mar. 1	11		NC State	A	L	70-91
Mar. 6	6		* Duke	Raleigh, NC	L	44-51

### 1958-59

70-14 overall, 5-9 ACC

Date	Wf	Op	Opponent	Site	W/L	Score
Dec. 2			Davidson	A	W	56-52
Dec. 6	5		NC State	A	L	ot 52-56
Dec. 9	6		Tennessee	A	L	50-61
Dec. 11			Florida State	H	W	73-64
Dec. 18			Virginia	A	W	83-76
Dec. 20			Maryland	A	L	65-68
Dec. 29	2		(dc) Cincinnati	Raleigh, NC	L	70-94
Dec. 30			(dc) Louisville	Raleigh, NC	L	64-74
Dec. 31			(dc) Yale	Raleigh, NC	W	85-76
Jan. 3			Clemson	H	W	57-47
Jan. 5			Duke	H	L	57-58
Jan. 8	3		North Carolina	A	L	34-44
Jan. 14			South Carolina	H	W	88-58
Jan. 17	1		NC State	H	L	59-64
Feb. 3			George Washington	H	W	83-81
Feb. 7			Maryland	H	W	56-53
Feb. 12	2		North Carolina	H	L	66-75
Feb. 14			St. Joseph's	A	L	67-76
Feb. 17			Duke	A	L	78-85
Feb. 21			Virginia	H	L	2ot 78-81
Feb. 23			Clemson	A	L	51-58
Feb. 24			South Carolina	A	W	60-53
Feb. 28			Dayton	H	W	66-57
Mar. 5			* Duke	Raleigh, NC	L	71-78

### 1959-60

21-7 overall, 12-2 ACC

Final Ranking: 19th (AP)  
ACC Regular Season Champions

Date	Wf	Op	Opponent	Site	W/L	Score
Dec. 1	3		Ohio State	A	L	69-77
Dec. 5			NC State	H	W	73-59
Dec. 10			Davidson	H	W	90-55
Dec. 16			George Washington	A	L	55-75
Dec. 17			Virginia	A	W	67-64
Dec. 18			Maryland	A	W	54-47
Dec. 28			(dc) Holy Cross	Raleigh, NC	W	80-71
Dec. 29	19		(dc) Dayton	Raleigh, NC	W	61-50
Dec. 30	19		(dc) North Carolina	Raleigh, NC	W	53-50
Jan. 4	19		Clemson	H	W	77-62
Jan. 9	8	19	North Carolina	H (Greensboro)	L	59-62
Jan. 13	13		South Carolina	A	W	74-53
Jan. 16	13		NC State	A	L	45-51
Jan. 18	13		Tennessee	H	W	84-57
Jan. 19			Clemson	A	W	83-64
Jan. 29	20	13	Toledo	A	L	63-70
Jan. 30	20	19	Dayton	A	L	45-62
Feb. 3			Duke	H	W	80-63
Feb. 6			Maryland	H	W	65-64

Feb. 11	13		North Carolina	A	W	80-69
Feb. 13			South Carolina	H	W	104-94
Feb. 17			Virginia	H	W	106-66
Feb. 20			at Duke	A	W	83-64
Feb. 22	9		Villanova	H	W	89-70
Feb. 25			St. Francis (PA)	H	W	94-60
Mar. 3	18		* Clemson	Raleigh, NC	W	74-59
Mar. 4	18		* NC State	Raleigh, NC	W	71-66
Mar. 5	18		* Duke	Raleigh, NC	L	59-63

### 1960-61

19-11 overall, 11-3 ACC

Final Ranking: 15th (AP), 10th (UPI)

ACC CHAMPIONS

NCAA Final Eight

Date	Wf	Op	Opponent	Site	W/L	Score
Dec. 2			Florida	H	W	85-79
Dec. 3			Davidson	A	L	59-65
Dec. 9			West Virginia	Charlotte, NC	L	73-80
Dec. 10			Penn State	Charlotte, NC	W	84-78
Dec. 14	10		NC State	A	W	68-67
Dec. 16			Virginia	A	W	88-82
Dec. 17	12		Maryland	A	W	72-60
Dec. 29			(dc) Marquette	Raleigh, NC	L	83-91
Dec. 30			(dc) Wyoming	Raleigh, NC	W	87-66
Dec. 31	10		(dc) NC State	Raleigh, NC	L	91-99
Jan. 4			Clemson	H	W	81-59
Jan. 7			Virginia	H	W	88-61
Jan. 10	7		North Carolina	A	L	74-83
Jan. 14			NC State	H	W	76-66
Jan. 16			Clemson	A	W	86-65
Jan. 28			Virginia Tech	H	W	100-84
Jan. 31			St. Joseph's	H	L	70-72
Feb. 2			Davidson	A	W	93-73
Feb. 4			Maryland	H	W	78-69
Feb. 9	3		at Duke	A	L	90-100
Feb. 11	6		North Carolina	H	L	78-93
Feb. 14	3		Duke	W	103-89	
Feb. 18			Villanova (G)	H (Greensboro)	L	56-60
Feb. 23			NYU**	A (msg)	L	61-70
Feb. 25			South Carolina	H	W	109-83
Mar. 2			* Maryland	Raleigh, NC	W	98-76
Mar. 3	10		* Duke	Raleigh, NC	W	96-81
Mar. 14			# St. John's	New York	W	97-74
Mar. 17	3		# St. Bonaventure	Charlotte, NC	W	78-73
Mar. 18			# St. Joseph's	Charlotte, NC	L	86-96

### 1961-62

22-9 overall, 12-2 ACC

Final Ranking: 13th (AP), 7th (UPI)

ACC CHAMPIONS

ACC Regular Season Champions

NCAA FINAL FOUR

Date	Wf	Op	Opponent	Site	W/L	Score
Dec. 2	3		Davidson	H	W	96-62
Dec. 5	3		NC State	H	W	77-65
Dec. 9	3	1	Ohio State	H	L	62-84
Dec. 12	3		Florida	A	L	65-71
Dec. 15	3		Virginia	A	W	84-65
Dec. 16	3		Maryland	A	L	62-79
Dec. 30	10		Duke	Greensboro	L	73-75
Jan. 2			Minnesota	H	W	79-70
Jan. 6			Clemson	H	W	81-54
Jan. 10			North Carolina	H	W	91-72
Jan. 12			St. Francis (PA)	A	W	71-66
Jan. 13			St. Joseph's	A	L	63-65
Jan. 27	7		Duke	A	L	68-82
Jan. 31			West Virginia	A (Charleston)	L	99-101
Feb. 2			South Carolina	A	W	78-74
Feb. 3			Clemson	A	W	83-82
Feb. 8			Virginia Tech	A	L	81-87
Feb. 10			North Carolina	A	W	87-80
Feb. 12			Virginia	H	W	116-67
Feb. 15	7		Duke	H	W	97-79
Feb. 17			Maryland	H	W	81-78
Feb. 21			NC State	A	W	69-62
Feb. 24			South Carolina	H	W	97-85
Mar. 1			* Virginia	Raleigh, NC	W	81-58
Mar. 2			* South Carolina	Raleigh, NC	W	88-75
Mar. 3			* Clemson	Raleigh, NC	W	77-66
Mar. 12			# Yale	Philadelphia	W	ot 92-82
Mar. 16			# St. Joseph's	College Park, MD	W	ot 96-85
Mar. 17			# Villanova	College Park, MD	W	79-69
Mar. 23	1		# Ohio State	Louisville, KY	L	68-84
Mar. 24			# UCLA	Louisville, KY	W	82-80

### 1962-63

76-10 overall, 11-3 ACC

Date	Wf	Op	Opponent	Site	W/L	Score
Dec. 1			Minnesota	A	L	66-78
Dec. 3			Marquette	A	L	72-87
Dec. 8			NC State	A	W	66-58
Dec. 11			St. Joseph's	H	W	75-46
Dec. 15			Florida	A	L	67-73
Dec. 18			Virginia	A	W	78-73
Dec. 19			Maryland	A	W	85-74
Dec. 29	8		Duke	Greensboro	L	87-113
Jan. 5			Clemson	H	W	80-62
Jan. 9	10		North Carolina	H	W	78-70
Jan. 12			Virginia Tech	H	W	76-63
Jan. 14			Virginia	H	W	82-62
Jan. 30			NC State	H	W	79-70
Feb. 1			South Carolina	A	W	54-45
Feb. 2			Clemson	A	L	70-71
Feb. 6	3		Duke	H	L	66-97
Feb. 9			North Carolina	A	W	72-71
Feb. 12			Virginia Tech	A	W	64-61
Feb. 14			Maryland	H	W	75-54
Feb. 16	3		Duke	A	L	60-73
Feb. 20			Davidson	A	L	75-90
Feb. 21			Furman	H	L	53-59
Feb. 23			South Carolina	H	W	81-74
Feb. 28			* Maryland	Raleigh, NC	W	80-41
Mar. 1			* North Carolina	Raleigh, NC	W	56-55
Mar. 2	2		* Duke	Raleigh, NC	L	57-68

### 1963-64

76-11 overall, 9-5 ACC

Date	Wf	Op	Opponent	Site	W/L	Score
Dec. 2			Davidson	A	L	53-66
Dec. 7			at NC State	A	L	ot 53-56
Dec. 9			Purdue	H	W	77-72
Dec. 14			Marquette	H	W	95-62
Dec. 20			^ Princeton	Lexington, KY	W	86-67
Dec. 21	2		^ Kentucky	A	L	75-98
Dec. 28			Navy	H (Greensboro)	W	77-69
Jan. 4			Clemson	H	L	61-87
Jan. 6			Furman	A	L	58-66
Jan. 9			North Carolina	H	W	80-71
Jan. 11			Virginia Tech	A	L	72-77
Jan. 13			Virginia	H	W	70-52
Jan. 18			St. Joseph's	A	L	64-73
Jan. 20			Maryland	H	L	82-91
Feb. 4			South Carolina	H	W	92-79
Feb. 8			North Carolina	A	L	73-81
Feb. 12			Virginia Tech	H	W	85-82
Feb. 14			Maryland	A	W	79-77
Feb. 15			Virginia	A	W	ot 66-58
Feb. 18	4		Duke	H	W	72-71
Feb. 21			Clemson	A	W	75-73
Feb. 22			South Carolina	A	W	76-59
Feb. 25	4		Duke	A	L	83-98
Feb. 29			NC State	H	W	74-55
Mar. 5			* Virginia	Raleigh, NC	W	79-60
Mar. 6			* Clemson	Raleigh, NC	W	86-64
Mar. 7	4		* Duke	Raleigh, NC	L	59-80
			^ Kentucky Invitational			

### 1964-65

72-15 overall, 6-8 ACC

Date	Wf	Op	Opponent	Site	W/L	Score
Dec. 1			Davidson	A	L	88-95
Dec. 5			NC State	H	W	86-80
Dec. 8			South Carolina	H	W	73-54
Dec. 14						



# YEAR-BY-YEAR RESULTS



**JACK MURDOCK**  
 Head Coach: 1966  
 8-18 (.308)  
 1 season

## 1965-66

8-18 overall, 4-10 ACC

Date	Wf	Op	Opponent	Site	W/L	Score
Dec. 1			Davidson	A	W	87-86
Dec. 4			Maryland	A	L	66-87
Dec. 6			Virginia	A	L	94-97
Dec. 11			NC State	H	L	75-101
Dec. 13	4		Vanderbilt	A	L	82-102
Dec. 17			Duquesne	H	W	94-80
Dec. 28			Ohio State	A	L	81-88
Dec. 30			Cincinnati	A	L	87-117
Jan. 1	1		Duke	Greensboro	L	76-92
Jan. 5			North Carolina	H	L	83-99
Jan. 8			Georgia Tech	H	W	96-80
Jan. 10			Virginia	H	W	99-87
Jan. 12	4		St. Joseph's	A	L	72-97
Jan. 15	1		Duke	A	L	81-101
Jan. 29			Davidson	Greensboro	W	ot 82-80
Feb. 1			Clemson	H	L	71-72
Feb. 3			North Carolina	A	L	87-115
Feb. 5			South Carolina	H	W	93-62
Feb. 7			Maryland	H	L	ot 78-86
Feb. 10			Virginia Tech	A	L	85-110
Feb. 12			South Carolina	A	W	65-63
Feb. 14			Clemson	A	L	89-104
Feb. 19			Virginia Tech	H	L	84-90
Feb. 22	2		Duke	H	W	ot 99-98
Feb. 26			NC State	A	L	100-121
Mar. 3	3		* Duke	Raleigh, NC	L	73-103



**JACK MCCLOSKEY**  
 Head Coach: 1967-72  
 70-89 (.440)  
 6 seasons

## 1966-67

9-18 overall, 5-9 ACC

Date	Wf	Op	Opponent	Site	W/L	Score
Dec. 1			Davidson	A	L	63-76
Dec. 3			NC State	A	W	87-67
Dec. 6			Virginia Tech	H	W	ot 78-75
Dec. 10			Vanderbilt	H	L	82-88
Dec. 15	10		Cincinnati	H	L	58-59
Dec. 17			Duquesne	A	L	71-89
Dec. 20			Maryland	A	W	68-59
Dec. 21			Temple	A	L	58-84
Dec. 30			Duke (G)	Greensboro	L	73-78
Jan. 4	3		North Carolina	H	L	74-76
Jan. 7			Virginia	H	W	84-77
Jan. 9			Virginia Tech	A	L	70-82
Jan. 14			VMI	A	W	71-70
Jan. 28			Davidson	Greensboro	W	88-74
Jan. 31			Clemson	H	W	90-80
Feb. 4			South Carolina	H	L	60-77
Feb. 9	2		North Carolina	A	L	ot 73-75
Feb. 11			Clemson	A	L	68-70
Feb. 13			South Carolina	A	L	66-83
Feb. 16			Virginia	A	L	67-81
Feb. 19			St. Joseph's	H	L	66-79
Feb. 21			Duke	A	L	84-97
Feb. 25			NC State	H	L	ot 59-64
Feb. 28			Duke	H	L	71-113
Mar. 4			Maryland	H	W	78-64
Mar. 9			* Clemson	Greensboro	W	2ot 63-61
Mar. 10	4		* North Carolina	Greensboro	L	79-89

## 1967-68

5-21 overall, 3-11 ACC

Date	Wf	Op	Opponent	Site	W/L	Score
Dec. 2			NC State	H	L	63-79
Dec. 6			Virginia Tech	A	L	67-71
Dec. 9			Auburn	H	L	63-66
Dec. 14			Maryland	H	W	73-60
Dec. 18			William & Mary	H	W	108-79
Dec. 20			Tennessee	A	L	63-81
Dec. 22			^ Oregon	Nashville, TN	L	58-76

Dec. 23			^ Seton Hall	Nashville, TN	L	70-71
Dec. 30			Duke	Greensboro	L	76-103
Jan. 3	3		North Carolina	A	L	62-74
Jan. 6			VMI	H	W	92-60
Jan. 8			Virginia	H	W	97-90
Jan. 10			South Carolina	A	L	73-88
Jan. 13			Temple	H	L	73-84
Jan. 27			Davidson	Greensboro	L	52-75
Jan. 30			Clemson	A	L	67-70
Feb. 3			South Carolina	H	L	76-80
Feb. 8	3		North Carolina	H	L	60-80
Feb. 10			Clemson	H	L	66-78
Feb. 14	10		Duke	A	L	65-105
Feb. 17			Maryland	A	L	74-87
Feb. 19			Virginia	A	L	87-100
Feb. 22	8		Duke	H	L	41-50
Feb. 24			NC State	A	W	72-66
Feb. 28			St. Joseph's	A	L	69-85
Mar. 7	5		* North Carolina	Charlotte, NC	L	70-83
			^ Vanderbilt Invitational			

## 1968-69

18-9 overall, 8-6 ACC

Date	Wf	Op	Opponent	Site	W/L	Score
Nov. 30			Florida Southern	H	W	88-72
Dec. 4			South Carolina	H	L	63-68
Dec. 7			Temple	A	W	87-86
Dec. 12			Baldwin-Wallace	H	W	110-83
Dec. 14			Maryland	A	W	95-87
Dec. 17			William & Mary	Fort Eustis, VA	W	98-58
Dec. 20			Duke	Greensboro	W	106-78
Dec. 27			^ Washington	Raleigh, NC	W	81-70
Dec. 28			^ NC State	Raleigh, NC	L	67-69
Jan. 3			Maryland	H (Greensboro)	W	93-71
Jan. 4			Virginia	H (Greensboro)	W	90-66
Jan. 8			Duke	H	L	81-85
Jan. 11			NC State	A	W	88-79
Jan. 15	4		Davidson	A	L	82-90
Jan. 18	2		North Carolina	H	L	89-94
Feb. 3	19		South Carolina	A	L	62-73
Feb. 6	2		North Carolina	A	L	76-84
Feb. 8			Virginia Tech	H	W	79-71
Feb. 12			Duke	A	L	93-122
Feb. 15			American	H	W	105-81
Feb. 18			Clemson	H	W	100-84
Feb. 20			NC State	H	W	52-49
Feb. 22			St. Joseph's	H	W	87-77
Feb. 27			Clemson	A	W	2ot 112-104
Mar. 1			Virginia	A	W	87-84
Mar. 6			* NC State	Charlotte, NC	W	81-73
Mar. 7	4		* North Carolina	Charlotte, NC	L	72-80
			^ Triangle Classic			

## 1969-70


14-13 overall, 6-8 ACC

Date	Wf	Op	Opponent	Site	W/L	Score
Dec. 1		18	Ohio State	H	L	92-96
Dec. 6			Auburn	A	W	95-81
Dec. 10			Appalachian State	H	W	71-49
Dec. 13			Maryland	A	W	104-87
Dec. 17			East Carolina	H	W	53-52
Dec. 23			Duke	Greensboro	L	90-98
Dec. 27			Columbia	H	L	78-101
Dec. 29			^ Connecticut	Philadelphia	W	103-77
Dec. 30			^ Brigham Young	Philadelphia	W	108-93
Jan. 2			Virginia	H (Greensboro)	W	65-58
Jan. 3			Maryland	H (Greensboro)	L	88-96
Jan. 7	19		Duke	A	L	ot 72-78
Jan. 10	10		NC State	H	L	72-75
Jan. 15			Virginia	H	W	90-79
Jan. 17	7		North Carolina	A	W	91-90
Jan. 31			Davidson	H	W	74-73
Feb. 5	7		North Carolina	H	W	88-85
Feb. 7			Florida Southern	H	W	94-68
Feb. 9	2		South Carolina	A	L	54-81
Feb. 11			Duke	A	L	65-67
Feb. 14			Virginia Tech	H	L	78-94
Feb. 18			Clemson	H	W	97-71
Feb. 21	12		NC State	A	L	86-104
Feb. 23	4		South Carolina	A	L	51-67
Feb. 28			Clemson	H	L	95-105
Mar. 5			* Duke	Charlotte, NC	W	81-73
Mar. 6	3		* South Carolina	Charlotte, NC	L	63-79
			^ Quaker City Tournament			

## 1970-71

16-10 overall, 7-7 ACC

Date	Wf	Op	Opponent	Site	W/L	Score
Dec. 1			Appalachian State	H	W	96-66
Dec. 5			Temple	A	W	71-55
Dec. 8		17	Tennessee	H	L	59-60
Dec. 12			Maryland	A	L	71-72
Dec. 14			William & Mary	H	W	93-70
Dec. 18			(4) Duke	Greensboro	W	83-77
Dec. 19			(4) NC State	Greensboro	L	70-73
Dec. 29			^ Georgetown	W. Palm Beach	W	90-88
Dec. 30		9	^ Jacksonville	W. Palm Beach	W	78-77
Jan. 2			Virginia Tech	H	W	92-81



Jack McCloskey (left)

Jan. 6			Duke	H	L	67-68
Jan. 9			NC State	A	W	83-76
Jan. 13			Virginia	A	L	81-86
Jan. 16	15		North Carolina	H	W	96-84
Jan. 30			Davidson	A	W	64-60
Feb. 4	16		North Carolina	A	L	75-93
Feb. 6			Florida Southern	H	W	103-68
Feb. 10			Duke	A	L	78-83
Feb. 13			Virginia	H	W	95-71
Feb. 16			Clemson	H	W	74-57
Feb. 20			NC State	H	W	89-85
Feb. 24	7		South Carolina	A	L	64-84
Feb. 26			Clemson	A	W	64-54
Mar. 2			Maryland	H	W	72-66
Mar. 6	6		South Carolina	H	L	73-88
Mar. 11			* Virginia	Greensboro	L	84-85
			^ Gold Coast Classic - West Palm Beach, FL			

## 1971-72

8-18 overall, 3-9 ACC

Date	Wf	Op	Opponent	Site	W/L	Score
Dec. 1			Canisius	H	L	87-94
Dec. 4			Rice	H	W	100-62
Dec. 8			William & Mary	A	W	75-60
Dec. 17	4		(4) North Carolina	Greensboro	L	76-99
Dec. 18			(4) Duke	Greensboro	L	58-70
Dec. 21			Yale	H	L	75-85
Dec. 29			^ Duquesne	Pittsburgh	L	55-56
Dec. 30			^ Navy	Pittsburgh	L	62-72
Jan. 3		11	Virginia	H	L	64-74
Jan. 5			Florida Southern	H	W	87-64
Jan. 10	12		Maryland	H (Greensboro)	L	46-49
Jan. 15			Virginia Tech	A	L	60-70
Jan. 19	3		North Carolina	A	L	77-92
Jan. 22			South Florida	H	W	95-68
Jan. 26			Duke	A	L	66-77
Jan. 29			Davidson	H	L	66-80
Feb. 3	4		North Carolina	H (Greensboro)	L	59-71
Feb. 5			Temple	H	W	57-51
Feb. 9			Duke	H	W	62-57
Feb. 12	6		Virginia	A	L	67-74
Feb. 16			Clemson	H	W	59-51
Feb. 19			NC State	A	L	76-84
Feb. 26			Clemson	A	W	70-63
Mar. 1	18		Maryland	A	L	ot 56-64
Mar. 4			NC State	H	L	78-86
Mar. 9	15		* Virginia	Greensboro	L	65-74
			^ Steel Bowl			



**CARL TACY**  
 Head Coach: 1973-85  
 222-149 (.599)  
 13 seasons

## 1972-73

12-15 overall, 3-9 ACC

Date	Wf	Op	Opponent	Site	W/L	Score
Dec. 1			^ Florida Southern	H	W	60-52
Dec. 2			^ Alabama	H	W	94-88
Dec. 6			William & Mary	A	W	86-71
Dec. 8			Virginia	H	L	62-75
Dec. 15	6		(4) NC State	Greensboro	L	83-88
Dec. 16			(4) Duke	Greensboro	L	67-80
Dec. 23			Canisius	A	L	71-92
Dec. 28			^ ^ Tulane	Charleston, SC	W	95-66
Dec. 29			^ ^ Brown	Charleston, SC	W	65-59
Jan. 3			VMI	H	W	71-57
Jan. 6			Duke	H		

# YEAR-BY-YEAR RESULTS

Jan. 31	8	North Carolina	A	L	51-69
Feb. 3		Virginia Tech	H	L	67-71
Feb. 7		Duke	A	L	71-84
Feb. 10		Virginia	A	L	73-104
Feb. 14		Clemson	A	L	61-86
Feb. 17	2	NC State	H	L	59-81
Feb. 24		Clemson	H	W	58-55
Feb. 28	9	Maryland	H	W	62-60
Mar. 3	2	NC State	A	L	77-100
Mar. 8	8	* North Carolina	Greensboro	W	ot 54-52
Mar. 9	10	* Maryland	Greensboro	L	65-73

^ Twin-City Classic

^ ^ Palmetto Classic - Charleston, SC

## 1973-74

73-13 overall, 3-9 ACC

Date	Wf	Op	Opponent	Site	W/L	Score
Nov. 30			Rice	A	W	75-70
Dec. 4			West Virginia	A	W	86-74
Dec. 6			William & Mary	H	W	78-58
Dec. 11			Penn	H	W	69-61
Dec. 21			^ La Salle	St. Petersburg	W	95-90
Dec. 22			^ Florida State	St. Petersburg	L	48-66
Jan. 2			Bucknell	H	W	83-56
Jan. 4			(4) Duke	Greensboro	W	64-61
Jan. 5	5		(4) NC State	Greensboro	L	73-91
Jan. 8			Virginia	A	L	84-91
Jan. 11	3		Maryland	H	L	59-72
Jan. 16	5		North Carolina	A	L	78-95
Jan. 19			Clemson	H	W	74-65
Jan. 23			Duke	A	W	90-71
Jan. 26			Davidson	H	L	76-78
Jan. 30	4		North Carolina	H	L	67-77
Feb. 2			Virginia Tech	A	W	64-58
Feb. 6			Duke	H	W	74-67
Feb. 9			Virginia	H	L	ot 83-86
Feb. 13			Clemson	A	L	73-74
Feb. 16	2		NC State	A	L	96-111
Feb. 20			St. Francis (PA)	H	W	93-69
Feb. 23			Appalachian State	H	W	106-60
Feb. 27	5		Maryland	A	L	68-77
Mar. 2	1		NC State	H	L	63-72
Mar. 7	6		* North Carolina	Greensboro	L	62-76

## 1974-75

73-13 overall, 2-10 ACC

Date	Wf	Op	Opponent	Site	W/L	Score
Nov. 30			Rollins	H	W	83-81
Dec. 4	4		Maryland	H	L	78-99
Dec. 7			George Washington	H	W	85-77
Dec. 11			Appalachian State	H	W	100-69
Dec. 21			William & Mary	A	L	58-59
Dec. 27			^ Washington State	Portland, OR	L	61-67
Dec. 28			^ Iowa	Portland, OR	W	92-71
Dec. 30			^ Creighton	Portland, OR	W	70-69
Jan. 3	1		(4) NC State	Greensboro	W	83-78
Jan. 4			(4) Duke	Greensboro	W	75-71
Jan. 8	19		Virginia	H	W	83-66
Jan. 11	19	5	Maryland	A	L	73-89
Jan. 15	14		North Carolina	H	L	78-80
Jan. 18			Clemson	A	L	77-80
Jan. 22			Duke	H	W	122-109
Jan. 25	5		NC State	A	L	80-106
Jan. 29	10		North Carolina	A	L	91-101
Feb. 1			Virginia Tech	H	W	90-72
Feb. 5			Duke	A	L	68-75
Feb. 8			Virginia	A	L	58-71
Feb. 12	18		Clemson	H	L	54-71
Feb. 15	5		NC State	H	L	87-89
Feb. 19			Davidson	A	W	78-69
Feb. 22			Long Island	H	W	83-82
Feb. 26			Fairleigh Dickinson	H	W	89-55
Mar. 6	12		* North Carolina	Greensboro	L	ot

100-101

^ Far West Classic

## 1975-76

77-10 overall, 5-7 ACC

Date	Wf	Op	Opponent	Site	W/L	Score
Nov. 29			Richmond	H	W	94-90
Dec. 3			West Virginia	H	W	93-80
Dec. 6			George Washington	A	W	78-77
Dec. 9			William & Mary	H	W	82-69
Dec. 18			Appalachian State	H	W	107-63
Dec. 26			^ St. Joseph's	Jacksonville	W	107-83
Dec. 27			^ Florida	Jacksonville	W	ot 78-75
Dec. 30			Rhode Island	H	W	89-77
Jan. 2	3		(4) North Carolina	Greensboro	W	95-83
Jan. 3	9		(4) NC State	Greensboro	W	93-78
Jan. 7	7		Virginia	A	L	58-63
Jan. 10	7	2	Maryland	H (Greensboro)	W	96-93
Jan. 14	5	7	North Carolina	A	L	74-99
Jan. 17	5		Clemson	H	L	81-86
Jan. 21	14		Duke	A	L	ot 93-97
Jan. 24	14		Illinois State	H	L	79-81
Jan. 28			North Carolina	H	L	ot 85-88
Jan. 31			St. Francis (PA)	A	W	97-69
Feb. 4			Duke	H	W	89-87

Feb. 7			Virginia	H	W	82-78
Feb. 11			Clemson	A	W	84-77
Feb. 14	12		NC State	A	L	85-87
Feb. 18			Davidson	H	W	104-72
Feb. 21	18		Virginia Tech	A	L	95-102
Feb. 25	10		Maryland	A	L	91-105
Feb. 28	15		NC State	H	W	98-96
Mar. 4			* Clemson	Landover, MD	L	63-76

\* Gator Bowl - Jacksonville, FL

## 1976-77

22-8 overall, 8-4 ACC

Final Ranking: 9th (AP)

NCAA Final Eight

Date	Wf	Op	Opponent	Site	W/L	Score
Nov. 26			(4) Duke	Greensboro	W	81-80
Nov. 27		3	(4) North Carolina	Greensboro	W	ot 97-96
Dec. 1	14		East Tennessee St.	H	W	94-63
Dec. 3	14		Washington	H	W	92-75
Dec. 8	11		William & Mary	A	W	ot 90-84
Dec. 18	10		UNC-Asheville	H	W	84-73
Dec. 21	9		Fairleigh-Dickinson	H	W	99-63
Dec. 28	7		^ Mississippi State	Norfolk, VA	L	83-88
Dec. 29	7		^ Dartmouth	Norfolk, VA	W	84-61
Jan. 1	7		Richmond	A	W	84-73
Jan. 5	10		Virginia	H	W	67-63
Jan. 8	10	15	Maryland	A	W	ot 86-85
Jan. 13	7	5	North Carolina	H	L	75-77
Jan. 15	7	17	Clemson	A	W	84-82
Jan. 19	9		Duke	H	W	85-73
Jan. 22	9		Charlotte	Greensboro	W	74-72
Jan. 26	10	4	North Carolina	A	W	67-66
Jan. 29	10		Appalachian State	H	W	83-73
Feb. 2	5		Duke	A	W	89-80
Feb. 5	5		Virginia	A	W	80-72
Feb. 8	4	15	Clemson	H	L	66-70
Feb. 12	4		NC State	H	W	84-77
Feb. 16	7		Davidson	A	W	70-68
Feb. 19	7		Virginia Tech	H	L	ot 97-98
Feb. 22	11		Maryland	H (Greensboro)	L	80-81
Feb. 26	11		NC State	A	L	85-91
Mar. 3	16		* Virginia	Greensboro	L	57-59
Mar. 12	18		# Arkansas	Norman, OK	W	86-80
Mar. 17	9		# Southern Illinois	Oklahoma City	W	86-81
Mar. 19	9	7	# Marquette	Oklahoma City	L	68-82

^ Old Dominion Classic

## 1977-78

19-10 overall, 6-6 ACC

Date	Wf	Op	Opponent	Site	W/L	Score
Nov. 26	17		UNC Wilmington	A	W	83-79
Nov. 28	17		Oregon State	H	W	94-74
Dec. 2	18		(4) NC State	Greensboro	L	77-79
Dec. 3	18		(4) Duke	Greensboro	L	84-97
Dec. 7			East Tennessee St.	A	W	70-69
Dec. 10			Richmond	H	W	103-73
Dec. 17			Indiana St-Evansville	H	W	118-73
Dec. 21			Seattle	A	W	85-67
Dec. 23			Washington	A	W	77-70
Jan. 4	13		Virginia	A	L	60-67
Jan. 7	15		Maryland	H (Greensboro)	W	84-75
Jan. 10			UNC-Asheville	H	W	94-90
Jan. 14			Clemson	H (Greensboro)	W	ot 91-76
Jan. 15	2		North Carolina	A	L	69-71
Jan. 18	17		Duke	A	L	72-81
Jan. 26	3		North Carolina	H	W	71-62
Jan. 28			Appalachian State	Greensboro	W	82-71
Feb. 2	17		Duke	H	W	79-60
Feb. 4	11		Virginia	H	W	74-62
Feb. 8	14		Clemson	A	L	81-91
Feb. 11	14		NC State	A	L	77-88
Feb. 13	14		Rhode Island	A	L	77-89
Feb. 15			Davidson	H	W	115-82
Feb. 18			Virginia Tech	A	W	88-74
Feb. 22			Maryland	A	L	89-91
Feb. 25			NC State	H	W	87-81
Mar. 1			* Virginia	Greensboro	W	72-61
Mar. 2	10		* North Carolina	Greensboro	W	82-77
Mar. 4	15		* Duke	Greensboro	L	77-85

## 1978-79

17-15 overall, 3-9 ACC

Date	Wf	Op	Opponent	Site	W/L	Score
Nov. 24		14	Jacksonville	A	W	70-68
Dec. 1		6	(4) North Carolina	Greensboro	L	55-73
Dec. 2			(4) NC State	Greensboro	L	70-77
Dec. 6			East Tennessee St.	H	W	93-78
Dec. 9			Temple	H (Greensboro)	L	79-86
Dec. 16			Appalachian State	H	W	83-71
Dec. 20			Penn	A	L	66-88
Dec. 22			Richmond	A	W	ot 93-89
Dec. 26			UNC-Asheville	H	W	91-70
Dec. 30			Fairleigh Dickinson	H	W	88-59
Jan. 3			Virginia	H	L	75-88
Jan. 6		20	Maryland	A	W	66-60
Jan. 10		3	North Carolina	H	W	59-56
Jan. 13			Clemson	A	L	ot 66-71
Jan. 18		8	Duke	A	L	69-81

Jan. 20			Rollins	H	W	100-79
Jan. 22			Davidson	A	L	72-75
Jan. 25	2		North Carolina	A	L	69-76
Jan. 27			Rhode Island	H (Greensboro)	W	ot 69-67
Jan. 31	3		Duke	H	L	60-75
Feb. 3			Virginia	A	L	76-83
Feb. 7			Clemson	H (Greensboro)	L	74-85
Feb. 10			NC State	H	W	60-56
Feb. 15			Georgia Southern	H	W	77-69
Feb. 20			Maryland	H (Greensboro)	L	53-54
Feb. 24			NC State	A	L	66-90
Mar. 1	5		* Duke	Greensboro	L	56-58

## 1979-80

73-14 overall, 4-10 ACC

Date	Wf	Op	Opponent	Site	W/L	Score
Nov. 30		3	(4) Duke	Greensboro	L	70-72
Dec. 1			(4) NC State	Greensboro	L	65-70
Dec. 4			Penn	H	W	88-58
Dec. 6			Florida Southern	H	W	81-62
Dec. 8			Fairleigh Dickinson	H	W	87-58
Dec. 15			Temple	A	L	69-74
Dec. 19			Richmond	H	W	92-75
Dec. 22			American	H	W	81-72
Dec. 29			UNC-Asheville	H	W	90-64
Jan. 2	13		Virginia	A	L	59-64
Jan. 5			Maryland	H	L	76-84
Jan. 9	15		North Carolina	A	L	68-72
Jan. 12	18		Clemson	H	W	86-83
Jan. 16	5		Duke	A	L	66-67
Jan. 19			Appalachian State	H	W	87-61
Jan. 23	13		North Carolina	H	L	61-73
Jan. 26			Georgia Tech	A	W	67-59
Jan. 30	5		Duke	H	L	61-82
Feb. 2	13		Virginia	A	W	79-77
Feb. 6	16		Clemson	H	L	67-86
Feb. 9			Jacksonville	H	W	69-56
Feb. 11			NC State	A	L	40-52



# YEAR-BY-YEAR RESULTS

## 1981-82

21-9 overall, 9-5 ACC  
Final Ranking: 18th (AP), 19th (UPI)  
NCAA Second Round

Date	Wf	Op	Opponent	Site	W/L	Score
Nov. 28	13		Richmond	A	L	61-64
Dec. 2			Rollins	H	W	73-47
Dec. 5			American	H	W	66-63
Dec. 8			Davidson	H	W	82-63
Dec. 12			Marquette	A	W	ot 68-65
Dec. 19			Appalachian State	H	W	79-57
Dec. 21			UNC Wilmington	H	W	98-72
Dec. 28			^ LSU	New Orleans	L	64-70
Dec. 29			^ Purdue	New Orleans	W	76-68
Jan. 2			Georgia Tech	A	W	74-56
Jan. 6			Johns Hopkins	H	W	86-43
Jan. 9			Clemson	A	W	68-54
Jan. 13			Duke	H (Greensboro)	W	58-48
Jan. 17	12		NC State	H (Greensboro)	L	50-52
Jan. 21	1		North Carolina	A	W	55-48
Jan. 23			Rider	H	W	92-56
Jan. 27	18	3	Virginia	H (Greensboro)	L	66-69
Jan. 31	18	12	Arkansas	A	W	49-48
Feb. 3	13		Maryland	A	L	56-61
Feb. 6	13		Georgia Tech	H (Greensboro)	W	53-38
Feb. 10	16		Clemson	H (Greensboro)	W	94-76
Feb. 13	16		Duke	A	W	86-71
Feb. 17	14	2	North Carolina	H (Greensboro)	L	51-69
Feb. 20	14		Maryland	H (Greensboro)	W	48-42
Feb. 24	18	1	Virginia	A	L	66-84
Feb. 27	18		NC State	A	W	50-46
Mar. 5	16	*	Duke	Greensboro	W	88-53
Mar. 6	16	3	* Virginia	Greensboro	L	ot 49-51
Mar. 11	18	#	Old Dominion	Charlotte, NC	W	74-57
Mar. 13	18	9	# Memphis State	Charlotte, NC	L	55-56

^ Sugar Bowl - New Orleans, LA

## 1982-83

20-12 overall, 7-7 ACC  
NIT Second Round


Date	Wf	Op	Opponent	Site	W/L	Score
Dec. 1			Richmond	H	W	60-54
Dec. 4			UNC-Asheville	H	W	72-54
Dec. 7			Davidson	A	W	81-62
Dec. 11			Appalachian State	H	W	67-46
Dec. 20			Drexel	H	W	89-60
Dec. 22			Robert Morris	H	W	100-69
Dec. 27			^ St. Joseph's	New York (msg)	W	88-65
Dec. 29			^ St. John's	New York (msg)	L	65-72
Jan. 3			Siena	H	W	70-55
Jan. 5			SUNY-Buffalo	H	W	121-56
Jan. 8			Georgia Tech	H (Greensboro)	W	60-53
Jan. 15			Clemson	H (Greensboro)	W	89-76
Jan. 17			William & Mary	A	L	63-80
Jan. 19			Duke	A	W	88-84
Jan. 22			NC State	H (Greensboro)	W	91-73
Jan. 27	19	3	North Carolina	H (Greensboro)	L	78-80
Jan. 30	19	12	Arkansas	H (Greensboro)	L	65-68
Feb. 3		3	Virginia	A	L	75-89
Feb. 6			Marquette	H (Greensboro)	W	78-65
Feb. 9			Maryland	H (Greensboro)	W	79-66
Feb. 12			Georgia Tech	A	L	69-70
Feb. 16			Clemson	A	W	86-82
Feb. 19			Duke	H (Greensboro)	W	110-104
Feb. 24		11	North Carolina	A	L	85-100
Feb. 26			Maryland	A	L	75-83
Mar. 2		2	Virginia	H (Greensboro)	L	74-107
Mar. 5			NC State	A	L	89-130
Mar. 11			* NC State	Atlanta	L	70-71
Mar. 17			% Murray State	A	W	87-80
Mar. 21			% Vanderbilt	A	W	75-68
Mar. 24			% South Carolina	Greensboro	W	78-61
Mar. 28			% Fresno State	New York (msg)	L	62-86

^ Holiday Festival

## 1983-84

23-9 overall, 7-7 ACC  
Final Ranking: 19th (AP)  
NCAA Final Eight

Date	Wf	Op	Opponent	Site	W/L	Score
Nov. 28			Furman	H	W	74-59
Dec. 2			Virginia Tech	Greensboro	W	ot 88-80
Dec. 3			Charlotte	Greensboro	W	77-55
Dec. 6			Davidson	H	W	62-51
Dec. 10			Appalachian State	H	W	72-46
Dec. 20	17		at Marquette	A	W	ot 71-65
Dec. 27	10		^ Auburn	Jacksonville	W	76-67
Dec. 28	10		^ Jacksonville	A	W	57-54
Dec. 30	10		Rollins	A	W	112-74
Jan. 4	8		Richmond	H	W	82-57
Jan. 7	8		Georgia Tech	A	L	66-68
Jan. 11	12		William & Mary	H	W	80-53
Jan. 14	12	1	North Carolina	H (Greensboro)	L	62-70



Skip Brown and Jerry Schellenberg won three straight Big Four titles from 1975 to 1977.

Jan. 17	12		Duke	H (Greensboro)	W	97-66
Jan. 21	12		NC State	A	L	69-80
Jan. 25	17	1	North Carolina	A	L	63-100
Jan. 28	17	19	Virginia	H (Greensboro)	W	84-76
Feb. 2	15	18	Georgia Tech	H	W	ot 78-74
Feb. 4	15		Clemson	A	W	ot 76-72
Feb. 8	14	13	Maryland	H (Greensboro)	W	ot 90-87
Feb. 11	14		UNC Wilmington	H	W	64-50
Feb. 15	13		Clemson	H (Greensboro)	W	68-57
Feb. 18	13	19	Duke	A	L	ot 77-79
Feb. 22	15		Monmouth	H	W	85-57
Feb. 26	15		Maryland	A	L	79-90
Feb. 29	17		Virginia	A	L	61-65
Mar. 3	17		NC State	H (Greensboro)	W	84-75
Mar. 9	19		* Virginia	Greensboro	W	63-51
Mar. 10	19	14	* Maryland	Greensboro	L	64-66
Mar. 18	19		# Kansas	Lincoln, NC	W	69-59
Mar. 23	19	4	# DePaul	St. Louis	W	ot 73-71
Mar. 25	19	5	# Houston	St. Louis	L	63-68

^ Gator Bowl Classic - Jacksonville, FL

## 1984-85

15-14 overall, 5-9 ACC  
NIT First Round

Date	Wf	Op	Opponent	Site	W/L	Score
Nov. 26			Fairleigh Dickinson	H	W	81-67
Nov. 29			Rollins	H	W	110-64
Dec. 2			Boston College	A (Boston Garden)	L	76-82
Dec. 5			Davidson	A	W	69-55
Dec. 8			Appalachian State	H	W	64-62
Dec. 15		13	North Carolina	H (Greensboro)	L	73-79
Dec. 19			East Carolina	H	W	83-57
Dec. 22			Temple	H	L	61-71
Dec. 28			^ UTEP	A	L	75-90
Dec. 29			^ Mississippi State	El Paso, TX	W	67-65
Jan. 2			William & Mary	H	W	64-47
Jan. 5		8	Georgia Tech	H (Greensboro)	W	68-54
Jan. 8			Furman	A	W	79-64
Jan. 12			Clemson	H	W	83-61
Jan. 17		2	Duke	A	W	ot 91-89
Jan. 23			Rider	H	W	81-59
Jan. 26			Virginia	A	L	56-58
Jan. 30		6	Duke	H (Greensboro)	L	ot 70-76
Feb. 2			NC State	H (Greensboro)	W	91-64
Feb. 6		20	Maryland	H	L	62-64
Feb. 10		10	Georgia Tech	A	L	75-94



Bob Staak (left)

Feb. 13			Clemson	A	L	65-80
Feb. 16			UNC Wilmington	H	W	91-71
Feb. 20	13		North Carolina	A	L	59-69
Feb. 24			Maryland	A	L	66-69
Feb. 27			Virginia	H	W	68-65
Mar. 2	16		NC State	A	L	64-66
Mar. 8	6	*	* North Carolina	Atlanta	L	ot 61-72
Mar. 14		%	% South Florida	A	L	66-77

^ Sun Bowl Tournament



**BOB STAAK**  
Head Coach: 1986-89  
45-69 (.395)  
4 seasons

## 1985-86

8-21 overall, 0-14 ACC

Date	Wf	Op	Opponent	Site	W/L	Score
Nov. 23			Rollins	H	W	58-55
Nov. 26			Charlotte	A	W	68-67
Nov. 30			Richmond	A	L	43-66
Dec. 4			Davidson	H	W	67-63
Dec. 7			Boston College	H	L	60-62
Dec. 17			Georgia Southern	H	W	64-61
Dec. 19			NC State	A	L	64-77
Dec. 21			Temple	A	L	ot 59-64
Dec. 27			^ Washington State	Honolulu, HI	L	71-74
Dec. 29			^ Hawaii	A	W	75-68
Dec. 30			^ Bradley	Honolulu, HI	L	72-86
Jan. 4			MD-Eastern Shore	H	W	70-46
Jan. 6			Clemson	A	L	64-91
Jan. 8		5	Georgia Tech	A	L	58-72
Jan. 11		1	North Carolina	H (Greensboro)	L	65-89
Jan. 16		3	Duke	A	L	63-92
Jan. 18			NC State	H (Greensboro)	L	44-45
Jan. 22			Virginia	A	L	47-54
Jan. 25			Clemson	H	L	43-46
Jan. 28			Maryland	A	L	55-77
Feb. 1		5	Duke	H (Greensboro)	L	58-68
Feb. 5			East Carolina	H	W	65-60
Feb. 6			Virginia	H (Greensboro)	L	53-69
Feb. 8		1	North Carolina	A	L	62-91
Feb. 15			Charlotte	H	L	61-62
Feb. 19		5	Georgia Tech	H	L	49-59
Feb. 26			Maryland	H (Greensboro)	L	48-59
Mar. 1			Stetson	H	W	69-61
Mar. 7		1	* Duke	Greensboro	L	60-68

^ Rainbow Classic

## 1986-87

14-15 overall, 2-12 ACC

Date	Wf	Op	Opponent	Site	W/L	Score
Dec. 1			Coastal Carolina	H	W	80-55
Dec. 3			Davidson	A	W	75-60
Dec. 17			Baptist	H	W	70-65
Dec. 20			UNC Wilmington	H	W	57-56
Dec. 22			^ Virginia Tech	A (Roanoke)	W	68-76
Dec. 29		**	Santa Clara	A	L	55-60
Dec. 30		**	Michigan State	Santa Clara, CA	L	62-71
Jan. 3		18	Georgia Tech	H	L	ot 59-65
Jan. 5			MD-Eastern Shore	H	W	105-60
Jan. 7			Appalachian State	H	W	62-37
Jan. 10		20	Clemson	H (Greensboro)	L	ot 88-91
Jan. 12			Lehigh	H	W	74-51
Jan. 15		17	NC State	A	L	67-75
Jan. 17		14	Duke	A	L	49-69
Jan. 22		2	North Carolina	H (Greensboro)	L	53-79
Jan. 24			Virginia	A	L	63-78
Jan. 28			Richmond	H	W	ot 64-61
Jan. 31		13	Duke	H (Greensboro)	L	ot 60-62
Feb. 2			Maryland	H	W	69-58
Feb. 5			Winthrop	A	W	71-59
Feb. 7			Georgia Tech	A	L	69-83
Feb. 11		3	North Carolina	A	L	85-94
Feb. 14			Charlotte	H	W	84-76
Feb. 18		10	Clemson	A	L	71-87
Feb. 22			Maryland	A	W	75-68
Feb. 25			Virginia	H (Greensboro)	L	45-59
Feb. 28			NC State	H (Greensboro)	L	ot 76-80
Mar. 6		13	* Clemson	Landover, MD	W	69-62
Mar. 7			* NC State	Landover, MD	L	ot 73-77

^ Won by forfeit  
\*\* Cable Car Classic - Santa Clara, CA

# YEAR-BY-YEAR RESULTS

## 1987-88

70-18 overall, 3-11 ACC

Date	Wf	Op	Opponent	Site	W/L	Score
Nov. 30			Siena	H	L	67-72
Dec. 3			Davidson	H	W	78-65
Dec. 5			Furman	H	L	68-80
Dec. 15			Campbell	H	W	89-63
Dec. 18			^ Canisius	Philadelphia	W	82-72
Dec. 19			^ Villanova	Philadelphia	L	70-83
Dec. 22			Coastal Carolina	H	L ot	104-106
Dec. 29	11	**	Purdue	W. Palm Beach	L	73-81
Dec. 30		**	American	W. Palm Beach	W	79-66
Jan. 2			Maryland	A	L	76-93
Jan. 10			Georgia Tech	A	L	66-78
Jan. 13			Winthrop	H	W	60-56
Jan. 16			Clemson	A	L	62-75
Jan. 20	20		NC State	H (Greensboro)	W	71-67
Jan. 23	9		Duke	H (Greensboro)	L	70-103
Jan. 28	3		North Carolina	H (Greensboro)	W	83-80
Jan. 30			Virginia	A	L	64-69
Feb. 3			UNC Wilmington	H	W	61-58
Feb. 6			Marquette	A	L	57-76
Feb. 11	8		Duke	A	L	67-98
Feb. 13			Georgia Tech	H (Greensboro)	L	75-78
Feb. 17	5		North Carolina	A	L	62-80
Feb. 20			East Tennessee St.	H	W	87-66
Feb. 24			Clemson	H (Greensboro)	W	79-73
Feb. 27			Maryland	H (Greensboro)	L	65-70
Mar. 2			Virginia	H	L ot	67-69
Mar. 6	16	NC State	NC State	A	L	82-86
Mar. 11	9	**	North Carolina	Greensboro	L	62-83

^ Josten Classic - Philadelphia (The Palestra)  
\*\* Palm Beach Classic

## 1988-89

73-15 overall, 3-11 ACC

Date	Wf	Op	Opponent	Site	W/L	Score
Nov. 28			Richmond	H	L	61-74
Nov. 30			Davidson	A	W	56-47
Dec. 3			Wyoming	Denver	W	82-77
Dec. 7			Evansville	H	W	79-73
Dec. 10			Campbell	H	W	101-62
Dec. 21	1		Duke	A	L	88-94
Dec. 27			^ Fairfield	Albuquerque	W	75-59
Dec. 28			^ New Mexico	A	L	71-76
Jan. 2			UNC Wilmington	A	W	72-61
Jan. 4			Maryland	H	W	70-60
Jan. 7	19		Georgia Tech	H (Greensboro)	L	75-84
Jan. 11			Stetson	A	W	84-73
Jan. 14			Clemson	H (Greensboro)	L	71-75
Jan. 18	15		NC State	A	L	64-82
Jan. 21	1		Duke	H (Greensboro)	W	75-71
Jan. 25	7		North Carolina	H (Greensboro)	L	74-88
Jan. 28			Virginia	A	L	69-88
Feb. 1			East Tennessee St.	A	L	94-98
Feb. 4			Marquette	H	W	70-67
Feb. 6			Coppin State	H	W	69-52
Feb. 11	20		Georgia Tech	A	L	70-75
Feb. 16	8		North Carolina	A	L	76-99
Feb. 18			Old Dominion	H	W	88-83
Feb. 22			Clemson at	A	L	83-94
Feb. 25			at Maryland	A	W	75-61
Mar. 1			Virginia	H (Greensboro)	L	72-81
Mar. 4	20		NC State	H (Greensboro)	L	4ot 103-110
Mar. 10	7	*	Duke	Atlanta	L	64-88

^ Lobo Classic - Albuquerque, NM

## 1989-90

72-16 overall, 3-11 ACC

Date	Wf	Op	Opponent	Site	W/L	Score
Nov. 25			Davidson	H	W	84-65
Nov. 30			Evansville	A	W	ot 69-64
Dec. 2			Cornell	H	W	80-49
Dec. 5			^ Seton Hall	Greensboro	L	ot 74-76
Dec. 9			Campbell	H	W	77-43
Dec. 19			UNC Wilmington	H	W	61-56
Dec. 21	20		Alabama	H	W	67-65
Dec. 28		**	Purdue	Tucson, AZ	L	52-66
Dec. 30		**	Penn State	Tucson, AZ	L	63-67
Jan. 4			Maryland	A	L	82-88
Jan. 6	12		Georgia Tech	H	L	79-91

Jan. 10			East Tennessee St.	H	W	73-69
Jan. 13			Clemson	A	L	57-76
Jan. 15			Richmond	A	L	49-51
Jan. 18	19		NC State	H	L	57-61
Jan. 20	8		Duke	H	L	69-97
Jan. 22			North Carolina	A	L	61-73
Jan. 28			Virginia	H	L	ot 70-71
Feb. 3			Old Dominion	A	W	60-58
Feb. 7	16		Georgia Tech	A	L	70-79
Feb. 11			North Carolina	H	L	67-72
Feb. 13			William & Mary	H	W	77-52
Feb. 18	6		Duke	A	L	56-71
Feb. 21			Clemson	H	L	75-89
Feb. 24			Maryland	H	W	84-74
Mar. 1			Virginia	A	W	51-50
Mar. 4			NC State	A	W	93-91
Mar. 9			* Clemson	Charlotte, NC	L	70-79

^ ACC/Big East Challenge  
\*\* Fiesta Bowl Classic

## 1990-91

19-11 overall, 8-6 ACC  
NCAA Second Round

Date	Wf	Op	Opponent	Site	W/L	Score
Nov. 23			Howard	H	W	108-74
Nov. 24			Fairleigh Dickinson	H	W	67-55
Nov. 27	6		Alabama	A	L	ot 95-96
Dec. 1			Tulane	A	W	81-79
Dec. 6			^ Villanova	Chapel Hill, NC	L	82-91
Dec. 8			Davidson	A	W	72-56
Dec. 22			Richmond	H	W	82-56
Jan. 2			Maryland	H	W	74-62
Jan. 6	24		Georgia Tech	A	L	91-101
Jan. 9			Colorado	H	L	72-89
Jan. 12			Clemson	A	W	ot 93-88
Jan. 14	14		Duke	A	L	67-89
Jan. 19			NC State	H	W	97-76
Jan. 23	7		North Carolina	H	L	81-91
Jan. 28			Miami (FL)	H	W	72-66
Jan. 31			Winthrop	H	W	71-48
Feb. 2	15		Virginia	A	L	80-83
Feb. 4			William & Mary	A	W	93-74
Feb. 6			Bucknell	H	W	83-67
Feb. 9			Georgia Tech	H	W	86-74
Feb. 10	11		Virginia	H	W	74-66
Feb. 13	8		North Carolina	A	L	70-85
Feb. 16	5		Duke	H	W	86-77
Feb. 23			Maryland	A	L	78-86
Feb. 24			Clemson	H	W	81-55
Feb. 27			New Hampshire	H	W	65-49
Mar. 2			NC State	H	W	89-84
Mar. 8		*	Virginia	Charlotte, NC	L	66-70
Mar. 15		#	Louisiana Tech	Atlanta	W	71-65
Mar. 17	24	#	Alabama	Atlanta	L	88-96

^ ACC/Big East Challenge

## 1991-92

17-12 overall, 7-9 ACC  
NCAA First Round

Date	Wf	Op	Opponent	Site	W/L	Score
Nov. 23	22		UNC Greensboro	H	W	87-59
Nov. 25	22		The Citadel	H	W	97-57
Nov. 30	22		Fairfield	H	W	91-62
Dec. 2	23	12	^ Connecticut	A	L	75-84
Dec. 7	23		Fairleigh Dickinson	A	W	66-43
Dec. 18	21		VMI	H	W	74-43
Dec. 21	21		Richmond	A	W	74-60
Jan. 4	20		Clemson	A	W	73-58
Jan. 6	19		Samford	H	W	74-45
Jan. 8	19		Virginia	A	L	53-58
Jan. 11	19		Florida State	H	L	ot 85-88
Jan. 16	14		North Carolina	H	L	79-90
Jan. 18	16		Georgia Tech	H	W	86-72
Jan. 22			Maryland	A	W	86-76
Jan. 25	1		Duke	A	L	68-84
Jan. 29			NC State	H	W	86-73
Feb. 1	23		Florida State	A	L	78-79
Feb. 3	14		Tulane	H	W	69-66
Feb. 8	9		North Carolina	A	L	78-80
Feb. 12			Clemson	H	W	60-48
Feb. 15			Virginia	H	W	69-60
Feb. 19			Davidson	H	W	76-62
Feb. 23	1		Duke	H	W	72-68
Feb. 27			Georgia Tech	A	L	61-80
Mar. 1			Temple	H	W	83-75
Mar. 5			Maryland	H	L	66-77
Mar. 7			NC State	A	L	74-77
Mar. 13	20	*	North Carolina	Charlotte, NC	L	65-80
Mar. 20		#	Louisville	Tempe, AZ	L	58-81

^ ACC/Big East Challenge

## 1992-93

21-9 overall, 10-6 ACC  
NCAA Final 16  
Final ranking: 16th (AP), 14th (USA Today/CNN)

Date	Wf	Op	Opponent	Site	W/L	Score
Dec. 1			Radford	H	W	81-62
Dec. 5			Vermont	H	W	95-76
Dec. 15			Rhode Island	H	W	69-65
Dec. 19			Richmond	H	W	88-74
Dec. 22			^ California	A (Oakland)	L	65-81
Dec. 28	**		Davidson	A (Charlotte)	W	71-52
Dec. 30			Lafayette	H	W	74-47
Jan. 2			Mt. St. Mary's	H	W	76-65
Jan. 7			Winthrop	H	W	99-65
Jan. 9	23		Florida State	H	L	ot 72-74
Jan. 13	3		Duke	H	L	59-86
Jan. 16			Maryland	A	W	86-73
Jan. 21	16		Georgia Tech	A	W	81-58
Jan. 24			Clemson	H	W	74-56
Jan. 27	15		Virginia	A	W	75-73
Jan. 30	3		North Carolina	H	W	88-62
Feb. 4	13		NC State	A	W	65-54
Feb. 7	13		Temple	A	W	106-69
Feb. 10	9	10	Florida State	A	L	94-111
Feb. 13	9	3	Duke	A	W	98-86
Feb. 17	10		Maryland	H	W	88-64
Feb. 20	10		Georgia Tech	H	L	58-69
Feb. 24	12		Clemson	A	L	74-76
Feb. 27	12	22	Virginia	H	W	58-56
Mar. 3	14	1	North Carolina	A	L	65-83
Mar. 6	14		NC State	H	W	80-68
Mar. 12	12	*	Virginia	Charlotte, NC	L	57-61
Mar. 19	16	#	Chattanooga	Nashville, TN	W	81-58
Mar. 21	16	13	# Iowa	Nashville, TN	W	84-78
Mar. 25	16	2	# Kentucky	Charlotte, NC	L	69-103


^ Oakland Coliseum  
\*\* Charlotte Coliseum

## 1993-94

21-12 overall, 9-7 ACC  
NCAA Second Round

Date	Wf	Op	Opponent	Site	W/L	Score
Nov. 25			^ Alaska	A	L	68-70
Nov. 26			^ Hawaii	Anchorage, AK	W	78-49
Nov. 27			^ Wisc.-Green Bay	Anchorage, AK	W	ot 61-58
Dec. 1			Winthrop	H	W	75-59
Dec. 4			Richmond	H	W	71-65
Dec. 6			Davidson	H	W	77-68
Dec. 8			Vanderbilt	A	L	ot 83-91
Dec. 19			Appalachian State	H	W	83-78
Dec. 22			Marshall	H	W	82-60
Dec. 30			California	H	L	72-73
Jan. 3			Canisius	H	W	75-51
Jan. 5			VMI	H	W	72-44
Jan. 8			Florida State	A	W	90-66
Jan. 13	2		Duke	A	W	69-68
Jan. 15			Maryland	H	L	58-61
Jan. 19	17		Georgia Tech	H	W	67-63
Jan. 22			Clemson	A	L	68-75
Jan. 26			Virginia	H	L	59-61
Jan. 30	4		North Carolina	A	L	61-85
Feb. 2			NC State	H	W	72-60
Feb. 5			Rhode Island	A	W	72-59
Feb. 10			Florida State	H	W	77-69
Feb. 13	2		Duke	H	W	78-69
Feb. 16			Maryland	A	L	58-81
Feb. 19	25		Georgia Tech	A	L	69-71
Feb. 22			Clemson	H	W	80-69
Feb. 26			Virginia	A	W	63-45
Mar. 2	5		North Carolina	H	W	68-61
Mar. 5			NC State	A	L	63-71
Mar. 11		*	Georgia Tech	Charlotte, NC	W	74-49
Mar. 12	4	*	North Carolina	Charlotte, NC	L	ot 84-86
Mar. 17		#	Charleston	Lexington, KY	W	68-58
Mar. 19	13	#	Kansas	Lexington, KY	L	58-69

^ Great Alaska Shootout





# YEAR-BY-YEAR RESULTS

## 1994-95

26-6 overall, 12-4 ACC

NCAA Final 16

ACC CHAMPIONS

ACC Regular Season Champions

Final ranking: 3rd (AP), 9th (USA Today/CNN)

Date	Wf	Op	Opponent	Site	W/L	Score
Nov. 26	24		UNC Greensboro	H	W	75-55
Nov. 29	21		Davidson	A	W	74-62
Dec. 3	21	6	Florida	H (Greensboro)	L	70-81
Dec. 5	25		Canisius	A	W	74-60
Dec. 8	25		Richmond	A	W	53-49
Dec. 17	21		Charleston	H	W	74-64
Dec. 20	19		The Citadel	H	W	81-58
Dec. 30	18		Marshall	H	W	95-59
Jan. 7	18		Florida State	H	W	72-64
Jan. 11	14	11	Duke	H	W	74-64
Jan. 14	14	9	Maryland	A	L	66-76
Jan. 17	15	22	Georgia Tech	A	L	65-67
Jan. 21	15		Clemson	H	W	69-60
Jan. 25	16	15	Virginia	A	W	71-70
Jan. 28	16	3	North Carolina	H	L	61-62
Jan. 29	16		Vanderbilt	H	W	63-51
Feb. 1	14		NC State	A	W	69-61
Feb. 4	14		Winthrop	A	W	68-54
Feb. 8	11		Florida State	A	L	67-69
Feb. 11	11		Duke	A	W	62-61
Feb. 15	14	7	Maryland	H	W	63-54
Feb. 18	14	18	Georgia Tech	H	W	73-62
Feb. 22	10		Clemson	A	W	64-52
Feb. 26	10	11	Virginia	H	W	66-63
Feb. 28	9	2	North Carolina	A	W	79-70
Mar. 4	9		NC State	H	W	83-68
Mar. 10	7		* Duke	Greensboro	W	87-70
Mar. 11	7	11	* Virginia	Greensboro	W	77-68
Mar. 12	7	4	* North Carolina	Greensboro	W	ot 82-80
Mar. 16	3		# N. Carolina A&T	Baltimore	W	79-47
Mar. 18	3		# Saint Louis	Baltimore	W	64-59
Mar. 24	3	14	# Oklahoma State	East Rutherford	L	66-71

## 1995-96

26-6 overall, 12-4 ACC

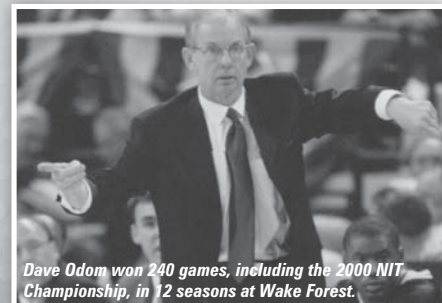
Final ranking: 9th (AP), 9th (USA Today)

ACC CHAMPIONS

NCAA Final Eight

Date	Wf	Op	Opponent	Site	W/L	Score
Nov. 25	11		Mount St. Mary's	H	W	75-62
Nov. 29	10		^ Oklahoma State	Auburn Hills, MI	W	69-53
Dec. 2	10		Lehigh	H	W	68-53
Dec. 6	10	3	Massachusetts	A	L	46-60
Dec. 9	10		Florida	A	W	77-53
Dec. 18	12		Appalachian State	H	W	91-50
Dec. 21	12	13	Utah	H	W	60-56
Jan. 2	12		Furman	H	W	81-49
Jan. 6	12		Florida State	A	W	ot 75-73
Jan. 10	8	19	Duke	A	W	57-54
Jan. 13	8		Maryland	H	W	77-64
Jan. 15	8		Richmond	H	W	71-60
Jan. 17	6		Georgia Tech	H	W	66-63
Jan. 21	6	19	Clemson	A	L	41-55
Jan. 24	9		Virginia	H	W	81-64
Jan. 27	9	11	North Carolina	A	L	59-65
Jan. 31	12		NC State	H	W	66-62
Feb. 7	9		Florida State	H	W	81-67
Feb. 11	9		Duke	H	W	79-65
Feb. 15	8		Maryland	A	W	85-78
Feb. 17	8		Georgia Tech	A	L	63-64
Feb. 21	10		Clemson	H	W	68-48
Feb. 24	10		Virginia	A	L	49-67
Feb. 27	13	19	North Carolina	H	W	84-60
Mar. 2	13		NC State	A	W	72-70
Mar. 8	12		* Virginia	Greensboro	W	70-60
Mar. 9	12		* Clemson	Greensboro	W	68-60
Mar. 10	12	18	* Georgia Tech	Greensboro	W	75-74
Mar. 15	9		# NE Louisiana	Milwaukee	W	62-50
Mar. 17	9		# Texas	Milwaukee	W	65-62
Mar. 21	9		# Louisville	Minneapolis	W	60-59
Mar. 23	9	2	# Kentucky	Minneapolis	L	63-83

^ Great Eight - Auburn Hills, MI



Dave Odom won 240 games, including the 2000 NIT Championship, in 12 seasons at Wake Forest.

## 1996-97

24-7 overall, 11-5 ACC

Final ranking: 9th (AP), 9th (USA Today)

NCAA Second Round

Date	Wf	Op	Opponent	Site	W/L	Score
Nov. 24	3		VMI	H	W	92-63
Nov. 25	3		The Citadel	A	W	86-52
Nov. 29	3		Davidson	H	W	69-45
Dec. 1	3		Richmond	A	W	80-55
Dec. 3	2		^ Mississippi State	Chicago	W	74-43
Dec. 7	2		NC State	A	W	53-45
Dec. 14	2		Massachusetts	H	W	71-47
Dec. 21	2		Campbell	H	W	90-53
Dec. 31	2	7	Utah	A	W	70-59
Jan. 4	2	11	North Carolina	H	W	81-57
Jan. 8	2		Georgia Tech	A	W	73-63
Jan. 11	2	10	Duke	A	W	81-69
Jan. 15	2		Virginia	H	W	58-54
Jan. 19	2	11	Maryland	H	L	51-54
Jan. 23	4	2	Clemson	A	W	65-62
Jan. 25	4		Florida State	H	W	61-58
Jan. 28	2		Virginia Tech	H	W	61-44
Jan. 29	2		Wofford	H	W	68-51
Feb. 1	2	7	Maryland	A	W	74-69
Feb. 5	2	8	Duke	H	L	68-73
Feb. 9	2		Missouri	A	W	73-65
Feb. 12	2	7	Clemson	H	W	55-49
Feb. 16	2		NC State	H	L	ot 59-60
Feb. 19	4	12	North Carolina	A	L	60-74
Feb. 22	4		Virginia	A	W	66-60
Feb. 25	5		Georgia Tech	H	W	71-55
Mar. 1	5		Florida State	A	L	55-59
Mar. 7	8		* Florida State	Greensboro	W	66-65
Mar. 8	8	5	* North Carolina	Greensboro	L	73-86
Mar. 14	9		# St. Mary's	Tucson, AZ	W	68-46
Mar. 16	9	21	# Stanford	Tucson, AZ	L	66-72

^ Great Eight

## 1997-98

16-14 overall, 7-9 ACC

NIT Second Round

Date	Wf	Op	Opponent	Site	W/L	Score
Nov. 15			VMI	H	W	88-70
Nov. 17			Navy	H	W	67-43
Nov. 21			^ Georgetown	Springfield, MA	W	56-54
Nov. 24			Liberty	H	W	81-47
Nov. 29			Richmond	H	W	71-67
Dec. 3	22		Davidson	A	W	61-56
Dec. 6	22	11	Utah	H	L	53-62
Dec. 17	23		Marshall	A	L	66-73
Dec. 19	23	19	** Princeton	East Rutherford	L	64-69
Dec. 22			Radford	H	W	85-53
Jan. 4			Virginia	A (Richmond)	L	ot 64-73
Jan. 8		24	Clemson	H	W	70-66
Jan. 10			Georgia Tech	A	L	63-70
Jan. 14		2	Duke	H	L	52-88
Jan. 17			Maryland	H	W	72-60
Jan. 22			Florida State	A	L	59-83
Jan. 25			Missouri	H	W	74-65
Jan. 27			Virginia	H	W	62-55
Jan. 31		2	North Carolina	H	L	73-79
Feb. 4			NC State	A	W	68-62
Feb. 7			Clemson	A	L	46-71
Feb. 11			Georgia Tech	H	L	76-77
Feb. 14		2	Duke	A	L	47-78
Feb. 19		25	Maryland	A	W	83-79
Feb. 21			Florida State	H	W	69-68
Feb. 24		3	North Carolina	A	L	53-72
Mar. 1			NC State	H	W	71-57
Mar. 6			* Clemson	Greensboro	L	56-75
Mar. 12			* NC Wilmington	H	W	56-52
Mar. 17			* Vanderbilt	H	L	68-72

^ Tipoff Classic - Springfield, MA

\*\* Jimmy V Classic - East Rutherford, NJ

## 1998-99

17-14 overall, 7-9 ACC

NIT Second Round

Date	Wf	Op	Opponent	Site	W/L	Score
Nov. 10			^ Illinois	New York (msg)	W	ot 75-73
Nov. 11		7	^ Temple	New York (msg)	L	48-59
Nov. 18			UNC Greensboro	H	W	82-45
Nov. 21			Mercer	H	W	81-66
Nov. 24			William & Mary	H	W	75-57
Nov. 27			Davidson	H	W	59-58
Nov. 30			VMI	A	W	75-61
Dec. 3		2	Maryland	A	L	69-92
Dec. 12			Virginia Tech	A	W	52-47
Dec. 16			Coastal Carolina	H	W	73-46
Dec. 19			East Tennessee St.	H	W	77-53
Dec. 23		19	Arkansas	H	L	59-75
Dec. 28			Utah	A	L	45-63
Jan. 2			Virginia	H	W	69-53
Jan. 9		21	Clemson	A	W	64-61
Jan. 13		2	Duke	H	L	72-82
Jan. 16			Georgia Tech	A	L	61-74

Jan. 20			Florida State	A	L	68-74
Jan. 23	10		North Carolina	H	L	40-52
Jan. 28			NC State	A	L	59-70
Jan. 31	4		Maryland	H	W	85-72
Feb. 3			Virginia	A	L	54-64
Feb. 10			Clemson	H	W	79-69
Feb. 13	1		Duke	A	L	71-102
Feb. 16			Georgia Tech	H	W	67-58
Feb. 20			Florida State	H	W	67-65
Feb. 23	14		North Carolina	A	L	ot 65-68
Feb. 28			NC State	H	W	74-45
Mar. 5			* NC State	Charlotte, NC	L	52-66
Mar. 10			% Alabama	H	W	73-57
Mar. 15			% Xavier	A	L	76-87

^ Coaches vs Cancer Classic

## 1999-2000

22-14 overall, 7-9 ACC

NIT Champions

Date	Wf	Op	Opponent	Site	W/L	Score
Nov. 20			Campbell	H	W	87-45
Nov. 22			Navy	A	W	90-55
Nov. 27			MD-Eastern Shore	H	W	85-60
Nov. 30			^ Wisconsin	H	W	67-48
Dec. 4		10	Temple	H	W	77-72
Dec. 11	18		Georgia	Atlanta	L	67-68
Dec. 15	25		UNC Greensboro	H	W	71-62
Dec. 17	25		High Point	H	W	79-35
Dec. 20	23		Arkansas	A	W	70-64
Dec. 28	19		** Oregon	Honolulu, HI	L	66-67
Dec. 29	19		** Ohio	Honolulu, HI	W	ot 84-78
Dec. 30	19		** Villanova	Honolulu, HI	L	57-70
Jan. 4			Florida State	H	L	64-66
Jan. 9			Clemson	A	W	67-53
Jan. 12		13	North Carolina	H	W	66-57
Jan. 16			NC State	A	L	56-76
Jan. 19		24	Maryland	A	L	51-73
Jan. 22		5	Duke	H	L	61-75
Jan. 27			Georgia Tech	A	W	60-46
Jan. 30			Virginia	H	L	67-76
Feb. 2			Davidson	A	L	ot 49-54
Feb. 5			Florida State	A	L	61-66
Feb. 8			Clemson	H	W	79-63
Feb. 12			North Carolina	A	L	64-87
Feb. 15			NC State	H	W	71-53
Feb. 19		22	Maryland	H	L	67-73
Feb. 22		2	Duke	A	L	78-96
Feb. 27			Georgia Tech	H	W	76-64
Mar. 2			Virginia	A	W	80-75
Mar. 10			* North Carolina	Charlotte	W	58-52
Mar. 11		3	* Duke	Charlotte	L	73-82
Mar. 14			% Vanderbilt	A	W	83-68
Mar. 21			% New Mexico	H	W	72-65
Mar. 24			% California	H (Greensboro)	W	76-59
Mar. 28		</				





# YEAR-BY-YEAR RESULTS



## DINO GAUDIO

Head Coach: 2008-10  
61-31 (.664)  
3 seasons

### 2007-08

17-13 overall, 7-9 ACC

Date	Wf	Op	Opponent	Site	W/L	Score
Nov. 9			Fairfield	H	W	85-60
Nov. 19			N.C. Central	H	W	75-58
Nov. 23			Winston-Salem St.	H	W	73-53
Nov. 26			^ Iowa	A	W	56-47
Nov. 29			Charlotte	A	L	59-63
Dec. 1			USC Upstate	H	W	72-48
Dec. 5		23	Vanderbilt	A	L	80-83
Dec. 8			Georgia	A	L	50-72
Dec. 16			Bucknell	H	W	72-56
Dec. 19			South Florida	H	W	74-61
Dec. 23			Virginia Tech	H	W	77-75
Dec. 30			Air Force	H	W	78-67
Jan. 2			Presbyterian	H	W	70-58
Jan. 8			Brigham Young	H	W	79-62
Jan. 12			Boston College	A	L	73-112
Jan. 15			Maryland	A	L	64-71
Jan. 20			Florida State	H	W	74-57
Jan. 22			Clemson	A	L	ot 75-80
Jan. 29			Miami	H	W	70-68
Feb. 3			NC State	A	L	65-67
Feb. 6			Georgia Tech	H	L	83-89
Feb. 9			Virginia	H	W	80-64
Feb. 14			Florida State	A	W	78-70
Feb. 17		2	Duke	H	W	86-73
Feb. 24		3	North Carolina	A	L	73-89
Feb. 28			Maryland	H	L	70-74
Mar. 1			Georgia Tech	A	L	ot 79-87
Mar. 4			Virginia Tech	A	L	58-80
Mar. 8			NC State	H	W	78-67
Mar. 13			* Florida State	Charlotte, NC	L	60-70

^ ACC/Big Ten Challenge

### 2008-09

24-7 overall, 11-5 ACC

Final ranking: 12th (AP), 20th (ESPN/USA Today)

NCAA First Round

Date	Wf	Op	Opponent	Site	W/L	Score
Nov. 14	21		N.C. Central	H	W	94-48
Nov. 19	20		UNC Wilmington	H	W	120-88
Nov. 24	19		Winston-Salem St.	H	W	62-31
Nov. 27	19		^ Cal State Fullerton	Anaheim, CA	W	75-69
Nov. 28	19		^ UTEP	Anaheim, CA	W	82-79
Nov. 30	19		^ Baylor	Anaheim, CA	W	87-74
Dec. 3	15		**Indiana	H	W	83-58
Dec. 6	15		Bucknell	H	W	81-52
Dec. 14	11		Wright State	H	W	66-53
Dec. 19	10		Richmond	A	W	86-79
Dec. 22	6		East Carolina	A	W	94-54
Dec. 30	6		Radford	H	W	83-61
Jan. 3	6		Brigham Young	A	W	94-87
Jan. 11	4	3	North Carolina	H	W	92-89
Jan. 14	2		Boston College	A	W	83-63
Jan. 17	2	10	Clemson	A	W	78-68
Jan. 21	1		Virginia Tech	H	L	71-78
Jan. 28	6	1	Duke	H	W	70-68
Jan. 31	6		Georgia Tech	A	L	74-76
Feb. 4	7		Miami	A	L	52-79
Feb. 8	7		Boston College	H	W	93-76
Feb. 11	7		NC State	A	L	76-82
Feb. 14	7	25	Florida State	H	W	86-63
Feb. 18	8		Georgia Tech	H	W	87-69
Feb. 21	8	9	Duke	A	L	91-101
Feb. 26	13		NC State	H	W	85-78
Feb. 28	13		Virginia	A	W	70-60
Mar. 3	10		Maryland	A	W	65-63
Mar. 8	10	18	Clemson	H	W	96-88
Mar. 13	8		*Maryland	Atlanta, GA	L	64-75
Mar. 20	12		#Cleveland State	Miami, FL	L	69-84

^ 76 Classic

\*\* ACC/Big Ten Challenge



Skip Prosser (left) and Dino Gaudio coached alongside one another for 17 seasons, including six years at Wake Forest.

### 2009-10

20-11 overall, 9-7 ACC

NCAA 2nd Round

Date	Wf	Op	Opponent	Site	W/L	Score
Nov. 13			Oral Roberts	H	W	76-56
Nov. 15			East Carolina	A (Greensboro)	W	89-58
Nov. 18			High Point	H	W	83-60
Nov. 24			Winston-Salem St.	H	W	76-52
Nov. 28			William & Mary	H	L	68-78
Dec. 1		4	^ Purdue	A	L	58-69
Dec. 5		17	Gonzaga	A	W	77-75
Dec. 13			Elon	H	W	90-50
Dec. 16			UNC Wilmington	A	W	80-69
Dec. 20			NC State	H	W	67-59
Dec. 28			UNC Greensboro	A	W	75-60
Dec. 31			Richmond	H	W	ot 74-68
Jan. 3			**Xavier	H	W	2ot 96-92
Jan. 9			Miami	A	L	66-67
Jan. 12			Maryland	H	W	ot 85-83
Jan. 17			Duke	A	L	70-90
Jan. 20		8	North Carolina	A	W	82-69
Jan. 23			Virginia	H	W	69-57
Jan. 28		22	Georgia Tech	A	L	58-79
Feb. 2			Miami	H	W	62-53
Feb. 6			Virginia	A	W	ot 64-61
Feb. 9			Boston College	H	W	92-85
Feb. 13		20	Georgia Tech	H	W	75-64
Feb. 16		23	Virginia Tech	A	L	83-87
Feb. 20		23	NC State	A	L	54-68
Feb. 27			North Carolina	H	L	68-77
Mar. 3			Florida State	A	L	47-51
Mar. 7			Clemson	H	W	70-65
Mar. 11			*Miami	Greensboro	L	62-83
Mar. 18			#Texas	N. Orleans, LA	W	ot 81-80
Mar. 20		2	#Kentucky	N. Orleans, LA	L	60-90

^ ACC/Big Ten Challenge

\*\* Skip Prosser Classic



Jeff Bzdelik took the reins of the Wake Forest program prior to the 2010-11 season.



## JEFF BZDELIK

Head Coach: 2011-current  
21-42 (.333)  
2 seasons

### 2010-11

8-24 overall, 1-15 ACC

Date	Wf	Op	Opponent	Site	W/L	Score
Nov. 12			Stetson	H	L	79-89
Nov. 15			+ Hampton	H	W	63-56
Nov. 16			+VCU	H	L	69-90
Nov. 20			Elon	A (Greensboro)	W	89-70
Nov. 22			+Winthrop	H	L	74-83
Nov. 23			+Marist	H	W	81-59
Nov. 30			^ Iowa	H	W	76-73
Dec. 4			Holy Cross	H	W	75-64
Dec. 12			UNC Wilmington	A (Greensboro)	L	69-81
Dec. 15			UNC Greensboro	H	W	69-67
Dec. 18			**Xavier	A	L	75-83
Dec. 21			Presbyterian	H	L	64-66
Dec. 29			Richmond	A	L	74-90
Jan. 2			Gonzaga	H	L	63-73
Jan. 5			High Point	H	W	79-63
Jan. 8			NC State	A	L	69-90
Jan. 12			Maryland	H	L	55-74
Jan. 15			Virginia Tech	A	L	65-94
Jan. 19			Georgia Tech	A	L	39-74
Jan. 22		4	Duke	H	L	59-83
Jan. 29			Virginia	H	W	76-71
Feb. 1			Florida State	A	L	61-85
Feb. 5			Maryland	A	L	70-91
Feb. 9			Miami	H	L	73-74
Feb. 13			NC State	H	L	55-80
Feb. 15		19	North Carolina	A	L	64-78
Feb. 19			Florida State	H	L	66-84
Feb. 22			Virginia Tech	H	L	62-76
Feb. 26			Clemson	A	L	49-63
Mar. 3			Georgia Tech	H	L	54-80
Mar. 6			Boston College	A	L	68-84
Mar. 10			*Boston College	Greensboro	L	67-81

^ ACC/Big Ten Challenge

\*\* Skip Prosser Classic

### 2011-12

13-18 overall, 4-12 ACC

Date	Wf	Op	Opponent	Site	W/L	Score
Nov. 11			Loyola (Md.)	H	W	75-63
Nov. 16			Georgia Southern	H	W	81-72
Nov. 20			N.C. Central	H	W	93-79
Nov. 24			^ Dayton	Orlando, FL	L	76-80
Nov. 25			^ Arizona State	Orlando, FL	L	56-84
Nov. 27			^ Texas Tech	Orlando, FL	W	70-61
Nov. 30			**Nebraska	A	W	55-53
Dec. 3			Richmond	H	L	62-70
Dec. 7			High Point	A	W	87-83
Dec. 10			Seton Hall	A	L	54-68
Dec. 18			Gardner-Webb	H	W	67-59
Dec. 21			UNC Wilmington	H	W	87-78
Dec. 29			Yale	H	W	72-71
Jan. 2			Wofford	H	L	52-56
Jan. 7			Virginia Tech	H	W	58-55
Jan. 11			Maryland	H	L	64-70
Jan. 14			NC State	A	L	40-76
Jan. 19		4	Duke	A	L	73-91
Jan. 21			Boston College	A	W	71-56
Jan. 25		23	Florida State	H	L	52-75
Jan. 28			Clemson	A	L	60-71
Jan. 31		5	North Carolina	H	L	53-68
Feb. 4			NC State	A	L	76-87
Feb. 8		19	Virginia	A	L	44-68
Feb. 11			Clemson	H	L	58-78
Feb. 15			Georgia Tech	H	W	59-50
Feb. 18			Miami	A	L	56-74
Feb. 25			Boston College	H	W	85-56
Feb. 28		4	Duke	H	L	71-79
Mar. 3			Georgia Tech	A	L	62-69
Mar. 8			*Maryland	Atlanta	L	60-82

^ Old Spice Classic

\*\* ACC/Big Ten Challenge