

Swine and Seasonal Flu Monitor

人類豬型流感及季節性流感直擊



Swine and Seasonal Flu Monitor is a weekly report produced by the Respiratory Disease Office of the Centre for Health Protection. It summarizes and monitors the weekly situation of Human Swine Influenza (HSI) and seasonal influenza in Hong Kong.

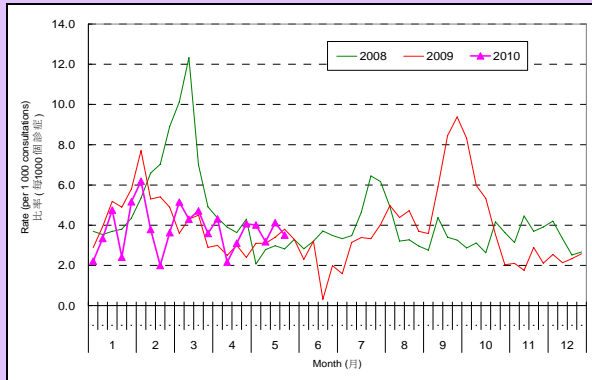
人類豬型流感及季節性流感直擊是由衛生防護中心呼吸疾病辦事處每星期出版有關人類豬型流感及季節性流感的資訊的總結報告。

Local situation of influenza (as of May 26, 2010)

本港流感的情況 (截至2010年5月26日)

- On May 24, 2010, the Government decided to stand down the pandemic response level from the 'Emergency' to the 'Alert' Response Level under the 3-tiered Framework of Government's Preparedness Plan for Influenza Pandemic.
在二零一零年五月二十四日，香港特別行政區政府決定把「政府流感大流行應變計劃的架構」中的三級應變級別由「緊急」級別調低至「戒備」級別。
- The latest surveillance data showed that the overall influenza activity (including seasonal influenza and human swine influenza (HSI)) in week 21 (May 16 to 22, 2010) remained at a low level.
最新的監測數據顯示第21週 (二零一零年五月十六日至五月二十二日) 的整體流感活躍程度(包括季節性流感及人類豬型流感)保持在低水平。
- There was no severe HSI case recorded in week 21 (May 16 to 22, 2010). A total of 282 severe HSI cases were recorded since May 1, 2009. These severe cases included 171 males and 111 females with ages ranged from 30 days to 95 years (median: 51.5 years).
第21週 (二零一零年五月十六日至五月二十二日)，沒有人類豬型流感嚴重個案的報告。自二零零九年五月一日，共有282宗人類豬型流感的嚴重個案，涉及171名男性及111名女性，年齡介乎30日至95歲 (中位數: 51.5歲)。
- In week 21 (May 16 to 22, 2010), no HSI fatal case was recorded. A total of 80 fatal cases were recorded since May 1, 2009. They were 56 males and 24 females, with ages ranged from 1 to 95 years (median: 56 years).
第21週 (二零一零年五月十六日至五月二十二日)，沒有人類豬型流感死亡個案的報告。自二零零九年五月一日，共有80宗人類豬型流感的死亡個案，涉及56名男性及24名女性，年齡介乎1歲至95歲 (中位數: 56歲)。

Figure 1: Influenza-like illness surveillance among sentinel general outpatient clinics[#], 2008-10
圖一：定點普通科診所的流感樣病例監測[#]，2008-10



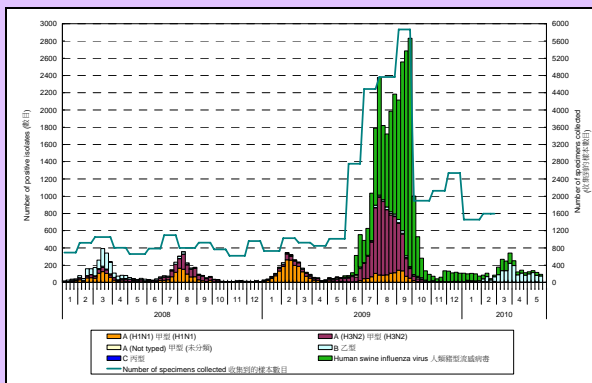
In week 21 (May 16 to 22, 2010), the average consultation rates for influenza-like illness (ILI) among sentinel general outpatient clinics (GOPCs) were 3.5[#] (per 1,000 consultations) (Figure 1).

第 21 週 (二零一零年五月十六日至五月二十二日)，定點普通科診所呈報的流感樣病例個案平均數為 3.5 宗[#] (每千名求診個案計) (圖一)。

[#] During the operation of the 8 Designated Flu Clinics (DFCs) from week 25 of 2009 to week 21 of 2010, statistics from the eight DFCs were not included in the ILI surveillance among sentinel GOPCs.

在八間指定流感診所運作期間(由 2009 年的第 25 週至 2010 年的第 21 週)，定點普通科診所的流感樣病例監測沒有包括八間指定流感診所的統計數字。

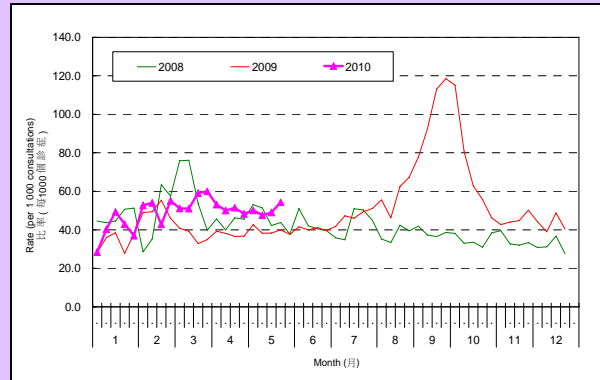
Figure 3: Influenza virus detections (Laboratory surveillance), 2008-10
圖三：流行性感冒病毒化驗數目 (實驗室監測)，2008-10



The number of influenza viruses detected in week 21 (May 16 to 22, 2010) was 93. Laboratory surveillance detected 17 human swine influenza viruses, 1 influenza A (H3) virus and 75 influenza B viruses (Figure 3).

第 21 週 (二零一零年五月十六日至五月二十二日)，實驗室檢測到流行性感冒病毒的樣本數目為 93 個。實驗室監測共發現 17 個人類豬型流感病毒樣本、1 個甲型(H3)流感病毒樣本及 75 個乙型流行性感冒病毒樣本 (圖三)。

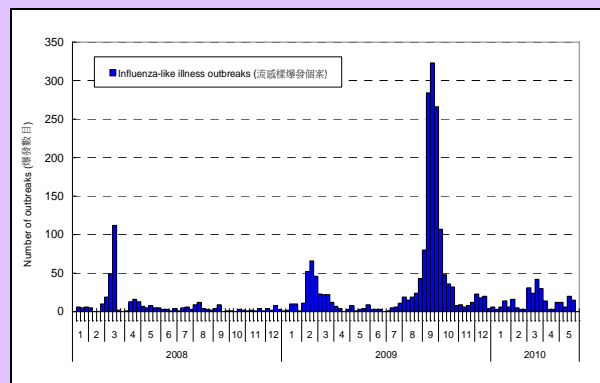
Figure 2: Influenza-like illness surveillance among sentinel private doctors, 2008-10
圖二：定點私家醫生的流感樣病例監測，2008-10



In week 21 (May 16 to 22, 2010), the average consultation rates for ILI among sentinel private doctors were 54.3 (per 1,000 consultations) (Figure 2).

第 21 週 (二零一零年五月十六日至五月二十二日)，定點私家醫生呈報的流感樣病例個案平均數為 54.3 宗 (每千名求診個案計) (圖二)。

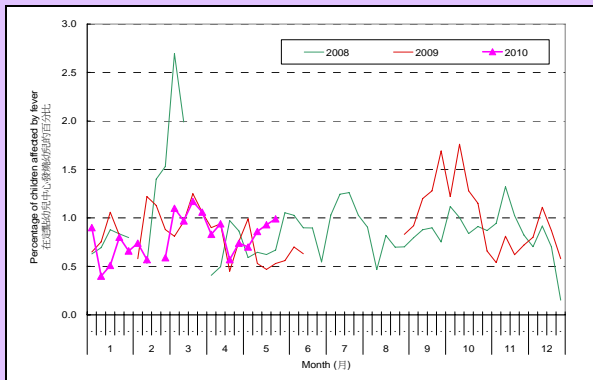
Figure 4: Influenza-like illness outbreak monitoring, 2008-10
圖四：流感樣爆發監測，2008-10



In week 21 (May 16 to 22, 2010), 15 ILI outbreaks were recorded. In the first 4 days of week 22, 2010 (as of May 26), 8 ILI outbreaks were recorded (Figure 4).

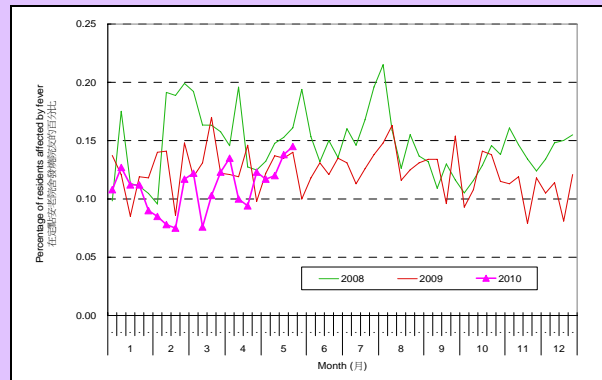
第 21 週 (二零一零年五月十六日至五月二十二日)，本中心錄得 15 宗流感樣爆發的報告。2010 年第 22 週的首 4 天 (截至五月二十六日為止) 共有 8 宗流感樣爆發的報告 (圖四)。

Figure 5: Fever surveillance at sentinel child care centres, 2008-10
圖五: 定點幼兒中心的發燒監測, 2008-10



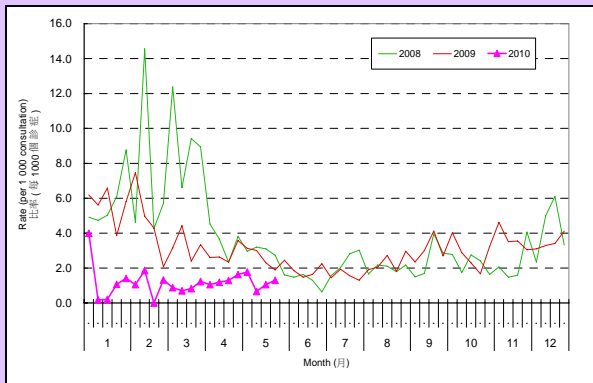
In week 21 (May 16 to 22, 2010), 0.99% of children in the sentinel child care centres had fever (Figure 5).
 第 21 週 (二零一零年五月十六日至五月二十二日), 0.99% 定點幼兒中心的幼兒出現發燒徵狀 (圖五)。

Figure 6: Fever surveillance at sentinel Residential Care Homes for the Elderly, 2008-10
圖六: 定點安老院舍的發燒監測, 2008-10



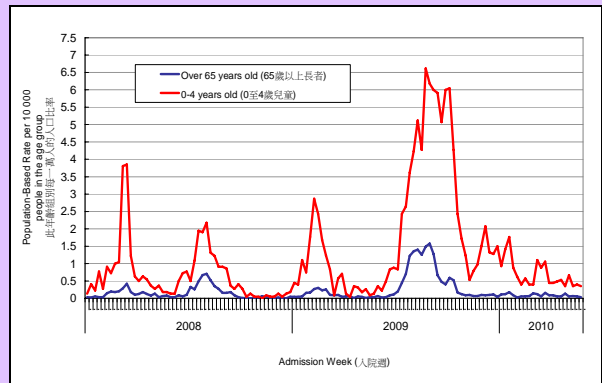
In week 21 (May 16 to 22, 2010), 0.15% of residents in the sentinel residential care homes for the elderly had fever (Figure 6).
 第 21 週 (二零一零年五月十六日至五月二十二日), 0.15% 定點安老院舍的院友出現發燒徵狀 (圖六)。

Figure 7: Influenza-like illness surveillance among sentinel Chinese Medicine Practitioners, 2008-10
圖七: 中醫師的疑似流感監測, 2008-10



In week 21 (May 16 to 22, 2010), the average consultation rates for ILI among Chinese Medicine Practitioners were 1.30 per 1,000 consultations (Figure 7).
 第 21 週 (二零一零年五月十六日至五月二十二日), 定點中醫師呈報的疑似流感個案平均數為 1.30 (每千名求診個案計) (圖七)。

Figure 8: Hospital admission rates with principal diagnosis of influenza*, 2008-10
圖八: 主要診斷為流感的病人入院率*, 2008-10



In week 21 (May 16 to 22, 2010), hospital admission rate due to influenza for the elderly 65 years old or above was 0.033 (per 10,000 people in the age group) (blue line in Figure 8) and that for children aged 0 to 4 years was 0.353 (per 10,000 people in the age group) (red line in Figure 8).
 第 21 週 (二零一零年五月十六日至五月二十二日), 65 歲或以上人士因流感而入院的比率為 0.033 (此年齡組別每一萬人的入口) (圖八: 藍色線)。0 至 4 歲小童因流感而入院的比率為 0.353 (此年齡組別每一萬人的入口) (圖八: 紅色線)。

Note: The data reported are provisional figures and subject to further revision.
 註: 現時報告的是臨時數據, 數據會因更新的資料作出修訂。

Report under paediatric surveillance programme

兒童監察安排的呈報

- In week 21 (May 16 to 22, 2010), no new report was received under the paediatric surveillance programme. For the first 4 days of week 22 (May 23 to 26, 2010), no new report was received from the programme.

在第21週 (二零一零年五月十六日至五月二十二日), 兒童監察安排沒有收到新個案。在第22週的首4天 (二零一零年五月二十三日至五月二十六日), 兒童監察安排亦沒有收到新個案。

Global Situation (As of May 21, 2010)

世界各地的情況(截至二零一零年五月二十一日)

- According to the World Health Organization, as of May 16, 2010, worldwide more than 214 countries and overseas territories/communities have reported laboratory confirmed cases of pandemic influenza H1N1 (2009), including over 18,097 deaths. (http://www.who.int/csr/don/2010_05_21/en/index.html)
根據世界衛生組織最新的更新(截至2010年5月16日), 全球有超過214個國家/領域/地區報告了實驗室確診的流感大流行H1N1(2009)感染病例, 其中包括至少18,097個死亡個案。(http://www.who.int/csr/don/2010_05_21/en/index.html)
- In the US and Canada (week ending May 15, 2010), influenza activity remained at low level. 美國和加拿大的流感活動保持在低水平(截至二零一零年五月十五日的一週)。
- In Europe (week ending May 16, 2010), influenza activity was low. 歐洲的流感活躍程度處於低水平(截至二零一零年五月十六日的一週)。
- In Australia (week ending May 14, 2010), pandemic influenza (H1N1) activity remained low. 流感大流行H1N1活躍程度保持在低水平(截至二零一零年五月十四日的一週)。

Source of data:

CDC FLUVIEW; Public Health Agency of Canada FluWatch and WHO/Europe EuropeFlu. Hospital Authority(*); ILI consultations in Sentinel Private Doctors and General Outpatient Clinics; positive influenza detections from Virology Division of Public Health Laboratory Services Branch; notifications of influenza outbreaks received from the Centre for Health Protection; Sentinel Surveillance Systems at Child Care Centres (CCC); Sentinel Surveillance Systems at Residential Care Homes for the Elderly (RCHE).