




THE PEOPLE. THE TRADITION. THE EXCELLENCE.
THE BUCKEYES.

2012 MEDIA INFORMATION





BASEBALL CONTACT



BRETT RYBAK
 Office Phone:
 614-292-1112

 Cell Phone:
 440-840-4962

 E-mail:
 rybak.13@osu.edu

ATHLETICS COMMUNICATIONS

Asst. AD of Comm. Dan Wallenberg
 Director Shelly Poe
 Associate Directors..... Jerry Emig, Leann Parker
 Assistant Directors... Alissa Clendenen, Kendra Lee, Danielle Warner, Adam Widman
 Interns..... Alex Morando, Brett Rybak
 Website..... OhioStateBuckeyes.com
 Main Office Phone 614-292-6861
 Baseball Contact Brett Rybak
 Office Phone..... 614-292-1112
 E-mail rybak.13@osu.edu
 Cell 440-840-4962
 Mailing Address 6th Floor, Fawcett Center
 2400 Olentangy River Road, Columbus, OH 43210

THE BIG TEN CONFERENCE OFFICE

Asst. Comr., Media Relations Scott Chipman
 Phone 847-696-1010
 E-mail schipman@bigten.org
 Baseball Contact Valerie Todryk Krebs
 Phone 847-696-1010
 E-mail vtodryk@bigten.org
 Fax/Web site 847-696-1110/bigten.org
 Mailing Address 1500 West Higgins Rd.
 Park Ridge, IL 60068-6300

THE OHIO STATE UNIVERSITY

Location..... Columbus, Ohio (pop. 1.5m)
 Founded 1870
 Enrollment 55,014 (Columbus campus)
 Nickname..... Buckeyes
 Colors Scarlet and Gray
 Mascot..... Brutus Buckeye
 Fight Song Across The Field
 Conference..... Big Ten (1913)
 President Gordon Gee (Utah, 1968)
 Faculty Representative..... John Bruno
 (Pittsburgh, 1975)

BASEBALL HISTORY

First Year 1881
 All-Time Record..... 2,354-1,522-38 (.608)
 National Championships..... 1 (1966)
 College World Series Appearances..... 4
 (1951-65-66-67)
 College World Series Record 9-7 (.563)
 NCAA Tournament Appearances..... 18
 . (1951-55-65-66-67-82-91-92-93-94-95-97-99-2001-
 02-03-05-07-09)
 NCAA Tournament Record 42-39 (.519)
 All-Time Big Ten Record..... 901-667-5 (.577)
 Big Ten Tournament Appearances..... 23
 (83-85-88-89-90-91-92-93-94-95-97-98-99-00-01- ...
 02-03-04-05-06-07-08-09-11)
 Big Ten Tournament Record 50-35 (.598)
 Big Ten Championships 15
 (1917-24-43-51-55-65-66-67-91-93-94-95-99-01-09)
 Big Ten Tournament Championships..... 8
 (1991-94-95-97-2002-03-05-07)

BASEBALL STAFF

Head Coach..... Greg Beals (Kent State, 1995)
 Career Record..... 269-229 (10th year)
 OSU /Big Ten Record..... 26-27/13-11 (Second year)
 Assistant Coach..... Chris Holick (Kent State, 1999)
 Pitching Coach Mike Stafford (Ohio State, 1998)
 Volunteer Asst..... Josh Newman (Ohio State, 2004)
 Office Assoc. (Phone).. Linda Welsh (614-292-1075)

CREDENTIAL REQUESTS

Ohio State reserves the right to deny media credentials to any individual who is not affiliated with an official, recognized news gathering organization. Please direct all credential requests to Brett Rybak via e-mail to rybak.13@osu.edu.

CREDENTIAL PICKUP

Credentials will be held at Bill Davis Stadium at the entrance located near the third base line unless prior arrangements have been worked out.

MEDIA PARKING

There are plenty of excellent and free parking spaces surrounding Bill Davis Stadium.

THE PRESS BOX

Take the steps or elevator to the second level and enter at the top of the grandstand. The press box entrance is the fifth door just past the Anne Hayes Memorial Suite.

OHIOSTATEBUCKEYES.COM

This is the official Internet website of the Ohio State University Athletics Department and it is continuously updated with baseball news and notes as well as all things Buckeye.

PRACTICE TIME

The Buckeyes practice daily from 2 to 4 p.m. prior to Spring Break and from 3-5 p.m. after. Monday will typically be an off day. Ohio State utilizes the indoor practice field at the Woody Hayes Athletic Center, the indoor hitting cages beneath the team offices on the third base side of the field and, of course, Bill Davis Stadium for its practices.

WEEKLY INTERVIEWS

Tuesday afternoon before practice is typically reserved for on-site media availability. Please contact Brett Rybak in the OSU Athletics Communications office to arrange all interviews with coaches and student-athletes. Please call at least one day in advance to allow enough time to make arrangements.

POSTGAME PROCEDURES

Postgame interviews will begin approximately 10 minutes after the final out of the game. Visiting coaches and players are available beneath the stands outside of the visiting team locker room. Media availability for OSU coaches and players will be in the players' lounge. A member of the OSU Athletics Communications staff will escort the media into the player lounge for interviews.

STADIUM TELEPHONE SERVICE

To order telephone lines, contact the Ohio State telephone service at (614) 292-8648. Two general lines are available for media use before, during and after games. One telephone line for visiting radio also is available.

PHOTO/VIDEO REQUESTS

Direct all photography and video requests to Brett Rybak at rybak.13@osu.edu. or (614) 292-1112.

2012 TEAM FACTS

2011 Overall Record..... 26-27
 2011 Big Ten Record..... 13-11
 Letterwinners Returning/Lost 15/7
 Starting Position Players Returning/Lost 6/3
 Pitchers Returning/Lost..... 7/4
 Newcomers 14

KEY RETURNEES (Position Players)

So. 1B/DH Josh Dezse 332, 42 RBI, 30 R, 11 2B, 4 HR
 Jr. 2B Ryan Cypret 323, 35 RBI, 37 R, 10 2B, 3 HR
 So. OF Tim Wetzell 278, 32 R, 21 RBI, 3 2B, 6 SB
 Jr. C/3B Greg Solomon..... 273, 27 R, 25 RBI, 15 2B, 3 3B
 Sr. OF David Corna 264, 25 R, 24 RBI, 16 2B, 2 HR
 Jr. IF Brad Hallberg..... 254, 27 R, 14 RBI, 3 2B, 28 BB

KEY RETURNEES (Pitchers)

Sr. LHP Andrew Armstrong..... 2-0, 3.68, 33 G, 29.1 IP, 39 K
 Jr. RHP David Fathalikhani..... 2-1, 3.86, 26 G, 25.2 IP, 21 K
 Jr. RHP Brett McKinney 3-3, 4.48, 17 G, 10 GS, 64.1 IP, 49 K
 So. RHP Greg Greve..... 3-3, 5.00, 14 G, 12 GS, 68.1 IP, 45 K
 So. RHP Josh Dezse..... 4-2, 5.53, 26 G, 6 SV, 27.2 IP, 32 K
 So. RHP John Kuchno 1-4, 6.68, 10 G, 7 GS, 31.0 IP, 18 K

KEY PLAYERS LOST

3B Matt Streng 303, 40 RBI, 33 R, 9 2B, 4 HR
 OF Brian DeLucia 276, 40 R, 26 RBI, 11 2B, 4 3B, 9 SB
 SS Tyler Engle 268, 28 R, 25 RBI, 10 2B, 5 SB
 RHP Drew Rucinski 5-3, 2.95, 13 GS, 82.1 IP, 53 K
 RHP Jared Strayer 4-3, 3.41, 27 G, 29.0 IP, 2 SV

NEWCOMERS

RHP Brad Goldberg Coastal Carolina Univ./Beachwood, Ohio
 OF Mike Carroll Duke Univ./Granger, Ind.
 SS Kirby Pellant..... Chandler-Gilbert CC/Chandler, Ariz.
 LHP Brian King..... Paradise Valley CC/Chandler, Ariz.
 RHP Jaron Long..... Chandler-Gilbert CC/Scottsdale, Ariz.
 RHP Trace Dempsey Huntington, W.Va.
 INF Ryan Leffel..... Dublin, Ohio
 C Aaron Gretz Apple Valley, Minn.
 OF Patrick Porter Chagrin Falls, Ohio



2012 OHIO STATE BUCKEYES

PITCHERS (16)

No.	Name	Pos.	B-T	Ht.	Wt.	Cl./El.	Hometown/College/High School
19	Andrew Armstrong***	LHP	R-L	6-1	185	5th/Sr.	Bridgewater, Va./Turner Ashby
50	Trace Dempsey	RHP	R-R	6-1	180	Fr./Fr.	Huntington, W. Va./Huntington
33	Josh Deze*	RHP/1B	R-R	6-5	225	So./So.	Powell, Ohio/Olentangy Liberty
11	David Fathalikhani*	RHP	R-R	6-1	205	Sr./Jr.	Vienna, Va./Madison
34	Paul Geuy*	RHP	R-R	6-1	210	5th/Sr.	Bellefontaine, Ohio/Benjamin Logan
20	Tyler Giannonatti	RHP	R-R	6-0	205	Jr./Jr.	Chandler, Ariz./Kansas St./Chandler-Gilbert CC/Corona del Sol
30	Brad Goldberg	RHP	R-R	6-4	230	Sr./Jr.	Beachwood, Ohio/Coastal Carolina/Beachwood
32	Greg Greve*	RHP	R-R	6-4	210	So./So.	Cleveland, Ohio/Walsh Jesuit
43	Brian King	LHP	L-L	6-3	195	Jr./Jr.	Chandler, Ariz./Paradise Valley CC/Marcos de Niza
45	John Kuchno*	RHP	R-R	6-5	210	Jr./So.	Ellicott City, Md./Wake Forest/ St. Paul's
37	Jaron Long	RHP	R-R	6-0	180	So./So.	Scottsdale, Ariz./Chandler-Gilbert CC/Cactus Shadows
28	Brett McKinney**	RHP	R-R	6-2	225	Jr./Jr.	Hamilton, Ohio/Badin
35	Tito Nava	RHP	R-R	5-10	185	Jr./Jr.	Englewood, Colo./Duke Univ./Cherry Creek
38	Matt Panek	LHP	L-L	6-2	185	Fr./Fr.	Cary, Ill./Cary-Grove
14	Robert Sakosky	RHP	R-R	6-1	180	Fr./Fr.	Dayton, Ohio/Northmont
42	Sam Shafer	RHP	L-R	6-4	195	Fr./Fr.	Bloomville, Ohio/Buckeye Central

CATCHERS (3)

No.	Name	Pos.	B-T	Ht.	Wt.	Cl./El.	Hometown/High School
25	Aaron Gretz	C	L-R	6-0	205	Fr./Fr.	Apple Valley, Minn./Apple Valley
16	Greg Solomon*	C/3B	R-R	6-2	200	Sr./Jr.	Litchfield Park, Ariz./Paradise Valley CC/Millennium
1	Ryan Wonders	C	R-R	5-9	180	Fr./Fr.	Akron, Ohio/Revere

INFIELDERS (6)

No.	Name	Pos.	B-T	Ht.	Wt.	Cl./El.	Hometown/High School
2	Ryan Cypret**	2B	R-R	5-10	180	Sr./Jr.	Powell, Ohio/Olentangy
21	Brad Hallberg**	1B/3B	R-R	5-11	200	Sr./Jr.	Barron, Wis./Barron
26	Brad Hutton*	1B/OF	R-R	6-3	225	5th/Sr.	Orlando, Fla./Polk CC/Dr. Phillips
7	Phil Jaskot	INF	R-R	6-0	200	So./Fr.	Upper Arlington, Ohio/Upper Arlington
12	Ryan Leffel	INF	R-R	6-0	185	Fr./Fr.	Dublin, Ohio/Coffman
8	Kirby Pellant	INF	L-R	5-10	175	Jr./Jr.	Chandler, Ariz./Marshall/Chandler-Gilbert CC/Corona del Sol

OUTFIELDERS (7)

No.	Name	Pos.	B-T	Ht.	Wt.	Cl./El.	Hometown/High School
29	Austin Achter	OF	L-R	6-0	175	Fr./Fr.	Oregon, Ohio/Clay
15	Mike Carroll	OF	L-L	5-11	205	Jr./So.	Granger, Ind./Duke Univ./Penn
4	Joe Ciamacco*	OF	L-R	5-11	185	Sr./Jr.	Hilliard, Ohio/Hilliard Davidson
5	David Corna**	OF	R-R	6-1	200	5th/Sr.	Cincinnati, Ohio/Archbishop Moeller
17	Blake Hutton*	OF	L-R	6-1	200	So./So.	Orlando, Fla./Dr. Phillips
3	Patrick Porter	OF	L-L	6-0	205	Fr./Fr.	Chagrin Falls, Ohio/Kenston
31	Tim Wetzel*	OF	L-L	5-10	195	So./So.	Mayfield, Ohio/Mayfield

COACHING STAFF

Head Coach – 9 Greg Beals (Second year; Kent State, 1995); Assistants – 24 Mike Stafford, 6 Chris Holick and 23 Josh Newman

Athletic Trainer – Jason Good; Student Managers: Alex Borchers, Blair Everhart and Jeff Solloway

*Indicates varsity letters earned

BY JERSEY

1	Ryan Wonders	C
2	Ryan Cypret	2B
3	Patrick Porter	OF
4	Joe Ciamacco	OF
5	David Corna	OF
6	Chris Holick	Asst. Coach
7	Phil Jaskot	INF
8	Kirby Pellant	INF
9	Greg Beals	Head Coach
11	David Fathalikhani	RHP
12	Ryan Leffel	INF
14	Robert Sakosky	RHP
15	Mike Carroll	OF
16	Greg Solomon	C/3B
17	Blake Hutton	OF
19	Andrew Armstrong	LHP
20	Tyler Giannonatti	RHP
21	Brad Hallberg	1B/3B
23	Josh Newman	Vol. Coach
25	Aaron Gretz	C
24	Mike Stafford	Asst. Coach
26	Brad Hutton	1B/OF
28	Brett McKinney	RHP
29	Austin Achter	OF
30	Brad Goldberg	RHP
31	Tim Wetzel	OF
32	Greg Greve	RHP
33	Josh Deze	RHP/1B
34	Paul Geuy	RHP
35	Tito Nava	RHP
37	Jaron Long	RHP
38	Matt Panek	LHP
42	Sam Shafer	RHP
43	Brian King	LHP
45	John Kuchno	RHP
50	Trace Dempsey	RHP

PRONUNCIATION GUIDE

Joe Ciamacco	SEE-uh-mah-ko
Ryan Cypret	SIGH-pret
Josh Deze	DUH-zay
David Fathalikhani	FATH-uh-la-kahn-ee
Paul Geuy	GUY
Tyler Giannonatti	JEE-uh-nah-tee
Greg Greve	GREEV
Phil Jaskot	JASS-kot
John Kuchno	rhymes with BUTCH-no
Ryan Leffel	LEFF-uhl
Jaron Long	JAIR-in
Tito Nava	NAH-vuh
Robert Sakosky	SUH-koss-ki
Tim Wetzel	WET-zul





2012 SCHEDULE/BROADCAST INFORMATION

2012 SCHEDULE

Date	Opponent	Time	Live Stats	Radio
Feb. 17	vs. USF#	10 a.m.	OhioStateBuckeyes.com	-
Feb. 18	vs. Seton Hall#	7:30 p.m.	OhioStateBuckeyes.com	-
Feb. 19	vs. Connecticut#	1 p.m.	OhioStateBuckeyes.com	-
Feb. 24	at Georgia Tech	4:05 p.m.	OhioStateBuckeyes.com	-
Feb. 25	at Georgia Tech	2:05 p.m.	OhioStateBuckeyes.com	-
Feb. 26	at Georgia Tech	1:05 p.m.	OhioStateBuckeyes.com	-
March 2	vs. Michigan&	6 p.m.	OhioStateBuckeyes.com	-
March 3	vs. Western Michigan&	12 p.m.	OhioStateBuckeyes.com	-
	vs. Western Michigan&	3 p.m.	OhioStateBuckeyes.com	-
March 4	vs. Villanova&	12 p.m.	OhioStateBuckeyes.com	-
March 9	vs. Marist!	12 p.m.	OhioStateBuckeyes.com	-
March 10	at Coastal Carolina!	12 p.m.	OhioStateBuckeyes.com	-
	vs. Toledo!	5 p.m.	OhioStateBuckeyes.com	-
March 11	at Coastal Carolina!	1 p.m.	OhioStateBuckeyes.com	-
March 16	Austin Peay	5:05 p.m.	OhioStateBuckeyes.com	-
March 17	Austin Peay	3:05 p.m.	OhioStateBuckeyes.com	-
March 18	Austin Peay	1:05 p.m.	OhioStateBuckeyes.com	-
March 20	at Louisville	4 p.m.	OhioStateBuckeyes.com	-
March 21	at Dayton	3 p.m.	OhioStateBuckeyes.com	-
March 23	Purdue*	5:05 p.m.	OhioStateBuckeyes.com	1460 AM
March 24	Purdue*	3:05 p.m.	OhioStateBuckeyes.com	1460 AM%
March 25	Purdue*	1:05 p.m.	OhioStateBuckeyes.com	1460 AM%
March 27	Eastern Michigan	6:35 p.m.	OhioStateBuckeyes.com	-
March 30	at Michigan State*	3:05 p.m.	OhioStateBuckeyes.com	1460 AM
March 31	at Michigan State*	1:05 p.m.	OhioStateBuckeyes.com	1460 AM
April 1	at Michigan State*	1:05 p.m.	OhioStateBuckeyes.com	1460 AM
April 4	at Miami (OH)	6:30 p.m.	OhioStateBuckeyes.com	-
April 6	Minnesota*	6:35 p.m.	OhioStateBuckeyes.com	1460 AM
April 7	Minnesota*	3:05 p.m.	OhioStateBuckeyes.com	1460 AM
April 8	Minnesota*	1:05 p.m.	OhioStateBuckeyes.com	1460 AM
April 10	Ohio	6:35 p.m.	OhioStateBuckeyes.com	-
April 11	Akron	6:35 p.m.	OhioStateBuckeyes.com	1460 AM
April 13	Nebraska*	6:35 p.m.	OhioStateBuckeyes.com	1460 AM
April 14	Nebraska*	3:05 p.m.	OhioStateBuckeyes.com	1460 AM
April 15	Nebraska*	1:05 p.m.	OhioStateBuckeyes.com	1460 AM
April 17	Xavier	6:35 p.m.	OhioStateBuckeyes.com	-
April 18	Cincinnati	6:35 p.m.	OhioStateBuckeyes.com	-
April 20	at Illinois*	7:35 p.m.	OhioStateBuckeyes.com	1460 AM
April 21	at Illinois*	4:05 p.m.	OhioStateBuckeyes.com	1460 AM
April 22	at Illinois*	2:05 p.m.	OhioStateBuckeyes.com	1460 AM
April 25	Bowling Green	6:35 p.m.	OhioStateBuckeyes.com	1460 AM
April 27	at Penn State*	6:05 p.m.	OhioStateBuckeyes.com	1460 AM
April 28	at Penn State*	2:05 p.m.	OhioStateBuckeyes.com	1460 AM
April 29	at Penn State*	1:05 p.m.	OhioStateBuckeyes.com	1460 AM
May 1	Youngstown State	6:35 p.m.	OhioStateBuckeyes.com	1460 AM
May 4	Northwestern*	6:35 p.m.	OhioStateBuckeyes.com	1460 AM
May 5	Northwestern*	3:05 p.m.	OhioStateBuckeyes.com	1460 AM
May 6	Northwestern*	1:05 p.m.	OhioStateBuckeyes.com	1460 AM
May 8	at Oklahoma State	7:30 p.m.	OhioStateBuckeyes.com	-
May 9	at Oklahoma State	7:30 p.m.	OhioStateBuckeyes.com	-
May 11	Seattle	6:35 p.m.	OhioStateBuckeyes.com	-
May 12	Seattle	3:05 p.m.	OhioStateBuckeyes.com	-
May 13	Seattle	1:05 p.m.	OhioStateBuckeyes.com	-
May 15	Toledo	12:05 p.m.	OhioStateBuckeyes.com	-
May 17	at Indiana*	3 p.m.	OhioStateBuckeyes.com	1460 AM
May 18	at Indiana*	1 p.m.	OhioStateBuckeyes.com	1460 AM
May 19	at Indiana*	1 p.m.	OhioStateBuckeyes.com	1460 AM
May 23-26	Big Ten Tournament\$	TBA	OhioStateBuckeyes.com	1460 AM
June 1-3	NCAA Regional	TBA	OhioStateBuckeyes.com	1460 AM

ALL TIMES EASTERN

Key

* Big Ten Conference game; # Big Ten/Big East Challenge - St. Petersburg/Clearwater, Fla.; & Snowbird Classic - Port Charlotte, Fla.; ! Chanticleer Classic - Myrtle Beach/Conway S.C.; \$ Columbus, Ohio - Huntington Park

All radio broadcasts also streamed for free on OhioStateBuckeyes.com; % Tentative radio broadcasts



GREG BEALS
Head Coach
2nd season

Greg Beals, a Springfield, Ohio, native with 18 years of coaching experience, including eight years as head coach at Ball State where he won 243 games and three Mid American Conference West Division championships, is in his second season as head coach of the Ohio State Buckeyes. Beals was named to his position June 17, 2010, following a national search to replace the winningest coach in school history, Bob Todd.

In his first season in Columbus, Beals guided the Buckeyes to a 26-27 overall record, 13-11 in Big Ten Conference play, to earn a No. 4 seed in the Big Ten Tournament. Under his tutelage freshman 1B/RHP Josh Dezse garnered Big Ten Freshman of the Year honors and garnered Freshman All-America Laurels from the NCBWA and Collegiate Baseball. Along with Dezse, three other Buckeyes earned All-Big Ten honors including senior right-hander Drew Rucinski and freshmen Tim Wetzel and Greg Greve.

Beals, who also guided Ball State to the first MAC Tournament crown in school history, to perhaps the biggest win in school history - a 2006 NCAA Lexington Regional win over No. 1 seed Kentucky - and who was named the "best game coach" in the MAC in 2009 by Collegebaseballinsider.com, thus became only the fourth coach in the last 50 years and only the 11th coach in 127 years of baseball at one of the nation's most comprehensive universities.

This hands-on teacher, team-builder, program-builder, family man - he and his wife Kathy, a four-year basketball letterwinner at Kent State, have three daughters: Kayla, Amber and Morgan - and administrator was clearly the right choice to assume responsibilities of coaching the oldest sport on Ohio State's campus.

During the interview process, Beals left the search committee somewhat stunned and speechless for a few moments when he initially introduced himself to the group. He spoke of families, including his personal family, his Athletics Department family and the family of young men he developed at Ball State. He also spoke of his career in the sport as a player and coach, and his strong desire - no, make that life-long dream bordering on passion - to be the next baseball coach at the state school located just an hour from his home town.

The committee of Ohio State administrators plus senior baseball players Tyler Engle and Dean Wolosiansky then proceeded to learn much more about this Springfield, Ohio native who has bachelor's (1995; human movement studies) and master's (1999; sports administration) degrees from Kent State, where he also played four years of baseball.

The committee liked what it heard, it liked the sincerity of his delivery, his enthusiasm for engaging various audiences - the surrounding community, alumni, the University as a whole and potential recruits - and his goal of taking Ohio State back to the College World Series.

"I cannot tell you how excited I am about this opportunity," Beals said back on June 17 at his introductory press conference. "I look forward to donning the Ohio State Block 'O' cap and representing The Ohio State University. I have surrounded myself with great people - administrators, coaches and student-athletes - that I will be forever grateful to. Now I join an Athletics Department that embraces the motto 'You Win with People.'"

Beals led Ball State to a 243-202 record in his eight seasons as coach with three seasons of 36-or-more victories. After setting the school record for a first-year coach with 36 wins in 2003, Beals led the Cardinals to consecutive 38-win

seasons, including the NCAA Regional appearance in 2006 - Ball State's first NCAA Regional since 1969 - and to MAC West Division crowns in 2003, 2005 and 2009.

His teams were 2-2 vs. Ohio State. They were 4-1 vs. Indiana, 5-4 vs. Purdue and a respectable 5-8 vs. Louisville. They were also known to play any team anywhere, including series vs. Arkansas, Miami (Fla.), Missouri and Vanderbilt on the road.

Beals' abilities as a recruiter - in terms of finding and then developing talent - have yielded most impressive results. He watched 21 of his Ball State players get selected in the Major League Baseball First Year Player Draft, including four players in 2006 and three players in both 2009 and 2010.

Beals looked on as his 2010 first-team All-American utility player - Kolbrin Vitek, from Bryan, Ohio - was selected with the 20th pick of the first round by the Boston Red Sox and third-year sophomore pitcher Perci Garner, from Dover, Ohio, was chosen in the second round by the Philadelphia Phillies. A third Cardinal - Zach Dygert - was selected in the 22nd round by the Houston Astros.

Ball State players have thrived off the playing field under Beals, as well. His most recent team boasted a team Grade Point Average of 3.04 and 14 of his players were named to the MAC all-academic team.

Prior to his position at Ball State, he was an assistant coach for nine seasons at his alma mater, Kent State. He was a part of three Golden Flash teams to make an NCAA Regional - 1994, 2001 and 2002 - and three that won MAC championships. He also worked with 21 players who would sign professional contracts and 17 who would be named to the MAC all-academic team.

Beals, who spent three seasons in the New York Mets' farm system after his playing career at Kent State, attended Kenton Ridge High School in Springfield, Ohio, where he played baseball under Coach Tom Randall, a member of the Ohio High School Baseball Coaches' Association Hall of Fame.





MIKE STAFFORD
Assistant/Pitching Coach
2nd season

Former Buckeye reliever Mike Stafford enters his second season at Ohio State and ninth as head coach Greg Beals' pitching coach.

In his first season at Ohio State, Stafford's staff lowered its team earned-run average from 5.24 in 2010 to 4.94 in 2011. In addition, Josh Dezse earned Big Ten Freshman of the Year honors, senior right-hander Drew Rucinski garnered second team All-Big Ten laurels and freshman right-hander Greg Greve was named to the Big Ten All-Freshman team. After his strong 2011 campaign, Rucinski signed a free agent contract with the Cleveland Indians in June 2011.

Stafford, from Canton, Mich., and Plymouth Canton High School, was a part of Ohio State teams from 1994-98 that won two Big Ten championships, three Big Ten tournament crowns and went to three NCAA tournaments. The 1997 team was also the first to play in Bill Davis Stadium.

Stafford starred for the Buckeyes out of the bullpen his final two seasons. He led the team in earned run average in both 1997 (2.27) and 1998 (2.54), posting a combined 9-4 record in the process. He appeared in 52 games and he was a second-team all-Big Ten selection in 1998.

He still ranks among the school's leaders in appearances (26th with 52), career saves (12th with seven), single season saves (12th with six in 1998) and single season appearances (15th with 29 in 1998).

Stafford spent four seasons in professional baseball after graduating from Ohio State. He was drafted in the 41st round of the 1998 MLB draft by Toronto and played for two years with the organization. He moved to the New York Yankees and pitched for the Tampa Bay Yankees in 1999 and 2000. He then spent parts of 2000 and 2001 playing in the Milwaukee Brewers' farm system.

Stafford decided to get into coaching after his playing days, and why not? He certainly had enough playing experience and the sport was in his blood. His father, Bill, pitched eight seasons in the big leagues, including six years for the Yankees. He was the Yankees' No. 2 starter behind Whitey Ford and played on five World Series teams, including world championship teams in 1961 and 1962. He won 14 games for the Yankees in each of those seasons.

It was Stafford's father, it should be noted, who picked up the win for the Yankees on Oct. 1, 1961...the same day that Roger Maris broke Babe Ruth's home run record with his 61st off Boston's Tracey Stallard.

Mike Stafford's first coaching opportunity came with the Columbus Clippers. He spent the 2001-02 seasons working as bullpen coach, warming up relievers during games, throwing batting practice and catching bullpens.

One day in Fall 2003, Stafford received a phone call from Beals, who had received glowing recommendations about Stafford. The two spoke for about an hour on the phone. A week later Stafford interviewed for an opening on Beals' staff. The two have been together since.

Despite not having a Bill Davis Stadium or the roar of the Ohio State name to recruit to, Beals and Stafford were most successful recruiting and developing big-time players at Ball State, including:

- 2010 first-round MLB draft pick and first-team All-American Kolbrin Vitek, a freshman All-American in 2006 after a 6-1 campaign on the mound as a weekend starter in the MAC;

- 2010 second-round MLB draft pick Perci Garner, a football player who missed more than a year of baseball but found his home on the mound and was the 77th pick in the draft;
- Kyle Heyne, twice drafted while at Ball State and who set the school record with 32 saves;
- Ben Snyder, a fourth-round MLB draft pick in 2006 after he went 8-5 with 108 strikeouts; and
- 2005 NCBWA Stopper of the Year finalist Erik Morrison, the MAC Pitcher of the Year after posting a 7-0 record with a 1.32 ERA and a school-record 15 saves.

Now Stafford, who is married (Amanda), and Beals will look to continue to grow their success as collegiate coaches; only now as Ohio State Buckeye coaches.



CHRIS HOLICK
Assistant Coach
2nd season

Chris Holick, who has nine years of collegiate coaching experience coupled with a playing career that included four varsity letters earned at Indiana and Kent State (two apiece), is in his second year as an Ohio State assistant coach. Holick coaches the Ohio State infield and outfield defense, bunting and base running, as well as serves as the program's baseball camp coordinator.

Holick, who has worked in pharmaceutical sales for Eli Lilly for two years after four years as an assistant coach at Florida International University (2004-07), three at Arizona State (2001-03) and one at Kent State (2000), was excited to return to his home state and to resume coaching. He is a native of Westlake and attended Westlake High School.

"Ohio State has always been a dream place for me," Holick said. "My Mother (Beth) went to Ohio State and I would have loved to have had the opportunity to play there. I've followed its tradition, though, and I am looking forward to working with Coach Beals to help the program win more championships."

Holick brings a wealth of baseball knowledge - as a player, coach and administrator - with a baseball resume that includes these impressive accomplishments:

- He was coached at Westlake H.S. by its all-time leader in coaching victories, Jeff Short, a sixth-grade math and science teacher and a class individual whom Holick still holds as a dear friend. He lettered two years at Indiana (1996 and 1997) while playing for the all-time winningest coach in Indiana history, Bob Morgan.
- He lettered two years at Kent State (1998 and 1999) while playing for Rich Rembielak, the all-time winningest coach in school history.
- He spent three-plus years on Pat Murphy's staff at Arizona State (2001-03) in an operations position that also included strength and conditioning, recruiting and ASU camps responsibilities. Murphy is the second-winningest coach in that program's storied history.
- Holick also was around the ASU program in the fall of 2000 while working as operations manager for the Grand Canyon Rafters of MLB's Arizona Fall League.
- He coached four years at Florida International (2004-07) under the direction of Danny Price, the winningest coach in FIU history whose final season of 28 at the school was in 2007. His responsibilities with FIU included work as the team's hitting coordinator, catching coach and a season with its pitchers.

It was after the 2007 season that Holick, who was named Academic All-Big Ten while at IU and Academic All-MAC at KSU, took his position with Eli Lilly. It was always intended to be a temporary position, though, as Holick had plans of getting back into coaching.

Holick was an accomplished player. He played in 82 games for the Hoosiers and



made 60 starts, including 53 starts in 1997 when he hit .301, scored 30 runs and drove in another 21. He was part of the 1996 Hoosier team that won the Big Ten tournament and played in the NCAA Midwest Regional.

As a two-year starter at shortstop for Kent State, Holick helped the Golden Flashes to 60 victories, including a 36-24 mark in the MAC. He displayed his defensive prowess by recording 167 assists in 1999, which at the time was second-most in school history and still ranks sixth.

With his degree in English obtained, Holick spent the 2000 season on the Kent State coaching staff that included Beals and helped the team reach the NCAA tournament.

He was then a part of three Arizona State teams that advanced to NCAA Super Regionals each year, giving Holick a total of five NCAA tournaments on his playing or coaching resume. It's a number Holick would like to see increase as soon as possible.

"It is such a great feeling to get into NCAA Regionals and to experience an opportunity to win a championship," Holick said. "There is nothing like winning a championship and with the leadership of Coach Beals it is something we all will be seeking at Ohio State."

Holick and his wife, Debbie, married in November 2011.



JOSH NEWMAN
Volunteer Assistant Coach
2nd season

Former Major Leaguer and Ohio State pitching standout Josh Newman enters his second season as the Buckeyes' volunteer assistant coach.

"It is an honor and a privilege to be back," said Newman, a four-year Ohio State letterman between 2001-04, when he was hired in July 2010. "My journey began here at The Ohio State University and as a professional player you need a home base. I made mine Columbus and OSU. I worked out in the offseason right here on campus. I stayed close with the baseball program and athletic support staff. They were and still are my support. Now I will be happy to provide that same support to the new recruits and players of this great university; to welcome them to the Buckeye family just as warmly as I was welcomed."

The announcement of Newman joining the staff means that former Buckeyes now hold two of the four coaching positions with the baseball program. Beals had previously named former Buckeye reliever Mike Stafford as his pitching coach. Kent State graduate Chris Holick was named the team's other assistant coach.

"I am very excited about Josh joining our coaching staff," Beals said. "He brings great experience at the professional level and at the collegiate level here at Ohio State that will be extremely valuable to our program and pitching staff. His addition further emphasizes the importance of pitching to the future of Ohio State baseball and the attention that our pitchers will receive. Josh's conviction about Ohio State and what we in the baseball program are doing will be very valuable."

A native of Wheelersburg, Ohio and a 2004 Ohio State graduate with a degree in history, Newman ranks third all-time on the Ohio State career wins (32), innings pitched (369.0) and strikeouts (291) lists. He was a freshman All-American in 2001 and a three-time all-Big Ten honoree, including a first-team selection in 2004. He posted eight victories in each of his four seasons as a Buckeye starter and in the process posted a 17-8 record vs. Big Ten Conference foes. He had 17

complete games during his career.

A three-time Academic all-Big Ten honoree, Newman helped the Buckeyes to a 161-84-1 record, a Big Ten regular season championship (2001) and two Big Ten tournament championships (2002 and 2003) in his career. Ohio State went to three NCAA Regional tournaments and hosted an NCAA Super Regional (2003) in his four years in Columbus.

Newman has pitched and performed well in as big a game as any Buckeye in the last 40-plus years, picking up a Game 1 win in the Auburn Regional in 2003 over host Auburn and also starting Game 1 of the Columbus Super Regional one week later against Missouri State.

Newman was drafted in the 19th round of the 2004 MLB First Year Player Draft and signed a professional contract with the Colorado Rockies. He had previously been drafted by the Cincinnati Reds in 2003 but he elected to stay at Ohio State for his senior season.

The Wheelersburg High School graduate spent three seasons in the minors before making his Major League debut against Philadelphia on Sept. 12, 2007, and making the Colorado Rockies World Series roster that season. He jumped between Triple-A Colorado Springs and the Rockies in 2008 before being claimed off waivers by the Kansas City Royals in July. Newman pitched in 14 games over his two seasons between Colorado and Kansas City, making his last appearance in September 2008.

After retiring from professional baseball in March of 2010, Newman went on to start his own baseball instruction business, Pitch TO Pitch, which provides individual and team lessons to Central Ohio youth. He resides in Dublin, Ohio, with his wife, Sarah, and two young children: daughter, Ayda, and son, Kash.

**19 ANDREW ARMSTRONG**

Senior
LHP
6-1, 185
Bridgewater, Va.
Turner Ashby High School

Coach Greg Beals: "Andrew is coming off of a great season where he played a huge role in our bullpen. Andy will provide leadership and experience to our pitching staff."

2011 (Junior): Led the Big Ten with 33 appearances, all out of the bullpen ... went 2-0 with a 3.68 ERA in 29.1 innings pitched ... struck out 39 batters while limiting opponents to a .239 batting average ... struck out a pair over 2.0 scoreless innings vs. St. John's (2/20) ... tossed 1.1 innings, striking out two against WMU (2/25, 2/27) ... threw a perfect inning, striking out a batter against Xavier (3/29) ... struck out a pair over 2.0 innings at Indiana (4/8-10) ... appeared in all three games vs. Michigan State (4/15-17), earning a win while striking out six over 2.2 innings pitched ... tossed 2.1 scoreless innings against Penn State (4/23-24) ... struck out four over 2.1 scoreless innings vs. Iowa (5/13-15).

2010 (Redshirt): Andrew received a medical redshirt in 2010. He used the season to rehabilitate his left shoulder after surgery in the summer of 2009.

2009 (Sophomore): Pitched in 11 games, starting eight ... made two appearances out of the bullpen in the Tallahassee regional ... threw 6.2 shutout innings, tying his career high with five strikeouts in his first start of the season to pick up the win against Connecticut ... was named BIG EAST/Big Ten Challenge honorable mention for his performance against Connecticut ... tossed his first career complete game, striking out five at Rollins ... lasted at least 5.0 innings in four of his first five starts before suffering an arm injury that hindered him the rest of the season ... gave up two runs while earning second win of the season against Akron.

2008 (Freshman): Was 4-3 with a 4.42 ERA ... posted team's third-lowest ERA among starters ... opened the season with a win in relief in his first outing (2.0 innings vs. Harvard) ... produced solid efforts in his first four starts, lasting at least 5.0 innings in each of those starts, allowing just four earned runs through his first 23.1 innings pitched as a starter and posting a sweet 2.70 earned run average ... went 6.1 innings in his first start, vs. St. Louis, struck out five, allowed just two earned runs and left with the game tied, but took the loss ... pitched 5.0 innings in his next two outings and picked up wins over Pittsburgh and Toledo ... struck out nine in those two games and walked just three batters ... pitched 5.0 innings and allowed just two earned runs in first Big Ten start vs. Minnesota, but Buckeyes were shut out ... pitched in relief in four of his final appearances of 2008 with starts against Louisville, Northwestern and Marshall ... picked up fourth win of the season vs. the Thundering Herd by scattering three hits through four innings and allowing just one run.

Turner Ashby H.S.: Drafted in the 45th round of the 2007 MLB Draft by the Atlanta Braves ... a first-team Virginia all-state selection as a senior and the Class AA player of the year ... team won back-to-back Virginia state baseball championships ... helped lead Turner Ashby to a 26-1 record and the 2007 state championship with a 10-0 record, a 1.20 ERA and batting .460 ... chosen all-Valley District and all-region ... team finished 26-1 and won the Class AA state tournament in 2006 as well as Armstrong went 12-0 with an 0.78 ERA and 84 strikeouts in 71 innings as a junior ... finished career 28-0 in three seasons as a starter ... lettered three years in basketball and football as well, and was named first-team all-Valley District in basketball.

Personal: Andrew is the son of Marvin Armstrong and Martha Bocock ... has one brother, Nathaniel ... played high school baseball with former Buckeye Justin Miller ... enjoys hunting, fishing and farming ... he also is fond of his hunting dogs, Creedence Clearwater Revival and just taking life easy.

**5 DAVID CORNA**

Senior
OF
6-1, 200
Cincinnati, Ohio
Archbishop Moeller High School

Coach Greg Beals: "David will move from left field to right field this season - his arm strength will play well for us in that position. I am looking forward to a great senior season out of David."

2011 (Junior): Appeared in 50 games, making 48 starts in the outfield ... batted .264 with a team-high 16 doubles ... added a triple, two home runs, 25 runs scored and 24 runs batted in ... tallied seven multi-hit games and four multiple RBI games ... recorded a nine-game hitting streak from 4/20-5/6 ... 2-for-4 with a double, a grand slam for his first career home run, three runs scored and six RBI in the second game of a doubleheader against Western Michigan (2/26) ... 2-for-4 with a double at Fresno State (3/22) ... 5-for-12 with two doubles and a run scored in series vs. Michigan State (4/15-17) ... 3-for-11 with a double, a triple and four RBI in series vs. Michigan (4/29-30) ... 2-for-4 with a double and an RBI vs. Minnesota in first game of Big Ten tournament (5/25) ... named Academic All-Big Ten and an OSU Scholar-Athlete.

2010 (Sophomore): David managed to get into one game - vs. Michigan State - and have one at-bat ... competed for playing time with an outfield that included two all-Big Ten seniors and 2011 team co-captain Brian DeLucia ... after the season he played for the Hamilton Joes of the Great Lakes Summer Collegiate League.

2009 (Freshman): Played in a pair of games, both off the bench ... named Academic All-Big Ten Conference and an OSU Scholar-Athlete ... recorded first career at-bat against Marshall ... drove in his first run as a Buckeye on a sacrifice fly against Louisville.

2008 (Redshirt): David redshirted the season as a true freshman.

Archbishop Moeller H.S.: A two-year starter and letterman for coach Mike Cameron, who retired as the winningest baseball coach in Ohio high school history ... was also selected as a first-team all-Greater Catholic League choice in his senior season ... team was 27-4 his senior season and won a district title and was No. 1 in the state polls ... named co-Defensive Player of the Year as a senior ... finished career with a .377 average, four home runs and 48 RBI.

Personal: David is the son of Mike and Julie Corna ... has a brother, Alex, and a sister, Sarah ... enjoys watching and critically analyzing movies as well as listening to good music (some of his favorites are the Red Hot Chili Peppers, U2 and the Dave Matthews Band).

**34 PAUL GEUY**

Senior
RHP
6-1, 210
Bellefontaine, Ohio
Benjamin Logan High School

Coach Greg Beals: "Paul had a great fall and is our most improved player from last year. He works extremely hard and will do whatever the team needs. Paul has put himself in position to compete for mound time."

2011 (Junior): Appeared in five games, striking out seven over 9.1 innings pitched ... made first collegiate appearance, tossing a scoreless 0.1 inning in game one of a doubleheader vs. Western Michigan (2/26) ... allowed one earned on one hit in 2.2 innings vs. Illinois State (3/11) ... threw a career-high 3.0 innings, allowing two earned runs vs. No. 21 Oklahoma State (5/10) ... named Academic All-Big Ten and an OSU Scholar-Athlete.

2010 (Sophomore): Paul tried out for and succeeded in walking on to the team in the Fall 2009 ... he did not see any game action in the spring ... following the season he played summer ball with the Owensboro Oilers of the Kitty League.

Benjamin Logan H.S.: A three-year letterwinner for head coach Doug Rutan, Paul helped lead Benjamin Logan to an outright CBC League title his senior season ... named all-CBC, Examiner all-area and honorable mention all-Miami Valley as a senior ... three-year starting pitcher, catcher and at third base for the Raiders.

Personal: Paul is the son of Mike and Sheila White ... he has a sister, Tomi, and a brother, Casey ... he likes to go four-wheeling in his free time.

**26 BRAD HUTTON**

Senior
INF/OF
6-3, 225
Orlando, Fla.
Dr. Phillips High School

Coach Greg Beals: "Brad had a great fall both offensively and defensively at first base. He is a mature and experienced guy who will compete for at-bats this season."

2011 (Junior): Made 22 appearances, starting 10 games as a designated hitter and outfielder ... batted .205 with a double and two home runs in 39 at-bats ... tallied seven RBI and five runs scored ... batted .333 with runners in scoring position ... 2-for-3 with a solo home run against WMU (2/27) ... 2-for-2 with a double, three RBI and a run scored against Yale (3/12) ... solo home run at Indiana (4/10) ... 2-for-2 with an RBI and a run scored in the second game of a doubleheader against Akron (4/13) ... named Academic All-Big Ten and an OSU Scholar-Athlete.

Dr. Phillips/Polk State College: Brad transferred to Ohio State prior to the start of the 2010 academic year from Polk State College in Winter Haven, Fla. ... he is majoring in consumer affairs ... he combined to hit over .300 with 24 home runs and 25 doubles in his two years at Polk after initially enrolling at Georgia Southern ... at Polk, he was named 2009 team MVP and was team captain and first team All-Suncoast Conference as a catcher in 2010 ... hit 13 home runs and had 58 RBI on the season ... played summer ball with the Winter Park Diamond Dawgs of the Florida Collegiate Summer League this year and hit a league-high six home runs.

Personal: Brad is the son of Mark and Joan Hutton ... younger brother, Blake, is a sophomore on the Ohio State baseball team.

**4 JOE CIAMACCO**

Junior
OF
5-11, 185
Hilliard, Ohio
Davidson High School

Coach Greg Beals: "Joe brings a tremendous amount of speed to our team. He is a tough competitor that I trust to be ready in any situation."

2011 (Sophomore): Made 24 appearances, starting seven of them in the outfield ... batted .182 with a double, three runs batted in and eight runs scored ... went 2-for-2 in stolen base opportunities ... picked up first career hit, going 1-for-3 with a run scored in an 8-7 win over St. John's (2/20) ... 1-for-1 with two runs scored vs. Yale (3/12) ... picked up his first multi-hit game, going 2-for-3 with a walk and a run scored vs. Army (3/13) ... 1-for-4 with a double and an RBI against Oklahoma State (5/10).

2010 (Freshman): Joe did not see any action in a crowded outfield that included three seniors, including two who were named All-Big Ten outfielders, and 2011 team captain Brian DeLucia.

2009 (Redshirt): Redshirted the season as a true freshman.

Hilliard Davidson H.S.: Named second team All-Central District and honorable mention All-Ohio Capital Conference (OCC) Buckeye Division in 2008 ... Honorable mention all-state in 2007 and 2008 as selected by the Ohio High School Coaches Association ... second team OCC as a sophomore in 2006 ... Hit .395 with seven doubles, two triples, 30 runs, and 21 RBI with 33 stolen bases... team's leading base stealer in 2006, 2007, 2008 and leading run producer in 2006 and 2007... helped Davidson win 2006 Division I Ohio state football championship with a key 50-yard kickoff return and an interception in final three minutes of regulation... Davidson won title, 36-35, in double overtime to cap 15-0 season ... a member of the National Honor Society and was on the staff of his school's magazine, the "Wildcat."

Personal: Joe is the son of Kathy and Vince Ciamacco ... he has one sister, Felecia.

**2 RYAN CYPRET**

Junior
2B
5-9, 180
Powell, Ohio
Olentangy Liberty High School

Coach Greg Beals: "Ryan is a great competitor and leader - voted co-captain by his teammates. Ryan had a breakout season last year and will again man our second base position and hit in the middle of our lineup."

2011 (Sophomore): Started 52 games at second base, finishing second on the team with a .323 batting average, a .400 on-base percentage, 65 hits and 37 runs scored ... tallied 10 doubles, a triple, three home runs and 35 RBI ... stole five bases in seven attempts ... third on the team with 17 multi-hit games and nine multiple RBI games ... batted .348 with two outs and tied for team lead with 14 two-out RBI ... career-high 14-game hitting streak (2/19-3/24) ... 7-for-15 with three doubles, a home run, six runs scored and three RBI in series vs. Western Michigan (2/25-27) ... 9-for-14 with two doubles and four runs scored in three games in Winter Haven, Fla. (3/11-13) ... 3-for-5 with a career-best five RBI at Cal State Bakersfield (3/26) ... 7-for-13 with three runs scored and two RBI in Northwestern series (4/1-3) ... 5-for-14 with three RBI and three runs scored in series vs. Michigan State (4/15-17) ... 5-for-10 with two doubles and five runs scored in Michigan series (4/29-30) ... 4-for-11 with three runs scored in series at Minnesota (5/19-21).

2010 (Freshman): Ryan did see some action as a freshman, and so the Buckeyes won't have a totally raw player to start the season at second ... he played in 26 games and made nine starts (four starts at second and five as the designated hitter) ... experience also includes 10 Big Ten games and five Big Ten starts ... Ryan hit .267 for the season (12 of 45) with 10 runs scored, one double and four RBI ... also drew six walks ... singled, scored a run and drove in two in his first collegiate game, vs. Florida A&M ... followed that with first multi-hit game of career in Game 2, vs. Richmond, with a double, run scored and RBI ... also had a pair of singles vs. Bucknell and two runs scored vs. Northwestern ... after the season played for the Stark Co. Terriers of the Great Lakes Summer Collegiate League.

2009 (Redshirt): Redshirted as a true freshman playing in an infield that returned all four starters.

Olentangy Liberty H.S.: The No. 38 rated senior baseball player in Ohio by The Buckeye Scout ... four year varsity infielder and three year varsity football quarterback... first team all District in 2007 and two-time All-Ohio Capital Conference (OCC) Buckeye Division in both football and baseball ... in three years recorded 83 hits, 56 runs and 48 RBI and hit .375 ... missed all of senior season due to Tommy John surgery ... an all-state quarterback.

Personal: Ryan is the son of Greg and Sue Cypret ... father was an All-American shortstop at Missouri who then played six years in the Houston Astros' organization ... father then was an assistant coach for 23 seasons at Ohio State under Bob Todd ... sister, Carolyn, is an Ohio State graduate.

**11 DAVID FATHALIKHANI**

Junior
RHP
6-1, 205
Vienna, Va.
Madison High School

Coach Greg Beals: "David is the heart of our team, voted co-captain by his teammates. He works his tail off to make sure he is ready for every opportunity. Fath will play a major role in our bullpen."

2011 (Sophomore): Appeared in 26 games out of the bullpen, going 2-1 with a 3.86 ERA in 25.2 innings pitched ... struck out 21 while limiting opponents to a .235 batting average ... allowed just two extra-base hits ... tossed a scoreless inning, striking out a batter in first collegiate appearance vs. St. John's (2/20) ... pitched 4.0 scoreless innings with five strikeouts in series vs. Western Michigan (2/25-27) ... allowed one hit in 1.2 innings with four strikeouts in Northwestern series (4/1-3) ... tossed 1.2 hitless innings over two appearances at Indiana (4/8-10) ... threw 2.0 hitless innings, striking out a pair and earning a win against Michigan State (4/15-17) ... named Academic All-Big Ten and an OSU Scholar-Athlete.

2010 (Freshman): David was on the team and travelled with the team but did not see any game action.

2009 (Redshirt): Redshirted his freshman season with the program.

Madison H.S.: David captained his high school team as a senior and hit .325 with 21 RBI ... Madison was the runner-up at the Orlando National Classic Tournament over spring break his junior and senior years ... as a junior his team was ranked as high as No. 3 nationally, went 21-3 and won the Liberty District championship.

Personal: David is the son of Faye and Hadi Fathalikhani ... has a younger brother, Daniel ... was a member of the National Honor Society as well as his school's French and science honor societies ... he is in Ohio State's honors program and hopes to attend medical school someday.

**30 BRAD GOLDBERG**

Junior
RHP
6-2, 210
Beachwood, Ohio
Beachwood High School

Coach Greg Beals: "Brad has tons of ability and has made huge strides with the development of his pitches."

2011 (Redshirt): Sat out 2011 season after transferring from Coastal Carolina.

Beachwood H.S./Coastal Carolina: Brad transferred to Ohio State for the start of the 2010-11 academic year from Coastal Carolina ... at Beachwood, H.S., Brad was named All-Chagrin Valley Conference all four years of high school, including 2008 when he was named conference MVP ... he went 9-2 with a 1.64 earned-run average and 102 strikeouts as a senior ... he also went 5-1 with a school record 64 strikeouts as a junior ... he then made 18 appearances in his two seasons at Coastal Carolina ... in 2009 he posted a 1-1 record with a 2.45 earned-run average and 17 strikeouts in 14.2 innings pitched for a 47-16 team that made the NCAA Chapel Hill Regional.

Personal: Brad is the son of Bryan and Maila Goldberg, and he has two brothers, Rob and Todd.

**21 BRAD HALLBERG**

Junior
INF
5-11, 200
Barron, Wis.
Barron High School

Coach Greg Beals: "Brad is very dependable both on defense and with his at-bats. His versatility serves him well as he will see time at first base, third base and as our designated hitter."

2011 (Sophomore): Appeared in 47 games, starting 42 ... batted .254 with 27 runs scored and 14 RBI ... led the team with 28 walks ... recorded nine multi-hit games ... 6-for-13 with four runs scored and two RBI in three games in Winter Haven (3/11-13) ... career-best eight game hitting streak (2/26-3/22) ... scored three runs and picked up an RBI in two games against Northwestern (4/1-3) ... 3-for-6 with three runs scored vs. Michigan State (4/15-17) ... 3-for-8 with a double and a pair of walks at Minnesota (5/19-21) ... named Academic All-Big Ten and an OSU Scholar-Athlete.

2010 (Freshman): Brad played in 33 games and started 23 times at third base and twice as the DH ... played in 11 Big Ten games with seven starts ... he hit .273 for the season with 13 runs, three doubles, a home run and eight RBI ... had eight multi-hit games (all career-high tying two-hit games) ... had two RBI vs. St. Louis ... hit first collegiate home run in season opener vs. Florida A&M ... had personal best five-game hit streak between 3/14 and 3/24, hitting .421 in the process (8 for 19) ... closed season with hits in six of final seven games (7 for 23; .304) with hits in five of six Big Ten games ... following the season Brad played summer ball for the Wisconsin Rapids Rafters of the Northwoods League.

2009 (Medical Redshirt): Played in four games, starting three, before shoulder injury ended his season ... was 4-for-10 on the season with three RBI and four runs scored ... in his first collegiate start against Northeastern, went 2-for-3 with two RBI and a run scored ... an OSU Scholar-Athlete.

Barron H.S.: Brad was a four-year varsity infielder ... named first team All-Heart of the North Conference in 2008 ... leading hitter and pitcher during conference championships ... hit .556 with 35 hits, 10 doubles, two triples, four home runs, and no strikeouts in 2008 ... third team Wisconsin Baseball Coaches Association all-state pick in 2008 ... second team all-state in 2006 and was only sophomore selected to all-state first or second team ... member of WBCA Wisconsin all-star team and chosen to Midwest Baseball Classic ... two-time all-Northwest Wisconsin selection ... chosen to 2006 Puma Arizona Fall Classic ... four-year varsity athlete in baseball and basketball, three-year competitor in soccer, and played one year of football ... all-conference in basketball and soccer ... captained soccer team for two years and the basketball team as a senior.

Personal: Brad is the son of Monti and Julie Hallberg ... has two older brothers - Ben and Mark - and an older sister, Kayla ... Mark was an All-Atlantic Coast Conference shortstop in 2007 at Florida State and was drafted in the ninth round of the 2007 MLB Draft by the Arizona Diamondbacks.

**28 BRETT MCKINNEY**

Junior
RHP
6-2, 225
Hamilton, Ohio
Badin High School

Coach Greg Beals: "Brett is a physical guy with a strong arm. He solidified a weekend rotation spot last season. Brett has continued his pitch development and I look forward to a great season from him."

2011 (Sophomore): Appeared in 17 games, making 10 starts ... went 3-3 with a 4.48 ERA ... third on the team with 64.1 innings pitched and second on the team with 49 strikeouts ... made first start of the season, giving up one earned over 3.2 innings at Fresno State (3/22) ... tossed 5.0 innings, giving up one earned on two hits while striking out five vs. Xavier (3/29) ... struck out five over 5.2 innings at Indiana (4/9) ... tossed 5.0 innings, giving up three earned while striking out five vs. Michigan (4/30) ... struck out an Ohio State team season-high nine over 6.0 innings vs. Iowa (5/14) ... gave up one earned over 6.0 innings while striking out five to pick up the win at Minnesota (5/19) ... allowed one earned over 6.0 innings against Illinois in Big Ten tournament (5/26).

2010 (Freshman): Brett played in 16 games, including five Big Ten Conference games, and made 11 starts ... he posted a 3-4 record with a 6.67 earned run average ... logged 59.1 innings with 46 strikeouts, 32 walks and 78 hits allowed ... worked 5.0 innings and didn't allow a run in his first collegiate start - vs. Florida A&M - to pick up first win ... set a career best with eight strikeouts in the game and only walked two ... pitched a career-high 7.1 innings against Eastern Michigan, but did not get a decision ... worked 4.0 innings without allowing a run to earn the win vs. Xavier and did not allow a run in 5.0 innings vs. Marshall to earn a victory in that game ... made Big Ten starts vs. Michigan, Illinois and Iowa.

Badin H.S.: Named the 2009 D-III Player of the Year in the state of Ohio ... Cincinnati Greater Catholic League MVP in 2008 and 2009 ... a three-year starter at Badin ... played on state runner-up team in 2008 and 2009 ... combined to go 18-2 with 145 strikeouts in 124 innings pitched his final two high school seasons ... a three-year letterwinner on the Badin football team.

Personal: Brett is the son of Chuck and Melanie McKinney ... father played pro ball in the Cincinnati Reds organization ... has an older brother, Chad, and a younger brother, Andrew.

**16 GREG SOLOMON**

Junior
C/INF
6-2, 200
Litchfield Park, Ariz.
Millennium High School

Coach Greg Beals: "Greg is probably our best athlete and most versatile player. After catching almost every game last year, he also will see significant playing time at third base this season. Greg Solomon is a gamer!"

2011 (Sophomore): Appeared in 49 games, making 46 starts ... batted .273 with 27 runs scored and 25 RBI ... second on the team with 15 doubles and two triples ... hit two home runs while slugging .430 ... batted .333 with runners in scoring position and tied for team lead with 14 two-out RBI ... recorded 14 multi-hit and eight multiple RBI games ... named Big Ten Player of the Week (4/4) ... 3-for-5 with a triple against St. John's (2/20) ... 2-for-4 with two RBI and three runs scored vs. WMU (2/26) ... 2-for-4 with a double and three RBI vs. Yale (3/12) ... 2-for-4 with a double, an RBI and a run scored at Fresno State (3/22) ... 6-for-10 with a pair of doubles and four RBI in series vs. Northwestern (4/1-3) ... two doubles and two runs scored in series at Penn State (4/23-24) ... 3-for-10 with an inside-the-park home run, two RBI and three runs scored in Big Ten tournament (5/25-27).

Millennium/Paradise Valley CC: Three-year starting catcher at Millennium High School ... he then went to Paradise Valley Community College in Phoenix, Ariz., for two years, playing in 2009 but missing all but eight games of the 2010 season because of a knee injury ... he played in 32 games in 2009 and hit .241 with five doubles and 10 runs batted in ... this summer Greg started 21 games and played in 26 for the Mohawk Valley Dawgs of the NY Collegiate Baseball League.

Personal: Greg is the son of Pam and Jim Solomon, and has two brothers, Tyke, and David.

**15 MIKE CARROLL**

Sophomore
OF
5-11, 205
Granger, Ind.
Penn High School

Coach Greg Beals: "Michael is a dynamic offensive player, combining speed and power. I am very excited to add him to our lineup - I expect Mike to hit in the middle of our lineup."

2011 (Redshirt): Sat out the 2011 season after transferring from Duke.

Penn H.S./Duke: Mike, a three-year starter at Penn High School, was named first team All-Indiana and first team All-Northern Indiana Conference his junior and senior seasons ... he batted over .500 and combined for over 70 stolen bases his last two years at Penn ... was named MVP of the "South Bend Tribune" Dream Team ... also lettered three years in football and was selected to the Indiana Football Coaches Association's Top 50 ... Mike transferred to Ohio State in Summer 2010 after playing for Duke University as a freshman in 2009-10, starting 27 games ... he hit .258 with a couple of triples, 13 runs scored and nine runs batted in for the 29-27 Blue Devils.

Personal: Mike is the son of Pat and Monica Carroll, and he has two brothers, Jon and Nick.

**33 JOSH DEZSE**


Sophomore
1B/DH/RHP
6-5, 225
Powell, Ohio
Olentangy Liberty High School

Coach Greg Beals: "Coming off a fantastic freshman campaign Josh is once again slated to be our first baseman and closer. Josh is extremely talented and is learning how to be a great baseball player."

2011 (Freshman): Started all 53 games, 32 at first base and 21 as a designated hitter ... led the team with a .332 batting average, 42 runs batted in, a .472 slugging percentage and .427 on-base percentage ... tied for the team lead with four home runs ... recorded 11 doubles, two triples, 30 runs scored and tied for second on the team with 27 walks ... tied for third on the team with 17 multi-hit games ... went 5-for-7 with the bases loaded and led the team with a .338 average with runners in scoring position ... made 26 appearances out of the bullpen, going 4-2 with a 5.53 ERA and a team-high six saves ... struck out 32 batters in 27.2 innings pitched ... Big Ten Freshman of the Year ... became 14th Ohio State Freshman All-American after earning honors from Collegiate Baseball and second team NCBWA Freshman All-American laurels ... earned Big Ten Freshman of the Week honors four times and Player of the Week laurels twice ... tossed 2.0 scoreless innings while going 3-for-5 with an RBI and a run scored at the plate vs. St John's (2/20) ... 7-for-12 with two RBI at Big Ten/Big East Challenge (2/18-20) ... earned first collegiate save against Western Michigan (2/25) ... 5-for-16 with five RBI and two runs scored in series vs. Western Michigan (2/25-27) ... 5-for-12 with a double and two RBI in Northwestern series (4/1-3) ... 8-for-11 with a double, a triple, a home run and eight RBI vs. Michigan State (4/15-17) ... 6-for-10 with a double, a triple, six RBI and three runs scored vs. Michigan (4/29-30) ... also tossed 2.0 perfect innings, striking out six over two appearances vs. the Wolverines ... 4-for-12 with a double, a home run and three RBI in Minnesota series (5/19-21).

Olentangy Liberty H.S.: A three-year starter, Josh was named first team all-district and honorable mention all-state by the Ohio High School Baseball Coaches Association as a senior ... he was selected in the 28th-round of the 2010 MLB draft by the New York Yankees ... he went 5-2 on the mound with one save, a 2.44 ERA and 74 strikeouts in 43.0 innings for a 21-9 Olentangy Liberty team that was a District runner-up ... also hit .410 with five home runs and 33 RBI ... one of the Top 10 players in the state as a senior, according to The Buckeye Scout ... as a junior, he batted .348 with 19 RBI and he went 5-0 with a 1.60 ERA. He played for the Ohio Elite U-18 team this summer.

Personal: Josh is the son of Dave and Carol Dezse ... he has one brother, Kyle.

**32 GREG GREVE**

Sophomore
RHP
6-4, 210
Cleveland, Ohio
Walsh Jesuit High School

Coach Greg Beals: "Greg pitched his entire freshman year in our rotation and will again man a rotation spot. He defines the term student-athlete, takes himself seriously and will always make the most of his opportunities."

2011 (Freshman): Appeared in 14 games, starting 12 ... went 3-3 with a 5.00 ERA while ranking second on the team with 68.1 innings pitched ... third on the team with 45 strikeouts ... went 2-1 with a 3.51 ERA in Big Ten play ... named to Big Ten All-Freshman team ... Big Ten Freshman of the Week (5/23) ... picked up first collegiate win, giving up two earned runs and striking out six over 6.0 innings against WMU (2/26) ... tossed 6.0 innings in relief, allowing two earned runs with four strikeouts at Cal (3/19) ... pitched 4.2 innings with five strikeouts against Northwestern (4/3) ... allowed one run on five hits while tying career high with seven strikeouts over 7.0 innings vs. Michigan (4/30) ... picked up the win while tossing 5.0 scoreless innings and striking out three against Iowa (5/15) ... tossed 8.0 shutout innings, striking out five without walking a batter to pick up the win at Minnesota (5/21) ... named an OSU Scholar-Athlete.

Walsh Jesuit H.S.: Greg, a pre-business major at Ohio State, was a 45th-round draft pick by the San Francisco Giants in the 2010 MLB First-Year Player Draft ... this came after he was named a 2010 Louisville Slugger All-American after going 8-1 with a 2.66 earned-run average in 47 innings pitched as a senior at Walsh Jesuit ... he struck out 66 against just nine walks ... one of the Top 10 players in the state as a senior, according to the Buckeye Scout ... for his career, the 2010 Under Armour Preseason All-American posted a 20-3 record on the mound ... he struck out 126 batters in 96.2 innings pitched as a junior and senior ... played third base when not on the mound and hit .400 in 2010 with 27 RBI and 27 runs scored.

Personal: Greg is the son of Joe and Sherri Greve ... he has one sister, Sarah.

**17 BLAKE HUTTON****Sophomore****OF****6-1, 200****Orlando, Fla.****Dr. Phillips High School**

Coach Greg Beals: "Blake is a left-handed hitter who can play many positions. He has speed and arm strength to help us in our outfield."

2011 (Freshman): Appeared in six games off the bench ... went 1-for-5 with a walk for the season ... recorded a pinch-hit single against Illinois State (3/11) ... named an OSU Scholar-Athlete.

Dr. Phillips H.S.: The left-handed hitting Blake, a 2010 captain at Dr. Phillips, was named All-Metro Conference as well as his team's MVP following his senior season ... tournament MVP of spring break tourney ... he was a two-year starter and batted .443 as a senior and his team finished with a 13-14 record ... high school has a rich tradition of baseball alumni, producing four Major Leaguers including Johnny Damon and A.J. Pierzynski ... majoring in pre-business at Ohio State.

Personal: Blake is the son of Mark and Joan Hutton ... brother, Brad, is also a member of the Ohio State baseball team, transferring in from Polk State College in Florida.

**7 PHIL JASKOT****Redshirt Freshman****INF****6-0, 200****Upper Arlington, Ohio****Upper Arlington High School**

Coach Greg Beals: "Phil has worked extremely hard and has made major improvements to his game. In his second season in the program Phil has proven he belongs and will add depth to our infield."

2011 (Redshirt Freshman): Did not see any game action as a reserve infielder.

Upper Arlington H.S.: Phil helped lead Upper Arlington to one of its finest seasons in 20 years as a senior, hitting .411 with 31 RBI for a 23-9 team that won a district title and advanced to a regional semifinal ... also had three home runs and 15 stolen bases and was 3-0 with two saves and a 2.72 earned run average on the mound ... picked up the win in relief vs. Grove City in district championship game ... played for former Buckeye Matt Middleton as a senior ... named first team All-Ohio Capital Conference in both baseball and football as a senior ... a second team All-Metro pick in baseball in 2010 by the Columbus Dispatch ... also earned Associated Press special mention All-Ohio honors in football ... Phil is considering majoring in biology at Ohio State.

Personal: Phil is the son of Mary and Bob Jaskot ... he has three younger siblings: sisters Marissa and Rebecca and a brother, Daniel.

**45 JOHN KUCHNO**

Sophomore

RHP

6-5, 210

Ellicott City, Md.

St. Paul's High School

Coach Greg Beals: "John has tons of ability and continues to make improvements to his pitch quality and consistency. When he figures it out he will be really good. John is a great student-athlete who will compete for a rotation spot."

2011 (Freshman): Appeared in 10 games, making seven starts ... went 1-4 with a 6.68 ERA in 31.0 innings pitched ... struck out one in a scoreless inning against Northwestern (4/2) ... struck out five over 3.0 innings in start against Miami (4/6) ... allowed one earned over 4.0 innings against Akron to pick up first career win (4/13) ... gave up one earned while striking out three in 5.0 innings against Oklahoma State (5/11) ... named Academic All-Big Ten and an OSU Scholar-Athlete.

St. Paul's/Wake Forest: John attended Wake Forest as a freshman in 2009-10 ... after he grew four inches during his year at Wake Forest, he was pitching well in a showcase event in Indianapolis that was attended by Ohio State assistant coach Mike Stafford ... he visited Ohio State on his way home from Indiana and accepted Ohio State's invite to join the team ... played only one year of high school baseball at St. Paul's ... also lettered two years in basketball ... is majoring in political science and journalism.

Personal: John is the son of Vicki and John Kuchno, and he has one sister, Mary Beth.

**31 TIM WETZEL**

Sophomore

OF

5-10, 195

Mayfield, Ohio

Mayfield High School

Coach Greg Beals: "Tim was probably our toughest out this fall. He played every day in center field last year and will do the same again this year as well as hit at the top of our lineup. Tim is an exceptional student-athlete."

2011 (Freshman): Started 47 games, 46 in center field and one as the Buckeyes' designated hitter ... batted .278 with three doubles, two triples, 32 runs scored and 21 RBI ... second on the team with six stolen bases ... named to Big Ten All-Freshman team ... 17-for-50 (.340) with runners in scoring position ... 13 multi-hit games ... 2-for-4 with a run scored vs. Xavier (2/29) ... 6-for-13 with three runs scored and two RBI at Indiana (4/8-10) ... 7-for-13 with a double, triple, four runs scored and four RBI vs. Michigan State (4/15-17) ... recorded three hits, including a double and a triple, in series at Illinois (5/6-8) ... 4-for-11 with three runs scored vs. Iowa (5/13-15) ... 4-for-12 with four RBI and a run scored in Big Ten tournament (5/25-27) ... named an OSU Scholar-Athlete.

Mayfield H.S.: Tim was a four-year starter at Mayfield ... named Northeast Ohio Conference Valley Division Player of the Year ... he batted .553 with 52 hits, 22 doubles, 41 runs batted in and 24 stolen bases for the 2010 regional finalists and was named honorable mention all-state by the Ohio High School Baseball Coaches Association ... ranked as the No. 16 player in the state as a senior by The Buckeye Scout ... set the school record with 28 stolen bases and six triples as a junior when he hit .412 with three home runs and 26 RBI ... a standout football player as well, Wetzel was first team All-Ohio as a junior and third team All-Ohio as a senior ... named News Herald Player of the Year in football as a senior.

Personal: Tim is the son of Renee and Ted Wetzel ... he has one sister, Christina, and one brother, Rob, both of whom are Ohio State students.

**20 TYLER GIANNONATTI**

Junior
RHP
6-0, 205
Chandler, Ariz.
Corona del Sol High School

Corona del Sol H.S./Kansas State/Chandler-Gilbert CC: Spent his freshman season of college baseball playing for Kansas State, helping the Wildcats to a 37-22 record and a berth in the 2010 NCAA Fayetteville Regional ... went 2-0 with a 6.27 ERA in 11 appearances with the Wildcats ... after the season he transferred to Chandler-Gilbert C.C. in his hometown of Chandler, Ariz. ... was a top prep pitcher for Corona del Sol H.S. ... He, and Ohio State shortstop Kirby Pellant, led the Aztecs to the 2009 Arizona Class 5A state championship ... named by the Arizona Baseball Coaches Association as its Player of the Year ... was 14-4 for his high school career and he was 7-1 with a 1.64 ERA during his senior season when he was also named honorable mention all-state and all-city.

Personal: Tyler is the son of Mark and Pam Giannonatti ... has a brother, Justin, and two sisters, Brittany and Nicole.

**43 BRIAN KING**

Junior
LHP
6-3, 195
Chandler, Ariz.
Marcos de Niza High School

Marcos de Niza H.S./Paradise Valley CC: Named a top 100 junior college prospect for 2011 by Perfect Game ... posted an 8-3 record with a 3.63 earned run average in 2010 for Paradise Valley C.C., the same junior college that current Buckeye Greg Solomon attended ... the pair and their teammates helped Paradise Valley make the 2010 National Junior College Athletic Association Division II College World Series ... freshman campaign at Paradise Valley also included 90 innings pitched and 70 strikeouts ... earned second team all-region honors ... threw a perfect game against Luna C.C. on Feb. 10, 2010.

Personal: Brian is the son of Ron and Rene King.

**35 TITO NAVA**

Junior
RHP
5-10, 185
Englewood, Colo.
Cherry Creek High School

Cherry Creek H.S./Duke: Named first team 5A All-State and first team All-Centennial League as a junior and senior ... Under Armour Preseason All-American as a senior ... ranked in the Top 200 players in the nation by Perfect Game ... led state in wins and strikeouts in junior and senior seasons ... tied for most wins in Cherry Creek history ... Rawlings honorable mention Preseason All-American as a senior ... appeared in four games, tossing 6.1 innings, striking out four in freshman season at Duke.

Personal: Tito is the son of Hector and Belinda Nava ... has four older brothers and four older sisters.

**8 KIRBY PELLANT**

Junior
INF
5-10, 175
Chandler, Ariz.
Corona del Sol High School

Corona del Sol H.S./Marshall/Chandler-Gilbert CC: Played for Marshall University as a freshman, hitting leadoff for the Herd and finishing with a .293 overall average that jumped to .337 in conference play with seven doubles, four triples and 20 runs scored ... named to the Conference USA all-freshman team ... transferred to Chandler-Gilbert C.C., located in his hometown, following the 2010 season ... a 38th-round pick by the Los Angeles Dodgers in the 2009 MLB amateur draft, Pellant was a three-time all-city pick for Corona del Sol and first team all-state in 2009 when he, and Ohio State recruit Tyler Giannonatti, helped the Aztecs win the 5A state title ... finished with a .460 career batting average and surpassed the 100 hit, run and RBI plateaus ... also was an all-state pick in football and was his team's MVP as a senior

Personal: Kirby is the son of Gary and Julie Pellant ... has a sister, Elise, and brother, Butch ... his father is a scout for the Chicago White Sox and played baseball collegiately at Long Beach State.

**37 JARON LONG**

Sophomore
RHP
6-0, 180
Scottsdale, Ariz.
Cactus Shadows High School

Cactus Shadows H.S./Chandler-Gilbert CC: Three-year letterwinner in baseball ... Desert Sky Conference Pitcher of the Year ... honorable mention all-state ... named team captain and most valuable player ... appeared in nine games as a freshman at Chandler-Gilbert, going 3-2 with a 1.62 ERA in 50.0 innings pitched.

Personal: Jaron is the son of Kevin and Marcey Long ... has an older sister, Britney, and older brother, Trace ... father is hitting coach for the New York Yankees.

**29 AUSTIN ACHTER**

Freshman
OF
6-0, 175
Oregon, Ohio
Clay High School

Clay H.S.: A three-year starter at Clay, Achter was named first team all-city and all-district his junior and senior seasons and second team all-city and all-district his sophomore season ... batted .338 with 20 runs scored, five doubles, three triples, three home runs, 17 RBI and 13 stolen bases as a senior ... selected to play for Team Ohio in the Heartland Baseball Classic ... also lettered in football and basketball.

Personal: Austin is the son of Rod and Cindy Achter ... has an older sister, Mandy, and older brother, A.J. ... A.J. plays in the Minnesota Twins organization after attending Michigan State ... father was drafted by Minnesota Vikings and later played for the New York Jets and Cincinnati Bengals.

**50 TRACE DEMPSEY**

Freshman
RHP
6-1, 180
Huntington, W.Va.
Huntington High School

Huntington H.S.: Lettered all four years at Huntington ... a two-time first team all-state and three-time first team All-Mountain State Athletic Conference selection ... went 7-1 with a 1.02 ERA and 101 strikeouts in 52.0 innings pitched as a senior ... led team in ERA and wins three times in high school ... 2011 Rawlings Preseason All-American ... two-time NABF World Series all-tournament team selection ... lettered four times in golf and basketball and was a three-time first team all-conference pick in golf.

Personal: Trace is the son of Mary Dempsey and Samuel Dick ... has a younger sister, Griffin.

**25 AARON GRETZ**

Freshman
C
6-0, 205
Apple Valley, Minn.
Apple Valley High School

Apple Valley H.S.: A four-year letterwinner at Apple Valley, Gretz was a two-time honorable mention all-state honoree and two-time team captain ... batted .322 with 19 RBI, 13 runs scored and a .459 on-base percentage as a senior ... named All-Lake Conference as a junior ... won two national championships in summer ball with the Ohio Warhawks ... a four-year letterwinner as goalie of the hockey team at Apple Valley.

Personal: Aaron is the son of Brian and Suzanne Gretz ... has two older brothers, Nick and Andy ... Nick played four years in the Colorado Rockies organization.

**12 RYAN LEFFEL**

Freshman
INF
6-0, 185
Dublin, Ohio
Coffman High School

Dublin Coffman H.S.: A two-year letterwinner at Coffman, Leffel was named first team Division I All-Central district and first team All-Ohio Capital Conference in 2011 ... batted .373 with a .510 on-base percentage and .693 slugging percentage as a senior ... hit four home runs and led the team in triples and RBI.

Personal: Ryan is the son of Mark and Cathy Leffel ... has a younger sister, Jillian.

**38 MATT PANEK**

Freshman
LHP
6-2, 185
Cary, Ill.
Cary-Grove High School

Cary-Grove H.S.: Named first team All-Fox Valley Conference as a junior and also received all-area accolades ... Rawlings Central Region honorable mention ... went 8-0 with a 2.50 ERA and 57 strikeouts in 51.0 innings pitched in 2011 ... posted a 6-2 record on the mound in 2010 with a 3.50 ERA and 41 strikeouts in 54.0 innings pitched ... helped Cary-Grove reach its first Illinois state championship in 2009 and regional championships in 2010 and 2011.

Personal: Matt is the son of Jeff and Karen Panek.

**3 PATRICK PORTER**

Freshman
OF
6-0, 205
Chagrin Falls, Ohio
Kenston High School

Kenston H.S.: Named Division II Player of the Year and first team All-Ohio as a senior ... a three-time team MVP and two-time Chagrin Valley Conference MVP ... four-year letterwinner ... batted .561 with 13 doubles, nine triples, 10 home runs, 21 stolen bases and 43 RBI as a senior ... Bombers won CVC in junior and senior seasons ... a second team All-Ohio running back on the football team ... lettered three years in football.

Personal: Patrick is the son of Pat and Karen Porter ... has one sister, Allison.

**14 ROBERT SAKOSKY**

Freshman
RHP
6-1, 180
Dayton, Ohio
Northmont High School

Northmont H.S.: A three-year letterwinner at Northmont ... named first team All-Greater Western Ohio Conference and second team All-Area for 2010 and 2011 GWOC champions ... went 4-3 with a 3.80 ERA in 21.0 innings as a senior ... also lettered in football.

Personal: Robert is the son of Bart and Teresa Sakosky ... has two older sisters, Erika and Vanessa.

**42 SAM SHAFER**

Freshman

RHP

6-4, 195

Bloomville, Ohio

Buckeye Central High School

Buckeye Central H.S.: Lettered all four years as a pitcher/center fielder for the Bucks ... named All-North Central Conference and all-district all four years ... a three-time All-Ohio selection ... helped lead Buckeye Central to four sectional championships and three district championships ... team captain his senior season ... also lettered in football and basketball.

Personal: Sam is the son of Mark and Teresa Shafer ... has an older sister, Caroline.

**1 RYAN WONDERS**

Freshman

C

5-9, 180

Akron, Ohio

Revere High School

Revere H.S.: A four-year letterwinner as an infielder, catcher and pitcher ... first team All-Ohio as a senior ... a two-time first team All-Suburban League selection ... batted .524 with 14 doubles and threw out 20 of 33 base stealers as a senior ... named second team all-conference as a sophomore ... also lettered three years as a guard on the basketball team.

Personal: Ryan is the son of Tom Wonders and Carolyn Brommer ... has a twin brother, Marc, and a younger brother, Jarret.

FIRST TEAM ALL-AMERICANS



WIMMERS • 2009, '10



HALE • 2009



BOURQUIN • 2006



LEWIS • 2003



FRY • 1999



BEAUMONT • 1994



SHOUP • 1967



ARLIN • 1965, '66



PERDUE • 1960



EBERT • 1954



HEIN • 1951



TAYLOR • 1950



ALL-AMERICANS

■ Alex Wimmers / 14 / 2009 and 2010 1st Team

Ohio State's second two-time All-American was named the College Baseball Foundation National Pitcher of the Year after posting a 9-0 record and a 1.61 earned run average as a junior. Wimmers led the Big Ten in ERA and opposing batting average (.218) while posting his 9-0 mark despite missing three starts with a hamstring injury. He was 4-0 with a 1.15 ERA in five Big Ten starts and he was named Big Ten Pitcher of the Year at the conclusion of the season, becoming the first back-to-back award winner in Big Ten history. As a sophomore he went 9-2 with a 3.27 ERA and was named first-team All-America by PING! Baseball. He threw the first nine-inning no hitter in Ohio State history May 2 vs. Michigan with 14 strikeouts and was named Big Ten Conference co-Pitcher of the Year. He led the Big Ten with 136 strikeouts and with a .211 opponents' batting average. He is fourth at Ohio State in fewest runs allowed (81) and fifth in strikeouts (273), fewest earned runs allowed (71) and fewest hits (173). He is sixth in earned run average (2.94) and his 18 career victories rank 23rd. His strikeout total is also good for a tie for 16th-place all-time in the Big Ten Conference. He was drafted in the first round - 21st overall - of the 2010 MLB First-Year Player Draft by the Minnesota Twins.

Jake Hale / 3 / 2009 1st Team

Lettering all four years from 2006-09, Hale was named a first-team All-American by the NCBWA following a senior season where he set the school single-season records for appearances (40) and saves (18). He also set the school career saves mark with 29. The Albany, Ohio native was drafted in the 27th round of the 2009 amateur draft by the Arizona Diamondbacks. A 2009 finalist for the National Stopper of the Year Award, Hale went 3-3 in 18 appearances between rookie ball and Low A in his first season of professional baseball.

Ronnie Bourquin / 23 / 2006 1st Team

A three-year letterwinner for the Buckeyes from 2004-06, Bourquin started 153 games, primarily at third base. His final year at Ohio State, he led the Big Ten in batting average (.416), hits (91), RBI (66) and total bases (134). Bourquin earned Big Ten Player of the Year honors in 2006 and his career batting average of .345 ranks in the Top 20 all-time at Ohio State. The Canton, Ohio native was selected in the second round, the 50th overall pick, by the Detroit Tigers following his junior season in 2006 and was named a 2009 Midwest League Mid-Season All-Star.

Scott Lewis / 3 / 2003 1st Team

Lettering all three years he was at Ohio State from 2002-04, Lewis was named first-team All-American and Big Ten Pitcher of the Year after his sophomore season in 2003. During that sophomore season, Lewis led the Big Ten in ERA (1.61), strikeouts (127) and opponent batting average (.160) after posting a 9-1 record in 83.2 innings pitched. He ranks third on the Ohio State career list with an ERA of 2.38 and tenth in strikeouts with 241. Lewis was drafted in the third round (77th overall) of the 2004 amateur draft by the Cleveland Indians. Lewis pitched 14 consecutive scoreless innings to start his big league career in 2008, going 4-0 with a 2.62 ERA earning him American League Rookie of the Month in September.

Justin Fry / 38 / 1999 1st Team

Lettering all four years at Ohio State from 1996-99, Fry holds the Ohio State career records for wins (36), innings pitched (419.2) and strikeouts (382). He was named a first-team All-American and Big Ten Pitcher of the Year in 1999 after posting an 11-2 record with a 3.70 ERA. He is one of only three Buckeyes to post double-digit win totals in multiple seasons after winning 10 in 1997, earning him second-team All-American honors. Fry struck out over 100 batters three consecutive seasons (101 in 1997, 113 in 1998, 104 in 1999). He was drafted in the 26th round and played three seasons in the Philadelphia Phillies organization. Fry came back in 2009, eight years after his last professional appearance, to pitch in four games for the Windy City Thunderbolts of the Frontier League.

Matt Beaumont / 6 / 1994 1st Team

A three-year letterwinner for the Buckeyes from 1992-94, Beaumont went 11-1 and led the Big Ten in strikeouts (104) in 1994. He was named Big Ten Pitcher of the Year in 1994 and first-team All-Big Ten in 1993 and 1994. Beaumont became the

first Buckeye to record over 100 strikeouts in a season since Joe Sadelfeld accomplished the feat in 1967. Beaumont ranks 10th all-time at Ohio State in wins (25), 12th in ERA (3.71) and 15th with 249.2 innings pitched. Beaumont was selected in the fourth round of the 1994 amateur draft by the California Angels. He made it to Triple-A before ending his minor league career in 2001.

Ray Shoup / 15 / 1967 1st Team

A three-year letterwinner from 1965-67, Shoup was a member of the 1966 national championship team and the 1965 College World Series runner-up team. In his All-American season in 1967, he led the team in batting average (.323), hits (50), at-bats (129) and doubles (15) en route to another trip to the College World Series. Shoup played six seasons in the minors between the Minnesota Twins and New York Yankees organizations. He batted .273 with a .324 on-base percentage in the minors. Shoup was inducted into the Ohio State Varsity "O" Hall of Fame in 1996.

Steve Arlin / 22 / 1965 and 1966 1st Team

Ohio State's first two-time All-American posted a 24-3 record in his two years with the Buckeyes. Posted 24 career wins (to just three losses) despite only playing the 1965 and 1966 seasons. In the 1965 College World Series, Arlin set two College World Series records against Washington State by striking out 20 batters in 15 innings pitched. He posted an 11-1 record in 1966, earning College World Series MVP honors while leading the Buckeyes to the national championship. Arlin ranks second on the Ohio State career list with 294 strikeouts and he was elected to the College Baseball Hall of Fame in 2008, the same year his jersey - No. 22 - was retired at Ohio State. Arlin went on to play parts of six seasons in the big leagues between the San Diego Padres and Cleveland Indians organizations.

Tom Perdue / 3 / 1960 1st Team

A three-year letterwinner from 1960-62, Perdue earned first-team All-American honors after being moved from catcher to the outfield. Perdue holds the Ohio State single-season batting average record of .469 set in his sophomore All-American campaign. He drove in 35 runs and led the team with 11 stolen bases. Perdue finished his Ohio State career with a .342 career batting average. He went on to play four seasons of minor league ball in the Reds and White Sox organizations with his best season coming in 1964 when he batted .268 with 13 home runs and 17 doubles for Peninsula of the Carolina League.

Paul Ebert / 38 / 1954 1st Team

Ebert lettered from 1952-54, garnering first-team All-American honors his senior season after striking out 94 batters in 84.2 innings pitched en route to an 8-3 record. He finished his career holding Ohio State records for wins (21) and strikeouts (223). Ebert was inducted into the Ohio State Varsity "O" Hall of Fame in 1977 not just for his work on the diamond but on the court as well as he was a third-team All-American and first-team All-Big Ten selection for the Ohio State basketball team.

Stewart Hein / 1951 1st Team

Outfielder Stewart Hein, a three-year letterwinner for the Buckeyes from 1950-52, completed his All-American season in 1951 batting .304 with 19 stolen bases. In 33 games, Hein drove in 26 runs off 42 hits. In the 1952 baseball media guide, he is referred to as "one of the finest baseball prospects in recent Ohio State diamond history."

Fred Taylor / 1950 1st Team

Lettering all four years for the Buckeyes from 1947-50, Taylor earned first-team All-American honors as senior, the first Ohio State player to accomplish the feat. He hit .326 in Big Ten Conference play that season and led the team with 26 RBI and three home runs. His jersey - No. 27 - was the first Ohio State baseball jersey to ever be retired. Taylor played professionally for parts of three seasons with the Washington Senators.



ALL-AMERICANS

SECOND TEAM

Ronnie Bourquin.....2006	Jonathan Sweet.....1994	John Machado.....1963
Scott Lewis@.....2003	Mike Durant.....1991	Ron Nischwitz.....1958
Chad Ehrnsberger@.....1999	Scott Kligenbeck.....1991	Charles Ellis.....1955
Mike Lockwood@.....1999	Bill Sharp.....1971	Harry Northrup.....1955
Justin Fry@.....1997, 1999	Charles Brinkman.....1966	Stewart Hein.....1952
Dan Seimetz@.....1997	Arnold Chonko.....1964	



■ Chad Ehrnsberger / 7 / 1999 2nd Team

A three-year letterwinner from 1998-2000, Ehrnsberger earned second-team All-American honors from the NCBWA in 1999. Ehrnsberger led the Buckeyes with 16 home runs and 73 RBI in his All-American season. A career .344 hitter, Ehrnsberger ranks fifth on the Ohio State doubles list with 46 and ninth with 32 home runs. After playing two seasons of Independent League ball, Ehrnsberger played in both the Seattle Mariners and St. Louis Cardinals organizations, reaching Double-A with the Cardinals in 2004. He still plays Independent League baseball, most recently for Edmonton of the Golden Baseball League.

Mike Lockwood / 20 / 1999 2nd Team

A three-year letterwinner from 1997-99, Lockwood was named an NCBWA All-American in 1999. During his All-American season, Lockwood led the Buckeyes in hits (87), at-bats (253) and runs scored (71). He still holds the Ohio State record for runs scored in a season with 72 in 1998 and was tied for the most at-bats in a season with 253 until that record was broken in 2009. Lockwood is second all-time at Ohio State with 198 runs scored and ranks seventh with a .359 career batting average. Drafted in the 23rd round of the 1999 amateur draft by the Oakland Athletics, Lockwood played seven seasons in the Athletics and Boston Red Sox organizations. He had four different stints in Triple-A.

Dan Seimetz / 33 / 1997 2nd Team

Seimetz lettered all four years at Ohio State from 1995-98, earning NCBWA second-team All-American honors in 1997. He still holds the Ohio State records for single-season RBI (80), doubles (25) and home runs (19) all set in the 1997 season. Seimetz holds Ohio State career records in multiple categories including hits (287), doubles (71), home runs (52) and RBI (236). The career .370 hitter and 1997 Big Ten Player of the Year was drafted in the 49th round of the 1997 amateur draft but elected to come back for his senior season.

Jonathan Sweet / 27 / 1994 2nd Team

A three-year letterwinner from 1992-94, Sweet earned All-American honors after batting .390 in his final season in Columbus. Sweet ranks 13th on the all-time list at Ohio State with a .351 career batting average and in the top 25 in runs scored (139) and RBI (132). Drafted in the 19th round of the 1994 amateur draft by the Pittsburgh Pirates, the 1994 Big Ten Player of the Year played six seasons of minor league ball, advancing to Triple-A Nashville in 1998.

Mike Durant / 13 / 1991 2nd Team

A three-year letterwinner from 1989-91, Durant earned All-American honors in 1991. Durant led the Buckeyes in doubles in both 1990 (17) and 1991 (19) and stolen bases in 1991 (22). The catcher ranks eighth all-time at Ohio State with 44 doubles and 13th with 36 stolen bases. Drafted in the second round of the 1991 amateur draft by the Minnesota Twins, Durant played five seasons of minor league ball before making his major league debut for the Twins April 3, 1996. He played in 40 career games for the Twins.

Scott Kligenbeck / 29 / 1991 2nd Team

A three-year letterwinner from 1990-92, Kligenbeck earned All-American honors in 1991. The right-hander ranks fifth on the Buckeyes' all-time wins list with 28, posting a 3.99 career ERA in 277.2 innings pitched. Kligenbeck tossed 25

career complete games and is tied for third all-time in single-season wins with 11 in 1991. Drafted in the fifth round of the 1992 amateur draft by the Baltimore Orioles, Kligenbeck picked up the win in his first major league start on June 2, 1994 against the Detroit Tigers. He also made major league appearances for the Minnesota Twins and Cincinnati Reds during his eight-year professional career.

Bill Sharp / 4 / 1971 2nd Team

A two-year letterwinner in 1970 and 1971, Sharp was named a second-team All-American in 1971. He led the Buckeyes in hits (35) and doubles (7) in that 1971 season. Sharp still ranks in the top 25 at Ohio State with a career .342 batting average. Drafted in the second round of the 1971 draft, Sharp made his major league debut May, 26, 1973 against the Cleveland Indians and played in 398 career games between the White Sox and Milwaukee Brewers organizations.

Charles Brinkman / 8 / 1966 2nd Team

A three-year letterwinner from 1964-66, Brinkman was a part of two College World Series teams, winning the CWS in 1966. The 1966 second-team All-American was drafted in the 16th round of the 1966 amateur draft by the Chicago White Sox and went on the play six seasons in the big leagues between the White Sox and Pittsburgh Pirates organizations.

Arnold Chonko / 3 / 1964 2nd Team

Chonko was a three-year letterwinner from 1963-65, leading the Buckeyes in batting average and runs scored in his final two seasons. The 1965 second-team All-American is 15th on the Ohio State career batting list at .348. Also an All-American at safety on the gridiron, Chonko was drafted in the fifth round of the 1965 draft by the New York Mets.

John Machado / 6 / 1963 2nd Team

A three-year letterwinner from 1962-64, Machado was named All-American in 1963 after leading the Buckeyes in runs scored (36), RBI (32) and home runs (12).

Ron Nischwitz / 1958 2nd Team

A letterwinner in 1957 and 1958, Nischwitz was named an All-American in 1958 after going 9-1 with a 1.71 ERA and 82 strikeouts in 81.1 innings pitched. The left-hander was signed by the Detroit Tigers in 1958 and made his Major League debut Sept. 4, 1961 against the Baltimore Orioles. Nischwitz pitched in 88 games over four years between the Tigers and Cleveland Indians organizations.

Charles Ellis / 1955 2nd Team

A three-year letterwinner from 1954-56, Ellis was named an All-American in 1955 after leading the Buckeyes in runs scored (37), doubles (7) and stolen bases (19).

Harry Northrop / 1955 2nd Team

A letterwinner in 1954 and 1955, Northrop was named All-American in 1955 after leading the Buckeyes in wins (7), ERA (2.26), strikeouts (81) and innings pitched (87.1). His 1.51 ERA in 1954 is still the seventh-best all-time at Ohio State.



ALL-AMERICANS

THIRD TEAM

Jake Hale!.....2009	Dan Seimetz*.....1997
Alex Wimmers@*!.....2009	Roy Marsh.....1994
Cory Luebke!%.....2007	Brian Mannino.....1993
Ronnie Bourquin#.....2006	Mark Mesewicz.....1992
Steve Caravati@.....2004	Ken Tirpack.....1992
Justin Fry*.....1997, 1999	Kevin Rusnak.....1970

HONORABLE MENTION

Roy Apple.....1960	Brian Mannino.....1994
Bill Hess.....1961	Bill Cunningham.....1985
Galen Cisco.....1956	John Orkis.....1982
Don Kelly.....1956	

#College Baseball Insider; @National Collegiate Baseball Writers Association;

*Collegiate Baseball Newspaper; !ABCA; %Ping! Baseball

■ Cory Luebke / 19 / 2007 3rd Team

A three-year letterwinner from 2005-07, Luebke garnered third-team All-American laurels from the American Baseball Coaches Association and Ping! Baseball in 2007. During his All-American season, Luebke was named Big Ten Pitcher of the Year after leading the Buckeyes with a 9-1 record. He posted a team-leading 2.07 ERA and 98 strikeouts in 117.2 innings pitched. Luebke ranks fourth all-time at Ohio State with a 2.86 ERA and is in the top 20 in wins (20) and strikeouts (217). Drafted in the supplemental first round of the 2007 amateur draft by the San Diego Padres, Luebke has posted a 22-16 record with a 3.78 ERA in three seasons of minor league ball and is currently playing for the San Antonio Missions of the Double-A Midwest League. In September 2009, Luebke started three games for the USA World Cup team, boasting a 1-0 record with a 1.50 in 18 innings pitched.

Steve Caravati / 4 / 2004 3rd Team

Lettering all four years for the Buckeyes, Caravati was named an NCBWA third-team All-American in 2004. The 2004 Big Ten Player of the Year led the Buckeyes in batting average (.391), hits (92), RBI (52) and home runs (9). His 92 hits in 2004 still stand as a school record. Caravati is tied atop the Ohio State career triples list with 13, tied for third in hits (250), and fourth on the doubles (47) and RBI (170) lists.

Roy Marsh / 8 / 1994 3rd Team

A three-year letterwinner from 1992-94, Marsh was named a third-team All-American in 1994. Marsh led the Buckeyes in runs scored and stolen bases in both the 1993 and 1994 seasons. He is the Ohio State career leader with 73 stolen bases and ranks 15th in runs scored with 151. Drafted in the 10th round of the 1994 amateur draft by the Houston Astros, Marsh played in parts of five seasons between the Astros and Boston Red Sox organizations.

Brian Mannino / 26 / 1993 3rd Team

Lettering all four years from 1992-95, Mannino was named a third-team All-American his sophomore season of 1993. Mannino led the Buckeyes with 12 home runs that season and currently ranks in the top 10 in most career hitting categories including batting average (.362), hits (250), doubles (45), home runs (35), runs scored (174) and RBI (180). Following his collegiate career, Mannino went on to play three seasons of Independent League baseball.

Mark Mesewicz / 32 / 1992 3rd Team

A three-year letterwinner, Mesewicz was named a third-team All-American in 1992, his final season in Columbus. Mesewicz led the Buckeyes with a 0.97 ERA in 1992 and made 61 appearances over his three-year career, picking up 10 saves. Drafted in the 26th round of the 1992 amateur draft by the Pittsburgh Pirates, Mesewicz played three seasons of minor league ball between the Pirates and St. Louis Cardinals organizations, earning two stints in Double-A.

Ken Tirpack / 31 / 1992 3rd Team

Lettering all four years from 1989-92, Tirpack was named a third-team All-American following his senior season. During that 1992 season, Tirpack led

the Buckeyes in RBI (61) and home runs (13). He still ranks on the Ohio State all-time list in hits (237), doubles (56), home runs (30), runs scored (154) and RBI (178). Tirpack was drafted in the 21st round of the 1992 amateur draft by the Minnesota Twins and played four seasons in the organization.

Kevin Rusnak / 29 / 1970 3rd Team

A three-year letterwinner from 1968-70, Rusnak garnered third-team All-American honors in 1970. That season, Rusnak led the Buckeyes in batting average (.378), hits (45), runs scored (25) and RBI (33). Rusnak was selected in the 30th round of the 1970 amateur draft by the Philadelphia Phillies and went on to play one season in the organization.

Roy Apple / 30 / 1961 3rd Team

Lettering in the 1960-61 seasons, Apple was named a third-team All-American for the 1961 season. Apple went 8-1 that season with a 2.51 ERA and 94 strikeouts in 86.0 innings pitched. After his collegiate career, Apple went on to play four seasons in the minors.

Bill Hess / 28 / 1961 3rd Team

Lettering in the 1961-62 seasons, Hess earned third-team All-American honors in 1961. That season, Hess led the Buckeyes in hits (34), at-bats (96), RBI (20), doubles (6) and home runs (2). He went on to play four seasons in the Minnesota Twins organization.

Galen Cisco / 1956 3rd Team

A three-year letterwinner from 1955-57, Cisco was named a third-team All-American in 1956. Cisco went 7-0 in his All-American season with a team-leading 61 strikeouts in 57.1 innings pitched. He went on to play seven seasons in the Major Leagues in the Red Sox, Mets and Royals organizations. After his playing career, Cisco went on to coach in the big leagues for almost 30 years for five different teams.

Don Kelley / 1956 3rd Team

A three-year letterwinner from 1954-56, Kelley earned third-team All-American honors for the 1956 season. Kelley led the Buckeyes in batting average (.369), hits (27) and runs scored (29).

■ Bill Cunningham / 1985 Honorable Mention

Lettering all four years from 1982-85, Cunningham earned honorable mention All-American honors his senior season. During his All-American season, Cunningham went 9-3 with a 3.30 ERA and 95 strikeouts in 76.1 innings pitched. He struck out 17 Illinois batters, a number that still ranks second in Ohio State history for a nine-inning game, in 1985. Cunningham was drafted in the sixth round of the 1985 amateur draft by the Montreal Expos, going on to play two seasons in the minors.

John Orkis / 1982 Honorable Mention

A three-year letterwinner from 1980-82, Orkis was named an honorable mention All-American for the 1982 season. Orkis led the team that season in batting average (.366), runs scored (56) and doubles (15).



BIG TEN CONFERENCE HONORS

COACH OF THE YEAR

Bob Todd..... 1989-94-99-2001-09

PLAYER OF THE YEAR

Dan Burkhardt 2009
 Ronnie Bourquin..... 2006
 Steve Caravati..... 2004
 Dan Seimetz..... 1997
 Jonathan Sweet..... 1994

PITCHER OF THE YEAR

Alex Wimmers..... 2009, 2010
 Cory Luebke..... 2007
 Scott Lewis..... 2003
 Justin Fry..... 1997, 1999
 Matt Beaumont..... 1994

FRESHMAN OF THE YEAR

Josh Deze.....2011
 J.B. Shuck..... 2006
 Jacob Howell 2004
 Scott Lewis..... 2002
 Doug Deeds..... 2001
 Nick Swisher 2000
 E.J. Laratta 1999
 Dan Seimetz..... 1995
 Matt Beaumont..... 1992
 Scott Klingenbeck..... 1990

FIRST-TEAM ALL-BIG TEN

Matt Angle 2006
 Ray Apple 1960
 Steve Arlin..... 1966, 1967
 Matt Beaumont..... 1993, 1994
 Ronnie Bourquin..... 2006
 Stewart Brownstein 1973
 Dan Burkhardt 2009
 Kevan Cannon 1994, 1995
 Steve Caravati..... 2004
 Mark Carek..... 1997, 1998
 Mike Check..... 2001
 Arnie Chonko..... 1965
 Mark Chonko 1996
 Galen Cisco 1956
 Robbie Cobb 1983
 Cory Cox 2001
 Bill Cunningham 1985
 Matt Davis..... 2003
 Doug Deeds 2001
 Dan DeLucia 2006
 Mark Dempsey 1978
 Ryan Dew 2009
 Mike Durant 1991
 Tom Durant..... 1999
 Paul Ebert..... 1952, 1954
 Alex Eckelman..... 1996, 1997
 Charles Ellis..... 1955
 Chad Ehrnsberger..... 1999, 2000
 Mike Estep 1994

Justin Fry..... 1997, 1999
 Jack Gannon..... 1952, 1953
 Ray Gebhardt..... 1949
 Jake Hale 2009
 Dick Hauck..... 1951
 Stewart Hein..... 1951, 1952
 William Hess..... 1961
 Zach Hurley 2010
 Don Kelley..... 1956
 Bob Klein..... 1962
 Scott Klingenbeck..... 1991
 Mike Kremblas..... 1997
 E. J. Laratta..... 1999, 2001
 Scott Lewis..... 2002, 2003
 John Littlejohn 1975
 Mike Lockwood 1998, 1999
 Cory Luebke..... 2007
 John Machado 1962, 1963, 1964
 Jerry Mahon..... 1976, 1978
 Brian Mannino..... 1993, 1995
 Roy Marsh 1994
 Scott Meadows..... 1986, 1988
 Phil Morgan..... 1969
 Josh Newman..... 2004
 Ron Nischwitz 1958
 Hal Northrup..... 1955
 John Orkis 1982
 Tom Perdue..... 1960
 Mike Polaski..... 1970
 Mike Rabin..... 2005
 Kevin Rusnak..... 1970
 William Sachs..... 1953
 Joe Sadelfeld..... 1967
 Dan Seimetz..... 1995, 1997, 1998
 Paul Semall..... 1977
 Jay Semke..... 1988
 Bill Sharp..... 1971
 Ray Shoup 1967
 Nate Smith 2002
 Christian Snavely 2003
 Fred Strine..... 1970
 Jonathan Sweet..... 1994
 Nick Swisher..... 2001, 2002
 Ken Tirpack..... 1991, 1992
 Fred Taylor..... 1950
 Jamie Taylor..... 1992
 Jason Turner..... 2000
 Matt Wajda..... 1991
 James Weizbiski 1960
 Bob Weygant..... 1949
 Alex Wimmers..... 2009, 2010
 Rick Worthington 1981
 Walt Zabinski..... 1962
 Jason Zoeller..... 2006

ACADEMIC ALL-BIG TEN (since 1980)

Matt Angle 2006, 2007
 Matthew Ban 1989, 1990, 1991
 Erik Bjornson 1999
 Brian Bobinski 2010, 2011
 Mark Carek..... 1996, 1997, 1998
 Cody Caughenbaugh 2003, 2004, 2005, 2006
 Mark Chonko 1993, 1994, 1995, 1996
 Robbie Cobb 1981, 1983
David Corna2009, 2011
 Bill Cunningham 1983, 1984, 1985
 Dan DeLucia 2005, 2006, 2008
 Doug Deeds..... 2001, 2002
 Kirk Dixon 1980, 1981, 1982
 Mike Durant 1990
 Thomas Durant..... 1998, 1999
 Alex Eckelman..... 1994
 Chad Ehrnsberger 1998, 1999, 2000
David Fathalikhani2011
 Trey Fausnaugh 2004, 2005, 2006, 2007
 Eric Fryer..... 2006, 2007
Paul Geuy.....2011
 Chris Griffin 2009, 2010
 Chad Hale..... 1993, 1994

Brad Hallberg.....2010, 2011
 Mike Hayes 1990
Brad Hutton.....2011
 Jacob Howell 2004, 2005, 2006, 2007
 Zach Hurley 2007, 2009, 2010
 Scott Kaczmar 1992, 1993, 1994, 1995
 Ted Kalnins 1999
 Tony Kennedy 2005, 2006, 2007, 2008
 Jeff King..... 1982, 1983, 1984
 Keith Klodnick 1988
John Kuchno.....2011
 Michael Lockwood 1997, 1998, 1999
 Cory Luebke 2006, 2007
 Mike Madsen 2003, 2004, 2005
 John Mayor 1999, 2000, 2001
 Rory Meister..... 2005, 2006, 2007, 2008
 Theron Minium..... 2009, 2010, 2011
 Mike Mulligan..... 1990, 1991, 1992
 Josh Newman 2002, 2003, 2004
 Jesse Paciorek 2004
 Terry Pettorini 2001, 2002, 2003
 Martin Pfister 1997
 Greg Prenger 2001, 2003

Greg Rake 1982
 Mike Repasky 1992, 1993, 1994
 Drew Rucinski 2009, 2010, 2011
 Louis Santangelo..... 1998
 Dan Seimetz 1996, 1997, 1998
 Thomas Schwarber 1988, 1990, 1991
 Jay Semke 1987, 1988, 1989
 Nate Smith 2003
 Brandon Steen..... 2000, 2001, 2002
 Jedidiah Stephen 2004, 2005, 2006
 Jonathan Sweet..... 1992
 Erich Theado..... 1997
 Jason Trott 1997, 1998, 1999
 Scott Todd 1993, 1994, 1995, 1996
 Jason Turner..... 1998, 1999, 2000
 Art Vanderpohl 1982
 Benjamin Volk 1995, 1996, 1997
 Bill Wertz..... 1988, 1989
 Dean Wolosiansky 2009, 2010, 2011
 Bob Worley..... 1991
 Kevin Wynk 2001
 Brad Young 1990, 1991, 1993
 Jason Zoeller..... 2005, 2006, 2007

Bold indicates current players



THE COLLEGE WORLD SERIES

BUCKS TOP TEAM, ARLIN TOP PLAYER IN 'WORLD SERIES'

By Dick Otte, Dispatch Sports Writer

OMAHA, Neb. — Ohio State's baseball team ruled the collegiate baseball world and its players dominated the NCAA all-tournament team.

The Buckeyes blasted Oklahoma State, 8-2, in the Saturday night finals of the 20th annual College World Series to cap a 27-6 season and win their first NCAA championship after being runners-up a year ago.

At the end, Steve Arlin, whose pitching magic earned him the tourney's most valuable player laurels, was on the mound setting down Cowboys 1-2-3 in the final frame.

In the beginning it was the muscles of Russ Nagelson, the big rightfielder, who had helped stake starter and winner Dick Boggs to a 3-0 lead with his first of two triples after Richie Copp, who had three hits, had rapped a single with one out in the first, and Bo Rein had powered a double.

Boggs was relieved in the eighth by Mike Swain, who along with Arlin, blanked the Cowboys.


Joining Arlin on the All-tournament team were teammates Nagelson, at first base, catcher Chuck Brinkman and outfielders Rein and Ray Shoup.

Runner-up Oklahoma State placed third baseman Mike Toney and outfielder Bob Weatherly. Rounding out the team were St. John's second baseman Matt Galente and shortstop Joe Russo and Southern California's pitcher John Stewart. Rein, Brinkman and Arlin were repeaters from last year's all-tournament team.

Copp singled in the third and scored on another Nagelson triple. The score was pumped to 6-0 in the sixth on three Cowboy errors and Bruce Heine's single. A triple by Rein, an error and singles by Heine and Copp closed the Buck scoring in the eighth.

The Cowboy counters came in the seventh and eighth. Ron McCord homered for the first one, and a single by Phil Spyles to open the eighth that brought in Swain and Bob Toney's double got the other.

Arlin unquestionably was the star of the show, pitching 19.2 innings in beating Southern California twice and relieving in three other games; giving only five hits and two earned runs. He fanned 27, walked 11 and had an ERA of 0.98.



More Arlin Honors

Steve Arlin, who had his jersey, No. 22, retired by the university in 2004, was enshrined this summer into the National College Baseball Hall of Fame, located in Lubbock, Texas. He went into the Hall of Fame as part of just the third class of enshrinees. The College Baseball Hall of Fame is operated by the College Baseball Foundation.

(At left): A permanent plaque of Arlin's accomplishments, as well as plaques for Fred Taylor and Marty Karow, can be found on the "arches" on the concourse of Bill Davis Stadium.



Members of the 1966 team celebrated the 40th anniversary of its national championship in May 2006 at Bill Davis Stadium.

1966 CHAMPIONSHIP GAME

June 18 vs. Oklahoma State
Rosenblatt Stadium, Omaha, Neb.

Buckeyes 8, Cowboys 2

OKLAHOMA ST.	ab	r	h	bi	avg.
Spyles ss	3	1	1	0	.333
Sellari c	4	0	0	0	.000
Johnson cf	4	0	1	0	.250
Toney 3b	4	0	1	1	.250
Weatherly lf	4	0	2	0	.500
Kuykendll rf	3	0	0	0	.000
Keely ph	1	0	0	0	.000
McCord 1b	4	1	2	1	.500
Freeny 2b	4	0	1	0	.250
Warrington p	0	0	0	0	.000
Burchart p	3	0	0	0	.000
Totals	34	2	8	2	.235

OHIO STATE	ab	r	h	bi	avg.
Shoup rf	4	0	0	0	.000
Copp 3b	4	2	3	1	.750
Rein lf	4	1	1	0	.250
Nagelson 1b	3	1	2	3	.667
Baker cf	4	1	0	0	.000
Sexton ss	4	2	1	0	.250
Brinkman c	4	1	0	0	.000
Heine 2b	3	0	2	2	.667
Boggs p	3	0	0	0	.000
Swain p	0	0	0	0	.000
Monroe ph	1	0	0	0	.000
Arlin p	0	0	0	0	.000
Totals	34	8	9	6	.265

Oklahoma State	0	000	0011	0	-2	8	3
Ohio State	301	002	02x-	8	9	0	

E - Spyles, Freeny, Burchart. **LOB** - Oklahoma State 6, Ohio State 7. **2B** - Toney, Rein. **3B** - Nagelson 2, Sexton. **DP** - Oklahoma State 2, Ohio State 1.

OKLA. STATE	i	p	h	r	er	bb	so	era
Warrington L, 2-1								
	0.1	3	3	2	00	180.0		
Burchart	7.2	6	5	2	5	92.50		

OHIO STATE	i	p	h	r	er	bb	so	era
Boggs W, 6-1	7.0	7	2	2	1	72.57		
Swain	1.0	1	0	0	0	20.00		
Arlin	1.0	0	0	0	0	10.00		

Boggs faced 1 batter in the 8th. T - 2:24. A- 63,376 (new record).



THE COLLEGE WORLD SERIES



OHIO STATE WORLD SERIES FACTS

Overview

Appearances	4 (1951-65-66-67)
Championships.....	1 (1966)
Runner-Up	1 (1965)
Record	9-7 (.563)
Shutouts	2
	1-0, June 17, 1966 vs. USC
	1-0, June 10, 1965 vs. Washington State

CWS All-Time Team

Steve Arlin, P	1965-66
----------------------	---------

CWS 1960's All-Decade Team

Steve Arlin, P	1965-66
Chuck Brinkman, C	1965-66

Most Outstanding Player

Steve Arlin, P	1966
----------------------	------

All-Series Selections

Steve Arlin, P	1965-66
Chuck Brinkman, C	1965-66
Arnold Chonko, 1B	1965
Russ Nagelson, 1B	1966
Bo Rein, SS	1965-66
Ray Shoup, OF	1966

Single-Game Records

Most Innings Pitched	15 by Steve Arlin
	vs. Washington State, June 10, 1965
Most Strikeouts.....	20 by Steve Arlin
	vs. Washington State, June 10, 1965

CWS All-Time Team

Mike Day, C, Oklahoma State	1982-83-84-85
Will Clark, 1B, Mississippi State	1985
Todd Walker, 2B, Louisiana State	1993-94
Robin Ventura, 3B, Oklahoma State	1986-87
Spike Owen, SS, Texas	1981-82
Barry Bonds, OF, Arizona State	1983-84
Mark Kotsay, OF, Cal. State-Fullerton	1994-95
Dave Winfield, OF, Minnesota	1973
Pete Incaviglia, DH, Oklahoma State	1983-84-85
Steve Arlin, P, Ohio State	1965-66
Burt Hooton, P, Texas	1969-70
Rod Dedeaux, Head Coach, USC	1951-55-
	58-60-61-63-64-66-68-70-71-72-73-74-78

ALL-TIME CHAMPIONSHIP GAME RESULTS

Year	Champion	Runner-Up	Score	Most Outstanding Player
2011	South Carolina	Florida	5-2	Scott Wingo, 2B, South Carolina
2010	South Carolina	UCLA	2-1 (11)	Jackie Bradley Jr., OF, South Carolina
2009	Louisiana State	Texas	11-4	Jared Mitchell, OF, Louisiana State
2008	Fresno State	Georgia	8-1	Tommy Mendonca, 3B, Fresno State
2007	Oregon State	North Carolina	9-3	Jorge Reyes, P, Oregon State
2006	Oregon State	North Carolina	3-2	Jonah Nickerson, P, Oregon State
2005	Texas	Florida	6-2	David Maroul, 3B, Texas
2004	Cal State-Fullerton	Texas	3-2	Jason Windsor, P, Cal State-Fullerton
2003	Rice	Stanford	14-2	John Hudgins, P, Stanford
2002	Texas	South Carolina	12-6	Huston Street, P, Texas
2001	Miami (Fla.)	Stanford	12-1	Charlton Jimerson, OF, Miami
2000	Louisiana State	Stanford	6-5	Trey Hodges, P, LSU
1999	Miami (Fla.)	Florida State	6-5	Marshall McDougall, 2B, Florida State
1998	Southern California	Arizona State	21-14	Wes Rachels, 2B, Southern California
1997	Louisiana State	Miami (Fla.)	13-6	Brandon Larson, SS, LSU
1996	Louisiana State	Miami (Fla.)	9-8	Pat Burrell, P, Miami (Fla.)
1995	Cal State-Fullerton	Southern California	11-5	Mark Kotsay, OF/P, Cal State-Fullerton
1994	Oklahoma	Georgia Tech	13-5	Chip Glass, OF, Oklahoma
1993	Louisiana State	Wichita State	8-0	Todd Walker, 2B, LSU
1992	Pepperdine	Cal State-Fullerton	3-2	Phil Nevin, 3B, Cal State-Fullerton
1991	Louisiana State	Wichita State	6-3	Gary Hymel, C, LSU
1990	Georgia	Oklahoma State	2-1	Mike Rebhan, P, Georgia
1989	Wichita State	Texas	5-3	Greg Brummett, P, Wichita State
1988	Stanford	Arizona State	9-4	Lee Plemel, P, Stanford
1987	Stanford	Oklahoma State	9-5	Paul Carey, RF, Stanford
1986	Arizona	Florida State	10-2	Mike Senne, LF, Arizona
1985	Miami (Fla.)	Texas	10-6	Greg Ellena, DH, Miami (Fla.)
1984	Cal State-Fullerton	Texas	3-1	John Fishel, LF, Cal State-Fullerton
1983	Texas	Alabama	4-3	Calvin Schiraldi, P, Texas
1982	Miami (Fla.)	Wichita State	9-3	Dan Smith, P, Miami (Fla.)
1981	Arizona State	Oklahoma State	7-4	Stan Holmes, LF, Arizona State
1980	Arizona	Hawaii	5-3	Terry Francona, LF, Arizona
1979	Cal State-Fullerton	Arkansas	2-1	Tony Hudson, P, Cal State-Fullerton
1978	Southern California	Arizona State	10-3	Rod Boxberger, P, Southern California
1977	Arizona State	South Carolina	2-1	Bob Horner, 3B, Arizona State
1976	Arizona	Eastern Michigan	7-1	Steve Powers, P/DH, Arizona
1975	Texas	South Carolina	5-1	Mickey Reichenbach, 1B, Texas
1974	Southern California	Miami (Fla.)	7-3	George Milke, P, Southern California
1973	Southern California	Arizona State	4-3	Dave Winfield, P/OF, Minnesota
1972	Southern California	Arizona State	1-0	Russ McQueen, P, Southern California
1971	Southern California	Southern Illinois	7-2	Jerry Tabb, 1B, Tulsa
1970	Southern California	Florida State	2-1	Gene Ammann, P, Florida State
1969	Arizona State	Tulsa	10-1	John Dolinsek, LF, Arizona State
1968	Southern California	Southern Illinois	4-3	Bill Seinoth, 1B, Southern California
1967	Arizona State	Houston	11-2	Ron Davini, C, Arizona State
1966	Ohio State	Oklahoma State	8-2	Steve Arlin, Ohio State
1965	Arizona State	Ohio State	2-1	Sal Bando, 3B, Arizona State
1964	Minnesota	Missouri	5-1	Joe Ferris, P, Maine
1963	Southern California	Arizona	5-2	Bud Hollowell, C, Southern California
1962	Michigan	Santa Clara	5-4	Bob Garibaldi, P, Santa Clara
1961	Southern California	Oklahoma State	1-0	Littleton Fowler, P, Oklahoma State
1960	Minnesota	Southern California	2-1	John Erickson, 2B, Minnesota
1959	Oklahoma State	Arizona	5-3	Jim Dobson, 3B, Oklahoma State
1958	Southern California	Missouri	8-7	Bill Thom, P, Southern California
1957	California	Penn State	1-0	Cal Emery, P/1B, Penn State
1956	Minnesota	Arizona	12-1	Jerry Thomas, P, Minnesota
1955	Wake Forest	Western Michigan	7-6	Tom Borland, P, Oklahoma State
1954	Missouri	Rollins	4-1	Tom Yewcic, C, Michigan State
1953	Michigan	Texas	7-5	J.L. Smith, P, Texas
1952	Holy Cross	Missouri	8-4	James O'Neill, P, Holy Cross
1951	Oklahoma	Tennessee	3-2	Sidney Hatfield, P/1B, Tennessee
1950	Texas	Washington State	3-0	Ray VanCleaf, CF, Rutgers
1949	Texas	Wake Forest	10-3	Charles Teague, 2B, Wake Forest
1948	Southern California	Yale	9-2	—
1947	California	Yale	8-7	—



OHIO STATE NCAA HISTORY

2009 Tallahassee Regional
 #2 Georgia 24, #3 Ohio State 7
 Ohio State 6, #4 Marist 4
 Ohio State 13, Georgia 6
 *#1 Florida State 37, Ohio State 6
 *Regional championship Game 1

2007 College Station Regional
 #2 Louisiana-Lafayette 5, #3 Ohio State 4
 Ohio State 6, #4 Le Moyne 5
 #1 Texas A&M 10, Ohio State 4

2005 Corvallis Regional
 #1 Oregon State 4, #4 Ohio State 3
 Ohio State 2, #2 Virginia 1
 #3 St. John's 7, Ohio State 1
 1-2 (.333), third place

2003 Auburn Regional
 #3 Ohio State 10, #2 Clemson 8
 Ohio State 6, #1 Auburn 2
 Ohio State 9, Auburn 7
 3-0 (1.000), first place

2003 Columbus Super Regional
 Southwest Missouri State 13, Ohio State 8
 Southwest Missouri State 13, Ohio State 7
 0-2 (.000), runner-up

2002 South Bend Regional
 #2 Notre Dame 8, #3 Ohio State 6
 Ohio State 12, #4 Kent State 8
 Ohio State 6, #1 South Alabama 4
 Notre Dame 9, Ohio State 6
 2-2 (.500), second place

2001 Columbus Regional
 #3 Delaware 5, #2 Ohio State 4
 #4 Kent State 9, Ohio State 8
 0-2 (.000), fourth place

1999 Columbus Regional
 #1 Ohio State 4, #4 Bowling Green 1
 Ohio State 6, #3 Mississippi State 3
 Ohio State 10, Mississippi State 7
 3-0 (1.000), first place

1999 Columbus Super Regional
 Ohio State 10, Cal State-Fullerton 7
 Cal State-Fullerton 11, Ohio State 5
 Cal State-Fullerton 13, Ohio State 2
 1-2 (.333), runner-up

1997 Mid-east Regional (Oxford, Miss.)
 #2 Mississippi St. 8, #5 Ohio State 5
 #6 Tennessee Tech 5, Ohio State 3
 0-2 (.000), fifth-place tie

1995 Midwest II Regional (Oklahoma City, Okla.)
 #3 Texas 10, #4 Ohio State 5
 #1 Auburn 8, Ohio State 6
 0-2 (.000), fifth-place tie

1994 Atlantic II Regional (Tallahassee, Fla.)
 #1 Ohio State 6, #6 Brigham Young 1
 #3 Kansas 20, Ohio State 6
 #4 Jacksonville 6, Ohio State 5
 1-2 (.333), fourth-place tie

1993 Atlantic Regional (Atlanta, Ga.)
 #3 Wichita State 14, #4 Ohio State 5
 Ohio State 7, #1 Georgia Tech 4
 Ohio State 6, #5 East Carolina 2
 Ohio State 8, Wichita State 6
 Wichita State 5, Ohio State 3
 3-2 (.600), second place

1992 South I Regional (Baton Rouge, La.)
 #3 Cal St.-Fullerton 3, #4 Ohio State 2
 Ohio State 5, #1 Louisiana State 0
 Ohio State 7, #6 Providence 6
 Cal St.-Fullerton 13, Ohio State 1
 2-2 (.500), second place

1991 Midwest Regional (Wichita, Kan.)
 #2 Ohio State 7, #5 Rider 4
 #4 California 10, Ohio State 8
 Ohio State 6, #6 East Carolina 5
 California 6, Ohio State 5
 2-2 (.500), third place

1982 Central Regional (Austin, Texas)
 Oklahoma 5, Ohio State 2
 Florida State 8, Ohio State 3
 0-2 (.000), fifth-place tie

1967 District 4 Playoffs (Carbondale, Ill.)
 Ohio State 3, Valparaiso 2
 Ohio State 5, Southern Illinois 4

Western Michigan 5, Ohio State 4
 Ohio State 5, Western Michigan 4
 3-1 (.750), first place

1967 College World Series (Omaha, Neb.)
 Auburn 1, Ohio State 0
 Houston 7, Ohio State 6
 0-2 (.000), seventh-place tie

1966 District 4 Playoffs (Columbus, Ohio)
 Ohio State 13, Valparaiso 3
 Ohio State 10, Western Michigan 3
 Ohio State 14, Western Michigan 7
 3-0 (1.000), first place

1966 College World Series (Omaha, Neb.)
 Ohio State 4, Oklahoma State 2
 Ohio State 6, Southern California 2
 Ohio State 8, St. John's 7
 Southern California 5, Ohio State 1
 Ohio State 1, Southern California 0
 Ohio State 8, Oklahoma State 2
 5-1 (.833), National Champions

1965 District 4 Playoffs (Athens, Ohio)
 Ohio State 4, Ball State 0
 Ohio State 4, Ohio University 2
 Ohio State 10, Detroit 7
 3-0 (1.000), first place

1965 College World Series (Omaha, Neb.)
 Ohio State 2, Florida State 1
 Ohio State 14, Washington State 1
 Arizona State 9, Ohio State 4
 Ohio State 1, Washington State 0
 Ohio State 7, Arizona State 3
 Arizona State 2, Ohio State 1
 4-2 (.667), National runner-up

1955 District 4 Playoffs (Kalamazoo, Mich.)
 Western Michigan 1, Ohio State 0
 Ohio State 8, Western Michigan 5
 Western Michigan 7, Ohio State 5
 1-2 (.333), did not place

1951 District 4 Playoffs (Columbus, Ohio)
 Ohio State 1, Western Michigan 0
 Western Michigan 4, Ohio State 2
 Ohio State 3, Western Michigan 2
 2-1 (.667), first place

College World Series (Omaha, Neb.)
 Oklahoma 9, Ohio State 8 (10 inn.)
 Texas A&M 3, Ohio State 2
 0-2 (.000), did not place

Note
 1999 marked the first season of Super Regional play. Prior to 1954, district playoff games were not considered a part of the National Collegiate Baseball Championship. The Regional set-up began in 1975.

Districts/Regionals				
Year	W-L	Pct.	Place	
1951	2-1	.667	1st	
1955	1-2	.333	-	
1965	3-0	1.000	1st	
1966	3-0	1.000	1st	
1967	3-1	.750	1st	
1982	0-2	.000	-	
1991	2-2	.500	3rd	
1992	2-2	.500	2nd	
1993	3-2	.600	2nd	
1994	1-2	.333	4th	
1995	0-2	.000	t5th	
1997	0-2	.000	t5th	
1999	3-0	1.000	1st	
2001	0-2	.000	4th	
2002	2-2	.500	2nd	
2003	3-0	1.000	1st	
2005	1-2	.333	3rd	
2007	1-2	.333	3rd	
2009	2-2	.500	2nd	
All-time	32-28	.533		

Super Regionals				
Year	W-L	Pct.	Place	
1999	1-2	.333	2nd	
2003	0-2	.000	2nd	
All-time	1-4	.200		

College World Series				
Year	W-L	Pct.	Place	
1951	0-2	.000	t7th	
1965	4-2	.667	2nd	
1966	5-1	.833	1st	
1967	0-2	.000	t7th	
All-time	9-7	.563		

TEAM BATTING HIGHS

At-Bats 49 vs. Washington State, G2, 1965
 Runs 14, 2 times (most recent vs. Western Michigan, 1966)
 Hits 17, 2 times (most recent vs. Kent State, 2002)
 Doubles 5, 2 times (most recent at Notre Dame, G1, 2002)
 Triples 2, 3 times (most recent vs. East Carolina, 1991)
 Home Runs 4 at Auburn, G1, 2003
 RBI 13, 2 times (most recent vs. Georgia, G2, 2009)
 Stolen Bases 8 vs. Kent State, 2002
 Walks 9 vs. Cal State Fullerton G1, 1999
 Strikeouts 11 at Auburn, G2, 2003

TEAM BATTING LOWS

At-Bats 25 vs. Marist, 2009
 Runs 0, 2 times (most recent vs. Auburn, 1967)
 Hits 4 at Oregon State, 2005
 Doubles 0, 15 times (most recent vs. Le Moyne, 2007)
 Triples 0, 44 times (most recent at Florida State, 2009)
 Home Runs 0, 34 times (most recent vs. Marist, 2009)
 RBI 0, 3 times (most recent vs. Western Michigan, 1955)
 Stolen Bases 0, 31 times (most recent at Florida State, 2009)
 Walks 1, 9 times (most recent vs. Louisiana-Lafayette, 2007)
 Strikeouts 0 vs. Le Moyne, 2007

TEAM PITCHING HIGHS

Strikeouts 20 vs. Washington State, G2, 1965
 Walks 10 vs. Georgia, G1, 2009
 Hits 38, at Florida State, 2009
 Runs 27, at Florida State, 2009
 Earned Runs 33, at Florida State, 2009

TEAM PITCHING LOWS

Strikeouts 1 vs. Cal State Fullerton, G1, 1992
 Walks 0, six times (most recent vs. Le Moyne, 2007)
 Hits 2, vs. Bowling Green, 1999
 Runs 0 vs. Louisiana State, 1992
 Earned Runs 0, three times (most recent vs. Tennessee Tech, 1997)

INDIVIDUAL BATTING

At-Bats 7 by Bo Rein vs. Washington State, G2, 1965
 7 by Don Harkins vs. Washington State, G2, 1965
 Runs 4 by Jimmy Reed vs. Washington State, G1, 1965
 Hits 4, 8 times (most recent by Ryan Dew vs. Georgia, G2, 2009)
 Doubles 2, 7 times (most recent by D. Anderson at Auburn, G2, 2003)
 Triples 2 by Russ Nagelson vs. Oklahoma State, 1966
 Home Runs 2, 3 times (most recent by Michael Stephens vs. Georgia, G2, 2009)
 RBI 5 by Chad Ehrnsberger vs. Cal State-Fullerton G1, 1999
 5 by Matt Middleton vs. Mississippi State, G3, 1999
 5 by Russ Nagelson vs. Washington State, G1, 1965
 Stolen Bases 3 by Ralph Copp vs. Houston, 1967
 3 by Brett Garrard vs. Kent State, 2002
 3 by Drew Anderson vs. Kent State, 2002
 Walks 4 by James Graham vs. Washington State, G2, 1965
 Strikeouts 3 by Mike Lockwood vs. Mississippi State, G2, 1999
 3 by Ken Tirpack vs. Cal State-Fullerton, G1, 1992
 3 by Christian Snavelly vs. Notre Dame, G1, 2002

INDIVIDUAL PITCHING

Innings Pitched 15 by Steve Arlin vs. Washington State, G2, 1965
 Strikeouts 20 by Steve Arlin vs. Washington State, G2, 1965
 Walks 0 by Dan DeLucia vs. Virginia, 2005
 0 by Cory Luebke vs. Le Moyne, 2007
 Hits 2 by Justin Fry vs. Bowling Green, 1999
 Runs 0 by Scott Klingenberg vs. LSU, 1992
 0 by Steve Arlin vs. Washington State, G2, 1965
 Earned Runs 0 by Scott Klingenberg vs. LSU, 1992
 0 by Steve Arlin vs. Washington State, G2, 1965

• Fewest in a complete game



NCAA TOURNAMENT LINESCORES

2009 TALLAHASSEE REGIONAL May 29, Dick Howser Stadium, Tallahassee, Fla.

Georgia 24, Ohio State 7

	1	2	3	4	5	6	7	8	9	R	H	E
OSU	0	0	2	0	0	0	1	3	1	7	10	1
Georgia	8	0	0	2	0	1	3	10	X	24	23	2

Batteries-OSU-Wimmers, Barrera (5), Armstrong (7), Minium (8), Shinn (8) & Burkhart. UGA-Grimm, Esmonde (6), Tanner (8), McRee (8), Allen (9) & Lewis. W-Grimm (4-4); L-Wimmers (9-2). HR-UGA-Cerione 2 (12), Poythress 3 (24), Lewis 2 (18).

2009 TALLAHASSEE REGIONAL May 30, Dick Howser Stadium, Tallahassee, Fla.

Ohio State 6, Marist 4

	1	2	3	4	5	6	7	8	9	R	H	E
Marist	0	2	0	1	0	1	0	0	0	4	10	0
OSU	0	0	4	1	0	1	0	1	X	6	7	0

Batteries-MC-Martin, Putnam (6), Wiley (8) & Stanton. OSU-Wolosiansky, Rucinski (6), Hale (8) & Burkhart. W-Rucinski (11-2); L-Martin (5-6); SV-Hale (17). HR-MC-Agostini (2).

2009 TALLAHASSEE REGIONAL May 31, Dick Howser Stadium, Tallahassee, Fla.

Ohio State 13, Georgia 6

	1	2	3	4	5	6	7	8	9	R	H	E
Georgia	1	4	0	0	0	1	0	0	0	6	10	3
OSU	0	3	2	2	0	0	6	0	0	13	13	0

Batteries-UGA-Walters, Harvil (2), Earls (4), Weaver (7) & Lewis. OSU-Best, Rucinski (5), Hale (8) & Burkhart. W-McGee (6-2); L-Strayer (0-2). HR-FSU-Oravetz (8), Danesh (6), Meschke (3), OSU-Engle (2).

2009 TALLAHASSEE REGIONAL May 31, Dick Howser Stadium, Tallahassee, Fla.

Florida State 37, Ohio State 6

	1	2	3	4	5	6	7	8	9	R	H	E
FSU	8	3	9	1	11	0	0	3	2	37	38	2
OSU	0	0	0	0	2	0	0	2	2	6	13	5

Batteries-FSU-McGee, Parker (6), Gilmartin (8), Posey (8), Marshall (9) & Lopez. OSU-Strayer, Barrera (1), Rucinski (2), Wolosiansky (3), Armstrong (5), Minium (5), Hale (8) & Burkhart. W-McGee (6-2); L-Strayer (0-2). HR-FSU-Oravetz (8), Danesh (6), Meschke (3), OSU-Engle (2).

2007 COLLEGE STATION REGIONAL June 1, Olsen Field, College Station, Tex.

Louisiana-Lafayette 5, Ohio State 4

	1	2	3	4	5	6	7	8	9	R	H	E
OSU	0	0	3	0	1	0	0	0	0	4	12	2
LA-Lafayette	1	0	0	3	0	0	0	0	1	5	13	0

Batteries-OSU-Hale, Edgin (8), Meister (8) & Fryer. LAL-Farquhar, Pilgreen (5) & Lucyry. W-Pilgreen (7-0), L-Meister (4-7). HR-LAL-Gisclair (12).

2007 COLLEGE STATION REGIONAL June 2, Olsen Field, College Station, Tex.

Ohio State 6, Le Moyne 5

	1	2	3	4	5	6	7	8	9	R	H	E
Le Moyne	0	1	1	3	0	0	0	0	0	5	9	2
OSU	1	2	0	2	0	0	0	0	0	6	14	1

Batteries-LeM-Beaulac, Woods (6) & Haynes. OSU-Luebke & Fryer. W-Luebke (9-1); L-Woods (7-2). HR-LeM-Crawford (3), OSU-Howell (4).

2007 COLLEGE STATION REGIONAL June 3, Olsen Field, College Station, Tex.

Texas A&M 10, Ohio State 4

	1	2	3	4	5	6	7	8	9	R	H	E
OSU	0	0	0	3	0	0	0	0	0	4	8	1

Texas A&M 10, OSU 10

	1	2	3	4	5	6	7	8	9	R	H	E
OSU	0	0	0	0	0	0	0	0	0	0	0	0
Texas A&M	1	0	3	1	1	2	2	0	X	10	10	1

Batteries-OSU-Shuck, Fausnaugh (6), Best (7), Edgin (8) & Fryer. TAM-Rivers, Campfield (5) & Stinson. W-Campfield (3-0); L-Shuck (4-4). HR- OSU-Rupert (1), TAM-Stouffer (11), Anders (11), Stinson (1).

2005 CORVALLIS REGIONAL June 3, Goss Stadium, Corvallis, Ore.

Oregon State 4, Ohio State 3

	1	2	3	4	5	6	7	8	9	R	H	E
OSU	0	0	0	1	0	1	1	0	0	3	4	0
Oregon St.	0	2	0	0	0	0	0	1	1	4	9	2

Batteries-OSU-Madsen, Meister (9) & Fryer. ORST-Buck, Gunderson (8) & Canham. W-Gunderson (6-2); L-Meister (8-2). HR-ORST-Canham (7), McFeely (5).

2005 CORVALLIS REGIONAL June 4, Goss Stadium, Corvallis, Ore.

Ohio State 2, Virginia 1

	1	2	3	4	5	6	7	8	9	R	H	E
Virginia	0	0	0	0	0	1	0	0	0	1	4	1
OSU	0	0	0	0	1	0	0	0	1	2	7	2

Batteries-UVA-Kamrath & Headd. OSU-DeLucia & Fryer. W-DeLucia (6-5); L-Kamrath (9-5). HR-None.

2005 CORVALLIS REGIONAL June 3, Goss Stadium, Corvallis, Ore.

St. John's 7, Ohio State 1

	1	2	3	4	5	6	7	8	9	R	H	E
OSU	0	0	0	0	0	1	0	0	0	1	6	3
St. John's	0	0	0	3	3	0	0	1	X	7	8	2

Batteries-OSU-Luyster, Barker (5), Carroll (8). STJ-Sullivan & Hickie. W-Sullivan (8-3); L-Luyster (7-4). HR-STJ-Joachim (5).

2003 AUBURN REGIONAL May 30, Plainsman Park, Auburn, Ala.

Ohio State 10, Clemson 3

	1	2	3	4	5	6	7	8	9	R	H	E
OSU	0	0	2	2	1	0	2	0	3	10	13	3
Clemson	3	0	0	1	0	0	2	0	2	8	11	3

Batteries-OSU-Newman, Brown (7), Davis (8) & Kinneer. CU-Hogan, Hahn (4), Rohrbach (7), Berken (8), Harrelson (9) & Pyzik. W-Newman (8-5); L-Hahn (5-7). HR-OSU-Anderson 2 (8, 9), Caravati (5).

2003 AUBURN REGIONAL May 31, Plainsman Park, Auburn, Ala.

Ohio State 6, Auburn 2

	1	2	3	4	5	6	7	8	9	R	H	E
Auburn	1	1	0	0	0	0	0	0	0	2	8	1
OSU	0	0	2	1	0	1	2	0	X	6	7	0

Batteries-OSU-Madsen, Davis (9) & Kinneer. AU-Hughley, Dueille (6) & Huddleston. W-Madsen (8-1); L-Hughley (6-6). HR-OSU-Anderson 2 (10, 11), Snively (16), Caravati (6). AU-Schade (1).

2003 AUBURN REGIONAL June 1, Plainsman Park, Auburn, Ala.

Ohio State 9, Auburn 7

	1	2	3	4	5	6	7	8	9	R	H	E
Auburn	0	2	3	0	2	0	0	0	0	7	14	4
OSU	0	1	1	3	0	3	1	0	X	9	9	0

Batteries-OSU-Hanners, Brown (5), Luyster (7), Davis (8) & Kinneer. AU-Dennis, Dueille (4), Register (6) & Huddleston. W-Brown (3-0); L-Register (3-3). HR-OSU-Caughenbaugh (1). AU-Huddleston (13), Amonite (12).

2003 COLUMBUS SUPER REGIONAL June 7, Bill Davis Stadium, Columbus, Ohio

Southwest Missouri State 13, Ohio State 8

	1	2	3	4	5	6	7	8	9	R	H	E
OSU	0	0	2	1	0	2	0	3	0	8	7	0
SMS	1	0	7	0	0	0	0	5	X	13	14	2

Batteries-OSU-Newman, Davis (8), Brown (8) & Kinneer. SMS-Mulholland, Marcum (7), Zimmermann (9) & Piazza. W-Marcum (1-4); L-Newman (8-6). HR- OSU-Anderson (12), Caravati (7), Garrard (8), Stephen (6); SMS-Brinkley (8).

2003 COLUMBUS SUPER REGIONAL June 8, Bill Davis Stadium, Columbus, Ohio

Southwest Missouri State 7, Ohio State 7

	1	2	3	4	5	6	7	8	9	R	H	E
SMS	2	1	0	0	0	8	0	2	0	13	16	1
OSU	0	1	3	0	2	0	2	0	0	7	9	4

Batteries-SMS-Ziegler, Zimmermann (7) & Piazza. OSU-Madsen, Luyster (6), Brown (6), Hanners (7), Prenger (8) & Kinneer. W-Ziegler (12-1); S-Zimmerman. L-Luyster (3-1). HR-SMS-Piazza (15), Marcum (6), OSU-Caravati (8), Garrard (9).

2002 SOUTH BEND REGIONAL May 31, Frank Eck Stadium, South Bend, Ind.

Notre Dame 8, Ohio State 6

	1	2	3	4	5	6	7	8	9	R	H	E
OSU	0	1	0	0	1	1	2	0	1	6	10	1
Notre Dame	0	0	0	2	0	0	5	1	X	8	15	0

Batteries-OSU-Newman, Smith (7), Hanners (8) & Wilkins. UND-Ogilvie, Niesel (6), Gagne (7) & O'Toole. W-Gagne (8-4); L-Newman (8-6). HR- OSU-Snavely (9), UND-Bok (2).

2002 SOUTH BEND REGIONAL June 1, Frank Eck Stadium, South Bend, Ind.

Ohio State 12, Kent State 8

	1	2	3	4	5	6	7	8	9	R	H	E
OSU	0	2	2	2	3	0	2	0	1	12	17	1
Kent State	0	0	2	2	1	0	1	0	2	8	13	4

Batteries-OSU-Laratta, Davis (5) & Wilkins. KSU-Lorenzo, Augsburg (5), Frank (6), Galbreath (7), Hlebovy (8) & O'Brien. W-Davis (6-0); L-Lorenzo (6-3). HR- OSU-Snavely (10).

2002 SOUTH BEND REGIONAL June 1, Frank Eck Stadium, South Bend, Ind.

South Alabama 4, Ohio State 3

	1	2	3	4	5	6	7	8	9	R	H	E
S. Alabama	2	2	0	0	0	0	0	0	0	4	10	0
OSU	2	2	0	1	0	0	1	X	0	6	7	1

Batteries-USA-Crosby, Heath (2) & Scoville. OSU-Lewis & Wilkins. W-Lewis (8-2); L-Heath (9-4). HR- USA-Mulhern (17), OSU-Swisher (10), Pettorini (7).

2002 SOUTH BEND REGIONAL June 2, Frank Eck Stadium, South Bend, Ind.

Notre Dame 9, Ohio State 6

	1	2	3	4	5	6	7	8	9	R	H	E
Notre Dame	2	0	0	3	0	2	1	0	1	9	14	0
OSU	0	0	0	1	0	1	0	4	0	6	12	2

Batteries-UND-Niesel, Vilorita (7), Gagne (8) & O'Toole. OSU-Smith, Hanners (6) & Wilkins. W-Niesel (3-0); L-Smith (6-1). HR- UND-Bok (3).

2001 COLUMBUS SUPER REGIONAL May 25, Bill Davis Stadium, Columbus, Ohio

Delaware 5, Ohio State 4

	1	2	3	4	5	6	7	8	9	R	H	E
Delaware	0	0	2	0	1	0	1	0	1	5	9	1
OSU	0	2	0	0	2	0	0	0	0	4	5	1

Batteries-OSU-Laratta, Steen (8), Cox (9) & Wilkins. UD-McGuire (8), Sage (9) & Schneider (8), Wimer (9), W-Sage (11-2); L-Steed (4-4). HR-None.

**2001 COLUMBUS REGIONAL****May 26, Bill Davis Stadium, Columbus, Ohio****Kent State 9, Ohio State 8**

	1	2	3	4	5	6	7	8	9	R	H	E
OSU	0	0	0	1	0	6	1	0	0	8	13	0
Kent State	0	2	2	0	4	0	0	0	1	9	11	3

Batteries-OSU-Goodrum, Prenger (4) & Wilkins, KSU-Hayhurst, Galbreath (5), White (5) & P. O'Brien, W-White (3-1); L-Prenger (5-2); HR-OSU-Deeds (14); KSU-E. O'Brien (19).

1999 COLUMBUS REGIONAL**May 28, Bill Davis Stadium, Columbus, Ohio****Ohio State 4, Bowling Green 1**

	1	2	3	4	5	6	7	8	9	R	H	E
Bowling Green	0	0	0	1	0	0	0	0	0	1	2	1
OSU	0	0	0	0	1	2	1	0	X	4	8	0

Batteries-BGSU-Kelley & Marcum, OSU-Fry & Durant, W-Fry (10-2); L-Kelley (12-4); HR-OSU-Trott (7).

1999 COLUMBUS REGIONAL**May 29, Bill Davis Stadium, Columbus, Ohio****Ohio State 6, Mississippi State 3**

	1	2	3	4	5	6	7	8	9	R	H	E
OSU	0	1	2	2	0	0	1	0	0	6	17	1
Mississippi St.	0	0	0	0	1	2	0	0	0	3	5	1

Batteries-OSU-Laratta & Durant, MSU-Thoms, Donovan (8), Estel (8) & Curry, W-Laratta (10-2); L-Thoms (7-6); HR-OSU-Ehmsberger (15); MSU-Curry (8).

1999 COLUMBUS REGIONAL**May 30, Bill Davis Stadium, Columbus, Ohio****Ohio State 10, Mississippi State 7**

	1	2	3	4	5	6	7	8	9	R	H	E
OSU	0	0	0	5	1	4	0	0	0	10	10	1
Mississippi St.	0	1	1	0	1	0	2	2	0	7	13	0

Batteries-OSU-Lee, Smith (7), Fullenkamp (8) & Durant, MSU-Polk, Carroll (5), Estel (6) & Curry, W-Lee (9-1); L-Polk (5-3); HR-OSU-Middleton (8); MSU-Martin (7), Chapman (6).

1999 COLUMBUS SUPER REGIONAL**June 4, Bill Davis Stadium, Columbus, Ohio****Ohio State 10, Cal State-Fullerton 7**

	1	2	3	4	5	6	7	8	9	R	H	E
CS-Fullerton	1	0	2	0	2	1	0	0	1	7	9	3
OSU	0	1	0	4	0	0	4	X	0	10	10	0

Batteries-OSU-Fry, Fullenkamp (9), Lee (9) & Durant, CSUF-Sorensen, Saarloos (7) & Patterson, W-Fry (11-2); L-Saarloos (7-3); HR-OSU-Ehmsberger (16); CSUF-Rifkin (5), Owens (21).

1999 COLUMBUS SUPER REGIONAL**June 6, Bill Davis Stadium, Columbus, Ohio****Cal State-Fullerton 13, Ohio State 2**

	1	2	3	4	5	6	7	8	9	R	H	E
CS-Fullerton	0	5	0	0	2	2	0	4	0	13	13	0
OSU	0	0	0	1	0	0	1	0	0	2	6	1

Batteries-OSU-Lee, Smith (4), Goodrum (5), Fullenkamp (5), Cox (9) & Durant, CSUF-Carralajo, DeJong (6), Saarloos (7) & Patterson, W-Carralajo (1-0); L-Lee (9-2); HR-OSU-Middleton (9); CSUF-Johnson (13), Rifkin (6), Norris (6), Patterson (2).

1999 COLUMBUS SUPER REGIONAL**June 5, Bill Davis Stadium, Columbus, Ohio****Cal State-Fullerton 11, Ohio State 5**

	1	2	3	4	5	6	7	8	9	R	H	E
OSU	0	0	0	0	0	1	3	1	0	5	10	1
CS-Fullerton	3	0	1	1	3	2	0	1	X	11	16	1

Batteries-CSUF-Smith, Jurado (8) & Patterson, OSU-Laratta, Cox (5), Goodrum (7), Steen (8) & Durant, W-Smith (7-0); L-Laratta (10-3); HR-CSUF-Owens 2 (23), Norris (5).

1997 MIDEAST REGIONAL**May 22, Dudy Noble Field/Polk-DeMent Stadium**

Starkville, Miss.

Mississippi State 8, Ohio State 5

	1	2	3	4	5	6	7	8	9	R	H	E
OSU	0	0	0	5	0	0	0	0	0	5	8	2
Mississippi St.	1	1	1	1	0	0	2	2	X	8	15	0

Batteries-OSU-Fry, Stafford (8), Lee (8) & Kremblas, MSU-DuBose & Patton, W-DuBose (8-3); L-Fry (10-3); HR-None.

1997 MIDEAST REGIONAL**May 23, Dudy Noble Field/Polk-DeMent Stadium**

Starkville, Miss.

Tennessee Tech 5, Ohio State 3

	1	2	3	4	5	6	7	8	9	R	H	E
Tenn. Tech	0	2	0	0	0	2	0	0	1	5	7	3
OSU	0	0	0	1	0	0	2	0	0	3	8	5

Batteries-OSU-Thompson, Lee (6) & Kremblas, TT-Moore, Holloway (7) & Lee, W-Moore (8-1); L-Thompson (10-3); HR-OSU-Seimetz.

1995 MIDWEST II REGIONAL**May 25, All Sports Stadium, Oklahoma City, Okla.**

Texas 10, Ohio State 5

	1	2	3	4	5	6	7	8	9	R	H	E
OSU	0	0	1	0	2	0	2	0	0	5	9	4
Texas	1	1	0	0	2	0	0	6	X	10	13	1

Batteries-OSU-Cannon, Spears (8), Nelson (8) & Eckelman, UT-Smart & Escamilla, W-Escamilla (14-4); L-Cannon (8-6); HR-None.

1995 MIDWEST II REGIONAL**May 26, Dick Howser Stadium, Oklahoma City, Okla.**

Auburn 8, Ohio State 6

	1	2	3	4	5	6	7	8	9	R	H	E
Auburn	0	1	1	0	4	0	1	1	0	8	19	1
OSU	4	0	0	0	0	0	1	1	0	6	12	2

Batteries-AU-Morrison, Woodward (8) & Clark, OSU-Spears, Nelson (5) & Eckelman, W-Morrison (12-2); L-Spears (7-4); HR-AU-Chabot.

1994 ATLANTIC II REGIONAL**May 26, Dick Howser Stadium, Tallahassee, Fla.**

Ohio State 6, Brigham Young 1

	1	2	3	4	5	6	7	8	9	R	H	E
BYU	0	0	0	0	0	0	0	0	1	1	3	3
OSU	0	0	2	0	0	0	3	1	X	6	5	0

Batteries-BYU-Bloomfield, Gatten (8) & Espiritu, OSU-Beaumont & Sweet, W-Beaumont (11-1); L-Bloomfield (8-3) HR-OSU-Repasky (8).

1994 ATLANTIC II REGIONAL**May 27, Dick Howser Stadium, Tallahassee, Fla.**

Kansas 20, Ohio State 6

	1	2	3	4	5	6	7	8	9	R	H	E
OSU	0	3	0	2	0	0	0	1	0	6	12	3
Kansas	2	1	0	5	8	0	4	0	X	20	19	1

Batteries-OSU-Granata, Biehle (4), Pachner (5), Noffke (6), Walker (7) & Sweet, KU-Splittoff & Meadows, W-Splittoff (10-1); L-Granata (7-2) HR-OSU-Kaczmar (18), Marsh (5), KU-Igou 2 (6 & 7), Meadows (2), Monroe (11), Turney (13).

1994 ATLANTIC II REGIONAL**May 28, Dick Howser Stadium, Tallahassee, Fla.**

Jacksonville 6, Ohio State 5

	1	2	3	4	5	6	7	8	9	R	H	E
Jacksonville	0	0	2	0	1	0	2	0	1	6	8	0
OSU	0	0	2	0	0	1	0	2	0	5	10	1

Batteries-OSU-Cannon, Hale (8) & Sweet, JU-Johnson, Knobloch (6), Scheer (8),

Ferguson (9) & Holin, W-Scheer (2-0); L-Hale (3-2); S-Ferguson (2) HR-JU-Diddell (6).

1993 ATLANTIC REGIONAL**May 27, Russ Chandler Stadium, Atlanta, Ga.**

Wichita State 14, Ohio State 5

	1	2	3	4	5	6	7	8	9	R	H	E
OSU	0	0	2	0	0	3	0	0	0	5	8	4
Wichita State	1	0	2	3	0	1	7	0	X	14	14	1

Batteries-OSU-Beaumont, Pachner (7) & Khoury, WSU-Brandley, Dreifort (7) & McCollough, W-Brandley (8-2); L-Beaumont (8-4); S-Dreifort (4); HR-WSU-Adams (1), Dreifort 2 (17 & 18).

1993 ATLANTIC REGIONAL**May 28, Russ Chandler Stadium, Atlanta, Ga.**

Ohio State 7, Georgia Tech 4

	1	2	3	4	5	6	7	8	9	R	H	E
Georgia Tech	0	0	0	0	2	0	0	0	2	4	8	1
OSU	2	0	1	3	0	1	0	X	0	7	13	0

Batteries-GT-Albert, Binkley (5) & Varitek, OSU-Granata & Khoury, W-Granata (7-4); L-Albert (9-7) HR-GT-Newhan (8), Payton (14); OSU-Jones (8), Williams (2).

1993 ATLANTIC REGIONAL**May 29, Russ Chandler Stadium, Atlanta, Ga.**

Ohio State 6, East Carolina 2

	1	2	3	4	5	6	7	8	9	R	H	E
OSU	3	1	0	0	0	0	2	0	0	6	9	0
East Carolina	1	0	1	0	0	0	0	0	0	2	6	3

Batteries-OSU-Cannon, Hale (9) & Khoury, ECU-Blackwell, Whitfield (3) & Antal, W-Cannon (5-5); L-Blackwell (6-2); SV-Hale (4); HR-None.

1993 ATLANTIC REGIONAL**May 30, Russ Chandler Stadium, Atlanta, Ga.**

Ohio State 8, Wichita State 6

	1	2	3	4	5	6	7	8	9	R	H	E
Wichita St.	0	1	0	2	3	0	0	0	0	6	12	2
OSU	0	6	1	0	0	0	1	X	0	8	14	0

Batteries-WSU-Dennis, Jordan (2), Klusener (8) & Wheeler, OSU-Beaumont, Pachner (5), Hale (6) & Khoury, W-Hale (8-0); L-Dennis (2-6) HR-WSU-Dreifort (20), Smith (17); OSU-Khoury (6), Marsh (7).

1993 ATLANTIC REGIONAL**May 30, Russ Chandler Stadium, Atlanta, Ga.**

Ohio State 5, East Carolina 3

	1	2	3	4	5	6	7	8	9	R	H	E
OSU	0	0	0	0	0	3	0	0	0	3	10	1
Wichita St.	0	3	0	1	0	0	1	X	0	5	7	2

Batteries-OSU-Walker, Noffke (2), Pachner (7), Hale (8) & Khoury, WSU-Brandley, Bluma (7) & McCollough, W-Brandley (9-2); L-Walker (3-1); S-Bluma (12); HR-WSU-Smith (18).

1992 SOUTH I REGIONAL**May 21, Alex Box Stadium, Baton Rouge, La.**

Cal State-Fullerton 3, Ohio State 2

	1	2	3	4	5	6	7	8	9	R	H	E
OSU	0	0	1	0	0	1	0	0	0	2	8	2
CS-Fullerton	1	0	0	0	0	0	1	0	1	3	12	1

Batteries-OSU-Granata, Pachner (7), Mesewicz (9) & Khoury, CSUF-Popoff, Dembisky (8) & Moler, W-Dembisky (2-1); L-Pachner (4-2); HR-OSU-Mulligan (6).

1992 SOUTH I REGIONAL**May 22, Alex Box Stadium, Baton Rouge, La.**

Ohio State 5, Louisiana State 0

	1	2	3	4	5	6	7	8	9	R	H	E
LSU	0	0	0	0	0	0	0	0	0	0	5	2



NCAA TOURNAMENT LINESCORES

OSU 1 2 2 0 0 0 0 0 X 5 6 1
 Batteries-LSU-Schultz, Siroka (5) & Antonini, OSU-Klingenbeck & Khoury. W-Klingenbeck (7-7); L-Schultz (8-3). HR-OSU-Khoury (3).

1992 SOUTH I REGIONAL

May 23, Alex Box Stadium, Baton Rouge, La.

OSU 1 2 3 4 5 6 7 8 9 10 11 12 R H E
 OSU 0 1 0 0 0 2 0 0 2 1 0 1 7 15 1
 PROV 0 0 0 0 0 2 2 1 0 1 0 0 6 7 2
 Batteries-OSU-Beaumont, Pachner (7), Mesewicz (8) & Sweet, Khoury (8). PC-Garside, Krollman (7), Surdez (9) & Foster. W-Mesewicz (5-1); L-Surdez (6-2). HR-PC-Martone (11), Lerardi (8).

1992 SOUTH I REGIONAL

May 24, Alex Box Stadium, Baton Rouge, La.

Cal State-Fullerton 13, Ohio State 1

CS-Fullerton 1 2 3 4 5 6 7 8 9 R H E
 OSU 0 2 4 0 5 0 0 0 2 13 14 0
 OSU 0 0 0 0 1 0 0 0 0 1 8 0
 Batteries-CSUF-Popoff, Dembsky (8) & Moler. OSU-Granata, Pachner (3), Noffke (5) & Khoury, Sweet (6). W-Popoff (12-2); L-Granata (9-4). HR-None.

1991 MIDWEST REGIONAL

May 24, Eck Stadium-Tyler Field, Wichita, Kan.

Ohio State 7, Rider 4

Rider 1 2 3 4 5 6 7 8 9 R H E
 OSU 0 0 0 1 0 1 0 0 2 4 10 2
 OSU 0 2 0 0 1 0 0 4 X 7 9 1
 Batteries-RC-Dillman, Fisher (8) & Mahony, OSU-Klingenbeck, Khoury (9) & Durant. W-Klingenbeck (11-2); L-Dillman (7-3). HR-None.

1991 MIDWEST REGIONAL

May 25, Eck Stadium-Tyler Field, Wichita, Kan.

California 10, Ohio State 8

OSU 1 2 3 4 5 6 7 8 9 R H E
 California 2 0 0 0 1 5 0 0 0 8 12 3
 California 4 1 1 0 2 1 0 1 X 10 10 1
 Batteries-OSU-Smith, Worley (5), Granata (9) & Durant.CAL-Cather, Toomey (6), Zuber (9) & Harrison. W-Toomey (5-5); L-Worley (4-2). HR-CAL-Penix (17), Clapinski (6), Harrison (11), Newman (5); OSU-Frey (7).

1991 MIDWEST REGIONAL

May 26, Eck Stadium-Tyler Field, Wichita, Kan.

Ohio State 6, East Carolina 5

E. Carolina 1 2 3 4 5 6 7 8 9 R H E
 OSU 0 0 2 1 1 0 1 0 0 5 7 1
 OSU 1 0 0 4 0 0 0 1 X 6 10 3
 Batteries-ECU-Ambrosius, White (5) & Eason. OSU-Schwarber & Durant. W-Schwarber (14-1); L-White (5-4). HR-ECU-Eason (13); OSU-Ban (4).

1991 MIDWEST REGIONAL

May 26, Eck Stadium-Tyler Field, Wichita, Kan.

California 6, Ohio State 5

OSU 1 2 3 4 5 6 7 8 9 R H E
 California 0 4 0 0 0 0 0 1 1 6 7 3
 Batteries-OSU-Sparma & Durant. CAL-Ludwick, Toomey (5) & Harrison. W-Toomey (6-5); L-Sparma (8-3). HR-CAL-Harrison (12); OSU-Ban (5).

1982 CENTRAL REGIONAL

May 28, Tisch-Falk Field, Austin, Texas

Oklahoma 5, Ohio State 2

1 2 3 4 5 6 7 8 9 R H E

OSU 0 1 0 0 0 1 0 0 0 2 8 3
 Oklahoma 0 0 3 2 0 0 0 0 X 5 9 2
 Batteries-OSU-Swearingen, Klassman (4), Vanderpohl (7), Aurentz (9) & King. OU-Straight, Dean & Empting. W-Straight (6-3); L-Swearingen (9-1). HR-None.

1982 CENTRAL REGIONAL

May 29, Tisch-Falk Field, Austin, Texas

Florida State 8, Ohio State 3

Florida St. 1 2 3 4 5 6 7 8 9 R H E
 OSU 0 2 4 2 0 0 0 0 0 8 10 1
 OSU 0 0 0 0 0 0 0 1 2 3 8 3
 Batteries-FSU-Keeler, Smalley (6), Swindle (9) & Dowell, Ashford. OSU-Cunningham, Devine (3), Vanderpohl (4), Fithian (8) & King. W-Keeler(10-2); L-Cunningham(8-1). HR-OSU-Rake(6).

1967 DISTRICT 4 PLAYOFFS

May 25, Carbondale, Ill.

Ohio State 3, Valparaiso 2

Valparaiso 1 2 3 4 5 6 7 8 9 R H E
 OSU 0 0 0 0 0 1 0 0 1 2 10 1
 OSU 1 0 0 0 0 0 0 0 2 3 4 2
 Batteries-VU-Dorsch & Whetsel. OSU-Boggs, Stilwell (5), Glaser (6), Wolfe (6) & Carlson. W-Wolfe (1-2); L-Dorsch (6-3). HR-None.

1967 DISTRICT 4 PLAYOFFS

May 26, Carbondale, Ill.

Ohio State 5, Southern Illinois 4

OSU 1 2 3 4 5 6 7 8 9 R H E
 S. Illinois 1 0 2 0 0 0 2 0 0 5 9 0
 S. Illinois 3 0 0 0 0 0 0 0 1 4 5 2
 Batteries-OSU-Swain, Sadeloff (8) & Carlson. SI-Kirkland, Ash (7) & Finney. W-Swain (7-3); L-Kirkland (9-4). HR-None.

1967 DISTRICT 4 PLAYOFFS

May 27, Carbondale, Ill.

Western Michigan 5, Ohio State 4

OSU 1 2 3 4 5 6 7 8 9 R H E
 OSU 1 0 0 0 0 3 0 0 0 4 6 3
 W. Michigan 1 0 0 2 0 0 0 0 1 5 5 1
 Batteries-OSU-Sadeloff, Stilwell (5) & Carlson. WMU-Mayer, Pasierb (6) & Brown. W-Pasierb (1-0); L-Stilwell (2-5). HR-OSU-Jacobs, Carlson.

1967 DISTRICT 4 PLAYOFFS

May 27, Carbondale, Ill.

Ohio State 5, Western Michigan 4

OSU 1 2 3 4 5 6 7 8 9 R H E
 W. Michigan 0 0 0 1 3 0 0 0 0 4 5 0
 OSU 0 1 0 1 0 0 0 2 0 1 5 10 5
 Batteries-WM-Johnson, Hall (8) & Brown. OSU-Glaser, Boggs (5), Swain (9) & Carlson. W-Swain (8-3); L-Hall (2-1). HR-None.

1967 COLLEGE WORLD SERIES

June 12, Rosenblatt Stadium, Omaha, Neb.

Auburn 1, Ohio State 0

OSU 1 2 3 4 5 6 7 8 9 R H E
 OSU 0 0 0 0 0 0 0 0 0 0 5 2
 Auburn 1 0 0 0 0 0 0 0 0 1 5 3
 Batteries-OSU-Boggs, Stilwell (8) & Carlson. AU-Lowe & Cox. W-Lowe (14-1); L-Boggs (4-1). HR-None.

1967 COLLEGE WORLD SERIES

June 13, Rosenblatt Stadium, Omaha, Neb.

Houston 7, Ohio State 6

Houston 1 2 3 4 5 6 7 8 9 R H E
 Houston 0 0 0 1 1 2 0 0 3 7 13 1
 OSU 1 0 0 0 5 0 0 0 0 6 7 2
 Batteries-UH-Satcher, Hill (5), Smith (9) & Silman. OSU-Swain, Stilwell (7), Sadeloff (9) & Carlson. W-Hill (6-0); L-Sadeloff (7-5). HR-UH-Toombs, Pacioneck.

1966 DISTRICT 4 PLAYOFFS

June 2, Trautman Field, Columbus, Ohio

Ohio State 13, Valparaiso 3

OSU 1 2 3 4 5 6 7 8 9 R H E
 Valparaiso 0 2 0 1 3 2 0 2 3 13 14 1
 Valparaiso 0 1 0 0 2 0 0 0 0 3 6 5
 Batteries-OSU-Swain & Brinkman. VU-Miklos, Olson (6), Mueller (7), Schrader (8) & Whetzel, Platt. W-Swain (3-0); L-Miklos (5-2). HR-VU-Steinbeck.

1966 DISTRICT 4 PLAYOFFS

June 3, Trautman Field, Columbus, Ohio

Ohio State 10, Western Michigan 3

OSU 1 2 3 4 5 6 7 8 9 R H E
 OSU 0 0 0 1 6 0 1 0 2 10 10 1
 W. Michigan 0 0 0 1 0 0 2 0 0 3 9 5
 Batteries-OSU-Arlin & Brinkman. WM-Johnson, Mayer (5) & Bales. W-Arlin (9-1); L-Johnson (5-2). HR-OSU-Nagelson (5); WM-Starton, Bales.

1966 DISTRICT 4 PLAYOFFS

June 4, Trautman Field, Columbus, Ohio

Ohio State 14, Western Michigan 7

OSU 1 2 3 4 5 6 7 8 9 R H E
 W. Michigan 0 3 1 0 0 3 0 0 0 7 10 4
 OSU 0 2 4 7 0 1 0 0 X 14 16 0
 Batteries-WM-Gartha, Browne (3), Hall (4), Hubbard (4), Mester (7) & Bales. OSU-Boggs, Winning (6), Arlin (6) & Brinkman. W-Boggs (5-1); L-Gartha (6-1). HR-WM-Roberts, Gartha; OSU-Sexton, Nagelson.

1966 COLLEGE WORLD SERIES

June 13, Rosenblatt Stadium, Omaha, Neb.

Ohio State 4, Oklahoma 2

OSU 1 2 3 4 5 6 7 8 9 R H E
 OSU 1 0 0 0 0 0 0 0 3 4 5 1
 Oklahoma St. 0 0 0 0 0 0 0 2 2 5 0
 Batteries-OSU-Swain, Boggs (9), Arlin (9) & Brinkman. OKST-Pierce, Burchart (3) & Sellari. W-Swain (6-1); L-Pierce (6-3). HR-None.

1966 COLLEGE WORLD SERIES

June 14, Rosenblatt Stadium, Omaha, Neb.

Ohio State 6, Southern California 2

OSU 1 2 3 4 5 6 7 8 9 R H E
 USC 0 0 0 0 0 2 0 0 0 2 3 3
 OSU 0 6 0 0 0 0 0 0 X 6 11 1
 Batteries-USC-Herbst, Lee (2) & Sogge. OSU-Arlin & Brinkman. W-Arlin(10-1); L-Herbst (11-4). HR-USC-Gordon.

1966 COLLEGE WORLD SERIES

June 15, Rosenblatt Stadium, Omaha, Neb.

Ohio State 8, St. John's 7

OSU 1 2 3 4 5 6 7 8 9 R H E
 OSU 3 0 3 0 0 0 0 0 2 8 9 3
 St. John's 0 4 2 0 1 0 0 0 0 7 13 1
 Batteries-OSU-Boggs, Heinfield (2), Stilwell (5), Winning (8), Arlin (9) & Brinkman. SJ-Smith, Napolitano (3), Mushinsky (9) & Franks. W-Winning (1-0); L-Napolitano (2-2). HR-None.



1966 COLLEGE WORLD SERIES
June 16, Rosenblatt Stadium, Omaha, Neb.
Ohio State 5, Southern California 1

	1	2	3	4	5	6	7	8	9	R	H	E
USC	0	0	0	0	1	0	1	0	3	5	9	1
OSU	0	0	0	1	0	0	0	0	0	1	7	4

Batteries-SC-Stewart, Lee (8) & Sogge. OSU-Swain, Boggs (8), Winning (9), Heinfield (9) & Brinkman. W-Stewart (16-0); L-Swain (4-1). HR-None.

1966 COLLEGE WORLD SERIES
June 17, Rosenblatt Stadium, Omaha, Neb.
Ohio State 1, Southern California 0

	1	2	3	4	5	6	7	8	9	R	H	E
USC	0	0	0	0	0	0	0	0	0	0	2	2
OSU	0	0	0	1	0	0	0	0	X	1	4	1

Batteries-SC-Cook, Lamb (8) & Sogge. OSU-Arlin & Brinkman. W-Arlin (11-1); L-Cook (8-1). HR-None.

1966 COLLEGE WORLD SERIES, CHAMPIONSHIP GAME
June 18, Rosenblatt Stadium, Omaha, Neb.
Ohio State 8, Oklahoma State 2

	1	2	3	4	5	6	7	8	9	R	H	E
Oklahoma St.	0	0	0	0	0	0	1	1	0	2	8	3
OSU	3	0	1	0	0	2	0	2	X	8	9	0

Batteries-OkST-Warrington, Burchart (1) & Sellari. OSU-Boggs, Swain (8), Arlin (9) & Brinkman. W-Boggs (6-1); L-Warrington (2-1). HR-None.

1965 DISTRICT 4 PLAYOFFS
May 27, Trautwein Field, Athens, Ohio
Ohio State 4, Ball State 0

	1	2	3	4	5	6	7	8	9	R	H	E
Ball State	0	0	0	0	0	0	0	0	0	0	3	3
OSU	0	0	0	0	4	0	0	X	4	7	0	

Batteries-BS-Hajec & Piskula. OSU-Durant & Brinkman. W-Durant (5-2); L-Hajec (8-4). HR-None.

1965 DISTRICT 4 PLAYOFFS
May 28, Trautwein Field, Athens, Ohio
Ohio State 4, Ohio U. 2

	1	2	3	4	5	6	7	8	9	R	H	E
Ohio U.	0	0	1	0	0	0	1	0	0	2	5	3
OSU	0	0	1	3	0	0	0	0	X	4	7	0

Batteries-OU-Stahl, Dixon (7), McConnell (8) & Sprochi. OSU-Arlin & Brinkman. W-Arlin (11-1); L-Stahl (9-2). HR-None.

1965 DISTRICT 4 PLAYOFFS
May 28, Trautwein Field, Athens, Ohio
Ohio State 10, Detroit 7

	1	2	3	4	5	6	7	8	9	R	H	E
Detroit	1	0	0	0	3	0	0	3	0	7	13	1
OSU	3	0	0	0	1	1	3	2	X	10	13	1

Batteries-D-Heath, Zrodowski (8) & Siedlczek. OSU-Singerman, Kitchton (3), Arlin (8) & Brinkman. W-Kitchton (5-3); L-Heath (6-1). HR-OSU-Nagelson.

1965 COLLEGE WORLD SERIES
June 7, Municipal Stadium, Omaha, Neb.
Ohio State 2, Florida State 1

	1	2	3	4	5	6	7	8	9	R	H	E
Florida St.	0	0	0	0	0	1	0	0	0	1	4	1
OSU	0	0	0	2	0	0	0	0	X	2	11	0

Batteries-FSU-Stringfellow & Brown. OSU-Arlin & Brinkman. W-Arlin (12-1); L-Stringfellow (7-4). HR-None.

1965 COLLEGE WORLD SERIES
June 8, Municipal Stadium, Omaha, Neb.
Ohio State 14, Washington State 1

	1	2	3	4	5	6	7	8	9	R	H	E
Wash. St.	0	0	0	0	0	0	1	0	0	1	6	2
OSU	3	0	1	1	0	3	6	0	X	14	13	1

Batteries-WSU-Taylor, Lukens (7), Maclean(7) & Brown. OSU-Durant & Brinkman. W-Durant (6-2); L-Taylor (4-1). HR-OSU-Chonko (2), Harkins (3), Nagelson (7).

1965 COLLEGE WORLD SERIES
June 9, Municipal Stadium, Omaha, Neb.
Arizona State 9, Ohio State 4

	1	2	3	4	5	6	7	8	9	R	H	E
Arizona St.	6	1	0	0	0	0	0	0	2	9	12	4
OSU	0	0	0	1	0	0	0	0	3	4	9	4

Batteries-ASU-Merrick, Nurnberg (8) & Alessi. OSU-Arlin, Kitchton (1), Singerman (9), Merrell (9) & Brinkman. W-Merrick (12-2); L-Arlin (12-2). HR-ASU-Monday (10).

1965 COLLEGE WORLD SERIES
June 10, Municipal Stadium, Omaha, Neb.
Ohio State 7, Washington State 0

	1	2	3	4	5	6	7	8	9	R	H	E
OSU	0	0	0	0	0	0	0	0	0	0	1	7
WSU	0	0	0	0	0	0	0	0	0	0	3	3

Batteries-OSU-Arlin & Brinkman. WS-Maclean, Fiskland (6), Avery (11) & Olerud. W-Arlin (13-2); L-Avery (6-1). HR-None.

1965 COLLEGE WORLD SERIES
June 11, Municipal Stadium, Omaha, Neb.
Ohio State 7, Arizona State 3

	1	2	3	4	5	6	7	8	9	R	H	E
Arizona St.	0	0	0	0	1	0	2	0	0	3	6	3
OSU	1	0	0	3	2	0	0	1	X	7	9	0

Batteries-ASU-Lea, Schmelz (5) & Stadler. OSU-Durant & Brinkman. W-Durant (7-2); L-Lea (11-3). HR-None.

1965 COLLEGE WORLD SERIES
CHAMPIONSHIP GAME
June 12, Municipal Stadium, Omaha, Neb.
Arizona State 2, Ohio State 1

	1	2	3	4	5	6	7	8	9	R	H	E
OSU	0	0	0	1	0	0	0	0	0	1	3	1
Arizona St.	1	0	0	0	0	1	0	0	X	2	5	2

Batteries-OSU-Kitchton, Arlin (7) & Brinkman. ASU-Merrick, Nurnberg (7) & Stadler. W-Merrick (13-2); L-Kitchton (4-3). HR-ASU-Monday.

1955 DISTRICT 4 PLAYOFFS
May 30, Kalamazoo, Mich.
Western Michigan 1, Ohio State 0

	1	2	3	4	5	6	7	8	9	10	R	H	E
OSU	0	0	0	0	0	0	0	0	0	0	0	2	0
W. Michigan	0	0	0	0	0	0	0	0	0	1	1	5	3

Batteries-OSU-Northrop & Brentlinger. WMU-Graham & Messner. W-Graham; L-Northrop. HR-None.

1955 DISTRICT 4 PLAYOFFS
May 30, Kalamazoo, Mich.
Ohio State 8, Western Michigan 5

	1	2	3	4	5	6	7	8	9	R	H	E
W. Michigan	0	2	0	0	0	0	2	0	1	5	7	3
OSU	1	0	2	0	1	0	4	0	X	8	4	3

Batteries-WM-Eggers, Smith (7), Finnefrock (7), Frechette (7) & Messner. OSU-Rutenschroer, Finn (7) & Purvis. W-Finn; L-Eggers. HR-None.

1955 DISTRICT 4 PLAYOFFS
May 31, Kalamazoo, Mich.
Western Michigan 7, Ohio State 5

	1	2	3	4	5	6	7	8	9	R	H	E
OSU	3	0	2	0	0	0	0	0	0	5	8	3
W. Michigan	6	0	0	0	1	0	0	0	X	7	6	2

Batteries-OSU-Soter, Finn (1), Northrop (8) & Brentlinger. WMU-Schwartzkof & Messner. W-Schwartzkof; L-Soter. HR-OSU-Schnabel, Cassidy; WMU-Nagel.

1951 DISTRICT 4 PLAYOFFS
June 8, Varsity Diamond, Columbus, Ohio
Ohio State 1, Western Michigan 0

	1	2	3	4	5	6	7	8	9	10	R	H	E
W. Michigan	0	0	0	0	0	0	0	0	0	0	0	5	3
OSU	0	0	0	0	0	0	0	0	0	1	1	7	1

Batteries-OSU-Hauck & Mann. WM-Edwards & Bruny. W-Hauck; L-Edwards. HR-None.

1951 DISTRICT 4 PLAYOFFS
June 8, Varsity Diamond, Columbus, Ohio (rain)
Western Michigan 4, Ohio State 2

	1	2	3	4	5	R	H	E
W. Michigan	3	0	0	0	1	4	5	0
OSU	2	0	0	0	0	2	5	1

Batteries-OSU-Bohnslav & Gannon. WM-Cole & Bruny. W-Cole; L-Bohnslav. HR-None.

1951 DISTRICT 4 PLAYOFFS
June 9, Varsity Diamond, Columbus, Ohio
Ohio State 3, Western Michigan 2

	1	2	3	4	5	6	7	8	9	R	H	E
OSU	0	0	1	0	2	0	0	0	0	3	5	1
W. Michigan	1	0	0	1	0	0	0	0	0	2	5	2

Batteries-OSU-Williams & Mann. WMU-Hogan, Urda (4) & Bruny. W-Williams; L-Hogan. HR-None.

1951 COLLEGE WORLD SERIES
June 13, Rosenblatt Stadium, Omaha, Neb.
Oklahoma 9, Ohio State 8

	1	2	3	4	5	6	7	8	9	10	R	H	E
OSU	0	0	5	0	0	0	2	1	0	0	8	13	2
Oklahoma	0	1	0	1	0	0	5	0	1	1	9	12	6

Batteries- OSU-Hauck, Scott (7), Williams (7) & Mann. OU-Shirley & Reddell. W-Shirley; L-Williams. HR-None.

1951 COLLEGE WORLD SERIES
June 14, Rosenblatt Stadium, Omaha, Neb.
Texas A&M 3, Ohio State 2
 (Linescore not available)



BIG TEN TOURNAMENT HISTORY

2011 at Columbus, Ohio (1-2)

No. 4 Ohio State 5, No. 5 Minnesota 3
No. 1 Illinois 5, Ohio State 4
Minnesota 9, Ohio State 4

2009 at Columbus, Ohio (1-2)

No. 1 Ohio State 7, No. 4 Illinois 4
No. 3 Indiana 13, Ohio State 3
No. 2 Minnesota 9, Ohio State 6

2008 at Ann Arbor, Mich. (0-2)

No. 4 Illinois 3, No. 5 Ohio State 2
No. 6 Indiana 10, Ohio State 8 (10 innings)

2007 at Ann Arbor, Mich. (4-0)

No. 6 Ohio State 10, Penn State 3
Ohio State 4, No. 1 Michigan 2
Ohio State 10, No. 2 Minnesota 9
Ohio State 4, Minnesota 2
Champion

2006 at Ann Arbor, Mich. (2-2)

No. 3 Ohio State 2, No. 6 Purdue 1 (12 innings)
Ohio State 9, No. 2 Northwestern 0
No. 5 Minnesota 7, Ohio State 3
No. 1 Michigan 3, Ohio State 2
Third Place

2005 at Champaign, Ill. (4-1)

No. 5 Ohio State 7, No. 4 Michigan 3 (13 innings)
Ohio State 6, No. 2 Purdue 5
Ohio State 15, No. 6 Minnesota 6
Minnesota 4, Ohio State 3
Ohio State 14, Minnesota 6
Champion

2004 at Minneapolis, Minn. (4-2)

No. 3 Michigan 10, No. 2 Ohio State 4
Ohio State 8, No. 4 Michigan State 3
Ohio State 6, No. 5 Purdue 4
Ohio State 14, Michigan 2
Ohio State 3, No. 1 Minnesota 2
Minnesota 7, Ohio State 3
Second Place

2003 at Minneapolis, Minn. (4-1)

No. 2 Ohio State 4, No. 3 Michigan 2
No. 1 Minnesota 5, Ohio State 4
Ohio State 13, No. 4 Penn State 3
Ohio State 10, Minnesota 8
Ohio State 17, Minnesota 10
Champion

2002 at Minneapolis, Minn. (3-0)

No. 2 Ohio State 11, No. 4 Indiana 10 (10 inn.)
Ohio State 5, No. 6 Northwestern 2
Ohio State 6, No. 1 Minnesota 3
Champion

2001 at Columbus, Ohio (2-2)

No. 1 Ohio State 8, No. 6 Michigan 4
No. 4 Penn State 4, Ohio State 1
Ohio State 10, No. 5 Illinois 0
No. 3 Minnesota 6, Ohio State 5
Third Place

2000 at Minneapolis, Minn. (2-2)

No. 2 Penn St. 8, No. 5 Ohio State 7
Ohio State 4, No. 6 Northwestern 2
Ohio State 9, No. 3 Purdue 8
No. 4 Illinois 4, Ohio State 0
Third Place

1999 at Columbus, Ohio (0-2)

No. 4 Michigan 8, No. 1 Ohio State 6
No. 2 Minnesota 10, Ohio State 1
Fourth Place

1998 at Champaign, Ill. (0-2)

No. 2 Minnesota 10, No. 3 Ohio St. 3
No. 1 Illinois 9, Ohio State 8
Fourth Place

1997 at Ann Arbor, Mich. (3-0)

No. 2 Ohio State 4, No. 3 Purdue 2
Ohio State 9, No. 1 Michigan 2
Ohio State 8, Michigan 5

Champion

1995 at Columbus, Ohio (4-1)

No. 4 Purdue 3, No. 1 Ohio State 2
Ohio State 16, No. 3 Northwestern 15
Ohio State 8, Purdue 3
Ohio State 19, No. 2 Minnesota 13
Ohio State 11, Minnesota 6
Champion

1994 at Battle Creek, Mich. (3-1)

No. 1 Ohio St. 12, No. 4 Michigan St. 5
Ohio State 6, No. 2 Minnesota 5
No. 3 Michigan 4, Ohio St. 3 (12 inn.)
Ohio State 9, Michigan 7
Champion

1993 at Battle Creek, Mich. (3-1)

No. 1 Ohio State 3, No. 4 Indiana 2 (10 inn.)
No. 2 Minnesota 11, Ohio State 2
Ohio State 15, Indiana 3
Ohio State 7, Minnesota 6 (10 inn.)
Championship 2 rained out; Minnesota declared winner

1992 at Columbus, Ohio (0-2)

No. 4 Illinois 10, No. 1 Ohio State 5
No. 3 Michigan State 10, Ohio State 7
Fourth Place

1991 at Columbus, Ohio (3-0)

No. 1 Ohio St. 10, No. 2 Northwestern 9
Ohio State 15, No. 2 Minnesota 5
Ohio State 3, Minnesota 2
Champion

1990 at Iowa City, Iowa (2-2)

No. 1 Iowa 6, No. 4 Ohio State 4
No. 6 Ohio State 6, No. 3 Minnesota 4
Ohio State 8, Iowa 5
No. 2 Illinois 14, Ohio State 10
Second Place

1989 at Ann Arbor, Mich. (1-2)

No. 1 Michigan 7, No. 4 Ohio State 1
Ohio State 4, No. 2 Iowa 2
Michigan 6, Ohio State 0
Third Place

1988 at Ann Arbor, Mich. (0-2)

No. 1 Michigan 6, No. 4 Ohio State 3
No. 2 Minnesota 6, Ohio State 1
Fourth Place

1985 at Ann Arbor, Mich. (2-2)

Ohio State 3, Illinois 2
Minnesota 8, Ohio State 5
Ohio State 3, Michigan 1
Minnesota 5, Ohio State 3
Second Place

1982 at Champaign, Ill. (2-2)

Ohio State 5, Minnesota 3
Ohio State 7, Michigan 2
Minnesota 8, Ohio State 7
Minnesota 7, Ohio State 5
Second Place

Year	W-L	Pct.	Place
1982	2-2	.500	2nd
1985	2-2	.500	2nd
1988	0-2	.000	4th
1989	1-2	.333	3rd
1990	2-2	.500	2nd
1991	3-0	1.000	1st
1992	0-2	.000	4th
1993	3-1	.750	NC
1994	3-1	.750	1st
1995	4-1	.800	1st
1997	3-0	1.000	1st
1998	0-2	.000	4th
1999	0-2	.000	4th
2000	2-2	.500	3rd
2001	2-2	.500	3rd
2002	3-0	1.000	1st
2003	4-1	.800	1st
2004	4-2	.667	2nd

Year	W-L	Pct.	Place
2005	4-1	.800	1st
2006	2-2	.500	3rd
2007	4-0	1.000	1st
2008	0-2	.000	6th
2009	1-2	.333	3rd
2011	1-2	.333	3rd

All-time 50-35 589

Overview

Season Championships	Appearances	Championships
15	23	8
1917-24(c)-43-51-55-65-66-67-91-93-94-95-99-2001-09	1982-85-88-89-90-91-92-93-94-95-97-98-99-2000-01-02-03-04-05-06-07-08-09-11	1991-94-95-97-2002-03-05-07

(c) Co-champion

Most Outstanding Player of the Tournament

2007	Cory Luebke
2005	Steve Caravati
2003	Brett Garrard
2002	Joe Wilkins
1997	Mike Lockwood
1995 (c)	Scott Kaczmar
1994	Mike Repasky
1993	Matt Beaumont
1991	Keith Klodnick
1982 (c)	Jeff King

(c) Co-MOP

All-Tournament Selections

Drew Anderson, 3B	2002
Jeff Anderson, 2B	1991-92
Matt Angle, OF	2005
Matt Beaumont, P	1993
Ronnie Bourquin, 3B	2004
Dan Burkhart, C	2009
Steve Caravati, DH	2001-03-04-05
Mark Carek, 2B	1995
Jeffrey Carroll, 3B	2004
Bill Cunningham, P	1982-85
Doug Deeds, OF	2002
Brian DeLucia, OF	2011
Dan DeLucia, P	2005
Doug Dendinger, OF	2002
Kirk Dixon, OF	1982
Jason Driscoll, OF	1997
Mike Durant, DH	1990
Tom Eiterman, 1B	1989
Mike Estep, 3B	1994-95
Justin Fry, P	1997
Brett Garrard, SS	2003
Jake Hale, P	2007
Jacob Howell, OF	2004, 2007
Scott Kaczmar, OF	1995
Tony Kennedy, 3B	2007
Jeff King, C	1982
Derek Kinnear, C	2004
Keith Klodnick, OF	1991
Cory Kovanda, 2B	2008
Mike Kremblas, C	1997
E.J. Laratta, P	2002
Scott Lewis, P	2002
Mike Lockwood, OF	1997
Cory Luebke, P	2006-07
Brian Mannino, DH	1993-94
Trent McLvain, SS	2000-01
Scott Meadows, 2B	1988
Mike Mulligan, OF	1990
Josh Newman, P	2003
John Orkis, OF	1982
Greg Prenger, P	2001
Mike Rabin, OF	2003
Mike Repasky, OF	1993-94
Wes Schirtzinger	2005
Tom Schwarber, P	1990-91
Tim Smith, P	1991
Christian Snavely, OF	2003
Bob Spears, P	1995
Jonathan Sweet, 1B	1993-94
Nick Swisher, 1B	2000
Jamie Taylor, 3B	1991
Jason Trott, DH	1997
Jason Turner, OF	2000
Joe Wilkins, C	2002
Chris Williams, SS	1995

Brad Young, 2B..... 1993

Team Tournament Records (Game)

Most at bats	49 vs. Minnesota, 2007
Most hits	23 vs. Minnesota, 1995
Most doubles	8 vs. Minnesota, 1995
Most sacrifices	5(t) vs. Minnesota, 2004
Most strikeouts	17 vs. Illinois, 1985
Most assists	19(t) vs. Purdue, 2000
	19(t) vs. Michigan, 2005
Most errors	5(t) vs. Minnesota, 1993

Team Tournament Records (Tournament)

Most at bats	225, 2004
Most runs	48, 2003
Most hits	80, 2004
Most runs batted in	46, 2003
Most doubles	14, 2004
Most sacrifices	8(t), 2004
	8(t), 2005
Most innings pitched	54.0, 2004
Most strikeouts	41, 1985
Most saves	2(t), 1994, 2004

(t) Tie

Other Tournament Records

Shortest game	1:37, vs. Northwestern, 2000
Longest game	4:06
	vs. Minnesota (11 inn.), G3, 2007
Longest game (by inning)	13, vs. Michigan, 2005
Highest combined score	32
	19 vs. Minnesota 13, 1995
Most combined hits	42
	18 vs. Minnesota 24, 2003
Most combined errors	9
	5 vs. Minnesota 4, G3, 2007

Tournament Records (Game)

Most at-bats	7,
	Chris Williams vs. Minnesota, 1995
Most runs	5, Mike Rabin vs. Minnesota, 2005
Most doubles	3
	Jonathan Sweet vs. Indiana, 1993
	Adam Schneider vs. Minnesota, 2005
Most walks	3(t)
	Mike Rabin vs. Minnesota, 2003
	Matt Angle vs. Michigan, 2006
Most strikeouts	17
	Bill Cunningham vs. Illinois, 1985
Most putouts	16(t)
	John Minch vs. Illinois, 1985
	Paul Farinacci vs. Michigan, 2005
Most assists	8(t)
	Mark Carek vs. Minnesota, 1995
	Gary Jones vs. Michigan, 1994
	Robbie Cobb vs. Michigan, 1982
Most errors	3(t), Gary Jones vs. Michigan, 1994

Tournament Records (Tournament)

Most at-bats	28
	Drew Anderson, 2004
	Jacob Howell, 2004
Most runs	9(t)
	Mike Rabin, 2003
	Drew Anderson, 2003
Most hits	14, Steve Caravati, 2005
Most doubles	5, Derek Kinnear, 2004
Most home runs	4(t), Brett Garrard, 2003
Best on-base percentage	.786
	Keith Klodnick, 1991
Best batting average	.769 (10-13)
	Keith Klodnick, 1991
Most walks	8, Nick Swisher, 2001
Most runs batted in	13, Steve Caravati, 2003
Most total bases	26, Steve Caravati, 2005
Most pitching appearances	4
	Brett Hatcher, 2004
Fewest runs allowed (9 inn. min.)	0(t)
	Greg Prenger, 2001
Fewest walks allowed (9 inn. min.)	0(t)
	E.J. Laratta, 2000
	Mike Madsen, 2005
Most strikeouts	17(t), Bill Cunningham, 1985
Most saves	2(t)
	Chad Hale, 1994
	Trey Fausnaugh, 2004
Most wins	2(t), Jake Hale, 2007

(t) Tie

Bold indicates current player



BIG TEN TOURNAMENT HISTORY

HISTORY OF THE BIG TEN TOURNAMENT

OHIO STATE HAS WON EIGHT CONFERENCE TOURNAMENTS

The inaugural season for Big Ten baseball was in 1896 when Chicago, Michigan, Illinois and Wisconsin competed for the first time as a conference.

In 1947, it was decided that tie games would count as one-half game won and one-half game lost for the determination of winning percentages.


The 1981 season marked the first under the divisional playoff system which was created in order to determine a conference champion. The teams were split up into two divisions: the East which contained Indiana, Michigan, Michigan State, Ohio State and Purdue and the West comprised of Illinois, Iowa, Minnesota, Northwestern and Wisconsin. The top two teams in each division were invited to the championship playoff and the winner was declared the Big Ten Champion.

The teams returned to single division play in 1988 and the top four would play in

the postseason tournament for the conference crown. Beginning in 1993, the present championship format was established. The team with the highest winning percentage through all regular season conference games is declared the Big Ten champion.

In December 2008 the Big Ten elected to go to a neutral site for the six-team post-season tournament (with the tournament winner the automatic qualifier for the NCAA tournament). The 2012 tournament will be played at Huntington Park, in downtown Columbus, Ohio, from May 23-26. The new facility is the home of the Columbus Clippers, the AAA affiliate of the Cleveland Indians.

Note – 1946 was the last season that Chicago would participate as a Big Ten institution and Michigan State began playing in the Big Ten in 1949. Wisconsin's last baseball team was in 1991 and Penn State became eligible for conference play in 1993.



ALL-TIME BIG TEN TOURNAMENT SUMMARY

School	Years	Won	Lost	Pct.	1st	2nd
1. Minnesota	27	63	39	.618	9	11
2. OHIO STATE	24	50	35	.589	8	5
Michigan	21	43	30	.589	8	4
4. Indiana	8	14	13	.519	2	0
5. Illinois	18	25	29	.463	4	2
6. Penn State	9	13	18	.419	0	1
7. Wisconsin	1	1	2	.333	0	0
Purdue	15	15	30	.333	0	2
9. Michigan State	9	8	18	.308	0	3
10. Iowa	8	7	16	.304	0	2
Northwestern	8	7	16	.304	0	1
12. Nebraska	0	0	0	.000	-	-

OHIO STATE VS. THE BIG TEN IN THE TOURNAMENT

Opponent	Games	Record	Pct.	Last Game; Score
Illinois	9	3-6	.333	May 26, 2011; L, 5-4
Indiana	5	3-2	.600	May 22, 2009; L, 13-3
Iowa	3	2-1	.667	May 18, 1990; W, 8-5
Michigan	17	10-7	.588	May 24, 2007; W, 4-2
Michigan State	3	2-1	.667	May 28, 2004; W, 8-3
Minnesota	32	17-15	.531	May 27, 2011; L, 9-4
Northwestern	6	5-0	1.000	May 25, 2006; W, 9-0
Penn State	4	2-2	.500	May 23, 2007; W, 10-3
Purdue	7	6-1	.857	May 24, 2006; W, 2-1

TEAM BATTING HIGHS

At-Bats	49 vs. Minnesota G3, 2007
Runs	19 vs. Minnesota G1, 1995
Hits	23 vs. Minnesota G1, 1995
Doubles	8 vs. Minnesota G1, 1995
Triples	2 vs. Minnesota G3, 2005
Home Runs	5, twice (most recent vs. Minnesota G1, 1995)
RBI	18 vs. Minnesota G1, 1995
Stolen Bases	3, 2 times (most recent vs. Minnesota, G3, 2007)
Walks	11 vs. Indiana, 2008
Strikeouts	13 vs. Michigan, 1988

TEAM BATTING LOWS

At-Bats	29, 4 times (most recent vs. Minnesota, G4, 2007)
Runs	0, 2 times (most recent vs. Illinois, 2000)
Hits	2 vs. Michigan, G2, 1989
Doubles	0, 13 times (most recent vs. Indiana, 2009)
Triples	0, 54 times (most recent vs. Minnesota, 2009)
Home Runs	0, 32 times (most recent vs. Indiana, 2009)
RBI	0, 3 times (most recent vs. Illinois, 2000)
Stolen Bases	0, 44 times (most recent vs. Indiana, 2009)
Walks	0, 5 times (most recent vs. Minnesota, G2, 2005)
Strikeouts	0 vs. Penn State, 2007

TEAM PITCHING HIGHS

Strikeouts	17 vs. Illinois, 1985
Walks	8, twice (most recent vs. Minnesota G1, 1993)
Hits	24 vs. Minnesota G3, 2003
Earned Runs	15 vs. Northwestern, 1995

TEAM PITCHING LOWS

Strikeouts	1, twice (most recent vs. Minnesota, 2001)
Walks	0, four times (most recent vs. Purdue, 2005)
Hits	1, twice (most recent vs. Michigan, 1985)
Earned Runs	0, twice (most recent vs. Illinois, 2001)

INDIVIDUAL BATTING

At-Bats	7, 2 times (most recent by Jacob Howell vs. Minnesota G3, 2007)
Runs	5 by Mike Rabin vs. Minnesota G3, 2005
Hits	5 by Jacob Howell vs. Minnesota G3, 2007
Doubles	3, twice (most recent by Adam Schneider vs. Minnesota G1, 2005)
Triples	1, 14 times (most recent by Zach Hurley vs. Illinois, 2009)
Home Runs	2, 9 times (most recent by Brett Garrard vs. Minn. G3, 2003)
RBI	6, 3 times (most recent by Steve Caravati vs. Penn State, 2003)
Stolen Bases	2, twice (most recent by Mike Harris vs. Illinois, 2001)
Walks	4 by Nick Swisher vs. Penn State, 2001
Strikeouts	4 by James Hufford vs. Michigan, 1988

INDIVIDUAL PITCHING

Strikeouts	17 by Bill Cunningham vs. Illinois, 1985
Walks*	0, twice (most recent by Mike Madsen vs. Purdue, 2005)
Hits*	3 by Matt Beaumont vs. Indiana, G1, 1993
Runs*	0 by Greg Prenger vs. Illinois, 2001
Earned Runs*	0 by Greg Prenger vs. Illinois, 2001

* Fewest in complete game



BIG TEN TOURNAMENT LINESCORES

2011 BIG TEN TOURNAMENT

May 25, Huntington Park, Columbus, Ohio
Ohio State 5, Minnesota 3

	1	2	3	4	5	6	7	8	9	R	H	E
MINN	0	0	0	1	0	0	0	2	0	3	9	2
OSU	0	0	0	0	0	0	5	X		5	8	0

Batteries-ILL-Strack, Zerrusen (7) & Johnson. OSU-Wimmers, Rucinski (7), Hale (9) & Burkhardt. W-Rucinski (10-2); L-Strack (6-1); SV-Hale (16). HR-Johnson (10).

2011 BIG TEN TOURNAMENT

May 26, Huntington Park, Columbus, Ohio
Illinois 5, Ohio State 4

	1	2	3	4	5	6	7	8	9	R	H	E
ILL	0	0	1	0	0	0	0	0	4	5	14	0
OSU	0	0	0	1	0	0	0	0	3	4	6	0

Batteries-ILL-Strack, Zerrusen (7) & Johnson. OSU-Wimmers, Rucinski (7), Hale (9) & Burkhardt. W-Rucinski (10-2); L-Strack (6-1); SV-Hale (16). HR-Johnson (10).

2011 BIG TEN TOURNAMENT

May 27, Huntington Park, Columbus, Ohio
Minnesota 9, Ohio State 4

	1	2	3	4	5	6	7	8	9	R	H	E
MINN	0	0	1	0	0	6	0	2	0	9	11	1
OSU	0	0	0	0	0	3	1	0	0	4	8	2

Batteries-ILL-Strack, Zerrusen (7) & Johnson. OSU-Wimmers, Rucinski (7), Hale (9) & Burkhardt. W-Rucinski (10-2); L-Strack (6-1); SV-Hale (16). HR-Johnson (10).

2009 BIG TEN TOURNAMENT

May 21, Huntington Park, Columbus, Ohio
Ohio State 7, Illinois 4

	1	2	3	4	5	6	7	8	9	R	H	E
ILL	0	2	0	0	0	2	0	0	0	4	7	0
OSU	0	1	0	0	0	2	2	X		7	12	2

Batteries-ILL-Strack, Zerrusen (7) & Johnson. OSU-Wimmers, Rucinski (7), Hale (9) & Burkhardt. W-Rucinski (10-2); L-Strack (6-1); SV-Hale (16). HR-Johnson (10).

2009 BIG TEN TOURNAMENT

May 22, Huntington Park, Columbus, Ohio
Indiana 13, Ohio State 3

	1	2	3	4	5	6	7	8	9	R	H	E
OSU	1	1	0	0	0	1	0	0	0	3	6	3
IND	0	0	0	3	7	0	0	3	X	13	6	1

Batteries-OSU-Wolosiansky, Strayer (5) & Burkhardt. IND-Monar, Igel (7), O'Gara (8) & Phegley. W-Monar (5-3); L-Wolosiansky (11-2); SV-None. HR-None.

2009 BIG TEN TOURNAMENT

May 23, Huntington Park, Columbus, Ohio
Minnesota 9, Ohio State 6

	1	2	3	4	5	6	7	8	9	R	H	E
MINN	4	0	1	0	1	2	1	0	0	9	17	0
OSU	3	1	0	0	0	0	1	1	0	6	15	3

Batteries-MINN-Fern, Rasmussen (5), Matyas (8) & Knudson. OSU-Best, Rucinski (4), Hale (8) & Burkhardt. W-Rasmussen (2-0); L-Best (7-4); SV-Matyas (14). HR-MINN-Decker (4); OSU-Burkhart (10).

2008 BIG TEN TOURNAMENT

May 21, Ray Fisher Stadium, Ann Arbor, Mich.
Illinois 3, Ohio State 2

	1	2	3	4	5	6	7	8	9	R	H	E
OSU	0	2	0	0	0	0	0	0	0	2	4	1
ILL	1	0	1	0	0	0	1	0	X	3	11	1

Batteries-OSU-DeLucia, Wolosiansky (5), Best (8) & Burkhardt. ILL-Manson & Johnson. W-Manson (8-2); L-Wolosiansky (7-4); SV-None. HR-Bonadonna (1).

2008 BIG TEN TOURNAMENT

May 22, Ray Fisher Stadium, Ann Arbor, Mich.
Indiana 10, Ohio State 8 (10 innings)

	1	2	3	4	5	6	7	8	9	10	R	H	E
IND	4	1	0	3	0	0	0	0	0	2	10	15	5
OSU	0	2	4	0	1	0	1	0	1	0	8	12	2

Batteries-OSU-Hale, Wimmers (5), Best (10) & Burkhardt. IND-Bashore, Carr (3) & Phegley. W-Carr (3-1); L-Wimmers (1-2); SV-None. HR-None.

2007 BIG TEN TOURNAMENT

May 23, Ray Fisher Stadium, Ann Arbor, Mich.
Ohio State 10, Penn State 3

	1	2	3	4	5	6	7	8	9	R	H	E
OSU	3	2	1	1	0	0	3	0	0	10	17	2
PSU	0	0	0	0	0	0	0	0	3	3	5	1

Batteries-OSU-Luebke, Barnes (8), Sizemore (9) & Fryer. PSU-Whitehill, Lorentson (3), Stobart (6), Lutiz (7), Amato (8) & Blackburn. W-Luebke (8-1); L-Whitehill (5-6); SV-None. HR-None.

2007 BIG TEN TOURNAMENT

May 24, Ray Fisher Stadium, Ann Arbor, Mich.
Ohio State 4, Michigan 2

	1	2	3	4	5	6	7	8	9	R	H	E
OSU	3	0	0	0	0	1	0	0	0	4	10	0
MICH	0	0	0	1	0	0	0	0	1	2	11	1

Batteries-OSU-Hale & Fryer. MICH-Putnam, Jenzen (8) & Pickens. W-Hale (3-3); L-Putnam (7-4); SV-None. HR-MICH-Abraham (4).

2007 BIG TEN TOURNAMENT

May 25, Ray Fisher Stadium, Ann Arbor, Mich.
Ohio State 10, Minnesota 9

	1	2	3	4	5	6	7	8	9	10	R	H	E	
MINN	0	0	0	2	3	3	1	0	0	0	0	9	17	4
OSU	0	0	1	1	3	0	2	2	0	0	1	10	18	5

Batteries-OSU-Shuck, Fausnaugh (5), Best (7), Barrera (8), Meister (9) & Fryer. MINN-Vogt, Carr (5), Oslin (8), Johnson (11) & Carlson. W-Meister (4-6); L-Oslin (0-2); SV-None. HR-MINN-Hanson (10), Jost (5).

2007 BIG TEN TOURNAMENT

May 27, Ray Fisher Stadium, Ann Arbor, Mich.
Ohio State 4, Minnesota 2

	1	2	3	4	5	6	7	8	9	R	H	E
MINN	0	0	0	0	0	0	0	2	0	2	8	1
OSU	2	0	0	0	0	0	2	X		4	7	1

Batteries-OSU-Luebke, Hale (8) & Fryer. MINN-Perinar, Carr (8) & DeSmidt, Carlson. W-Hale (4-3); L-Perinar (4-5); SV-None. HR-None.

2006 BIG TEN TOURNAMENT

May 24, Ray Fisher Stadium, Ann Arbor, Mich.
Ohio State 2, Purdue 1

	1	2	3	4	5	6	7	8	9	10	11	12	R	H	E
OSU	0	0	0	1	0	0	0	0	0	0	0	0	1	9	0
PUR	0	1	0	0	0	0	0	0	0	0	0	0	1	2	9

Batteries-PUR-Sattler, Dauby (10), Toneguzzi (12) & Neilsen. OSU-DeLucia, Shuck (11) & Fryer. W-Shuck (8-4); L-Dauby (4-6); SV-None. HR-None.

2006 BIG TEN TOURNAMENT

May 25, Ray Fisher Stadium, Ann Arbor, Mich.
Ohio State 2, Purdue 1

	1	2	3	4	5	6	7	8	9	R	H	E
OSU	1	0	2	0	1	0	2	0	3	9	12	1
NW	0	0	0	0	0	0	0	0	0	0	4	3

Batteries-OSU-Luebke, Meister (9) & Fryer. PUR-Brauer, Binder (9), Folan (9), Morgan (9) & Dietz, Vercelli. W-Luebke (7-6); L-Brauer (7-2); SV-None. HR OSU-Fryer (5) & Stephen (9).

2006 BIG TEN TOURNAMENT

May 25, Ray Fisher Stadium, Ann Arbor, Mich.
Minnesota 7, Ohio State 3

	1	2	3	4	5	6	7	8	9	R	H	E
MINN	0	0	4	0	3	0	0	0	0	7	10	1
OSU	0	3	0	0	0	0	0	0	0	3	9	1

Batteries-MINN-Brabender, Johnson (8) & Herbert. OSU-Shuck, Barker (3), Fausnaugh (5), Meister (9) & Fryer. W-Brabender (6-5); L-Shuck (8-5); SV-None. HR-None.

2006 BIG TEN TOURNAMENT

May 26, Ray Fisher Stadium, Ann Arbor, Mich.
Michigan 3, Ohio State 2

	1	2	3	4	5	6	7	8	9	R	H	E
OSU	0	0	1	0	0	0	0	0	1	2	5	3
MICH	0	0	0	1	0	1	0	X		3	7	1

Batteries-OSU-Hale, Meister (8) & Fryer. MICH-Putnam, Jenzen (7), Abraham (9) & Kunkel. W-Putnam (6-1); L-Hale (4-5); SV-Abraham (3). HR-None.

2005 BIG TEN TOURNAMENT

May 25, Illinois Field, Champaign, Ill.
Ohio State 7, Michigan 3

	1	2	3	4	5	6	7	8	9	10	11	12	R	H	E
OSU	0	2	0	0	0	0	0	0	0	0	0	1	4	7	12
MICH	0	0	0	1	0	0	0	0	1	0	0	1	0	3	13

Batteries-OSU-DeLucia, Meister (8) & Fryer. MICH-Brauer, Feldkamp (11) & Kunkel. W-Meister (8-0); L-Feldkamp (9-4); SV-None. HR OSU-Farinacci (2).

2005 BIG TEN TOURNAMENT

May 26, Illinois Field, Champaign, Ill.
Ohio State 6, Purdue 5

	1	2	3	4	5	6	7	8	9	R	H	E
OSU	0	0	3	0	0	0	0	2	1	6	14	1
PUR	0	2	0	0	0	0	0	3	0	5	9	0

Batteries-OSU-Madsen & Fryer. PUR-Byrnes, Dauby (8), Toneguzzi (9) & Ingaldson. W-Madsen (7-3); L-Dauby (2-5); SV-None. HR OSU-Rabin (2).

2005 BIG TEN TOURNAMENT

May 27, Illinois Field, Champaign, Ill.
Ohio State 15, Minnesota 6

	1	2	3	4	5	6	7	8	9	10	11	12	R	H	E
MINN	2	2	2	0	0	0	0	0	0	0	6	14	2		
OSU	3	0	2	0	0	1	9	0	X		15	18	4		

Batteries-MINN-Bull, Perinar (7), Peters (7), Theis (7) & Elder. OSU-Luyster & Fryer. W-Luyster (7-3); L-Bull (4-4); SV-None. HR OSU-Caravati (4).

2005 BIG TEN TOURNAMENT

May 28, Illinois Field, Champaign, Ill.
Minnesota 4, Ohio State 3

	1	2	3	4	5	6	7	8	9	R	H	E
OSU	1	2	0	0	0	0	0	0	0	3	12	0
MINN	0	0	0	0	0	2	0	0	2	4	11	0

Batteries-OSU-Luebke, Meister (8) & Fryer. MINN-Loberg & Elder. W-Loberg (8-5); L-Meister (8-1); SV-None. HR MINN-Fornasiere (3), Hunter (8), Maciej (2).

2005 BIG TEN TOURNAMENT

May 29, Illinois Field, Champaign, Ill.
Ohio State 14, Minnesota 6

	1	2	3	4	5	6	7	8	9	R	H	E
MINN	0	0	1	0	2	0	1	1	1	6	9	3
OSU	2	4	1	4	1	0	2	0	X	14	17	2

Batteries-MINN-DeVries, Oslin (3), Peters(5), Boresford (8), Theis (9) & Elder. OSU-DeLucia, Madsen (6), Hatcher (9) & Fryer. W-DeLucia (5-5); L-DeVries (3-6); SV-None. HR MINN-Fornasiere (4), Maciej (3); OSU-Caravati (5).

2004 BIG TEN TOURNAMENT

May 22, Seibert Field, Minneapolis, Minn.
Michigan 10, Ohio State 4

	1	2	3	4	5	6	7	8	9	R	H	E
MICH	6	4	0	0	0	0	0	0	0	10	16	2
OSU	0	1	2	0	0	0	0	1	0	4	8	0

Batteries-MICH-Brauer & Kunkel. OSU-Madsen, Carroll (2), Paciorek (7), Hatcher (9) & Kinneer. W-Brauer (7-3); L-Madsen (8-4); SV-None. HR MICH-Kunkel (3); OSU-Bourquin (4).

2004 BIG TEN TOURNAMENT

May 28, Seibert Field, Minneapolis, Minn.
Ohio State 8, Michigan State 3

	1	2	3	4	5	6	7	8	9	R	H	E
OSU	0	2	0	0	0	4	1	1	0	8	17	0
MSU	0	1	2	0	0	0	0	0	0	3	8	0

Batteries-OSU-Newman & Kinneer. MSU-Toepper, Dow (6), Kowalski (6), Koeber (7) & Walker, Morris, K. (9). W-Newman (8-6); L-Toepper (4-4); SV-None. HR OSU-Bourquin (5); MSU-Koeber (7).

2004 BIG TEN TOURNAMENT

May 28, Seibert Field, Minneapolis, Minn.
Ohio State 6, Purdue 4

	1	2	3	4	5	6	7
--	---	---	---	---	---	---	---



BIG TEN TOURNAMENT LINESCORES

IND	1	2	3	4	5	6	7	8	9	10	R	H	E
OSU	0	1	2	0	0	6	1	0	0	11	20	3	

Batteries-IND-Otte, Smith (8) & Romero. OSU-Newman, Steen (7), Hanners (7), Davis (8) & Wilkins. W-Davis (5-0); L-Smith (3-2); SV-None. HR-IND-Jones (1), Blakeley (10), Donley (1). OSU-Swisher (9), Wilkins (4), Anderson (3), Pettorini (5).

2002 BIG TEN TOURNAMENT May 24, Seibert Field, Minneapolis, Minn. Ohio State 5, Northwestern 2

OSU	1	2	3	4	5	6	7	8	9	R	H	E
NW	2	0	0	0	3	0	0	0	0	5	14	1

Batteries-OSU-Larratta & Wilkins. NW-Happ, Konecny (7) & Padgett. W-Larratta (8-4); L-Happ (3-2); SV-None. HR-OSU-Dendinger (5), Pettorini (6), NW-Padgett (6).

2002 BIG TEN TOURNAMENT May 25, Seibert Field, Minneapolis, Minn. Ohio State 6, Minnesota 3

MINN	1	2	3	4	5	6	7	8	9	R	H	E
OSU	0	0	1	1	0	0	0	1	1	3	6	1

Batteries-MINN-Moen, Theis (6), McCauley (8) & Beaulieu, Elder (8). OSU-Lewis & Wilkins. W-Lewis (7-2); L-Moen (0-2); SV-None. HR-MINN-Pattee (3), OSU-Deeds (12).

2001 BIG TEN TOURNAMENT May 16, Bill Davis Stadium, Columbus, Ohio Ohio State 8, Michigan 4

MICH	1	2	3	4	5	6	7	8	9	R	H	E
OSU	0	0	0	1	3	0	0	0	0	4	12	4

Batteries-MICH-Korecky & Fox. OSU-Laratta, Steen (9) & Wilkins. W-Laratta (9-3); L-Korecky (6-4); SV-Steen (5). HR-Koman (13).

2001 BIG TEN TOURNAMENT May 17, Bill Davis Stadium, Columbus, Ohio Penn State 4, Ohio State 3

OSU	1	2	3	4	5	6	7	8	9	R	H	E
PSU	0	0	1	1	0	1	0	1	0	3	7	1

Batteries-OSU-Goodrum, Newman (3), Steen (7) & Wilkins. PSU-Watson, Aardsma (4) & Netwall. W-Aardsma (3-5); L-Newman (8-3); SV-None. HR-None.

2001 BIG TEN TOURNAMENT May 19, Bill Davis Stadium, Columbus, Ohio Ohio State 10, Illinois 0

ILL	1	2	3	4	5	6	7	8	9	R	H	E
OSU	0	0	0	0	0	0	0	0	0	0	7	1

Batteries-OSU-Prenger & Wilkins. ILL-Gorski, Olsen (7) & Arlis. W-Prenger (5-1); L-Gorski (1-2); SV-None. HR-Dendinger (10).

2001 BIG TEN TOURNAMENT May 20, Bill Davis Stadium, Columbus, Ohio Minnesota 6, Ohio State 5

OSU	1	2	3	4	5	6	7	8	9	R	H	E
MINN	0	1	0	0	1	0	3	0	0	5	12	1

Batteries-OSU-Goodrum, Cox (8) & Wilkins, Alvord (8). MINN-Gagner, Kobow (7) & Beaulieu. W-Kobow (10-3); L-Cox (2-1); SV-None. HR-Holthaus (7).

2000 BIG TEN TOURNAMENT May 17, Siebert Field, Minneapolis, Minn. Penn State 8, Ohio State 7

PSU	1	2	3	4	5	6	7	8	9	R	H	E
OSU	0	0	1	2	0	3	0	1	0	7	10	3

Batteries-PSU-Yodis, Russo (5), Watson (8) & Wright. OSU-Goodrum, Prenger (5), Wynk (7), Cox (7) & Alvord. W-Watson (8-1); L-Cox (5-2); SV-None. HR-Turner (15), Wright (9), Spadt (11).

2000 BIG TEN TOURNAMENT May 18, Siebert Field, Minneapolis, Minn. Ohio State 4, Northwestern 2

NW	1	2	3	4	5	6	7	8	9	R	H	E
OSU	0	0	1	0	0	0	1	0	2	2	9	0

Batteries-NW-Ribas & Hietpas. OSU-Laratta & Alvord. W-Laratta (7-5); L-Ribas (7-3) SV-None. HR-Turner (16).

2000 BIG TEN TOURNAMENT May 19, Siebert Field, Minneapolis, Minn. Ohio State 9, Purdue 8

PUR	1	2	3	4	5	6	7	8	9	R	H	E
OSU	0	0	0	0	1	4	2	1	0	8	11	2

Batteries-PUR-Morgan, Blasko (3), Kaebisch (5), Ballard (8), Helmer (9) & McIntyre. OSU-Prenger, Cox (7) & Alvord. W-Cox (6-4); L-Ballard (7-3). SV-None. HR-Swisher (10), Turner (17).

2000 BIG TEN TOURNAMENT May 20, Siebert Field, Minneapolis, Minn. Illinois 4, Ohio State 0

ILL	1	2	3	4	5	6	7	8	9	R	H	E
OSU	0	0	1	2	0	0	0	0	0	4	12	0

Batteries-ILL-Kvasnicka & Jeff Gertz. OSU-Steen, Wynk (6), Cox (9). W-Kvasnicka (2-2); L-Steen (6-5). SV-None. HR-None.

1999 BIG TEN TOURNAMENT May 20, Bill Davis Stadium, Columbus, Ohio

MICH	1	2	3	4	5	6	7	8	9	R	H	E
OSU	3	4	0	1	0	0	0	0	0	8	16	2

Batteries-MICH-Putz, Korecky (8), Alexander (9), Bonner (9) & Seestadt. OSU-Fry, Smith (3), Goodrum (8), Fullenkamp (9) & Durant. W-Putz (5-4); L-Fry (9-2); SV-Bonner (1). HR-MICH-Alcaraz (8). OSU-Durant (7), Trott (2-6), Middleton (7).

1999 BIG TEN TOURNAMENT May 21, Bill Davis Stadium, Columbus, Ohio Minnesota 10, Ohio State 1

MINN	1	2	3	4	5	6	7	8	9	R	H	E
OSU	1	2	0	1	0	1	3	1	1	10	18	0

Batteries-MINN-Clarey & Holthaus. OSU-Lee, Goodrum (8), Cox (9) & Durant. W-Clarey (7-2); L-Lee (8-1); SV-None. HR-MINN-Amundson (12), Kennedy (3) (8).

1998 BIG TEN TOURNAMENT May 14, Illinois Field, Champaign, Ill. Minnesota 10, Ohio State 3

OSU	1	2	3	4	5	6	7	8	9	R	H	E
MINN	0	0	1	0	0	0	1	1	3	3	8	0

Batteries-OSU-Fry, Goodrum (4), Lee (8), Stafford (8) & Kremblas. MINN-Birk & Negan. W-Birk (8-1); L-Fry (7-3); SV-None. HR-MINN-Groebner 2 (17), Negen (2).

1998 BIG TEN TOURNAMENT May 15, Illinois Field, Champaign, Ill. Illinois 9, Ohio State 8

ILL	1	2	3	4	5	6	7	8	9	R	H	E
OSU	0	0	0	6	0	3	0	0	0	9	15	0

Batteries-ILL-Zidlicky, Salter (2), Journall (9) & Nieckula. OSU-Thompson, Stafford (8) & Kremblas. W-Salter (6-5); L-Thompson (6-4); SV-None. HR-None.

1997 BIG TEN TOURNAMENT May 15, Fisher Stadium, Ann Arbor, Mich. Ohio State 4, Purdue 2

PUR	1	2	3	4	5	6	7	8	9	R	H	E
OSU	0	0	1	0	1	0	0	0	0	2	12	1

Batteries-OSU-Thompson & Kremblas. PUR-Hedman & Grieco. W-Thompson (10-2); L-Hedman (6-4); SV-None. HR-None.

1997 BIG TEN TOURNAMENT May 16, Fisher Stadium, Ann Arbor, Mich. Ohio State 9, Michigan 2

OSU	1	2	3	4	5	6	7	8	9	R	H	E
MICH	0	0	0	1	0	0	5	2	1	9	13	1

Batteries-OSU-Fry & Kremblas. MICH-Putz, Haskell (6), Wright (9) & Kalahar. W-Fry (10-2); L-Putz (5-1); SV-None. HR-OSU-Seimetz; MICH-D. Besco.

1997 BIG TEN TOURNAMENT May 17, Fisher Stadium, Ann Arbor, Mich. Ohio State 8, Michigan 5

MICH	1	2	3	4	5	6	7	8	9	R	H	E
OSU	0	1	0	0	3	0	0	1	0	5	6	0

Batteries-OSU-Fullenkamp, Stafford (5) & Kremblas. MICH-Berryman, Kelley (4) & Kalahar, Haskell (7) & Kalahar & Seestadt. W-Stafford (4-2); L-Berryman (2-6); SV-None. HR-OSU-Driscoll; MICH-Cervenak & B. Besco.

1995 BIG TEN TOURNAMENT May 18, Trautman Field, Columbus, Ohio Purdue 3, Ohio State 2

PUR	1	2	3	4	5	6	7	8	9	R	H	E
OSU	0	0	0	0	1	0	2	0	0	3	7	0

Batteries-PUR-Hedman, Jensen (9) & Baltzell. OSU-Cannon & Eckelman. W-Hedman (6-5); L-Cannon (8-5); SV-Jenson (4). HR-PUR-Galle (3); OSU-Furrey (7).

1995 BIG TEN TOURNAMENT May 19, Trautman Field, Columbus, Ohio Ohio State 16, Northwestern 15

OSU	1	2	3	4	5	6	7	8	9	R	H	E
NW	2	4	0	0	7	0	3	0	0	16	17	1

Batteries-OSU-Vogelmeier, Fragle (7), Nelson (7), Spears (9) & Eckelman, Kremblas (7). NW-Niedermaier, Ketchand (5), Ziesemer (7) & Fuller. W-Vogelmeier (5-2); L-Niedermaier (10-4); SV-Spears (4). HR-OSU-Mannino (7); NW-Fuller 2 (10), Stritch 2 (10), Rojas (4), Suffian (7).

1995 BIG TEN TOURNAMENT May 20, Trautman Field, Columbus, Ohio Ohio State 8, Purdue 3

PUR	1	2	3	4	5	6	7	8	9	R	H	E
OSU	0	0	0	2	0	0	1	0	1	3	9	2

Batteries-PUR-Jensen, Luce (6) & Baltzell. OSU-Spears & Eckelman. W-Spears (7-3); L-Jensen (6-5). HR-PUR-Stigleman (6); OSU-Furrey (8).

1995 BIG TEN TOURNAMENT May 20, Trautman Field, Columbus, Ohio Ohio State 19, Minnesota 13

OSU	1	2	3	4	5	6	7	8	9	R	H	E
MINN	0	1	2	2	0	4	6	4	0	19	23	4

Batteries-OSU-Volk, Nelson (5) & Eckelman. MINN-Mensink, Lance (6), Kearin (6), Diebolt (7), Dobis (7), Felling (8) & Gunderson. W-Nelson (6-0); L-Kearin (3-6). HR-OSU-Carek (6), Williams 2 (8), Chonko 2 (8); MINN-McCarthy (7), Gunderson (12),

Denning (4), Smith (8).

1995 BIG TEN TOURNAMENT May 20, Trautman Field, Columbus, Ohio Ohio State 11, Minnesota 6

MINN	1	2	3	4	5	6	7	8	9	R	H	E
OSU	0	0	1	0	4	0	1	0	0	6	10	0

Batteries-MINN-Pederson, Diebolt (6), Lance (6), Kearin (7) & Gunderson. OSU-Noffke & Eckelman. W-Noffke (4-1); L-Pederson (5-4). HR-MINN-Gunderson (13); OSU-Kaczmar 2 (17), Mannino (8).

1994 BIG TEN TOURNAMENT May 19, C.O. Brown Stadium, Battle Creek, Mich. Ohio State 12, Michigan State 5

MSU	1	2	3	4	5	6	7	8	9	R	H	E
OSU	0	0	2	0	0	1	2	0	0	5	10	2

Batteries-MSU-Landis, Antonangeli (8), Soto (8) & Riggins. OSU-Beaumont & Sweet. W-Beaumont (10-1); L-Landis (3-3) HR-OSU-Kaczmar (17).

1994 BIG TEN TOURNAMENT May 20, C.O. Brown Stadium, Battle Creek, Mich. Ohio State 6, Minnesota 5

MINN	1	2	3	4	5	6	7	8	9	R	H	E
OSU	0	0	1	0	4	1	0	0	X	6	11	4

Batteries-MINN-Hammerschmidt, Lightenberg (6), Wolff (7), Mensink (7) & Grass. OSU-Granata, Hale (7) & Sweet. W-Granata (7-1); L-Hammerschmidt (4-3); S-Hale (7) HR-None

1994 BIG TEN TOURNAMENT May 21, C.O. Brown Stadium, Battle Creek, Mich. Michigan 4, Ohio State 3

OSU	1	2	3	4	5	6	7	8	9	10	11	12	R	H	E
MICH	0	0	0	0	0	0	0	0	3	0	0	0	3	9	1

Batteries-OSU-Cannon, Pachner (9) & Sweet. MICH-Newton, Temple (7), Arvai (9) & Niemic. W-Arvai (4-0); L-Pachner (4-1). HR-None.

1994 BIG TEN TOURNAMENT May 22, C.O. Brown Stadium, Battle Creek, Mich. Ohio State 9, Michigan 7

OSU	1	2	3	4	5	6	7	8	9	R	H	E
MICH	0	5	2	0	0	1	1	0	0	9	13	3

Batteries-OSU-Biehle, Spears (7), Hale (7) & Sweet. MICH-Ferullo, Temple (3), Ricken (7), Murray (9) & Niemic. W-Biehle (7-0); L-Ferullo (4-2); S-Hale (8). HR-MICH-Simmons (8).

1993 BIG TEN TOURNAMENT May 20, C.O. Brown Stadium, Battle Creek, Mich. Ohio State 3, Indiana 2

IND	1	2	3	4	5	6	7	8	9	10	R	H	E
OSU	0	1	0	1	0	0	0	0	0	2	3	2	

Batteries-IND-Scafa, Koehler (10) & Snedden. OSU-Beaumont & Khoury. W-Beaumont (8-3); L-Scafa (7-3) HR-IND-Cotton (3), Gazarek (9); OSU-Mannino (11).

1993 BIG TEN TOURNAMENT May 21, C.O. Brown Stadium, Battle Creek, Mich. Minnesota 11, Ohio State 2

MINN	1	2	3	4	5	6	7	8	9	R	H	E
OSU	1	0	2	0	0	4	0	4	0	11	8	0

Batteries-MINN-Hammerschmidt, Mensink (9) & Grass. OSU-Granata, Hale (6), Fragle (8), Pachner (8) & Khoury. W-Hammerschmidt (8-2); L-Granata (6-4). HR-MINN-Lefebvre (5).

1993 BIG TEN TOURNAMENT May 22, C.O. Brown Stadium, Battle Creek, Mich. Ohio State 15, Indiana 3

OSU	1	2	3	4	5	6	7	8	9	R	H	E
IND	0	0	6	0	2	0	0	5	2	15	21	2

Batteries-OSU-Cannon & Sweet. IND-Mann, Garness (3), Koehler (8) & Snedden. W-Cannon (4-5); L-Mann (3-2). HR-IND-Cotton (5).

1993 BIG TEN TOURNAMENT May 22, C.O. Brown Stadium, Battle Creek, Mich. Ohio State 7, Minnesota 6

OSU	1	2	3	4	5	6	7	8	9	10	R	H	E
MINN	3	0	1	0	1	0	0	0	1	1	7	8	0

Batteries-OSU-Walker, Pachner (5), Hale (8) & Khoury. MINN - Westfall, Karmann (3), Lawler (8) & Grass. W-Hale (7-0); L-Lawler (4-2). HR-OSU-Sweet (5), Repasky (8), Mannino (12); MINN-Grass (12).

1992 BIG TEN TOURNAMENT May 14, Trautman Field, Columbus, Ohio Illinois 10, Ohio State 5

ILL	1	2	3	4	5	6	7	8	9	R	H	E
OSU	4	0	0	0	0	2	2	1	1	10	14	0

Batteries-UI-Arrandale & Schullian. OSU-Klingenbeck, Pachner (8) & Sweet. W-Arrandale (7-7); L-Klingenbeck (6-7). HR-OSU-Tirpack (13).

1992 BIG TEN TOURNAMENT May 15, Trautman Field, Columbus, Ohio Michigan 12, Ohio State 7

OSU	1	2	3	4	5	6	7	8	9	R	H	E
OSU	0	0	1	0	0	0	1	0	5	7	11	4



BIG TEN TOURNAMENT LINE SCORES

MSU 2 0 2 2 0 0 4 X 10 16 3
 Batteries-OSU-Granata, Hale (4), Mesewicz (8) & Khoury, MSU-Stu. Hirschman, Vanderbush (8), Crabtree (9) & Mayes, W-Hirschman (10-3); L-Granata (9-3); S-Crabtree (7), HR-OSU-Taylor (6), Anderson (4); MSU-Juday.

1991 BIG TEN TOURNAMENT May 16, Trautman Field, Columbus, Ohio Ohio State 10, Northwestern 9

MSU	1	2	3	4	5	6	7	8	9	R	H	E
NW	0	0	4	0	1	0	1	3	0	9	16	1
OSU	2	0	1	0	3	1	1	1	1	10	18	1

Batteries-NW-Jones & Perona, OSU-Klingenbeck, Sparma (8) & Durant, W-Sparma (8-2); L-Jones (7-3), HR-NW-Perona (8), Smith (3); OSU-Taylor (14), Anderson (6).

1991 BIG TEN TOURNAMENT May 17, Trautman Field, Columbus, Ohio Ohio State 15, Minnesota 5

OSU	1	2	3	4	5	6	7	8	9	R	H	E
MINN	2	6	2	0	1	1	2	0	1	15	17	4
OSU	3	0	0	0	0	0	1	1	1	5	10	3

Batteries-OSU-Smith, Khoury (9) & Durant, MINN-Lowery, Anderson (2) & Hartmann, Wallruff (8), W-Smith (10-4); L-Lowery (8-4), HR-OSU-Mueller (3), Frey 2 (5 & 6), Klodnick (6), Durant (10).

1991 BIG TEN TOURNAMENT May 18, Trautman Field, Columbus, Ohio Ohio State 3, Minnesota 2

MINN	1	2	3	4	5	6	7	8	9	R	H	E
OSU	0	0	0	1	0	1	0	0	0	2	9	1
OSU	0	0	1	0	1	0	0	0	X	3	9	0

Batteries-MINN-Davis & Hartmann, OSU-Schwarber & Durant, W-Schwarber (13-1); L-Davis (4-4), HR-OSU-Klodnick (7).

1990 BIG TEN TOURNAMENT May 17, Iowa Field, Iowa City, Iowa Iowa 6, Ohio State 4

OSU	1	2	3	4	5	6	7	8	9	R	H	E
IOWA	0	1	1	2	0	0	0	0	0	4	9	1
OSU	3	0	0	0	2	0	1	X		6	10	3

Batteries-OSU-Smith & Khoury, IOWA-DeJarld & Canney, W-DeJarld (11-2); L-Smith (5-6), HR-IOWA-Hatcher (10).

1990 BIG TENTOURNAMENT May 18, Iowa Field, Iowa City, Iowa Ohio State 6, Minnesota 4

OSU	1	2	3	4	5	6	7	8	9	R	H	E
MINN	0	0	0	1	1	3	1	0	0	6	14	2
OSU	0	0	0	0	0	0	0	0	1	4	7	1

Batteries-OSU-Klingenbeck & Ban, MINN-Wroge, Lawler (5), Gilbert (7) & Wilson, W-Klingenbeck (10-4); L-Lawler (5-3), HR-OSU-Mulligan (4).

1990 BIG TEN TOURNAMENT May 19, Iowa Field, Iowa City, Iowa Ohio State 8, Iowa 5

IOWA	1	2	3	4	5	6	7	8	9	R	H	E
OSU	0	1	2	0	0	0	1	0	1	5	8	0
OSU	0	0	0	2	0	2	2	X		8	13	3

Batteries-IOWA-Backlund, Anderson (7) & Canney, OSU-Schwarber & Ban, W-Schwarber (4-3); L-Backlund (6-3), HR-IOWA-Costo (16), OSU-Durant 2 (5, 6), Pfaff (6).

1990 BIG TEN TOURNAMENT May 19, Iowa Field, Iowa City, Iowa Illinois 14, Ohio State 10

OSU	1	2	3	4	5	6	7	8	9	R	H	E
OSU	5	0	0	0	0	2	2	1	0	10	15	3

ILL 0 6 2 0 3 1 2 0 X 14 17 0
 Batteries-OS-Sparma, Mesewicz (3), Worley (7) & Ban, ILL-Smith, Nelligan (1), Richards (7) & Dalesandro, W-Nelligan (3-0); L-Sparma (2-3); S-Richards, HR-ILL-Christensen (5)

1989 BIG TEN TOURNAMENT May 18, Fisher Stadium, Ann Arbor, Mich. Michigan 7, Ohio State 1

OSU	1	2	3	4	5	6	7	8	9	R	H	E
MICH	0	0	0	0	0	0	0	1	0	1	6	1
MICH	0	2	3	0	2	0	0	0	X	7	15	1

Batteries-OSU-Smith, Mesewicz & Durant, MICH-Powell & Matheny, W-Powell (9-0); L-Smith (5-4), HR-MICH-Haeger, Flannely.

1989 BIG TEN TOURNAMENT May 19, Fisher Stadium, Ann Arbor, Mich. Ohio State 4, Iowa 2

IOWA	1	2	3	4	5	6	7	8	9	R	H	E
OSU	0	0	0	0	2	0	0	0	0	2	8	1
OSU	2	0	1	0	0	0	0	1	X	4	9	2

Batteries-IOWA-Eldred & Canney, OSU-Mumaw, Wertz (5) & Durant, W-Wertz (10-2); L-Eldred (7-3), HR-OSU-Eiterman (5).

1989 BIG TEN TOURNAMENT May 20, Fisher Stadium, Ann Arbor, Mich. Michigan 6, Ohio State 0

OSU	1	2	3	4	5	6	7	8	9	R	H	E
MICH	0	0	0	0	0	0	0	0	0	0	2	2
MICH	1	0	0	0	0	5	0	X		6	13	1

Batteries-OSU-Mesewicz, Wertz (7), Sparma (8) & Durant, MICH-Brock & Matheny, W-Brock (4-2); L-Mesewicz (4-3), HR-None.

1988 BIG TEN TOURNAMENT May 19, Fisher Stadium, Ann Arbor, Mich. Michigan 6, Ohio State 3

OSU	1	2	3	4	5	6	7	8	9	R	H	E
MICH	0	0	0	0	1	0	2	0		3	5	1
MICH	1	2	0	0	0	2	1	X		6	12	1

Batteries-OSU-Schwarber, Wertz (8) & Bostic, MICH-Abbott, Powell (8), Locker (9) & Gillette, W-Abbott (9-3); L-Schwarber (9-8); S-Locker (1), HR-OSU-Semke (6), Eiterman (9); MICH-McMurty(4).

1988 BIG TEN TOURNAMENT May 20, Fisher Stadium, Ann Arbor, Mich. Minnesota 6, Ohio State 1

MINN	1	2	3	4	5	6	7	8	9	R	H	E
OSU	0	0	2	0	0	0	4	0	0	6	9	4
OSU	0	0	0	0	0	1	0	0	1	1	4	4

Batteries-MINN-Wilson, Woznak (7) & Wallraf, OSU-McCormick, Wertz (8) & Pica, W-Wilson (4-3); L-McCormick (6-5), HR-MINN-Weinberg (5).

1985 BIG TEN TOURNAMENT May 17, Fisher Stadium, Ann Arbor, Mich. Ohio State 3, Illinois 2

OSU	1	2	3	4	5	6	7	8	9	R	H	E
ILL	0	0	2	0	0	0	1	0	0	3	7	1
ILL	0	1	0	0	0	0	0	1	0	2	4	2

Batteries-OSU-Cunningham (17 K's) & Minch, ILL-Pall & Iavarone, W-Cunningham (9-3); L-Pall (13-1), HR-ILL-Payton (8), Borg (12).

1985 BIG TEN TOURNAMENT May 18, Fisher Stadium, Ann Arbor, Mich. Minnesota 8, Ohio State 5

OSU	1	2	3	4	5	6	7	8	9	R	H	E
MINN	0	0	0	0	1	3	0	1	0	5	8	3
MINN	1	0	0	0	3	3	0	1	X	8	8	2

Batteries-OSU-Fithian, Pittman (8) & Minch, MINN-P. Bauer & Halloran, W-P. Bauer (7-0); L-Fithian (2-5), HR-MINN-McIntosh (7), Beckman (7).

1985 BIG TEN TOURNAMENT May 18, Fisher Stadium, Ann Arbor, Mich. Ohio State 3, Michigan 1

MICH	1	2	3	4	5	6	7	8	9	R	H	E
OSU	1	0	0	0	0	0	0	0	0	1	8	1
OSU	1	0	0	0	0	2	0	0	X	3	9	0

Batteries-MICH-Hayward, Everson (2) & Wolfe, OSU-Curtis, Pittman (6) & Minch, W-Pittman (4-2); L-Everson (2-3), HR-MICH-Larkin (13).

1985 BIG TEN TOURNAMENT May 19, Fisher Stadium, Ann Arbor, Mich. Minnesota 5, Ohio State 3

MINN	1	2	3	4	5	6	7	8	9	R	H	E
OSU	0	0	0	1	0	0	3	1	0	5	7	1
OSU	0	0	0	3	0	0	0	0	0	3	5	4

Batteries-MINN-Clarkin & Halloran, OSU-Burba, Pittman (5), Durst (7), Townsend (8), Volkert (9) & Minch, W-Clarkin (7-5); L-Pittman (4-3), HR-None.

1982 BIG TEN TOURNAMENT May 21, Illinois Field, Champaign, Ill. Ohio State 5, Minnesota 3

MINN	1	2	3	4	5	6	7	8	9	R	H	E
OSU	0	0	0	1	0	0	2	0	0	3	9	1
OSU	0	0	2	0	0	0	2	1	X	5	9	2

Batteries-MINN-Meyer, Francour (7), Kampen(7) & Olson, OSU-Swearigen, Aurentz (8) & King, W-Swearigen (9-0); L-Meyer, S-Aurentz (5), HR-OSU-Gonya (1), Pfaff (5).

1982 BIG TEN TOURNAMENT May 22, Illinois Field, Champaign, Ill. Ohio State 7, Michigan 2

OSU	1	2	3	4	5	6	7	8	9	R	H	E
MICH	2	0	2	0	2	1	0	0	0	7	11	3
MICH	0	0	2	0	0	0	0	0	0	2	7	4

Batteries-OSU-Cunningham, Klassman (8) & King, MICH-Shuta, Wayne (4) & Bair, W-Cunningham (8-0); L-Shuta, HR-OSU-Orkis (5), King (9).

1982 BIG TEN TOURNAMENT May 23, Illinois Field, Champaign, Ill. Minnesota 8, Ohio State 7

OSU	1	2	3	4	5	6	7	8	9	R	H	E
MINN	0	1	0	3	1	1	0	1	0	7	9	2
MINN	3	0	0	1	1	1	0	1	1	8	14	2

Batteries-OSU-Fithian, Klassman (5), Aurentz (9) & King, MINN-Francour, Meyer (7) & Olson, W-Meyer, L-Aurentz (4-2), HR-OSU-King 2 (10, 11), Dixon (7).

1982 BIG TEN TOURNAMENT May 23, Illinois Field, Champaign, Ill. Minnesota 7, Ohio State 5

MINN	1	2	3	4	5	6	7	8	9	R	H	E
OSU	0	4	0	0	1	0	2	0	0	7	10	3
OSU	0	0	0	3	1	0	1	0	0	5	8	4

Batteries-UM-German, Wohler (4), Kampen (5) & Olson, OSU-Vanderpohl, Devine (7) & King, W-Kampen (5-0); L-Vanderpohl (5-2), HR-OSU-Gonya (2).





TEAM SEASON RECORDS



2003 BIG TEN TOURNAMENT & AUBURN REGIONAL CHAMPIONS, COLUMBUS SUPER REGIONAL PARTICIPANTS (44-21 OVERALL, 20-12 BIG TEN)

Back (L to R): Scott Lewis, Matt Davis, Jedidiah Stephen, Trent Luyster, Brett Hatcher, Justin Myers, Paul Farinacci, Christian Snavelly, Geno Ferraro, Doug Carpenter, Greg Prenger. 3rd Row: Phillip Mattingly, Kelly Houser, Mike Madsen, Jesse Paciorek, Wes Schirtzinger, Josh Newman, Kris Moorman, Nate Smith, Cody Caughenbaugh, Doug Larason, Greg Uland. 2nd Row: Nate Pierce (manager), Brian Hart (athletic training student), Chris Hanners, Higinio Rivera, Kyle Brown, Bob Todd (head coach), Greg Cypret (assistant coach), Pat Bangtson (assistant coach), Trey Fausnaugh, Jeff Bright (assistant athletic trainer). Front: Brett Garrard, Mike Rabin, Steve Caravati, Terry Pettorini, Jacob Howell, Geoff Buchanan, Brian Panke, Derek Kinnear, Drew Thomas, Drew Anderson.

MOST GAMES PLAYED

661991
652003
641999
631993, 1995
621990, 2007
612009, 2004, 2001, 1992, 1989

MOST WINS

521991
501999
491994
451982
442003, 1993
432001
422009, 1997
402005, 1995, 1992

MOST BIG TEN WINS

251999, 1994
202003, 2001, 1992, 1991
192006, 2004, 1993
182009, 2002, 1998, 1997, 1995

BEST WINNING %

(Minimum 20 Wins)

.8451994 (49-9)
.8081966 (27-6-1)
.8031991 (53-13)
.7811999 (50-14)
.7631970 (27-8-1)
.7581982 (45-14-1)

MOST AT-BATS

2,1932009
2,1741999
2,0931995
2,0831991
2,0712003
2,0652004
2,0592007
2,0222005
2,0011997
1,9811993
1,9782006
1,9562002
1,9301982

MOST RUNS SCORED

5341991
5321999
5191994
4891995
4802009
4711996, 1982
4721997
4472001

MOST HITS

7202009
7071999
6951995
6831991
6761994
6601997
6572006
6502007
6411992
6352004

MOST DOUBLES

1421997
1391991
1381999
1311994
1271995
1191992
1182009
1172004

MOST TRIPLES

262009
252006, 1991
231966
201997
192007, 2003, 1958
181993, 2002
172001, 1999

MOST HOMERUNS

941994
841995
791996, 1991
771999
702003, 1998
662009
651993

MOST RUNS BATTED IN

4781999
4771991
4621994
4491995
4422009
4361996
4281997
4022001, 1982

MOST BASES ON BALLS

3661992
3211982
2931995
2931991
2852001
2781997
2771999
2692002
2661992

MOST STOLEN BASES

962001
841993, 1951
792002
781963
752005
742007
722003
711955

HIGHEST BATTING AVERAGE

.3541994
.3351996, 1992
.3331998
.3322006, 1995
.3301997
.3282009, 1991
.3251999
.3242010
.3211981

LOWEST ERA

2.111966
2.281947
2.341964
2.531954
2.661957

MOST COMPLETE GAMES

291991
291988
291977
221965
211990, 1970

MOST SHUTOUTS

92003
82002, 2001, 1977
71993
61999
61994
61991
61970
61967

MOST INNINGS PITCHED

539.21999
535.12009
533.22003
521.22007
513.12004
511.21991
504.11995
498.02005
497.22001
493.21993

MOST STRIKEOUTS

4632003
4622009
4501991
4251999
4161995
4141994
4101993
3932008
3921997

MOST SAVES

212009
172004
162008, 2003
152001, 1996
142007, 1999, 1994
132010, 1992
111991
102002, 1982



CAREER BATTING RECORDS

BATTING AVERAGE

(minimum 75 hits)

1.	Jason Trott	1996-99	(250-626)	.399
2.	Dan Seimet	1995-98	(287-779)	.370
3.	Alex Eckelman	1994-97	(241-657)	.367
4.	Doug Deeds	2001-02	(150-411)	.365
5.	Robby Cobb	1980-83	(233-641)	.363
6.	Brian Mannino	1992-95	(250-690)	.362
7.	John Orkis	1981-82	(132-368)	.359
8.	Mike Lockwood	1997-99	(240-668)	.359
9.	Steve Caravati	2001-05	(250-703)	.356
10.	Doug Wollenburg	1990-92	(187-529)	.353
11.	Keith Gonya	1979-82	(228-645)	.353
12.	Michael Stephens	2009-10	(150-426)	.352
13.	John Minch	1982-85	(173-491)	.352
14.	Jonathan Sweet	1992-94	(195-556)	.351
15.	Matt Angle	2005-07	(209-596)	.351
16.	Arnie Chonko	1963-65	(125-358)	.349
17.	Mike Repasky	1991-94	(170-492)	.346
18.	Scott Meadows	1985-88	(221-638)	.346
19.	Ronnie Bourquin	2004-06	(183-531)	.345
20.	Chad Ehrnsberger	1998-00	(187-544)	.344
21.	Tom Eiterman	1986-89	(200-581)	.344
22.	J.B. Shuck	2006-08	(166-484)	.343
23.	Mike Estep	1993-96	(199-581)	.343
24.	Zach Hurley	2007-10	(333-649)	.342
25.	Bill Sharp	1970-71	(75-219)	.342
26.	Tom Perdue	1960-62	(92-269)	.342

AT BATS

1.	Mike Rabin	2002-05	825
2.	Mark Carek	1995-98	823
3.	Justin Miller	2006-09	811
4.	Dan Seimet	1995-98	779
5.	Cory Kovanda	2007-10	753
6.	Drew Anderson	2002-04	718
7.	Jeff Anderson	1989-92	718
8.	Steve Caravati	2001-05	703
9.	Brett Garrard	2001-04	698
10.	Ken Tirpack	1989-92	697
11.	Jacob Howell	2004-07	693
12.	Brian Mannino	1992-95	690
13.	Jedidiah Stephen	2003-06	688
14.	Ryan Dew	2007-10	684
15.	Jason Driscoll	1997-00	679
16.	Jay Semke	1986-89	670
17.	Mike Lockwood	1997-99	668
18.	Alex Eckelman	1994-97	657
19.	Jason Zoeller	2004-07	654
20.	Zach Hurley	2007-10	649
21.	Chris Williams	1992-95	648
22.	Gary Jones	1991-94	645
23.	Keith Gonya	1979-82	645
24.	Mike Mulligan	1989-92	642
25.	Robby Cobb	1980-83	641

HITS

1.	Dan Seimet	1995-98	287
2.	Justin Miller	2006-09	273
3.	Mark Carek	1995-98	262
4.	Steve Caravati	2001-05	250
5.	Jason Trott	1996-99	250
6.	Brian Mannino	1992-95	250
7.	Mike Rabin	2002-05	248
8.	Cory Kovanda	2007-10	246
9.	Alex Eckelman	1994-97	241
10.	Mike Lockwood	1997-99	240
11.	Ken Tirpack	1989-92	237
12.	Robby Cobb	1980-83	233
13.	Jacob Howell	2004-07	231
14.	Keith Gonya	1979-82	228
15.	Jeff Anderson	1989-91	227
16.	Ryan Dew	2007-10	225
17.	Zach Hurley	2007-10	222
18.	Drew Anderson	2002-04	221
19.	Scott Meadows	1985-88	221
20.	Gary Jones	1991-94	218
21.	Jay Semke	1986-89	213
22.	Jedidiah Stephen	2003-06	209
23.	Jason Zoeller	2004-07	209
24.	Matt Angle	2005-07	209
25.	Matt Middleton	1996-99	208
26.	Eric Fryer	2005-07	205

DOUBLES

1.	Dan Seimet	1995-98	71
2.	Ken Tirpack	1989-92	56
3.	Justin Miller	2006-08	53
4.	Robby Cobb	1980-83	48
5.	Steve Caravati	2001-05	47
6.	Chad Ehrnsberger	1998-00	46
7.	Drew Anderson	2002-04	45
8.	Brian Mannino	1992-95	45
9.	Jedidiah Stephen	2003-06	44

13.	Paul Farnacci	2002-05	43
14.	Matt Middleton	1996-99	43
15.	Alex Eckelman	1994-97	43
16.	Scott Kaczmar	1992-95	43
17.	Nick Swisher	2000-02	42
18.	Mike Lockwood	1997-99	42
19.	Tom Durant	1996-99	42
20.	Jonathan Sweet	1992-94	42
21.	Mike Repasky	1991-94	41
22.	Zach Hurley	2007-10	39
23.	Brett Garrard	2001-04	39
24.	Tom Eiterman	1986-89	39
25.	Chris Williams	1992-95	38
26.	Gary Jones	1991-94	38

TRIPLES

1.	Jacob Howell	2004-07	13
2.	Steve Caravati	2001-05	13
3.	Drew Anderson	2002-04	13
4.	Zach Hurley	2007-10	12
5.	Jason Driscoll	1997-00	12
6.	Scott Meadows	1985-88	11
7.	Tim Kauffman	1975-78	11
8.	Mark Carek	1995-98	10
9.	Christian Snaveley	2001-03	10
10.	Mike Lockwood	1997-99	9
11.	Gary Jones	1991-94	9
12.	Jason Zoeller	2004-07	8
13.	Jedidiah Stephen	2003-06	8
14.	Scott Kaczmar	1992-95	8
15.	Roy Marsh	1992-94	8
16.	Jonathan Sweet	1992-94	8
17.	Ray Shoup	1965-67	8
18.	David Mason	1960-62	8
19.	J.B. Shuck	2006-08	8
20.	Eric Fryer	2005-07	7
21.	Robby Cobb	1980-83	7
22.	Russ Nagelson	1964-66	7
23.	Bob Klein	1961-63	7
24.	Howard Cassidy	1954-56	7
25.	Stewart Hein	1950-52	7
26.	Ray Gebhardt	1947-50	7
27.	Norbert Ranz	1946-49	7

HOME RUNS

1.	Dan Seimet	1995-98	52
2.	Scott Kaczmar	1992-95	39
3.	Jeff King	1981-84	37
4.	Nick Swisher	2000-02	35
5.	Brian Mannino	1992-95	35
6.	Christian Snaveley	2001-03	34
7.	Mike Lockwood	1997-99	34
8.	Alex Eckelman	1994-97	34
9.	Chad Ehrnsberger	1998-00	32
10.	Mark Chonko	1993-96	32
11.	Ken Tirpack	1989-92	30
12.	Eric Pfaff	1982-85	29
13.	Jason Turner	1997-00	28
14.	Jedidiah Stephen	2003-06	27
15.	Jamie Taylor	1990-92	27
16.	Steve Caravati	2001-05	26
17.	Doug Deeds	2001-02	26
18.	Matt Middleton	1996-99	26
19.	Michael Stephens	2009-10	24
20.	Jason Trott	1996-99	23
21.	Matt Furrey	1993-96	23
22.	Gary Jones	1991-94	23
23.	Scott Meadows	1985-88	23
24.	Chris Ellis	1993-96	21
25.	Jay Semke	1986-89	21
26.	Tom Harris	1985-87	21

RUNS SCORED

1.	Mark Carek	1995-98	217
2.	Mike Lockwood	1997-99	198
3.	Dan Seimet	1995-98	193
4.	Robby Cobb	1980-83	183
5.	Jason Trott	1996-99	182
6.	Brian Mannino	1992-95	174
7.	Alex Eckelman	1994-97	172
8.	Cory Kovanda	2007-10	167
9.	Chris Williams	1992-95	164
10.	Gary Jones	1991-94	163
11.	Jay Semke	1986-89	163
12.	Scott Meadows	1985-88	163
13.	Nick Swisher	2000-02	154
14.	Ken Tirpack	1989-92	154
15.	Brett Garrard	2001-04	153
16.	Matt Angle	2005-07	151
17.	Mike Rabin	2002-05	151
18.	Roy Marsh	1992-94	151
19.	Mike Mulligan	1989-92	147

20.	Chad Ehrnsberger	1998-00	144
21.	Zach Hurley	2007-10	142
22.	Mike Estep	1993-96	142
23.	Drew Anderson	2002-04	141
24.	Tom Eiterman	1986-89	141
25.	Jacob Howell	2004-07	140

RUNS BATTED IN

1.	Dan Seimet	1995-98	236
2.	Brian Mannino	1992-95	180
3.	Justin Miller	2006-09	178
4.	Ken Tirpack	1989-92	178
5.	Steve Caravati	2001-05	170
6.	Jeff Anderson	1989-92	163
7.	Eric Pfaff	1982-85	163
8.	Jeff King	1981-84	163
9.	Jason Trott	1996-99	158
10.	Nick Swisher	2000-02	156
11.	Alex Eckelman	1994-97	156
12.	Chad Ehrnsberger	1998-00	149
13.	Mike Lockwood	1997-99	149
14.	Mark Chonko	1993-96	149
15.	Gary Jones	1991-94	149
16.	Scott Kaczmar	1992-95	147
17.	Jedidiah Stephen	2003-06	144
18.	Matt Middleton	1996-99	144
19.	Jason Turner	1997-00	143
20.	Mark Carek	1995-98	143
21.	Christian Snaveley	2001-03	140
22.	Scott Meadows	1985-88	135
23.	Ryan Dew	2007-10	133
24.	Jonathan Sweet	1992-94	132
25.	Tom Eiterman	1986-89	130

BASE ON BALLS

(not including 1960-62, 64-65, 67, 69-72)

1.	Doug Dendinger	1999-02	140
2.	Greg Mohler	1981-84	136
3.	Nick Swisher	2000-02	131
4.	Mark Carek	1995-98	124
5.	Robby Cobb	1980-83	123
6.	Gary Jones	1991-94	114
7.	Mike Lockwood	1997-99	113
8.	Christian Snaveley	2001-03	109
9.	Kirk Dixon	1979-82	106
10.	Tim Kauffman	1975-78	106
11.	Cory Kovanda	2007-10	105
12.	Chad Ehrnsberger	1998-00	105
13.	Jason Trott	1996-99	101
14.	Scott Meadows	1985-88	101
15.	Jim Hufford	1985-88	99
16.	Tom Woleslagel	1981-84	98
17.	Brian Mannino	1992-95	96
18.	Morgan Assmann	1978-81	96
19.	Chris Williams	1992-95	93
20.	Mike Mulligan	1989-92	92

STOLEN BASES

1.	Roy Marsh	1992-94	73
2.	Mike Check	1998-01	63
3.	Matt Angle	2005-07	60
4.	Drew Anderson	2002-04	57
5.	Mike Rabin	2002-05	50
6.	Bo Rein	1965-67	49
7.	Jacob Howell	2004-07	47
8.	Wade Manning	1976-78	44
9.	Morgan Assmann	1978-81	43
10.	Tim Kauffman	1975-78	42
11.	Ken Peters	1961-63	42
12.	Mike Polaski	1969-70	37
13.	Mike Durant	1989-91	36
14.	Tom Perdue	1960-62	36
15.	Mike Harris	2001	35
16.	J.B. Shuck	2006-08	34
17.	Kirk Dixon	1979-82	34
18.	Robby Cobb	1980-83	32

MISCELLANEOUS

Hitting Streak

1.	Jay Semke	23 games	1987: Games 13-35
2.	Doug Wollenburg	22 games	1992: Games 9-11, 13-20, 22-29, 31-33 (DNP in 3 games)
3.	Keith Klodnick	21 games	1991: Games 1-21

Consecutive Times Reached Base

1.	John Prosenjak	13	1934 (3 walks, 5 hits, 1 walk, 4 hits in three games)
----	----------------	----	---

Career Stolen Base Percentage

1.	Tom Woleslagel	1.000	1981-84 (24 of 24)
----	----------------	-------	--------------------



SEASON BATTING RECORDS

BATTING AVERAGE

1.	Tom Perdue	1960	.469
2.	Alex Eckelman	1996	.439
3.	Jason Trott	1997	.429
4.	Jason Trott	1998	.428
5.	Robby Cobb	1983	.426
6.	Doug Wollenburg	1992	.422
7.	Ronnie Bourquin	2006	.416
8.	Mark Kilmer	1940	.405
9.	Scott Meadows	1988	.402
10.	Mike Lockwood	1998	.401
11.	Mark Chonko	1996	.400
12.	Dan Seimetz	1995	.396
13.	Justin Miller	2008	.395
14.	Steve Caravati	2004	.391
15.	Jonathan Sweet	1994	.390
16.	Brian Mannino	1995	.389
17.	Mike Estep	1995	.388
	Ryan Dew	2009	.388
19.	Doug Deeds	2002	.386
20.	Zach Hurley	2010	.385
	Dan Seimetz	1997	.385
	Mike Estep	1994	.385
	Gary Jones	1991	.385
24.	Rick Worthington	1981	.384
	Jamie Taylor	1992	.382
26.	Mike Kremblas	1997	.378
	Scott Kaczmar	1994	.378
	John Minch	1985	.378

HITS

1.	Steve Caravati	2004	92
2.	Ronnie Bourquin	2006	91
3.	Alex Eckelman	1996	90
4.	Zach Hurley	2009	89
5.	Mike Lockwood	1999	87
	Dan Seimetz	1997	87
	Jonathan Sweet	1994	87
8.	Doug Wollenburg	1992	86
9.	Zach Hurley	2010	85
	Ryan Dew	2009	85
11.	Jason Trott	1998	83
12.	Drew Anderson	2004	82
	Michael Stephens	2009	82
14.	Justin Miller	2007	81
	Jacob Howell	2004	81
	Christian Snaveley	2002	81
	Doug Deeds	2002	81
	Jason Trott	1999	81
	Mike Lockwood	1998	81
20.	Mike Estep	1995	80
	Scott Meadows	1988	80
22.	Justin Miller	2008	79
	Matt Angle	2007	79
	Matt Angle	2006	79
	Jason Turner	2000	79
	Roy Marsh	1994	79

DOUBLES

1.	Dan Seimetz	1997	25
2.	Tom Durant	1999	22
3.	Jonathan Sweet	1993	21
4.	Paul Farinacci	2005	20
	Jason Trott	1999	20
	Dan Seimetz	1995	20
	Mike Reppasky	1994	20
	Robby Cobb	1982	20
9.	Zach Hurley	2010	19
	Jedidiah Stephen	2006	19
	Chris Williams	1995	19
	Mike Durant	1992	19
	Doug Wollenburg	1992	19
14.	Drew Anderson	2004	18
	Dan Seimetz	1996	18
16.	Steve Caravati	2004	17
	Brett Garrard	2004	17
	Matt Middleton	1999	17
	Mike Durant	1990	17
20.	Justin Miller	2009	16
	Justin Miller	2008	16
	Eric Fryer	2007	16
	Nick Swisher	2001	16
	Chad Ehmsberger	2000	16
	Alex Eckelman	1997	16
	Mike Lockwood	1997	16
	Matt Middleton	1997	16
	Alex Eckelman	1996	16
	Scott Kaczmar	1995	16
	Scott Kaczmar	1994	16
	Brian Mannino	1993	16
	Ken Tirpack	1990	16
	Tom Eiterman	1989	16
	Tom Eiterman	1988	16
	Mark Pfaff	1988	16

TRIPLES

1.	Dale Hampshire	1959	7
2.	Zach Hurley	2009	6
	Steve Caravati	2001	6
	Scott Meadows	1986	6
	Robert Baker	1966	6
	Dave Mason	1962	6
7.	Michael Stephens	2009	5
	Drew Anderson	2004	5
	Christian Snaveley	2002	5
	Mike Lockwood	1999	5
	Roy Marsh	1994	5
	Scott Kaczmar	1993	5
	Mark Pfaff	1990	5
	Tim Kauffman	1977	5
	Bill Hess	1961	5
	Gary Leppert	1959	5
17.	Zach Hurley	2010	4
	Matt Angle	2007	4
	Jacob Howell	2006	4
	Eric Fryer	2006	4
	Jason Zoeller	2006	4
	Steve Caravati	2005	4
	Jacob Howell	2004	4
	Drew Anderson	2003	4
	Brett Garrard	2003	4
	Drew Anderson	2002	4
	Jason Driscoll	1999	4
	Jason Turner	1999	4
	Gary Jones	1993	4
	Matt Ban	1991	4
	Greg Frey	1991	4
	Pete Krull	1967	4
	Bo Rein	1966	4
	Ray Shoup	1966	4
	Norbert Ranz	1948	4

HOME RUNS

1.	Dan Seimetz	1997	19
2.	Mike Lockwood	1998	18
	Scott Kaczmar	1994	18
4.	Jason Turner	2000	17
	Alex Eckelman	1997	17
	Scott Kaczmar	1995	17
7.	Christian Snaveley	2002	16
	Chad Ehmsberger	1999	16
9.	Nick Swisher	2001	15
	Mike Lockwood	1999	15
	Dan Seimetz	1998	15
12.	Michael Stephens	2009	14
	Doug Deeds	2001	14
	Mark Chonko	1996	14
	Brian Mannino	1994	14
	Jamie Taylor	1991	14
17.	Ken Tirpack	1992	13
	Jeff King	1983	13
19.	Drew Anderson	2003	12
	Doug Deeds	2002	12
	Chris Ellis	1996	12
	Gary Jones	1994	12
	Brian Mannino	1993	12
	Jay Semke	1989	12
	Jeff King	1984	12
	John Machado	1963	12

RUNS SCORED

1.	Mike Lockwood	1998	72
2.	Mike Lockwood	1999	71
3.	Jason Trott	1999	70
	Alex Eckelman	1996	70
5.	Chris Williams	1995	69
6.	Roy Marsh	1994	67
7.	Doug Deeds	2002	66
8.	Mike Harris	2001	64
	Dan Seimetz	1997	64
10.	Matt Angle	2006	63
	Jonathan Sweet	1994	63
	Keith Klodnick	1991	63
	Jay Semke	1988	63
14.	Chad Ehmsberger	1999	62
15.	Michael Stephens	2009	61
	Mike Durant	1991	61
	Tom Eiterman	1988	61
18.	Mike Mulligan	1992	59
19.	Zach Hurley	2009	58
	Tom Durant	1999	58
	Mark Carek	1997	58
	Mark Chonko	1996	58
	Brian Mannino	1994	58
	Doug Wollenburg	1992	58

RUNS BATTED IN

1.	Dan Seimetz	1997	80
2.	Chad Ehmsberger	1999	73
3.	Alex Eckelman	1997	67
4.	Ronnie Bourquin	2006	66

	Mike Lockwood	1998	66
6.	Jason Turner	2000	64
7.	Michael Stephens	2009	63
8.	Dan Burkhardt	2009	62
	Jeff King	1982	62
10.	Justin Miller	2008	61
	Mark Chonko	1996	61
	Scott Kaczmar	1994	61
	Ken Tirpack	1992	61
14.	Jason Turner	1999	59
	Brian Mannino	1994	59
16.	Dan Seimetz	1995	58
17.	John Orkis	1981	57
18.	Nick Swisher	2001	56
19.	Christian Snaveley	2003	55
	Doug Dendinger	2001	55
	Mike Lockwood	1999	55
	Chris Ellis	1996	55
	Jonathan Sweet	1994	55
	Scott Meadows	1988	55
	Matt Middleton	1999	55

AT-BATS

1.	Zach Hurley	2009	257
2.	Drew Anderson	2004	253
	Mike Lockwood	1999	253
4.	Drew Anderson	2003	251
5.	Justin Miller	2009	245
6.	Jacob Howell	2004	241
7.	Michael Stephens	2009	237
	Michael Arp	2009	237
9.	Chris Williams	1995	236
10.	Steve Caravati	2004	235
11.	Justin Miller	2007	234
	Mike Rabin	2003	234
13.	Mark Carek	1997	231
14.	Eric Fryer	2007	230
	Mike Rabin	2004	228
16.	Jason Turner	1999	226
	Alex Eckelman	1997	226
18.	Christian Snaveley	2002	225
19.	Jason Driscoll	1999	224
20.	Jonathan Sweet	1994	223
	Jonathan Sweet	1993	223
22.	Mike Harris	2001	222
	Zach Hurley	2010	221
23.	Matt Middleton	1999	221
	Jason Trott	1999	221

BASE ON BALLS

1.	Christian Snaveley	2003	62
2.	Nick Swisher	2001	60
3.	Doug Dendinger	2001	55
4.	Mike Lockwood	1997	50
5.	Doug Dendinger	2002	45
	Greg Mohler	1982	45
7.	Chris Williams	1995	44
8.	Nick Swisher	2002	43
9.	Jason Trott	1999	42
	Mike Durant	1991	42
11.	Kirk Dixon	1982	41
12.	Ryan Dew	2010	40
	Gary Jones	1994	40
	Tom Woleslagel	1984	40
15.	Doug Deeds	2002	39
16.	Chad Ehmsberger	2000	38
	Robby Cobb	1982	38
18.	Cory Kovanda	2008	37
	Matt Angle	2007	37
	Jason Turner	1999	36
	Jamie Taylor	1992	36
22.	Jim Hufford	1988	35
	Wade Manning	1977	35
24.	Dan Seimetz	1997	34
	Brian Mannino	1995	34
	Tom Eiterman	1989	34
	Jim Hufford	1987	34

STOLEN BASES

1.	Mike Harris	2001	35
2.	Roy Marsh	1994	34
3.	Mike Check	2001	32
	Roy Marsh	1993	32
5.	Mike Check	2000	26
6.	Matt Angle	2006	25
7.	Ken Peters	1964	24
8.	J.B. Shuck	2008	22
	Matt Angle	2007	22
	Mike Durant	1991	22
	Don Polaski	1970	22
	Carlton Parrill	1951	22
12.	Wade Manning	1977	21
13.	Drew Anderson	2004	20
	Drew Anderson	2002	20
15.	Jay Semke	1988	19
	Charles Ellis	1955	19
	Stewart Hein	1955	19



YEARLY BATTING LEADERS

BATTING AVERAGE

2011	.332	Josh Deze
2010	.385	Zach Hurley
2009	.388	Ryan Dew
2008	.395	Justin Miller
2007	.366	Matt Angle
2006	.416	Ronnie Bourquin
2005	.353	Steve Caravati
2004	.391	Steve Caravati
2003	.335	Christian Snavelly
2002	.386	Doug Deeds
2001	.363	Mike Check
2000	.373	Jason Turner
1999	.367	Jason Trott
1998	.428	Jason Trott
1997	.429	Jason Trott
1996	.439	Alex Eckelman
1995	.396	Dan Seimetz
1994	.390	Jonathan Sweet
1993	.355	Brad Young
1992	.422	Doug Wollenburg
1991	.385	Gary Jones
1990	.363	Mark Pfaff
1989	.341	Ken Tirpack
1988	.402	Scott Meadows
1987	.360	Tom Harris
1986	.353	Scott Meadows
1985	.378	John Minch
1984	.324	Tom Tomlinson
1983	.426	Robby Cobb
1982	.366	John Orkis
1981	.384	Rick Worthington
1980	.358	Keith Gonya
1979	.340	Keith Gonya
1978	.325	Rick Worthington
1977	.343	Kenny Jones
1976	.350	Jim Chellis
1975	.318	Jeff Kline
1974	.333	Barry Bonnell
1973	.373	Don Dungee
1972	.327	Barry Bonnell
1971	.361	Don Dungee
1970	.378	Kevin Rusnak
1969	.337	Phil Morgan
1968	.358	Bill McCleave
1967	.323	Ray Shoup
1966	.358	Roger Sexton
1965	.329	Arnie Chonko
1964	.371	Arnie Chonko
1963	.364	Alan Silverman
1962	.341	Bob Klein
1961	.368	Bob Klein
1960	.469	Tom Perdue
1959	.322	Dale Hampshire
1958	.349	Tom McManus
1957	.366	Frank Howard
1956	.321	Don Kelley
1955	.358	Bob Schnabel
1954	.369	Don Kelley
1953	.333	Dick Ernst
1952	.370	Bill Dobbs
1951	.315	Bob Montebello
1950	.363	Carlton Parrill
1949	.364	Alex Verdova
1948	.345	Norbert Ranz
1947	.320	Fred Taylor
1946	.293	Norbert Ranz
1940	.405	Mark Kilmer

HITS

2011	66	Matt Streng
2010	85	Zach Hurley
2009	89	Zach Hurley
2008	79	Justin Miller
2007	81	Justin Miller
2006	91	Ronnie Bourquin
2005	66	Mike Rabin
2004	92	Steve Caravati
2003	77	Drew Anderson
2002	81	Doug Deeds
	81	Christian Snavelly
2001	78	Mike Check
2000	79	Jason Turner
1999	87	Mike Lockwood
1998	83	Jason Trott
1997	87	Dan Seimetz
1996	90	Alex Eckelman
1995	80	Mike Estep
1994	87	Jonathan Sweet
1993	76	Jonathan Sweet
1992	86	Doug Wollenburg
1991	78	Keith Klodnick
1990	75	Ken Tirpack
1989	69	Tom Eiterman
1988	80	Scott Meadows
1987	59	Tom Harris
1986	61	Scott Meadows
1985	51	John Minch
1984	50	Eric Pfaff
1983	58	Robby Cobb
1982	71	Robby Cobb
1981	63	Keith Gonya
1980	52	Keith Gonya
1979	51	Keith Gonya
1978	40	Rick Worthington
	40	Tim Kauffman
1977	47	Tim Kauffman
1976	41	Jim Chellis
1975	43	Rick Heidorn
1974	38	Barry Bonnell
1973	38	Don Dungee
	38	Jim Haney
1972	34	Barry Bonnell
1971	35	Bill Sharp
1970	45	Kevin Rusnak
1969	33	Phil Morgan
1968	41	David Heiss
1967	50	Ray Shoup
1966	44	Roger Sexton
1965	47	Arnie Chonko
1964	39	Arnie Chonko
1963	39	Arnie Chonko
1962	43	Bob Klein
1961	34	Bill Hess
1960	46	Tom Perdue
1959	30	Dale Hampshire
	30	Gary Leppert
1958	24	John Edwards
1957	26	Frank Howard
1956	27	Don Kelley
1955	40	Don Kelley
1954	30	Dick Ernst
1953	25	Jack Jones
1952	40	Stewart Hein
1951	43	Elbert Gutzwiller
1950	36	Carlton Parrill
	36	Bob Montebello
1949	35	Bob Weygant
1948	42	Ray Gebhardt
1947	31	Fred Taylor
1946	23	Keith Phelps
1940	24	Jim Sexton

AT-BATS

2011	218	Matt Streng
2010	221	Zach Hurley
2009	257	Zach Hurley
2008	201	Tony Kennedy
2007	234	Justin Miller
2006	219	Ronnie Bourquin
2005	215	Jason Zoeller
2004	253	Drew Anderson
2003	251	Drew Anderson
2002	225	Christian Snavelly
2001	222	Mike Harris
2000	212	Jason Turner
1999	253	Mike Lockwood
1998	202	Mike Lockwood
1997	231	Mark Carek
1996	205	Alex Eckelman
1995	236	Chris Williams
1994	223	Jonathan Sweet
1993	223	Jonathan Sweet
1992	211	Ken Tirpack
1991	217	Keith Klodnick
1990	219	Ken Tirpack
1989	205	Tom Eiterman
	205	Keith Klodnick
1988	214	Jay Semke
1987	164	Tom Harris
1986	173	Scott Meadows
1985	155	Greg Policka
1984	165	Eric Pfaff
1983	150	Jeff King
1982	199	Robby Cobb
1981	177	John Orkis
1980	145	Keith Gonya
1979	150	Keith Gonya
1978	146	Wade Manning
1977	147	Mark Kraker
1976	123	Rick Heidorn
1975	146	Steve Watson
1974	130	Steve Watson
1973	115	Steve Day
1972	120	Steve Day
1971	117	Dick Clouse
1970	128	David Heiss
1969	100	David Heiss
1968	119	Bill Long
1967	155	Ray Shoup
1966	129	Ray Shoup
1965	156	Bo Rein
1964	105	Arnie Chonko
1963	128	Ken Peters
1962	126	Bob Klein
1961	96	Bill Hess
1960	119	Jim Herbstreit
1959	98	Gary Leppert
1958	90	Bob Woehler
1957	71	Frank Howard
1956	93	Dick Burkley
1955	116	Howard Cassady
1954	107	Warren Wilson
1953	92	Jack Jones
1952	129	Stewart Hein
1951	140	Elbert Gutzwiller
1950	125	Stewart Hein
1949	110	Ray Gebhardt
1948	133	Bob Weygant
1947	98	Bob Weygant
1946	85	Dick Colburn

RUNS SCORED

2011	40	Brian DeLucia
2010	51	Zach Hurley
2009	61	Michael Stephens
2008	47	J.B. Shuck
2007	53	Matt Angle
2006	63	Matt Angle
2005	49	Jason Zoeller
2004	51	Drew Anderson
2003	55	Christian Snavelly
2002	66	Doug Deeds
2001	64	Mike Harris
2000	50	Chad Ehrnsberger
1999	71	Mike Lockwood
1998	72	Mike Lockwood
1997	64	Dan Seimetz
1996	70	Alex Eckelman
1995	69	Chris Williams
1994	67	Roy Marsh
1993	56	Roy Marsh
	56	Jonathan Sweet
1992	59	Mike Mulligan
1991	63	Keith Klodnick
1990	44	Mike Durant
1989	51	Jay Semke
1988	63	Jay Semke
1987	40	Scott Meadows
1986	46	Scott Meadows
1985	38	John Minch
1984	41	Tom Woleslagel
1983	53	Robby Cobb
1982	56	John Orkis
1981	46	Robby Cobb
1980	30	Robby Cobb
1979	35	Morgan Assmann
1978	33	Wade Manning
1977	36	Wade Manning
1976	25	Tim Kauffman
1975	30	Steve Watson
1974	23	Barry Bonnell
1973	35	Don Dungee
1972	23	Barry Bonnell
1971	25	Ron Ellis
1970	25	Kevin Rusnak
1969	18	David Heiss
1968	23	Bill Long
1967	29	Jeff Morehead
1966	32	Bo Rein
1965	36	Arnie Chonko
1964	27	Arnie Chonko
1963	36	John Machado
1962	26	Bill Hess
1961	19	Tom Perdue
1960	29	Jim Wiezbiski
1959	24	Dale Hampshire
1958	18	Vern Barkstall
1957	22	Vern Barkstall
1956	29	Don Kelley
1955	37	Charles Ellis
1954	19	Warren Wilson
1953	15	David Leonhard
1952	27	David Leonhard
1951	32	Stewart Hein
1950	24	Carlton Parrill
1949	27	Alex Verdova
1948	35	Ray Gebhardt
1947	21	Bob Weygant
1946	18	Dick Colburn
1940	15	Jack McLain

• Indicates school record; **Bold** indicates current player



YEARLY BATTING LEADERS

RUNS BATTED IN

2011	42	Josh Deze
2010	46	Ryan Dew
2009	63	Michael Stephens
2008	61	Justin Miller
2007	51	Justin Miller
2006	66	Ronnie Bourquin
2005	56	Paul Farinacci
2004	52	Steve Caravati
2003	55	Christian Snavelly
2002	52	Nick Swisher
2001	56	Nick Swisher
2000	64	Jason Turner
1999	73	Chad Ehrnsberger
1998	66	Mike Lockwood
1997	•80	Dan Seimetz
1996	61	Mark Chonko
1995	58	Dan Seimetz
1994	61	Scott Kaczmar
1993	51	Jonathan Sweet
1992	61	Ken Tirpack
1991	54	Jamie Taylor
1990	47	Jeff Anderson
1989	42	Tom Eiterman
1988	55	Scott Meadows
1987	47	Tom Harris
1986	48	Scott Meadows
1985	45	Eric Pfaff
1984	42	Eric Pfaff
1983	47	Jeff King
1982	62	Jeff King
1981	57	John Orkis
1980	27	Keith Gonya
1979	27	Keith Gonya
1978	34	Jerry Mahon
1977	31	Harry Tabler
1976	35	Jim Shade
1975	31	Jim Chellis
1974	19	Barry Bonnell
1973	28	Stewart Brownstein
1972	25	Stewart Brownstein
1971	27	Ken Peltier
1970	33	Kevin Rusnak
1969	14	David Heiss
1968	17	David Heiss
	17	Dan Carlson
1967	35	Ray Shoup
1966	30	Russ Nagelson
1965	29	Russ Nagelson
1964	22	Arnie Chonko
1963	32	John Machado
1962	22	John Machado
	22	Bill Hess
1961	20	Bill Hess
1960	35	Tom Perdue
1959	17	Gary Leppert
1958	15	Vern Barkstall
1957	13	Frank Howard
1956	27	Frank Howard
1955	28	Don Kelley
1954	19	Warren Wilson
1953	15	Jack Jones
1952	20	Stewart Hein
1951	32	Elbert Gutzwiller
1950	25	Fred Taylor
1948	25	Norbert Ranz
	25	Bob Weygant
1947	18	Fred Taylor
1946	9	Norbert Ranz

DOUBLES

2011	16	David Corna
2010	19	Zach Hurley
2009	16	Justin Miller
2008	16	Justin Miller
2007	16	Eric Fryer
2006	19	Jedidiah Stephen
2005	20	Paul Farinacci
2004	18	Drew Anderson
2003	13	Drew Anderson
2002	14	Nick Swisher
	14	Drew Anderson
2001	15	Nick Swisher
2000	15	Jason Turner
1999	22	Tom Durant
1998	15	Chad Ehrnsberger
1997	•25	Dan Seimetz
1996	18	Dan Seimetz
1995	20	Dan Seimetz
1994	20	Mike Repasky
1993	21	Jonathan Sweet
1992	19	Doug Wollenburg
1991	19	Mike Durant
1990	17	Mike Durant
1989	16	Tom Eiterman
1988	16	Tom Eiterman
	16	Mark Pfaff
1987	12	Scott Meadows
1986	13	Greg Policka
1985	12	Eric Pfaff
	12	John Minch
1984	10	John Minch
1983	10	John Minch
1982	15	John Orkis
1981	20	Robby Cobb
1980	8	Keith Gonya
	8	Ryan Lokken
1979	10	Keith Gonya
1978	15	Tim Kauffman
1977	8	Tim Kauffman
1976	9	Jim Chellis
1975	10	Rick Heidorn
1974	9	Jeff Kline
1973	11	Don Dungee
1972	8	Stewart Brownstein
1971	7	Bill Sharp
1970	7	Don Polaski
1969	7	David Heiss
1968	11	Fred Krull
1967	15	Ray Shoup
1966	9	Roger Sexton
	9	Bo Rein
1965	12	Arnie Chonko
1964	9	Arnie Chonko
1963	8	Walt Zabinski
1962	10	Bill Hess
1961	6	Bill Hess
	6	Ray Apple
1960	7	Jim Herbstreit
1959	7	Dale Hampshire
1958	8	Andy Okulovich
1957	6	Frank Howard
1956	5	Charles Ellis
	5	Richard Burkley
1955	7	Charles Ellis
1954	6	Charles Ellis
1953	5	Jack Jones
	5	Warren Wilson
1952	5	John Gannon
1951	6	Carlton Parrill
	6	Elbert Gutzwiller
1950	8	Stewart Hein

HOME RUNS

2011	4	Josh Deze
	4	Matt Streng
2010	10	Michael Stephens
2009	14	Dan Burkhart
2008	4	Justin Miller
2007	9	Jason Zoeller
2006	9	Jedidiah Stephen
2005	6	Jason Zoeller
2004	9	Steve Caravati
2003	16	Christian Snavelly
2002	12	Doug Deeds
2001	15	Nick Swisher
2000	17	Jason Turner
1999	16	Chad Ehrnsberger
1998	18	Mike Lockwood
1997	•19	Dan Seimetz
1996	14	Mark Chonko
1995	17	Scott Kaczmar
1994	18	Scott Kaczmar
1993	12	Brian Mannino
1992	13	Ken Tirpack
1991	14	Jamie Taylor
1990	7	Jamie Taylor
1989	12	Jay Semke
1988	10	Scott Meadows
	9	Pat Thompson
	9	Tom Harris
1986	10	Scott Meadows
1985	10	Eric Pfaff
	10	John Minch
1984	12	Jeff King
1983	13	Jeff King
1982	11	Jeff King
1981	10	John Orkis
1980	5	Kirk Dixon
1979	6	Rick Worthington
1978	6	Wade Manning
1977	9	Harry Tabler
1976	11	Randy Shade
1975	5	John Littlejohn
	5	Tim Kauffman
1974	4	Barry Bonnell
1973	9	Stewart Brownstein
1972	2	Four Tied
1971	3	Ken Peltier
1970	5	Ron Ellis
1969	2	Three Tied
1968	4	Dan Carlson
1967	3	Four Tied
1966	6	Russ Nagelson
1965	7	Russ Nagelson
1964	2	Three Tied
1963	12	John Machado
1962	4	Three Tied
1961	2	Bill Hess
1960	7	Tom Perdue
1959	2	Robert Woehler
1958	3	Dick Youngpeter
1957	3	Vern Barkstall
1956	5	Frank Howard
1955	5	Howard Cassidy
1954	2	Dick Ernst
	2	Harry Rutter
1953	2	Paul Bechtel
1952	3	Stewart Hein
1951	2	Elbert Gutzwiller
	2	Stewart Hein
1950	3	Fred Taylor
1947	2	William Cope

STOLEN BASES

2011	9	Brian DeLucia
2010	6	Brian DeLucia
	6	Zach Hurley
2009	14	Zach Hurley
2008	22	J.B. Shuck
2007	22	Matt Angle
2006	25	Matt Angle
2005	16	Mike Rabin
2004	20	Drew Anderson
2003	17	Drew Anderson
	17	Mike Rabin
2002	20	Drew Anderson
2001	•35	Mike Harris
2000	26	Mike Check
1999	11	Jason Trott
	11	Tom Durant
1998	11	Dan Zablouil
1997	16	Dan Zablouil
1996	4	Matt Furrey
1995	9	Scott Kaczmar
1994	34	Roy Marsh
1993	32	Roy Marsh
1992	18	Joe Robinson
1991	22	Mike Durant
1990	6	Three Tied
1989	11	Keith Klodnick
1988	19	Jay Semke
1987	9	Scott Meadows
1986	8	Greg Policka
1985	6	Greg Policka
	6	Joey Lewis
1984	8	Scott Donahue
	8	Tom Woleslagel
1983	13	Robby Cobb
1982	13	Kirk Dixon
1981	10	Morgan Assmann
1980	12	Kirk Dixon
1979	10	Morgan Assmann
1978	17	Wade Manning
1977	21	Wade Manning
1976	9	Tim Kauffman
1975	12	Rick Heidorn
1974	9	Barry Bonnell
1973	10	Bill Sero
1972	5	Bill Sero/Don Dungee
1971	13	Ron Ellis
1970	22	Don Polaski
1969	15	Don Polaski
1968	8	Bill Long
1967	16	Jeff Morehead
1966	17	Bo Rein
1965	16	Bo Rein
1964	11	John Machado
	11	Warren Renick
1963	24	Ken Peters
1962	14	Tom Perdue
1961	12	Ken Peters
1960	11	Tom Perdue
1959	13	Gary Leppert
1958	8	Vern Barkstall
1957	6	Frank Howard
1956	12	Howard Cassidy
1955	19	Charles Ellis
1954	11	Charles Ellis
1953	9	David Leonhard
1952	9	David Leonhard
1951	22	Carlton Parrill
1950	7	Stewart Hein
1948	8	Ray Gebhardt/Bob Weygant
1947	11	Bob Weygant
1946	9	Keith Phelps

• Indicates school record; **Bold** indicates current player



TEAM BATTING BY YEAR

Year	AVG.	AB	R	H	2B	3B	HR	RBI	SLG	BB	HB	SO	SB	CS	PO	A	E	FLD
2011	.280	1781	297	499	93	16	20	266	.384	178	53	315	35	22	1388	588	78	.962
2010	.324	1820	338	589	84	12	38	308	.446	220	42	255	28	22	1356	520	76	.961
2009	.328	•2193	480	•720	118	•26	66	442	.496	223	•61	310	53	12	1606	609	84	.963
2008	.318	1875	370	597	96	11	19	338	.412	217	38	244	61	21	1373	592	83	.959
2007	.316	2059	372	650	83	19	21	344	.405	225	37	235	74	22	1565	592	95	.958
2006	.332	1972	386	657	108	25	28	338	.455	206	30	279	63	18	1437	556	78	.962
2005	.307	2022	385	620	109	16	26	348	.415	201	31	284	75	27	1494	601	65	.970
2004	.308	2065	356	635	117	14	42	313	.439	179	21	330	56	25	1540	609	78	.965
2003	.291	2071	375	603	96	19	70	340	.457	212	39	313	72	23	1601	603	88	.962
2002	.310	1956	418	607	111	18	61	373	.479	269	31	•394	79	26	1444	597	75	.965
2001	.315	1938	447	611	105	17	59	402	.478	285	50	321	•96	•35	1493	•689	90	.960
2000	.288	1906	353	549	85	14	48	322	.423	252	33	261	49	21	1465	632	78	.964
1999	.325	2174	532	707	138	7	77	•478	.544	277	57	319	70	21	•1619	662	87	.963
1998	.333	1781	438	593	107	16	70	401	.529	247	41	298	63	25	1317	573	54	•972
1997	.330	2001	472	660	•142	20	64	428	.517	278	31	277	63	20	1473	641	83	.962
1996	.335	1839	471	616	103	8	79	436	.529	223	30	270	24	19	1294	558	53	•972
1995	.332	2093	489	695	127	13	84	449	.526	293	27	335	26	16	1513	666	87	.962
1994	•354	1910	519	676	131	12	•94	462	•583	254	47	254	70	32	1393	563	74	.964
1993	.307	1981	424	609	112	18	65	382	.481	199	48	313	84	23	1481	611	79	.964
1992	.335	1915	446	641	119	11	53	393	.491	•366	26	266	59	27	1404	619	85	.960
1991	.328	2083	•534	683	139	25	79	477	.532	293	37	259	69	27	1535	673	74	.968
1990	.305	1923	397	586	108	13	51	352	.454	209	24	300	46	28	1410	644	103	.952
1989	.281	1836	324	515	108	8	33	292	.402	213	28	278	49	22	1396	660	91	.958
1988	.309	1795	379	554	103	11	57	329	.474	247	19	303	50	25	1292	583	99	.950
1987	.287	1388	253	398	72	3	35	229	.419	180	16	192	22	6	1010	473	85	.946
1986	.276	1509	281	416	91	12	32	243	.416	217	13	207	34	18	1133	478	99	.942
1985	.288	1647	329	474	88	11	42	304	.431	189	—	233	35	13	1221	500	107	.941
1984	.288	1511	321	435	76	7	35	284	.417	234	—	214	34	14	1130	409	75	.954
1983	.311	1388	347	431	73	15	44	319	.480	216	—	160	47	8	996	430	90	.941
1982	.316	1930	471	609	112	6	48	402	.454	321	—	217	46	9	1406	595	97	.954
1981	.321	1631	391	523	103	13	41	341	.475	251	—	206	53	16	1169	508	81	.954
1980	.276	1218	207	337	51	7	14	181	.365	193	—	185	45	17	912	364	77	.942
1979	.251	1291	177	325	41	9	22	154	.349	153	—	205	30	7	967	391	78	.945
1978	.254	1368	233	348	64	9	31	205	.382	210	—	255	53	7	1064	387	77	.950
1977	.262	1317	253	345	51	15	30	216	.392	189	—	226	61	19	1018	324	86	.940
1976	.278	1102	213	307	47	11	28	192	.417	175	11	167	35	7	835	329	51	.958
1975	.281	1139	218	320	46	10	24	189	.402	139	10	150	56	—	—	—	—	—
1974	.230	1083	131	250	36	4	17	113	.319	170	—	169	34	—	—	—	—	—
1973	.294	1077	213	316	51	8	21	178	.414	215	8	170	43	—	809	339	51	.957
1972	.233	984	144	229	31	5	9	113	.302	—	—	—	22	—	789	325	62	.947
1971	.265	941	163	249	32	6	12	142	.350	—	—	—	42	—	736	266	53	.950
1970	.286	1013	168	290	32	4	33	171	.423	—	—	—	69	—	759	292	•40	.963
1969	.281	852	118	239	37	7	9	105	.372	78	7	165	39	—	705	253	43	.957
1968	.268	1028	153	276	40	6	13	121	.357	106	10	203	32	—	801	297	62	.947
1967	.242	1125	168	277	39	16	18	148	.357	—	—	—	47	—	901	316	54	.958
1966	.288	1053	219	304	42	23	8	180	.395	162	—	187	69	—	698	241	41	.958
1965	.242	1372	213	332	45	11	18	196	.330	—	—	—	43	—	1108	451	53	.967
1964	.275	917	155	252	40	8	11	138	.372	—	—	—	49	—	773	297	61	.945
1963	.268	1131	205	303	44	11	21	161	.382	171	15	—	78	—	—	—	—	—
1962	.282	994	182	280	50	14	19	160	.418	—	—	—	64	—	—	—	—	—
1961	.255	831	150	212	24	14	4	105	.332	—	—	—	68	—	—	—	—	—
1960	.286	892	194	255	41	10	17	159	.411	—	—	—	53	—	—	—	—	—

• Indicates school record

ALL-TIME CAPTAINS

2012	Ryan Cypret		Trent McIlvain		Jeff Bostic	1964	Alan Silverman	1939	Gene Myers	1909	n/a
	David Fathalikhani	2000	Marcello Garofalo	1987	Jim Townsend		John Machado	1938	Wasylik	1908	No games played
2011	Brian DeLucia		Jason Turner		Tom Harris	1963	Kenneth Peters	1937	Eugene Myers	1907	Ben Davis
	Dean Wolosiansky	1999	Justin Fry	1986	Greg Policka		Robert Klein	1936	Gene Hamilton	1906	Felger
2010	Zach Hurley		Mike Lockwood	1985	Eric Pfaff	1962	David Mason	1935	Alex Clowson	1905	Paterson
	Cory Kovanda		Jason Trott	1984	Jeff King	1961	Tom Perdue	1934	Steve Lewis	1904	Raymond
2009	Justin Miller	1998	Mark Carek		Tom Woleslagel	1960	Walt Peters	1933	Roger Sharp	1903	Atkinson
2008	Dan DeLucia		Dan Seimetz	1983	Robby Cobb	1959	Richard Youngpeter	1932	Carl Baumgartner	1902	Collins
	Justin Miller	1997	Mark Carek		Doug Swearingen	1958	Vernon Barkstall	1931	William Kermode	1901	F.C. Weber
2007	Matt Angle		Alex Eckelman	1982	Kirk Dixon	1957	Ron Shay	1930	Thomas Stull	1900	n/a
	Dan DeLucia	1996	Mike Estep	1981	Jim Andrioff	1956	Ron Shay		Howard Cline	1899	Sayre
	Eric Fryer		Bob Spears	1980	Mark Dempsey		Don Kelley	1929	Robert Riehl	1898	Ball
2006	Jacob Howell	1995	Scott Kaczmar	1979	n/a		Chuck Ellis	1928	Raymond Widdfield	1897	n/a
	Dan DeLucia		Brian Mannino	1978	Jerry Mahon	1955	Dick Finn	1927	Fritz Mackey	1896	Reed
	Jacob Howell	1994	Chris Granata	1977	Harry Tabler	1954	Dick Ernst	1926	Don Sloteman	1895	n/a
2005	Jedidiah Stephen		Mike Repasky		Paul Semall	1953	Bill Wisler	1925	Russell Miller	1894	n/a
	Steve Caravati		Jonathan Sweet	1976	Randy Shade		Jack Gannon	1924	Harry Workman	1893	G.D. Pearce
	Mike Rabin	1993	Chris Granata	1975	John Littlejohn	1952	Stu Hein	1923	Raymond Fesler	1892	n/a
2004	Steve Caravati		Tony Khoury	1974	Bill Sero		Jack Gannon	1922	Willard Cotter	1891	C.W. Barnes
	Brett Garrard		Mike Repasky	1973	Stewart Brownstein	1951	Carlton Parrill	1921	G. Raymond Fenner	1890	S.C. Bennett
	Derek Kinnear	1992	Mike Mulligan		James Haney	1950	Peter Perini	1920	Wayne Fogle	1889	Allen
2003	Josh Newman		Ken Tirpack	1972	Richard Clouse	1949	Fred Taylor	1919	Mark Fuller	1888	n/a
	Kyle Brown	1991	Mike Durant	1971	Bill Sharp	1948	Norbert Ranz	1918	W. Skelley	1887	n/a
	Greg Prenger		Matt Ban	1970	Kevin Rusnak	1947	George Ranz	1917	Wayne Wright	1886	C.H. Aldrich
	Nate Smith		Keith Klodnick	1969	Fred Kroll	1946	Keith Phelps	1916	Sam Robinson	1885	F.J. Taylor
2002	Christian Snavely		Tom Schwarber		Dan Carlson	1945	Walter Ernst	1915	Sid E. Mix	1884	A.C. Oster
	Lance Rolston	1990	Matt Ban	1968	Bruce Heine	1944	Don Grate	1914	J.G. Bliss	1883	J.B. Wikoff
	Nate Smith		Tom Schwarber	1967	Ray Shoup	1943	Carl Patterson	1913	n/a	1882	Harry Bingham
	Brandon Steen	1989	Jay Semke	1966	Charles Brinkman	1942	Wayne Haefner	1912	Smythe	1881	A.J. Heinlein
2001	Cory Cox		Tom Eiterman		Russell Nagelson	1941	Gene Dornbrook	1911	n/a		W.K. Cherryholmes
	John Mayor	1988	Pat Thompson	1965	Arnold Chonko	1940	Clifford Morgan	1910	n/a		



YEARLY TEAM PITCHING

Year	Rec.	Pct.	ERA	CG	SH	SV	IP	H	R	ER	BB	SO	BK	HB	WP
2011	26-27	.490	4.94	1	2	9	462.2	506	319	254	207	338	5	49	57
2010	28-23	.549	5.24	2	1	13	452.0	568	318	263	169	354	0	38	45
2009	42-19	.689	6.39	5	5	•21	535.1	648	443	380	265	462	12	39	48
2008	30-26	.536	4.99	3	4	16	457.2	502	311	254	233	393	16	44	41
2007	38-24	.613	4.50	7	0	14	521.2	573	317	261	205	384	11	59	28
2006	37-21	.638	3.46	13	5	7	479.0	493	242	184	186	354	5	47	27
2005	40-20	.667	3.78	11	2	9	498.0	503	268	209	142	322	3	49	30
2004	36-25	.590	4.30	9	1	17	513.1	548	299	245	196	379	7	43	37
2003	44-21	.677	4.08	13	•9	16	533.2	532	298	242	158	•463	•20	37	39
2002	38-20-1	.653	4.45	17	8	10	481.1	540	295	238	156	369	13	40	27
2001	43-18	.705	4.07	8	8	15	497.2	552	274	225	150	350	10	43	35
2000	37-23	.617	4.20	15	2	9	488.1	554	274	228	181	315	4	42	41
1999	50-14	.781	5.10	15	6	14	•539.2	614	357	306	174	425	7	•59	42
1998	37-16	.698	4.72	15	2	7	439.0	462	251	230	162	372	8	44	28
1997	42-18	.700	4.40	18	5	8	491.0	551	300	240	159	392	2	52	28
1996	36-20	.643	4.97	10	4	15	431.1	491	274	238	172	356	5	47	29
1995	40-23	.635	5.28	16	3	5	504.1	591	357	296	229	416	2	41	42
1994	49-9	•845	4.81	18	6	14	464.1	516	300	248	200	414	2	21	39
1993	44-19	.698	4.32	15	5	9	493.2	495	285	237	243	410	2	47	39
1992	40-21	.655	4.63	13	4	13	468.0	484	295	241	239	340	6	26	42
1991	•52-13	.800	4.26	•29	6	11	511.2	527	292	242	208	450	3	23	42
1990	32-29	.524	5.44	21	5	8	470.0	515	361	284	245	347	5	33	53
1989	34-27	.557	4.78	10	4	9	465.1	504	311	247	265	318	6	32	34
1988	32-28	.533	5.55	•29	4	4	428.0	479	327	264	223	282	7	45	27
1987	19-27	.413	5.77	16	2	3	336.2	347	270	216	211	242	9	19	34
1986	21-27-1	.439	4.65	14	3	2	377.2	374	273	195	254	339	4	26	61
1985	29-24	.547	4.86	15	2	3	407.0	401	274	220	239	361	—	14	•62
1984	30-17-1	.625	4.85	11	2	9	376.2	358	246	203	266	364	—	17	39
1983	24-21	.533	5.15	5	3	5	332.0	355	266	190	213	251	—	18	55
1982	45-14-1	.758	4.59	10	2	10	468.2	457	297	239	308	376	—	23	53
1981	34-18	.654	5.05	15	2	4	389.6	411	280	219	235	243	—	19	29
1980	18-25	.418	4.91	7	3	5	304.0	322	204	166	171	184	—	9	36
1979	17-26-2	.378	4.67	14	2	1	325.2	334	233	169	206	186	—	10	34
1978	24-23	.511	4.87	19	5	2	349.0	364	261	189	234	232	—	4	28
1977	25-24	.510	3.82	•29	8	3	339.1	311	203	144	198	270	—	—	16
1976	24-16	.600	3.52	19	3	—	278.1	255	158	109	157	199	—	—	—
1975	17-22-1	.438	4.85	20	4	5	286.0	326	222	154	178	134	—	4	21
1974	14-24	.368	4.21	10	2	5	284.0	289	178	133	177	168	—	11	21
1973	22-14-2	.567	4.55	9	2	—	269.2	260	165	134	162	190	—	11	22
1972	11-25	.305	6.04	7	2	—	252.0	270	214	169	184	119	4	—	25
1971	13-21	.382	5.21	6	1	—	243.1	307	177	141	117	127	1	5	18
1970	27-8-1	.763	2.57	21	6	—	249.0	227	106	71	109	218	1	6	10
1969	16-15	.516	3.15	14	4	—	228.1	200	109	81	•99	179	—	8	15
1968	16-20	.444	3.14	16	6	—	266.0	244	142	93	139	232	—	—	—
1967	25-20-3	.552	2.91	17	6	—	378.2	286	166	122	176	345	4	10	19
1966	27-6-1	.808	•2.11	18	5	—	289.0	203	•93	68	123	294	1	9	10
1965	30-13	.697	2.89	22	5	—	376.0	317	150	121	156	316	—	4	14
1964	21-10	.677	2.34	10	4	—	247.0	185	96	•63	111	187	—	5	9
1963	23-13-1	.635	2.74	13	6	—	305.1	•144	127	93	131	232	—	3	23
1962	19-14	.575	4.52	10	4	—	273.0	229	163	137	150	213	—	—	—
1961	12-13-2	.481	4.69	5	2	—	197.0	168	120	103	128	161	—	3	5
1960	21-7	.733	3.13	9	3	—	239.0	176	121	83	151	277	—	4	9

• Indicates school record



2001 BIG TEN CHAMPIONS & COLUMBUS REGIONAL PARTICIPANTS

(43-16 OVERALL, 20-7 BIG TEN)

Bottom Row (L-R): Mike Check, Geoff Buchanan, Brian Panke, Brett Garrard, Joe Wilkins, Mike Harris, Terry Pettorini, Derek Kinnear, Zac Janicek, Trent McIvain. Second Row (L-R): Manager Ryan Lewis, Jesse Paciorek, Steve Caravati, Lance Rolston, Nick Swisher, assistant coach Greg Cypret, head coach Bob Todd, assistant coach Pat Bangtson, assistant coach Brian Mannino, Matt Kamalsky, John Mayor, manager Matt Bernstein. Third Row (L-R): Student trainer Jim Berry, E.J. Laratta, Mike Rabin, Ryan Ault, Doug Dendinger, Josh Newman, Nate Smith, Doug Larson, Greg Prenger, Doug Deeds, Matt Davis, manager Austin Penrod. Back Row (L-R): Cory Cox, Christian Snavely, Jason Siler, Kyle Blachuta, Brandon Steen, Ted Kalnins, Kevin Wynk, Kevin Goodrum, Jason Bullens, Brett Hatcher, Kyle Brown, Chris Alvord.



CAREER PITCHING RECORDS

WINS

1. Justin Fry	1995-99	36
2. E.J. Laratta	1999-02	34
3. Josh Newman	2001-04	32
4. Pete Perini	1947-50	30
5. Scott Klingenbeck	1990-92	28
Tom Schwarber	1987-91	28
7. Chris Granata	1991-94	27
8. Bill Cunningham	1982-85	26
Mark Dempsey	1977-80	26
10. Matt Beaumont	1992-94	25
11. Dean Wolosiarsky	2008-11	24
Dan DeLucia	2004-08	24
Mike Madsen	2002-05	24
Steve Arlin	1965-66	24
15. Kevan Cannon	1993-95	23
Doug Swearingen	1980-83	23
17. Drew Rucinski	2008-11	22
18. Mike Biehle	1993-96	21
Paul Ebert	1952-54	21
20. Cory Luebke	2005-07	20
Eric Thompson	1996-98	20
Tim Smith	1989-91	20
Bill Wertz	1986-89	20
24. Alex Wimmers	2008-10	18
Scott Lewis	2002-04	18
Kevin Goodrum	1998-01	18
Bob Spears	1993-96	18

INNINGS PITCHED

1. Justin Fry	1995-99	419.2
2. E.J. Laratta	1999-02	379.2
3. Josh Newman	2001-04	369.0
4. Pete Perini	1947-50	344.0
5. Dan DeLucia	2004-08	317.1
6. Dean Wolosiarsky	2008-11	313.1
7. Chris Granata	1991-94	295.1
8. Tom Schwarber	1987-91	295.0
9. Mark Dempsey	1977-80	289.1
10. Doug Swearingen	1980-83	278.0
11. Scott Klingenbeck	1990-92	277.2
12. Cory Luebke	2005-07	274.0
13. Tim Smith	1989-91	263.2
14. Paul Semall	1974-77	258.0
15. Drew Rucinski	2008-11	257.1
16. Kevan Cannon	1993-95	256.1
17. Matt Beaumont	1992-94	249.2
18. Dick Boggs	1966-68	248.1
19. Bill Cunningham	1982-85	247.1
20. Kevin Goodrum	1998-01	247.0
21. Steve Arlin	1965-66	245.2
22. Mike Madsen	2002-05	245.1
23. Trent Luyster	2002-05	228.2
Eric Thompson	1996-98	228.2
25. Paul Ebert	1952-54	227.1

FEWEST HITS

(175 or more innings)

1. Joe Sadelfeld	1967-69	124
2. Steve Arlin	1965-66	150
3. Scott Lewis	2002-04	155
4. Paul Ebert	1952-54	159
5. Alex Wimmers	2008-10	173
6. Art Vanderpohl	1979-82	178
Dick Finn	1952-55	178
8. Dick Boggs	1966-68	190
9. Matt Beaumont	1992-94	195
10. Brian Miller	1976-79	198
11. Bill Cunningham	1982-85	200
12. Bill Wertz	1986-89	207
13. Mark Mesewicz	1989-92	212
14. Greg Prenger	1999-03	214
15. J.B. Shuck	2006-08	218
Bob Spears	1993-96	218

FEWEST BASE ON BALLS

(175 or more innings)

1. Greg Prenger	1999-03	29
2. Bob Spears	1993-96	45
3. Scott Lewis	2002-04	59
4. Trent Luyster	2002-05	66
5. Cory Luebke	2005-07	70
6. Dick Boggs	1966-68	75
7. Nate Smith	1999-03	80
8. Russ Pensiero	1973-76	81
9. Eric Thompson	1996-98	83
Mark Mesewicz	1989-92	83
11. Drew Rucinski	2008-11	88
12. Tim Smith	1989-91	90
13. Mike Madsen	2002-05	91

14. Eric Best	2007-10	92
15. Dan DeLucia	2004-08	93
E.J. Laratta	1999-02	93
17. Dick Finn	1952-55	94
18. Kevin Goodrum	1998-01	95
19. Jake Hale	2006-09	97
20. J.B. Shuck	2006-08	100
21. Bill Wertz	1986-89	105
22. Kevan Cannon	1993-95	106
23. Joe Sadelfeld	1967-69	107
24. Alex Wimmers	2008-10	109
Steve Arlin	1965-66	109

STRIKEOUTS

1. Justin Fry	1995-99	382
2. Steve Arlin	1965-66	294
3. Josh Newman	2001-04	291
4. Bill Cunningham	1982-85	281
5. Alex Wimmers	2008-10	273
6. Tim Smith	1989-91	254
7. Mark Dempsey	1977-80	250
8. Paul Semall	1974-77	247
9. Matt Beaumont	1992-94	245
10. Tom Schwarber	1987-91	244
11. Scott Lewis	2002-04	241
12. Scott Klingenbeck	1990-92	238
13. E.J. Laratta	1999-02	234
14. Doug Swearingen	1980-83	224
15. Paul Ebert	1952-54	223
16. Kevan Cannon	1993-95	220
17. Cory Luebke	2005-07	217
18. Eric Thompson	1996-98	213
Chris Granata	1991-94	213
20. Dick Boggs	1966-68	212
21. Mike Biehle	1993-96	210
22. Dan De Lucia	2004-08	209
23. Joe Sadelfeld	1967-69	205
24. Kevin Goodrum	1998-01	204
25. Joe Sparna	1962-63	195

SAVES

1. Jake Hale	2006-09	29
2. Cory Cox	1998-01	27
3. Rory Meister	2005-08	15
4. Eric Best	2007-10	14
Matt Davis	2002-03	14
6. Trey Fausnaugh	2004-07	13
7. Brandon Steen	1999-02	12
Chad Hale	1991-94	12
9. Mark Mesewicz	1989-92	10
10. Ron Nelson	1995-96	8
Dennis Pachner	1992-94	8
12. Drew Rucinski	2008-11	7
Mike Stafford	1997-98	7
14. Bill Wertz	1986-89	6

FEWEST RUNS

(175 or more innings)

1. Scott Lewis	2002-04	70
Steve Arlin	1965-66	70
3. Paul Ebert	1952-54	79
4. Alex Wimmers	2008-10	81
5. Joe Sadelfeld	1967-69	83
6. Greg Prenger	1999-03	90
7. Dick Boggs	1966-68	91
8. Dick Finn	1952-55	95
9. Pete Perini	1947-48, 50	110
10. Bill Cunningham	1982-85	114
11. Bob Spears	1993-96	116
12. Matt Beaumont	1992-94	120
13. J.B. Shuck	2006-08	121
Mark Mesewicz	1989-92	121
15. Russ Pensiero	1973-76	123

FEWEST EARNED RUNS

(175 or more innings)

1. Scott Lewis	2002-04	52
2. Steve Arlin	1965-66	55
3. Joe Sadelfeld	1967-69	56
4. Dick Boggs	1966-68	61
5. Alex Wimmers	2008-10	71
6. Greg Prenger	1999-03	77
7. Cory Luebke	2005-07	87
Bill Cunningham	1982-85	87
9. Paul Semall	1974-77	90
10. Russ Pensiero	1973-76	92
11. Mark Mesewicz	1989-92	93
12. J.B. Shuck	2006-08	96
13. Art Vanderpohl	1979-82	98
Brian Miller	1976-79	98

15. Bob Spears	1993-96	99
----------------	---------	----

EARNED RUN AVERAGE

(175 or more innings)

1. Steve Arlin	1965-66	2.01
2. Dick Boggs	1966-68	2.21
3. Scott Lewis	2002-04	2.38
4. Cory Luebke	2005-07	2.86
Joe Sadelfeld	1967-69	2.86
6. Alex Wimmers	2008-10	2.94
7. Paul Semall	1974-77	3.14
8. Joe Sparna	1962-63	3.16
9. Bill Cunningham	1982-85	3.17
10. Mark Dempsey	1977-80	3.17
11. Pete Perini	1947-50	3.32
12. Eric Thompson	1996-98	3.47
13. Matt Beaumont	1992-94	3.71
14. Justin Fry	1995-99	3.78
15. J.B. Shuck	2006-08	3.87
16. Dan DeLucia	2004-08	3.91
Russ Pensiero	1973-76	3.91
18. Greg Prenger	1999-03	3.93
19. Randy Shade	1973-76	3.97
20. Scott Klingenbeck	1990-92	3.99

WIN-LOSS PERCENTAGE

(10 or more wins)

1. Steve Arlin	1965-66	(24-3) .889
2. Scott Lewis	2002-04	(18-3) .857
Ken Hay	1963-64	(12-2) .857
4. Kurt Fullenkamp	1996-99	(19-4) .826
5. Chad Hale	1991-94	(14-3) .824
6. Andy Lee	1996-99	(20-5) .800
Fred Strine	1968-70	(12-3) .800
8. Kyle Brown	2000-03	(11-3) .786
9. Alex Wimmers	2008-10	(18-5) .783
Kevin Goodrum	1998-01	(18-5) .783
11. Matt Beaumont	1992-94	(25-7) .781
12. Justin Fry	1995-99	(36-11) .766
13. Bill Cunningham	1982-85	(26-9) .743
14. Eric Thompson	1996-98	(20-7) .741
15. Andy Noffke	1992-95	(11-4) .733
16. Mike Madsen	2002-05	(24-9) .727
17. Paul Ebert	1952-54	(21-8) .724
18. Dennis Pachner	1992-94	(13-5) .722
19. Bob Spears	1993-96	(18-7) .720
20. Bill Wertz	1986-89	(20-8) .714
Jim Geddes	1968-71	(10-4) .714
22. Chris Granata	1991-94	(27-11) .711
23. John Durant	1964-65	(12-5) .706
24. Mark Dempsey	1977-80	(26-11) .703
25. Mike Biehle	1993-96	(21-12) .700
Tom Schwarber	1987-91	(28-12) .700

APPEARANCES

1. Cory Cox	1998-01	96
2. Jake Hale	2006-09	92
3. Eric Best	2007-10	91
4. Rory Meister	2005-08	90
5. Trey Fausnaugh	2004-07	87
6. Drew Rucinski	2008-11	84
7. Andy Lee	1996-99	79
8. Brandon Steen	1999-02	70
Jared Strayer	2008-11	70
10. Dennis Pachner	1992-94	69
11. Kevin Goodrum	1998-01	68
Chad Hale	1991-94	68
13. Theron Minium	2007-11	67
14. Gary Fragle	1993-96	66
15. Dean Wolosiarsky	2008-11	65
16. Justin Fry	1995-99	64
17. Trent Luyster	2002-05	61
Mike Madsen	2002-05	61
Josh Newman	2001-04	61
Bob Spears	1993-96	61
Mark Mesewicz	1989-92	61
Bill Wertz	1986-89	61
23. E.J. Laratta	1999-02	60
24. Dan DeLucia	2004-08	58
25. Tom Schwarber	1988-92	57

Bold indicates current player



SEASON PITCHING RECORDS

WINS

1.	Tom Schwarber	1991	14
2.	Steve Arlin	1965	13
3.	Drew Rucinski	2009	12
4.	Dean Wolosiansky	2009	11
	Justin Fry	1999	11
	Matt Beaumont	1994	11
	Scott Klingenbeck	1991	11
	Doug Swearingen	1981	11
	Steve Arlin	1966	11
10.	Dan DeLucia	2006	10
	E.J. Laratta	1999	10
	Justin Fry	1997	10
	Eric Thompson	1997	10
	Kevan Cannon	1994	10
	Tim Smith	1991	10
	Scott Klingenbeck	1990	10
	Bill Wertz	1989	10
18.	Alex Wimmers	2010	9
	Alex Wimmers	2009	9
	Cory Luebke	2007	9
	Mike Madsen	2004	9
	Scott Lewis	2003	9
	E.J. Laratta	2001	9
	Andy Lee	1999	9
	Andy Lee	1998	9
	Chris Granata	1992	9
	Tom Schwarber	1988	9
	Bill Cunningham	1985	9
	Doug Swearingen	1982	9
	Ken Hay	1964	9
	Ron Nischwitz	1958	9
	Pete Perini	1948	9

INNINGS PITCHED

1.	Steve Arlin	1965	141.1
2.	Justin Fry	1997	118.0
3.	Cory Luebke	2007	117.2
4.	Justin Fry	1999	114.1
5.	Dan DeLucia	2006	108.0
6.	Alex Wimmers	2009	104.2
7.	Steve Arlin	1966	104.1
8.	E.J. Laratta	2001	103.2
	Matt Beaumont	1994	103.2
10.	Josh Newman	2004	103.1
11.	Kevan Cannon	1995	102.1
	Tom Schwarber	1988	102.1
13.	Pete Perini	1949	102.0
14.	E.J. Laratta	2000	101.2
15.	Josh Newman	2003	99.0
16.	Tom Schwarber	1991	98.1
17.	Eric Thompson	1997	97.0
18.	Andy Lee	1999	96.0
	Justin Fry	1998	96.0
	Tim Smith	1991	96.0
21.	Dan DeLucia	2005	95.2
22.	Dean Wolosiansky	2010	95.1
23.	Scott Klingenbeck	1992	95.0
24.	Josh Newman	2002	94.2
25.	Scott Klingenbeck	1991	94.1

EARNED RUN AVERAGE

1.	Gene Rogers	1969	0.95
2.	Mark Mesewicz	1992	0.97
	Bill Gable	1963	0.97
4.	Keith Stilwell	1968	1.02
5.	Rich Klassman	1981	1.13
6.	Jake Hale	2009	1.31
7.	Pete Perini	1947	1.45
8.	Harry Northrop	1954	1.51
9.	Alex Wimmers	2010	1.60
10.	Scott Lewis	2003	1.61
11.	Fred Strine	1970	1.64
12.	Fred Strine	1969	1.67
13.	Ron Nischwitz	1958	1.71
14.	Steve Arlin	1966	1.72
15.	Dan Barker	2005	1.76
16.	Keith Stilwell	1967	1.79
	Dick Hauck	1951	1.79
18.	Ken Hay	1964	1.89
19.	Paul Semall	1976	1.93

APPEARANCES

1.	Jake Hale	2009	40
2.	Drew Rucinski	2009	36
3.	Andrew Armstrong	2011	33
	Matt Davis	2003	33
	Bob Spears	1995	33
6.	Trey Fausnaugh	2004	32
7.	Cory Cox	2000	31
8.	Rory Meister	2006	29

	Kevin Goodrum	1999	29
	Mike Stafford	1998	29
11.	Cory Cox	2001	28
	Cory Cox	1999	28
	Dennis Pachner	1993	28
	Bill Wertz	1989	28
15.	Jared Strayer	2011	27
16.	Eric Best	2008	26
	Josh Dezse	2011	26
	David Fathalikhani	2011	26
	Jake Hale	2007	26
	Rory Meister	2005	26
	Bradron Steen	2001	26
22.	Jared Strayer	2011	25
	Eric Best	2010	25
	Alex Wimmers	2008	25
	Ron Nelson	1996	25
	Chad Hale	1994	25
	Chad Hale	1993	25
	Mark Mesewicz	1992	25

STRIKEOUTS

1.	Steve Arlin	1965	165
2.	Alex Wimmers	2009	136
3.	Steve Arlin	1966	129
4.	Scott Lewis	2003	127
5.	Paul Seitz	1960	117
6.	Justin Fry	1998	113
7.	Justin Fry	1999	104
	Matt Beaumont	1994	104
9.	Joe Sparma	1962	102
10.	Justin Fry	1997	101
	Joe Sadelfeld	1967	101

12.	Josh Newman	2004	100
13.	Cory Luebke	2007	98
	Tom Schwarber	1991	98
15.	Eric Thompson	1997	97
16.	Tim Smith	1990	95
	Bill Cunningham	1985	95
18.	Ray Apple	1961	94
	Paul Ebert	1954	94
20.	Joe Sparma	1963	93
21.	Scott Lewis	2002	91
	Tim Smith	1991	91
	Paul Semall	1977	91

SAVES

1.	Jake Hale	2009	18
2.	Matt Davis	2003	14
3.	Jake Hale	2007	10
	Cory Cox	2001	10
5.	Trey Fausnaugh	2004	9
	Cory Cox	1999	9
	Mark Mesewicz	1992	9
8.	Eric Best	2008	8
	Cory Cox	2000	8
	Ron Nelson	1996	8
	Chad Hale	1994	8
12.	Brandon Steen	2002	7
13.	Josh Dezse	2011	6
	Rory Meister	2006	6
	Mike Stafford	1998	6

Bold indicates current player

MISCELLANEOUS PITCHING RECORDS

Won-Loss Pct. (Season)	1.000	Alex Wimmers, 9-0, 2010
		Chad Hale, 8-0, 1993
		Galen Cisco, 7-0, 1956
		Paul Ebert, 7-0, 1952
		Ron Nelson, 6-0, 1995
Strikeouts (Game)	20	Scott Lewis (Iowa, 2003, 9 innings)
		Steve Arlin (Washington State, 1965, 15 innings)
	18	Bill Gable (Kent State, 1963, 7 innings)
Strikeouts (Nine Innings)	20	Scott Lewis (Iowa, 2003)
	17	Bill Cunningham (Illinois, 1985)
	16	Scott Lewis (Indiana, 2003)
Innings Pitched (Game)	16	Steve Arlin (Michigan, 1965)
Complete Games (Season)	10	Tom Schwarber, 1988
		Steve Arlin, 1966
		Steve Arlin, 1965
Complete Games (Career)	27	Mark Dempsey, 1977-80
	25	Scott Klingenbeck, 1990-92
	24	Justin Fry, 1995-99
	22	Paul Semall, 1974-77
	20	Steve Arlin, 1965-66
Shutouts (Season)	4	Mark Dempsey, 1978
		Fred Strine, 1970
		Steve Arlin, 1966
Shutouts (Career)	8	Mark Dempsey, 1977-80
	6	Steve Arlin, 1965-66
Games Started (Season)	16	Alex Wimmers and Dean Wolosiansky, 2009
		Cory Luebke, 2007
	15	Dan DeLucia and Trent Luyster, 2005
		Josh Newman, 2004
		Josh Newman, 2003
		E.J. Laratta, 2002
		Kevin Goodrum, 2001
		Justin Fry and Andy Lee, 1999
		Kevan Cannon, 1995
		Chris Granata and Scott Klingenbeck, 1992
Scoreless Inning Streak	22.1	Bob Spears, 1995

PERFECT GAMES AND NO HITTERS

Perfect Games (1)	Greg Prenger	April 9, 2003 vs. Oakland, (7 innings), OSU 2-0
No-Hitters (9)	Alex Wimmers	May 2, 2009, vs. Michigan, (9 innings), OSU 6-0
	Greg Prenger	April 9, 2003, vs. Oakland, (7 innings), OSU 2-0
	Eric Thompson	May 10, 1998, vs. Michigan State, (7 innings), OSU 3-0
	Dave Mumaw	April 23, 1989, vs. Indiana (7 innings), OSU 2-0
	Bill Cunningham and Jeff Aurentz	April 13, 1982, vs. BGSU (8 innings), OSU 4-1
	Kerry Sabo	April 16, 1990, vs. Cleveland State (7 innings), OSU 12-0
	Gene Rogers	May 23, 1969, vs. Purdue (7 innings), OSU 6-0
	Joe Sparma	May 18, 1963, vs. Michigan (7 innings), OSU 3-0
	Bill Soter and Ron Disher	April 2, 1955, vs. Pitt (7 innings), OSU 8-1



YEARLY PITCHING LEADERS

WINS

2011	5-3	Drew Rucinski
2010	9-0	Alex Wimmers
2009	12-2	Drew Rucinski
2008	7-4	Dean Wolosiansky
2007	9-1	Cory Luebke
2006	10-2	Dan DeLucia
2005	7-3	Mike Madsen
	7-4	Trent Luyster
2004	9-4	Mike Madsen
2003	9-1	Scott Lewis
2002	8-2	Scott Lewis
	8-4	E.J. Laratta
	8-6	Josh Newman
2001	9-3	E.J. Laratta
2000	7-5	E.J. Laratta
1999	11-2	Justin Fry
1998	9-3	Andy Lee
1997	10-3	Justin Fry
	10-3	Eric Thompson
1996	8-3	Bob Spears
1995	8-6	Kevan Cannon
1994	11-1	Matt Beaumont
1993	8-0	Chad Hale
	8-4	Matt Beaumont
1992	9-4	Chris Granata
1991	•14-1	Tom Schwarber
1990	10-4	Scott Klingenbeck
1989	10-2	Bill Wertz
1988	9-6	Tom Schwarber
1987	6-2	Jim Townsend
1986	5-5	Mike Volkert
	5-6	Park Pittman
1985	9-3	Bill Cunningham
1984	5-1	Bill Gearhart
	5-2	Bill Cunningham
1983	5-2	Chris Jones
1982	9-1	Doug Swearingen
1981	11-6	Doug Swearingen
1980	5-4	Doug Swearingen
	5-4	Mark Dempsey
1979	6-3	Mark Dempsey
1978	8-1	Mark Dempsey
1977	7-3	Mark Dempsey
1976	6-4	Russ Pensiero
1975	4-2	Tim Thrush
	4-5	Randy Shade
	4-6	Paul Semall
1974	6-0	Russ Pensiero
1973	5-3	Randy Shade
1972	3-2	Lyall Fulks
1971	3-1	Craig Vosburgh
	3-3	Gerald King
1970	7-1	Fred Strine
1969	5-2	Fred Strine
1968	6-4	Dick Sadelfeld
1967	8-3	Mike Swain
1966	11-1	Steve Arlin
1965	13-2	Steve Arlin
1964	9-2	Ken Hay
1963	6-3	Joe Sparma
1962	5-1	Dave Stazenski
	5-5	Joe Sparma
1961	8-1	Ray Apple
1960	7-2	Paul Seitz
1959	5-5	Tony Drobnick
1958	9-1	Ron Nischwitz
1957	5-2	Galen Cisco
1956	7-0	Galen Cisco
1955	7-2	Harry Northrop
1954	8-3	Paul Ebert
1953	6-4	Paul Ebert
1952	7-0	Paul Ebert
1951	6-4	Ed Bohnslav
1950	7-3	Pete Perini
1949	6-6	Pete Perini
1948	9-2	Pete Perini
1947	8-2	Pete Perini

EARNED RUN AVERAGE

2011	2.95	Drew Rucinski
2010	1.60	Alex Wimmers
2009	1.31	Jake Hale
2008	4.22	Dean Wolosiansky
2007	2.07	Cory Luebke
2006	2.51	J.B. Shuck
2005	1.76	Dan Barker
2004	2.05	Brett Hatcher
2003	1.61	Scott Lewis
2002	2.84	Scott Lewis
2001	2.78	Cory Cox
2000	2.44	Cory Cox
1999	3.70	Justin Fry
1998	2.54	Mike Stafford
1997	2.27	Mike Stafford
1996	3.55	Justin Fry
1995	3.96	Bob Spears
1994	2.20	Chad Hale
1993	2.04	Chad Hale
1992	0.97	Mark Mesewicz
1991	2.72	Bob Worley
1990	3.15	Mike Hayes
1989	3.45	David Mumaw
1988	4.31	Tom Schwarber
1987	2.84	David Burba
1986	3.23	Mike Volkert
1985	3.30	Bill Cunningham
1984	2.89	Bill Cunningham
1983	3.47	Chris Jones
1982	2.47	Bill Cunningham
1981	1.13	Rich Klassman
1980	2.66	Bill Poling
1979	1.95	Mark Dempsey
1978	3.25	Doug Dillie
1977	2.39	Brian Miller
1976	1.93	Paul Semall
1975	3.04	Tim Thrush
1974	2.94	Russ Pensiero
1973	3.22	Clinton Nicely
1972	3.13	Lyall Fulks
1971	3.72	Craig Vosburgh
1970	1.64	Fred Strine
1969	•0.95	Gene Rogers
1968	1.02	Keith Stilwell
1967	1.79	Keith Stilwell
1966	1.72	Steve Arlin
1965	2.18	John Durant
1964	1.89	Ken Hay
1963	0.97	Bill Gable
1962	3.05	Joe Sparma
1961	2.51	Ray Apple
1960	2.25	Paul Seitz
1959	2.55	Dale Denny
1958	1.71	Ron Nischwitz
1957	2.06	Galen Cisco
1956	2.21	Bill Soter
1955	2.26	Harry Northrop
1954	1.51	Harry Northrop
1953	3.42	Paul Ebert
1952	3.32	Paul Ebert
1951	1.79	Dick Hauck
1950	3.63	Paul Williams
1949	4.94	Pete Perini
1948	2.12	Pete Perini
1947	1.35	Bob Christophel

STRIKEOUTS

2011	53	Drew Rucinski
2010	86	Alex Wimmers
2009	136	Alex Wimmers
2008	76	J.B. Shuck
2007	98	Cory Luebke
2006	69	Dan DeLucia
2005	55	Dan DeLucia
2004	100	Josh Newman
2003	127	Scott Lewis
2002	91	Scott Lewis
2001	68	Kevin Goodrum
2000	74	Kevin Goodrum
1999	104	Justin Fry
1998	113	Justin Fry
1997	101	Justin Fry
1996	66	Mike Biehle
1995	79	Kevan Cannon
1994	104	Matt Beaumont
1993	80	Matt Beaumont
1992	77	Scott Klingenbeck
1991	98	Tom Schwarber
1990	95	Tim Smith
1989	68	Tim Smith
1988	82	Tom Schwarber
1987	49	Jim Townsend
1986	75	Park Pittman
1985	95	Bill Cunningham
1984	89	Bill Cunningham
1983	45	Chris Jones
1982	84	Doug Swearingen
1981	59	Doug Swearingen
1980	49	Mark Dempsey
1979	67	Mark Dempsey
1978	86	Mark Dempsey
1977	91	Paul Semall
1976	56	Russ Pensiero
1975	59	Paul Semall
1974	54	Paul Semall
1973	41	Larry Stange
1972	24	Lyall Fulks
	24	Bill Ackerman
1971	26	Jim Betz
1970	84	Jim Geddes
1969	42	Joe Sadelfeld
1968	76	Dick Boggs
1967	101	Joe Sadelfeld
1966	129	Steve Arlin
1965	•165	Steve Arlin
1964	57	Ken Hay
1963	93	Joe Sparma
1962	102	Joe Sparma
1961	94	Ray Apple
1960	117	Paul Seitz
1959	54	Paul Seitz
1958	82	Ron Nischwitz
1957	57	Ron Nischwitz
1956	61	Galen Cisco
1955	81	Harry Northrop
1954	94	Paul Ebert
1953	73	Paul Ebert
1952	62	Paul Ebert
1951	80	Dick Hauck
1950	48	Dick Hauck
1949	48	Pete Perini
1948	52	Pete Perini
1947	48	Pete Perini

INNINGS PITCHED

2011	82.1	Drew Rucinski
2010	95.1	Dean Wolosiansky
2009	104.2	Alex Wimmers
2008	74.0	Jake Hale
2007	117.2	Cory Luebke
2006	108.0	Dan DeLucia
2005	95.2	Dan DeLucia
2004	103.1	Josh Newman
2003	99.0	Josh Newman
2002	94.2	Josh Newman
2001	103.2	E.J. Laratta
2000	101.2	E.J. Laratta
1999	114.1	Justin Fry
1998	96.0	Justin Fry
1997	118.0	Justin Fry
1996	76.0	Justin Fry
1995	102.1	Kevan Cannon
1994	103.2	Matt Beaumont
1993	85.0	Chris Granata
1992	95.0	Scott Klingenbeck
1991	98.1	Tom Schwarber
1990	88.1	Scott Klingenbeck
1989	80.0	Tim Smith
1988	102.1	Tom Schwarber
1987	69.2	David Burba
1986	68.0	Park Pittman
1985	76.1	Bill Cunningham
1984	65.2	Chris Jones
1983	67.2	Doug Swearingen
1982	80.2	Doug Swearingen
1981	75.1	Doug Swearingen
1980	66.0	Mark Dempsey
1979	78.1	Mark Dempsey
1978	82.1	Mark Dempsey
1977	82.0	Paul Semall
1976	76.2	Russ Pensiero
1975	65.0	Paul Semall
1974	59.2	Paul Semall
1973	52.1	Randy Shade
1972	47.1	Larry Stange
1971	42.1	Gerald King
1970	75.2	Jim Geddes
1969	54.0	Fred Strine
1968	73.0	Dick Boggs
1967	91.2	Dick Boggs
1966	104.1	Steve Arlin
1965	•141.1	Steve Arlin
1964	82.2	Ken Hay
1963	88.1	Joe Sparma
1962	79.2	Joe Sparma
1961	86.0	Ray Apple
1960	84.1	Paul Seitz
1959	67.1	Tony Drobnick
1958	81.1	Ron Nischwitz
1957	47.0	Ron Nischwitz
1956	57.1	Galen Cisco
1955	87.1	Harry Northrop
1954	84.2	Paul Ebert
1953	68.1	Paul Ebert
1952	67.2	Paul Ebert
1951	85.1	Dick Hauck
1950	63.1	Pete Perini
1949	85.2	Pete Perini
1948	102.0	Pete Perini
1947	93.0	Pete Perini

• Indicates school record; **Bold** indicates current player



OSU AND THE NATIONAL POLLS

1965 Collegiate Baseball

1. Arizona State
2. **OHIO STATE**
3. Texas
4. Washington State
5. Florida State
6. St. Louis
7. Detroit
8. Georgia Tech
9. Lafayette
10. Ohio U.
11. Stanford
12. Holy Cross
13. Connecticut
14. California
15. Michigan
16. Cal Poly Pomona
17. Santa Clara
18. Missouri
19. Texas A&M
20. Western Michigan

1966 Collegiate Baseball

1. Arizona State
2. **OHIO STATE**
3. Arizona
4. North Carolina
5. Texas
6. Florida State
7. Western Michigan
8. Washington State
9. Fresno State
10. Oklahoma State
11. Cal Poly Pomona
12. St. Louis
13. St. John's
14. Seton Hall
15. Minnesota
16. Arizona State
17. Idaho
18. Massachusetts
19. Colby
20. Michigan

1967 Collegiate Baseball

1. Stanford
2. Auburn
3. **OHIO STATE**
4. Arizona State
5. Rider
6. Houston
7. Clemson
8. Fresno State
9. Western Michigan
10. Arizona
11. Florida State
12. Oklahoma State
13. Southern California
14. Minnesota
15. Michigan
16. Texas
17. Brigham Young
18. Florida
19. Boston College
20. West Virginia

1970 Collegiate Baseball

1. Southern California
2. Texas
3. Florida State
4. Ohio U.
5. Iowa State
6. Arizona
7. Dartmouth
8. Delaware
9. **OHIO STATE**
10. Mississippi State
11. Southern Illinois
12. Minnesota
13. Washington State
14. Santa Clara
15. Texas-Pan American
16. Maryland
17. Tennessee
18. Clemson
19. Tulsa
20. Jacksonville

1982 Collegiate Baseball

1. Texas
2. Wichita State
3. Cal State-Fullerton
4. Oklahoma State
5. Miami (Fla.)
6. Stanford
7. South Carolina
8. Maine
9. Arizona State
10. Pepperdine
11. New Orleans
12. Stetson
13. Fresno State
14. Middle Tenn. State
15. Eastern Michigan
16. West Virginia
17. Oklahoma
18. Hawaii
19. Nebraska
20. Tulane
28. **OHIO STATE**

1991 Collegiate Baseball

1. Louisiana State
2. Wichita State
3. Creighton
4. Clemson
5. Long Beach State
6. Fresno State
7. Florida State
8. Clemson
9. Oklahoma State
10. Cal State-Northridge
11. Texas
12. Hawaii
13. Southern California
14. Miami (Fla.)
15. S.W. Louisiana
16. Texas A&M
17. Maine
18. Stanford
19. Pepperdine
20. California
21. **OHIO STATE**

1991 Baseball America

1. Louisiana State
2. Wichita State
3. Florida
4. Clemson
5. Florida State
6. Creighton
7. Southern California
8. Long Beach State
9. Fresno State
10. Texas
11. Cal State-Northridge
12. Oklahoma State
13. **OHIO STATE**
14. Hawaii
15. Stanford
16. Miami (Fla.)
17. Pepperdine
18. S.W. Louisiana
19. Texas A&M
20. Maine

1992 Collegiate Baseball

1. Pepperdine
2. Cal State-Fullerton
3. Miami (Fla.)
4. Texas
5. Florida State
6. Oklahoma
7. Wichita State
8. California
9. Louisiana State
10. Clemson
11. Hawaii
12. Arizona
13. Oklahoma State
14. Notre Dame
15. Texas A&M
16. Florida
17. Western Carolina
18. Stanford
19. **OHIO STATE**
20. UCLA

1992 USA Today

1. Pepperdine
2. Cal State-Fullerton
3. Long Beach State
4. Texas
5. Wichita State
6. Florida State
7. Oklahoma
8. Louisiana State
9. Clemson
10. California
11. Oklahoma State
12. Hawaii
13. Florida
14. Notre Dame
15. Stanford
16. N. C. State
17. Arizona
18. Long Beach State
19. Georgia Tech
20. Texas A&M
25. **OHIO STATE**

1993 Collegiate Baseball

1. Louisiana State
2. Wichita State
3. Long Beach State
4. Oklahoma State
5. Texas A&M
6. Texas
7. Arizona State
8. Kansas
9. Arizona
10. Fresno State
11. Notre Dame
12. **OHIO STATE**
13. Georgia Tech
14. St. John's
15. Cal State-Northridge
16. Pepperdine
17. Clemson
18. Southern California
19. Cal State-Fullerton
20. Tennessee

1993 Baseball America

1. Louisiana State
2. Texas A&M
3. Arizona State
4. Wichita State
5. Long Beach State
6. Oklahoma State
7. Texas
8. Georgia Tech
9. Arizona
10. Kansas
11. N. C. State
12. Pepperdine
13. Cal State-Fullerton
14. Fresno State
15. Florida State
16. Notre Dame
17. Arizona
18. Tennessee
19. Southern California
20. UCLA
22. **OHIO STATE**

1993 USA Today

1. Louisiana State
2. Wichita State
3. Long Beach State
4. Texas A&M
5. Oklahoma State
6. Texas
7. Arizona State
8. Kansas
9. Georgia Tech
10. Arizona
11. N. C. State
12. Fresno State
13. Florida State
14. Pepperdine
15. Cal State-Fullerton
16. Clemson
17. Notre Dame
18. **OHIO STATE**
19. Tennessee
20. Southern California

1994 Collegiate Baseball

1. Oklahoma
2. Georgia Tech
3. Cal State Fullerton
4. Arizona State
5. Miami (Fla.)
6. Florida State
7. Louisiana State
8. Auburn
9. Clemson
10. Tennessee
11. **OHIO STATE**
12. Oklahoma State
13. Stanford
14. Southern Cal
15. Texas
16. Washington
17. Wichita State
18. Notre Dame
19. Nevada
20. Long Beach State

1994 Baseball America

1. Oklahoma
2. Georgia Tech
3. Cal State-Fullerton
4. Clemson
5. Arizona State
6. Miami (Fla.)
7. Florida State
8. Tennessee
9. Oklahoma State
10. Louisiana State
11. Southern California
12. **OHIO STATE**
13. Auburn
14. Texas
15. Stanford
16. Washington
17. Nevada
18. Long Beach State
19. Wichita State
20. Notre Dame

1994 USA Today

1. Oklahoma
2. Georgia Tech
3. Arizona State
4. Cal St. Fullerton
5. Miami (Fla.)
6. Florida State
7. Louisiana State
8. Auburn
9. Clemson
10. Oklahoma State
11. Southern California
12. Tennessee
13. **OHIO STATE**
14. Texas
15. Washington
16. Long Beach State
17. Notre Dame
18. Wichita State
19. Memphis
20. Stanford

1995 Collegiate Baseball

1. Cal State-Fullerton
2. Southern California
3. Miami (Fla.)
4. Tennessee
5. Florida State
6. Stanford
7. Clemson
8. Oklahoma
9. Auburn
10. Texas Tech
11. Oklahoma State
12. Texas A&M
13. Wichita State
14. Alabama
15. Rice
16. Long Beach State
17. Mississippi
18. Louisiana State
19. Pepperdine
20. Florida International
26. **OHIO STATE**

1995 USA Today

1. Cal State-Fullerton
2. Southern California
3. Miami (Fla.)
4. Florida State
5. Tennessee
6. Stanford
7. Clemson
8. Oklahoma
9. Texas Tech
10. Auburn
11. Oklahoma State
12. Rice
13. Texas A&M
14. Louisiana State
15. Alabama
16. Wichita State
17. Long Beach State
18. Texas
19. Mississippi
20. Central Florida
28. **OHIO STATE**

1997 Collegiate Baseball

1. Louisiana State
2. Alabama
3. Miami (Fla.)
4. Stanford
5. Auburn
6. Mississippi State
7. Rice
8. UCLA
9. Florida State
10. Georgia Tech
11. Texas Tech
12. Oklahoma State
13. Southern California
14. Arizona State
15. Washington
16. South Alabama
17. Oklahoma
18. Fresno State
19. Santa Clara
20. Florida
30. **OHIO STATE**

1997 USA Today

1. Louisiana State
2. Alabama
3. Miami (Fla.)
4. Stanford
5. Auburn
6. Mississippi State
7. UCLA
8. Rice
9. Florida State
10. Southern California
11. Georgia Tech
12. Oklahoma State
13. Arizona State
14. Texas Tech
15. Washington
16. South Alabama
17. Wichita State
18. Florida
19. Tennessee
20. N.C. State
30. **OHIO STATE**

1999 Baseball America

1. Miami (Fla.)
2. Florida State
3. Stanford
4. Alabama
5. Rice
6. Cal State-Fullerton
7. Texas A&M
8. Baylor
9. Oklahoma State
10. Southern California
11. Wake Forest
12. **OHIO STATE**
13. Auburn
14. Wichita State
15. Tulane
16. Louisiana State
17. Clemson
18. Pepperdine
19. East Carolina
20. S.W. Louisiana

1999 Collegiate Baseball

1. Miami (Fla.)
2. Florida State
3. Stanford
4. Alabama
5. Rice
6. Cal State-Fullerton
7. Texas A&M
8. Oklahoma State
9. Baylor
10. Wake Forest
11. **OHIO STATE**
12. Southern California
13. Clemson
14. Louisiana State
15. Auburn
16. Wichita State
17. Arkansas
18. East Carolina
19. Pepperdine
20. Florida Atlantic

1999 USA Today/ESPN

1. Miami (Fla.)
2. Florida State
3. Stanford
4. Alabama
5. Rice
6. Cal State-Fullerton
7. Texas A&M
8. Oklahoma State
9. Baylor
10. Wake Forest
11. Baylor
12. **OHIO STATE**
13. Southern California
14. Clemson
15. Wichita State
16. Louisiana State
17. Pepperdine
18. S.W. Louisiana
19. Tulane
20. Arkansas

2003 Baseball America

1. Rice
2. Stanford
3. Cal State-Fullerton
4. Texas
5. Louisiana State
6. Florida State
7. Arizona State
8. Miami
9. Long Beach State
10. South Carolina
11. Baylor
12. North Carolina State
13. Nebraska
14. Texas A&M
15. Southern Mississippi
16. SW Missouri State
17. Georgia Tech
18. Auburn
19. North Carolina
20. UNLV
21. **OHIO STATE**

2003 Collegiate Baseball

1. Rice
2. Stanford
3. Cal State-Fullerton
4. Texas
5. Miami (Fla.)
6. South Carolina
7. Louisiana State
8. SW Missouri State
9. Florida State
10. Arizona State
11. Long Beach State
12. N.C. State
13. Baylor
14. Georgia Tech
15. Nebraska
16. Houston
17. Texas A&M
18. **OHIO STATE**
19. North Carolina
20. Auburn

2003 Sports Weekly/ESPN

1. Rice
2. Stanford
3. Cal State Fullerton
4. Texas
5. Miami (Fla.)
6. Louisiana State
7. South Carolina
8. Florida State
9. Arizona State
10. Long Beach State
11. SW Missouri State
12. N.C. State
13. Baylor
14. Nebraska
15. Texas A&M
16. Georgia Tech
17. Auburn
18. Southern Miss
19. Mississippi State
20. **OHIO STATE**

2009 Collegiate Baseball

1. Louisiana State
2. Texas
3. Arizona State
4. Arkansas
5. North Carolina
6. Virginia
7. Cal State-Fullerton
8. Southern Mississippi
9. U.C. Irvine
10. Florida State
11. Rice
12. Mississippi
13. Florida
14. Louisville
15. Clemson
16. East Carolina
17. Texas Christian
18. Georgia Tech
19. Oklahoma
20. Miami, Fla.
25. **OHIO STATE**



2003 Big Ten Champions



RECORDS BY YEAR

Year	Overall		Big Ten		Place	Coach
	W-L-T	Pct.	W-L-T	Pct.		
1881	1-0-0	1.000				
1882	3-1-0	.750				
1883	3-0-0	1.000				
1884	0-1-0	.000				
1885	2-0-0	1.000				
1886	1-0-0	1.000				
1887	NO GAMES					
1888	0-3-0	.000				
1889	2-1-1	.625				
1890	11-3-0	.786				
1891	6-6-0	.500				
1892	16-3-1	.825				
1893	7-3-0	.700				
1894	9-4-0	.692				
1895	8-4-1	.654				
1896	11-6-0	.647				
1897	8-2-0	.800				
1898	3-1-0	.750				
1899	5-3-0	.625				
1900	9-3-0	.750				Reed
1901	7-0-0	1.000				Reed
1902	8-11-0	.421				Reed
1903	9-5-1	.633				Dickerson
1904	16-5-1	.750				
1905	12-10-0	.545				
1906	7-5-2	.571				
1907	5-5-0	.500				
1908	NO GAMES					
1909	4-4-0	.500				
1910	NO GAMES					
1911	6-2-0	.750				
1912	4-4-0	.500				
1913	6-10-1	.382	0-4-0	.000	.9	St. John
1914	10-6-0	.625	2-3-0	.400	.8	St. John
1915	9-6-0	.600	4-4-0	.500	.5	St. John
1916	13-2-0	.867	4-2-0	.667	.2	St. John
1917	15-1-0	.938	6-1-0	.857	.1	St. John
1918	8-4-0	.667	3-2-0	.600	.3	St. John
1919	8-3-0	.727	2-2-0	.500	.5	St. John
1920	17-2-0	.895	8-2-0	.800	.2	St. John
1921	13-6-0	.384	6-4-0	.600	.4	St. John
1922	11-8-0	.579	3-4-0	.429	.5	St. John
1923	16-4-0	.800	8-2-0	.800	.2	St. John
1924	15-7-2	.667	8-1-0	.889	1t	St. John
1925	18-10-0	.643	8-4-0	.667	.3	St. John
1926	8-13-2	.391	3-5-1	.389	6t	St. John
1927	12-11-2	.520	6-6-1	.500	4t	St. John
1928	12-7-0	.632	6-5-0	.545	6t	St. John
1929	11-8-0	.579	4-6-0	.400	6t	Wright
1930	12-6-1	.658	4-4-0	.500	4t	Wright
1931	8-5-0	.615	4-3-0	.571	.4	Wright
1932	6-7-0	.462	3-6-0	.333	.8	Wright
1933	7-11-0	.389	0-7-0	.000	10	Stahl
1934	9-13-0	.409	5-6-0	.455	5t	Stahl
1935	15-4-0	.789	7-3-0	.700	2t	Stahl
1936	4-14-0	.222	1-10-0	.091	.9	Stahl
1937	15-10-0	.600	5-4-0	.556	3t	Stahl
1938	15-10-0	.600	5-5-0	.500	5t	Stahl
1939	7-16-0	.304	2-10-0	.167	9t	Mackey
1940	11-14-0	.444	3-5-0	.375	7t	Mackey
1941	18-13-0	.581	5-7-0	.417	7t	Mackey
1942	15-7-0	.681	7-5-0	.583	3t	Mackey
1943	13-4-0	.765	6-1-0	.857	.1	Mackey
1944	16-6-0	.727	5-5-0	.500	.5	Mackey
1945	11-10-1	.522	4-5-0	.444	.5	Wrigley
1946	7-16-0	.304	3-8-0	.273	.9	Wrigley

Year	Overall		Big Ten		Place	Coach
	W-L-T	Pct.	W-L-T	Pct.		
1947	16-9-0	.640	9-5-0	.643	.2	Stahl
1948	18-12-0	.600	9-5-0	.643	.3	Stahl
1949	13-13-0	.500	6-6-0	.500	.6	Stahl
1950	17-12-1	.583	6-5-0	.545	4t	Stahl
1951	23-15-0	.605	10-2-0	.833	.1	Karow
1952	17-13-0	.566	7-7-0	.500	6t	Karow
1953	13-13-0	.500	9-4-0	.692	.3	Karow
1954	20-11-0	.645	10-5-0	.667	3t	Karow
1955	20-12-0	.625	9-3-0	.750	.1	Karow
1956	18-7-1	.711	9-3-1	.731	.2	Karow
1957	15-6-1	.704	4-5-0	.444	.8	Karow
1958	22-7-1	.750	9-6-0	.600	.3	Karow
1959	17-14-0	.548	5-10-0	.333	10	Karow
1960	21-7-2	.733	6-4-0	.600	.2	Karow
1961	12-11-1	.521	4-8-0	.333	.7	Karow
1962	19-14-0	.575	9-5-0	.643	.3	Karow
1963	23-13-1	.635	9-6-0	.600	3t	Karow
1964	21-10-0	.677	10-5-0	.667	.3	Karow
1965	30-13-0	.697	11-2-0	.846	.1	Karow
1966	27-6-1	.808	6-0-0	1.000	.1	Karow
1967	25-20-3	.552	13-5-0	.722	.1	Karow
1968	16-20-0	.444	6-8-0	.429	.5	Karow
1969	16-15-0	.516	9-7-0	.563	.3	Karow
1970	27-8-1	.763	13-3-0	.831	.2	Karow
1971	13-21-0	.382	5-11-0	.313	8t	Karow
1972	11-25-0	.305	6-10-0	.375	.7	Karow
1973	22-14-1	.608	11-7-0	.611	.3	Karow
1974	14-24-0	.368	6-12-0	.333	.9	Karow
1975	17-22-1	.438	7-10-1	.417	.6	Karow
1976	24-16-0	.600	9-7-0	.563	5t	Finn
1977	25-24-0	.510	11-5-0	.688	.3	Finn
1978	24-23-0	.511	9-9-0	.500	5t	Finn
1979	17-26-2	.378	10-7-0	.588	.6	Finn
1980	18-25-0	.418	6-10-0	.375	6t	Finn
1981	34-18-0	.654	7-9-0	.488	3#/DNP	Finn
1982	45-14-1	.758	13-3-0	.831	1t#/2	Finn
1983	24-21-0	.533	3-9-0	.250	5#/DNP	Finn
1984	30-17-1	.625	8-8-0	.500	3#/DNP	Finn
1985	29-24-0	.547	8-8-0	.500	2t#/2	Finn
1986	21-27-1	.439	4-12-0	.250	5#/DNP	Finn
1987	19-27-0	.413	4-12-0	.250	5#/DNP	Finn
1988	32-28-0	.533	16-12-0	.571	3t/4	Todd
1989	34-27-0	.557	16-12-0	.571	4/3	Todd
1990	32-29-1	.524	16-12-0	.571	4/2	Todd
1991	52-13-0	.800	20-8-0	.714	1/1	Todd
1992	40-21-0	.655	20-8-0	.714	1/4	Todd
1993	44-19-0	.698	19-9-0	.679	1/NC	Todd
1994	49-9-0	.845	25-2-0	.926	1/1	Todd
1995	40-23-0	.635	18-10-0	.643	1/1	Todd
1996	36-20-0	.643	15-13-0	.536	6/DNP	Todd
1997	42-18-0	.700	18-10-0	.643	2/1	Todd
1998	37-16-0	.698	18-9-0	.666	3/4	Todd
1999	50-14-0	.781	25-3-0	.893	1/4	Todd
2000	37-23-0	.616	15-13-0	.536	5/3	Todd
2001	43-18-0	.705	20-7-0	.741	1/3	Todd
2002	38-20-1	.653	18-11-0	.621	2/1	Todd
2003	44-21-0	.677	20-12-0	.625	2/1	Todd
2004	36-25-0	.590	19-12-0	.613	2/2	Todd
2005	40-20-0	.667	17-12-0	.586	4t/1	Todd
2006	37-21-0	.638	19-12-0	.613	3/3	Todd
2007	38-24-0	.613	15-15-0	.500	6/1	Todd
2008	30-26-0	.536	15-15-0	.500	5/6	Todd
2009	42-19-0	.689	18-6-0	.750	1/3	Todd
2010	28-23-0	.549	11-13	.458	7/DNP	Todd
2011	26-27-0	.490	13-11	.541	4/5	Beals
128 Years	2,354-1,522-38	.601	901-667-5	.572	15 titles	

Notes – Number in Place column after slash represents finish in Big Ten Playoffs (which determined the official conference champion from 1981 through 1992 only). # = finish in East Division only; DNP = did not participate; NC = playoffs not completed; t = tie.



COACHING RECORDS

Fred Mackey

Lynn Wilbur St. John

Wayne Wright

Lowell Wrigley



Marty Karow

Dick Finn

Bob Todd

COACHING RECORDS (INCLUDES ALL GAMES)

Years	Coach	Overall				Big Ten Regular Season				
		W	L	T	Pct.	W	L	T	Pct.	Titles
1881-86, 1888-99,	Unknown	150	76	6	.659					
1904-07, 1909, 1911-12										
1900-02	Jack Reed	24	14	0	.632					
1903	C.W. Dickerson	9	5	1	.633					
1913-28	Lynn W. St. John	191	100	7	.653	77	52	3	.595	2
1929-32	Wayne Wright	37	26	1	.586	15	19	0	.441	0
1933-38, 47-50	Floyd Stahl	129	108	1	.544	53	56	0	.486	0
1939-44	Fred Mackey	80	60	0	.571	28	33	0	.459	1
1945-46	Lowell Wrigley	18	26	1	.411	7	13	0	.350	0
1951-75	Marty Karow	479	341	14	.583	203	148	2	.578	5
1976-87	Dick Finn	310	262	5	.542	92	99	0	.482	0
1988-2010	Bob Todd	901	477	2	.654	413	236	0	.636	7
2011-	Greg Beals	26	27	0	.490	13	11	0	.541	0
128-Year Totals		2,354	1,522	38	.601	901	667	5	.572	15



One of two Big Ten coaches to win at least 350 conference games, Bob Todd was 413-236 in Big Ten games through 22 seasons at Ohio State, an average of 187.9 league victories per season.



Marty Karow shares a laugh with the legendary Ted Williams.

COACHES BY WINS

901	Bob Todd	1988-2010	23 seasons
479	Marty Karow	1951-75	25 seasons
310	Dick Finn	1976-87	12 seasons
191	L.W. St. John	1913-28	16 seasons
129	Floyd Stahl	1933-38, 1947-50	10 seasons
79	Fred Mackey	1939-44	6 seasons
37	Wayne Wright	1929-32	4 seasons
26	Greg Beals	2011-current	1 season
18	Lowell Wrigley	1945-46	2 seasons
15	Jack Reed	1900-02	3 seasons
9	C.W. Dickerson	1903	1 season



YEARLY RESULTS BY OPPONENT

ADELBERT

Date	W/L	Score	Site
5/21/1892	W	6-4	H
6/11/1892	W	5-0	A
5/27/1893	L	4-3	H
6/12/1893	L	19-7	A
4/27/1894	W	12-3	A
5/25/1894	W	10-8	H

AIR FORCE

Date	W/L	Score	Site
2/28/2000	W	5-4	1 N
3/7/08	L	9-8	2 N

1 at Millington, Tenn.; 2 at West Palm Beach, Fla.

AKRON

Date	W/L	Score	Site
4/20/1980	W	3-2	H
4/20/1980	W	19-3	H
4/7/1981	W	9-8	H
4/21/1982	L	6-5	A
4/21/1982	W	7-2	A
5/1/1984	L	7-6	A
5/1/1985	L	3-1	A
5/1/1985	L	5-4	A
4/17/1986	W	6-0	H
4/29/1986	L	12-5	A
4/28/1987	W	13-4	H
4/28/1987	W	11-9	H
3/9/1988	W	21-5	H
3/9/1988	W	5-2	H
3/20/1996	W	20-7	1 N
3/4/2000	L	5-4	1 N
4/25/2001	L	9-8	H
5/12/2004	W	4-3	H
5/2/2007	W	7-2	H
4/23/2008	W	8-7	H
4/23/2008	L	7-3	H
4/29/2009	W	7-3	H
4/21/2010	L	7-10	H
4/13/2011	W	5-0	H
4/13/2011	W	8-1	H

1 at Jacksonville, Fla.

ALABAMA

Date	W/L	Score	Site
1924	T	4-4	A
1924	L	12-1	A
3/19/1955	L	4-2	1 N
3/20/1955	L	7-5	1 N
3/19/1976	L	2-1	A
3/20/1976	W	3-2	A
3/19/1977	W	11-2	A
3/19/1977	W	15-1	A
3/20/1977	L	6-4	A
3/20/1977	L	8-6	A
3/9/1990	L	9-0	A
3/10/1990	L	5-4	A
3/11/1990	L	11-0	A
3/9/1991	W	12-16	A
3/10/1991	L	8-0	A

1 Unknown

ALABAMA-BIRMINGHAM

Date	W/L	Score	Site
3/18/1984	W	10-9	A
3/19/1984	L	11-3	A
3/26/1985	L	10-5	A
3/27/1985	L	6-3	A
3/7/1992	L	2-1	A
3/7/1992	W	7-1	A
3/8/1992	L	11-10	A
3/8/1996	W	6-3	1 N
3/22/2002	W	2-0	2 N
3/23/2002	W	4-3	2 N

1 at Montgomery, Ala.; 2 at Starkville, Miss.

ALBRIGHT

Date	W/L	Score	Site
3/22/1998	W	20-1	1 N

1 at Ft. Myers, Fla.

ALL-STAR

Date	W/L	Score	Site
5/22/1896	W	20-2	H

ALUMNI

Date	W/L	Score	Site
1904	T	4-4	H
6/19/1906	T	5-5	H
6/10/1913	W	12-2	H
6/27/1917	W	6-1	H
6/29/1929	W	2-0	H

AMHERST

Date	W/L	Score	Site
3/23/1954	W	6-4	1 N
3/21/1958	T	0-0	1 N
3/22/1960	L	12-3	1 N
3/23/1960	W	14-2	1 N
3/25/1960	W	7-3	1 N

1 Unknown

ANTIOCH

Date	W/L	Score	Site
1923	W	8-1	H

APPALACHIAN STATE

Date	W/L	Score	Site
4/22/1995	W	7-6	H
4/23/1995	W	6-2	H

ARIZONA

Date	W/L	Score	Site
3/25/1965	L	11-1	A
3/26/1965	L	8-3	A
3/27/1965	W	4-1	A
3/27/1965	L	3-0	A
3/20/1969	L	8-0	A
3/21/1969	L	7-2	A
3/4/1994	W	3-0	1 N

1 at Minneapolis, Minn.

ARIZONA STATE

Date	W/L	Score	Site
3/22/1965	L	6-3	A
3/23/1965	L	7-6	A
3/24/1965	L	10-3	A
6/9/1965	L	9-4	1 N
6/11/1965	W	7-3	1 N
6/12/1965	L	2-1	1 N
3/17/1969	W	10-5	A
3/18/1969	L	2-0	A
3/19/1969	L	5-0	A
3/5/1994	L	9-6	2 N
3/6/2005	L	3-0	3 N

1 College World Series, Omaha, Neb.; 2 at Minneapolis, Minn.; 3 at Greenville, N.C.

ARIZONA STATE-COLLEGE

Date	W/L	Score	Site
3/20/1965	W	5-1	A
3/20/1965	W	12-7	A

ARKANSAS

Date	W/L	Score	Site
3/2/2008	L	8-6	1 N

1 at College Station, Texas

ARKANSAS STATE

Date	W/L	Score	Site
2/22/08	W	7-3	1 N

1 at Millington, Tenn.

ARMY

Date	W/L	Score	Site
3/25/1966	W	7-3	1 N
1968	L	4-3	1 N
3/21/1970	W	6-4	1 N
3/22/1970	W	7-1	1 N
3/22/1991	W	10-4	2 N
3/21/2009	W	3-1	3 N
3/21/2009	W	8-4	3 N

3/20/2010	W	12-2	A
3/4/2011	W	7-1	4 N
3/13/2011	L	14-9	5 N

1 Unknown; 2 at Delray Beach, Fla.; 3 at Winter Haven, Fla.; 4 at Forest City, N.C.; 5 at Auburndale, Fla.

ASHLAND

Date	W/L	Score	Site
5/4/1981	W	5-4	H
3/29/1982	W	6-2	H
5/6/1982	W	16-3	A
4/26/1983	W	15-7	H
3/4/1992	W	26-6	H
3/27/1996	L	6-3	H
4/1/1997	W	3-2	H
4/21/1998	W	6-5	H
4/7/1999	W	16-1	H

ASYLUM

Date	W/L	Score	Site
10/21/1889	W	14-13	H

AUBURN

Date	W/L	Score	Site
1924	W	7-4	A
1924	L	2-1	A
6/12/1967	L	1-0	1 N
2/25/1995	L	9-5	2 N
5/26/1995	L	8-6	3 N
5/31/2003	W	6-2	4 A
6/1/2003	W	9-7	4 A

1 College World Series, Omaha, Neb.; 2 at Mobile, Ala.; 3 at NCAA Midwest II Regional, Oklahoma City, Okla.; 4 at NCAA Regional, Auburn, Ala.

AUSTIN PEAY

Date	W/L	Score	Site
3/4/2001	L	10-8	1 N

1 at Jacksonville, Fla.

BALDWIN WALLACE

Date	W/L	Score	Site
5/31/1900	W	12-11	H

BALL STATE

Date	W/L	Score	Site
5/5/1964	W	6-4	H
4/16/1965	W	6-0	H
4/17/1965	L	6-5	H
4/17/1965	W	9-1	H
5/27/1965	W	4-0	1 N
4/17/1970	W	14-7	A
4/17/1970	W	4-3	A
4/18/1970	L	3-2	A
4/18/1970	W	7-2	A
4/16/1971	W	15-3	H
4/16/1971	L	7-2	H
4/17/1971	W	7-6	H
4/17/1971	W	4-1	H
4/18/2007	L	5-0	H
4/18/2007	W	3-2	H
4/22/2009	L	20-8	H
5/12/2010	W	8-4	H

1 NCAA Districts, Athens, Ohio

BARRACKS

Date	W/L	Score	Site
4/12/1889	W	15-1	H
4/21/1894	L	10-8	H
5/3/1894	L	6-3	H
6/3/1894	W	10-5	H
4/10/1897	W	24-6	H

BETHUNE-COOKMAN

Date	W/L	Score	Site
3/12/2006	W	9-1	1 N
3/22/2010	L	3-5	A

1 Unknown; 2 at San Jose, Calif.; 3 NCAA Atlantic I Regional, Tallahassee, Fla.

BIRMINGHAM SOUTHERN

Date	W/L	Score	Site
3/16/1984	W	3-2	A
3/17/1984	W	11-6	A
3/28/2001	W	12-2	H

BOWLING GREEN

Date	W/L	Score	Site
4/6/1951	W	2-0	H
4/14/1962	W	7-2	H
4/14/1962	W	7-3	H
4/14/1962	L	7-2	H
4/5/1963	W	9-0	H
4/6/1963	L	5-4	H
4/6/1963	W	13-2	H
4/29/1964	L	3-2	A
4/26/1966	T	0-0	A
4/25/1967	T	6-6	A
4/2/1968	W	10-0	H
4/29/1969	W	3-0	H
4/29/1969	W	3-0	H
4/28/1970	W	13-4	A

4/27/1971	W	10-7	H
4/27/1971	W	10-1	H
4/25/1972	L	4-0	A
4/25/1972	L	1-0	A
5/7/1974	L	8-1	A
5/7/1974	L	4-2	A
5/6/1975	W	3-2	H
5/6/1975	W	7-4	H
2/25/1976	L	12-9	A
5/4/1976	L	6-3	A
4/27/1977	L	8-7	H
4/27/1977	W	6-5	H
4/25/1978	L	4-3	A
4/25/1978	W	6-3	A
4/25/1979	W	7-3	H
4/25/1979	L	12-6	H
4/29/1980	L	1-0	A
4/29/1980	L	5-3	A
5/5/1981	W	3-2	H
5/5/1981	W	4-1	H
4/13/1982	W	4-1	A
4/13/1982			



YEARLY RESULTS BY OPPONENT

CAMPBELL

Date	W/L	Score	Site
3/16/1996	W	9-5	1 N

1 at Jacksonville, Fla.

CAMP ATTERBURY

Date	W/L	Score	Site
6/4/1943	L	3-2	
6/5/1943	W	3-0	

CAMP CHASE

Date	W/L	Score	Site
10/18/1884	W	18-10	H
10/18/1884	W	16-5	H
5/30/1886	W	23-2	H

CAMP LEJEUNE

Date	W/L	Score	Site
3/24/1953	W	7-5	A
3/26/1953	L	5-2	A

CANISIUS

Date	W/L	Score	Site
3/29/1990	W	9-3	H
4/17/1991	W	5-1	H
4/17/1991	W	12-0	H
4/28/1993	W	10-8	H
4/28/1993	W	13-2	H
3/27/1994	W	4-2	1 N
3/18/1995	W	8-7	2 N
3/22/1998	W	10-2	1 N

1 at Ft. Myers, Fla.; 2 at Lakeland, Fla.

CAPITAL

Date	W/L	Score	Site
5/21/1881	W	8-5	H
4/20/1888	L	18-10	H
4/30/1889	L	14-3	H
4/12/1890	W	16-7	H
5/3/1890	W	5-4	H
10/11/1890	W	12-1	H
11/15/1890	W	6-3	A
10/17/1891	T	23-23	H
10/31/1891	W	12-2	A
1892	L	9-6	H
4/22/1893	W	9-7	H
3/31/1894	W	8-7	A
4/7/1894	W	13-2	H
3/31/1895	L	16-15	H
4/7/1895	W	15-11	H
5/25/1895	L	11-3	1 N
4/18/1896	W	23-6	H
4/15/1899	W	28-9	H
4/5/1902	W	44-2	H
4/22/1915	W	3-2	H
5/31/1915	W	13-5	A
4/26/1918	W	15-8	H
5/7/1918	W	11-4	H
4/23/1919	W	10-0	H
4/20/1921	W	17-3	H
4/15/1924	W	15-3	H
4/1/1981	W	12-9	A
4/9/1981	W	16-4	A
4/1/1982	W	11-5	A
5/11/1983	W	7-1	A
3/26/1984	W	9-4	H

1 Unknown

CAPITAL DAIRY

Date	W/L	Score	Site
4/16/1904	L	6-3	H

CARLETON

Date	W/L	Score	Site
4/5/1937	W	8-1	H

CASE

Date	W/L	Score	Site
5/5/1900	L	11-8	H
5/11/1901	W	15-3	H
5/1/1903	W	7-4	H
5/7/1903	L	1-0	A
5/23/1904	W	4-1	H

6/10/1904	W	5-2	A
5/19/1905	W	7-2	H
5/28/1905	L	5-4	A
5/28/1906	L	8-5	H
1906	L	14-3	H
5/10/1907	L	8-2	A
6/8/1907	L	8-2	H
5/14/1909	W	5-4	A

CENTRAL (KY.)

Date	W/L	Score	Site
5/30/1900	W	9-0	H

CENTRAL CONNECTICUT STATE

Date	W/L	Score	Site
3/23/1998	W	15-8	1 N
3/24/1998	W	7-3	1 N

1 at Ft. Myers, Fla.

CENTRAL FLORIDA

Date	W/L	Score	Site
3/28/1986	L	12-5	A
3/29/1986	L	7-2	A
2/8/1992	W	11-8	1 N

1 at Orlando, Fla.

CENTRAL MICHIGAN

Date	W/L	Score	Site
5/8/1990	L	24-22	H
3/18/2000	W	11-4	1 N
3/20/2000	L	3-2	1 N
4/12/2006	W	8-5	H
4/9/2008	L	4-2	H
3/8/2009	W	16-7	2 N

1 at College Station, Texas; 2 at Winter Haven, Fla.

CENTRAL STATE

Date	W/L	Score	Site
4/16/1985	W	5-4	H

CHERRY POINT

Date	W/L	Score	Site
3/27/1953	L	11-3	A
10/31/1953	L	5-4	A
3/28/1953	L	4-3	A

CHICAGO

Date	W/L	Score	Site
5/5/1914	W	6-1	A
4/27/1915	W	3-1	A
5/14/1915	W	9-6	H
5/6/1916	W	6-3	A
4/28/1917	W	8-6	A
6/4/1917	W	13-0	H
5/4/1921	W	20-5	A
1923	W	9-8	H
6/7/1924	W	10-2	H
6/14/1924	W	9-0	A
1926	L	5-3	H
1927	W	7-4	H
1927	W	5-0	H
5/8/1928	W	12-3	H
5/31/1928	L	6-5	A
5/4/1929	L	4-3	A
5/28/1929	W	9-3	H
5/10/1930	L	9-4	A
5/28/1930	W	14-0	H
4/23/1932	L	3-2	A
5/21/1943	W	16-2	H
5/22/1943	W	16-6	H
5/5/1944	W	14-3	H
5/6/1944	W	17-4	H

CHINESE

Date	W/L	Score	Site
5/16/1913	L	5-3	H

CHINESE (OF HAWAII)

Date	W/L	Score	Site
5/16/1914	W	3-2	H

CINCINNATI

Date	W/L	Score	Site
------	-----	-------	------

6/13/1891	L	19-6	H
4/26/1919	W	5-4	H
6/10/1920	W	7-3	A
5/9/1921	W	10-2	H
5/18/1921	W	15-12	A
5/8/1922	W	12-10	H
1923	W	18-1	H
1923	W	7-4	H
6/12/1924	W	5-0	H
1925	W	13-2	A
1926	L	10-7	H
1927	W	10-7	H
6/1/1940	W	12-0	H
4/22/1941	W	4-3	A
4/27/1943	W	10-1	A
5/28/1943	W	12-5	H
4/30/1946	L	6-3	A
5/7/1946	L	7-6	H
4/19/1950	W	8-2	A
5/23/1950	W	11-6	H
5/8/1951	L	8-6	H
5/22/1951	W	8-4	A
4/14/1961	W	3-0	H
4/15/1961	L	7-5	H
4/15/1961	W	9-3	H
4/6/1962	W	1-0	H
4/7/1962	W	5-1	H
4/7/1962	W	12-5	H
5/8/1962	W	5-1	H
4/20/1963	W	5-1	H
4/20/1963	W	9-5	H
4/18/1964	W	6-2	H
4/9/1965	W	8-5	H
4/10/1965	W	4-1	H
4/10/1965	L	3-2	H
4/16/1966	W	2-1	H
4/16/1966	W	3-0	H
4/7/1967	T	2-2	H
4/8/1967	W	8-4	H
4/8/1967	L	2-0	H
4/12/1968	W	2-0	H
4/12/1968	W	9-0	H
4/11/1969	W	3-2	H
4/12/1969	W	7-0	H
4/12/1969	W	4-3	H
4/10/1970	W	7-2	H
4/11/1970	W	2-0	H
4/11/1970	L	5-1	H
4/9/1971	W	6-5	A
4/10/1971	L	10-9	A
4/10/1971	L	3-0	A
5/4/1974	L	6-1	A
5/4/1974	W	8-2	A
5/3/1975	W	7-5	H
5/3/1975	L	10-7	H
4/16/1976	W	7-1	A
4/16/1976	W	6-5	A
4/16/1977	W	8-0	H
4/16/1977	L	4-3	H
3/19/1978	W	5-2	1 N
3/20/1978	W	13-7	1 N
5/15/1978	L	5-4	A
5/15/1978	W	2-0	A
3/31/1981	W	18-3	A
4/15/1981	W	6-4	H
3/30/1982	W	12-3	A
4/20/1982	W	17-9	H
3/29/1983	W	6-5	A
5/5/1983	W	18-7	H
3/27/1984	T	6-6	A
5/2/1984	W	15-6	H
4/2/1985	W	17-11	H
4/24/1985	L	10-9	A
4/1/1986	W	5-3	A
4/30/1986	W	7-6	H
5/6/1987	L	4-3	A
5/6/1987	L	3-1	A
4/13/1988	W	5-4	A
4/13/1988	L	4-2	A
4/12/1989	W	13-9	H
4/12/1989	L	5-3	H
3/27/1990	W	9-6	H
5/11/1994	W	14-4	A
4/26/1995	W	13-7	H

5/7/1997	W	15-2	H
5/3/2001	W	14-3	H
5/7/2003	W	17-0	H
2/22/2009	W	6-5	2 N
2/28/2010	L	12-4	A
2/18/2011	L	11-5	2 N

1 Unknown; 2 at Tampa, Fla.

CLEMSON

Date	W/L	Score	Site
3/26/1954	L	7-4	1 N
3/27/1954	W	11-5	1 N
3/25/1980	L	4-1	A
3/26/1980	L	2-0	A
3/27/1980	L	6-0	A
3/27/1980	L	8-3	A
3/23/1981	L	4-2	A
3/23/1981	W	8-7	A
3/24/1982	W	7-2	A
3/25/1982	L	7-1	A
3/23/1983	L	10-1	A
3/24/1988	L	11-4	A
3/26/1988	W	7-1	A
3/26/1988			



YEARLY RESULTS BY OPPONENT

2/29/1992	L	5-4	1N
3/1/1992	L	13-2	1N
2/20/1997	W	13-8	2N

1 at Lake Charles, La.;
2 at Phoenix, Ariz.

DARTMOUTH			
Date	W/L	Score	Site
2/22/1991	W	14-7	1N
3/23/1999	W	15-3	2N
3/26/1999	W	7-2	2N
3/25/2005	W	4-1	3N
3/25/2005	W	5-3	3N
3/18/2007	W	6-3	3N
3/16/08	W	14-9	3N
3/23/2010	W	7-6	A

1 at Phoenix, Ariz.; 2 at Homestead, Fla.; 3 at Bradenton, Fla.

DAYTON			
Date	W/L	Score	Site
4/7/1951	W	15-1	H
5/9/1951	W	11-2	A
4/1/1972	W	19-1	A
4/7/1973	W	5-1	H
4/29/1977	W	10-0	1N
2/28/1989	W	9-3	H
2/28/1989	W	16-2	H
4/18/1990	W	7-3	H
4/18/1990	L	7-4	H
4/29/1992	W	14-11	H
5/12/1993	W	17-16	H
4/27/1994	W	18-5	H
4/7/1996	W	12-4	H
4/23/1997	W	13-7	H
4/14/1998	W	10-9	H
4/27/1999	W	3-1	H
4/19/2000	L	2-1	H
4/17/2002	L	4-3	H
4/14/2004	W	4-1	H

1 Unknown

DEAF, SCHOOL FOR THE			
Date	W/L	Score	Site
10/24/1891	W	9-6	H
5/6/1882	W	5-3	H
4/17/1898	W	17-6	H
3/29/1902	W	27-5	H

DEFIANCE			
Date	W/L	Score	Site
4/14/1982	W	6-3	H
4/21/1983	W	15-8	H
5/7/1984	W	6-3	H
5/6/1985	W	14-1	H
4/24/1986	W	17-7	H

DELAWARE			
Date	W/L	Score	Site
5/25/2001	L	5-4	1H

1 NCAA Regional

DENISON			
Date	W/L	Score	Site
4/27/1889	T	10-10	A
5/10/1890	L	8-4	H
5/20/1891	W	6-2	H
5/31/1891	L	8-2	H
4/23/1892	W	6-5	A
5/30/1892	W	7-6	H
5/30/1893	L	17-3	A
5/12/1894	W	10-7	H
5/3/1895	W	10-5	A
5/29/1895	W	10-9	H
5/17/1899	W	13-6	H
4/28/1900	W	6-5	H
5/23/1902	L	3-2	A
5/13/1904	L	5-4	H
6/1/1904	W	4-1	A
5/3/1905	L	7-0	H
5/20/1905	L	4-0	H
5/22/1909	L	4-3	A
4/22/1911	W	14-0	H
4/29/1911	W	9-1	A

5/3/1912	L	5-2	H
5/10/1912	W	2-0	A
6/11/1913	L	8-5	A
6/12/1914	W	6-0	A
6/1/1916	W	21-1	A
4/14/1917	W	16-4	H
6/7/1919	L	2-1	A
6/12/1920	W	13-0	H
6/4/1921	L	5-4	A
5/9/1922	W	8-7	H
1923	W	14-2	H
5/7/1936	W	22-4	H
4/13/1937	W	6-3	H
5/30/1944	W	11-2	A
5/30/1944	W	8-0	A
4/27/1982	W	12-2	H
4/21/1994	W	13-8	H
3/29/1995	W	12-0	H

DEPAUL			
Date	W/L	Score	Site
1923	L	11-9	H

DEPAUW			
Date	W/L	Score	Site
5/29/1897	W	9-3	H
4/24/1903	W	7-6	H
4/26/1905	W	8-1	A
4/28/1905	L	3-1	A

DETROIT			
Date	W/L	Score	Site
5/29/1965	W	10-7	1N
5/10/1977	W	7-5	2N
5/1/1979	L	4-0	2N
3/9/2001	W	11-1	H
3/10/2001	W	13-0	H
3/10/2001	W	5-4	H
3/16/2002	L	6-4	H
3/16/2002	W	10-0	H
3/17/2002	W	7-2	H
3/16/2003	W	5-3	H
3/16/2003	W	7-0	H
5/5/2004	W	9-4	H

1 NCAA Districts, Athens, Ohio;
2 Unknown

DETROIT WEST LEAGUE			
Date	W/L	Score	Site
4/7/1896	L	14-12	H

DREXEL			
Date	W/L	Score	Site
3/21/1999	W	15-3	1N
3/25/1999	W	10-4	1N

1 at Homestead, Fla.

DUKE			
Date	W/L	Score	Site
3/25/1958	W	6-3	1N
3/26/1958	W	3-1	1N
1/30/1998	L	8-7	2N

1 Unknown; 2 at Orlando, Fla.

DUQUESNE			
Date	W/L	Score	Site
3/28/1996	W	11-6	H
3/16/1997	W	1-0	H
3/16/1997	W	3-2	H
3/5/2010	W	9-8	A

EAST HIGH			
Date	W/L	Score	Site
4/10/1903	L	5-1	H
4/8/1905	W	7-3	H

EAST CAROLINA			
Date	W/L	Score	Site
5/26/1991	W	6-5	1N
5/29/1993	W	6-2	2N
3/5/1999	W	10-7	3N

1 NCAA Midwest Regional, Wichita, Kan.; 2 NCAA Atlantic Regional, Atlanta, Ga.; 3 at Coral Gables, Fla.

EASTERN CONNECTICUT STATE			
Date	W/L	Score	Site
3/27/1991	W	18-12	1N

1 at Delray Beach, Fla.

EASTERN ILLINOIS			
Date	W/L	Score	Site
3/16/1991	W	9-1	H
3/17/1991	W	3-1	H
3/19/2010	W	7-6	A

EASTERN KENTUCKY			
Date	W/L	Score	Site
3/30/1973	W	2-1	A
3/30/1973	L	5-2	A
3/31/1973	W	5-2	A
3/31/1973	W	9-0	A
3/30/1974	W	3-2	H
4/15/1975	L	5-4	A
4/15/1975	W	12-1	A
3/5/1988	W	5-3	A
3/5/1988	L	6-5	A
3/6/1988	W	7-4	A
3/6/1988	L	12-4	A

EASTERN MICHIGAN			
Date	W/L	Score	Site
4/15/92	W	13-10	H
3/14/97	W	4-1	H
4/12/2000	W	9-1	H
5/2/2001	L	10-7	H
3/15/2003	W	4-2	H
3/15/2003	W	15-7	H
3/31/2004	L	2-1	H
4/27/2005	W	10-3	H
4/27/2005	W	3-2	H
5/3/2006	W	5-2	H
4/30/2008	W	15-12	H
5/12/2009	L	9-5	H

ECKERD			
Date	W/L	Score	Site
3/18/1973	W	7-2	A
3/17/1979	L	5-3	A

FAIRFIELD			
Date	W/L	Score	Site
3/11/2000	W	13-6	1N

1 at Rock Hill, S.C.

FARLEIGH DICKINSON			
Date	W/L	Score	Site
3/21/1998	W	11-1	1N
3/20/2001	W	14-2	2N
3/21/2001	W	10-2	2N
3/22/2001	W	10-0	2N
3/7/2010	W	15-8	A

1 at Ft. Myers, Fla.; 2 at Bradenton, Fla.

FEDERAL GLASS			
Date	W/L	Score	Site
4/8/1933	W	3-1	H
4/12/1933	W	10-3	H
5/23/1934	L	13-12	H
4/4/1935	W	11-2	H

FLORIDA			
Date	W/L	Score	Site
3/18/1972	L	8-7	A
3/19/1972	L	5-1	A
3/23/1979	L	10-3	A
3/25/1986	L	18-6	A
3/26/1986	L	5-0	A
2/25/1994	W	3-2	A
2/25/2006	L	10-3	A

FLORIDA A&M			
Date	W/L	Score	Site
2/20/2010	W	16-1	A

FLORIDA ATLANTIC			
Date	W/L	Score	Site

3/25/1991	W	6-3	A
3/26/1991	W	7-3	A
3/24/2004	L	6-4	A
3/25/2004	L	7-6	A

FLORIDA INTERNATIONAL			
Date	W/L	Score	Site
3/22/2000	W	2-0	1N
3/26/2002	L	7-6	1N

1 at Homestead, Fla.

FLORIDA SOUTHERN			
Date	W/L	Score	Site
3/16/1979	L	4-0	A
3/16/1979	L	6-5	A
3/21/1986	L	6-0	A
3/21/1987	L	21-5	A
3/22/1987	L	7-1	A
3/23/1993	W	12-9	A
3/22/1994	W	7-6	A

FLORIDA STATE			
Date	W/L	Score	Site
3/19/1960	W	14-7	A
6/7/1965	W	2-1	1N
3/21/1971	W	4-0	A
3/22/1971	W	9-1	A
3/18/1978	L	3-2	A
3/19/1978	L	24-13	A
3/21/1978	L	7-4	A
5/29/1982	L	8-3	2N
1/31/1998	L	6-4	3N
5/31/2009	L	37-6	4N

1 College World Series, Omaha, Neb.;
2 NCAA Central Regional, Austin, Texas; 3 at Orlando, Fla.; 4 NCAA Regional, Tallahassee, Fla.

FORDHAM			
Date	W/L	Score	Site
3/19/1993	L	9-3	1N
3/18/1994	W	16-8	1N
3/19/1994	W	15-3	1N

1 at Lakeland, Fla.

FRESNO STATE			
Date	W/L	Score	Site
3/22/2011	L	3-2	A

FURMAN			
Date	W/L	Score	Site
1927	W	8-4	A
3/8/1991	W	15-0	1N
3/9/1991	L	9-3	1N

1 Tusculoosa, Ala.

GENEVA			
Date	W/L	Score	Site
4/19/1986	W	12-3	H
4/19/1986	W	8-1	H

GEORGETOWN			
Date	W/L	Score	Site
4/14/1922	W	8-1	A
5/29/1931	L	11-10	A
3/2/2007	W	7-5	1N

1 at Clearwater, Fla.

GEORGE MASON			
Date	W/L	Score	Site
2/28/2009	W	11-5	1N

1 at Jacksonville, Fla.

GEORGE WASHINGTON			
Date	W/L	Score	Site
3/28/1936	L	10-7	A
3/26/1937	W	11-6	A
3/27/1937	W	19-0	A
3/28/1941	W	10-1	A

GEORGIA			
Date	W/L	Score	Site
1925	L	7-0	A
1925	L	8-3	A

1926	L	8-2	A
1926	L	8-1	A
1926	W	3-0	H
1926	L	3-1	H
1927	L	7-2	A
1927	L	4-2	A

3/18/1957	W	3-1	1N
3/19/1957	L	7-0	1N
3/19/1960	W	10-3	1N
3/6/1999	W	7-2	2N
3/4/2005	L	4-3	3N
5/29/2009	L	24-8	4N
5/31/2009	W	13-6	4N

1 Unknown; 2 at Coral Gables, Fla.;
3 at Greenville, N.C.; 4 NCAA Regional, Tallahassee, Fla.

GEORGIA TEACHERS			
Date	W/L	Score	Site
3/27/1958	W	8-1	1N
3/28/1958	W	4-3	1N

1 Unknown

GEORGIA TECH			
Date	W/L	Score	Site
1924	W	4-2	A
1924	L	6-3	A
1926	L	9-1	A
1926	L	11-4	A
1927	L		



YEARLY RESULTS BY OPPONENT

5/8/1896	W	9-5	H
6/4/1896	W	11-5	H
5/31/1901	W	10-2	A

HOUSTON

Date	W/L	Score	Site
3/14/1952	L	10-5	A
3/15/1952	L	10-7	A
6/13/1967	L	7-6	1 N
3/3/1989	L	6-4	2 N
3/12/1999	L	2-1	A
3/13/1999	L	6-5	A
3/14/1999	L	19-8	A

1 College World Series, Omaha, Neb.;
2 at Lafayette, La.

ILLINOIS

Date	W/L	Score	Site
5/18/1904	W	6-5	A
6/15/1904	L	5-4	H
4/24/1915	L	6-5	A
4/25/1916	L	3-0	H
5/5/1916	L	3-0	A
4/27/1917	W	7-3	A
5/1/1917	W	1-0	H
4/27/1918	L	4-3	H
5/17/1920	W	6-5	H
5/27/1920	W	4-3	A
4/16/1921	L	3-2	H
5/7/1921	L	7-4	A
4/29/1922	L	4-3	H
5/14/1923	W	1-0	H
5/10/1924	T	6-6	H
5/21/1924	W	8-2	A
5/16/1925	L	5-4	A
5/20/1925	W	8-0	H
5/1/1926	L	7-4	A
5/8/1926	L	9-7	H
5/20/1927	L	1-0	A
5/21/1927	W	5-2	A
5/4/1928	W	9-4	H
5/5/1928	L	11-0	H
4/27/1929	L	6-2	H
5/3/1930	L	5-4	A
5/24/1930	L	12-7	H
5/19/1931	W	10-5	H
4/22/1932	L	8-5	H
5/6/1933	L	14-4	A
4/14/1934	L	7-6	A
4/13/1935	L	5-2	A
4/23/1935	W	12-6	H
4/14/1936	L	2-1	H
4/15/1936	L	5-3	H
4/23/1937	W	5-1	A
4/24/1937	L	3-1	A
4/29/1938	W	2-0	H
4/30/1938	W	2-0	H
4/20/1939	L	8-1	A
4/28/1939	L	13-4	A
4/26/1940	W	4-1	H
4/27/1940	L	17-6	H
5/16/1941	L	8-3	A
5/17/1941	W	3-2	A
5/8/1942	W	2-1	H
5/9/1942	W	8-5	H
4/30/1943	W	6-5	A
5/1/1943	L	13-0	A
4/21/1944	L	6-0	H
4/22/1944	L	7-1	H
5/4/1945	L	3-2	A
5/5/1945	L	8-2	A
4/26/1946	L	8-5	H
4/27/1946	W	8-7	H
4/19/1947	W	6-0	A
4/20/1947	L	9-1	A
5/28/1948	W	6-0	H
5/29/1948	L	6-3	H
5/20/1949	W	7-3	A
5/21/1949	L	12-7	A
5/12/1950	W	4-3	H
5/13/1950	W	12-11	H
5/17/1952	W	6-3	H
5/17/1952	L	7-1	H
5/17/1952	L	7-3	H

5/16/1953	L	2-1	A
5/8/1954	L	4-3	A
5/8/1954	W	7-1	A
5/6/1955	W	4-3	H
5/18/1956	W	16-4	A
5/18/1957	L	4-2	H
5/24/1958	L	10-5	A
5/24/1958	L	5-1	A
5/22/1959	L	3-1	H
4/29/1960	W	9-0	A
4/27/1962	L	8-0	A
5/3/1963	W	4-3	H
5/9/1964	W	11-5	A
5/9/1964	W	3-1	A
5/8/1965	W	7-5	H
5/8/1965	L	2-0	H
5/12/1967	W	3-2	H
5/12/1967	W	6-2	H
5/25/1968	W	3-2	A
5/24/1969	L	4-2	H
5/24/1969	L	4-3	H
4/24/1970	W	4-0	A
4/24/1970	W	5-2	A
4/23/1971	L	8-7	H
4/23/1971	W	3-2	H
4/22/1972	L	2-1	A
4/22/1972	L	7-1	A
4/21/1973	W	8-4	H
4/21/1973	L	9-5	H
4/19/1974	W	5-4	A
4/19/1974	L	6-1	A
4/18/1975	W	2-0	H
4/18/1975	T	10-10	H
5/23/1976	W	3-2	A
5/23/1976	W	6-0	A
5/19/1977	W	1-0	H
5/19/1977	W	5-3	H
5/20/1978	W	1-0	A
5/20/1978	W	2-1	A
5/19/1979	W	8-1	H
5/19/1979	W	11-10	H
5/18/1980	W	6-5	A
5/18/1980	W	13-8	A
5/17/1985	W	3-2	1 N
4/2/1988	L	7-5	A
4/2/1988	L	7-4	A
4/3/1988	L	15-4	A
4/3/1988	W	14-6	A
4/1/1989	L	14-9	H
4/1/1989	W	13-5	H
4/2/1989	L	5-3	H
4/2/1989	W	8-0	H
5/19/1990	L	14-10	2 N
4/5/1992	W	5-4	H
4/5/1992	W	11-5	H
4/6/1992	W	7-3	H
4/6/1992	W	11-2	H
5/14/1992	L	10-5	3 H
4/17/1993	W	5-1	A
4/17/1993	L	3-2	A
4/18/1993	W	14-10	A
4/18/1993	W	9-3	A
4/9/1994	W	9-2	H
4/9/1994	L	15-4	H
4/10/1994	W	6-3	H
4/10/1994	W	6-2	H
4/29/1995	W	4-1	A
4/29/1995	L	3-1	A
4/30/1995	L	7-4	A
4/30/1995	W	3-0	A
4/13/1996	L	3-2	A
4/13/1996	W	15-7	A
4/14/1996	L	8-5	A
4/14/1996	L	4-3	A
4/11/1997	W	3-0	A
4/12/1997	L	2-1	A
4/12/1997	W	3-2	A
4/13/1997	L	11-5	A
4/10/1998	L	2-1	H
4/11/1998	L	2-1	H
4/11/1998	W	3-2	H
4/12/1998	W	8-5	H
5/15/1998	L	9-8	4 A
4/16/1999	W	11-8	A

4/17/1999	W	12-10	A
4/17/1999	W	10-4	A
4/18/1999	W	9-6	A
4/28/2000	L	5-2	A
4/29/2000	W	6-4	A
4/29/2000	W	6-1	A
4/30/2000	L	6-3	A
5/20/2000	L	4-0	5 N
4/6/2001	W	11-6	H
4/7/2001	W	6-5	H
4/7/2001	W	5-2	H
4/8/2001	L	9-6	H
5/19/2001	W	10-0	3 H
3/23/2003	L	4-1	6 N
3/23/2003	L	5-2	6 N
3/24/2003	W	6-3	6 N
4/2/2004	W	5-1	H
4/3/2004	W	14-3	H
4/3/2004	W	5-3	H
4/4/2004	L	12-4	H
4/1/2005	L	7-1	A
4/2/2005	L	4-1	A
4/2/2005	L	5-4	A
4/3/2005	L	6-4	A
4/8/2006	W	4-1	H
4/8/2006	W	5-1	H
4/9/2006	L	8-6	H
4/9/2006	W	9-1	H
4/8/2007	L	8-5	A
4/8/2007	W	10-7	A
5/9/2008	L	9-4	H
5/10/2008	W	9-2	H
5/10/2008	W	14-8	H
5/21/2008	L	3-2	7 N
5/8/2009	L	5-4	A
5/9/2009	W	10-7	A
5/10/2009	W	12-7	A
5/21/2009	W	7-4	3 N
5/7/2010	L	3-6	H
5/8/2010	L	2-5	H
5/9/2010	W	8-4	H
5/6/2011	L	13-9	A
5/7/2011	W	12-7	A
5/8/2011	L	11-5	A
5/28/2011	L	5-4	3 N

1 Big Ten Playoffs, Ann Arbor, Mich.;
2 Big Ten Tournament, Iowa City, Iowa;
3 Big Ten Tournament, Columbus, Ohio;
4 Big Ten Tournament, Champaign, Ill.;
5 Big Ten Tournament, Minneapolis, Minn.;
6 at Bradenton, Fla. (non-conference);
7 Big Ten Tournament, Ann Arbor, Mich.

ILLINOIS-CHICAGO

Date	W/L	Score	Site
3/24/2002	L	3-2	1 N
3/21/2005	W	4-2	2 N
3/21/2006	L	71	2 N

1 at Homestead, Fla.; 2 at Bradenton, Fla.

ILLINOIS STATE

Date	W/L	Score	Site
3/11/2011	L	12-1	1 N

1 at Winter Haven, Fla.

INDEPENDENTS

Date	W/L	Score	Site
4/3/1897	W	22-13	H

INDIANA

Date	W/L	Score	Site
6/2/1897	W	24-2	H
5/2/1902	W	16-8	H
5/16/1902	L	9-6	A
5/17/1902	W	13-4	A
4/28/1904	L	5-3	H
4/27/1905	L	8-5	A
5/10/1913	L	6-5	A
5/24/1913	L	6-5	H
4/18/1914	L	3-1	H
5/8/1914	L	2-0	A
4/17/1915	W	4-3	H

5/22/1915	L	3-0	A
5/18/1916	W	8-5	A
5/12/1917	L	7-2	A
5/18/1917	W	7-2	H
5/17/1918	W	2-0	A
5/24/1918	W	7-3	H
5/17/1919	L	2-1	A
5/23/1919	W	2-0	H
5/15/1920	W	7-6	A
4/29/1921	W	2-1	H
4/30/1921	W	6-3	H
5/13/1921	W	19-10	A
5/14/1921	W	4-2	A
1923	W	8-0	H
4/19/1924	W	12-5	H
5/12/1924	W	14-2	A
1925	W	6-5	A
1926	W	16-0	H
1926	W	10-6	A
1927	W	3-2	A
1927	W	6-4	A
4/12/1928	L	7-5	H
4/20/1928	L	10-6	A
4/4/1929	L	4-2	H
4/19/1929	L	7-4	A
5/9/1930	W	11-9	A
5/17/1930	L	9-5	H
4/24/1931	L	4-2	A
5/16/1931	W	4-1	H
4/30/1932	W	8-3	H
5/6/1932	L	5-4	A
5/7/1932	L	7-4	A
4/29/1933	L	11-3	H
4/29/1933	L	10-5	H
4/20/1934	L	5-4	A
4/21/1934	W	6-4	A
5/30/1934	W	5-4	H
5/30/1934	L	11-8	H
4/26/1935	W	11-2	A
4/27/1935	W	8-2	A
5/30/1935	W	6-2	H
5/30/1935	W	13-0	H
4/24/1936	L	9-4	A
4/25/1936	L	5-4	A
4/29/1937	L	13-2	H
5/29/1937	W	4-3	H
4/22/1938	W	5-4	H
4/23/1938	L	7-5	H
5/19/1939	L	11-2	A
5/20/1939	L	13-2	A
5/9/1941	L	9-2	A
5/10/1941	W	6-3	A
1942	W	5-4	H
1942	W	6-1	H
6/2/1944	W	6-1	A
6/3/1944	W	8-7	A
6/1/1945	L	4-6	H
5/24/1946	L	3-1	H
5/25/1946	L	5-1	H
5/23/1947	W	5-1	A
5/24/1947	W	6-2	A
5/7/1948	W	7-1	H
5/8/1948	L	7-6	H
4/29/1949	L	16-14	A
4/30/1949	L	10-9	A
5/5/1950	L	5-4	A
5/6/1950	W	9-5	A
5/12/1951	W	6-5	H
5/12/1951	W	5-2	H
5/2/1952	W	6-1	H
5/2/1953	W	12-8	A
5/3/1953	W	10-4	A
4/23/1954	W	8-0	H
4/24/1954	W	2-0	H
4/24/1954	W	5-0	H
4/22/1955	L		



YEARLY RESULTS BY OPPONENT

3/20/1999 W 9-1 2 N
1 at Jacksonville, Fla.; 2 at Home-
stead, Fla.

LOCKBOURNE

Date	W/L	Score	Site
4/18/1944	W	4-3	
4/30/1944	L	8-6	
5/19/1944	W	6-1	
4/10/1945	L	12-10	A
5/21/1945	W	3-2	H

LONDON

Date	W/L	Score	Site
4/21/1922	L	5-4	H

LONG BEACH STATE

Date	W/L	Score	Site
3/21/1992	L	5-2	A
3/23/1992	W	3-2	A
3/1/1996	W	2-1	A
3/2/1996	L	10-8	A
3/2/1996	L	6-2	A
3/3/1996	W	8-1	A

LOS ANGELES STATE

Date	W/L	Score	Site
3/17/1967	W	4-3	A
3/18/1967	L	9-3	A

LOUISIANA-LAFAYETTE

Date	W/L	Score	Site
3/3/1989	L	8-1	A
2/25/2001	W	10-3	A
3/7/2003	W	7-3	A
6/1/2007	L	5-4	1 N

1 NCAA Regional, College Station,
Tex.

LOUISIANA STATE

Date	W/L	Score	Site
3/23/1976	L	8-6	A
3/23/1976	W	4-3	A
5/22/1992	W	5-0	1 A

1 NCAA South I Regional, Baton
Rouge, La.

LOUISIANA TECH

Date	W/L	Score	Site
2/29/1992	L	6-5	1 N
2/24/1996	W	10-3	1 N
2/28/1998	L	9-7	1 N
3/1/2008	W	7-4	2 N

1 at Lake Charles, La.;
2 at College Station, Tex.

LOUISVILLE

Date	W/L	Score	Site
2/27/1988	L	4-2	A
2/27/1988	W	16-2	A
2/28/1988	W	14-1	A
3/15/1992	W	12-1	1 N
4/16/2008	L	13-12	H
5/5/2009	L	21-5	A
5/6/2009	L	12-7	A
5/4/2010	L	6-0	H
5/5/2010	L	10-8	H
2/19/2011	L	2-0	2 N

1 at Louisville, Ky.; 2 at St. Peters-
burg, Fla.

MADONNA

Date	W/L	Score	Site
4/7/1993	W	11-10	H

MAINE

Date	W/L	Score	Site
3/8/2008	L	8-7	1 N
3/7/2009	L	10-7	2 N

1 at West Palm Beach, Fla.; 2 at
Winter Haven, Fla.

MALONE

Date	W/L	Score	Site
------	-----	-------	------

4/25/1985 W 11-1 H
4/13/2005 W 15-4 H

MANHATTAN

Date	W/L	Score	Site
3/28/1991	W	15-4	1 N

1 Delray Beach, Fla.

MARIETTA

Date	W/L	Score	Site
6/4/1893	W	7-3	H
5/19/1894	W	14-12	A
5/29/1914	W	10-6	A

MARIST

Date	W/L	Score	Site
5/30/2009	W	6-4	1 N

1 NCAA Regional, Tallahassee, Fla.

MARSHALL

Date	W/L	Score	Site
4/7/1917	W	5-3	A
4/18/1917	W	8-0	H
5/21/1920	W	1-0	A
5/22/1920	W	14-0	A
4/28/1928	W	3-2	H
4/19/1990	W	9-8	H
3/2/1991	W	9-5	A
3/2/1991	W	4-3	A
4/8/1992	W	22-5	H
4/12/1995	W	9-6	H
4/17/1996	W	17-3	H
3/26/1997	W	15-5	H
3/26/1997	W	20-2	H
3/10/2000	W	10-7	1 N
5/7/2008	W	8-1	H
4/1/2009	L	14-3	H
3/13/2010	L	1-17	A
4/28/2019	W	7-4	H

1 at Rock Hill, S.C.

MARYLAND

Date	W/L	Score	Site
3/26/1936	L	5-2	A
3/29/1938	L	10-1	A
3/27/1939	W	4-3	A
3/29/1941	W	7-1	A
3/20/1979	W	4-2	1 N
3/23/1979	T	2-2	1 N

1 Unknown

MARYLAND-BALTIMORE CO.

Date	W/L	Score	Site
3/14/2009	W	16-9	1 N

1 at West Palm Beach, Fla.

MARYSVILLE

Date	W/L	Score	Site
1925	L	5-3	A
1925	W	3-0	A

MASSACHUSETTS

Date	W/L	Score	Site
3/20/1994	W	15-14	1 N
3/23/1994	W	8-6	1 N
3/21/1995	L	9-7	1 N
3/19/2006	W	14-0	2 N

1 at Lakeland, Fla.; 2 at Bradenton,
Fla.

MCNEESE STATE

Date	W/L	Score	Site
2/28/1992	L	7-4	A
3/23/1996	L	14-13	A
2/27/1998	W	12-3	A
3/8/2003	L	5-3	1 N
3/12/2004	W	8-1	2 N

1 at Lafayette, La.; 2 at Mobile, Ala.

MEJII (JAPAN)

Date	W/L	Score	Site
1929	L	2-1	H

MEMPHIS

Date	W/L	Score	Site
3/25/1977	L	5-1	A
3/25/1977	L	12-1	A
3/26/1977	L	8-3	A
3/26/1977	L	5-1	A
2/27/2000	W	11-4	1 N
2/23/2008	W	1-0	A

1 at Millington, Tenn.

MERCER COLLEGE

Date	W/L	Score	Site
3/22/1978	W	1-0	A
3/23/1978	L	9-4	A

MIAMI (FLA.)

Date	W/L	Score	Site
3/19/1962	L	4-1	A
3/20/1962	W	12-8	A
3/21/1962	L	7-3	A
3/16/1963	W	4-3	A
3/23/1964	W	10-7	A
3/24/1964	W	8-4	A
3/25/1964	W	3-1	A
3/28/1964	W	4-2	A
3/19/1966	W	10-3	A
3/19/1966	L	7-6	A
3/26/1966	W	5-0	A
1968	W	3-1	A
1968	W	3-1	A
3/25/1970	W	12-5	A
3/23/1971	L	7-6	A
3/25/1971	L	12-2	A
3/20/1972	L	13-3	A
3/23/1972	W	7-4	A
3/19/1973	L	6-5	A
3/24/1973	L	10-4	A
3/19/1974	L	16-1	A
3/22/1974	L	5-0	A
3/6/1999	L	23-3	A
3/24/2009	W	7-1	A

MIAMI (OHIO)

Date	W/L	Score	Site
4/29/1920	W	16-1	H
1925	W	5-4	H
1927	W	5-0	H
4/9/1928	L	9-2	H
4/8/1929	L	7-4	H
4/12/1930	W	4-2	H
5/10/1939	W	8-1	H
4/29/1941	W	9-4	A
1942	L	6-4	H
5/29/1943	W	3-2	H
5/2/1944	W	4-0	A
5/22/1946	L	4-3	A
5/20/1947	W	2-0	H
5/11/1948	L	5-4	A
4/19/1949	W	11-4	A
5/3/1949	W	9-0	H
4/25/1950	L	11-3	A
5/9/1950	W	5-2	H
4/24/1951	L	4-3	A
5/30/1951	L	4-3	H
4/9/1952	W	13-4	A
4/15/1952	W	12-3	H
4/21/1953	L	5-3	A
5/12/1953	W	5-3	H
4/10/1954	L	6-2	A
4/15/1954	W	12-0	H
4/16/1957	W	2-1	A
3/22/1959	W	4-0	1 N
3/20/1961	T	2-2	1 N
3/22/1961	W	6-4	1 N
4/11/1961	W	3-2	A
4/10/1962	W	6-1	H
4/14/1964	W	16-1	A
4/10/1979	L	6-0	A
4/10/1979	L	5-0	A
4/8/1980	L	7-3	H
4/19/1989	W	16-0	H
4/29/1998	W	14-0	H
5/8/2002	W	11-2	H
5/17/2005	W	3-2	H
4/5/2006	W	9-2	H

4/6/2011 L 12-4 H
1 Unknown

MICHIGAN

Date	W/L	Score	Site
4/17/1895	T	4-4	H
4/14/1896	L	20-8	H
5/7/1896	L	16-7	A
4/19/1897	W	12-11	H
5/5/1899	L	7-2	1 N
5/5/1906	L	6-2	A
5/30/1907	L	13-3	H
5/20/1911	W	3-1	H
4/15/1912	L	8-2	H
4/20/1912	L	7-2	A
6/6/1913	L	4-3	H
5/22/1918	L	3-2	H
6/4/1919	L	5-0	A
5/1/1920	L	3-1	H
5/19/1920	L	3-0	A
5/16/1921	L	5-0	H
5/27/1921	L	4-3	A
5/14/1922	W	4-2	H
6/3/1922	L	9-1	A
1923	L	3-2	H
1923	L	5-2	H
4/26/1924	L	6-5	A
5/17/1924	W	4-3	H
1925	L	4-2	A
1925	L	6-5	H
1926	W	9-3	H
1926	L	5-4	A
1927	L	7-3	A
1927	L	15-4	A
5/22/1928	L	13-8	H
6/2/1928	W	6-1	A
6/1/1929	L	15-11	A
4/23/1930	T	3-3	A
5/26/1931	L	7-3	H
5/14/1932	W	6-4	A
5/14/1932	L	5-7	A
5/28/1932	W	3-2	H
5/29/1932	L	8-4	H
5/12/1933	L	4-2	A
5/13/1933	L	4-1	A
5/30/1933	L	10-8	H
5/31/1933	L	4-2	H
4/27/1934	L	17-2	H
4/28/1934	W	16-2	H
5/11/1934	L	13-1	A
5/12/1934	W	7-4	A
4/18/1935	W	3-2	H
4/19/1935	L	8-0	H
5/10/1935	L	6-4	A
5/11/1935	W	4-3	A
4/20/1936	L	12-9	H
5/8/1936	L	4-2	A
5/9/1936	L	4-2	A
5/9/1936	L	14-2	A
4/19/1937	L	2-0	H
5/1/1937	L	4-3	A
5/13/1938	L	6-0	A
4/21/1939	W	3-1	H
4/22/1939	L	4-2	H
5/10/1940	L	4-1	A
5/11/1940	L	5-1	A
5/2/1941	L	13-5	H
5/3/1941	L	15-8	H
1942	W	3-2	H
1942	L	7-1	H
5/14/1943	W	9-6	H
5/12/1944	L	2-1	H
5/13/1944	L	5-0	H
6/1/1946	L	6-1	H
6/1/1946	L	6-5	H
5/29/1947	L	8-4	H
5/30/1947	W	2-1	H
4/30/1948	L	3-0	A
5/1/1948	L	3-2	A
5/13/1949	L	8-6	H
5/14/1949	L	10-5	H
5/26/1950			



YEARLY RESULTS BY OPPONENT

5/18/1989	L	7-1	2A	5/3/2008	L	6-1	A	4/14/1967	W	10-9	H	5/10/1992	W	7-5	H	3/15/1974	W	3-2	1N
5/20/1989	L	6-0	2A	5/3/2008	W	3-2	A	4/14/1967	W	3-2	H	5/15/1992	L	10-7	2H	2/25/2005	W	8-4	2N
5/13/1990	W	15-4	A	5/4/2008	L	15-1	A	1968	L	9-4	1N	4/10/1993	L	5-4	A	1 Unknown; 2 at Dothan, Ala.			
5/13/1990	W	7-1	A	5/2/2009	W	6-0	H	1968	L	6-2	1N	4/10/1993	W	4-3	A				
5/14/1990	W	10-2	A	5/2/2009	W	9-6	H	1968	L	9-7	1N	4/11/1993	W	6-1	A				
5/14/1990	L	5-4	A	5/3/2009	L	9-2	H	5/4/1968	L	4-0	A	4/11/1993	W	4-3	A				
3/30/1991	L	9-6	H	4/30/2010	L	1-4	A	5/4/1968	L	8-2	A	4/16/1994	W	13-4	H				
3/30/1991	W	5-4	H	5/1/2010	W	3-2	A	5/3/1969	W	2-1	H	4/16/1994	W	14-5	H				
3/31/1991	W	11-0	H	5/2/2010	L	5-6	A	5/3/1969	W	7-6	H	4/17/1994	W	6-4	H				
3/31/1991	L	12-5	H	4/29/2011	W	7-2	H	3/23/1970	T	3-3	1N	4/17/1994	W	11-0	H				
5/2/1992	L	4-0	A	4/30/2011	W	7-6	H	3/28/1970	W	8-0	1N	5/19/1994	W	12-5	3N				
5/2/1992	W	8-1	A	4/30/2011	W	4-3	H	5/30/1970	L	2-1	A	4/8/1995	W	4-3	A				
5/3/1992	W	3-1	A	1 Unknown; 2 Big Ten Tournament, Ann Arbor, Mich.; 3 Big Ten Tournament, Battle Creek, Mich.; 4 Big Ten Tournament, Columbus, Ohio; 5 Big Ten Tournament, Minneapolis, Minn.; 6 Big Ten Tournament, Champaign, Ill.				5/30/1970	L	5-3	A	4/8/1995	W	6-0	A				
5/3/1992	W	9-2	A					3/24/1971	L	5-2	1N	4/9/1995	L	4-0	A				
5/1/1993	L	2-1	H					3/26/1971	L	11-1	1N	4/9/1995	L	8-7	A				
5/1/1993	W	3-2	H					3/22/1972	L	14-4	1N	3/30/1996	W	5-2	H				
5/2/1993	W	13-10	H					3/25/1972	L	13-5	1N	3/30/1996	W	1-0	H				
5/2/1993	L	6-3	H					5/13/1972	L	10-5	A	3/31/1996	W	5-4	H				
5/1/1994	W	5-0	A					5/13/1972	L	6-5	A	3/31/1996	W	16-0	H				
5/1/1994	W	5-4	A					3/20/1973	W	23-12	1N	3/28/1997	L	7-1	A				
5/2/1994	W	8-2	A					3/25/1973	L	11-2	1N	3/29/1997	W	6-1	A				
5/2/1994	W	8-5	A					3/26/1973	L	1-0	1N	3/29/1997	W	7-1	A				
5/21/1994	L	4-3	3N					5/12/1973	W	10-2	H	3/30/1997	W	4-0	A				
5/22/1994	W	9-7	3N					5/12/1973	W	8-2	H	5/9/1998	L	4-3	H				
5/13/1995	W	7-1	H					3/18/1974	L	5-3	1N	5/10/1998	W	3-0	H				
5/13/1995	W	18-8	H					3/20/1974	L	7-4	1N	5/10/1998	W	5-4	H				
5/14/1995	W	15-12	H					5/10/1974	L	10-7	A	5/11/1998	W	11-3	H				
5/14/1995	W	18-7	H					5/10/1974	W	2-1	A	5/7/1999	W	34-4	A				
5/4/1996	W	6-2	H					5/9/1975	L	1-0	H	5/8/1999	W	11-1	A				
5/5/1996	W	15-2	H					5/18/1934	W	6-4	A	5/8/1999	L	10-5	A				
5/6/1996	W	3-2	H					5/19/1934	L	14-3	A	5/9/1999	W	11-4	A				
5/6/1996	W	3-2	H					5/17/1935	W	8-7	A	5/9/1999	W	11-4	A				
5/9/1997	L	6-2	A					5/18/1935	W	5-2	A	5/12/2000	L	8-3	H				
5/10/1997	W	6-3	A					5/22/1936	L	6-5	A	5/12/2000	W	2-1	H				
5/10/1997	L	4-3	A					5/23/1936	W	9-6	A	5/13/2000	L	6-5	H				
5/11/1997	W	12-0	A					5/14/1937	W	9-0	H	5/14/2000	W	7-3	H				
5/16/1997	W	9-2	2A					5/15/1937	L	12-2	H	4/13/2001	L	14-3	A				
5/17/1997	W	8-5	2A					6/3/1938	L	2-0	A	4/14/2001	W	4-0	A				
4/3/1998	W	5-4	H					6/4/1938	W	7-2	A	4/15/2001	W	13-3	A				
4/4/1998	W	2-1	H					6/8/1940	W	4-3	A	5/10/2002	L	12-5	4N				
4/4/1998	W	3-2	H					6/8/1940	W	7-3	A	5/11/2002	W	6-4	4N				
4/5/1998	L	12-8	H					4/12/1941	W	5-4	H	5/9/2003	W	3-2	H				
4/9/1999	W	7-4	A					4/12/1941	L	5-3	H	5/10/2003	W	2-1	H				
4/10/1999	W	13-6	A					4/17/1942	W	5-3	A	5/10/2003	W	6-5	H				
4/10/1999	L	7-4	A					4/18/1942	W	3-2	A	5/11/2003	W	11-8	H				
4/11/1999	W	13-10	A					4/23/1943	W	3-0	A	4/16/2004	L	10-7	A				
5/20/1999	L	8-6	4H					4/24/1943	L	10-6	A	4/17/2004	W	8-7	A				
4/14/2000	L	8-2	A					5/11/1945	W	2-1	H	4/17/2004	W	19-2	A				
4/15/2000	L	2-1	A					5/12/1945	L	3-0	H	4/18/2004	W	12-10	A				
4/15/2000	L	3-2	A					5/30/1946	L	4-3	A	5/28/2004	W	8-3	5N				
4/16/2000	W	14-4	A					5/30/1946	L	7-3	A	4/15/2005	L	2-0	H				
5/11/2001	L	7-5	H					6/6/1947	W	2-1	A	4/16/2005	L	12-3	H				
5/12/2001	W	2-0	H					4/9/1948	W	12-11	H	4/16/2005	L	8-1	H				
5/12/2001	W	10-7	H					4/10/1948	W	4-3	H	4/16/2005	L	8-7	H				
5/13/2001	W	9-2	H					5/6/1949	L	5-4	A	5/11/2005	W	16-2	A				
5/16/2001	W	8-4	4H					5/7/1949	L	14-0	A	5/5/2006	W	12-3	A				
5/3/2002	W	11-6	A					4/28/1950	W	4-1	H	5/6/2006	W	6-4	A				
5/4/2002	L	5-4	A					4/29/1950	L	6-3	H	5/7/2006	L	5-2	A				
5/4/2002	L	1-0	A					6/1/1951	W	8-0	A	5/4/2007	W	8-4	H				
5/5/2002	W	9-5	A					6/2/1951	W	9-8	A	5/5/2007	L	5-1	H				
5/2/2003	W	2-1	H					4/25/1952	W	4-1	A	5/5/2007	L	6-4	H				
5/3/2003	L	5-4	H					4/25/1953	W	4-1	H	5/6/2007	L	7-5	H				
5/3/2003	L	3-1	H					4/25/1953	W	2-1	H	4/11/2008	W	4-3	A				
5/4/2003	L	9-4	H					5/22/1954	L	6-4	A	4/13/2008	W	5-4	A				
5/22/2003	W	4-2	5N					5/22/1954	L	6-5	A	4/13/2008	L	1-0	A				
4/23/2004	L	6-1	H					5/20/1955	W	5-1	H	4/10/2009	W	6-1	H				
4/24/2004	W	2-1	H					4/28/1956	W	8-7	A	4/11/2009	W	5-3	H				
4/24/2004	L	8-4	H					4/27/1957	W	6-2	H	4/12/2009	W	6-1	H				
4/25/2004	L	13-2	H					4/27/1957	W	2-1	H	4/16/2010	W	10-1	A				
5/27/2004	L	10-4	5N					5/3/1958	L	14-0	A	4/17/2010	W	4-3	A				
5/29/2004	W	14-2	5N					5/3/1958	L	7-1	A	4/18/2010	L	7-14	A				
4/22/2005	L	11-3	A					5/1/1959	L	5-3	H	4/15/2011	L	5-4	H				
5/25/2005	W	7-3	6N					5/13/1960	L	4-2	A	4/16/2011	W	9-8	H				
4/14/2006	L	14-3	A					5/6/1961	W	7-6	H	4/17/2011	W	10-5	H				
4/15/2006	L	7-1	A					5/6/1961	L	9-3	H	1-Unknown; 2 Big Ten Tournament, Columbus, Ohio; 3 Big Ten Tournament, Battle Creek, Mich.; 4 at Oldsmobile Park, Lansing, Mich.; 5 Big Ten Tournament, Minneapolis, Minn.							
4/15/2006	L	2-1	A					5/11/1962	W	6-3	A								
4/16/2006	L	5-4	A					5/17/1963	W	5-2	H								
5/27/2006	L	3-2	2A					5/23/1964	W	8-7	A								
4/13/2007	L	10-4	A					5/23/1964	L	3-1	A								
4/14/2007	L	12-4	A					5/22/1965	W	13-10	H								
4/15/2007	L	6-3	A					5/22/1965	W	2-0	H								
4/15/2007	L	13-3	A					3/21/1966	L	3-0	1N								
5/24/2007	W	4-2	2A					3/22/1966	W	7-3	1N								
5/2/2008	L	4-1	A					4/22/1966	W	2-0	A								
MICHIGAN AGS																			
Date W/L Score Site																			
5/5/1911 L 6-1 A																			
4/19/1912 W 11-8 A																			
5/21/1914 L 5-2 H																			
MICHIGAN STATE																			
Date W/L Score Site																			
5/1/1928 W 12-5 H																			
5/31/1929 W 5-2 A																			
5/18/1934 W 6-4 A																			
5/19/1934 L 14-3 A																			
5/17/1935 W 8-7 A																			
5/18/1935 W 5-2 A																			
5/22/1936 L 6-5 A																			
5/23/1936 W 9-6 A																			
5/14/1937 W 9-0 H																			
5/15/1937 L 12-2 H																			
6/3/1938 L 2-0 A																			
6/4/1938 W 7-2 A																			
6/8/1940 W 4-3 A																			
6/8/1940 W 7-3 A																			
4/12/1941 W 5-4 H																			
4/12/1941 L 5-3 H																			
4/17/1942 W 5-3 A																			
4/18/1942 W 3-2 A																			
4/23/1943 W 3-0 A																			



YEARLY RESULTS BY OPPONENT

4/19/1991	L	15-6	A
4/20/1991	L	7-6	A
4/20/1991	L	12-5	A
4/21/1991	W	6-0	A
5/17/1991	W	15-5	5H
5/18/1991	W	3-2	5H
3/27/1992	L	9-6	H
3/28/1992	W	15-7	H
3/28/1992	W	5-4	H
3/29/1992	W	12-6	H
5/7/1993	W	3-2	A
5/8/1993	W	6-1	A
5/9/1993	L	4-3	A
5/9/1993	L	4-3	A
5/21/1993	L	11-2	6N
5/22/1993	W	7-6	6N
3/6/1994	L	14-2	A
5/20/1994	W	6-5	6N
5/21/1995	W	19-13	5H
5/21/1995	W	11-6	5H
4/19/1996	L	7-5	A
4/20/1996	W	4-1	A
4/20/1996	W	10-6	A
4/21/1996	L	2-0	A
4/18/1997	W	11-10	H
4/19/1997	W	7-6	H
4/19/1997	L	3-2	H
4/20/1997	L	13-3	H
5/14/1998	L	10-3	7N
2/28/1999	L	16-12	8N
5/21/1999	L	10-1	5H
4/7/2000	W	6-3	A
4/8/2000	W	7-3	A
4/8/2000	L	13-5	A
4/9/2000	L	7-1	A
4/27/2001	W	7-2	H
4/28/2001	W	4-3	H
4/28/2001	W	5-3	H
4/29/2001	W	5-1	H
5/20/2001	L	6-5	5H
5/18/2002	W	13-3	H
5/18/2002	L	4-0	H
5/19/2002	W	9-2	H
5/19/2002	L	8-5	H
5/25/2002	W	6-3	9A
5/16/2003	L	9-2	A
5/17/2003	L	5-2	A
5/17/2003	W	5-1	A
5/18/2003	L	5-4	A
5/24/2003	L	5-4	9A
5/25/2003	W	10-8	9A
5/25/2003	W	17-10	9A
5/21/2004	L	13-1	A
5/22/2004	W	10-6	A
5/22/2004	L	7-2	A
5/29/2004	W	3-2	9A
5/30/2004	L	7-3	9A
5/20/2005	L	9-3	H
5/21/2005	W	2-1	H
5/21/2005	W	3-2	H
5/22/2005	W	6-5	H
5/27/2005	W	15-6	7N
5/28/2005	L	4-3	7N
5/29/2005	W	14-6	7N
5/12/2006	W	10-2	H
5/13/2006	L	2-1	H
5/13/2006	L	12-3	H
5/26/2006	L	7-3	2N
5/11/2007	L	6-4	A
5/12/2007	W	8-1	A
5/12/2007	W	13-1	A
5/13/2007	L	5-3	A
5/25/2007	W	10-9	2N
5/27/2007	W	4-2	2N
4/4/2008	W	11-6	H
4/5/2008	L	6-0	H
4/5/2008	W	4-1	H
4/6/2008	W	8-7	H
4/3/2009	L	7-5	A
4/4/2009	W	3-2	A
4/5/2009	L	16-3	A
5/23/2009	L	9-6	5N
5/20/2010	L	2-16	H
5/21/2010	L	3-4	H

5/22/2010	W	9-6	H
5/19/2011	L	3-2	A
5/19/2011	W	5-1	A
5/21/2011	W	3-0	A
5/25/2011	W	5-3	5N
5/27/2011	L	9-4	5N
1 Big Ten Playoffs, Champaign, Ill.;			
2 Big Ten Tournament, Ann Arbor, Mich.;			
3 at San Jose, Calif. (non-conference);			
4 Big Ten Tournament, Iowa City, Iowa;			
5 Big Ten Tournament, Columbus, Ohio;			
6 Big Ten Tournament, Battle Creek, Mich.;			
7 Big Ten Tournament, Champaign, Ill.;			
8 at Montgomery, Ala. (non-conference);			
9 Big Ten Tournament, Minneapolis, Minn.			
MISSISSIPPI			
Date	W/L	Score	Site
3/23/1977	W	6-4	A
3/23/1977	L	6-5	A
3/24/1977	L	12-7	A
MISSISSIPPI STATE			
Date	W/L	Score	Site
3/26/1967	L	11-4	1N
3/21/1977	L	7-5	A
3/22/1977	L	13-0	A
5/22/1997	L	8-5	2A
5/29/1999	W	6-3	3H
5/30/1999	W	10-7	3H
2/23/2002	W	9-2	A
2/24/2002	T	6-6	A
1-Unknown; 2 NCAA Midwest Regional, Starkville, Miss.			
3 NCAA Regional, Columbus, Ohio			
MISSOURI			
Date	W/L	Score	Site
4/2/1965	W	10-6	A
2/26/2006	W	4-2	1N
1 at Gainesville, Fla.			
MISSOURI SOUTHERN			
Date	W/L	Score	Site
3/18/1989	W	9-4	1N
1 at Edinburg, Texas			
MISSOURI STATE			
Date	W/L	Score	Site
3/2/2003	L	18-3	1N
6/7/2003	L	13-8	2H
6/8/2003	L	13-7	2H
1 at Beaumont, Texas			
2 NCAA Super Regional, Columbus, Ohio			
MOREHEAD STATE			
Date	W/L	Score	Site
4/25/1996	W	15-13	H
4/8/2009	W	12-0	H
MUSKINGHAM			
Date	W/L	Score	Site
4/15/1905	W	5-1	H
5/4/1907	W	8-4	H
6/11/1914	L	13-1	A
MUSKINGUM			
Date	W/L	Score	Site
6/6/1933	W	11-8	A
NAVY			
Date	W/L	Score	Site
5/31/1930	W	9-7	A
5/30/1931	W	10-7	A
2/25/2000	L	4-3	1N
1 at Millington, Tenn.			
NEBRASKA			
Date	W/L	Score	Site
2/21/1991	W	5-2	1N
2/23/2001	L	10-5	2N

1 at Phoenix, Ariz.			
2 at Lafayette, La.			
NEWBERRY			
Date	W/L	Score	Site
3/23/1980	W	5-3	A
NEW MEXICO			
Date	W/L	Score	Site
3/9/2002	W	10-5	A
3/10/2002	L	22-2	A
NEW ORLEANS			
Date	W/L	Score	Site
3/26/1976	L	4-2	A
3/26/1976	L	4-3	A
NEW YORK			
Date	W/L	Score	Site
3/24/1959	W	7-4	1N
3/25/1959	W	10-4	1N
3/27/1959	W	4-2	1N
3/23/1966	W	15-2	1N
3/24/1966	W	11-2	1N
1 Unknown			
NORTH HIGH			
Date	W/L	Score	Site
4/4/1902	W	22-5	H
1904	W	14-0	H
NORTH CAROLINA			
Date	W/L	Score	Site
3/22/1954	W	8-7	1N
3/25/1955	L	4-3	1N
3/21/1957	W	6-2	1N
3/22/1957	W	10-6	1N
3/18/1972	L	6-3	1N
3/5/2005	W	2-1	2N
1 Unknown; 2 at Greenville, N.C.			
NORTH CAROLINA STATE			
Date	W/L	Score	Site
2/1/1998	W	10-4	1N
1 at Orlando, Fla.			
NORTH FLORIDA			
Date	W/L	Score	Site
3/17/1996	W	16-5	A
3/3/2001	L	14-10	A
3/1/2002	W	3-0	A
3/5/2004	L	8-0	A
3/11/2005	W	16-10	A
3/9/2007	W	3-2	A
5/15/2007	W	8-7	H
5/16/2007	W	9-3	H
2/27/2009	W	11-6	A
2/28/2009	W	10-8	A
2/19/2010	W	4-2	A
5/4/2011	L	7-2	H
5/4/2011	W	3-2	H
NORTHEASTERN			
Date	W/L	Score	Site
2/22/1997	W	12-4	1N
3/7/2009	W	11-8	2N
1 at Phoenix, Ariz.;			
2 at Winter Haven, Fla.			
NORTHEASTERN ILLINOIS			
Date	W/L	Score	Site
3/19/1995	W	10-1	1N
1 at Lakeland, Fla.			
NORTHERN ARIZONA			
Date	W/L	Score	Site
3/17/1969	L	11-7	A
NORTH DAKOTA STATE			
Date	W/L	Score	Site
3/15/2009	W	13-4	1N
1 at West Palm Beach, Fla.			
NORTHERN IOWA			

Date	W/L	Score	Site
3/15/1992	W	16-1	1N
2/23/1997	L	18-16	2N
3/18/2005	W	11-3	3N
3/11/2006	W	9-6	4N
3/17/2008	L	12-8	3N
1 at Louisville, Ky.;			
2 at Phoenix, Ariz.;			
3 at Bradenton, Fla.;			
4 at Clearwater, Fla.			
NORTHWESTERN			
Date	W/L	Score	Site
5/8/1913	L	5-3	A
4/23/1921	W	5-4	H
4/24/1922	L	9-7	H
5/27/1922	W	17-3	A
1923	W	7-1	H
5/2/1931	L	9-7	A
5/23/1931	W	4-1	H
4/16/1937	W	13-6	H
4/17/1937	W	8-4	H
5/6/1938	W	7-5	A
5/7/1938	L	11-3	A
5/5/1939	L	3-2	H
5/6/1939	L	3-1	H
5/24/1940	W	3-2	A
5/25/1940	L	6-5	A
5/18/1945	W	4-2	A
5/19/1945	L	7-1	A
5/10/1946	W	2-1	H
4/25/1947	L	5-2	A
4/26/1947	L	8-4	A
4/23/1948	W	14-2	H
4/24/1948	W	17-3	H
5/18/1951	L	3-1	A
3/21/1951	W	10-3	A
5/9/1953	W	8-2	H
5/9/1953	W	11-0	H
4/30/1954	L	2-1	H
4/30/1955	L	2-1	A
4/30/1955	W	3-1	A
5/12/1956	W	3-0	H
5/12/1956	L	4-3	H
5/16/1958	W	6-0	H
5/16/1959	L	14-9	A
5/16/1959	L	4-3	A
5/28/1960	W	4-2	H
5/28/1960	W	9-4	H
5/19/1961	W	8-4	A
4/21/1962	W	27-12	H
4/21/1962	L	6-5	H
4/27/1963	W	5-1	A
4/27/1963	W	6-2	A
5/1/1964	W	15-2	H
4/30/1965	W	10-2	A
1966	W	15-1	H
1966	W	9-3	H
5/6/1967	W	5-0	A
5/6/1967	W	1-0	A
5/17/1968	W	6-3	H
5/17/1968	W	2-1	H
5/16/1969	W	6-2	A
5/16/1969	W	13-2	A
5/23/1970	W	4-2	H
5/23/1970	L	5-0	H
5/22/1971	L	5-2	A
5/22/1971	L	3-2	A
4/28/1972	L	12-1	H
4/28/1972	W	5-0	H
4/13/1973	W	4-3	A
4/13/1973	W	4-1	A
4/13/1974	L	6-1	H
4/13/1974	W	21-1	H
4/13/1975	L	4-3	A
4/13/1975	W	10-4	A
4/24/1976	W	7-1	H
4/24/1976	W	13-2	H
4/24/1978	L	1-0	H
4/24/1978	W	13-4	H
4/22/1979	W	8-0	A
4/22/1979	L	1-0	A
4/26/1980	L	8-4	H
4/26/1980	L	4-1	H
4/30/1988	W	3-0	A

4/30/1988	W	3-2	A
5/1/1988	L	1-0	A
5/1/1988	L	2-1	A
4/29/1989	W	3-2	H
4/29/1989	L	12-2	H
4/30/1989	L	4-3	H
4/30/1989	L	2-0	H
3/24/1991	W	8-3	1N
5/16/1991	W	10-9	2H
5/8/1994	W	8-5	A
5/8/1994	W	12-5	A
5/9/1994	W	6-2	A
5/9/1994	W	13-0	A
5/6/1995	W	8-7	H
5/6/1995	W	3-1	H
5/7/1995	W	4-3	H
5/7/1995	W	5-4	H
5/20/1995	W	16-15	2H
3/27/1998	L	15-9	A
3/28/1998	W	12-1	A
3/28/1998	W	5-2	A
3/29/1998	L	6-4	A
4/2/1999	W	10-4	H
4/3/1999	W	3-0	H
4/3/1999	W	11-6	H
4/4/1999	W	9-4	



YEARLY RESULTS BY OPPONENT

4/20/1938	W	6-1	H	1942	W	8-3	H	4/5/1975	L	11-5	A	10/3/1891	W	6-2	A	5/1/1996	W	13-3	H
5/17/1940	L	4-0	H	4/29/1944	W	8-4		4/5/1975	L	3-2	A	1892	W	2-1	H	3/31/1998	L	10-7	H
5/18/1940	L	7-4	H	4/29/1944	W	2-1		4/2/1976	W	7-2	H	4/25/1896	L	7-5	A	3/31/1999	W	9-1	H
5/23/1941	W	22-9	A	5/15/1945	W	3-0	A	4/2/1976	W	11-8	H	5/16/1896	W	19-0	H	4/26/2000	W	14-5	H
5/24/1941	W	8-5	A	2/27/2010	W	10-2	A	4/3/1976	W	2-1	H	6/16/1896	W	FF	A	OKLAHOMA			
5/25/1945	L	3-1	H	OGLETHORPE				4/3/1976	W	9-8	H	6/17/1896	W	10-7	A	Date	W/L	Score	Site
5/26/1945	L	10-8	H	Date	W/L	Score	Site	4/2/1977	L	4-3	A	6/18/1896	W	12-7	A	6/13/1951	L	9-8	1 N
4/20/1946	L	9-3	A	1925	L	14-13	A	4/3/1977	W	5-4	H	5/15/1897	W	15-2	H	5/28/1982	L	5-2	2 N
4/20/1946	L	10-4	A	1925	W	7-5	A	4/1/1978	W	11-10	A	5/20/1898	W	5-1	H	3/1/2003	L	5-1	3 N
5/16/1947	L	7-5	H	1926	T	5-5	A	4/1/1978	L	16-0	A	6/1/1898	L	13-9	A	1 College World Series, Omaha, Neb.;			
5/14/1948	W	6-3	A	1926	L	11-1	A	4/1/1979	L	17-2	H	5/4/1900	W	11-9	A	2 NCAA Central Regional, Austin, Texas; 3 at Beaumont, Texas			
5/15/1948	L	6-0	A	OHIO				4/1/1979	L	8-0	H	6/11/1900	W	6-5	A				
4/14/1949	L	4-1	H	Date	W/L	Score	Site	4/5/1980	W	8-5	A	4/19/1902	W	8-2	A				
5/19/1950	W	2-0	A	4/20/1895	W	17-16	A	4/5/1980	W	12-1	A	5/27/1903	W	15-9	A				
5/20/1950	W	12-8	A	5/26/1900	W	16-6	H	4/8/1981	W	15-10	A	6/3/1903	W	5-3	H	OKLAHOMA STATE			
4/14/1951	L	1-0	H	6/8/1901	W	17-3	H	4/8/1981	W	18-6	A	5/7/1904	L	9-7	H	Date	W/L	Score	Site
4/18/1952	W	8-5	A	5/3/1902	W	10-0	A	4/21/1981	L	8-5	H	5/25/1904	W	9-7	A	6/13/1966	W	4-2	1 N
4/19/1952	L	3-1	A	4/18/1903	W	17-2	H	4/3/1982	W	9-6	A	5/24/1909	L	5-1	H	6/18/1966	W	8-2	1 N
4/19/1952	L	4-1	A	1904	W	6-0	A	4/3/1982	W	9-2	A	5/27/1909	W	11-6	A	2/26/1994	W	5-4	2 N
4/10/1953	L	6-4	H	5/12/1906	W	13-4	H	4/3/1982	W	9-2	A	5/13/1911	W	3-2	H	5/10/2011	L	16-3	H
4/11/1953	W	8-0	H	5/30/1913	W	7-1	A	4/1/1983	L	8-7	H	5/25/1912	W	8-5	H	5/11/2011	W	3-2	H
5/28/1954	W	11-1	A	5/30/1913	W	9-0	A	4/2/1983	L	6-2	A	5/25/1912	L	3-0	H	1 College World Series, Omaha, Neb.;			
5/29/1954	L	3-1	A	5/30/1914	W	14-3	A	3/31/1984	W	8-1	H	5/16/1913	T	4-4	H	2 at Gainesville, Fla.			
4/15/1955	L	4-3	H	5/30/1916	W	7-0	A	3/31/1984	W	2-1	H	1913	W	8-0	H				
4/16/1955	W	3-2	H	5/30/1916	W	7-0	A	4/1/1984	W	8-6	H	5/1/1914	W	7-4	H	ORAL ROBERTS			
4/16/1955	W	6-5	H	5/30/1919	W	4-3	A	4/1/1984	W	16-3	H	6/8/1914	W	9-3	A	Date	W/L	Score	Site
3/19/1976	W	3-0	1 N	5/31/1920	W	2-0	A	4/3/1985	W	15-2	A	6/14/1915	L	7-4	A	3/5/1998	W	10-5	1 N
3/20/1976	L	4-2	1 N	5/30/1921	W	9-1	A	4/3/1985	W	5-2	A	5/11/1916	W	14-7	A	1 at Las Vegas, Nev.			
2/23/1991	W	6-1	2 N	5/30/1922	W	15-2	A	4/10/1985	W	7-5	H	5/25/1916	W	6-4	H				
2/24/1991	W	12-11	2 N	1923	W	15-5	H	4/10/1985	W	10-5	H	4/20/1917	W	7-2	H	OREGON STATE			
2/25/2000	W	5-4	3 N	4/6/1929	W	7-1	H	4/2/1986	L	3-2	H	4/20/1918	W	9-3	H	Date	W/L	Score	Site
5/31/2002	L	8-6	4 A	4/7/1934	L	5-2	A	4/2/1986	L	4-1	H	5/14/1918	W	4-2	A	3/20/1990	L	11-10	1 N
6/2/2002	L	9-6	4 A	5/22/1934	W	12-11	H	3/23/1987	L	10-1	2 N	5/19/1919	W	5-1	A	3/18/2000	L	13-0	2 N
2/20/2009	W	2-0	5 N	4/6/1935	W	13-2	A	3/25/1987	W	6-5	2 N	5/28/1919	W	3-1	H	3/19/2000	W	8-3	2 N
1 Unknown; 2 at Phoenix, Ariz.;				5/1/1935	W	4-1	A	4/1/1987	W	7-2	A	6/14/1920	W	13-0	H	6/3/2005	L	4-3	3 A
2 at Millington, Tenn.; 4 NCAA				4/4/1936	W	7-0	A	5/5/1987	L	3-1	H	4/11/1921	W	6-1	H	1 at San Jose, Calif.; 2 at College			
Regional, South Bend, Ind.; 5 at				5/12/1936	L	16-13	H	5/5/1987	W	2-1	H	5/20/1921	W	12-5	A	Station, Texas; 3 NCAA Regional,			
Dunedin, Fla.				4/7/1937	W	5-1	H	3/30/1988	W	10-3	A	4/28/1922	W	12-7	A	Corvallis, Ore.			
				5/8/1937	L	7-5	A	3/30/1988	L	3-2	A	1923	W	5-4	H	OSAKA (JAPAN)			
OAKLAND				5/10/1938	W	10-0	H	4/5/1988	L	3-2	H	1923	W	12-4	H	Date	W/L	Score	Site
Date	W/L	Score	Site	4/11/1939	W	10-6	H	4/5/1988	W	11-8	H	5/3/1924	W	13-3	H	1925	W	11-10	H
5/5/1999	W	11-9	H	5/16/1939	W	5-1	H	4/26/1989	W	7-1	H	6/11/1924	W	18-5	H				
4/5/2000	W	12-2	H	5/7/1940	L	15-3	H	5/2/1990	L	5-3	A	1925	W	4-3	H	OTTERBEIN			
4/11/2001	W	8-2	H	5/22/1940	L	4-2	A	5/9/1990	L	5-2	H	1925	W	12-2	A	Date	W/L	Score	Site
4/10/2002	L	10-5	H	5/6/1941	L	7-3	H	5/1/1991	W	4-3	H	1926	W	8-3	H	5/28/1892	W	18-3	H
4/9/2003	W	2-1	H	4/21/1942	L	5-2	A	5/8/1991	W	11-3	H	1926	W	11-3	H	5/17/1894	W	19-5	A
4/9/2003	W	2-0	H	4/26/1943	W	5-4	H	4/22/1992	W	16-2	H	1927	T	8-8	H	4/24/1897	W	14-5	H
4/7/2004	W	14-4	H	5/5/1943	L	12-1	H	4/21/1993	W	3-1	A	1927	W	5-3	H	4/30/1898	W	15-6	H
4/6/2005	L	6-5	H	4/15/1944	W	15-2	H	5/4/1994	W	7-2	H	5/26/1928	W	15-6	A	4/22/1899	W	13-3	H
4/19/2006	W	8-2	H	4/26/1944	W	5-2	H	1 NCAA Districts, Athens, Ohio				5/15/1929	W	6-3	A	4/19/1905	W	21-9	H
				5/8/1945	W	6-5	H	2 Unknown				5/24/1929	W	10-2	H	4/18/1906	W	8-4	H
OBERLIN				4/13/1946	L	2-0	A	OHIO DOMINICAN				4/10/1930	W	6-5	H	4/17/1909	L	13-6	H
Date	W/L	Score	Site	5/21/1946	W	6-0	H	Date	W/L	Score	Site	5/13/1930	W	18-5	A	4/17/1909	L	13-6	H
5/20/1893	W	9-4	H	4/8/1947	W	6-3	H	4/12/1982	W	18-5	H	4/11/1931	W	6-5	A	5/27/1911	W	3-0	H
4/28/1894	L	9-1	A	4/22/1947	L	2-1	H	3/30/1983	W	17-5	H	4/14/1931	W	8-3	H	5/18/1912	W	9-5	A
5/4/1895	W	13-3	A	4/13/1948	W	5-4	H	4/2/1984	W	16-5	A	4/20/1932	W	5-3	A	6/9/1914	W	9-3	A
5/9/1896	L	7-6	A	5/31/1948	W	11-4	A	4/30/1985	W	7-4	H	4/15/1933	L	11-6	H	6/11/1915	W	5-2	H
5/30/1896	W	8-3	H	5/17/1949	W	5-3	A	4/10/1986	W	16-8	A	6/3/1933	W	20-5	A	4/21/1917	W	10-1	H
5/21/1897	L	17-8	H	5/31/1949	L	15-6	H	OHIO MEDICAL				4/17/1934	L	8-5	H	4/14/1932	W	8-0	H
5/19/1900	W	10-1	H	5/30/1950	L	8-2	H	Date	W/L	Score	Site	6/2/1934	L	14-11	A	4/22/1933	W	21-3	A
6/2/1900	W	7-0	H	5/1/1951	W	7-6	A	4/15/1904	W	11-5	H	4/15/1938	W	7-4	H	5/24/1933	W	9-3	H
5/18/1901	W	8-2	H	5/15/1951	W	6-0	H	OHIO NORTHERN				6/11/1938	W	7-0	A	4/14/1981	W	14-9	H
5/10/1902	L	7-5	A	5/27/1952	W	9-3	H	Date	W/L	Score	Site	5/23/1939	W	8-3	H	4/30/1981	W	5-1	H
5/8/1903	L	9-3	A	5/19/1953	L	7-0	A	Date	W/L	Score	Site	4/23/1940	W	19-1	A	4/2/1982	W	10-8	H
5/30/1903	W	3-2	H	4/28/1955	W	7-6	H	4/30/1916	W	7-3	A	5/22/1945	W	6-2	H	4/8/1982	L	3-2	H
5/4/1904	W	7-1	A	5/4/1955	W	5-3	A	5/29/1917	W	17-1	A	5/29/1945	W	9-1	H	4/22/1982	W	18-5	A
5/6/1905	L	4-2	H	4/23/1957	W	4-3	H	5/8/1946	W	5-2	H	5/8/1946	W	5-2	H	4/5/1983	W	9-3	H
5/29/1905	L	1-0	A	4/16/1962	L	18-0	A	4/6/1948	W	6-0	A	4/6/1948	W	6-0	A	4/19/1983	L	6-4	A
5/29/1906	L	4-2	H	4/2/1963	W	15-3	H	5/25/1948	L	6-4	H	4/28/1983	W	24-9	H	4/28/1983	W	24-9	H
1906	W	5-4	H	5/28/1965	W	4-2	1 A	4/12/1949	L	7-6	A	4/26/1949	W	6-2	H	5/8/1984	W	13-3	H
5/11/1907	W	4-2	A	3/20/1968	W	3-2	H	4/26/1949	W	6-2	H	4/8/1950	W	15-3	H	PAGE			
5/25/1907	W	4-3	H	4/16/1969	W	2-0	A	4/18/1986	W	6-0	A	5/16/1950	W	4-1	A	Date	W/L	Score	Site
4/28/1911	W	8-1	H	4/14/1970	W	4-3	H	OHIO PENITENTIARY				3/31/1967	W	18-0	H	3/20/1993	W	17-10	1 N
5/4/1911	L	4-1	A	4/13/1971	L	7-3	A	Date	W/L	Score	Site	4/26/1984	W	14-6	H	1 at Lakeland, Fla.			
5/3/1913	W	6-1	H	4/11/1972	W	5-0	H	3/31/1917	W	10-2	H	5/9/1985	W	9-8	A	PATTERSON FIELD			
6/7/1913	L	19-4	A	4/11/1972	L	6-4	H	5/8/1986	W	1									



YEARLY RESULTS BY OPPONENT

4/19/1958	W	9-4	H
4/17/1959	W	6-3	A
4/18/1959	L	8-2	A
4/18/1959	L	6-2	A
3/24/1970	W	1-0	1 N
4/19/1992	W	5-1	H
4/19/1992	L	9-7	H
4/20/1992	W	10-1	H
4/20/1992	W	8-0	H
5/15/1993	W	2-0	A
5/15/1993	W	6-3	A
5/16/1993	W	6-0	A
5/16/1993	W	8-7	A
4/1/1994	W	12-3	H
4/2/1994	W	6-3	H
4/2/1994	W	17-5	H
3/25/1995	W	7-5	A
3/25/1995	L	15-13	A
3/26/1995	W	8-3	A
3/26/1995	L	3-1	A
5/12/1996	L	8-4	A
5/12/1996	L	8-4	A
5/13/1996	W	9-5	A
5/13/1996	L	8-7	A
5/2/1997	W	12-3	H
5/3/1997	W	6-0	H
5/4/1997	W	16-6	H
5/4/1997	L	11-8	H
4/24/1998	W	8-2	A
4/25/1998	W	15-11	A
4/25/1998	L	4-2	A
4/23/1999	W	4-0	H
4/24/1999	W	10-9	H
4/24/1999	W	1-0	H
4/25/1999	W	10-8	H
5/6/2000	W	8-5	A
5/7/2000	W	9-3	A
5/7/2000	L	4-1	A
5/8/2000	W	9-8	A
5/17/2000	L	8-7	2 N
4/20/2001	L	8-3	H
4/21/2001	L	9-4	H
4/21/2001	W	16-6	H
4/22/2001	W	6-4	H
5/17/2001	L	4-3	3 H
4/5/2002	L	4-2	H
4/6/2002	W	7-6	H
4/6/2002	W	10-0	H
4/7/2002	W	11-0	H
4/4/2003	W	4-3	A
4/5/2003	L	2-1	A
4/5/2003	W	7-5	A
4/6/2003	L	10-2	A
5/24/2003	W	13-3	2 N
5/8/2004	W	3-1	H
5/9/2004	L	1-0	H
5/9/2004	L	6-3	H
5/10/2004	W	9-4	H
5/7/2005	W	11-2	A
5/8/2005	W	13-10	A
5/8/2005	W	29-2	A
5/9/2005	W	11-6	A
5/19/2006	W	4-3	H
5/20/2006	L	3-2	H
5/20/2006	W	3-0	H
5/21/2006	W	12-2	H
5/18/2007	L	3-2	A
5/19/2007	L	4-2	A
5/19/2007	L	3-2	A
5/20/2007	W	3-2	A
5/23/2007	W	10-3	4 N
3/28/2008	W	15-0	H
3/29/2008	L	3-1	H
3/29/2008	L	5-2	H
3/30/2008	W	2-0	H
3/27/2009	W	8-3	A
3/28/2009	W	12-2	A
3/29/2009	L	15-11	A
4/23/2010	W	3-1	H
4/24/2010	L	10-18	H
4/25/2010	L	6-14	H
4/23/2011	W	5-1	A
4/23/2011	L	5-2	A
4/24/2011	L	10-9	A

1 Unknown; 2 Big Ten Tournament, Minneapolis, Minn.; 3 Big Ten Tournament, Columbus, Ohio; 4 Big Ten Tournament, Ann Arbor, Mich.

PENNSYLVANIA
Date W/L Score Site
5/30/1930 L 9-4 A

PITTSBURGH
Date W/L Score Site
1942 W 12-0 H
1942 W 17-0 H
4/3/1952 W 7-5 H
4/1/1955 W 16-7 H
4/2/1955 W 11-3 H
4/2/1955 W 8-1 H
4/20/1957 W 5-1 H
4/20/1957 W 7-6 H
4/15/1960 W 5-3 A
4/16/1960 W 1-0 A
4/16/1960 W 3-2 A
4/13/1968 W 7-1 A
4/13/1968 W 5-0 A
5/7/1998 W 5-3 H
5/5/1999 W 7-1 H
5/17/2006 L 7-3 H
3/26/2008 W 9-1 H
3/13/2009 W 20-3 1 N
1 at West Palm Beach, Fla.

PRINCETON
Date W/L Score Site
1927 W 13-6 H
3/26/1975 W 7-0 1 N
3/29/1975 W 9-4 1 N
3/22/1986 L 11-8 1 N
1 Unknown

PROSPECT
Date W/L Score Site
6/19/1896 W 21-0 H

PROVIDENCE
Date W/L Score Site
5/23/1992 W 7-6 1 N
1 NCAA South I Regional, Baton Rouge, La.

PURDUE
Date W/L Score Site
5/9/1913 L 4-3 A
4/25/1914 W 9-2 H
5/7/1914 L 10-5 A
5/7/1915 W 4-2 H
5/21/1915 L 5-1 A
5/13/1916 W 3-1 H
5/17/1916 W 10-1 A
5/11/1917 W 9-0 A
5/18/1918 W 4-2 A
5/3/1919 W 7-0 H
5/8/1920 W 10-2 H
5/14/1920 W 9-3 A
4/22/1922 W 9-4 H
5/5/1922 L 7-3 A
1923 W 15-2 H
1923 W 8-4 H
5/6/1924 W 8-4 A
1925 W 13-9 A
1925 W 15-4 H
1926 L 10-8 H
1926 T 4-4 A
1927 W 11-1 H
1927 L 4-2 H
5/25/1928 W 6-2 H
4/20/1929 L 9-4 A
5/11/1929 W 3-1 H
4/19/1930 W 4-3 H
5/5/1930 W 10-2 A
5/14/1931 W 5-4 H
5/24/1937 W 13-1 A
5/20/1938 L 3-1 H
5/21/1938 W 2-0 H

5/12/1939 L 9-3 H
5/13/1939 W 6-5 H
5/4/1940 L 4-2 A
5/5/1940 W 3-1 A
4/18/1941 W 3-2 H
4/19/1941 W 4-2 H
1942 L 6-5 A
1942 W 4-2 A
6/11/1943 W 4-3 H
6/12/1943 W 4-1 H
5/26/1944 W 5-4 H
5/27/1944 L 5-1 H
4/27/1945 W 9-5 H
4/28/1945 W 9-8 H
5/3/1946 L 10-3 H
5/4/1946 L 11-10 H
5/2/1947 W 12-0 H
5/3/1947 W 4-3 H
4/16/1948 W 7-0 A
4/17/1948 W 8-4 A
6/3/1949 W 13-1 H
6/4/1949 W 16-5 H
6/2/1950 W 4-2 A
5/4/1951 W 12-6 H
5/5/1951 W 14-4 H
5/3/1952 L 8-1 H
5/3/1952 W 7-5 H
5/1/1953 W 6-2 A
5/7/1954 W 7-3 A
5/7/1955 W 14-9 H
5/19/1956 L 5-1 A
5/19/1956 L 9-5 A
5/17/1957 L 2-1 H
5/23/1958 W 7-1 A
5/23/1959 L 2-0 H
5/23/1959 W 8-2 H
4/21/1961 W 4-2 H
4/28/1962 W 8-0 A
4/28/1962 W 5-2 A
5/4/1963 W 18-10 H
5/4/1963 W 4-1 H
5/8/1964 L 6-3 A
5/7/1965 W 6-5 H
5/13/1967 W 3-0 H
5/13/1967 W 7-1 H
5/23/1969 W 6-2 H
5/23/1969 W 6-0 H
4/25/1970 W 6-3 A
4/25/1970 W 6-1 A
4/24/1971 W 12-7 H
4/24/1971 W 6-5 H
4/20/1973 L 7-5 H
4/20/1973 W 6-3 H
4/20/1974 W 7-0 A
4/20/1974 L 6-3 A
4/19/1975 W 7-5 H
4/19/1975 L 23-17 H
5/22/1976 W 5-1 A
5/22/1976 W 5-3 A
5/18/1977 W 8-0 H
5/18/1977 W 9-7 H
5/21/1978 W 11-3 A
5/21/1978 W 8-1 A
5/20/1979 W 7-4 H
5/20/1979 L 5-4 H
4/25/1981 L 8-3 A
4/25/1981 W 5-1 A
4/26/1981 L 3-1 A
4/26/1981 L 12-5 A
4/24/1982 W 4-3 H
4/24/1982 W 16-1 H
4/25/1982 W 7-6 H
4/25/1982 W 8-2 H
4/23/1983 L 2-1 A
4/23/1983 L 10-6 A
4/24/1983 W 15-6 A
4/24/1983 L 9-5 A
4/20/1984 W 7-4 H
4/20/1984 L 7-4 H
4/21/1984 L 3-0 H
4/21/1984 W 4-3 H
4/20/1985 W 6-3 A
4/20/1985 W 3-2 A
4/21/1985 W 3-2 A

4/21/1985 L 4-3 A
5/2/1986 L 7-5 H
5/2/1986 W 9-1 H
5/3/1986 L 10-4 H
5/3/1986 L 5-4 H
5/1/1987 L 4-1 A
5/1/1987 L 2-1 A
5/2/1987 L 7-6 A
5/2/1987 L 6-5 A
4/9/1988 W 10-3 H
4/9/1988 W 8-7 H
4/10/1988 W 4-0 H
4/10/1988 W 10-3 H
4/9/1989 W 2-0 A
4/9/1989 L 5-4 A
4/10/1989 L 3-2 A
4/10/1989 W 4-3 A
4/7/1990 L 7-6 A
4/7/1990 W 9-7 A
4/8/1990 W 1-0 A
4/8/1990 L 6-0 A
4/6/1991 W 22-5 H
4/6/1991 W 14-1 H
4/7/1991 W 12-2 H
4/7/1991 W 9-8 H
5/14/1994 W 8-7 H
5/14/1994 W 10-7 H
5/15/1994 W 9-0 H
5/15/1994 W 8-3 H
4/15/1995 W 1-0 A
4/15/1995 L 5-3 A
4/16/1995 W 6-3 A
4/16/1995 L 10-1 A
5/19/1995 L 3-2 1 H
5/21/1995 W 8-3 1 H
5/15/1997 W 4-2 2 N
4/17/1998 W 7-3 A
4/18/1998 W 7-1 A
4/18/1998 W 8-3 A
4/19/1998 W 12-5 A
4/30/1999 W 7-5 H
5/1/1999 W 1-0 H
5/1/1999 W 3-0 H
5/2/1999 W 3-2 H
5/19/2000 W 9-8 3 N
4/26/2002 L 7-5 H
4/27/2002 L 10-7 H
4/28/2002 W 8-0 H
4/28/2002 W 3-1 H
4/26/2003 W 6-0 A
4/26/2003 W 4-0 A
4/27/2003 W 6-3 A
4/27/2003 W 10-6 A
4/9/2004 W 3-2 A
4/10/2004 L 5-4 A
4/10/2004 W 9-5 A
4/11/2004 L 5-4 A
5/28/2004 W 6-4 3 N
4/8/2005 L 7-1 H
4/9/2005 W 6-4 H
4/9/2005 W 5-1 H
4/10/2005 W 4-2 H
5/26/2005 W 6-5 4 N
4/28/2006 W 10-5 H
4/29/2006 W 4-0 H
4/29/2006 W 4-1 H
4/30/2006 L 7-6 H
5/24/2006 W 2-1 2 N
4/27/2007 W 6-2 A
4/28/2007 L 16-0 A
4/28/2007 W 3-2 A
4/29/2007 W 6-3 A
4/18/2008 L 7-4 H
4/19/2008 L 8-0 H
4/20/2008 W 8-4 H
4/20/2008 L 7-5 H
4/17/2009 W 1-0 A
4/18/2009 W 7-4 A
4/19/2009 W 11-10 A
1 Big Ten Tournament, Columbus, Ohio; 2 Big Ten Tournament, Ann Arbor, Mich.; 3 Big Ten Tournament, Minneapolis, Minn.; 4 Big Ten Tournament, Champaign, Ill.

QUANTICO MARINES
Date W/L Score Site
4/26/1948 W 12-2 H

RANDOLPH MACON
Date W/L Score Site
3/24/1937 L 7-6 A
3/25/1938 W 8-6 A
3/26/1938 L 20-5 A
3/24/1939 L 6-4 A
3/25/1939 L 17-11 A
3/18/1940 L 5-4 A
3/19/1940 W 8-3 A
3/25/1941 W 4-2 A
3/26/1941 W 6-2 A

RESERVE
Date W/L Score Site
5/17/1905 L 9-4 H
5/27/1905 L 9-8 A

RHODE ISLAND
Date W/L Score Site
3/6/2009 L 8-6 1 N
1 at Winter Haven, Fla.

RICE
Date W/L Score Site
3/21/1951 W 14-6 A
3/22/1951 L 3-2 A

RICHMOND
Date W/L Score Site
3/25/1937 L 6-1 A
3/23/1938 W 9-2 A
3/24/1938 W 8-2 A
3/22/1939 L 3-1 A
3/23/1939 L 4-2 A
3/20/1940 L 11-2 A
3/21/1940 L 2-0 A
3/26/1941 W 5-1 A
3/27/1941 L 8-7 A
2/28/2004 W 7-6 1 N
2/21/2010 W 20-9 A
1 at Myrtle Beach, S.C.

RIDER
Date W/L Score Site
5/24/1991 W 7-4 1 N
2/24/1995 W 13-12 2 N
2/26/1995 L 4-2 2 N
3/19/1999 W 9-1 3 N
3/20/2004 W 8-3 4 N
3/12/2005 W 15-9 5 N
1 NCAA Midwest Regional, Wichita, Kan.; 2 at Mobile, Ala.; 3 at Homestead, Fla.; 4 at Boca Raton, Fla.; 5 at Jacksonville, Fla.

ROLLINS
Date W/L Score Site
3/22/1954 L 5-1 A
3/24/1954 W 2-1 A
3/27/1954 L 6-4 A
3/21/1955 W 11-9 A
3/19/1956 W 12-9 A
3/20/1956 L 13-7 A
3/19/1957 W 4-0 A
3/23/1957 W 3-0 A
3/26/1958 W 9-2 A
3/28/1958 W 1-0 A
3/29/1958 W 7-4 A
3/23/1959 W 6-1 A
3/25/1959 W 5-0 A
3/28/1959 L 4-2 A
3/21/1960 T 4-4 A
3/22/1960 L 8-1 A
3/25/1960 T 2-2 A
3/23/1961 W 2-1 A
3/24/1961 L 10-7 A
3/22/1962 L 8-3 A
3/23/1962 L 4-1 A
3/24/1962 L 10-9 A



YEARLY RESULTS BY OPPONENT

3/24/1962	W	6-1	A
3/20/1963	T	2-2	A
3/21/1963	L	4-1	A
3/22/1963	W	4-0	A
3/23/1963	L	1-0	A
3/20/1964	W	11-0	A
3/21/1964	L	4-0	A
3/21/1964	W	1-0	A
3/25/1975	L	8-0	A
3/28/1975	L	12-2	A
3/21/1979	L	10-5	A
3/24/1979	L	5-2	A
3/22/1986	W	11-2	A
3/23/1986	W	4-3	A
3/20/1987	W	11-9	A
3/23/2009	L	4-1	A
3/24/2010	L	1-3	A

RUTGERS

Date	W/L	Score	Site
1968	W	4-3	1 N
3/27/1970	W	8-2	1 N
3/22/1971	L	5-4	1 N
3/27/1971	L	7-6	1 N
3/21/2004	W	6-4	2 N

1 Unknown; 2 at Boca Raton, Fla.

SAMFORD

Date	W/L	Score	Site
3/6/1992	W	14-7	A

ST. FRANCIS

Date	W/L	Score	Site
3/20/1989	W	6-2	1 N
3/24/1989	W	8-5	1 N

1 at Edinburg, Texas

ST. JOHN'S

Date	W/L	Score	Site
6/15/1966	W	8-7	1 N
3/5/2000	W	8-3	2 N
6/5/2005	L	7-1	3 N
2/20/2011	W	8-7	4 N

1 College World Series, Omaha, Neb.;
2 at Jacksonville, Fla.;
3 NCAA Regional, Corvallis, Ore.;
4 at St. Petersburg, Fla.

ST. LEO

Date	W/L	Score	Site
3/17/1979	L	12-3	A

ST. LOUIS

Date	W/L	Score	Site
3/19/2008	L	4-0	1 N
3/6/2010	W	15-9	A
3/6/2010	L	9-10	A

1 at Bradenton, Fla.

ST. MARY'S

Date	W/L	Score	Site
4/8/1966	W	4-1	H
4/9/1966	W	3-1	H
4/9/1966	W	5-1	H
2/21/1997	W	5-3	1 N

1 at Phoenix, Ariz.

ST. XAVIER

Date	W/L	Score	Site
3/24/1986	L	7-1	1 N
3/27/1986	L	9-4	1 N
3/24/1987	W	8-1	1 N

1 Unknown

SAN JOSE STATE

Date	W/L	Score	Site
3/23/1990	L	9-3	A

SETON HALL

Date	W/L	Score	Site
3/21/1974	W	8-4	1 N
3/23/1974	L	7-6	1 N
3/19/1979	L	15-10	1 N

3/22/1979	L	10-1	1 N
3/17/1995	W	8-5	2 N
2/25/2007	L	6-5	3 N
2/24/2008	W	6-5	4 N

1 Unknown; 2 at Lakeland, Fla.;
3 Tampa, Fla.; 4 at Memphis, Tenn.

SHAWNEE STATE

Date	W/L	Score	Site
3/29/2000	W	9-3	H
4/23/2003	W	9-0	H

SIU EDWARDSVILLE

Date	W/L	Score	Site
3/14/2009	W	13-10	1 N

1 at West Palm Beach, Fla.

SOUTH ALABAMA

Date	W/L	Score	Site
3/21/1976	W	9-2	A
3/21/1976	W	10-2	A
3/21/1993	L	13-5	1 N
6/1/2002	W	6-4	2 N
3/13/2004	L	7-3	A

1 at Lakeland, Fla.;
2 NCAA Regional, South Bend, Ind.

SOUTH CAROLINA

Date	W/L	Score	Site
3/24/1960	W	9-2	1 N
3/29/1980	L	1-0	A
3/29/1980	L	9-3	A
3/27/1981	L	9-1	A
3/28/1981	W	12-6	A
3/26/1982	L	19-1	A
3/27/1982	L	8-6	A
3/25/1983	L	7-6	A
3/25/1983	L	7-6	A
3/26/1983	W	3-2	A
3/22/1984	W	8-4	A
3/23/1984	L	8-1	A
3/24/1984	L	4-3	A
3/28/1985	L	17-4	A
3/29/1985	W	14-7	A
3/30/1985	L	6-3	A
3/19/1988	W	16-8	A
3/20/1988	L	9-3	A
3/20/1988	L	8-7	A

1-Unknown

SOUTH DAKOTA STATE

Date	W/L	Score	Site
3/21/1989	W	6-4	1 N
3/23/1989	W	14-10	1 N
3/25/1989	W	9-8	1 N

1 at Edinburg, Texas

SOUTH FLORIDA

Date	W/L	Score	Site
2/7/1992	L	5-3	1 N
3/26/1993	L	3-2	A
3/27/1993	W	12-3	A
3/18/1994	W	2-0	A
3/7/1997	W	8-6	A
3/8/1997	L	13-7	A
3/9/1997	L	7-6	A
2/26/2010	W	4-2	A

1 at Orlando, Fla.

SOUTHERN CALIFORNIA

Date	W/L	Score	Site
6/14/1966	W	6-2	1 N
6/16/1966	L	5-1	1 N
6/17/1966	W	1-0	1 N
3/4/1989	L	8-3	2 N
3/5/1989	L	11-4	2 N
2/7/1992	W	5-3	3 N
2/9/1992	W	8-6	3 N

1 College World Series, Omaha, Neb.;
2 at Lafayette, La.; 3 at Orlando, Fla.

SOUTHERN ILLINOIS

Date	W/L	Score	Site
------	-----	-------	------

4/13/1965	W	9-0	H
4/21/1967	W	3-0	H
4/21/1967	L	3-2	H
4/22/1967	L	7-5	H
4/22/1967	W	12-0	H
5/26/1967	W	5-4	1 A
4/20/1968	L	8-1	A
4/20/1968	L	12-4	A
4/21/1968	L	3-1	A
4/21/1968	W	7-0	A
3/21/1972	W	4-1	2 A
3/24/1972	L	6-3	2 A
5/5/1972	L	6-4	A
5/5/1972	W	9-6	A
5/6/1972	L	11-10	A
5/6/1972	L	8-5	A

1 NCAA Districts, Carbondale, Ill.;
2 Unknown

SOUTHERN METHODIST

Date	W/L	Score	Site
3/17/1947	W	10-0	A
3/20/1947	W	15-2	A
3/20/1947	L	5-1	A
3/23/1950	L	8-7	A
3/24/1950	L	7-6	A
3/25/1950	W	3-2	A

SOUTHERN MISS

Date	W/L	Score	Site
3/10/1989	L	7-3	A
3/11/1989	W	11-9	A
3/11/1989	L	13-12	A
3/12/1989	W	8-4	A
4/3/1991	W	6-5	H
4/4/1991	L	12-4	H
3/5/1993	W	6-5	A
3/6/1993	L	7-4	A
3/7/1993	W	19-5	A
3/3/1995	L	6-2	A
3/4/1995	L	6-0	A
3/5/1995	L	8-7	A

SPRINGFIELD

Date	W/L	Score	Site
4/26/1933	L	14-1	A
5/2/1934	L	4-3	A

STARLING MEDICAL

Date	W/L	Score	Site
10/26/1889	W	9-1	H

STATE HOSPITAL

Date	W/L	Score	Site
1904	W	7-5	H
1904	W	9-4	H

STETSON

Date	W/L	Score	Site
3/20/1954	W	6-5	A
3/17/1956	W	5-1	A
3/17/1956	L	10-8	A
3/16/1957	W	13-3	A
3/16/1957	W	7-0	A
3/17/1973	W	2-0	A
3/17/1973	L	2-1	A
3/19/1979	L	17-1	A
3/23/1987	L	16-3	A
3/25/1987	L	10-6	A
3/3/2001	W	13-5	1 N

1 at Jacksonville, Fla.

TAMPA

Date	W/L	Score	Site
3/18/1963	L	8-2	A
3/18/1963	W	10-3	A

TENNESSEE

Date	W/L	Score	Site
3/24/1975	W	9-5	1 N
3/27/1975	L	7-2	1 N
3/24/1981	L	7-0	1 N

3/3/1990	L	13-9	A
3/3/1990	W	9-8	A
3/4/1990	L	8-5	A
3/4/1990	W	1-0	A
3/10/1995	L	10-3	A
3/11/1995	L	5-4	A
3/12/1995	W	7-6	A
3/14/2010	W	2-0	A

1 Unknown

TENNESSEE TECH

Date	W/L	Score	Site
5/23/1997	L	5-3	1 N

1-NCAA Mideast Regional, Starkville, Miss.

TEXAS

Date	W/L	Score	Site
3/25/1948	L	8-6	A
3/26/1948	L	10-4	A
3/27/1948	L	12-11	A
3/21/1949	L	11-5	A
3/22/1949	L	7-4	A
3/23/1949	W	5-1	A
3/19/1951	L	8-0	A
3/20/1951	L	4-3	A
5/25/1995	L	10-5	1 N
2/13/2004	L	6-0	2 N

1 NCAA Midwest II Regional, Oklahoma City, Okla. 2 at Houston, Texas

TEXAS-PAN AMERICAN

Date	W/L	Score	Site
3/17/1989	L	3-0	A
3/20/1989	W	5-2	A
3/22/1989	L	6-2	A
3/24/1989	L	3-2	A

TEXAS A&M

Date	W/L	Score	Site
3/22/1948	W	6-5	A
3/23/1948	W	4-1	A
3/24/1948	L	10-8	A
3/24/1949	W	12-4	A
3/25/1949	W	7-6	A
3/20/1950	L	14-8	A
3/21/1950	W	10-9	A
3/22/1950	L	11-9	A
6/13/1951	L	3-2	1 N
3/20/1952	W	8-4	A
3/21/1952	W	8-7	A
3/22/1952	W	5-0	A
3/19/2000	W	8-7	A
3/20/2000	L	2-1	A
6/3/2007	L	10-4	2 A
2/29/2008	L	8-5	A

1 College World Series, Omaha, Neb.;
2 NCAA Regional, College Station, Texas

TEXAS CHRISTIAN

Date	W/L	Score	Site
3/21/1947	L	5-1	A
3/22/1947	W	16-0	A
3/22/1947	W	7-6	A
3/23/1951	W	4-2	A
3/24/1951	W	7-3	A

TEXAS TECH

Date	W/L	Score	Site
2/15/2004	L	9-4	1 N

1 at Houston, Texas

TOLEDO

Date	W/L	Score	Site
5/17/1934	W	4-2	A
4/11/1967	W	5-2	H
5/10/1977	L	1-0	A
5/3/1978	L	12-0	H
5/3/1978	L	8-3	H
5/1/1979	W	4-1	A
5/14/1980	W	3-2	H

5/14/1980	W	11-4	H
5/12/1981	L	6-0	A
5/12/1981	L	5-4	A
5/5/1982	W	4-1	H
5/5/1982	W	21-15	H
4/12/1983	W	3-2	H
4/12/1983	L	3-2	H
4/10/1984	W	10-6	H
4/10/1984	W	8-5	H
4/8/1986	W	8-3	H
4/8/1986	W	3-2	H
4/8/1987	W	2-0	A
4/8/1987	W	3-2	A
4/12/1990	W	17-0	H
4/20/1994	W	15-7	H
5/3/1995	W	11-7	H
4/3/1996	W	11-9	H
4/16/1997	W	12-4	H
3/8/2002	W	38-15	1 N
3/30/2005	W	12-4	H
3/29/2006	W	8-5	H
3/2			



YEARLY RESULTS BY OPPONENT

2 NCAA Districts, Carbondale, Ill.

VANDERBILT

Table with 4 columns: Date, W/L, Score, Site. Rows include 4/17/1922, 4/18/1922, 3/21/1975, 3/21/1975.

VERMONT

Table with 4 columns: Date, W/L, Score, Site. Rows include 3/20/1995, 3/23/2000, 3/17/2001, 3/18/2001, 3/22/2003, 3/24/2006, 3/24/2006.

1 at Lakeland, Fla.; 2 at Homestead, Fla.; 3 at Bradenton, Fla.; 4 at Sarasota, Fla.

VIRGINIA

Table with 4 columns: Date, W/L, Score, Site. Rows include 6/4/2005.

1 NCAA Regional, Corvallis, Ore.

VIRGINIA TECH

Table with 4 columns: Date, W/L, Score, Site. Rows include 3/22/1955, 3/22/1956, 3/23/1956.

1 Unknown

WAKE FOREST

Table with 4 columns: Date, W/L, Score, Site. Rows include 3/26/1959, 2/24/2006.

1 Unknown; 2 at Gainesville, Fla.

WASHINGTON

Table with 4 columns: Date, W/L, Score, Site. Rows include 3/24/1967, 3/19/1990.

1 Unknown; 2 at San Jose, Calif.

WASHINGTON (ST. LOUIS)

Table with 4 columns: Date, W/L, Score, Site. Row includes 3/26/1951.

WASHINGTON & JEFFERSON

Table with 4 columns: Date, W/L, Score, Site. Rows include 5/28/1897, 5/19/1899.

WASHINGTON & LEE

Table with 4 columns: Date, W/L, Score, Site. Rows include 3/23/1936, 3/24/1936, 3/22/1937, 3/23/1937, 3/21/1938, 3/22/1938, 3/21/1939, 3/22/1940.

WASHINGTON STATE

Table with 4 columns: Date, W/L, Score, Site. Rows include 6/8/1965, 6/10/1965, 3/6/1998.

1 College World Series, Omaha, Neb.; 2 at Las Vegas, Nev.

WEBBER INTERNATIONAL

Table with 4 columns: Date, W/L, Score, Site. Row includes 3/25/2010.

WESTERN CAROLINA

Table with 4 columns: Date, W/L, Score, Site. Rows include 3/22/1980, 3/25/1981, 3/26/1981.

Table with 4 columns: Date, W/L, Score, Site. Rows include 3/22/1982, 3/23/1982, 3/20/1983, 3/20/1983, 3/22/1983, 3/22/1983, 5/8/2007, 5/9/2007.

WEST VIRGINIA

Table with 4 columns: Date, W/L, Score, Site. Rows include 5/18/1900, 5/4/1901, 5/12/1902, 5/30/1902, 5/30/1902, 5/31/1902, 5/23/1903, 5/16/1904, 5/12/1905, 5/20/1932, 5/21/1932, 5/26/1933, 5/27/1933, 5/25/1934, 5/26/1934, 5/24/1935, 5/25/1935, 5/31/1937, 3/10/1990, 4/21/1995, 4/22/1995, 4/22/1998, 5/12/1999.

1 at Tuscaloosa, Ala.

WESTERN ILLINOIS

Table with 4 columns: Date, W/L, Score, Site. Rows include 3/14/1992.

1 at Louisville, Ky.

WESTERN MICHIGAN

Table with 4 columns: Date, W/L, Score, Site. Rows include 5/7/1943, 4/22/1946, 4/23/1946, 4/10/1950, 4/11/1950, 4/27/1951, 4/28/1951, 6/8/1951, 6/8/1951, 6/9/1951, 4/11/1952, 4/3/1953, 4/4/1953, 4/17/1954, 4/17/1954, 4/20/1954, 4/8/1955, 4/9/1955, 4/9/1955, 5/30/1955, 5/30/1955, 5/31/1955, 4/13/1956, 4/14/1956, 4/12/1960, 4/12/1960, 5/2/1961, 5/2/1961, 4/30/1962, 4/30/1962, 4/12/1963, 4/13/1963, 4/13/1963, 4/10/1964, 4/11/1964, 4/11/1964, 4/20/1965, 4/20/1965, 4/1/1966, 4/2/1966.

Table with 4 columns: Date, W/L, Score, Site. Rows include 4/2/1966, 6/3/1966, 6/4/1966, 4/18/1967, 4/18/1967, 5/27/1967, 5/27/1967, 1968, 4/5/1968, 4/6/1968, 4/6/1968, 5/18/1969, 4/5/1969, 4/4/1970, 4/4/1970, 4/4/1970, 4/10/1976, 4/10/1976, 4/8/1977, 4/8/1977, 5/20/1977, 4/9/1977, 4/8/1978, 4/8/1978, 4/9/1978, 4/9/1978, 4/7/1979, 4/7/1979, 4/11/1980, 4/11/1980, 4/12/1980, 4/12/1980, 4/5/1981, 4/5/1981, 5/5/1984, 5/5/1984, 5/3/1985, 5/3/1985, 3/14/1985, 5/4/1985, 4/4/1986, 4/4/1986, 4/5/1986, 4/5/1986, 3/7/2004, 3/5/2006, 3/10/2007, 2/25/2011, 2/26/2011, 2/26/2011, 2/27/2011, 2/27/2011.

1 NCAA Districts; 2 NCAA Districts, Kalamazoo, Mich.; 3 NCAA Districts, Columbus, Ohio; 4 NCAA Districts, Carbondale, Ill.; 5 Unknown; 6 at Jacksonville, Fla.; 7 at Port Charlotte, Fla.

WESTERN RESERVE

Table with 4 columns: Date, W/L, Score, Site. Row includes 4/19/1916.

WESTERN STATE

Table with 4 columns: Date, W/L, Score, Site. Rows include 4/8/1940, 4/9/1940, 4/14/1941, 4/15/1941, 1942, 1942.

WESTERN STATE NORTH

Table with 4 columns: Date, W/L, Score, Site. Row includes 1923.

WEST UNIVERSITY OF PENNSYLVANIA

Table with 4 columns: Date, W/L, Score, Site. Row includes 5/20/1897.

WESTERVILLE

Table with 4 columns: Date, W/L, Score, Site. Rows include 4/29/1972, 4/14/1973.

Table with 4 columns: Date, W/L, Score, Site. Rows include 5/20/1882, 11/11/1882.

WICHITA STATE

Table with 4 columns: Date, W/L, Score, Site. Rows include 5/27/1993, 5/30/1993, 5/30/1993, 2/24/2001, 3/9/2003.

1 NCAA Atlantic Regional, Atlanta, Ga.; 2 at Lafayette, La.

WILLIAM CAREY

Table with 4 columns: Date, W/L, Score, Site. Rows include 3/5/1993, 3/3/1995.

WINTHROP

Table with 4 columns: Date, W/L, Score, Site. Rows include 3/1/1997, 3/1/1997, 3/2/1997, 3/2/1997, 3/11/2000, 3/12/2000, 3/14/2004.

1 at Mobile, Ala.

WISCONSIN

Table with 4 columns: Date, W/L, Score, Site. Rows include 4/26/1915, 5/7/1920, 5/28/1920, 5/29/1920, 1925, 1925, 4/25/1941, 4/26/1941, 1942, 1942, 4/20/1945, 4/21/1945, 5/17/1946, 5/18/1946, 4/11/1947, 4/12/1947, 6/4/1948, 6/5/1948, 4/22/1949, 4/23/1949, 4/21/1950, 4/22/1950, 5/10/1952, 5/10/1952, 5/8/1953, 5/1/1954, 5/1/1954, 4/29/1955, 5/11/1956, 5/17/1958, 5/17/1958, 5/15/1959, 5/20/1961, 5/20/1961, 4/20/1962, 4/26/1963, 5/2/1964, 5/2/1964, 5/1/1965, 5/1/1965, 5/6/1966, 5/5/1967, 5/5/1967, 5/18/1968, 5/18/1968, 5/22/1970, 5/22/1970, 5/21/1971, 5/21/1971, 4/29/1972, 4/29/1972, 4/14/1973.

Table with 4 columns: Date, W/L, Score, Site. Rows include 4/14/1973, 4/12/1974, 4/12/1974, 4/12/1975, 4/12/1975, 4/25/1976, 4/25/1976, 4/24/1977, 4/24/1977, 5/14/1978, 5/14/1978, 5/13/1979, 5/13/1979, 5/2/1980, 5/2/1980, 4/16/1988, 4/16/1988, 4/17/1988, 4/17/1988, 4/15/1989, 4/15/1989, 4/16/1989, 4/17/1989, 3/31/1990, 3/31/1990, 4/1/1990, 4/1/1990, 4/13/1991, 4/15/1991, 4/15/1991, 4/15/1991.

WISCONSIN-MILWAUKEE

Table with 4 columns: Date, W/L, Score, Site. Rows include 3/20/2005.

1 at Bradenton, Fla.

WITTENBERG

Table with 4 columns: Date, W/L, Score, Site. Rows include 10/10/1891, 6/12/1892, 6/4/1893, 4/14/1894, 5/5/1894, 4/27/1895, 4/22/1905, 4/21/1906, 4/20/1907, 4/16/1981, 4/29/1982, 5/4/1983, 4/11/1984.

WOOSTER

Table with 4 columns: Date, W/L, Score, Site. Rows include 5/31/1884, 6/6/1890, 6/13/1890, 5/22/1891, 6/12/1891, 4/27/1901, 5/9/1902, 6/9/1904, 5/26/1905, 6/7/1905, 5/4/1906, 5/27/1906, 4/27/1907, 5/9/1907, 5/8/1909, 5/13/1909, 4/19/1913, 5/15/1915, 5/19/1917, 5/4/1918, 5/21/1921, 5/13/1922, 1925, 1926, 1927, 5/30/1928, 5/30/1929.



YEARLY RESULTS BY OPPONENT

5/30/1937	L	6-5	A	4/17/1977	L	2-0	A
5/30/1938	W	14-0	A	4/17/1977	W	1-0	A
5/30/1939	L	6-5	A	3/24/1978	W	17-8	1 N
5/30/1941	W	8-7	H	3/25/1978	L	6-4	1 N
4/24/2002	L	9-7	H	5/16/1978	W	7-6	H
4/16/2003	W	14-0	H	5/16/1978	W	2-1	H

WRIGHT FIELD

Date	W/L	Score	Site
5/9/1944	W	6-3	
5/19/1944	W	9-0	
4/17/1945	T	1-1	A
5/1/1945	L	15-6	H

WRIGHT STATE

Date	W/L	Score	Site
4/6/1977	L	7-5	H
4/6/1977	W	18-2	H
4/3/1979	L	2-1	H
4/3/1979	T	1-1	H
5/6/1980	L	9-8	H
5/6/1980	W	9-0	H
4/17/1981	W	7-3	H
4/17/1981	W	16-5	H
4/29/1981	W	6-3	A
4/29/1981	W	6-2	A
4/15/1982	W	12-6	H
4/28/1982	W	6-5	A
4/28/1982	L	22-6	A
4/27/1983	L	6-5	A
4/27/1983	W	14-2	A
4/25/1984	L	11-10	A
5/8/1985	W	12-1	H
4/15/1986	L	4-2	A
5/7/1986	W	7-5	H
4/11/1987	W	10-4	H
4/11/1987	L	10-9	H
4/12/1987	L	5-1	A
4/12/1987	L	12-10	A
4/20/1988	W	10-6	H
4/20/1988	W	7-6	H
3/29/1989	L	4-1	H
3/29/1989	L	1-0	H
4/4/1990	W	5-2	H
4/4/1990	W	6-3	H
4/10/1991	W	12-2	H
5/13/1993	L	2-1	H
5/13/1993	L	4-3	H
4/13/1994	L	17-15	H
4/13/1995	W	16-6	A
5/9/1996	L	8-5	H
5/9/1996	W	15-7	H
4/2/1997	W	13-1	H
4/2/1999	W	12-7	H
4/4/2001	L	6-4	H
4/21/2004	W	13-4	H

1 Unknown; 2 at Jacksonville, Fla.

YALE

Date	W/L	Score	Site
3/24/1956	W	5-2	1 N
3/26/1956	L	9-8	1 N
3/23/1967	L	5-4	1 N
3/19/2007	W	11-3	2 N
3/21/2007	W	16-10	2 N
3/12/2011	W	12-6	3 N

1 Unknown; 2 at Bradenton, Fla.; 3 at Winter Haven, Fla.

YMCA

Date	W/L	Score	Site
4/19/1890	W	27-3	H

YOUNGSTOWN STATE

Date	W/L	Score	Site
4/11/1990	L	15-12	H
3/16/1991	W	9-0	H
3/17/1991	W	8-0	H
4/22/1993	W	13-4	H
3/13/1994	W	8-4	H
4/5/1995	W	16-4	H
4/10/1996	L	11-9	H
4/15/1997	W	5-2	H
4/8/1998	W	7-4	H
4/14/1999	W	10-9	H
5/3/2000	W	6-3	H
4/18/2001	W	4-2	H
5/1/2002	W	6-5	H

ZANESVILLE

Date	W/L	Score	Site
4/12/1924	W	14-7	H

ZANESVILLE GRAYS

Date	W/L	Score	Site
4/8/1921	L	9-5	A
4/8/1922	L	11-2	A
1925	L	6-2	H

WYOMING

Date	W/L	Score	Site
3/21/1967	W	5-4	1 N

1 Unknown

XAVIER

Date	W/L	Score	Site
4/14/1953	W	10-0	H
4/21/1956	W	18-2	H
4/21/1956	W	18-2	H
4/10/1959	W	2-0	H
4/11/1959	L	4-3	H
4/11/1959	W	1-0	H
4/22/1960	W	13-0	H
4/23/1960	W	18-14	H
4/23/1960	W	9-1	H
4/8/1961	W	15-4	H
4/8/1961	W	8-0	H
4/17/1964	W	8-3	H
4/15/1966	W	14-2	H
5/5/1973	W	3-2	H
5/5/1973	L	6-3	H
5/2/1975	L	2-1	H
5/2/1975	L	3-0	H
4/17/1976	W	15-2	H
4/17/1976	W	12-7	H



RESULTS BY YEAR

1881
Head Coach Unknown
Overall Record: 1-0

Date	Opponent	Result	Score
5-21	Capital	W	8-5

1882
Overall Record: 3-1

Date	Opponent	Result	Score
5-6	Deaf & Dumb Institute	W	5-3
5-10	(High School)	W	9-3
5-17	(High School)	W	23-17
5-20	Westerville	L	10-8

1882-83
Overall Record: 3-0

Date	Opponent	Result	Score
10-21	Ohio Wesleyan	W	15-7
11-11	Westerville	W	9-7
4-23	(High School)	W	17-16

1884
Overall Record: 0-1

Date	Opponent	Result	Score
5-31	Wooster	L	11-4

1884-85
Overall Record: 2-0

Date	Opponent	Result	Score
10-18	Camp Chase	W	18-10
	Camp Chase	W	16-5

1886
Overall Record: 1-0

Date	Opponent	Result	Score
5-30	Camp Chase	W	23-2

1887
No Games Played

1888
Overall Record: 0-3

Date	Opponent	Result	Score
4-20	Capital	L	18-10
	Kenyon Military	L	11-2
	at Ohio Wesleyan	L	10-9

1889
Overall Record: 2-1-1

Date	Opponent	Result	Score
4-12	Barracks	W	15-1
4-27	at Denison	T	10-10
4-30	Capital	L	14-3
5-5	Ohio Wesleyan	W	forfeit

1889-90
Overall Record: 11-3

Date	Opponent	Result	Score
10-21	Asylum	W	14-13
10-26	Starling Medical	W	9-1
4-12	Capital	W	16-7
4-19	YMCA	W	27-3
4-21	Kenyon	W	14-2
5-3	Capital	W	5-4
5-10	Denison	L	8-4
5-16	Columbus Grays	W	15-5
5-24	at Ohio Wesleyan	L	11-10
5-31	Buchtel	W	7-6
6-6	at Wooster	L	15-5
6-7	at Buchtel	W	10-4
6-13	vs. Wooster	W	11-7
	at Kenyon	W	11-4

1890-91
Overall Record: 6-6

Date	Opponent	Result	Score
10-4	at Ohio Wesleyan	W	12-11
10-11	Capital	W	12-1
11-15	at Capital	W	6-3
4-30	Kenyon	W	7-0
5-20	Denison	W	6-2
5-21	at Kenyon	L	8-7
5-22	at Wooster	L	10-3
5-23	at Buchtel	L	3-0
5-31	Denison	L	8-2
6-5	Buchtel	W	5-4
6-12	Wooster	L	6-2
6-13	Cincinnati	L	19-6

1891-92
Overall Record: 16-3-1 (Ohio Champions)

Date	Opponent	Result	Score
10-3	at Ohio Wesleyan	W	6-2
10-10	Wittenberg	W	10-3
10-17	Capital	T	23-23
10-24	Deaf & Dumb Institute	W	9-6
10-31	at Capital	W	12-2
4-13	Columbus Athletics	W	21-7
4-15	Columbus League	L	12-2
4-23	at Denison	W	6-5
4-28	Kenyon	W	7-5

4-30	Town Streeters	L	21-17
	Capital	L	9-6
5-21	Adelbert	W	6-4
	Ohio Wesleyan	W	2-1
5-28	Otterbein	W	18-3
5-30	Denison	W	7-6
6-3	Buchtel	W	5-3
6-9	at Kenyon	W	1-0
6-10	at Buchtel	W	7-4
6-11	at Adelbert	W	5-0
6-12	Wittenberg	W	13-5

1893
Overall Record: 7-3

Date	Opponent	Result	Score
4-22	Capital	W	9-7
5-10	Buchtel	W	9-4
5-20	Oberlin	W	9-4
5-27	Adelbert	L	4-3
5-30	at Denison	L	17-3
6-4	Wittenberg	W	11-8
6-5	Marietta	W	7-3
6-6	Kenyon	W	18-7
6-11	at Kenyon	W	10-5
6-12	at Adelbert	L	19-7

1894
Overall Record: 9-4

Date	Opponent	Result	Score
3-31	at Capital	W	8-7
4-7	Capital	W	13-2
4-14	Wittenberg	W	21-8
4-21	Barracks	L	10-8
4-27	at Adelbert	W	12-3
4-28	at Oberlin	L	9-1
5-3	Barracks	L	6-3
5-5	at Wittenberg	L	5-4
5-12	Denison	W	10-7
5-17	at Otterbein	W	19-5
5-19	at Marietta	W	14-12
5-25	Adelbert	W	10-8
6-3	Barracks	W	10-5

1894-95
Overall Record: 8-4-1

Date	Opponent	Result	Score
3-31	Capital	L	16-15
4-7	Capital	W	15-11
4-17	Michigan	T	4-4
4-20	at Ohio	W	17-16
4-24	Kenyon	W	10-3
4-26	Columbus	L	10-7
4-27	at Wittenberg	L	5-4
5-3	at Denison	W	10-5
5-4	Oberlin	W	5-4
5-25	at Otterbein	W	13-3
	vs. Capital	L	11-3
5-29	at Indiana	W	10-9
5-30	at Kenyon	W	17-9

1896
Overall Record: 11-6

Date	Opponent	Result	Score
4-7	Detroit West League	L	14-12
4-14	Michigan	L	20-8
4-18	Capital	W	23-6
4-20	Columbus	L	17-7
4-25	at Ohio Wesleyan	L	7-5
5-7	at Michigan	L	16-7
5-8	at Hiram	W	9-5
5-9	at Oberlin	L	7-6
5-16	Ohio Wesleyan	W	19-0
5-22	All-Stars	W	20-2
5-23	at Kenyon	W	14-1
5-30	Oberlin	W	8-3
6-4	Hiram	W	11-5
6-16	at Ohio Wesleyan	W	forfeit
6-17	at Ohio Wesleyan	W	10-7
6-18	at Ohio Wesleyan	W	12-7
6-19	Prospect	W	21-0

1897
Overall Record: 8-2

Date	Opponent	Result	Score
4-3	Independents	W	22-13
4-10	Barracks	W	24-6
4-19	Michigan	W	12-11
4-24	Otterbein	W	14-5
5-15	Ohio Wesleyan	W	15-2
5-20	West Univ. of Pennsylvania	W	18-1
5-21	Oberlin	L	17-8
5-28	William & Jefferson	L	4-3
5-29	DePauw	W	9-3
6-2	Indiana	W	24-2

1898
Overall Record: 3-1

Date	Opponent	Result	Score
4-17	Deaf & Dumb Institute	W	17-6
4-30	Otterbein	W	15-6
5-20	Ohio Wesleyan	W	5-1

6-1	at Ohio Wesleyan	L	13-9
-----	------------------	---	------

1899
Overall Record: 5-3

Date	Opponent	Result	Score
4-15	Capital	W	28-9
4-22	Otterbein	W	13-3
4-26	Columbus	L	18-1
4-29	Kenyon	W	8-1
5-5	at Heidelberg	W	19-14
5-5	vs. Michigan	L	7-2
5-17	Denison	W	13-6
5-19	William & Jefferson	L	7-4

1900
Head Coach Jack Reed
Overall Record: 9-3

Date	Opponent	Result	Score
4-25	Columbus	L	7-6
4-28	Denison	W	6-5
5-4	at Ohio Wesleyan	W	11-9
5-5	Case	L	11-8
5-12	Kenyon	W	12-4
5-18	at West Virginia	L	5-2
5-19	Oberlin	W	10-1
5-26	Ohio	W	16-6
5-30	Central (Ky.)	W	9-0
5-31	Baldwin Wallace	W	12-11
6-2	Oberlin	W	7-0
6-11	at Ohio Wesleyan	W	6-5

1901
Overall Record: 7-0

Date	Opponent	Result	Score
4-27	at Wooster	W	26-7
5-4	West Virginia	W	7-3
5-11	Case	W	15-3
5-18	Oberlin	W	8-2
5-25	Kenyon	W	9-6
5-31	at Hiram	W	10-2
6-8	Ohio	W	17-3

1902
Overall Record: 8-11

Date	Opponent	Result	Score
3-29	Deaf & Dumb Institute	W	27-5
4-4	North High	W	22-5
4-5	Capital	W	44-2
4-12	Columbus AA	L	15-5
4-19	at Ohio Wesleyan	W	8-2
4-26	Kenyon	L	9-4
5-2	Indiana	W	16-8
5-3	at Ohio	W	10-0
5-9	at Wooster	L	5-4
5-10	at Oberlin	L	7-5
5-12	West Virginia	L	7-4
5-15	at Notre Dame	L	7-0
5-16	at Indiana	L	9-6
5-17	at Indiana	W	13-4
5-23	at Denison	L	3-2
5-24	Kenyon	W	6-3
5-30	West Virginia	L	6-1
5-31	West Virginia	L	13-2
5-31	West Virginia	L	5-3

1903
Head Coach C.W. Dickerson
Overall Record: 9-5-1

Date	Opponent	Result	Score
4-10	East High	L	5-1
4-11	Columbus	L	13-3
4-18	Ohio	W	17-2
4-24	DePauw	W	7-6
5-1	Case	W	7-4
5-2	at Kenyon	T	2-2
5-7	at Case	L	1-0
5-8	at Oberlin	L	9-3
5-15	Kenyon	W	17-3
5-23	West Virginia	W	3-2
5-27	at Ohio Wesleyan	W	15-9
5-30	Oberlin	W	3-2
6-3	Ohio Wesleyan	W	5-3
6-5	Notre Dame	L	2-1
6-15	Toronto	W	5-2

1904
Head Coach Unknown
Overall Record: 16-5-1

Date	Opponent	Result	Score
4-7	Unions	W	7-2
4-15	Ohio Medical	W	11-5
4-16	Capital Dairy	L	6-3
4-23	at Kenyon	W	3-1
4-29	Indiana	L	5-3
5-4	at Oberlin	W	7-1
5-7	Ohio Wesleyan	L	9-7
5-13	Denison	L	5-4
5-16	West Virginia	W	2-0
5-18	at Illinois	W	6-5
5-23	Case	W	4-1
5-25	at Ohio Wesleyan	W	9-7

6-1	at Denison	W	4-1
6-4	Kenyon	W	7-3
6-9	at Wooster	W	9-2
6-10	at Case	W	5-4
6-15	Illinois	L	5-4
n/a	Capital	T	4-4
n/a	at Ohio	W	6-0
n/a	State Hospital	W	7-5
n/a	State Hospital	W	9-4
n/a	North High	W	14-0

1905
Overall Record: 12-10

Date	Opponent	Result	Score
4-6	Columbus	L	7-4
4-8	East High	W	7-3
4-15	Muskingham	W	5-1
4-19	Otterbein	W	21-9
4-22	Wittenberg	W	5-0
4-26	at Depauw	W	8-1
4-27	at Indiana	L	



RESULTS BY YEAR

4-18	Marshall	W	8-0
4-20	Ohio Wesleyan	W	7-2
4-21	Otterbein	W	10-1
4-27	at Illinois	W	7-3
4-28	at Chicago	W	8-6
5-1	Illinois	W	1-0
5-11	at Purdue	W	9-0
5-12	at Indiana	L	7-2
5-18	Indiana	W	7-2
5-19	Wooster	W	10-3
5-21	at Ohio Northern	W	17-1
6-1	at Oberlin	W	11-0
6-4	Chicago	W	13-0

1918

Overall Record: 8-4

Big Ten Record: 3-2 (3rd)

Date	Opponent	Result	Score
4-18	Columbus AA	L	8-0
	Columbus AA	L	11-3
4-20	Ohio Wesleyan	W	9-3
4-26	Capital	W	15-8
4-27	Illinois	L	4-3
5-4	at Wooster	W	8-1
5-7	Capital	W	11-4
5-14	at Ohio Wesleyan	W	4-2
5-17	at Indiana	W	2-0
5-18	at Purdue	W	4-2
5-22	Michigan	L	3-2
5-24	Indiana	W	7-3

1919

Overall Record: 8-3

Big Ten Record: 2-2 (5th)

Date	Opponent	Result	Score
4-15	Columbus AA	W	1-0
4-23	Capital	W	10-0
4-26	Cincinnati	W	5-4
5-3	Purdue	W	7-0
5-17	at Indiana	L	2-1
5-19	at Ohio Wesleyan	W	5-1
5-23	Indiana	W	2-0
5-28	Ohio Wesleyan	W	3-1
5-30	at Ohio	W	4-3
6-4	at Michigan	L	5-0
6-7	at Denison	L	2-1

1920

Overall Record: 17-2

Big Ten Record: 8-2 (2nd)

Date	Opponent	Result	Score
4-24	Oberlin	W	5-1
4-29	Miami (Ohio)	W	16-1
5-1	Michigan	L	3-1
5-7	Wisconsin	W	2-1
5-8	Purdue	W	10-2
5-14	at Purdue	W	9-3
5-15	at Indiana	W	7-6
5-17	Illinois	W	6-5
5-19	at Michigan	L	3-0
5-21	at Marshall	W	1-0
5-22	at Marshall	W	14-0
5-27	at Illinois	W	4-3
5-28	at Wisconsin	W	4-1
5-29	at Wisconsin	W	6-3
5-31	at Ohio	W	2-0
6-10	at Cincinnati	W	7-3
6-11	at Troy All-Stars	W	9-4
6-12	Denison	W	13-0
6-14	Ohio Wesleyan	W	13-0

1921

Overall Record: 13-6

Big Ten Record: 6-4 (4th)

Date	Opponent	Result	Score
4-8	at Zanesville Grays	L	9-5
4-11	Ohio Wesleyan	W	6-1
4-16	Illinois	L	3-2
4-20	Capital	W	17-3
4-23	Northwestern	W	5-4
4-29	Indiana	W	2-1
4-30	Indiana	W	6-3
5-4	at Chicago	W	20-5
5-7	at Illinois	L	7-4
5-9	Cincinnati	W	10-2
5-13	at Indiana	W	19-10
5-14	at Indiana	W	4-2
5-16	Michigan	L	5-0
5-18	at Cincinnati	W	15-12
5-20	at Ohio Wesleyan	W	12-5
5-21	at Wooster	W	13-0
5-27	at Michigan	L	4-3
5-30	at Ohio	W	9-1
6-4	at Denison	L	5-4

1922

Overall Record: 11-8

Big Ten Record: 3-4 (5th)

Date	Opponent	Result	Score
4-8	at Zanesville Grays	L	11-2
4-14	at Georgetown	W	8-1

5-15	at Kentucky State	L	10-6
4-17	at Vanderbilt	W	16-15
4-18	at Vanderbilt	W	6-4
4-21	London	L	5-4
4-22	Purdue	W	9-4
4-24	Northwestern	L	9-7
4-28	at Ohio Wesleyan	W	12-7
4-29	Illinois	L	4-3
5-5	at Purdue	L	7-3
5-6	at Butler	L	4-2
5-8	Cincinnati	W	12-10
5-9	Denison	W	8-7
5-13	Wooster	W	7-5
5-14	Michigan	W	4-2
5-27	at Northwestern	W	17-3
5-30	at Ohio	W	15-2
6-3	at Michigan	L	9-1

1923

Overall Record: 16-4

Big Ten Record: 8-2 (2nd)

Date	Opponent	Result	Score
	Antioch	W	8-1
	Ohio Wesleyan	W	5-4
	Michigan	L	3-2
	Purdue	W	15-2
	Chicago	W	9-8
	Cincinnati	W	18-1
	Butler	L	8-6
	Illinois	W	1-0
	Indiana	W	8-0
	Purdue	W	8-4
	Ohio Wesleyan	W	12-4
	Northwestern	W	7-1
	Michigan	L	5-2
	Ohio	W	15-5
	Denison	W	14-2
	Cincinnati	W	7-4
	Depaul	L	11-9
	Minnesota	W	3-2
	Minnesota	W	11-4
	Western State North	W	4-2

1924

Overall Record: 15-7-2

Big Ten Record: 8-2-1 (1st)

Date	Opponent	Result	Score
	at Alabama	T	4-4
	at Alabama	L	12-1
	at Auburn	W	7-4
	at Auburn	L	2-1
	at Georgia Tech	W	4-2
	at Georgia Tech	L	6-3
4-12	Zanesville	W	14-7
4-15	Capital	W	15-3
4-19	Indiana	W	12-5
4-26	at Michigan	L	6-5
5-3	Ohio Wesleyan	W	13-3
5-6	at Purdue	W	8-4
5-10	Illinois	T	6-6
5-12	at Indiana	W	14-2
5-17	Michigan	W	4-3
5-21	at Illinois	W	8-2
5-23	Minnesota	L	7-2
5-24	Minnesota	W	11-2
5-31	at Cornell	L	6-4
6-7	Chicago	W	10-2
6-11	Ohio Wesleyan	W	18-5
6-12	Cincinnati	W	5-0
6-13	at Butler	L	3-2
6-14	at Chicago	W	9-0

1925

Overall Record: 18-10

Big Ten Record: 8-4 (3rd)

Date	Opponent	Result	Score
	at Bowling Green (Ky.)	W	7-2
	at Georgia	L	7-0
	at Georgia	L	8-3
	at Oglethorpe	L	14-13
	at Oglethorpe	W	7-5
	at Marysville	L	5-3
	at Marysville	W	3-0
	Miami (Ohio)	W	5-4
	Butler	W	11-2
	at Purdue	W	13-9
	Zanesville Grays	L	6-2
	at Indiana	W	6-5
	Purdue	W	15-4
	Ohio Wesleyan	W	4-3
	Wisconsin	W	4-1
	at Cincinnati	W	13-2
	Cornell	W	4-0
	at Illinois	L	5-4
	Illinois	W	8-0
	Osaka (Japan)	W	11-10
	at Ohio Wesleyan	W	12-2
	Iowa	W	3-0
	at Wooster	L	3-1
	at Wisconsin	L	1-0
	at Minnesota	W	6-5

	at Minnesota	W	9-2
	at Michigan	L	4-2
	Michigan	L	6-5

1926

Overall Record: 8-13-2

Big Ten Record: 3-5-1 (7th)

Date	Opponent	Result	Score
	at Georgia	L	8-2
	at Georgia	L	8-1
	at Oglethorpe	T	5-5
	at Oglethorpe	L	11-1
	at Georgia Tech	L	9-1
	at Georgia Tech	L	11-4
	Butler	W	7-2
	Ohio Wesleyan	W	8-3
	Purdue	L	10-8
	Indiana	W	16-0
	Michigan	W	9-3
	at Illinois	L	7-4
	Cincinnati	L	10-7
	Illinois	L	9-7
	Cornell	L	12-5
	at Indiana	W	10-6
	at Purdue	T	4-4
	at Michigan	L	5-4
	Georgia	W	3-0
	Georgia	L	3-1
	Chicago	L	5-3
	Wooster	W	4-3
	Ohio Wesleyan	W	11-3

1927

Overall Record: 12-11-2

Big Ten Record: 6-5-1 (4th)

Date	Opponent	Result	Score
	Georgia	L	7-2
	Georgia	L	4-2
	Furman	W	8-4
	Georgia Tech	L	14-1
	Georgia Tech	L	9-3
	Cincinnati	W	10-7
	Miami (Ohio)	W	5-0
	Ohio Wesleyan	T	8-8
	Cornell	L	2-1
	Indiana	W	3-2
	Chicago	W	7-4
	Minnesota	L	3-1
	Minnesota	T	6-6
	Purdue	W	11-1
	Michigan	L	7-3
	Ohio Wesleyan	W	5-3
	Chicago	W	5-0
	Purdue	L	4-2
	Illinois	L	1-0
	Indiana	W	6-4
	Princeton	W	13-6
	Wooster	L	4-3
	Michigan	L	15-4
	Alumni	W	6-1

1928

Overall Record: 12-7

Big Ten Record: 6-5 (6th)

Date	Opponent	Result	Score
3-23	at Kentucky	L	14-2
3-24	at Kentucky	W	12-4
4-9	Miami	L	9-2
4-12	Indiana	L	7-5
4-20	at Indiana	L	10-6
4-28	Marshall	W	3-2
5-1	Michigan State	W	12-5
5-4	Illinois	W	9-4
5-5	Illinois	L	11-0
5-8	Chicago	W	12-3
5-12	at Cornell	W	7-4
5-18	at Minnesota	W	11-0
5-19	at Minnesota	W	9-3
5-22	Michigan	L	13-8
5-25	Purdue	W	6-2
5-26	at Ohio Wesleyan	W	15-6
5-30	at Wooster	W	7-4
5-31	at Chicago	L	6-5
6-2	at Michigan	W	6-1

1929

Head Coach Wayne Wright

Overall Record: 11-8

Big Ten Record: 4-6 (6th)

Date	Opponent	Result	Score
4-4	Indiana	L	4-2
4-6	Ohio	W	7-1
4-8	Miami (Ohio)	L	7-4
4-13	Cornell	W	4-1
4-19	at Indiana	L	7-4
4-20	at Purdue	L	9-4
4-22	Minnesota	W	7-1
4-23	Minnesota	W	6-3
4-27	Illinois	L	6-2
5-4	at Chicago	L	4-3

5-11	Purdue	W	3-1
5-15	at Ohio Wesleyan	W	6-3
	Meiji (Japan)	L	2-1
5-24	Ohio Wesleyan	W	10-2
5-28	Chicago	W	9-3
5-30	at Wooster	W	9-3
5-31	at Michigan State	W	5-2
6-1	at Michigan	L	15-11
6-29	Alumni	W	2-0

1930

Overall Record: 12-6-1

Big Ten Record: 4-4 (15th)

Date	Opponent	Result	Score
4-4	at Kentucky	L	8-6
4-5	at Kentucky	W	7-6
4-10	Ohio Wesleyan	W	6-5
4-12	Miami (Ohio)	W	4-2
4-14	Kentucky	W	5-0
4-15	Kentucky	W	10-4
4-19	Purdue	W	4-3
4-23	at Michigan	T	3-3
4-27	at Cornell	W	4-3
5-3	at Illinois	L	5-4
5-5	at Purdue	W	10-2
5-9	at Indiana	W	11-9
5-10	at Chicago	L	9-4
5-13	at Ohio Wesleyan	W	18-5
5-17	Indiana	L	9-5
5-24	Illinois	L	12-7
5-28	Chicago	W	14-0
5-30	at Pennsylvania	L	9-4
5-31	at Navy	W	9-7

1931

Overall Record: 8-5

Big Ten Record



RESULTS BY YEAR

3-21	at Washington & Lee	L	3-2
3-22	at Washington & Lee	W	6-3
3-23	at Richmond	W	9-2
3-24	at Richmond	W	8-2
3-25	at Randolph Macon	W	8-6
3-26	at Randolph Macon	L	20-5
3-29	at Maryland	L	10-1
4-15	Ohio Wesleyan	W	7-4
4-19	Notre Dame	L	3-1
4-20	Notre Dame	W	6-1
4-22	Indiana	W	5-4
4-23	Indiana	L	7-5
4-29	Illinois	W	2-0
4-30	Illinois	W	2-0
5-6	at Northwestern	W	7-5
5-7	at Northwestern	L	11-3
5-10	Ohio	W	10-0
5-13	at Michigan	L	6-0
5-20	Purdue	L	3-1
5-21	Purdue	W	2-0
5-28	at Iowa	L	3-2
5-30	at Wooster	W	14-0
6-3	at Michigan State	L	2-0
6-4	at Michigan State	W	7-2
6-11	at Ohio Wesleyan	W	7-0

1939

Head Coach Fred Mackey

Overall Record: 7-16

Big Ten Record: 2-10 (19th)

Date	Opponent	Result	Score
3-21	at Washington & Lee	L	8-6
3-22	at Richmond	L	3-1
3-23	at Richmond	L	4-2
3-24	at Randolph Macon	L	6-4
3-25	at Randolph Macon	L	17-11
3-27	at Maryland	W	4-3
4-11	at Ohio	W	10-6
4-20	at Illinois	L	8-1
4-21	Michigan	W	3-1
4-22	Michigan	L	4-2
4-28	at Illinois	L	13-4
5-5	Northwestern	L	3-2
5-6	Northwestern	L	3-1
5-10	Miami (Ohio)	W	8-1
5-12	Purdue	L	9-3
5-13	Purdue	W	6-5
5-16	Ohio	W	5-1
5-19	at Indiana	L	11-2
5-20	at Indiana	L	13-2
5-23	Ohio Wesleyan	W	8-3
5-26	at Minnesota	L	2-1
5-27	at Minnesota	L	8-4
5-30	at Wooster	L	6-5

1940

Overall Record: 11-14

Big Ten Record: 3-5 (17th)

Date	Opponent	Result	Score
3-18	at Randolph Macon	L	5-4
3-19	at Randolph Macon	W	8-3
3-20	at Richmond	L	11-2
3-21	at Richmond	L	2-0
3-22	at Washington & Lee	L	5-0
4-5	at Kentucky	W	9-1
4-6	at Kentucky	W	10-4
4-8	Western State	L	5-0
4-9	Western State	W	6-5
4-23	at Ohio Wesleyan	W	19-1
4-26	Illinois	W	4-1
4-27	Illinois	L	17-6
5-4	at Purdue	L	4-2
5-5	at Purdue	W	3-1
5-7	Ohio	L	15-3
5-10	at Michigan	L	4-1
5-11	at Michigan	L	5-1
5-17	Notre Dame	L	4-0
5-18	Notre Dame	L	7-4
5-22	at Ohio	L	4-2
5-24	at Northwestern	W	3-2
5-25	at Northwestern	L	6-5
6-1	Cincinnati	W	12-0
6-8	at Michigan State	W	4-3
	at Michigan State	W	7-3

1941

Overall Record: 18-13

Big Ten Record: 5-7 (17th)

Date	Opponent	Result	Score
3-25	at Randolph Macon	W	4-2
3-25	at Randolph Macon	W	6-2
3-26	at Richmond	W	5-1
3-27	at Richmond	L	8-7
3-28	at George Washington	W	10-1
3-29	at Maryland	W	7-1
4-12	Michigan State	W	5-4
	Michigan State	L	5-3
4-14	Western State	L	8-1
4-15	Western State	L	3-2
4-18	Purdue	W	3-2

4-19	Purdue	W	4-2
4-22	at Cincinnati	W	4-3
4-25	Wisconsin	L	10-7
4-26	Wisconsin	W	10-9
4-29	at Miami (Ohio)	W	9-4
5-2	Michigan	L	13-5
5-3	Michigan	L	15-8
5-6	Ohio	L	7-3
5-9	at Indiana	L	9-2
5-10	at Indiana	W	6-3
5-12	Kentucky	W	4-3
5-13	Kentucky	L	6-2
5-16	at Illinois	L	8-3
5-17	at Illinois	W	3-2
5-23	at Notre Dame	W	22-9
5-24	at Notre Dame	W	8-5
5-30	Wooster	W	8-7
6-2	California	W	4-1
6-6	Iowa	L	6-0
6-7	Iowa	L	5-1

1942

Overall Record: 15-7

Big Ten Record: 7-5 (13rd)

Date	Opponent	Result	Score
	Western Michigan	W	3-2
	Western Michigan	W	6-0
4-17	at Michigan State	W	5-3
4-18	at Michigan State	W	3-2
	Kentucky	W	9-5
4-21	at Ohio	L	5-2
	Indiana	W	5-4
	Indiana	W	6-1
	at Purdue	L	6-5
	at Purdue	W	4-2
	Oberlin	W	8-3
	Illinois	W	2-1
	Illinois	W	8-5
	Iowa	L	10-1
	Iowa	L	7-5
	Miami (Ohio)	L	6-4
	Pittsburgh	W	12-0
	Pittsburgh	W	17-0
	Michigan	W	3-2
	Michigan	L	7-1
	Wisconsin	W	5-2
	Wisconsin	L	5-4

1943

Overall Record: 13-4

Big Ten Record: 6-1 (1st)

Date	Opponent	Result	Score
4-23	Michigan State	W	3-0
4-24	Michigan State	L	10-6
4-26	Ohio	W	5-4
4-27	Cincinnati	W	10-1
4-30	Illinois	W	6-5
5-1	Illinois	L	13-0
5-5	Ohio	L	12-1
5-7	Western Michigan	W	6-4
5-14	Michigan	W	9-6
5-21	Chicago	W	16-2
5-22	Chicago	W	16-6
5-28	Cincinnati	W	12-5
5-29	Miami (Ohio)	W	3-2
6-4	Camp Atterbury	L	3-2
6-5	Camp Atterbury	W	3-0
6-11	Purdue	W	4-3
6-12	Purdue	W	4-1

1944

Overall Record: 16-6

Big Ten Record: 5-5 (5th)

Date	Opponent	Result	Score
4-15	Ohio	W	15-2
4-18	Lockbourne	W	4-3
4-21	Illinois	L	6-0
4-22	Illinois	L	7-1
4-26	Ohio	W	5-2
4-29	Oberlin	W	8-4
	Oberlin	W	2-1
4-30	Lockbourne	L	8-6
5-2	Miami (Ohio)	W	4-0
5-5	Chicago	W	14-3
5-6	Chicago	W	17-4
5-9	Wright Field	W	6-3
5-12	Michigan	L	2-1
5-13	Michigan	L	5-0
5-19	Wright Field	W	9-0
5-19	Lockbourne	W	6-1
5-26	Purdue	W	5-4
5-27	Purdue	L	5-1
5-30	Denison	W	11-2
	Denison	W	8-0
6-2	Indiana	W	6-1
6-3	Indiana	W	8-7

1945

Head Coach Lowell Wrigley

Overall Record: 11-10-1

Big Ten Record: 4-5 (5th)

Date	Opponent	Result	Score
4-10	at Lockbourne	L	12-10
4-17	at Wright Field	T	1-1
4-20	Wisconsin	L	6-3
4-21	Wisconsin	W	10-5
4-26	Patterson Field	W	11-1
4-27	Purdue	W	9-5
4-28	Purdue	W	9-8
5-1	Wright Field	L	15-6
5-4	at Illinois	L	3-2
5-5	at Illinois	L	8-2
5-8	Ohio	W	6-5
5-11	Michigan State	W	2-1
5-12	Michigan State	L	3-0
5-15	at Oberlin	W	3-0
5-18	at Northwestern	W	4-2
5-19	at Northwestern	L	7-1
5-21	Lockbourne	W	3-2
5-22	Ohio Wesleyan	W	6-2
5-25	Notre Dame	L	3-1
5-26	Notre Dame	L	10-8
5-29	Ohio Wesleyan	W	9-1
6-1	Indiana	L	4-6

1946

Overall Record: 7-16

Big Ten Record: 3-8 (9th)

Date	Opponent	Result	Score
4-13	at Ohio	L	2-0
4-20	at Notre Dame	L	9-3
	at Notre Dame	L	10-4
4-22	Western Michigan	W	6-4
4-23	Western Michigan	W	6-2
4-26	Illinois	L	8-5
4-27	Illinois	W	8-7
4-30	at Cincinnati	L	6-3
5-3	Purdue	L	10-3
5-4	Purdue	L	11-10
5-7	Cincinnati	L	7-6
5-8	Ohio Wesleyan	W	5-2
5-10	Northwestern	W	2-1
5-17	at Wisconsin	L	8-0
5-18	at Wisconsin	W	4-2
5-21	Ohio	W	6-0
5-22	at Miami (Ohio)	L	4-3
5-24	Indiana	L	3-1
5-25	Indiana	L	5-1
5-30	at Michigan State	L	4-3
	at Michigan State	L	7-3
6-1	Michigan	L	6-1
	Michigan	L	6-5

1947

Head Coach Floyd Stahl

Overall Record: 16-9

Big Ten Record: 9-5 (2nd)

Date	Opponent	Result	Score
3-17	at SMU	W	10-0
3-20	at SMU	W	15-2
	at SMU	L	5-1
3-21	at TCU	L	6-3
3-22	at TCU	W	16-0
	at TCU	W	7-6
4-8	Ohio	W	6-3
4-11	Wisconsin	W	3-2
4-12	Wisconsin	W	5-4
4-19	at Illinois	W	6-0
4-20	at Illinois	L	9-1
4-22	Ohio	L	2-1
4-25	at Northwestern	L	5-2
4-26	at Northwestern	L	8-4
5-2	Purdue	W	12-0
5-3	Purdue	W	4-3
5-9	at Iowa	W	3-2
5-10	at Iowa	L	4-3
5-16	Notre Dame	L	7-5
5-20	Miami (Ohio)	W	2-0
5-23	at Indiana	W	5-1
5-24	at Indiana	W	6-2
5-29	Michigan	L	8-4
5-30	Michigan	W	2-1
6-6	at Michigan State	W	2-1

1948

Overall Record: 18-12

Big Ten Record: 9-5 (3rd)

Date	Opponent	Result	Score
3-22	at Texas A&M	W	6-5
3-23	at Texas A&M	W	4-1
3-24	at Texas A&M	L	10-8
3-25	at Texas	L	8-6
3-26	at Texas	L	10-4
3-27	at Texas	L	12-11
4-6	at Ohio Wesleyan	W	6-0
4-9	Michigan State	W	12-11
4-10	Michigan State	W	4-3
4-13	Ohio	W	5-4
4-16	at Purdue	W	7-0
4-17	at Purdue	W	8-4

4-23	Northwestern	W	14-2
4-24	Northwestern	W	17-3
4-26	Quantico Marines	W	12-2
4-30	at Michigan	L	3-0
5-1	at Michigan	L	3-2
5-7	Indiana	W	7-1
5-8	Indiana	L	7-6
5-11	at Miami (Ohio)	L	5-4
5-14	at Notre Dame	W	6-3
5-15	at Notre Dame	L	6-0
5-21	Iowa	L	10-5
5-22	Iowa	W	4-1
5-25	Ohio Wesleyan	L	6-4
5-28	Illinois	W	6-0
5-29	Illinois	L	6-3
5-31	at Ohio	W	11-4
6-4	at Wisconsin	W	7-3
6-5	at Wisconsin	W	10-5

1949

Overall Record: 13-13

Big Ten Record: 6-6 (16th)

Date	Opponent	Result	Score
3-21	at Texas	L	11-5
3-22	at Texas	L	7-4
3-23	at Texas	W	5-1
3-24	at Texas A&M	W	12-4
3-25	at Texas A&M	W	7-6
4-12	at Ohio Wesleyan	L	7-6
4-14	Notre Dame	L	4-1
4-19	at Miami		



RESULTS BY YEAR

3-20	at Stetson	W	6-5
3-22	vs. North Carolina	W	8-7
3-22	at Rollins	L	5-1
3-23	vs. Amherst	W	6-4
3-24	at Rollins	W	2-1
3-25	vs. Georgia Tech	W	11-10
3-26	vs. Clemson	L	7-4
3-27	vs. Clemson	W	11-5
3-27	at Rollins	L	6-4
4-10	at Miami (Ohio)	L	6-2
4-15	Miami (Ohio)	W	12-0
4-17	at Western Michigan	L	6-4
4-17	at Western Michigan	W	7-4
4-20	Western Michigan	W	5-2
4-23	Indiana	W	8-0
4-24	Indiana	W	2-0
4-24	Indiana	W	5-0
4-30	Northwestern	L	2-1
5-1	Wisconsin	W	2-1
5-1	Wisconsin	L	1-0
5-7	at Purdue	W	7-3
5-8	at Illinois	L	4-3
5-8	at Illinois	W	7-1
5-14	Iowa	W	8-2
5-15	Minnesota	W	3-1
5-15	Minnesota	W	4-1
5-21	at Michigan	W	2-0
5-22	at Michigan State	L	6-4
5-22	at Michigan State	L	6-5
5-28	at Notre Dame	W	11-1
5-29	at Notre Dame	L	3-1

1955

Overall Record: 20-12

Big Ten Record: 9-3 (1st)

Date	Opponent	Result	Score
3-19	vs. Alabama	L	4-2
3-20	vs. Alabama	L	7-5
3-21	at Rollins	W	11-9
3-23	vs. Georgia Tech	L	9-3
3-22	vs. Virginia Tech	W	8-0
3-25	vs. North Carolina	L	4-3
4-1	Pittsburgh	W	16-7
4-2	Pittsburgh	W	11-3
4-2	Pittsburgh	W	8-1
4-8	Western Michigan	L	16-4
4-9	Western Michigan	W	7-6
4-9	Western Michigan	L	3-1
4-15	Notre Dame	L	4-3
4-16	Notre Dame	W	3-2
4-16	Notre Dame	W	6-5
4-22	at Indiana	L	3-1
4-28	Ohio	W	7-6
4-29	at Wisconsin	W	14-5
4-30	at Northwestern	L	2-1
4-30	at Northwestern	W	3-1
5-4	at Ohio	W	5-3
5-6	Illinois	W	4-3
5-7	Purdue	W	14-9
5-13	at Minnesota	W	4-3
5-14	at Iowa	W	7-5
5-14	at Iowa	L	10-0
5-20	Michigan State	W	5-1
5-21	Michigan	W	13-4
5-21	Michigan	W	5-1
5-30	at Western Michigan *	L	1-0
5-30	at Western Michigan *	W	8-5
5-31	at Western Michigan *	L	7-5

* NCAA Districts, Kalamazoo, Mich.

1956

Overall Record: 18-7-1

Big Ten Record: 9-3-1 (2nd)

Date	Opponent	Result	Score
3-17	at Stetson	W	5-1
3-17	at Stetson	L	10-8
3-19	at Rollins	W	12-9
3-20	at Rollins	L	13-7
3-21	vs. Georgia Tech	W	6-5
3-22	vs. Virginia Tech	W	8-6
3-23	vs. Virginia Tech	W	21-3
3-24	vs. Yale	W	5-2
3-26	vs. Yale	L	9-8
4-13	Western Michigan	L	3-0
4-14	Western Michigan	W	9-7
4-21	Xavier	W	18-2
4-21	Xavier	W	18-2
4-28	at Michigan State	W	8-7
5-4	Indiana	W	7-1
5-5	Indiana	W	7-2
5-5	Indiana	W	4-1
5-11	Wisconsin	W	4-3
5-12	Northwestern	W	3-0
5-12	Northwestern	L	4-3
5-18	at Illinois	W	16-4
5-19	at Purdue	L	5-1
5-19	at Purdue	L	9-5
5-25	Minnesota	W	4-2
5-26	Iowa	W	5-3
5-26	Iowa	T	4-4

1957

Overall Record: 15-6-1

Big Ten Record: 4-5 (8th)

Date	Opponent	Result	Score
3-16	at Stetson	W	13-3
3-16	at Stetson	W	7-0
3-18	vs. Georgia	W	3-1
3-19	vs. Georgia	L	7-0
3-19	at Rollins	W	4-0
3-20	vs. Georgia Tech	T	5-5
3-21	vs. North Carolina	W	6-2
3-22	vs. North Carolina	W	10-6
3-23	at Rollins	W	3-0
4-16	at Miami (Ohio)	W	2-1
4-20	Pittsburgh	W	5-1
4-20	Pittsburgh	W	7-6
4-23	Ohio	W	4-3
4-26	Michigan	L	14-4
4-27	Michigan State	W	6-2
4-27	Michigan State	W	2-1
5-3	at Indiana	L	6-3
5-4	at Indiana	W	6-2
5-4	at Indiana	W	2-1
5-17	Purdue	L	2-1
5-18	Illinois	L	4-2
5-24	at Iowa	L	4-3

1958

Overall Record: 22-7-1

Big Ten Record: 9-6 (3rd)

Date	Opponent	Result	Score
3-22	at Jacksonville	W	8-1
3-22	at Jacksonville	W	10-0
3-25	vs. Duke	W	6-3
3-26	vs. Duke	W	3-1
3-26	at Rollins	W	9-2
3-27	vs. Georgia Teachers	W	8-1
3-28	vs. Georgia Teachers	W	4-3
3-28	at Rollins	W	1-0
3-29	at Rollins	W	7-4
3-31	vs. Amherst	T	0-0
4-5	Kent State	W	8-6
4-5	Kent State	W	3-0
4-18	Penn State	W	9-0
4-19	Penn State	L	7-2
4-19	Penn State	W	9-4
4-25	Iowa	W	7-3
4-26	Minnesota	W	4-2
4-26	Minnesota	L	5-4
4-27	at Michigan	W	8-5
5-3	at Michigan State	L	14-0
5-3	at Michigan State	L	7-1
5-9	Indiana	W	3-1
5-10	Indiana	W	6-2
5-10	Indiana	W	4-2
5-16	Northwestern	W	6-0
5-17	Wisconsin	L	7-1
5-17	Wisconsin	W	4-3
5-23	at Purdue	W	7-1
5-24	at Illinois	L	10-5
5-24	at Illinois	L	5-1

1959

Overall Record: 17-14

Big Ten Record: 5-10 (10th)

Date	Opponent	Result	Score
3-22	vs. Miami (Fla.)	W	4-0
3-23	at Rollins	W	6-1
3-24	vs. New York	W	7-4
3-25	vs. New York	W	10-4
3-25	at Rollins	W	5-0
3-26	vs. Wake Forest	W	9-4
3-27	vs. New York	W	4-2
3-28	at Rollins	L	4-2
4-4	Kent State	W	11-0
4-10	Xavier	W	5-2
4-11	Xavier	L	4-3
4-11	Xavier	W	1-0
4-17	at Penn State	W	6-3
4-18	at Penn State	L	8-2
4-24	at Minnesota	L	9-0
4-25	at Iowa	W	9-8
4-25	at Iowa	W	7-2
5-1	Michigan State	L	5-3
5-2	Michigan	W	7-4
5-8	Michigan	W	9-1
5-8	at Indiana	L	3-2
5-9	at Indiana	L	7-4
5-9	at Indiana	L	6-5
5-15	at Wisconsin	L	6-3
5-16	at Northwestern	L	14-9
5-16	at Northwestern	L	4-3
5-22	Illinois	L	3-1
5-23	Purdue	L	2-0
5-23	Purdue	W	8-2

1960

Overall Record: 21-7-2

Big Ten Record: 6-4 (2nd)

Date	Opponent	Result	Score
3-19	vs. Georgia	W	10-3
3-19	at Florida State	W	14-7
3-21	at Rollins	T	4-4
3-22	vs. Amherst	L	12-3
3-22	at Rollins	L	8-1
3-23	vs. Amherst	W	14-2
3-24	vs. South Carolina	W	9-2
3-25	at Rollins	T	2-2
3-25	vs. Amherst	W	7-3
4-1	Kent State	W	7-4
4-2	Kent State	W	5-1
4-2	Kent State	L	6-5
4-12	Western Michigan	W	6-1
4-12	Western Michigan	W	5-3
4-15	at Pittsburgh	W	1-0
4-16	at Pittsburgh	W	3-2
4-16	at Pittsburgh	W	1-2
4-22	Xavier	W	13-0
4-23	Xavier	W	18-14
4-23	Xavier	W	9-1
4-29	at Illinois	W	9-0
5-6	Minnesota	L	8-6
5-13	at Michigan State	L	4-2
5-14	at Michigan	L	6-3
5-21	Indiana	W	4-2
5-21	Indiana	L	10-3
5-21	Indiana	W	3-2
5-21	Indiana	W	11-8
5-28	Northwestern	W	4-2
5-28	Northwestern	W	9-4

1961

Overall Record: 12-11-1

Big Ten Record: 4-8 (7th)

Date	Opponent	Result	Score
3-20	vs. Miami (Fla.)	T	2-2
3-22	vs. Miami (Fla.)	W	6-4
3-23	at Rollins	W	2-1
3-24	at Rollins	L	10-7
4-8	Xavier	W	15-4
4-8	Xavier	W	8-0
4-11	at Miami (Ohio)	W	3-2
4-14	Cincinnati	W	3-0
4-15	Cincinnati	L	7-5
4-15	Cincinnati	W	9-3
4-21	Purdue	W	4-2
4-28	at Iowa	L	6-5
4-29	at Minnesota	L	13-10
4-29	at Minnesota	L	4-3
5-2	at Western Michigan	L	10-6
5-6	Michigan State	W	7-6
5-6	Michigan State	L	9-3
5-12	at Indiana	L	2-0
5-13	at Indiana	L	14-8
5-13	at Indiana	L	7-6
5-19	at Northwestern	W	8-4
5-20	at Wisconsin	W	8-5
5-20	at Wisconsin	L	3-2

1962

Overall Record: 19-14

Big Ten Record: 9-5 (3rd)

Date	Opponent	Result	Score
3-17	at Jacksonville	W	1-0
3-17	at Jacksonville	L	4-1
3-19	at Miami (Fla.)	L	4-1
3-20	at Miami (Fla.)	W	12-8
3-21	at Miami (Fla.)	L	7-3
3-22	at Rollins	L	8-3
3-23	at Rollins	L	4-1
3-24	at Rollins	W	10-9
4-6	Cincinnati	W	1-0
4-7	Cincinnati	W	5-1
4-7	Cincinnati	W	12-5
4-10	Miami (Ohio)	W	6-1
4-14	Bowling Green	W	7-2
4-14	Bowling Green	W	7-3
4-14	Bowling Green	L	7-2
4-16	at Ohio	L	18-0
4-20	Wisconsin	W	1-0
4-21	Northwestern	W	27-12
4-21	Northwestern	L	6-5
4-27	at Illinois	L	8-0
4-28	at Purdue	W	8-0
4-28	at Purdue	W	5-2
4-30	Western Michigan	W	7-3
4-30	Western Michigan	L	9-8
5-4	Minnesota	W	12-11
5-5	Iowa	W	8-1
5-5	Iowa	W	7-4
5-11	at Michigan State	W	6-3
5-12	at Michigan	L	5-4
5-12	at Michigan	L	12-2
5-18	Indiana	L	4-2
5-19	Indiana	W	10-9

1963

Overall Record: 23-13-1

Big Ten Record: 9-6 (3rd)

Date	Opponent	Result	Score
3-16	at Miami (Fla.)	W	4-3
3-18	at Tampa	L	8-2
3-18	at Tampa	W	10-3
3-19	vs. Georgia Tech	L	9-8
3-20	vs. Georgia Tech	W	5-0
3-20	at Rollins	T	2-2
3-21	at Rollins	L	4-1
3-22	at Rollins	W	4-0
3-23	at Rollins	L	1-0
3-29	Kent State	W	5-3
3-29	Kent State	W	3-0
3-29	Kent State	W	4-3
4-2	Ohio	W	15-3
4-5	Bowling Green	W	9-0
4-6	Bowling Green	L	5-4
4-6	Bowling Green	W	13-2
4-12	at Western Michigan	L	6-2
4-13	at Western Michigan	W	9-3
4-13	at Western Michigan	L	5-4
4-20	Cincinnati	W	5-1
4-20	Cincinnati	W	5-1
4-26	at Wisconsin	L	4-1
4-27	at Northwestern	W	5-1
4-27	at Northwestern	W	6-2
5-3	Illinois	W	4-3
5-4	Purdue	W	18-10
5-4	Purdue	W	4-1
5-10	at Minnesota	L	11-9
5-11	at Iowa	L	11-3
5-17	Michigan State	W	5-2



RESULTS BY YEAR

4-22	Southern Illinois	L	3-2
	Southern Illinois	L	7-5
	Southern Illinois	W	12-0
4-25	at Bowling Green	T	6-6
4-28	at Indiana	L	2-1
4-29	at Indiana	L	5-0
5-5	at Wisconsin	W	4-1
	at Wisconsin	L	3-2
5-6	at Northwestern	W	5-0
	at Northwestern	W	1-0
5-12	Illinois	W	3-2
	Illinois	W	6-2
5-13	Purdue	W	3-0
	Purdue	W	7-1
5-19	at Minnesota	L	7-0
	at Minnesota	W	12-9
5-20	at Iowa	W	2-1
	at Iowa	W	1-0
5-25	vs. Valparaiso *	W	3-2
5-26	at Southern Illinois *	W	5-4
5-27	vs. Western Michigan *	L	5-4
	vs. Western Michigan *	W	5-4
6-12	vs. Auburn •	L	1-0
6-13	vs. Houston •	L	7-6

1968
Overall Record: 16-20
Big Ten Record: 6-8 (5th)

Date	Opponent	Result	Score
	vs. Michigan State	L	9-4
	vs. Rutgers	W	4-3
	at Miami (Fla.)	W	3-1
	vs. Michigan State	L	6-2
	at Miami (Fla.)	W	3-1
	vs. Army	L	4-3
	vs. Western Michigan	L	1-0
	vs. Michigan State	L	9-7
3-20	Ohio	L	6-5
	Ohio	W	3-2
4-2	Bowling Green	W	10-0
4-5	Western Michigan	L	7-5
4-6	Western Michigan	L	8-6
	Western Michigan	L	8-6
4-12	Cincinnati	W	2-0
	Cincinnati	W	9-0
4-13	at Pittsburgh	W	7-1
	at Pittsburgh	W	5-0
4-20	at Southern Illinois	L	8-1
	at Southern Illinois	L	12-4
4-21	at Southern Illinois	L	3-1
	at Southern Illinois	W	7-0
4-26	Iowa	W	5-3
	Iowa	L	2-0
4-27	Minnesota	L	5-3
	Minnesota	W	5-0
5-3	at Michigan	L	6-3
	at Michigan	L	8-3
5-4	at Michigan State	L	4-0
	at Michigan State	L	8-2
5-10	Indiana	L	5-3
5-17	Northwestern	W	6-3
	Northwestern	W	2-1
5-18	Wisconsin	L	4-2
	Wisconsin	W	13-2
5-25	at Illinois	W	3-2

1969
Overall Record: 16-15
Big Ten Record: 9-7 (3rd)

Date	Opponent	Result	Score
3-17	at Northern Arizona	L	11-7
3-17	at Arizona State	W	10-5
3-18	at Arizona State	L	2-0
3-19	at Grand Canyon	L	5-1
3-19	at Arizona State	L	5-0
3-20	at Arizona	L	8-0
3-21	at Arizona	L	7-2
4-5	at Western Michigan	L	2-1
	at Western Michigan	L	6-3
4-11	Cincinnati	W	3-2
4-12	Cincinnati	W	7-0
	Cincinnati	W	4-3
4-16	at Ohio	W	2-0
4-25	at Minnesota	L	6-1
	at Minnesota	L	8-6
4-26	at Iowa	W	4-0
	at Iowa	W	7-3
4-29	Bowling Green	W	3-0
	Bowling Green	W	3-0
5-2	Michigan	W	2-1
	Michigan	L	8-3
5-3	Michigan State	W	2-1
	Michigan State	W	7-6
5-11	at Indiana	L	6-3
	at Indiana	L	2-0
5-16	at Northwestern	W	6-2
	at Northwestern	W	13-2
5-23	Purdue	W	6-2
	Purdue	W	6-0

5-24	Illinois	L	4-2
	Illinois	L	4-3

1970
Overall Record: 27-8-1
Big Ten Record: 13-3 (2nd)

Date	Opponent	Result	Score
3-21	vs. Army	W	6-4
3-22	vs. Army	W	7-1
3-23	vs. Michigan State	T	3-3
3-24	vs. Penn State	W	1-0
3-25	at Miami (Fla.)	W	12-5
3-26	vs. Connecticut	L	1-0
3-27	vs. Rutgers	W	8-2
3-28	vs. Michigan State	W	8-0
4-4	Western Michigan	L	4-1
	Western Michigan	L	5-1
	Western Michigan	W	5-3
4-10	Cincinnati	W	7-2
4-11	Cincinnati	W	2-0
	Cincinnati	L	5-1
4-14	Ohio	W	4-3
4-17	at Ball State	W	14-7
	at Ball State	W	4-3
4-18	at Ball State	L	3-2
	at Ball State	W	7-2
4-24	at Illinois	W	4-0
	at Illinois	W	5-2
4-25	at Purdue	W	6-3
	at Purdue	W	6-1
4-28	at Bowling Green	W	13-4
5-1	Minnesota	W	11-10
	Minnesota	W	7-6
5-2	Iowa	W	3-1
	Iowa	W	8-0
5-16	at Indiana	W	2-0
	at Indiana	W	4-1
5-22	Wisconsin	W	8-7
	Wisconsin	W	5-3
5-23	Northwestern	W	4-2
	Northwestern	L	5-0
5-30	at Michigan State	L	2-1
	at Michigan State	L	5-3

1971
Overall Record: 13-21
Big Ten Record: 5-11 (8th)

Date	Opponent	Result	Score
3-21	at Florida State	W	4-0
3-22	at Florida State	W	9-1
3-22	vs. Rutgers	L	5-4
3-23	at Miami (Fla.)	L	7-6
3-24	vs. Michigan State	L	5-2
3-25	at Miami (Fla.)	L	12-2
3-26	vs. Michigan State	L	11-1
3-27	vs. Rutgers	L	7-6
4-9	at Cincinnati	W	6-5
4-10	at Cincinnati	L	10-9
	at Cincinnati	L	3-0
4-13	at Ohio	L	7-3
4-16	Ball State	W	15-3
	Ball State	L	7-2
4-17	Ball State	W	7-6
	Ball State	W	4-1
4-23	Illinois	L	8-7
	Illinois	W	3-2
4-24	Purdue	W	12-7
	Purdue	W	6-5
4-27	Bowling Green	W	10-7
	Bowling Green	W	10-1
4-30	at Minnesota	L	5-4
	at Minnesota	L	12-3
5-1	at Iowa	L	7-3
	at Iowa	L	6-0
5-8	Michigan	L	9-2
	Michigan	L	2-1
5-15	at Indiana	L	8-7
	at Indiana	W	5-1
5-21	at Wisconsin	L	3-1
	at Wisconsin	W	6-3
5-22	at Northwestern	L	5-2
	at Northwestern	L	3-2

1972
Overall Record: 11-25
Big Ten Record: 6-10 (7th)

Date	Opponent	Result	Score
3-18	vs. North Carolina	L	6-3
3-18	at Florida	L	8-7
3-19	at Florida	L	5-1
3-20	at Miami (Fla.)	L	13-3
3-21	vs. Southern Illinois	W	4-1
3-22	vs. Michigan State	L	14-4
3-23	at Miami (Fla.)	W	7-4
3-24	vs. Southern Illinois	L	6-3
3-25	vs. Michigan State	L	13-5
3-26	vs. Lafayette	L	10-1
4-1	at Dayton	W	19-1
4-11	Ohio	W	5-0
	Ohio	L	6-4
4-14	Iowa	W	3-2

4-15	Iowa	L	9-3
	Minnesota	L	3-1
	Minnesota	W	11-5
4-22	at Illinois	L	2-1
	at Illinois	L	7-1
4-25	at Bowling Green	L	4-0
	at Bowling Green	L	1-0
4-28	Northwestern	L	12-1
	Northwestern	W	5-0
4-29	Wisconsin	L	3-1
	Wisconsin	W	4-1
5-2	Kent State	L	10-4
5-5	at Southern Illinois	L	6-4
	at Southern Illinois	W	9-6
5-6	at Southern Illinois	L	11-10
	at Southern Illinois	L	8-5
5-12	at Michigan	L	7-0
	at Michigan	L	12-0
5-13	at Michigan State	L	10-5
	at Michigan State	L	6-5
5-20	Indiana	W	5-4
	Indiana	W	4-1

1973
Overall Record: 22-14-1
Big Ten Record: 11-7 (3rd)

Date	Opponent	Result	Score
3-17	at Stetson	W	2-0
	at Stetson	L	2-1
3-18	at Eckard	W	7-2
3-19	at Miami (Fla.)	L	6-5
3-20	vs. Michigan State	W	23-12
3-22	vs. Cornell	T	1-1
3-23	vs. Cornell	W	4-2
3-24	at Miami (Fla.)	L	10-4
3-25	vs. Michigan State	L	11-2
3-26	vs. Michigan State	L	1-0
3-30	at Eastern Kentucky	W	2-1
	at Eastern Kentucky	L	5-2
3-31	at Eastern Kentucky	W	5-2
	at Eastern Kentucky	W	9-0
4-7	Dayton	W	5-1
4-13	at Northwestern	W	4-3
	at Northwestern	W	4-1
4-14	vs. Wisconsin	W	15-7
	vs. Wisconsin	L	6-1
4-20	Purdue	L	7-5
	Purdue	W	6-3
4-21	Illinois	W	8-4
	Illinois	L	9-5
4-27	at Iowa	W	8-5
	at Iowa	W	12-1
4-28	at Minnesota	L	7-2
	at Minnesota	L	12-0
5-1	at Kent State	W	14-2
	at Kent State	W	3-1
5-5	Xavier	W	3-2
	Xavier	L	6-3
5-11	Michigan	L	9-6
	Michigan	L	10-3
5-12	Michigan State	W	10-2
	Michigan State	W	8-2
5-19	at Indiana	W	5-2
	at Indiana	W	8-7

1974
Overall Record: 14-24
Big Ten Record: 6-12 (9th)

Date	Opponent	Result	Score
3-15	vs. Middle Tennessee	W	3-1
	vs. Middle Tennessee	W	3-2
3-18	vs. Buffalo	W	5-1
3-18	vs. Michigan State	L	5-3
3-19	at Miami (Fla.)	L	16-1
3-20	vs. Michigan State	L	7-4
3-21	vs. Seton Hall	W	8-4
3-22	at Miami (Fla.)	L	5-0
3-23	vs. Seton Hall	L	7-6
3-30	Eastern Kentucky	W	3-2
4-6	Ohio	W	2-1
	Ohio	L	3-1
4-7	Ohio	L	10-8
	Ohio	L	2-0
4-12	Wisconsin	L	7-4
	Wisconsin	L	4-1
4-13	Northwestern	L	6-1
	Northwestern	W	21-1
4-19	at Illinois	W	5-4
	at Illinois	L	6-1
4-20	at Purdue	W	7-0
	at Purdue	L	6-3
4-26	Minnesota	L	10-0
	Minnesota	L	8-2
4-27	Iowa	L	5-0
	Iowa	W	1-0
5-1	at Kent State	W	9-3
	at Kent State	L	3-1
5-4	at Cincinnati	W	8-1
	at Cincinnati	W	6-2
5-7	at Bowling Green	L	8-1
	at Bowling Green	L	4-2

5-10	at Michigan State	L	10-7
	at Michigan State	W	2-1
5-12	at Michigan	L	3-1
	at Michigan	L	3-0
5-15	Indiana	W	2-1
	Indiana	L	11-4

1975
Overall Record: 17-22-1
Big Ten Record: 7-10 (6th)

Date	Opponent	Result	Score
3-21	at Vanderbilt	W	20-3
	at Vanderbilt	W	9-3
3-24	vs. Tennessee	W	9-5
	at Rollins	L	8-0
3-26	vs. Princeton	W	7-0
3-27	vs. Tennessee	L	7-2
3-28	at Rollins	L	12-2
3-29	vs. Princeton	W	9-4
4-4	at Ohio	L	13-3
	at Ohio	L	2-1
4-5	at Ohio	L	11-5
	at Ohio	L	3-2
4-12	vs. Wisconsin	L	12-2
	vs. Wisconsin	L	6-5
4-13	at Northwestern	L	4-3
	at Northwestern	W	10-4
4-15	at Eastern Kentucky	L	5-4
	at Eastern Kentucky	W	12-1
4-18	Illinois	W	2-0
	Illinois	T	10-10
4-19	Purdue	W	7-5
	Purdue	L	23-17
4-25	at Minnesota	L	8-4
	at Minnesota	L	4-2
4-26	at Iowa	L	9-8
	at Iowa	W	7-6
4-29	Kent State	L	8-7
	Kent State	W	8-3
5-2	Xavier	L	2-1
	Xavier	L	3-0
5-3	Cincinnati	W	7-5
	Cincinnati	L	10-7
5-6	Bowling Green	W	3-2
	Bowling Green	W	7-4
5-9	Michigan State	L	1-0
	Michigan State	W	1-0
5-10	Michigan	L	4-0
	Michigan	W	1-0
5-17	at Indiana	L	3-0
	at Indiana	W	12-9

1976
Head Coach Dick Finn
Overall Record: 24-16
Big Ten Record: 9-7 (5th)

Date	Opponent	Result	Score
3-19	vs. Notre Dame	W	3-0
3-19	at Alabama	L	2-1
3-19	at Alabama	L	4-2
3-20	vs. Notre Dame	L	2-1
3-20	at Alabama	W	3-2
3-21	at South Alabama	W	9-2
	at South Alabama	W	10-2
3-23	at Louisiana State	L	8-6
	at Louisiana State	W	4-3
3-26	at New Orleans	L	4-2
	at New Orleans	L	4-3
4-2	Ohio	W	7-2
	Ohio	W	11-8
4-3	Ohio	W	2-1
	Ohio	W	9-8
4-10	Western Michigan	L	6-5
	Western Michigan	L	14-3
4-16	at Cincinnati	W	



RESULTS BY YEAR

at Purdue W 8-1

1979

Overall Record: 17-26-2

Big Ten Record: 10-7 (6th)

Date	Opponent	Result	Score
3-16	at Florida Southern	L	4-0
	at Florida Southern	L	6-5
3-17	at Eckerd	L	5-3
3-17	at St. Leo	L	12-3
3-19	vs. Seton Hall	L	15-10
3-19	at Stetson	L	17-1
3-20	vs. Maryland	W	4-2
3-21	at Rollins	L	10-5
3-22	vs. Seton Hall	L	10-1
3-23	vs. Maryland	T	2-2
3-23	at Florida	L	10-3
3-24	at Rollins	L	5-2
4-1	Ohio	L	7-2
	Ohio	L	8-0
4-3	Wright State	L	2-1
	Wright State	T	1-1
4-7	Western Michigan	L	3-1
	Western Michigan	L	9-2
4-10	at Miami (Ohio)	L	6-0
	at Miami (Ohio)	L	5-0
4-14	Xavier	W	5-2
	Xavier	W	7-3
4-21	at Iowa	W	7-2
	at Iowa	L	2-1
4-22	at Northwestern	W	8-0
	at Northwestern	L	1-0
4-25	Bowling Green	W	7-3
	Bowling Green	L	12-6
4-28	at Indiana	W	10-4
	at Indiana	W	7-6
5-1	vs. Detroit	L	4-0
5-1	at Toledo	W	4-1
5-4	Michigan State	W	5-0
5-5	Michigan	L	7-0
	Michigan	W	6-5
5-8	Kent State	W	8-6
	Kent State	W	8-4
5-12	at Minnesota	W	6-1
	at Minnesota	L	4-3
5-13	at Wisconsin	L	3-2
	at Wisconsin	L	4-1
5-19	Illinois	W	8-1
	Illinois	W	11-10
5-20	Purdue	W	7-4
	Purdue	L	5-4

1980

Overall Record: 18-25

Big Ten Record: 6-10 (16th)

Date	Opponent	Result	Score
3-22	at West Carolina	W	10-2
3-23	at Newberry	W	5-3
3-25	at Clemson	L	4-1
3-26	at Clemson	L	2-0
3-27	at Clemson	L	6-0
	at Clemson	L	8-3
3-29	at South Carolina	L	1-0
	at South Carolina	L	9-3
4-5	at Ohio	W	8-5
	at Ohio	W	12-1
4-8	Miami (Ohio)	L	7-3
4-11	at Western Michigan	L	4-3
	at Western Michigan	W	4-2
4-12	at Western Michigan	L	8-1
	at Western Michigan	L	4-2
4-16	Cleveland State	W	12-0
4-18	Indiana	W	3-0
	Indiana	W	5-1
4-20	Akron	W	3-2
	Akron	W	19-3
4-22	at Kent State	L	10-9
	at Kent State	W	9-3
4-26	Northwestern	L	8-4
	Northwestern	L	4-1
4-27	Iowa	L	6-2
	Iowa	L	9-5
4-29	at Bowling Green	L	1-0
	at Bowling Green	L	5-3
5-2	Wisconsin	W	6-5
	Wisconsin	L	4-0
5-3	Minnesota	L	8-1
	Minnesota	L	7-4
5-6	Wright State	L	9-8
	Wright State	W	9-0
5-10	at Michigan	L	4-0
	at Michigan	L	7-1
5-11	at Michigan State	L	12-4
	at Michigan State	W	9-3
5-14	Toledo	W	3-2
	Toledo	W	11-4
5-18	at Illinois	W	6-5
	at Illinois	W	13-8

1981

Overall Record: 34-18

Big Ten Record: 7-9 (3rd East)

Date	Opponent	Result	Score
3-20	at Lenoir-Rhyne	W	8-2
3-21	at Lenoir-Rhyne	W	16-9
3-23	at Clemson	L	4-2
3-24	vs. Tennessee	L	7-0
3-24	at Clemson	W	8-7
3-25	at Western Carolina	L	12-11
3-26	at Western Carolina	W	32-16
3-27	at South Carolina	L	9-1
3-28	at South Carolina	W	12-6
3-31	at Cincinnati	W	18-3
4-1	at Capital	W	12-9
4-2	Cleveland State	W	9-8
4-5	Western Michigan	L	9-5
	Western Michigan	W	11-4
4-7	Akron	W	9-8
4-8	at Ohio	W	15-10
	at Ohio	W	18-6
4-9	at Capital	W	16-4
4-11	Michigan	L	7-2
4-12	Michigan	W	7-3
	Michigan	L	8-3
4-13	Michigan	L	4-2
4-14	Otterbein	W	14-9
4-15	Cincinnati	W	6-4
4-16	at Wittenberg	W	9-1
4-17	Wright State	W	7-3
	Wright State	W	16-5
4-20	at Cleveland State	W	6-0
	at Cleveland State	L	4-0
4-21	Ohio	L	8-5
4-22	Kent State	W	5-2
	Kent State	W	9-4
4-25	at Purdue	L	8-3
	at Purdue	W	5-1
4-26	at Purdue	L	3-1
	at Purdue	L	12-5
4-29	at Wright State	W	6-3
	at Wright State	W	6-2
4-30	Otterbein	W	5-1
5-2	at Michigan State	W	6-0
	at Michigan State	W	11-5
5-3	at Michigan State	L	8-6
	at Michigan State	L	7-6
5-4	Ashland	W	5-4
5-5	Bowling Green	W	3-2
	Bowling Green	W	4-1
5-7	Indiana	W	8-4
	Indiana	W	3-2
5-8	Indiana	W	5-4
	Indiana	L	7-5
5-12	at Toledo	L	6-0
	at Toledo	L	5-4

1982

Overall Record: 45-14-1

Big Ten Rec: 13-3 (1st East/2nd)

Date	Opponent	Result	Score
3-19	at Lenoir-Rhyne	W	12-0
3-20	at Lenoir-Rhyne	W	6-1
3-22	at Western Carolina	W	8-7
3-23	at Western Carolina	L	13-4
3-24	at Clemson	W	7-2
3-25	at Clemson	L	7-1
3-26	at South Carolina	L	19-1
3-27	at South Carolina	L	8-6

3-29	Ashland	W	6-2
3-30	at Cincinnati	W	12-3
4-1	at Capital	W	11-5
4-2	Otterbein	W	10-8
4-3	at Ohio	W	9-6
	at Ohio	W	9-2
4-8	Otterbein	L	3-2
4-12	Ohio Dominican	W	18-5
4-13	at Bowling Green	W	4-1
	at Bowling Green	T	3-3
4-14	Defiance	W	6-3
4-15	Wright State	W	12-6
4-17	at Indiana	W	11-6
	at Indiana	W	4-3
4-18	at Indiana	W	8-4
	at Indiana	W	12-5
4-20	Cincinnati	W	17-9
4-21	at Akron	L	6-5
	at Akron	W	7-2
4-22	at Otterbein	W	18-5
4-24	Purdue	W	4-3
	Purdue	W	16-1
4-25	Purdue	W	7-6
	Purdue	W	8-2
4-27	Denison	W	12-2
4-28	at Wright State	W	6-5
	at Wright State	L	22-6
4-29	Wittenberg	W	7-5
5-1	at Michigan	W	6-4
	at Michigan	L	4-2
5-2	at Michigan	L	3-2
	at Michigan	W	12-4
5-5	Toledo	W	4-1
	Toledo	W	21-15
5-6	at Ashland	W	16-3
5-8	Michigan State	W	12-5
	Michigan State	L	7-3
5-9	Michigan State	W	7-1
	Michigan State	W	3-2
5-11	Ohio Northern	W	17-8
5-12	at Kent State	W	5-2
	at Kent State	W	8-4
5-15	at Cleveland State	W	6-0
	at Cleveland State	W	5-1
5-16	Cleveland State	W	9-7
	Cleveland State	W	9-4
5-21	vs. Minnesota @	W	5-3
5-22	vs. Michigan @	W	7-2
5-23	vs. Minnesota @	L	8-7
5-23	vs. Minnesota @	L	7-5
5-28	vs. Oklahoma *	L	5-2
5-29	vs. Florida State *	L	8-3
	@Big Ten Playoffs, Champaign, Ill.; *NCAA Central Regional, Austin, Texas		

1983

Overall Record: 24-21

Big Ten Record: 3-9 (5th East)

Date	Opponent	Result	Score
3-20	at Western Carolina	W	4-3
	at Western Carolina	L	9-8
3-22	at Western Carolina	L	9-8
	at Western Carolina	W	24-4
3-23	at Clemson	L	10-1
3-25	at South Carolina	L	7-6
	at South Carolina	L	7-6
3-26	at South Carolina	W	3-2
3-29	at Cincinnati	W	6-5

3-30	Ohio Dominican	W	17-5
4-1	Ohio	L	8-7
4-2	at Ohio	L	6-2
4-5	Otterbein	W	9-3
4-12	Toledo	W	3-2
	Toledo	L	3-2
4-16	at Michigan State	L	4-0
	at Michigan State	W	3-1
4-19	at Otterbein	L	6-4
4-20	Kent State	W	17-4
	Kent State	W	11-8
4-21	Defiance	W	15-8
4-23	at Purdue	L	2-1
	at Purdue	L	10-6
4-24	at Purdue	W	15-6
	at Purdue	L	9-5
4-26	Ashland	W	16-7
4-27	at Wright State	L	6-5
	at Wright State	W	14-2
4-28	Otterbein	W	24-9
4-30	Michigan	L	10-3
	Michigan	W	1-0
5-1	Michigan	L	11-2
	Michigan	L	17-11
5-4	at Wittenberg	W	12-8
5-5	Cincinnati	W	18-7
5-6	Cleveland State	L	7-2
	Cleveland State	W	11-0
5-7	at Cleveland State	W	2-1
	at Cleveland State	W	5-3
5-9	at Ohio Northern	W	7-0
5-10	Bowling Green	L	12-11
	Bowling Green	W	6-3
5-11	at Capital	W	7-1
5-14	Indiana	L	7-5
	Indiana	L	14-3

1984

Overall Record: 30-17-1

Big Ten Record: 8-8 (3rd East)

Date	Opponent	Result	Score
3-16	at Birmingham Southern	W	3-2
3-17	at Birmingham Southern	W	11-6
3-18	at Alabama-Birmingham	W	10-9
3-19	at Alabama-Birmingham	L	11-3
3-21	at Georgia Tech	L	18-4
	at Georgia Tech	L	14-5
3-22	at South Carolina	W	8-4
3-23	at South Carolina	L	8-1
3-24	at South Carolina	L	4-3
3-26	Capital	W	9-4
3-27	at Cincinnati	T	6-6
3-31	Ohio	W	8-1
	Ohio	W	2-1
4-1	Ohio	W	8-6
	Ohio	W	16-3
4-2	at Ohio Dominican	W	16-5
4-7	Cleveland State	W	3-2
	Cleveland State	W	13-0
4-8	Cleveland State	W	8-7
	Cleveland State	W	10-3
4-10	Toledo	W	10-6
	Toledo	W	8-5
4-11	Wittenberg	W	5-0
4-14	Michigan State	W	4-3
	Michigan State	L	8-7
4-15	Michigan State	W	15-8
	Michigan State	W	8-6

4-20	Purdue	W	7-4
	Purdue	L	7-4
4-21	Purdue	L	3-0
	Purdue	W	4-3
4-24	Xavier	W	9-3
4-25	at Wright State	L	11-10
4-26	Ohio Wesleyan	W	14-6
4-28	at Michigan	L	3-2
	at Michigan	L	2-0
4-30	at Michigan	L	3-1
	at Michigan	W	8-4
5-1	at Akron	L	7-6
5-2	Cincinnati	W	15-6
5-5	at Western Michigan	L	5-4
	at Western Michigan	L	2-1
5-7	Defiance	W	6-3
5-8	Otterbein	W	13-3
5-12	at Indiana	W	5-3
	at Indiana	L	3-2
5-14	at Indiana	W	6-3
	at Indiana	L	12-0

1985

Overall Record: 29-24

Big Ten Rec: 8-8 (2nd East/2nd)

Date	Opponent	Result	Score
3-24	at Jacksonville State	W	6-4
3-25	at Jacksonville State	W	11-5
3-26	at Alabama-Birmingham	L	10-5
3-27	at Alabama-Birmingham	L	6-3
3-28	at South Carolina	L	17-4
3-29	at South Carolina	W	14-7
3-30	at South Carolina	L	6-3
4-2	Cincinnati	W	17-11
4-3	at Ohio	W	15-2
	at Ohio	W	5-2
4-5	Cleveland State	L	3-1
	Cleveland State	W	11-4
4-6	Cleveland State	W	20-9
4-10	Ohio	W	7-5
	Ohio	W	10-5
4-			



RESULTS BY YEAR

5-8	Bowling Green	L	7-6
5-8	Wright State	W	12-1
5-9	at Ohio Wesleyan	W	9-8
5-11	Indiana	W	3-1
5-11	Indiana	W	9-8
5-12	Indiana	L	9-8
5-12	Indiana	L	6-3
5-17	vs. Illinois @	W	3-2
5-18	vs. Minnesota @	L	8-5
5-18	vs. Michigan @	W	3-1
5-19	vs. Minnesota @	L	5-3

1986
Overall Record: 21-27-1
Big Ten Record: 4-12 (5th East)

Date	Opponent	Result	Score
3-21	at Florida Southern	L	6-0
3-22	at Rollins	W	11-2
3-22	vs. Princeton	L	11-8
3-23	at Rollins	W	4-3
3-24	vs. St. Xavier	L	7-1
3-25	at Florida	L	18-6
3-26	at Florida	L	5-0
3-27	vs. St. Xavier	L	9-4
3-28	at Central Florida	L	12-5
3-29	at Central Florida	L	7-2
4-1	at Cincinnati	W	5-3
4-2	Ohio	L	3-2
4-4	Ohio	L	4-1
4-4	Western Michigan	L	11-6
4-5	Western Michigan	L	7-1
4-5	Western Michigan	W	12-5
4-5	Western Michigan	L	10-8
4-8	Toledo	W	8-3
4-8	Toledo	W	3-2
4-10	at Ohio Dominican	W	16-8
4-12	at Indiana	L	1-0
4-12	at Indiana	L	3-1
4-13	at Indiana	L	5-4
4-13	at Indiana	W	6-4
4-15	at Wright State	L	4-2
4-17	Akron	W	6-0
4-18	at Ohio Northern	W	6-0
4-19	Geneva	W	12-3
4-19	Geneva	W	8-1
4-23	Xavier	W	10-6
4-24	Defiance	W	17-7
4-25	Michigan State	L	7-2
4-25	Michigan State	L	6-5
4-27	Michigan State	W	5-4
4-27	Michigan State	W	7-6
4-29	at Akron	L	12-5
4-30	Cincinnati	W	7-6
5-2	Purdue	L	7-5
5-2	Purdue	W	9-1
5-3	Purdue	L	10-4
5-3	Purdue	L	5-4
5-6	at Bowling Green	W	11-0
5-6	at Bowling Green	T	7-7
5-7	Wright State	W	7-5
5-8	Ohio Wesleyan	W	19-5
5-10	at Michigan	L	6-1
5-10	at Michigan	L	4-1

5-11 at Michigan L 7-3
 at Michigan L 5-4

1987
Overall Record: 19-27
Big Ten Record: 4-12 (5th East)

Date	Opponent	Result	Score
3-20	at Rollins	W	11-9
3-21	at Florida Southern	L	21-5
3-22	at Florida Southern	L	7-1
3-23	vs. Ohio	L	10-1
3-23	at Stetson	L	16-3
3-24	vs. St. Xavier	W	8-1
3-25	at Stetson	L	10-6
3-25	vs. Ohio	W	6-5
4-1	at Ohio	W	7-2
4-1	at Ohio	L	5-0
4-7	Cleveland State	W	7-4
4-8	at Toledo	W	2-0
4-8	at Toledo	W	3-2
4-11	Wright State	W	10-4
4-11	Wright State	L	10-9
4-12	at Wright State	L	5-1
4-12	at Wright State	L	12-10
4-14	at Xavier	W	9-2
4-14	at Xavier	W	8-7
4-15	Bowling Green	L	7-5
4-15	Bowling Green	W	6-5
4-18	Michigan	L	1-0
4-18	Michigan	L	6-5
4-19	Michigan	L	3-0
4-19	Michigan	L	6-4
4-21	at Ohio Wesleyan	W	11-5
4-22	at Kent State	L	12-3
4-22	at Kent State	L	4-3
4-25	at Michigan State	W	6-0
4-25	at Michigan State	W	5-3
4-26	at Michigan State	L	5-2
4-26	at Michigan State	L	7-4
4-28	Akron	W	13-4
4-28	Akron	W	11-9
5-1	at Purdue	L	4-1
5-1	at Purdue	L	2-1
5-2	at Purdue	L	7-6
5-2	at Purdue	L	6-5
5-5	Ohio	L	3-1
5-5	Ohio	W	2-1
5-6	at Cincinnati	L	4-3
5-6	at Cincinnati	L	3-1
5-9	Indiana	W	18-5
5-9	Indiana	W	16-6
5-10	Indiana	L	14-10
5-10	Indiana	L	6-4

1988
Head Coach Bob Todd
Overall Record: 32-28
Big Ten Rec: 16-12 (13rd/4th)

Date	Opponent	Result	Score
2-27	at Louisville	L	4-2
2-27	at Louisville	W	16-2
2-28	at Louisville	W	14-1
3-5	at Eastern Kentucky	W	5-3
3-5	at Eastern Kentucky	L	6-5

3-6	at Eastern Kentucky	W	7-4
3-6	at Eastern Kentucky	L	12-4
3-9	Akron	W	21-5
3-9	Akron	W	5-2
3-19	at South Carolina	W	16-8
3-20	at South Carolina	L	9-3
3-20	at South Carolina	L	8-7
3-21	at Georgia Tech	L	16-5
3-22	at Georgia Tech	L	7-5
3-23	at Georgia Tech	L	10-4
3-24	at Clemson	L	11-4
3-26	at Clemson	W	7-1
3-26	at Clemson	L	4-3
3-30	at Ohio	W	10-3
3-30	at Ohio	L	3-2
4-2	at Illinois	L	7-5
4-2	at Illinois	L	7-4
4-3	at Illinois	L	15-4
4-3	at Illinois	W	14-6
4-5	Ohio	L	3-2
4-5	Ohio	W	11-8
4-9	Purdue	W	10-3
4-9	Purdue	W	8-7
4-10	Purdue	W	4-0
4-10	Purdue	W	10-3
4-13	at Cincinnati	W	5-4
4-13	at Cincinnati	L	4-2
4-16	Wisconsin	W	6-3
4-16	Wisconsin	W	13-9
4-17	Wisconsin	W	8-6
4-17	Wisconsin	L	16-7
4-20	Wright State	W	10-6
4-20	Wright State	W	7-6
4-23	at Indiana	W	10-6
4-23	at Indiana	L	11-2
4-24	at Indiana	L	7-6
4-24	at Indiana	W	7-3
4-27	at Bowling Green	W	9-1
4-30	at Northwestern	W	3-0
4-30	at Northwestern	W	3-2
5-1	at Northwestern	L	1-1
5-1	at Northwestern	L	2-0
5-4	Kent State	W	9-0
5-4	Kent State	L	5-3
5-7	at Michigan	W	9-2
5-7	at Michigan	W	2-1
5-8	at Michigan	W	4-3
5-8	at Michigan	L	7-3
5-11	at Cleveland State	W	6-0
5-14	Michigan State	L	4-3
5-14	Michigan State	W	3-2
5-15	Michigan State	L	18-10
5-15	Michigan State	L	8-7
5-19	at Michigan @	L	6-3
5-20	vs. Minnesota @	L	6-1

1989
Overall Record: 34-27
Big Ten Record: 16-12 (4th/3rd)

Date	Opponent	Result	Score
2-28	Dayton	W	9-3
2-28	Dayton	W	16-2
3-3	vs. Houston	L	6-4

3-3	at Louisiana-Lafayette	L	8-1
3-4	vs. Southern California	L	8-3
3-5	vs. Southern California	L	11-4
3-10	at Southern Miss	L	7-3
3-11	at Southern Miss	W	11-9
3-11	at Southern Miss	L	13-12
3-12	at Southern Miss	W	8-4
3-17	at Texas-Pan American	L	3-0
3-18	vs. Missouri Southern	W	9-4
3-20	vs. St. Francis	W	6-2
3-20	at Texas-Pan American	W	5-2
3-21	vs. South Dakota State	W	6-4
3-22	at Texas-Pan American	L	6-2
3-23	vs. South Dakota State	W	14-10
3-24	vs. St. Francis	W	8-5
3-24	at Texas-Pan American	L	3-2
3-25	vs. South Dakota State	W	9-8
3-29	Wright State	L	4-1
3-29	Wright State	L	1-0
4-1	Illinois	L	14-9
4-1	Illinois	W	13-5
4-2	Illinois	L	5-3
4-2	Illinois	W	8-0
4-9	at Purdue	W	2-0
4-9	at Purdue	L	5-4
4-10	at Purdue	L	3-2
4-10	at Purdue	W	4-3
4-12	Cincinnati	W	13-9
4-12	Cincinnati	L	5-3
4-15	at Wisconsin	L	6-3
4-15	at Wisconsin	W	9-6
4-16	at Wisconsin	W	2-1
4-17	at Wisconsin	L	9-5
4-19	Miami (Ohio)	W	16-0
4-22	Indiana	W	4-3
4-22	Indiana	W	8-3
4-23	Indiana	W	2-0
4-23	Indiana	W	5-1
4-26	Ohio	W	7-1
4-29	Northwestern	W	3-2
4-29	Northwestern	L	12-2
4-30	Northwestern	L	4-3
4-30	Northwestern	L	2-0
5-3	Kent State	W	6-1
5-3	Kent State	L	12-3
5-4	Ohio Wesleyan	W	3-2
5-7	Michigan	W	5-4
5-7	Michigan	L	19-4
5-8	Michigan	L	5-2
5-8	Michigan	L	14-2
5-10	Cleveland State	W	13-8
5-13	at Michigan State	W	4-3
5-13	at Michigan State	W	5-3
5-14	at Michigan State	W	3-1
5-14	at Michigan State	W	6-2
5-18	vs. Michigan @	L	7-1
5-19	vs. Iowa @	W	4-2
5-20	vs. Michigan @	L	6-0

1990
Overall Record: 32-29-1
Big Ten Record: 16-12 (4th/2nd)

Date	Opponent	Result	Score
4-9	Windsor (Exh.)	W	12-5
4-10	Wright State	W	12-2

3-3	at Tennessee	L	13-9
3-3	at Tennessee	W	9-8
3-4	at Tennessee	L	8-5
3-11	at Tennessee	W	1-0
3-9	at Alabama	L	9-0
3-10	vs. West Virginia	W	7-0
3-10	at Alabama	L	5-4
3-11	at Alabama	L	11-0
3-16	at Cal Poly	W	7-5
3-17	at Cal Poly	L	11-10
3-19	vs. Washington	L	8-5
3-20	vs. Oregon State	L	11-10
3-21	vs. Minnesota	T	9-9
3-22	vs. Brigham Young	L	11-7
3-23	at San Jose State	L	9-3
3-24	vs. Brigham Young	W	10-7
3-27	Cincinnati	W	9-6
3-29	Canisius	W	9-3
3-31	Wisconsin	W	3-1
3-31	Wisconsin	W	4-2
4-1	Wisconsin	W	7-4
4-1	Wisconsin	W	5-4
4-4	at Wright State	W	5-2
4-4	at Wright State	W	6-3
4-7	at Purdue	L	7-6
4-7	at Purdue	W	9-7
4-8	at Purdue	W	1-0
4-8	at Purdue	L	6-0
4-11	Youngstown State	L	15-12
4-12	Toledo	W	17-0
4-14	at Iowa	L	4-1
4-14	at Iowa	L	3-2
4-15	at Iowa	L	9-1
4-15	at Iowa	W	11-4
4-18	Dayton	W	7-3
4-18	Dayton	L	7-4
4-19	Marshall	W	9-8
4-21	Minnesota	L	4-3
4-21	Minnesota	L	6-3
4-22	Minnesota	L	7-5
4-22	Minnesota	L	8-3
4-24	Kent State	W	7-4
4-27	at Indiana	L	8-7
4-28	at Indiana	W	12-4
4-28	at Indiana	W	8-5
4-28	at Indiana	L	6-1
5-1	Ohio Wesleyan	W	9-7
5-2	at Ohio	L	4-3
5-5	Michigan State	W	4-3
5-6	Michigan State	W	3-2
5-6	Michigan State	W	9-0
5-7	Michigan State	W	8-1
5-8	Central Michigan	L	24-22
5-8	Ohio	L	4-2
5-13	at Michigan	W	15-4
5-13	at Michigan	W	7-1
5-14	at Michigan	W	10-2
5-14	at Michigan	L	5-4
5-17	at Iowa @	L	6-4
5-18	vs. Minnesota @	W	6-4
5-19	at Iowa @	W	8-5
5-19	vs. Illinois @	L	14-10

1991
Overall Record: 52-13
Big Ten Record: 20-8 (1st/1st)

Date	Opponent	Result	Score
2-21	vs. Nebraska	W	5-2
2-22	vs. Dartmouth	W	14-7
2-23	vs. Notre Dame	W	6-1
2-24	vs. Notre Dame	W	12-11
3-2	at Marshall	W	9-5
3-2	at Marshall	W	4-3
3-8	vs. Furman	W	15-0
3-9	at Alabama	W	12-6
3-9	vs. Furman	L	9-3
3-10	at Alabama	L	8-0
3-16	Youngstown State	W	9-0
3-16	Eastern Illinois	W	9-1
3-17	Eastern Illinois	W	3-1
3-17	Youngstown State	W	8-0
3-22	vs. Columbia	W	16-2
3-22	vs. Army	W	10-4
3-24	vs. Northwestern	W	8-3
3-25	at Florida Atlantic	W	6-3
3-26	at Florida Atlantic	W	7-3
3-27	vs. Eastern Connecticut St.	W	18-12
3-28	vs. Manhattan	W	15-4
3-30	Michigan	L	9-6
3-30	Michigan	W	5-4
3-31	Michigan	W	11-0
3-31	Michigan	L	12-5
4-3	Southern		



RESULTS BY YEAR

4-13	at Wisconsin	W	18-6
4-15	at Wisconsin	W	8-2
	at Wisconsin	W	3-1
	at Wisconsin	W	4-1
4-17	Canisius	W	5-1
	Canisius	W	12-0
4-19	at Minnesota	L	15-6
4-20	at Minnesota	L	7-6
	at Minnesota	L	12-5
4-21	at Minnesota	W	6-0
4-24	at Miami (Ohio)	W	6-2
4-27	Iowa	W	5-2
	Iowa	L	8-6
4-28	Iowa	W	6-3
	Iowa	W	4-2
5-1	Ohio	W	4-3
5-2	Ohio Wesleyan	W	16-7
5-4	at Michigan State	L	3-2
	at Michigan State	L	4-3
5-5	at Michigan State	W	7-3
5-6	at Michigan State	W	3-1
5-8	Ohio	W	11-3
5-10	Indiana	W	12-1
5-11	Indiana	W	4-0
	Indiana	W	4-2
5-12	Indiana	W	7-1
5-16	vs. Northwestern @	W	10-9
5-17	vs. Minnesota @	W	15-5
5-18	vs. Minnesota @	W	3-2
5-24	vs. Rider *	W	7-4
5-25	vs. California *	L	10-8
5-26	vs. East Carolina *	W	6-5
5-26	vs. California *	L	6-5

@Big Ten Playoffs, Columbus, Ohio; *-NCAA Midwest Regional, Wichita, Kan.

1992			
Overall Record: 40-21			
Big Ten Record: 20-8 (1st/4th)			
Date	Opponent	Result	Score
2-7	vs. Southern California	W	5-3
2-8	vs. South Florida	L	5-3
2-8	vs. Central Florida	W	11-8
2-9	vs. Southern California	W	8-6
2-28	vs. McNeese State	L	7-4
2-29	vs. Creighton	L	5-4
2-29	vs. Louisiana Tech	L	6-5
3-1	vs. Creighton	L	13-2
3-4	Ashland	W	26-6
3-6	at Samford	W	14-7
3-7	at Alabama-Birmingham	L	2-1
	at Alabama-Birmingham	W	7-1
3-8	at Alabama-Birmingham	L	11-10
3-14	vs. Western Illinois	W	20-8
3-15	vs. Northern Iowa	W	16-1
3-15	vs. Louisville	W	12-1
3-21	at Long Beach State	L	5-2
3-23	at Long Beach State	W	3-2
3-23	vs. Utah	W	6-3
3-24	vs. Cal State Fullerton	L	6-4
3-25	vs. Utah	W	10-7
3-27	Minnesota	L	9-6
3-28	Minnesota	W	15-7
	Minnesota	W	5-4
3-29	Minnesota	W	12-6
4-5	Illinois	W	5-4
	Illinois	W	11-5
4-6	Illinois	W	7-3
	Illinois	W	11-2
4-8	Marshall	W	22-5
4-11	at Indiana	L	6-3
	at Indiana	L	13-3
4-12	at Indiana	W	5-4
	at Indiana	L	3-2
4-15	Eastern Michigan	W	13-10
4-19	Penn State	W	5-1
	Penn State	L	9-7
4-20	Penn State	W	10-1
	Penn State	W	8-0
4-22	Ohio	W	16-2
4-25	at Iowa	L	2-0
	at Iowa	W	4-3
4-26	at Iowa	W	1-0
	at Iowa	L	7-6
4-29	Dayton	W	14-11
5-2	at Michigan	L	4-0
	at Michigan	W	8-1
5-3	at Michigan	W	3-1
	at Michigan	W	9-2
5-6	Ohio Wesleyan	W	10-3
5-7	Cleveland State	W	10-2
5-9	Michigan State	W	1-0
	Michigan State	W	3-2
5-10	Michigan State	W	4-3
	Michigan State	W	7-5
5-14	Illinois @	L	10-5
5-15	Michigan State @	L	10-7
5-21	vs. Cal St.-Fullerton *	L	3-2
5-22	vs. Louisiana St. *	W	5-0
5-23	vs. Providence *	W	7-6
5-24	vs. Cal State Fullerton *	L	13-1

@ Big Ten Playoffs, Columbus, Ohio; *-NCAA South I Regional, Baton Rouge, La.

1993			
Overall Record: 44-19			
Big Ten Record: 19-9 (1st)			
Date	Opponent	Result	Score
3-5	at William Carey	L	11-8
3-5	at Southern Miss	W	6-5
3-6	at Southern Miss	L	7-4
3-7	at Southern Miss	W	19-5
3-19	vs. Fordham	L	9-3
3-19	vs. Connecticut	W	7-3
3-20	vs. Pace	W	17-10
3-21	vs. South Alabama	L	13-5
3-21	vs. Troy State	W	10-0
3-22	vs. Cornell	W	19-0
3-23	at Florida Southern	W	12-9
3-26	at South Florida	L	3-2
3-27	at South Florida	W	12-3
3-27	vs. Cleveland State	W	8-5
3-28	vs. Cleveland State	W	9-5
3-31	Bowling Green	W	8-0
4-3	Iowa	W	6-5
	Iowa	W	4-0
4-4	Iowa	L	4-2
	Iowa	L	1-0
4-7	Madonna	W	11-10
4-10	at Michigan State	L	5-4
	at Michigan State	W	4-3
4-11	at Michigan State	W	6-1
	at Michigan State	W	4-3
4-17	at Illinois	W	5-1
	at Illinois	L	3-2
4-18	at Illinois	W	14-10
	at Illinois	W	9-3
4-21	at Ohio	W	3-1
4-22	Youngstown State	W	13-4
4-24	Indiana	W	3-0
	Indiana	W	5-4
4-26	Indiana	W	5-4
	Indiana	L	2-1
4-27	Cleveland State	W	10-1
4-28	Canisius	W	10-8
	Canisius	W	13-2
5-1	Michigan	L	2-1
	Michigan	W	3-2
5-2	Michigan	W	13-10
	Michigan	L	6-3
5-5	Ohio Wesleyan	W	7-6
5-7	at Minnesota	W	3-2
5-8	at Minnesota	W	6-1
5-9	at Minnesota	L	4-3
	at Minnesota	L	4-3
5-12	Dayton	W	17-16
5-13	Wright State	L	2-1
	Wright State	L	4-3
5-15	at Penn State	W	2-0
	at Penn State	W	6-3
5-16	at Penn State	W	6-0
	at Penn State	W	8-7
5-20	vs. Indiana @	W	3-2

5-21	vs. Minnesota @	L	11-2
5-22	vs. Indiana @	W	15-3
5-22	vs. Minnesota @	W	7-6
5-27	vs. Wichita State *	L	14-5
5-28	vs. Georgia Tech *	W	7-4
5-29	vs. East Carolina *	W	6-2
5-30	vs. Wichita State *	W	8-6
5-30	vs. Wichita State *	L	5-3

@Big Ten Playoffs, Battle Creek, Mich.; *-NCAA Atlantic Regional, Atlanta, Ga.

1994			
Overall Record: 49-9			
Big Ten Record: 25-2 (1st/1st)			
Date	Opponent	Result	Score
2-25	at Florida	W	3-2
2-26	vs. Oklahoma State	W	5-4
2-27	vs. Cal State-Northridge	L	12-4
2-27	vs. Cal State-Northridge	W	6-3
3-4	vs. Arizona	W	3-0
3-5	vs. Arizona State	L	9-6
3-6	at Minnesota	L	14-2
3-13	Youngstown	W	8-4
3-18	vs. Fordham	W	16-8
3-18	at South Florida	W	2-0
3-19	vs. Fordham	W	15-3
3-20	vs. Massachusetts	W	15-14
3-22	at Florida Southern	W	7-6
3-23	vs. Massachusetts	W	8-6
3-25	vs. Bowling Green	W	10-9
3-26	vs. Harvard	W	11-1
3-27	vs. Canisius	W	4-2
4-1	Penn State	W	12-3
4-2	Penn State	W	6-3
	Penn State	W	17-5
4-9	Illinois	W	9-2
	Illinois	L	15-4
4-10	Illinois	W	6-3
	Illinois	W	6-2
4-13	Wright State	L	17-15
4-14	Cleveland State	W	21-4
4-16	Michigan State	W	13-4
	Michigan State	W	14-5
4-17	Michigan State	W	6-4
	Michigan State	W	11-0
4-20	Toledo	W	15-7
4-21	Denison	W	13-8
4-23	at Indiana	L	8-7
	at Indiana	W	9-8
4-24	at Indiana	W	10-3
	at Indiana	W	14-6
4-27	Dayton	W	18-5
5-1	at Michigan	W	5-0
	at Michigan	W	5-4
5-2	at Michigan	W	8-2
	at Michigan	W	8-5
5-4	Ohio	W	7-2
5-8	at Northwestern	W	8-5
	at Northwestern	W	12-5
5-9	at Northwestern	W	6-2
	at Northwestern	W	13-0
5-11	at Cincinnati	W	14-4

5-14	Purdue	W	8-7
	Purdue	W	10-7
5-15	Purdue	W	9-0
	Purdue	W	8-3
5-19	vs. Michigan State @	W	12-5
5-20	vs. Minnesota @	W	6-5
5-21	vs. Michigan @	L	4-3
5-22	vs. Michigan @	W	9-7
5-26	vs. Brigham Young *	W	6-1
5-27	vs. Kansas *	L	20-6
5-28	vs. Jacksonville *	L	6-5


@Big Ten Playoffs, Battle Creek, Mich.; *-NCAA Atlantic I Regional, Tallahassee, Fla.

1995			
Overall Record: 40-23			
Big Ten Record: 18-10 (1st/1st)			
Date	Opponent	Result	Score
2-24	vs. Rider	W	13-12
2-25	vs. Auburn	L	9-5
2-26	vs. Rider	L	4-2
3-3	at William Carey	L	1-0
3-3	at Southern Miss	L	6-2
3-4	at Southern Miss	L	6-0
3-5	at Southern Miss	L	8-7
3-10	at Tennessee	L	10-3
3-11	at Tennessee	L	5-4
3-12	at Tennessee	W	7-6
3-17	vs. Seton Hall	W	8-5
3-18	vs. Canisius	W	8-7
3-18	vs. Bradley	L	8-1
3-19	vs. Northeastern Illinois	W	10-1
3-20	vs. Vermont	W	16-3
3-21	vs. Massachusetts	L	9-7
3-22	vs. Bucknell	W	24-5
3-25	at Penn State	W	7-5
	at Penn State	L	15-13
3-26	at Penn State	W	8-3
	at Penn State	L	3-1
3-29	Denison	W	12-0
4-1	Indiana	L	6-1
	Indiana	W	7-5
4-2	Indiana	L	13-7
	Indiana	W	14-7
4-5	Youngstown State	W	16-4
4-8	at Michigan State	W	4-3
	at Michigan State	W	6-0
4-10	at Michigan State	L	4-0
	at Michigan State	L	8-7
4-12	Marshall	W	9-6
4-13	at Wright State	W	16-6
4-15	at Purdue	W	1-0
	at Purdue	L	5-3
4-16	at Purdue	W	6-3
	at Purdue	L	10-1
4-19	Bowling Green	W	10-9
4-21	West Virginia	W	17-2
4-22	West Virginia	W	12-1
4-22	Appalachian State	W	7-6
4-23	Appalachian State	W	6-2
4-26	Cincinnati	W	13-7
4-29	at Illinois	W	4-1

4-30	at Illinois	L	3-1
	at Illinois	L	7-4
	at Illinois	W	3-0
5-3	Toledo	W	11-7
5-6	Northwestern	W	8-7
	Northwestern	W	3-1
5-7	Northwestern	W	4-3
	Northwestern	W	5-4
5-13	Michigan	W	7-1
	Michigan	W	18-8
5-14	Michigan	W	15-12
	Michigan	W	18-7
5-19	Purdue @	L	3-2
5-20	Northwestern @	W	16-15
5-21	Purdue @	W	8-3
	Minnesota @	W	19-13
	Minnesota @	W	11-6
5-25	vs. Texas *	L	10-5
5-26	vs. Auburn *	L	8-6

@Big Ten Tournament, Columbus, Ohio; *-NCAA Midwest II Regional, Oklahoma City, Okla.

1996			
Overall Record: 36-20			
Big Ten Record: 15-13 (6th)			
Date	Opponent	Result	Score
2-23	at McNeese State	L	14-13
2-24	vs. Louisiana Tech	W	10-3
2-25	vs. Kansas	W	17-7
3-1	at Long Beach State	W	2-1
3-2	at Long Beach State	L	10-8
	at Long Beach State	L	6-2
3-3	at Long Beach State	W	8-1
3-8	vs. Alabama-Birmingham	W	6-3
3-9	vs. Kent State	W	5-2
3-10	at Troy	L	9-4
3-15	vs. Liberty	W	13-6
3-16	vs. Campbell	W	9-5
3-17	at North Florida	W	16-5
3-19	at Jacksonville	W	13-4
3-20	vs. Akron	W	20-7
3-23	Iowa	L	5-2
	Iowa	L	8-5
3-24	Iowa	W	7-2
	Iowa	W	12-3
3-27	Ashland	L	6-3
3-28	Duquesne	W	11-6
3-30	Michigan State	W	5-2
	Michigan State	W	1-0
3-31	Michigan State	W	5-4
	Michigan State	W	16-0
4-3	Toledo	W	11-9
4-6	Indiana	L	5-4
	Indiana	W	10-1
4-7	Indiana	L	5-4
	Indiana	L	8-7
4-10	Youngstown State	L	11-9
4-13	at Illinois	L	3-2
	at Illinois	W	15-7
4-14	at Illinois	L	8-5
	at Illinois	L	4-3
4-17	Marshall	W	17-3



1994 BIG TEN CHAMPIONS (49-9 OVERALL, 25-2 BIG TEN) BEST RECORD IN THE NATION

Row 1 (from left): Student Manager Greg Miller, Joe Tomlinson, Dan Mathews, Brad Burris, Ben Volk, Jeff Fickell, Phil Vogelmeier, Pete Lenz, Chris Bailey and Student Trainer Matt Koeppinger. Row 2: Gary Jones, Mike Repasky, Jonathan Sweet, Scott Kaczmar, Volunteer Assistant Coach Nick Venuto, Head Coach Bob Todd, Assistant Coach Greg Cypret, Assistant Coach Pat Bangston, Chris Williams, Roy Marsh, Alex Eckelman and Scott Todd. Row 3: Matt Furrey, Mark Murphy, Scott Walker, Chad Hickman, Nate Conrad, Mike Stafford, Chris Granata, Jason McClean, Mike Estep, Brian Mannino, Gary Fragle and Mike Biehle. Row 4: Joe Pukansky, Aaron Vaughn, Kevan Cannon, Brian Tatum, Bob Spears



RESULTS BY YEAR

4-19	at Minnesota	L	7-5
4-20	at Minnesota	W	4-1
4-21	at Minnesota	W	10-6
4-21	at Minnesota	L	2-0
4-25	Morehead	W	15-13
4-27	IUPUI	W	11-0
	IUPUI	W	13-3
4-28	IUPUI	W	17-0
5-1	Ohio Wesleyan	W	13-3
5-4	Michigan	W	6-2
5-5	Michigan	W	15-2
5-6	Michigan	W	3-2
	Michigan	W	3-2
5-7	Dayton	W	12-4
5-9	Wright State	L	8-5
	Wright State	W	15-7
5-12	at Penn State	L	8-4
	at Penn State	L	8-4
5-13	at Penn State	W	9-5
	at Penn State	L	8-7

1997

Overall Record: 42-18

Big Ten Record: 18-10 (2nd/1st)

Date	Opponent	Result	Score
2-20	vs. Creighton	W	13-8
2-21	vs. St. Mary's	W	5-3
2-22	vs. Northeastern	W	12-4
2-23	vs. Northern Iowa	L	18-16
3-1	at Winthrop	W	8-3
3-1	at Winthrop	W	3-2
3-2	at Winthrop	W	9-7
3-2	at Winthrop	L	8-0
3-7	at South Florida	W	8-6
3-8	at South Florida	L	13-7
3-9	at South Florida	L	7-6
3-14	Eastern Michigan	W	4-1
3-16	Duquesne	W	1-0
3-16	Duquesne	W	3-2
3-21	Iowa	W	15-10
3-22	Iowa	W	2-1
3-22	Iowa	L	8-1
3-23	Iowa	W	9-2
3-26	Marshall	W	15-5
3-26	Marshall	W	20-2
3-28	at Michigan State	L	7-1
3-28	at Michigan State	W	6-1
3-29	at Michigan State	W	7-1
3-30	at Michigan State	W	4-0
4-1	Ashland	W	3-2
4-2	Wright State	W	13-1
4-4	Indiana	W	21-4
4-5	Indiana	L	12-8
4-5	Indiana	W	15-11
4-6	Indiana	W	9-8
4-9	Butler	W	9-3
4-11	at Illinois	W	3-0
4-12	at Illinois	L	2-1
4-12	at Illinois	W	3-2
4-13	at Illinois	L	11-5
4-15	Youngstown State	W	5-2
4-16	Toledo	W	12-4
4-18	Minnesota	W	11-10
4-19	Minnesota	W	7-6
4-19	Minnesota	L	3-2
4-20	Minnesota	L	13-3
4-23	Dayton	W	13-7
4-25	IUPUI	L	9-8
4-26	IUPUI	W	11-0
4-26	Cleveland State	L	5-3
4-27	Cleveland State	W	23-6
5-2	Penn State	W	12-3
5-3	Penn State	W	6-0
5-4	Penn State	W	16-6
5-4	Penn State	L	11-8
5-7	Cincinnati	W	15-2
5-9	at Michigan	L	6-2
5-10	at Michigan	W	6-3
5-10	at Michigan	L	4-3
5-11	at Michigan	W	12-0
5-15	vs. Purdue @	W	4-2
5-16	at Michigan @	W	9-2
5-17	at Michigan @	W	8-5
5-22	at Mississippi State *	L	8-5
5-23	vs. Tennessee Tech *	L	5-3

3-6	vs. Lewis & Clark State	W	11-8
3-7	at UNLV	L	9-8
3-8	at UNLV	W	18-1
3-21	vs. Fairleigh Dickinson	W	11-1
3-22	vs. Canisius	W	10-2
3-22	vs. Albright	W	20-1
3-23	vs. Central Connecticut St.	W	15-8
3-24	vs. Central Connecticut St.	W	7-3
3-27	at Northwestern	L	15-9
3-28	at Northwestern	W	12-1
3-28	at Northwestern	W	5-2
3-29	at Northwestern	L	6-4
3-31	Ohio Wesleyan	L	10-7
4-3	Michigan	W	6-4
4-4	Michigan	W	2-1
4-4	Michigan	W	3-2
4-5	Michigan	L	12-8
4-8	Youngstown State	W	7-4
4-10	Illinois	L	2-1
4-11	Illinois	L	2-1
4-11	Illinois	W	3-2
4-12	Illinois	W	8-5
4-14	Dayton	W	10-9
4-17	at Purdue	W	7-3
4-18	at Purdue	W	7-1
4-18	at Purdue	W	8-3
4-19	at Purdue	W	12-5
4-21	Ashland	W	6-5
4-22	West Virginia	W	10-4
4-24	at Penn State	W	8-2
4-25	at Penn State	W	15-11
4-25	at Penn State	L	4-2
4-29	Miami (Ohio)	W	14-0
5-1	at Indiana	W	13-4
5-2	at Indiana	L	2-0
5-2	at Indiana	L	5-3
5-3	at Indiana	W	23-15
5-6	Cleveland State	W	15-4
5-7	Pittsburgh	W	5-3
5-9	Michigan State	L	4-3
5-10	Michigan State	W	3-0
5-10	Michigan State	W	5-4
5-11	Michigan State	W	11-3
5-14	vs. Minnesota @	L	10-3
5-15	vs. Illinois @	L	9-8

3-6	vs. Lewis & Clark State	W	11-8
3-7	at UNLV	L	9-8
3-8	at UNLV	W	18-1
3-21	vs. Fairleigh Dickinson	W	11-1
3-22	vs. Canisius	W	10-2
3-22	vs. Albright	W	20-1
3-23	vs. Central Connecticut St.	W	15-8
3-24	vs. Central Connecticut St.	W	7-3
3-27	at Northwestern	L	15-9
3-28	at Northwestern	W	12-1
3-28	at Northwestern	W	5-2
3-29	at Northwestern	L	6-4
3-31	Ohio Wesleyan	L	10-7
4-3	Michigan	W	6-4
4-4	Michigan	W	2-1
4-4	Michigan	W	3-2
4-5	Michigan	L	12-8
4-8	Youngstown State	W	7-4
4-10	Illinois	L	2-1
4-11	Illinois	L	2-1
4-11	Illinois	W	3-2
4-12	Illinois	W	8-5
4-14	Dayton	W	10-9
4-17	at Purdue	W	7-3
4-18	at Purdue	W	7-1
4-18	at Purdue	W	8-3
4-19	at Purdue	W	12-5
4-21	Ashland	W	6-5
4-22	West Virginia	W	10-4
4-24	at Penn State	W	8-2
4-25	at Penn State	W	15-11
4-25	at Penn State	L	4-2
4-29	Miami (Ohio)	W	14-0
5-1	at Indiana	W	13-4
5-2	at Indiana	L	2-0
5-2	at Indiana	L	5-3
5-3	at Indiana	W	23-15
5-6	Cleveland State	W	15-4
5-7	Pittsburgh	W	5-3
5-9	Michigan State	L	4-3
5-10	Michigan State	W	3-0
5-10	Michigan State	W	5-4
5-11	Michigan State	W	11-3
5-14	vs. Minnesota @	L	10-3
5-15	vs. Illinois @	L	9-8

1999

Overall Record: 50-14

Big Ten Record: 25-3 (1st/4th)

Date	Opponent	Result	Score
2-26	vs. Kentucky	W	9-6
2-27	at Troy	W	11-8
2-28	vs. Minnesota	L	16-12
3-5	vs. East Carolina	W	10-7
3-6	vs. Georgia	W	7-2
3-6	at Miami (Fla.)	L	23-3
3-7	vs. East Carolina	W	9-3
3-12	at Houston	L	2-1
3-13	at Houston	L	6-5
3-14	at Houston	L	19-8
3-19	vs. Rider	W	9-1
3-20	vs. Liberty	W	9-1
3-20	vs. Connecticut	L	9-6
3-21	vs. Drexel	W	15-3
3-23	vs. Dartmouth	W	15-3
3-25	vs. Drexel	W	10-4
3-26	vs. Dartmouth	W	7-2
3-27	vs. Harvard	W	4-2
3-28	vs. Harvard	W	12-10
3-31	Ohio Wesleyan	W	9-1
4-2	Northwestern	W	10-4
4-3	Northwestern	W	3-0
4-3	Northwestern	W	11-6
4-4	Northwestern	W	9-4
4-7	Ashland	W	16-1
4-9	at Michigan	W	7-4
4-10	at Michigan	W	13-6
4-10	at Michigan	L	7-4
4-11	at Michigan	W	13-10
4-14	Youngstown State	W	10-9
4-16	at Illinois	W	11-8
4-17	at Illinois	W	12-10
4-17	at Illinois	W	10-4
4-18	at Illinois	W	9-6
4-21	Wright State	W	12-7
4-23	Penn State	W	4-0
4-24	Penn State	W	10-9
4-24	Penn State	W	1-0
4-25	Penn State	W	10-8
4-27	Dayton	W	3-1
4-28	Cleveland State	W	12-8
4-30	Purdue	W	7-5
5-1	Purdue	W	1-0
5-1	Purdue	W	3-0
5-2	Purdue	W	3-2
5-5	Oakland	W	11-9
5-5	Pittsburgh	W	7-1
5-7	at Michigan State	W	34-4
5-8	at Michigan State	W	11-1

5-8	at Michigan State	L	10-5
5-9	at Michigan State	W	11-4
5-12	at West Virginia	L	8-6
5-14	Indiana	W	10-2
5-15	Indiana	W	7-3
5-15	Indiana	W	7-0
5-16	Indiana	L	8-4
5-20	Michigan @	L	8-6
5-21	Minnesota @	L	10-1
5-28	Bowling Green *	W	4-1
5-29	Mississippi State *	W	6-3
5-30	Mississippi State *	W	10-7
6-4	Cal State Fullerton !	W	10-7
6-5	Cal State Fullerton !	L	11-5
6-6	Cal State Fullerton !	L	13-2

2000
Overall Record: 37-23
Big Ten Record: 15-13 (5th/3rd)

Date	Opponent	Result	Score
2-25	vs. Navy	L	4-3
2-25	vs. Notre Dame	W	5-4
2-27	vs. Memphis	W	11-4
2-28	vs. Air Force	W	5-4
3-3	vs. Xavier	W	5-0
3-4	vs. Western Michigan	W	9-6
3-4	vs. Akron	L	5-4
3-5	vs. St. John's	W	8-3
3-10	vs. Marshall	W	10-7
3-11	vs. Fairfield	W	13-6
3-11	at Winthrop	L	7-2
3-12	at Winthrop	W	7-6
3-18	vs. Oregon State	L	13-0
3-18	vs. Central Michigan	W	11-4
3-19	vs. Oregon State	W	8-3
3-19	at Texas A&M	W	8-7
3-20	vs. Central Michigan	L	3-2
3-20	at Texas A&M	L	2-1
3-22	vs. Florida International	W	2-0
3-23	vs. Vermont	W	6-4
3-24	vs. Kansas State	W	8-4
3-25	vs. Northwestern	L	7-6
3-29	Shawnee State	W	9-3
3-31	Iowa	W	2-1
4-1	Iowa	L	4-2
4-1	Iowa	L	10-4
4-2	Iowa	W	11-1
4-5	Oakland	W	12-2
4-7	at Minnesota	W	6-3
4-8	at Minnesota	W	7-3
4-8	at Minnesota	L	13-5
4-9	at Minnesota	L	7-1
4-12	Eastern Michigan	W	9-1
4-14	at Michigan	L	8-2
4-15	at Michigan	L	2-1
4-15	at Michigan	L	3-2
4-16	at Michigan	W	14-4
4-19	Dayton	L	2-1
4-21	Indiana	W	13-5
4-22	Indiana	L	9-4
4-22	Indiana	W	4-3
4-23	Indiana	W	9-3
4-26	Ohio Wesleyan	W	14-5
4-28	at Illinois	L	5-2
4-28	at Illinois	W	6-4
4-29	at Illinois	W	6-1
4-30	at Illinois	L	6-3
5-3	Youngstown State	W	6-3
5-6	at Penn State	W	8-5
5-7	at Penn State	W	9-3
5-7	at Penn State	L	4-1
5-8	at Penn State	W	9-8
5-12	Michigan State	L	8-3
5-13	Michigan State	W	2-1
5-13	Michigan State	L	6-5
5-14	Michigan State	W	7-3
5-17	vs. Penn State @	L	8-7
5-18	vs. Northwestern @	W	4-2
5-19	vs. Purdue @	W	9-8
5-20	vs. Illinois @	L	4-0

3-17	vs. Vermont	W	7-4
3-18	vs. Vermont	W	5-1
3-19	vs. Northwestern	W	5-0
3-20	vs. Fairleigh Dickinson	W	14-2
3-21	vs. Fairleigh Dickinson	W	10-2
3-22	vs. Fairleigh Dickinson	W	10-0
3-24	vs. Harvard	W	1-0
3-25	vs. Northwestern	W	10-0
3-25	vs. Harvard	W	7-5
3-28	Birmingham Southern	W	12-2
3-30	at Iowa	W	7-4
3-31	at Iowa	W	8-1
4-1	at Iowa	W	6-5
4-1	at Iowa	L	7-1
4-4	Wright State	L	6-4
4-6	Illinois	W	11-6
4-7	Illinois	W	6-5
4-7	Illinois	W	5-2
4-8	Illinois	L	9-6
4-11	Oakland	W	8-2
4-13	at Michigan State	W	10-9
4-14	at Michigan State	L	14-3
4-14	at Michigan State	W	4-0
4-15	at Michigan State	W	13-3
4-18	Youngstown State	W	4-2
4-20	Penn State	L	8-3
4-21	Penn State	L	9-4
4-22	Penn State		



RESULTS BY YEAR

Overall Record: 36-25
Big Ten Record: 19-12 (2nd/2nd)

Date	Opponent	Result	Score
2-13	vs. Texas ¹	L	6-0
2-14	vs. Kansas State ¹	L	12-6
2-15	vs. Texas Tech ¹	L	9-4
2-28	vs. Richmond ²	W	7-6
2-28	vs. Kent State ²	W	5-3
2-29	at Coastal Carolina ²	L	8-4
3-5	at North Florida ³	L	8-0
3-6	vs. Connecticut ³	W	4-3
3-7	vs. Western Michigan ³	L	4-3
3-12	vs. McNeese State ⁴	W	8-1
3-13	at South Alabama ⁴	L	7-3
3-14	vs. Winthrop ⁴	W	6-4
3-20	vs. Rider ⁵	W	8-3
3-21	vs. Rutgers ⁵	W	6-4
3-24	at Florida Atlantic ⁵	L	6-4
3-25	at Florida Atlantic ⁵	L	7-6
3-31	Eastern Michigan	L	2-1
4-2	Illinois	W	5-1
4-3	Illinois	W	14-3
4-3	Illinois	W	5-3
4-4	Illinois	L	12-4
4-7	Oakland	W	14-4
4-9	at Purdue	W	3-2
4-10	at Purdue	L	5-4
4-10	at Purdue	W	9-5
4-11	at Purdue	L	5-4
4-14	Dayton	W	4-1
4-16	at Michigan State	L	10-7
4-17	at Michigan State	W	8-7
4-17	at Michigan State	W	19-2
4-18	at Michigan State	W	12-10
4-21	Wright State	W	13-4
4-23	Michigan	L	6-1
4-24	Michigan	W	2-1
4-24	Michigan	L	8-4
4-25	Michigan	L	13-2
4-28	Bowling Green	W	8-1
4-30	at Indiana	W	11-6
5-1	at Indiana	W	9-3
5-2	at Indiana	W	8-3
5-2	at Indiana	W	8-0
5-5	Detroit	W	9-4
5-8	Penn State	W	3-1
5-9	Penn State	L	1-0
5-9	Penn State	L	6-3
5-10	Penn State	W	9-4
5-12	Akron	W	4-3
5-14	Northwestern	L	4-1
5-15	Northwestern	W	4-2
5-15	Northwestern	W	9-1
5-16	Northwestern	W	8-4
5-19	Cleveland State	L	7-2
5-21	at Minnesota	L	13-1
5-22	at Minnesota	W	10-6
5-22	at Minnesota	L	7-2
5-27	vs. Michigan @	L	10-4
5-28	vs. Michigan State @	W	8-3
5-28	vs. Purdue @	W	6-4
5-29	vs. Michigan @	W	14-2
5-29	at Minnesota @	W	3-2
5-30	at Minnesota @	L	7-3

Overall Record: 40-20
Big Ten Record: 17-12 (4th/1st)

Date	Opponent	Result	Score
2-25	vs. Middle Tennessee ¹	W	8-4
2-26	vs. Troy ¹	L	6-4
3-4	vs. Georgia ²	L	4-3
3-5	vs. North Carolina ²	W	2-1
3-6	vs. Arizona State ²	L	3-0
3-11	at North Florida	W	16-10
3-12	vs. Bradley ³	L	4-3
3-12	vs. Rider ³	W	15-9
3-18	vs. Northern Iowa ⁴	W	11-3
3-19	vs. Bucknell ⁴	W	14-3
3-20	vs. Wisconsin-Milwaukee ⁴	W	4-1
3-21	vs. Illinois-Chicago ⁵	W	4-2
3-24	vs. Cornell ⁵	W	6-4
3-25	vs. Dartmouth ⁵	W	4-1
3-25	vs. Dartmouth ⁵	W	5-3
3-26	vs. Cornell ⁵	W	11-2
3-30	Toledo	W	12-4
4-1	at Illinois	L	7-1
4-2	at Illinois	L	4-1
4-2	at Illinois	L	5-4
4-3	at Illinois	L	6-4
4-6	Oakland	L	6-5
4-8	Purdue	L	7-1
4-9	Purdue	W	6-4
4-9	Purdue	W	5-1
4-10	Purdue	W	4-2

4-13	Malone	W	15-4
4-15	Michigan State	L	2-0
4-16	Michigan State	L	12-3
4-16	Michigan State	L	8-1
4-17	Michigan State	W	8-7
4-22	at Michigan	L	11-3
4-27	Eastern Michigan	W	10-3
4-27	Eastern Michigan	W	3-2
4-29	Indiana	L	10-1
4-30	Indiana	W	3-0
4-30	Indiana	W	7-3
5-1	Indiana	W	10-8
5-4	Cleveland State	W	12-4
5-7	at Penn State	W	11-2
5-8	at Penn State	W	13-10
5-8	at Penn State	W	29-2
5-9	at Penn State	W	11-6
5-13	at Northwestern	W	7-2
5-14	at Northwestern	L	9-6
5-14	at Northwestern	W	10-2
5-15	at Northwestern	W	1-0
5-17	Miami (Ohio)	W	3-2
5-20	Minnesota	L	9-3
5-21	Minnesota	W	2-1
5-21	Minnesota	W	3-2
5-22	Minnesota	W	6-5
5-25	Michigan @	W	7-3
5-26	Purdue @	W	6-5
5-27	Minnesota @	W	15-6
5-28	Minnesota @	L	4-3
5-29	Minnesota @	W	14-6
6-3	at Oregon State *	L	4-3
6-4	vs. Virginia *	W	2-1
6-5	vs. St. John's *	L	7-1

Overall Record: 37-21
Big Ten Record: 19-12 (3rd/3rd)

Date	Opponent	Result	Score
2-24	vs. Wake Forest ¹	L	6-2
2-25	at Florida ¹	L	10-3
2-26	vs. Missouri ¹	W	4-2
3-3	vs. UNC-Greensboro ²	W	12-2
3-4	at Jacksonville ²	L	4-3
3-5	vs. Western Michigan ²	L	12-11
3-10	vs. Lehigh ⁴	W	17-10
3-10	vs. Lehigh ⁴	W	13-6
3-11	vs. Northern Iowa ⁴	W	9-6
3-12	vs. Bethune Cookman ⁴	W	9-1
3-19	vs. Massachusetts ⁵	W	14-0
3-20	vs. Cornell ⁵	W	12-4
3-21	vs. Illinois-Chicago ⁵	L	7-1
3-21	vs. Cornell ⁵	L	6-0
3-24	vs. Vermont ⁵	W	14-1
3-24	vs. Vermont ⁵	W	6-5
3-29	Toledo	W	8-5
3-31	at Iowa	W	12-5
4-1	at Iowa	L	7-1
4-1	at Iowa	W	6-4
4-2	at Iowa	W	15-1
4-5	Miami (Ohio)	W	9-2
4-7	Illinois	W	4-1
4-8	Illinois	W	8-1
4-8	Illinois	L	5-6
4-9	Illinois	W	9-1
4-12	Central Michigan	W	8-5
4-14	at Michigan	L	14-3
4-15	at Michigan	L	7-1
4-15	at Michigan	L	2-1
4-16	at Michigan	L	5-4
4-19	Oakland	W	8-2
4-21	at Indiana	W	4-3
4-22	at Indiana	L	5-3
4-22	at Indiana	W	11-4
4-23	at Indiana	W	8-6
4-26	Cleveland State	L	7-5
4-28	Purdue	W	10-5
4-29	Purdue	W	4-0
4-29	Purdue	W	4-1
4-30	Purdue	L	7-6
5-3	Eastern Michigan	W	5-2
5-5	at Michigan State ⁵	W	16-2
5-6	at Michigan State ⁵	W	12-3
5-6	at Michigan State ⁵	W	6-4
5-7	at Michigan State ⁵	L	5-2
5-12	Minnesota	W	10-2
5-13	Minnesota	L	2-1
5-13	Minnesota	L	12-3
5-17	Pittsburgh	L	7-3
5-19	Penn State	W	4-3
5-20	Penn State	L	3-2
5-20	Penn State	W	3-0
5-21	Penn State	W	12-2
5-24	Purdue @	W	2-1

Overall Record: 30-26
Big Ten Record: 15/15 (5th/6th)

Date	Opponent	Result	Score
2/22	Arkansas State ¹	W	7-3
2/23	at Memphis ¹	W	1-0
2/24	Seton Hall ¹	W	6-5
2/29	at Texas A&M	L	5-8
3/1	Louisiana Tech ²	W	7-4
3/2	Arkansas ²	L	6-8
3/7	Air Force ³	L	8-9
3/8	Maine ³	L	7-8
3/9	Connecticut ³	W	6-4
3/15	Harvard ⁴	W	9-7
3/16	Dartmouth ⁵	W	14-9

5-25	Northwestern @	W	9-0
5-26	Minnesota @	L	7-3
5-27	Michigan @	L	3-2

1-The Pepsi Baseball Classic, Gainesville, Fla.; 2-Kennel Club Classic at Univ. of North Florida, Jacksonville, Fla.; 3-Kennel Club Classic at Jacksonville University, Jacksonville, Fla.; 4-Jack Russell Stadium, Clearwater, Fla.; 5-IMG Academy, Bradenton, Fla.; 6-Oldsmobile Park, Lansing, Mich.; @Big Ten Tournament, Ann Arbor, Mich.

Overall Record: 38-24
Big Ten Record: 15-15 (6th/1st)

Date	Opponent	Result	Score
2-23	vs. James Madison ¹	W	8-6
2-24	vs. Kansas State ¹	L	5-4
2-24	vs. Kansas State ¹	L	5-2
2-25	vs. Seton Hall ¹	L	6-5
3-2	vs. Georgetown ²	W	7-5
3-4	vs. Lehigh ²	W	7-2
3-9	at North Florida ³	W	3-2
3-10	vs. Western Michigan ³	W	10-1
3-11	vs. Connecticut ³	W	2-1
3-17	vs. Bucknell ⁴	W	9-5
3-18	vs. Jacksonville State ⁴	W	8-3
3-18	vs. Dartmouth ⁴	W	6-3
3-19	vs. Yale ⁵	W	11-3
3-21	vs. Yale ⁵	W	16-10
3-22	vs. Northwestern ⁵	W	11-6
3-23	vs. Harvard ⁵	W	5-3
3-28	Toledo	W	18-5
3-30	Iowa	W	12-7
3-31	Iowa	W	6-2
3-31	Iowa	L	0-8
4-1	Iowa	W	16-7
4-8	at Illinois	L	8-5
4-8	at Illinois	W	10-7
4-13	Michigan	L	10-4
4-14	Michigan	L	12-4
4-14	Michigan	L	6-3
4-15	Michigan	L	13-3
4-18	Ball State	L	5-0
4-18	Ball State	W	3-2
4-20	Indiana	W	6-4
4-21	Indiana	W	4-3
4-21	Indiana	W	9-8
4-22	Indiana	W	11-3
4-25	Xavier	L	4-3
4-27	at Purdue	W	6-2
4-28	at Purdue	L	16-0
4-28	at Purdue	W	3-2
4-29	at Purdue	W	6-3
5-2	Akron	W	7-2
5-4	Michigan State	W	8-4
5-5	Michigan State	L	5-1
5-5	Michigan State	L	6-4
5-6	Michigan State	L	7-5
5-8	Western Carolina	L	7-3
5-9	Western Carolina	L	12-2
5-11	at Minnesota	L	6-4
5-12	at Minnesota	W	8-1
5-12	at Minnesota	W	13-1
5-13	at Minnesota	L	5-3
5-15	North Florida	W	8-7
5-16	North Florida	W	9-3
5-18	at Penn State	L	3-2
5-19	at Penn State	L	4-2
5-19	at Penn State	L	3-2
5-20	at Penn State	W	3-2
5-23	vs. Penn State @	W	10-3
5-24	at Michigan @	W	4-2
5-25	vs. Minnesota @	W	10-9
5-27	vs. Minnesota @	W	4-2
6-1	vs. Louisiana-Lafayette *	L	5-4
6-2	vs. Le Moyne *	W	6-5
6-3	at Texas A&M *	L	10-4

Overall Record: 42-19
Big Ten Record: 18-6 (1st, 3rd)

Date	Opponent	Result	Score
2-20	Notre Dame ¹	W	2-0
2-21	Connecticut ¹	W	6-4
2-22	Cincinnati ¹	W	6-5
2-27	at North Florida	W	11-6
2-28	George Mason ²	W	11-5
2-28	at North Florida	W	10-8
3-1	Connecticut ²	W	21-14
3-6	Rhode Island ³	L	6-8
3-7	Northeastern ³	W	11-8
3-7	Maine ³	L	7-10
3-8	Central Michigan ³	W	16-7
3-13	Pittsburgh ⁴	W	20-3
3-14	SIU Edwardsville ⁴	W	13-10
3-14	Maryland Balt. Co.4	W	16-9
3-15	North Dakota State ⁴	W	13-4
3-20	Indiana ³	W	2-0
3-21	Army ³	W	3-1
3-21	Army ³	W	8-4
3-22	Hartford ³	W	9-8
3-23	at Rollins College	L	1-4
3-24	at Miami	W	7-1
3-27	at Penn State	W	8-3
3-28	at Penn State	W	12-2
3-29	at Penn State	L	11-15
3-31	Xavier	W	9-7
4-1	Marshall	L	3-14
4-3	at Minnesota	L	5-7
4-4	at Minnesota	W	3-2
4-5	at Minnesota	L	3-16
4-8	Morehead State	W	12-0
4-10	Michigan State	W	6-1
4-11	Michigan State	W	5-3
4-12	Michigan State	W	6-1
4-15	Kent State	L	7-8
4-17	at Purdue	W	1-0
4-18	at Purdue	W	7-4
4-18	at Purdue	W	11-10
4-22	Ball State	L	8-20
4-24	Northwestern	W	5-4
4-25	Northwestern	W	11-7
4-26	Northwestern	L	6-10
4-29	Akron	W	7-3
5-2	Michigan	W	6-0
5-3	Michigan	W	9-6
5-3	Michigan	L	2-9
5-5	at Louisville	L	5-21



RESULTS BY YEAR

3-26	at Cal State Bakersfield	W	10-8
3-29	Xavier	W	4-1
4-1	Northwestern	W	7-2
4-2	Northwestern	L	3-7
4-3	Northwestern	W	15-14
4-6	Miami (Ohio)	L	4-12
4-8	at Indiana	W	6-1
4-9	at Indiana	L	3-5
4-10	at Indiana	L	9-10
4-13	Akron	W	5-0
4-13	Akron	W	8-1
4-15	Michigan State	L	4-5
4-16	Michigan State	W	9-8
4-17	Michigan State	W	10-5
4-20	Bowling Green	L	4-5
4-23	at Penn State	W	5-1
4-23	at Penn State	L	2-5
4-24	at Penn State	L	9-10
4-29	Michigan	W	7-2
4-30	Michigan	W	7-6
4-30	Michigan	W	4-3
5-4	North Florida	L	2-7
5-4	North Florida	W	3-2
5-6	at Illinois	L	9-13
5-7	at Illinois	W	12-7
5-8	at Illinois	L	5-11
5-10	Oklahoma State	L	3-16
5-11	Oklahoma State	W	3-2
5-13	Iowa	L	0-7
5-14	Iowa	L	8-9
5-15	Iowa	W	10-4
5-19	at Minnesota	L	2-3
5-19	at Minnesota	W	5-1
5-21	at Minnesota	W	5-3
5-25	Minnesota@	W	5-3
5-26	Illinois@	L	4-5
5-27	Minnesota@	L	4-9

1 Big Ten/Big East Challenge at St. Petersburg, Fla.; 2 at Port Charlotte, Fla.; 3 at Forest City, N.C.; 4 at Winter Haven, Fla.; 5 at Auburndale, Fla.; @ Big Ten Tournament, Columbus, Ohio



LETTERWINNERS

A

William Dean Ackerman 1972-73
 Anthony V. Adornetto 1956
 Allen A. Aerni 1947-48
 Richard Troy Algire 1968
 Ora A. Allen 1907-08-09-10
 Christopher John Alvord 1999-00-01
 Merton Whitney Alvord 1931
 Leon K. Ames 1927
 Drew Anderson 2002-03-04
 Jeffrey D. Anderson 1989-90-91-92
 John Scott Anderson 1965-66
 James Joseph Andrioff 1978-79-81
 Matthew Ryan Angle 2005-07
 Harold Ray Apple 1960-61
 Stephen Ralph Arlin 1965-66
 Andrew Armstrong 2008-09-11
 Michael Arp 2006-07-08-09
 Morgan R. Assmann 1978-79-80-81
 John T. Atkinson 1929
 Kenneth Lewis Aukerman 1972
 Jeff Aurentz 1982-83

B

Robert James Baker 1966
 Christopher Bailey 1997
 Kenneth Scott Balogh 1978-79-80-81
 Fredric F. Balz 1938
 Matthew Ban 1987-89-90-91
 Daniel James Barker 2005-06
 Vernon Leon Barkstall 1956-57-58
 M.G. Barnes 1923
 Robert W. Barnes 1928
 Taylor Barnes 2007
 Josh Barrera 2006-07
 Robert Barton 1926-27
 Earl A. Bauman 1921
 Carl E. Baumgartner 1930-31-32
 Elmer H. Bayer Jr. 1933
 Matthew Ryan Beaumont 1992-93-94
 Paul David Bechtel Jr. 1951-52-53
 Keith Edward Belcik 1981-82-83
 Richard Alfred Beres 1960
 Glenn Edward Bergman Jr. 1966-67
 John William Bergquist 1959
 Stanley Clarence Bernfeld 1944
 William Jacob Bernhardt 1947-48
 Eric Best 2007-08-09-10
 Lawrence William Betz Jr. 1970-71
 Alan Dale Bicknaver 1951
 Michael F. Biehle 1993-94-95-96
 Kyle Aaron Blachuta 2001
 Robert S. Blake 1945
 J. Bruce Blanchard 1926-27-28

Clay Henry Blancke 1938-39-40
 Greg Bleh 1979
 Harry W. Bliss 1920-21
 Robert L. Blue 1933-34-35
 Brian Bobinski 2010-11
 Richard Warren Boggs 1966-67-68
 Edward Bohoslav Jr. 1951-52
 Robert Barry Bonnell 1972-73-74
 Randal Booth 1957-58
 Samuel W. Borst 1946
 Jeffrey Scott Bostic 1986, 1988
 Robert Edward Bourne Jr. 1965
 Ronald Drew Bourquin 2004-05-06
 James Marcus Bowlus 1937
 Ray W. Boyd 1956
 Carl E. Boyer 1940-41
 O.A. Brand 1911-12
 Dick Brashear 1923-24-25
 Donald Anthony Breen 1962
 Charles John Brentlinger 1954-55
 Charles Ernest Brinkman 1964-65-66
 Cole Brown 2010
 Harvey Eugene Brown 1948-49
 Kyle Matthew Brown 2000-01-02-03
 James Richard Browne 1946
 Stewart I. Brownstein 1971-72-73
 Theodore Carl Brunst 1948-49
 Albert William Budding 1966-67
 Matthew Buirley 1996
 Jason Michael Bullens 2001
 David Burba 1985-86-87
 Albert Frederick Burger 1956
 Richard K. Burgett 1941-42
 Dan Burkhart 2008-09-10
 Harlan Burns 1955-56
 Richard Lee Burkley 1956
 Paul Allen Burns 1953-54-55
 Douglas J. Byorth 1984

C

Michael John Cahill 1971
 Todd Jason Calcamuggio 2000-01
 George D. Cameron 1923-24-25
 Phillip Dado Cameron 1961
 James Arthur Campbell 1947-48-49
 Joseph Patrick Cannavino 1957
 Kevan Cannon 1993-94-95
 Steven Michael Caravati 2001, 03-04-05
 Richard Nick Cardina 1956-57
 Mark Carek 1995-96-97-98
 Daniel Trenton Carlson 1967-68-69
 Hubert Carper 1962
 Jeffrey Ryan Carroll 2004-05
 Howard Albert Cassady 1954-55-56

Christopher Joe Caudell 1987-1988
 Cody Scott Caughenbaugh 2003-04-05-06
 Michael Anthony Check 1999-00-01
 James C. Chellis 1973-74-75-76
 Arnold Mathew Chonko 1963-64-65
 Mark David Chonko 1993-94-95-96
 Robert Dean Christophel 1946-47
 Joe Ciamacco 2011
 Joseph V. Ciminello 1952-53-54
 Galen Bernard Cisco Jr. 1978-79-80
 Galen Bernard Cisco 1955-56-57
 Jeff Cisco 1982-83
 Morgan Clifford 1938-39-40
 Donald Ellwood Cline Jr. 1976
 Howard Michael Cline 1928-29-30
 Richard Craig Clouse 1971-72
 Alex Clowson 1933-34-35
 Richard David Clowson 1973-75-76
 Robert E. Cobb 1980-81-82-83
 Richard Frank Colburn 1945-46
 Robert H. Colburn 1933
 Andrew Jack Condon 1930-31-32
 Arnold E. Condon 1924-25
 Robert Murray Conklin 1937
 Anthony Henry Conte 1957-59
 Randy Todd Coon 1982-83
 Richard Berkey Cooper 1960
 William Eugene Cope 1945-46-47
 Ralph Rickey Copp 1965-66-67
 Dale Roger Corbett 1970
 David Corna 2010-11
 James Raymond Corn 1952-53
 Willard E. Cotter 1921
 James Theodore Coughlin 1937
 William Edward Courtney Jr. 1945-46
 John P. Courtright 1918
 Jonathan Cory Cox 1998-99-00-01
 Jan Orland Cox 1960
 Timothy W. Cox 1972-73-74
 William Coyer Jr. 1939-40
 Frank Clark Cozze 1966-67
 Bernard Eugene Cromi 1944-45
 William Cunningham 1982-83-84-85
 Michael J. Curtis 1984-85-86
 Ryan Cypret 2010-11

D

John Douglas Dagenhard 1936-37-38
 Richard W. Dahn Jr. 1978-79-80
 Ben H. Davis 1906-07-08
 Matthew James Davis 2002-03
 Rodney Gene Davis 1957-58-59
 Ronald Dean Dawson 1966
 Jack Grant Day 1935

Stephen Eugene Day 1970-71-72-73
 Douglas Daniel Deeds 2001-02
 Carl Raymond DeLong 1912-13-14
 Brian DeLucia 2007-08-10-11
 Dan DeLucia 2004-05-06-08
 Benton A. Dempsey 1924-25-26
 Mark S. Dempsey 1977-78-79-80
 Douglas Scott Dendinger 1999-00-01-02
 Dale Andrew Denny 1958-59
 Ralph Frederick Deucker 1940
 Samuel Deutsch 1920-21
 Robert Michael Devine 1982
 Ryan Dew 2007-08-09-10
 Josh Dezse 2011
 Douglas Aaron Dillie 1978-79
 David L. Dillon 1966-67
 Ronald E. Disher 1955
 Kirk William Dixon 1979-80-81-82
 William Morris Dobbs 1952
 Fred R. Dobric 1924-25-26
 James Michael Dolan III 1983-85
 Walter Martin Dolch 1932
 Anthony Dolezal 1920
 R. William Donnelley 1945-46
 Scott Victor Donohue 1981-82-83-84
 Eugene F. Dornbrook 1938-39-40-41
 Michael D. Downing 1980
 Frederick Gene Dray 1963
 Roger W. Dressler 1957-58
 Jason E. Driscoll 1997-98-99-00
 Anthony F. Drobnik Jr. 1958-59-60
 Richard Lewis Dudas 1964
 R. Lewis Dudley 1921
 Robert E. Dudley 1945-46-47-48
 Thomas C. Dumitre 1939-40
 Donald E. Dungee 1971-72-73-74
 John Joseph Durant 1963-64-65
 Michael Joseph Durant 1989-90-91
 Thomas D. Durant 1996-97-98-99
 Christopher W. Durst 1984-86
 Raymond Eugene Dusenbury 1965
 William H.H. Dye 1935-36
 Joseph Peter Dzingesleski 1957

E

Josh Edgin 2007-08
 Paul Allen Ebert 1952-53-54
 Thomas (Alex) Eckelman 1994-95-96-97
 John A. Edwards 1958
 John S. Edwards Jr. 1935-36
 Archie D. Egbert 1910-11
 Charles H. Egelhoff III 1963
 George L. Ehrman 1909-10-11
 Chad A. Ehrnsberger 1998-99-00



LETTERWINNERS

Thomas F. Eiterman.....1987-88	William Dale Gable Jr.....1963-64	James Robert Haney.....1972-73	
Neal Franklynn Elliott.....1962	John James Gannon.....1951-52-53	Hubert K. Hanks.....1926	James Lee Irvin.....1967-68-69
Charles David Ellis.....1954-55-56	Robert Dewey Gano.....1972	D.J. Hanlin.....2009-10	Robert Scott Irwin.....1952
Chris S. Ellis.....1993-94-95-96	Robert George Ganzmiller.....1960	Michael O. Hanlin.....1978	
Ronald Browne Ellis.....1970-71	Richard Nelson Garner.....1940	Derek Hannahs.....2011	J
Norman Wilson Elsass.....1935	Marcello A. Garofalo.....1997-98-99-00	Christopher Brian Hanners.....2002-03, 2006	Dennis Norman Jacobs.....1965-67
James Arthur Elshire.....1966	John Brett Garrard.....2001-02-03-04	James D. Hapner.....1949	Victor F. Janowicz.....1949
John Phillip Engert.....1955	Timothy Garthaus.....1977	Mark Alan Harbert.....1973-74	Thomas T. Johnson.....1944-45-56
Tyler Engle.....2008-09-10-11	William Douglas Gearhart.....1984	Donald Leo Harkins Jr.....1963-64-65	Christopher Neil Jones.....1983-84-85
Walter J. Ernst, Jr.....1942-44-45	Raymond A. Gebhardt.....1947-48-49-50	Donald Mathew Harlow.....1968-69-70	Gary L. Jones.....1991-92-93-94
Richard Louis Ernst.....1953-54	Max Gecowets.....1941	Michael Thomas Harris.....2001	Howell I. Jones.....1915-16-17
Paul James Ervin.....1928	James Lee Geddes.....1969-70	Thomas F. Harris.....1985-86-87	Jack Albert Jones.....1951-52-53
Z. Ansell Estell.....1933	Raymond Paul Genger.....1928-29	James Ellsworth Hartley.....1955-56	Pete Jones.....1979
Michael Estep.....1993-94-95-96	William German.....1959-60	Brett Richard Hatcher.....2004-05	Richard H. Jones.....1952
	Paul Geuy.....2011	Richard Fred Hauck.....1949-50-51	Thomas Cornelius Jones.....1941
	Mario Candito Giacomelli.....1948-49	Gary Joseph Haverkamp.....1958-59-60	William Kenneth Jones.....1977-78
F	Robert Lee Gill.....1970	John Havlicek.....1960-61	
Paul Anthony Farinacci.....2002-03-04-05	Norman W. Gilsdorf.....1925	Kenneth Edwin Hay.....1963-64	K
David Fathalikhani.....2011	Jerome R. Glaser.....1967-68-69	Brad Hays.....2008	Scott S. Kaczmar.....1992-93-94-95
James Allen "Trey" Fausnaugh.....2004-05-06-07	Albert Joseph Goebel.....1950	Jacob Hayes.....2011	Edward Andrew Kalnins.....2001
Robert Russell Fearing.....1944-45	Keith Gonya.....1979-80-81-82	Michael Lee Hayes.....1989-90	Martin G. Karow.....1925-26-27
Kenneth Kern Feinthal.....1954-55	Glenn P. Goodrich.....1973-74-75-76	James Leon Hearst III.....1967	Tim Allen Kauffman.....1975-76-77-78
G. Raymond Fenner.....1920-21	Kevin Michael Goodrum.....1998-99-00-01	Richard Allen Heidorn.....1975-76	Victor Charles Kauffman.....1949-50-51
Raymond T. Fesler.....1921-22-23	Elbert Vinson Goodwiller.....1950-51	E. Stewart Hein.....1950-51-52	Donald Gene Kelley.....1954-55-56
Wesley Eugene Fesler.....1928-29-30-31	John Baylis Graef Jr.....1969-70	Bruce Viel Heine.....1966-67-68	Earl Kendle Jr.....1940
David Douglas Feusner.....1975	Brooks Bradford Graff.....2002	Curtis Orville Heinfeld.....1964-66	Tony Kennedy.....2005-06-07-08
Eugene Webster Fichter.....1930-31-32	William D. Graffin.....1960	David William Heiss.....1968-69-70	William D. Kermod.....1929-30-31
John E. Fick.....1920-21	James Lowell Graham.....1965-66	Charles Henry Heist Jr.....1936	Tony Naseem Khoury.....1990-92-93
Karl Finn.....1919	Christopher T. Granata.....1991-92-93-94	Herbert R. Henderson.....1920-21	Mark Kilmer.....1938-39-40
Richard D. Finn Jr.....1952-53-54-55	Donald Grate.....1944-45	Joseph Chessel Henderson.....1954-55	Harold L. Kime.....1920
Wilbur C. Fish.....1920-21	William Lee Green.....1943	James Hal Herbstreit.....1960	Gerald Dean King.....1971
Walter Joseph Fishburn.....1952	Sol H. Greenberger.....1919	Donald Alan Herron.....1973-74	Jeffrey King.....1982-83-84
Theodore A. Fithian, Jr.....1982-85	Todd Greever.....1983-84	Albert F. Hess.....1928-29-30	Thomas E. King.....1933
Wayne H. Fogle.....1920	Greg Greve.....2011	Richard Rosenau Hess.....1948-49-50	Derek Charles Kinnear.....2001-02-03-04
Shawn Forsythe.....2008-09-10	Chris Griffin.....2007-08-09-10	William Wesley Hess.....1961-62	Ronald Terry Kitchton.....1965
Ronald Samuel Foster.....1950	Lester E. Griffith.....1921	Chad J. Hickman.....1994	Richard Klassman.....1980-81-82
Jerry Fox.....1926-27	William E. Gunton.....1943	Stephan Alan Hill.....1985	Alex W. Klein.....1922
Gary Fragle.....1993-94-95-96	Philip Gutter.....1931-32	William J. Hinchman.....1928-29-30	Robert Joseph Klein.....1961-62-63
Richard L. Fraker.....1939-40-41	Elbert Vinson Gutzwiller.....1950-51	Lewis G. Hinchman.....1931	Ollie Klee.....1923-24-25
Thomas Allen Fraley.....1976		John Thomas Hogsett.....1912-13	Max A. Klimaski.....1935-36
Harold Frankenberg.....1923		David Lee Holland.....1958-59	Jeffrey Dale Kline.....1974-75-76-77
Donald E. Frantz Sr.....1946	H	Robert Wesley Holland.....1956	Scott E. Klingbeck.....1990-91-92
Michael Henry Frawley.....1962-63-64	Mark William Haas.....1978-79-81	Richard Morris Hosea.....1972	Raymond W. Klink.....1927-28-30
Gregory Frey.....1990-91	Maurice Eugene Haas.....1938	Kelly Joseph Houser.....2003-04-05	Keith David Klodnick.....1987-88-89-91
Charles William Fries.....1950	Robert Dwight Haas.....1944	Frank Oliver Howard.....1956-57	David Olney Koblentz.....1960
Harlin J. Fry.....1930	Wayne John Haefner.....1940-41-42	A.L. Howell.....1923	Taylor Kochosky.....1997
Justin M. Fry.....1996-97-98-99	Chad Dow Hale.....1992-93-94	Jacob Stephen Howell.....2004-05-06-07	Raymond M. Kolonay.....1982-83-84
Eric Joseph Fryer.....2005-06-07	Sidney Webster Hale.....1931-32-33	Iolas Mellitus Huffman.....1919-20-21	Kevin James Kolovich.....1975
Lyall Orlyn Fulks.....1972-73-74	Jake Hale.....2006-07-08-09	James R. Hufford.....1985-86-87-88	Stuart Komer.....1944-45
Kurt L. Fullenkamp.....1997-98-99	Brad Hallberg.....2010-11	Joshua Michael Hula.....2006	Cory Kovanda.....2007-08-09-10
Mark A. Fuller.....1919	John Albert Halliday.....1969	Zach Hurley.....2007-08-09-10	Mark Kraker.....1974-75-76-77
Matt Furrey.....1993-94-95	Eugene F. Hamilton.....1935-36	Blake Hutton.....2011	William Louis Kraker.....1951
Donald Lee Furry.....1961-62	Jack Hammett.....1943-44-47-48	Brad Hutton.....2011	Mike Kremblas.....1995-96-97
Virgil Furry.....1931	Dale Clifton Hampshire.....1958-59		David Gerald Krock.....1990
	Henry W. Hane.....1920		Frederick Daniel Krull.....1967-68-69



LETTERWINNERS

John Kuchno.....2011
Paul Victor Kurpiel.....1971-72

L

E. James Langhurst.....1940
Douglas Duane Larason.....2002-03
Edward Joseph Laratta.....1999-00-01-02
Henry B. Larson.....1933
James D. Laughlin.....1978
William Laybourne.....1937-38
James Gilbert LeBay.....1966
Stephen Andrew Lee.....1996-97-98-99
Ralph R. Leo.....1926-28
David William Leonhard.....1951-52-53
Gary Lee Leppert.....1958-59
Joey R. Lewis.....1984-85-86
Scott Edwin Lewis.....2002-03-04
Stephen F. Lewis.....1933-34
Alfred Henry Lindop.....1956-57
Melvin J. Lipton.....1958
John P. Littlejohn.....1974-75
Michael F. Lockwood.....1997-98-99
Ryan James Lokken.....1978-79-80-81
Donald L. Long.....1932-34
William Emmet Long.....1968-69
Stanley Eugene Longbrake.....1954
Cory Robert Luebke.....2005-06-07
Trenton Dean Luyster.....2002-03-04-05
Richard Lee Lyday.....1970

M

John Edward Machado.....1962-63-64
Joseph F. Mack.....1940
Chris Macke.....2005-06-08
Frederick C. Mackey.....1926-27
Michael Edward Madsen.....2002-03-04-05
Richard S. Magato.....1945-46-47-48
Jerry Lee Mahon.....1975-76-77-78
Glen V. Malady.....1940
Arthur Frances Maley.....1941-42
Robert Chalmers Mann.....1950-51
Wade Ron Manning.....1976-77-78
Brian E. Mannino.....1992-93-94-95
Richard Louis Marcucci.....1966
Roy Lee Marsh.....1992-93-94
Robert Ivan Mart.....1941
Anthony Jesco Martin.....1936-37-38
Patrick Marts.....1924
Raymond T. Marts.....1923
George Edwin Mase.....1942-43-45
David Craig Mason.....1960-61-62
David C. Masters.....1954-55
Charles Henry Masterson.....1969
Jacob F. Matusoff.....1923-24-25
Harry Martin Mauger Jr.....1935-37

Donald Joseph Maxa.....1943-44-45-47
Hunter Mayfield.....2010
John William Mayor.....1999-00-01
John N. McAfee.....1933-34-35
William P. McCleave.....1968-69-70
James Harvey McCloskey.....1907
Bruce Reed McClure.....1957-58
John T. McCormick.....1986-87-88
Terrance Michael McCurdy.....1973-74
Raymond R. McDonald.....1945-46
Andrew Milton McElroy.....1961
Frank D. McGee.....1920
Trent Michael McLvain.....1998-99-00-01
Brett McKinney.....2010-11
Jack R. McLain.....1940-41-42
John McLaughlin.....1926-28
Stephen Michael McLaughlin.....1967
Thomas John McManus.....1958
Carl H. McMillan.....1920-21
Patrick Howard McNulty.....1920-21
John Noyes McVay.....1938
Ryan Meade.....2008
William Young Meade.....1955
G. Scott Meadows.....1985-86-87-88
George S. Mechling.....1911-12
Joseph Mehrle.....1987
Rory Meister.....2005-06-07-08
Charles Anthony Mentel.....1961-62-63
James Harman Merrell.....1963-64-65
William Merz.....1980-82
Mark Anthony Mesewicz.....1989-90-92
J. Hayes Metzger.....1944-45
Thomas A. Meyer.....1942
Travis Meyer.....1993
Alton C. Michaels.....1923
Matthew L. Middleton.....1996-97-98-99
Brian Ray Miller.....1976-77-78-79
Justin Miller.....2006-07-08-09
Marshall Lyle Miller.....1929
Myron Miller.....1944
Nelson Keith Miller.....1961-62
Raymond W. Miller.....1920
Russell Miller.....1923-24-25
Frederick Louis Millett.....1968-69-70
John Anthony Minch.....1982-83-84-85
Theron Minium.....2007-09-10-11
Warren Suekichi Mizutani.....1955-56-57
Wayne Patrick Mogan Jr.....1965-66-67
Gregory R. Mohler.....1981-82-83-84
Theodore A. Mondzelewski.....1971-72
Kenneth Ellsworth Monroe.....1966
Robert Albert Montebello.....1950-51
Charles Oliver Montgomery.....1935

Kristopher Robert Moorman.....2004-07
Joseph Francis Morabito.....1938
Howard Edward Moran.....1949-50-51
Jeffrey Lynn Morehead.....1967-68
Gregory Dean Moreland.....1974
Clifford Morgan.....1938-39-40
Jerry E. Morgan.....1962
Philip Wayne Morgan.....1968-69
James L. Morris Jr.....1933
William Scott Morris.....1985-86-87
Dean Edward Mueller.....1989-90-91
Michael P. Mulligan.....1989-90-91-92
David C. Mumaw.....1988-89
Sigmund Joseph Munster.....1957
Louis Joseph Murdock.....1951
Patrick Edward Murphy.....1942
David Anderson Murray.....1959
Carl Edward Myers.....1988-89-90
Eugene J. Myers.....1937-38-39
Richard Henry Mylander.....1953-54

N

O.W. Naef.....1902
Russell Charles Nagelson.....1964-65-66
Keo Kiyoshi Nakama.....1944-45
John Crosby Nelson.....1963
Ronald P. Nelson.....1994-95-96
Thomas Harry Newby.....1943-44
Matthew C. Newell.....1995-96
Joshua Paul Newman.....2001-02-03-04
Clinton Lee Nicely.....1973
Harold Edward Nichols.....1939-40
Ronald L. Nischwitz.....1957-58
Michael Nodianos.....1984
Andrew Paul Noffke.....1992-93-94-95
Max Marcell Nold.....1944-45
Harold L. North.....1924
Harold Adren Northrop.....1954-55
Jack E. Nowels.....1943-44-45-48
Thomas Michael Nozica.....1964

O

William Denis O'Connell.....1961-62
Andrew Joseph Okulovich.....1958
Ross Oltorik.....2009
John Orkis.....1980-81-82
George E. Ours.....1945-46

P

Dennis Pachner.....1992-93-94
Joseph A. Palazzo.....1999
Angelo Palladino.....1989
Laurence Albert Pape.....1937
Paul N. Pappas.....1943-44
Carlton Ray Parrill.....1949-50-51
Stephen A. Parrill.....1985-86

Carl Allen Patterson.....1941
Harold Eugene Peak.....1964
Kenneth William Peltier.....1971-72
Michael Dean Penn.....1972
Russell L. Pensiero.....1973-74-75-76
Lewis Peppe.....1932
Steven R. Perdue.....1974
Thomas Henry Perdue.....1960-61-62
E. Peter Perini.....1947-48-49-50
Reginald K. Perkins.....1928
Richard A. Perkins.....1959
Grover C. Peters.....1913-14
Kenneth Arthur Peters.....1961-62-63
Ronald Leroy Peters.....1935-36
Walter James Peters.....1959-60-61
R.G. William Peterson.....1987
Raymond Edward Peterson.....1961
Terrance James Pettorini.....2001-02-03
Eric John Pfaff.....1982-83-84-85
Mark Richard Pfaff.....1988-89-90
Keith Alden Phelps.....1944-45-46
Dirk Aaron Pica.....1986-87-88
Donald O. Phillips.....1943-46
Ronald R. Phillips.....1945
Harry Phythyon.....1902
John Joseph Piccoro Jr.....1959-60
James Park Pittman.....1984-85-86
Glen Edward Poff.....1938
Donald Michael Polaski.....1969-70
Gregory M. Policka.....1984-1985-86
Michael Alan Poling.....1980-82-83
Willis Dean Pond.....1961-62
Tom Popadak.....2008
Gregory Scott Prenger.....2000-01-03
Carrington Dwayne Price.....1983-84
Ronald Robert Priest.....1959
John A. Prosenjak.....1933-34-35
Joseph J. Pukansky.....1995
Andrew J. Pultz Jr.....1978-79-80-81
John Stanley Purvis Jr.....1955-56

R

Michael James Rabin.....2002-03-04-05
Gregory O. Rake.....1980-81-82
John A. Ramseyer Jr.....1958
Norbert J. Ranz.....1946-47-48-49
George R. Ranz.....1944-45-46-47
Jimmie Neal Reed.....1963-64-65
Rudy Reed.....1980
James Reeder.....1943-46
Charles Morris Reese.....1946
James Edward Reeves.....1970-71
Benedict Mark Regoli.....1988-89
Robert E. Reilly Jr.....1934



LETTERWINNERS

Robert Edward Rein 1965-66-67	Lorin P. Shaw 1921	Eugene Rex Strother 1931	John Philip Vorshek 1969
Harold Herbert Reinbolt 1970	Ronald Raymond Shay 1955-56-57	Thomas Stull 1929-30	Craig Allen Vosburgh 1971
Warren Richard Renick 1964	James R. Shields 1971	Robert Louis Sudyk 1955	W
Michael John Repasky 1992-93-94	Eric Shinn 2009-10	Harry William Sutton 1927-28	Walter S. Wahlstrom 1943-44
Charles A. Reynolds 1981	Raymond William Shoup 1965-66-67	Ralph Michael Swain 1966-67-68	Matthew Carl Wajda 1989-90-91
Harold S. Rice Jr. 1953	J.B. Shuck 2006-07-08	Douglas Swearingen 1980-81-82-83	Ralph Emerson Waldo 1939-40
Robert A. Riehl 1927-28-29	William Hervey Sill 1928-29	Jonathan Sweet 1992-93-94	Scott Christopher Walker 1993-94
Robert C. Ries 1940	Alan Bert Silverman 1963-64	Nicholas Thompson Swisher 2000-01-02	Thomas Wall 1940
Edward Conrad Ripp 1957	David Nathan Singerman 1965	Thomas Alexander Szabo 1972-73	William Albert Waller 1940
Charles Joseph Robinson 1991-92	Lawrence Sitney 1942	T	Larry Walther 1924-25
Charles M. Robinson 1915-16-17	Darren Wade Sizemore 2007	Harry A. Tabler 1974-75-76-77	James Paul Walton 1959-60-61
Eugene David Rogers 1969-70	Theodore Slaman 1923-24	Arlie Tarbert 1925-26-27	Paul M. Washburn 1937-38
Ronald William Roland 1952-53-55	Donald K. Sloteman 1924-25-26	Earl D. Taylor 1907	Nicholas J. Wasyluk 1936-37-38
David Lance Rolston 2000-01-02	William V. Slyker 1920-21	Fred Rankin Taylor 1947-48-49-50	Stevan Joel Watson 1974-75-77
A. John Rose 1941	Carl John Smeller 1963-64	James Lewis Taylor II 1990-91-92	Arnold Deckard Webb 1959-60
Drew Rucinski 2008-09-10-11	Nathan M. Smith 1999-00-02-03	Jeremiah A. Taylor Jr. 1969-70	Fred P. Weber 1916
Cory Rupert 2007-08-09-10	Robert Smith 1980-81-82	Drew Ian Michael Thomas 2003	Arthur Weisheimer 1931
Kevin George Rusnak 1968-69-70	Timothy C. Smith 1989-90-91	Harold D. Thomas 1924	Edgar P. Weltner 1918-19
Steel Russell 2011	Christian Paul Snavelly 2001-02-03	James Thomas 1977-78	William Arthur Wentz 1959-60-61
James Rutecki 1956-57-58	Ray M. Snyder 1944	John Robert Thomas 1960-61	William Werbeach 1943-44
Wilbur A. Rutenschroer 1952-53-54-55	Francis Paul Sobolewski 1961-62	Leonard Stephen Thomas 1969	William C. Wertz 1986-87-88-89
Harry Wilbur Rutter Jr. 1953-54	William Nicholas Sokol Jr. 1963-64	Eric Thompson 1996-97-98	Tim Wetzel 2011
Donald Perry Rylands 1964	Sylvester T. Sokol 1927-28	Patrick G. Thompson 1986-87-88	Robert Edwin Weygant 1947-48-49
S	Edwin Warren Solomon 1968-69-70	Carl Thornton 1944	Alan Harold White 1970-71-72
Kerry Sabo 1978-80-81	Greg Solomon 2011	Timothy Raymond Thrush 1975	William Andrew White 1942
William John Sachs Jr. 1952-53	Walter J. Sommer 1926-27-28	Kenneth John Tirpack 1989-90-91-92	George Alfred Whittingham 1942
Joseph Robert Sadelfeld 1967-68-69	John Wayne Sonedecker 1964	Thomas Johan Tobiassen 1959	Harrison Wickel 1934-35
John William Sadler 1956	William John Soter 1955-56-57	Andy B. Tobik 1940	Raymond L. Widdifield 1927-28-29
Louis Santangelo 1997-98	Blase J. Sparma 1989-90-91	Scott Robert Todd 1993-94-95-96	Virgil L. Widler 1931-32
Bill Schechter 1955	Joseph Blase Sparma 1962-63	John D. Toll 1932	James Michael Wiezbiski 1958-59-60
Wes Schirtzinger 2003, 2005-06	Robert Day Spears 1994-95-96	Edward L. Tomlinson III 1984-85-86	Durward P. Wight 1945-46
Adam Loren Schneider 2004-05-06-07	George Ewell Spencer 1947	Ben Toussant 2007-08-09	Miller Marble Wilcox 1902
Robert C. Schiff 1943-44	Howard Raymond Spery 1936	James F. Townsend 1984-85-86-87	Joe Evan Wilkins 1999-00-01-02
William David Schmitter 1941-45-46	Mike Stafford 1997-98	Arthur M. Tressel 1926-27	Christopher N. Williams 1992-93-94-95
Robert Louis Schnabel 1955-56	James Luther Staley 1973	Everett Paul Trittschuh 1942	Paul Lanham Williams 1950-51-52
George John Scholl Jr. 1940	Lawrence M. Stange 1971-72-73-74	Jason E. Trott 1996-97-98-99	Kenneth Lee Williams 1932-33
Warren Joseph Scholler 1941	David John Stazenski 1962-63	Randall Keith Tschantz 1971	David Frederick Wills 1950
Thomas A. Schwarber 1987-88-90-91	Norman William Steagall 1955-56-57	Jay Dean Tucker 1969	Jack Wilson 1950
Daniel Carl Scott 1969	Robert Earl Stearns Jr. 1959-60-61	Jason A. Turner 1997-98-99-00	Warren Jackson Wilson 1950-53-54
Steven Howard Scott 1963-64	Brandon Monte Steen 1999-00-01-02	Gerald Tuttle 1945	Alex Wimmers 2008-09-10
Harry Lee Scutt 1951-52	Jedidiah Dale Stephen 2003-04-05-06	U	Ross James Winning Jr. 1966
Dan Louis Seimetz 1995-96-97-98	Michael Stephens 2009-10	Marvin Hugh Ulrich 1933-34	George M. Winwood Jr. 1908
Paul Richard Seitz 1959-60	Nicholas Steponovich 2007	Carl George Unger 1958-59	William Donald Wisler 1953-54
Steve Lynn Sellers 1968-69	Frank Stevens 1939-40	V	Robert Withrow 1931
Paul Robert Semall 1974-75-76-77	Brady Kenneth Stewart 1988-89-90	Art Vanderpohl 1979-80-81-82	Richard E. Witterstaetter 1940
Jay Andrew Semke 1986-87-88-89	Andy Stiegemeier 1974	William Venter 1987-89	Robert Henry Woehler 1958-59
William Sero 1971-72-73-74	Keith K. Stilwell 1966-67-68	Alex S. Verdova 1947-48-49	Thomas J. Woleslagel 1981-82-83-84
James R. Sexton 1939-40	Chris Stokes 1979	Algray Verssen 1944-45	Peter William Wolfe 1967
Roger Dean Sexton 1966	Mike Strahine 1977	Martin S. Vidis 1932-34	Douglas Eric Wollenburg 1990-91-92
James Randall Shade 1973-74-75-76	Jared Strayer 2008-09-10-11	Phil E. Vogelmeier 1995-96-97-98	Dean Wolosiansky 2008-09-10-11
Thomas R. Shanesy 1941	Matt Streng 2008-09-10-11	Benjamin Volk 1995-96-97	C. Noel Workman 1920-21-22
Roger T. Sharp 1932-33	Terry Eugene Streng 1972-73	Lawrence J. Volk 1922	Harry Workman 1923-24
William Howard Sharp 1970-71	Frederick A. Strine Jr. 1968-69-70	Michael L. Volkert 1985-86	Henry A. Workmaster 1932



LETTERWINNERS

Robert Frederick Worley1990-91
 Richard L. Worthington 1978-79-80-81
 Lowell Ashley Wrigley 1930-31-32
 Richard Frank Wulforth1937-38
 Kevin John Wynk2000-01

Y

Brad A. Young..... 1990-91-93
 Richard Joseph Youngpeter1958-59

Z

Walter Zabinski..... 1961-62-63
 Dan Zabloudil1997
 Gust C. Zarnas.....1936-37
 William Homer Zimmer..... 1950-51-52
 Jonathan David Zizzo2006-07
 Jason Matthew Zoeller.....2004-05-06-07