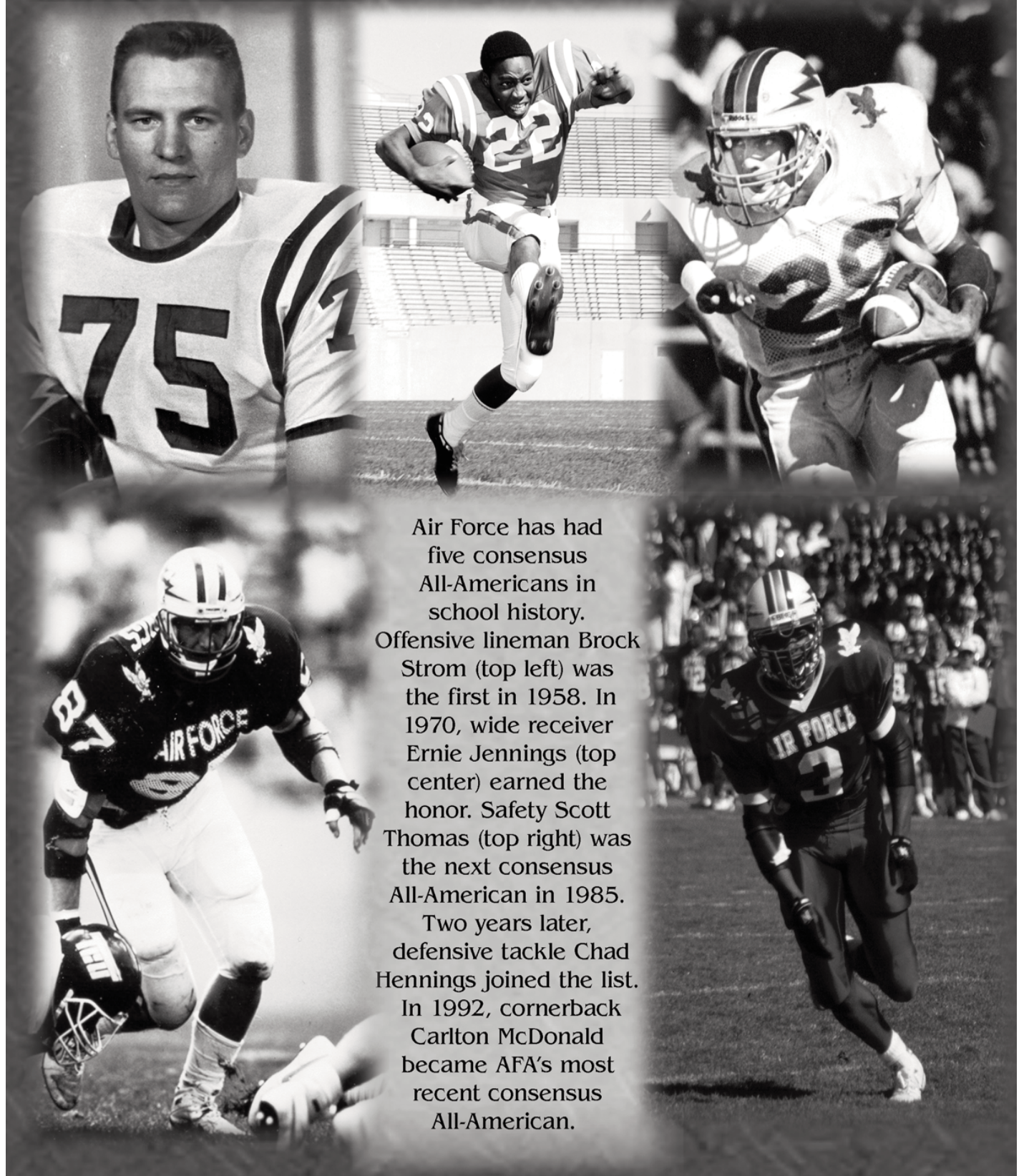


CONSENSUS ALL-AMERICANS



Air Force has had five consensus All-Americans in school history. Offensive lineman Brock Strom (top left) was the first in 1958. In 1970, wide receiver Ernie Jennings (top center) earned the honor. Safety Scott Thomas (top right) was the next consensus All-American in 1985. Two years later, defensive tackle Chad Hennings joined the list. In 1992, cornerback Carlton McDonald became AFA's most recent consensus All-American.

All-Americans

1956

Larry Thomson (FB) Little America (3rd)

1958

Brock Strom (OL), Consensus

Robert Brickley (HB), Helms

1963

Terry Isaacson (QB), Helms

Joe Rodwell (C), Helms

1966

Neal Starkey (DB), Playboy Magazine

All-American

1967

Neal Starkey (DB), Associated Press (3rd)

1969

Ernie Jennings (WR), Central Press (2nd)

1970

Ernie Jennings (WR), Consensus

1971

Gene Ogilvie (DE), UPI (3rd)

Orderia Mitchell (C), Black Sports

1972

Orderia Mitchell (C), Associated Press

(2nd), Gridiron (2nd)

Gene Ogilvie (DE), UPI (2nd)

1973

Steve Heil (ROV), Associated Press (3rd)

1974

Dave Lawson (LB/K), Football Writers

1975

Dave Lawson (LB/K), UPI (2nd),

Football News (2nd)

1981

Johnny Jackson (DB), Associated Press

(2nd)

1982

Dave Schreck (OG),

Associated Press (2nd)

1983

Mike Kirby (WR), Sporting News (2nd)

John Kershner (FB), Football News (2nd)

1985

Scott Thomas (DB), Walter Camp, Kodak,

Football Writers, Associated

Press (2nd)

Mark Simon (P), Scripps Howard,

Associated Press (2nd)

1986

Terry Maki (LB), Kodak, Football News

(2nd); Associated Press (3rd)

Tom Rotello (DB), Football News (2nd)

1987

Chad Hennings (DT), Consensus;

Walter Camp, Kodak, Football

Writers, Associated Press, UPI,

Scripps Howard, Sporting News,

Football News, Outland Trophy winner

1989

Ron Gray (KR), Associated Press (3rd)

Dee Dowis (QB), Heisman Trophy

finalist

1991

Jason Christ (P), Associated Press (2nd),

Football News (3rd)

1992

Carlton McDonald (DB), Consensus;

Walter Camp, Kodak, Football

Writers, Associated Press, UPI,

Scripps Howard, Sporting News

1993

Chris MacInnis (P/K), UPI, Associated

Press (2nd)

1996

Beau Morgan (QB), Associated Press (3rd)

1997

Chris Gizzi (LB), Associated Press (3rd),

Football Writers (2nd)

1998

Tim Curry (DB), Sporting News (3rd)

Frank Mindrup (OL), American

Football Foundation (3rd)

2001

Anthony Schlegel (ILB), Sporting News

(Freshman 3rd team)

2002

Brett Huyser (OL), Sporting News (4th)

2007

Chad Hall (TB/WR-Z), Rivals.com (3rd,

return specialist)

2010

Reggie Rembert (DB), AFCA (1st), Associ-

ated Press (3rd).

Academic All-Americans

1958

Brock Strom (OT)

1959

Rich Mayo (QB)

1960

Rich Mayo (QB)

Don Baucom (HB)

1967

Ken Zagzebski (MG)

Carl Janssen (OE)

1969

Ernie Jennings (WR)

1970

Ernie Jennings (WR)

Bob Parker (QB)

Phil Bauman (LB)

1971

Darryl Haas (LB/P)

Bob Homburg (DE)

John Griffith (DT)

1972

Gene Ogilvie (DE)

Bob Homburg (DE)

Mark Prill (MG)

1973

Joe Debes (OT)

1976

Steve Hoog (WR)

1977

Mack McCollum (ROV)

1978

Steve Hoog (WR)

Tom Foertsch (LB)

Tim Fyda (DE)

1981

Mike France (LB)

Kevin Ewing (ROV)

1982

Jeff Kubiak (P)

1983

Jeff Kubiak (P)

1987

Chad Hennings (DT)

Scott Salmon (DB)

James Hecker (DB)

1988

Scott Salmon (DB)

David Hlatky (OL)

James Hecker (DB)

1989

Chris Howard (HB)

1990

Chris Howard (HB)

J.T. Tokish (LB)

1992

Grant Johnson (LB)

1996

Dustin Tyner (WR)


2003

Ryan Carter (DE)

2004

Ryan Carter (DE)

Robert Brickey




#88, WR
1958-60

Earned Helms All-America honors in 1958 ... Leading receiver on the undefeated 1958 football team that went to the Cotton Bowl ... Recorded 25 career catches for 281 yards and four touchdowns.

Year	#	Yards
1960	9	84
Total	25	281

Jason Christ




#1, P
1990-91

Named second-team All-American by A.P. and third-team by *Football News* in 1991 ... Ranks second all-time at the Academy with a 44.0 career punting average ...

Averaged 45.7 yards per punt in 1991, which is the third-best single-season mark in AFA history ... Averaged 42.6 yards per punt in 1990.

Year	#	Yards	Avg.
1990	59	2,516	42.6
1991	50	2,283	45.7
Totals	109	4,799	44.0

Tim Curry



#5, CB
1996-98

Named third-team All-American by *The Sporting News* in 1998 ... School-record holder for career blocked kicks with nine ... Two-time finalist for the Mosi Tatupu Special

Teams Player of the Year Award ... Nine career interceptions ... Blocked a school-record five kicks in 1997 ... Selected to play in the Hula Bowl following the 1998 season.

Year	UT-AT	TT	TFL-Yds	Sack-Yds
1996	18-12	30	1-4	1.0-4
1997	34-37	71	2-3	0.0-0
1998	38-25	63	2-7	0.0-0
Totals	90-74	164	5-14	1.0-4

Dee Dowis



#6, QB
1986-89

Highest finisher in AFA history in the Heisman Trophy balloting with his sixth-place finish in 1989 ... Won the Downtown New York Athletic Club's Exemplary Player

of the Year Award in 1989 ... Honorable mention All-America selection by A.P. in 1989 ... Named the WAC's Offensive Player of the Year in 1989 ... Selected to play in the Hula Bowl ... Set a then-school-record for most yards rushing in a game with 249 vs. San Diego State in 1989 ... Became the fifth player in NCAA history and second at the Academy to rush and pass for over 1,000 yards in a season (1989) ... Inducted into AFA Athletics Hall of Fame in 2009.


Rushing

Year	Att	Yds	TD	Lg
1986	24	39	1	9
1987	194	1,315	10	65
1988	153	972	12	69
1989	172	1,286	18	60
Totals	543	3,612	41	69

Passing

Year	C-A	Pct.	Yds	TD-I
1986	10-29	.340	115	0-2
1987	45-112	.450	600	4-8
1988	41-96	.427	870	7-3
1989	67-140	.479	1,285	7-4
Totals	163-377	.432	2,870	18-17

Chris Gizzi



#51, ILB
1994, 96-97

Named second-team All-America by the Football Writers and third team by A.P. in 1997 ... Two-time WAC Defensive Player of the Year (1996-97) ... Earned national

defensive player of the week honors vs. Colorado State in 1997 ... Selected to play in the Hula Bowl and East-West Shrine game ... Rolled up 179 total tackles to lead the WAC in 1997 ... Played professionally with the Green Bay Packers.

Year	UT-AT	TT	TFL-Yds	Sack-Yds
1994	6-13	19	0-0	0.0-0
1996	73-55	128	9-44	5.0-47
1997	69-110	179	16-50	5.0-40
Totals	148-178	326	25-94	10.0-87

Ron Gray



#4, KR
1989-91

Named to the A.P. third team as a kick returner in 1989 ... Ranked among the national leaders in kickoff returns in 1989 with a 27.2 average ... His kick-

off return average ranks seventh all-time in Academy history ... Career leader at the Academy in kickoff return average with a 27.2 norm.

Year	#	Yds	Avg.	Lg
1989	21	571	27.2	68

Chad Hall



#1, WRZ/TB
2005-07

Named third-team All-America by *Rivals.com* as a return specialist in 2007 ... Honorable mention All-American choice by *SI.com* ...

Named Mountain West Conference Offensive Player of the Year in 2007 ... Led the MWC in rushing with 1,478 yards, the second-most in school history ... Caught a team-best 50 passes for 524 yards ... Set the school's single-game rushing record with 275 yards vs. Army, breaking the mark he'd set earlier in the year of 256 at Colorado State ... Set the school's single-game, single-season and career all-purpose yardage marks with 333 vs. Army, 2,683 for the 2007 season and 4,098 for his career from 2005-07 ... Was the only player in the nation to lead his team in rushing, receiving and all-purpose yards in 2007.

Rushing

Year	G	#	Yds	Avg	TD	LG
2005	11	66	344	5.2	1	43 (CSU)
2006	12	155	784	5.1	5	38 (UNM)
2007	13	230	1,478	6.4	15	58 (UNLV)
Total	36	451	2,6065.8	21		


Receiving

Year	G	#	Yds	Avg	TD	LG
2005	11	16	139	8.7	1	32 (CSU)
2006	12	11	117	10.6	1	38 (UNLV)
2007	13	50	524	10.5	1	49 (BYU)
Total	36	77	780	10.13		

All-Purpose

Year	Rush	Rec.	PR	KR	Tot.
2005	66-344-1	16-139-1	2-18	1-13	514
2006	155-784	11-117	0-0	0-0	901
2007	211-1,478	46-524	14-176	19-505	2,683
Total	432-2,606	73-780	16-194	20-518	4,098

Steve Heil



**#26, DB
1971-73**

Named third-team All-American by A.P. in 1973 ... Recorded five fumble recoveries in 1972 which is the second-most in a single season in AFA history.

Year	UT-AT	TT	TFL-Yds
1971	16-10	26	1-1
1972	54-48	102	3-8
1973	65-65	130	6-14
Totals	135-123	258	10-23

Chad Hennings




**#87, DT
1984-87**

The most celebrated football player in Academy history ... Consensus All-America selection in 1987 ... Won the Outland Trophy and the Touchdown Club Line-man of the Year Award in 1987 ... Named the WAC's Defensive Player of the Decade in the 1980s ... Selected to play in the Japan Bowl and the East-West Shrine game ... Academic All-American in 1986 and 1987 ... Owns three Super Bowl rings with the Dallas Cowboys ... Inducted into the GTE Academic All-America Hall of Fame in 1999 ... Joins former AFA greats Brock Strom, Rich Mayo and Chris Howard in the Hall of Fame ... Selected to the College Football Hall of Fame in 2006, joining Brock Strom as the only Air Force players inducted ... Inducted into the AFA Athletics Hall of Fame in 2007.

Year	UT-AT	TT	TFL-Yds	Sack-Yds
1985	47-24	71	19-140	Inc. TFL
1986	59-42	101	10-35	10-43
1987	48-39	87	7-20	24-182
Totals	154-105	259	36-195	34-225


Brett Huyser



**#63, OL
2000-03**

Considered one of the top offensive linemen in the Fisher DeBerry era ... Earned fourth-team All-America honors in 2002 by *The Sporting News* ... ranked third on the team in knockdown blocks as a junior and senior.

Terry Isaacson



**#17, QB
1961-63**

Earned Helms All-American honors in 1963 ... Led the Falcons in rushing with 801 yards and passing with 946 yards ... Also averaged 39.0 yards per punt and 15.0 yards per punt return ... Scored 13 touchdowns in 1963 ... Inducted into the AFA Athletics Hall of Fame in 2009.

Passing				
Year	CA	Pct.	Yds	TD-Int
1961	2-7	.286	70	0-0
1962	52-120	.433	591	3-0
1963	68-147	.463	946	5-10
Totals	122-274	.445	1607	8-10

Rushing			
Year	Att	Yds	TD
1961	118	468	3
1962	110	384	2
1963	162	801	13
Totals	390	1,653	18

All-Purpose				
Year	Rec.	PR	KR	Int
1961	19-239	16-142	0-0	3-43
1962	0-0	8-52	1-27	4-103
1963	0-0	1-15	0-0	0-0
Tot.	19-239	23-209	1-27	7-146

Punting			
Year	Att	Yds	Avg.
1961	39	1573	40.3
1962	40	1546	38.7
1963	41	1599	39.0
Totals	390	1,653	18

Johnny Jackson




**#17, S
1978-81**

Earned Football Writers first-team and A.P. second-team honors in 1981 ... Selected to play in the Hula Bowl in 1981 ... First player in AFA history to earn first-team All-WAC honors (1981) ... Led the team in tackles in 1980 with 123 ... Also recorded two interceptions in 1981.

Year	TT	TFL-Yds	Int-TD
1978	55	0-0	1-0
1979	63	1-9	2-70
1980	99	3-5	2-46
1981	123	2-9	2-33
Totals	251	6-23	6-149

Ernie Jennings




**#22, WR
1968-70**

Named to the Central Press All-America team in 1969 ... Selected to play in the College All-Star game in 1971 ... Consensus All-American in 1970 ... Caught a school-record 15 passes vs. Wyoming in 1969 ... School-record 235 yards receiving vs. the Cowboys in 1970 ... Finished eighth in the voting for the Heisman Trophy in 1970 ... Inducted into the AFA Athletics Hall of Fame in 2009.

Year	Att	Yds	TD
1968	23	374	2
1969	51	729	9
1970	74	1,289	17
Totals	148	2,392	28

John Kershner



**#32, FB
1981-83**

Football News third-team All-American in 1983 ... Ranks third all-time at Air Force in career rushing with 2,726 yards ... Scored 20 career touchdowns ... Rushed for a career-high 1,056 yards in 1982 ... Averaged 5.1 yards per carry during his career.

Year	Att	Yds	TD
1981	120	685	5
1982	226	1,056	7
1983	166	934	8
Totals	512	2,675	20

Mike Kirby




**#82, WR
1980-83**

Named second-team All-American by *The Sporting News* in 1983 ... Team's leading receiver and punt returner for three seasons ... Recorded 38 catches for 862 yards and two touchdowns as a senior in 1983 ... Averaged 22.7 yards per catch in 1983, which ranks fourth all-time at AFA ... His 862 receiving yards are the third most in school history in a single season during the option era.

Year	Att	Yds	Avg	TD
1980	3	39	13.9	0
1981	35	415	11.9	0
1982	30	593	19.8	3
1983	38	862	22.7	2
Totals	106	1,909	18.0	5

Dave Lawson



**#64, PK
1972-75**

Named to the Football Writers team in 1974 and to the UPI and *Football News* second teams in 1975 ... Hit 19 of 28 field goals and 15 of 15 PATs in 1974 ... Also had 65 total

tackles and four tackles for loss in 1975 ... His 19 field goals in 1974 is a school record ... Hit 51 career field goals which is a school record ... Selected to play in the 1976 Hula Bowl ... School-record holder for longest field goal (62 yards).

Year	PAT	FG	Pts
1972	28-29	8-15	52
1973	22-28	11-21	55
1974	13-15	19-31	70
1975	15-15	13-28	54
Totals	78-87	51-95	231

Chris MacInnis



**#12, P/PK
1991-93**


Named first-team All-American by UPI and second-team by A.P. in 1993 ... WAC Special Teams Player of the Year in 1993 ... Won the AT&T Long Distance Award in 1993 with the nation's best punting average (47.0) ... His 47-yard average in 1993 is the second-best in AFA history.

with three blocked kicks vs. Colorado St. in 1990 ... Ranks third at the Academy in career blocked kicks with eight.

Punting			
Year	#	Yards	Avg.
1992	58	2,409	41.5
1993	49	2,303	47.0
Totals	107	4,712	44.0

Kicking			
Year	PAT	FG	Pts
1992	3-4	5-9	18
1993	33-34	9-14	60
Totals	36-38	14-23	78

Terry Maki




**#67, LB
1983-86**

Named first-team All-American in 1986 by Kodak ... Earned second-team honors by *Football News* and third-team honors by A.P. ... First-team All-WAC in 1985 and 1986 ... School-record

30 tackles vs. Notre Dame in 1985 ... Also had 25 tackles vs. Wyoming in 1986.

Year	UT-AT	TT	TFL-Yds
1983	--	6	2-9
1984	--	137	5-19
1985	64-73	137	13-71
1986	90-105	195	4-21
Totals	154-178	475	24-120

Carlton McDonald



**#3, CB
1989-92**

Consensus All-American in 1992 ... Finalist for the Jim Thorpe Award as the nation's top defensive back ... Ranks second all-time at AFA with 16 career interceptions ... Set a school record

with three blocked kicks vs. Colorado St. in 1990 ... Ranks third at the Academy in career blocked kicks with eight.

Year	UT-AT	TT	TFL-Yds	Int-Yds-TD
1989	2-0	2	0-0	0-0-0
1990	25-11	36	1-8	2-10-0
1991	38-24	62	5-12	6-76-1
1992	34-17	51	3-10	8-109-1
Totals	99-52	151	9-30	18-195-2

Frank Mindrup



**#74, OG
1996-98**

Named third-team All-American by the American Football Foundation in 1998 ... School record-holder for knockdown blocks in a single-season with 302 in 1997

... The career record holder with 642 ... Led the team with 226 knockdowns in 1998.

Orderia Mitchell



**#58, OC
1970-72**

Named second-team A.P. All-American in 1972 ... Also named to the second-team by *Gridiron* ... Second-team All-American in 1971 by *Black Sports* ... The "Big O" was also named to the

sophomore All-America team in 1970 while helping the team to a 9-2 regular season.

Beau Morgan



**#12, QB
1994-96**


Named third-team All-American as an all-purpose back by A.P. in 1996 ... Became the first player in NCAA history to rush and pass for over 1,000 yards twice (1995-96) ... WAC Of-

fensive Player of the Year in 1996 ... Finalist for the Davey O'Brien National Quarterback Award in 1996 ... School-record holder for career rushing touchdowns with 42 ... Finished 10th in the voting for the 1996 Heisman Trophy.

Rushing				
Year	Att	Yds	TD	Lg
1994	140	600	5	62
1995	229	1,285	19	55
1996	225	1,494	18	77
Totals	594	3,379	42	77

Passing				
Year	C-A	Pct.	Yds	TD-Int
1994	41-89	.461	873	5-2
1995	90-169	.533	1,165	12-7
1996	95-180	.528	1,210	8-6
Totals	226-438	.516	3,248	25-15

Gene Ogilvie




**#70, DE
1970-72**

Third-team UPI All-American in 1971 while helping AFA to the Sugar Bowl ... Team captain of the 1971 team ... Ended his career with 58 total tackles in 1972 while earning second-team

UPI All-America honors.

Year	UT-AT	TT	TFL-Yds
1970	33-17	50	6-34
1971	37-24	61	17-97
1972	27-31	58	7-30
Totals	97-72	169	30-161

Reggie Rembert




#8, DB
2007-10

First-team All-American by AFCA ... third-team All-American by A.P. ... first-team all-Mountain West Conference in 2009 and 2010 ... eighth in school history with nine

career interceptions ... 19 career turnovers (9 INT, 5 FF, 5 FR).

Year	UT-AT	TT	TFL-Yds	Int-Yds
2007	14-8	22	0.0-0	0-0
2008	52-14	66	8.5-37	3-23
2009	31-12	43	3.5-15	3-13
2010	32-19	51	2.0-4	3-31
Totals	129-53	182	8-40	9-67


Joe Rodwell



#54, OC
1961-63

Helms All-American in 1963 ... Anchored the offensive line that helped the team average 4.6 yards per carry on offense.

Tom Rotello



#45, DB
1983-86

Named second-team All-American by *Football News* in 1986 ... AFA's career leader in pass interceptions with 17 ... Recorded a school-record eight interceptions in 1985.

Year	UT-AT	TT	TFL-Yds	Int-Yds-TD
1983	--	17	0-0	2-28-0
1984		67	1-1	2-89-0
1985	45-23	68	2-6	8-101-2
1986	38-53	91	1-2	5-78-0
Totals	83-76	243	4-9	17-296-2

Anthony Schlegel



#51, ILB
2001-02

Earned third-team freshman All-American honors by *The Sporting News* ... First-team all-Mountain West Conference as a sophomore ... Twice named conference defensive

player of the week ... Left school to attend Ohio State following his sophomore year ... drafted in the third round of the 2006 NFL draft by the New York Jets.

Year	UT-AT	TT	TFL-Yds
2001	26-22	48	4.0-9
2002	54-64	118	10.0-54
Totals	80-86	146	14.0-63


Dave Schreck



#79, OG
1980-82

Named third-team All-American by A.P. in 1982 ... First-team All-WAC in 1982 ... The Academy's first offensive lineman to earn All-WAC honors.

Mark Simon




#39, P
1984-86

Earned Scripps-Howard All-America honors in 1985 while leading the nation in punting ... Set the school single-season record for punting average in 1985 with a 47.3 mark ... Averaged 43.7 per punt in 1986 ... A career 44.4 punting average in three seasons is the Academy record ... First-team all-conference in 1985.

... First-team all-conference in 1985.

Year	#	Yards	Avg.
1984	48	2,023	42.1
1985	53	2,506	47.3
1986	63	2,754	43.7
Totals	164	7,283	44.4

Neal Starkey



#47, DB
1965-67

Earned third-team A.P. All-America honors in 1967 ... Led the team with four interceptions ... Also led the team in punt returns and was second in kickoff returns ... Pre-season All-

America honors in 1966, but missed seven games due to injury ... Named to the *Playboy Magazine* All-America team in 1966.

Brock Strom



#75, OT
1956-58

The Academy's first consensus All-American ... Earned the honor in 1958 while leading Air Force to the Cotton Bowl and an undefeated season (9-0-2) ... Inducted into the GTE Academic All-

America Hall of Fame, the first athlete from the Academy inducted.

Scott Thomas



#29, S
1982-85

Named first-team All-American in 1985 by Kodak, Walter Camp and the Football Writers ... Earned second-team honors from A.P. ... Selected to play in the 1985 Hula Bowl ... Recorded six

interceptions in 1985, which is tied for fourth all-time for a single season ... First-team All-WAC in 1985 ... Recorded a punt return, kickoff return and interception return for touchdowns all in 1985 ... Consensus All-American in 1985 ... Inducted into the Air Force Athletics Hall of Fame in 2011.

Year	UT-AT	TT	TFL-Yds	Int-Yds-TD
1983	--	7	1-1	0-0-0
1984		125	2-4	4-20-0
1985	57-32	89	1-2	6-72-1
Totals	57-32	221	4-7	10-92-1

College Football Hall of Fame

Three former Falcons have reached the pinnacle of their sport by getting inducted into the College Football Hall of Fame.


Brock Strom, a 1959 Academy graduate, was inducted into the Hall of Fame in 1985. Strom was a consensus All-American in 1958 and the captain of Air Force's only undefeated team in school history. He played an instrumental role in the 1958 team that finished 9-0-2 and played in the Cotton Bowl.

Chad Hennings, a 1988 Academy graduate, was inducted into the Hall of Fame in 2006. A unanimous first-team All-America selection in 1987, Hennings received the Outland Trophy as the nation's top interior lineman. A two-time first-team all-conference selection, he is a member of the Western Athletic Conference all-time team and was named WAC defensive player of the decade for the 1980s. He is a two-time first-team Academic All-American and is also a member of the Academic All-America Hall of Fame. Although he was drafted by the Dallas Cowboys in the 1988 NFL Draft, Hennings fulfilled a four-year military commitment, serving during the first Gulf War. In 1992, he rejoined the Cowboys and embarked on a nine-year NFL career that brought him three Super Bowl titles.


Long-time coach Fisher DeBerry was inducted in 2011, the first year he was eligible to be on the ballot. DeBerry served as head coach at Air Force for a brilliant 23-year career which concluded with his retirement on Dec. 15, 2006. He led 17 of his 23 teams to winning records and 12 captured a bowl bid, posting a 6-6 record. His career record of 169-109-1 is the best in school history in terms of games won and winning percentage. He coached the Falcons to three conference championships. The team won a share of the Western Athletic Conference championship in 1985, his second season, and again in 1995. In 1998, DeBerry guided the team to its first outright title with the WAC Mountain Division championship and a win over Brigham Young in the title game in Las Vegas. He was named WAC Coach of the Year for the third time in his career. The 1998 team's 12-1 record completed the first back-to-back 10-win seasons in school history following a 10-3 campaign the previous year. The 1998 squad finished the season ranked 10th nationally. His Falcons dominated the Commander-in-Chief's Trophy series with archrivals Army and Navy. Air Force won the trophy 14 times and shared it once in DeBerry's tenure. He compiled a remarkable 35-11 record against the Black Knights and Midshipmen and is the winningest coach in service academy history.

Former Air Force coach, L.T. "Buck" Shaw was inducted into the Hall of Fame in 1972. Shaw coached the Falcons in 1956 and 1957. Shaw is most known for his seven stellar seasons at Santa Clara, but also coached at North Carolina State, Nevada and California, as well as two stops in the NFL with San Francisco and Philadelphia.

Strom, 1985



Hennings, 2006



DeBerry, 2011



Team Most Valuable Players

Most Valuable Offensive Player

1959.....Steve Galios, FB
 1960.....Mike Quinlan, HB
 1961.....Rich Mayo, QB
 1962.....Rob McNaughton, QB
 1963.....Terry Isaacson, QB
 1964.....John Lorber, HB
 1965.....Steve Amdor, FB
 1966.....Paul Stein, QB
 1967.....Lloyd Duncan, DB
 1968.....Neal Starkey, DB
 1969.....Dennis Ryll, FB
 1970.....Gary Baxter, QB
 1971.....Ernie Jennings, FL
 1972.....Brian Bream, TB
 1973.....Joel Carlton, TB
 1974.....Rich Haynie, QB
 1975.....Mike Mark, TB/DB
 1976.....Ray Wild, Rover
 1977.....Ken Wood, TB
 1978.....Jack Kucera, LB
 1979.....Dave Ziebart, QB
 1980.....Shelby Ball, TB
 1981.....Johnny Jackson, DB
 1982.....Dave Carraway, DB
 1983.....John Kershner, FB
 1984.....John Kershner, FB
 1985.....Scott Thomas, DB
 1986.....Scott Thomas, DB
 1987.....Tom Rotello, DB
 1988.....Dee Dowis, QB
 1989.....Greg Johnson, HB
 1990.....Randle Gladney, LB
 1991.....Rodney Lewis, FB
 1992.....Jason Jones, FB
 1993.....Vergil Simpson, LB
 1994.....Wayne Young, HB
 1995.....Jeremy Johnson, HB
 1996.....Jake Campbell, HB
 1997.....Tim Curry, DB
 1998.....Jemal Singleton, HB
 1999.....Scotty McKay, HB
 2000.....Ryan Fleming, WR
 2001.....Keith Boyea, QB
 2002.....Leotis Palmer, HB
 2003.....Darnell Stephens, HB
 2004.....Darnell Stephens, HB
 2005.....Jason Brown, WR
 2006.....Chad Hall, HB
 2007.....Shaun Carney, QB*
 2008.....Travis Dekker, TE*
 2009.....Peter Lusk, OG
 2010.....Tim Jefferson, QB

Most Valuable Defensive Player

1959.....Dave Phillips, Tackle
 1960.....Sam Hardage, End
 1961.....Bob Brickey, End
 1962.....Ken Needham, Guard
 1963.....Bill Hentges, Guard
 1964.....Dave Sicks, Center
 1965.....Joe O'Gorman, Center
 1966.....Scott Jackson, Guard
 1967.....Jim Hogarty, Punter/DE
 1968.....Ken Zagzebski, NG
 1969.....Ken Hamlin, DT
 1970.....Dennis Leuthauser, K/LB
 1971.....Phil Bauman, LB
 1972.....Darryl Haas, LB/P
 1973.....Eugene Ogilvie, DE
 1974.....Jim Morris, LB
 1975.....Terry Young, DT
 1976.....Dave Lawson, LB/K
 1977.....Mark Kenny, Middle Guard
 1978.....Dave Scott, DE
 1979.....Ryan Williams, DT
 1980.....Ryan Williams, DT
 1981.....Mike France, LB
 1982.....Al Wiley, OG
 1983.....Ricard Smith, C
 1984.....Charlie Heath, DE
 1985.....Chris Funk, DT
 1986.....Joe Jose, OG
 1987.....Chris Findall, OT
 1988.....John Steed, NG
 1989.....James Payne, OT
 1990.....Scott Hollister, OT
 1991.....Steve Brennan, NT
 1992.....Steed Lobotzke, OT
 1993.....Chris Baker, NG
 1994.....Chad Mathis, OT
 1995.....Johnny Harrison, LB
 1996.....Bret Cillissen, OT
 1997.....Chris Gizzi, LB
 1998.....Bryce Fisher, DT
 1999.....Shawn Thomas, DT
 2000.....Ben Miller, OT
 2001.....Ben Miller, OT
 2002.....Brett Huyser, OG
 2003.....Brett Huyser, OG
 2004.....Ross Weaver, OT
 2005.....Ross Weaver, OT
 2006.....Drew Fowler, LB
 2007.....Drew Fowler, LB*
 2008.....Jake Paulson, DE*
 2009.....Chris Thomas, DB*
 2010.....Rick Ricketts, DL*

Note: The MVP award didn't start until 1963. Special teams MVP started in 1999.

* - The awards changed names from 2007 to the present.

Most Valuable Player

1963.....Skinner Simpson, End
 1964.....Terry Isaacson, QB
 1965.....Steve Amdor, FB
 1966.....Paul Stein, QB
 1967.....Lloyd Duncan, DB
 1968.....Neal Starkey, DB
 1969.....Dick Swanson, OB
 1970.....Dennis Leuthauser, P/LB
 1971.....Ernie Jennings, FL
 1972.....Darryl Haas, P/LB
 1973.....Orderia Mitchell, C
 1974.....Jim Morris, LB
 1975.....Rob Farr, SE
 1976.....Ray Wild, Rover
 1977.....Mark Kenny, NG
 1978.....Jack Kucera, LB
 1979.....Tom Foertsch, LB
 1980.....Dave Ziebart, QB
 1981.....Johnny Jackson, Safety
 1982.....Marty Louthan, QB
 1983.....Marty Louthan, QB
 1984.....Bart Weiss, QB
 1985.....Bart Weiss, QB
 1986.....Pat Evans, FB
 1987.....Chad Hennings, DT
 1988.....Anthony Roberson, HB
 1989.....Dee Dowis, QB
 1990.....Brian Hill, LB
 1991.....Rob Perez, QB
 1992.....Carlton McDonald, DB
 1993.....Chris MacInnis, P/PK
 1994.....Johnny Harrison, LB
 1995.....Beau Morgan, QB
 1996.....Beau Morgan, QB
 1997.....Chris Gizzi, LB
 1998.....Blane Morgan, QB
 1999.....Scotty McKay, HB
 2000.....Mike Thiessen, QB
 2001.....Keith Boyea, QB
 2002.....Chance Harridge, QB
 2003.....Marchello Graddy, ILB
 2004.....John Rudzinski, ILB
 2005.....Jason Brown, WR
 2006.....Drew Fowler, LB
 2007.....Chad Hall, WR-Z/TB*
 2008.....Chris Thomas, SS*
 2009.....Ben Garland, NG*
 2010.....Reggie Rembert, DB*

Most Valuable Lineman / Special Teams Award

1999.....Jackson Whiting, PK
 2000.....Dave Adams, PK
 2001.....Justin Pendry, DT
 2002.....Joey Ashcroft, PK
 2003.....Andrew Martin, P
 2004.....Michael Greenaway, PK
 2005.....Mark Carlson, DB
 2006.....Hunter Altman, Safety
 2007.....John Rabold, OLB*
 2008.....Ryan Harrison, PK/P*
 2009.....Brandon Geyer, P*
 2010.....A.J. Wallerstein, OL*

Major Award Winners

NCAA Post Graduate Scholarship

1964-65	Ed Fausti
1966-67	Jim Hogarty
1967-68	Ken Zagzebski
1968-69	Richard Rivers
1968-69	Charles Longnecker
1969-70	Al Wurglitz
1970-71	Ernie Jennings
1970-71	Bob Parker
1971-72	Darryl Haas
1972-73	Mark Prill
1974-75	Joe Debes
1983-84	Jeff Kubiak
1985-86	Derek Brown
1987-88	Chad Hennings
1988-89	David Hlatky
1989-90	Steve Wilson
1990-91	Chris Howard
1991-92	Ron James
1992-93	Scott Hufford
1994-95	Preston McConnell
1995-96	Bret Cillessen
1996-97	Carlton Hendrix
1998-99	Charles "Spanky" Gilliam
1999-00	Cale Bonds
2000-01	Scott Becker

Hitachi/CFA

Scholar-Athlete Award

1992	Grant Johnson
1994	Saxon Yandell
1995	Bret Cillessen

National Football Foundation College Hall of Fame Scholarship

1969-70	Charles Longnecker
1970-71	Bob Parker
1971-72	Darryl Haas
1972-73	Bob Homburg
1978-79	Tom Foertsch
1979-80	Jim Tubbs
1981-82	Mike France
1982-83	Dave Schreck
1983-84	Jeff Kubiak
1984-85	Derek Brown
1088-89	David Hlatky
1990-91	Chris Howard
2000-01	Scott Becker

Rhodes Scholarship

1962	Bob Baxter
1965	Bart Holaday
1970	Al Wurglitz
1990	Chris Howard

Academy Wing Commanders

(Highest Ranking Cadet)	
1964	James Ingram (fall) T. Allan McArtor (spring)
1965	Bart Holaday
1967	Richard Cathcart
1971	Virgil Staponski
1989	Scott Salmon
2006	Andy Gray

Academic All-America Hall of Fame

1991	Brock Strom
1994	Rich Mayo
1999	Chad Hennings
2003	Chris Howard

Outland Trophy

1987	Chad Hennings
------	---------------

Vincent dePaul Draddy Fellowship

1990	Chris Howard
------	--------------

Air Force Male Athlete of the Year

1959	Brock Strom
1961	Rich Mayo
1963	Skinner Simpson
1964	Terry Isaacson
1968	Neal Starkey
1969	Ken Hamlin
1970	Dennis Leuthauser
1971	Ernie Jennings
1973	Orderia Mitchell
1976	Dave Lawson
1977	T.G. Parker
1979	Tom Foertsch
1980	Dave Ziebart
1982	Johnny Jackson
1983	Dave Schreck
1984	Marty Louthan
1985	Chris Funk
1986	Bart Weiss
1987	Terry Maki
1988	Chad Hennings
1990	Dee Dowis
1991	Brian Hill
1992	Rob Perez
1993	Carlton McDonald
1994	Chris MacInnis
1995	Johnny Harrison
1997	Beau Morgan
1998	Chris Gizzi
1999	Blane Morgan
2001	Mike Thiessen
2007	Chad Hall

Conference Special Teams Player of the Year

1993	Chris MacInnis, PK
------	--------------------

Conference Offensive Player of the Year

1985	Bart Weiss, QB
1989	Dee Dowis, QB
1996	Beau Morgan, QB (Pacific Division)
1998	Blane Morgan, QB (Mtn Division)
2000	Mike Thiessen, QB
2007	Chad Hall, WR/RB

Conference Defensive Player of the Year

1984	Chris Funk, DT
1987	Chad Hennings, DT
1991	Carlton McDonald, DB
1992	Carlton McDonald, DB
1996	Chris Gizzi, ILB (Pacific Division)
1997	Chris Gizzi, ILB (Pacific Division)
1998	Bryce Fisher, DT (Mtn Division)

Conference Coach of the Year

1985	Fisher DeBerry
1995	Fisher DeBerry
1998	Fisher DeBerry (Mtn Division)
2007	Troy Calhoun

HEISMAN TROPHY

Year	Falcon	Finish
1963	Terry Isaacson	8th
<i>Winner: Roger Staubach, Navy</i>		
1970	Ernie Jennings	8th
<i>Winner: Jim Plunkett, Stanford</i>		
1989	Dee Dowis	6th
<i>Winner: Andre Ware, Houston</i>		
1996	Beau Morgan	10th
<i>Winner: Danny Wuerffel, Florida</i>		

Conference Freshman of the Year

2008	Tim Jefferson, QB
------	-------------------

NFLPA Service Academy Player of the Year

2010	Reggie Rembert
------	----------------

Air Force Athletic Leadership Award

1961	Bob Brickey
1964	Darryl Bloodworth
1970	Gary Baxter
1973	Mark Prill
1975	Mike Mark
1977	Dave Reiner
1979	Steve Hoog
1982	Mike France
1983	Richard Smith
1995	Steve Russ
1999	Tim Curry
2001	Scotty McKay
2004	John Rudzinski
2009	Nick Charles

Air Force Scholar-Athlete Award

1965	Bart Holaday
1968	Carl Janssen
1970	Al Wurglitz
1973	Bob Homburg
1984	Jeff Kubiak
1993	Grant Johnson
2000	Cale Bonds

Air Force Athletic Excellence Award

1959	Larry Thompson
1960	John Kuenzel
1961	Mike Quinlan
1963	Wilson Parma
1964	Parke Hinman
1965	John Puster
1967	Jim Hogarty
1969	Barry Cline
1971	Ernie Jennings
1972	Darryl Haas
1985	Tom Coleman
1986	Scott Thomas
1989	David Hlatky
1999	Bryce Fisher
2010	Reggie Rembert

Football Team Captain(s)

1955	Brock Strom, John White
1956	Charles Zaleski, Larry Thomson
1957	Brock Strom, Charles Zaleski
1958	Brock Strom
1959	Howard Bronson
1960	Mike Quinlan
1961	Bob McDonough
1962	Skinner Simpson
1963	Terry Isaacson, Todd Jagerson
1964	Wendell Harkleroad, Dick Czarnota
1965	Paul Stein
1966	Lloyd Duncan, Scott Jackson
1967	Neal Starkey
1968	Dick Swanson
1969	Gary Baxter, Ed Epping
1970	Cyd Maattala, Virgil Staponski
1971	Brian Bream, John Greenlaw
1972	Orderia Mitchell, Gene Ogilvie
1973	Rich Haynie, Jim Morris
1974	Larry Fariss, Terry Young
1975	Chris Milodragovich, Randy Spetman
1976	Mark Kenny, Ken Wood
1977	Jack Kucera, Jim Weidmann
1978	Tom Foertsch, Steve Hoog
1979	Randy Williams, Dave Ziebart
1980	Mike Bloomfield, Scott Schafer
1981	Ed Antoine, Mike France
1982	Johnny Jackson
1983-88	All Seniors
1989	Dee Dowis, Lance McDowell, Scott Hollister, Randall Gladney, Tom Kafka
1990	Lane Beene, Brian Hill, Rodney Lewis, J.T. Tokish
1991	Rob Perez, Joe Wood, Shanon Yates
1992	Chris Baker, Jarvis Baker, Carlton McDonald
1993	Mike Black, Scott Teigen, Wayne Young
1994	Game Captains
1995	Game Captains
1996	Chris Gizzi, Lee Guthrie, Beau Morgan
1997	Chris Gizzi, Jemal Singleton, Jeff Mohr
1998	Blane Morgan, Jemal Singleton, Tim Curry, Jason Sanderson
1999	Game Captains
2000	Nate Beard, Matt Pommer, Mike Thiessen, Ben Miller
2001	Keith Boyea, Ben Miller, Zach Johnson

College All-Star Games

COLLEGE ALL-STAR GAME (Chicago, Ill.) -- Ed Epping (DT), 1970; Dennis Leuthauser (MG-K), 1970; Ernie Jennings (FLK), 1971

EAST-WEST SHRINE (Palo Alto, Calif.) -- Rich Mayo (QB), 1960; Paul Stein (QB), 1965; Lloyd Duncan (DHB), 1966; Neal Starkey (DHB), 1967; Bob Farr (SE), 1974; Sean Pavlich (K), 1983; Ben Martin (1966, 1967 coach & 1974 head coach); Buck Shaw (coach), 1958; Chad Hennings (DT), 1987; J.T. Tokish (ILB), 1990; Steed Lobotzke (OL), 1991; Carlton McDonald (CB), 1992; Steve Russ (ILB), 1994; Chris Gizzi (ILB), 1997; Bryce Fisher (DT), 1998; David Hildebrand (OL), 2000; Zach Johnson (NG), 2001; Wes Crawley (DB), 2002; Brett Huyser (OL), 2003; John Rudzinski (LB), 2004; (Houston, Texas) Robert Kraay (OL), 2006; Drew Fowler (ILB), 2007; Chris Thomas (DB), 2009

NORTH-SOUTH SHRINE (Miami, Fla. - Pontiac, Mich.) -- Gary Baxter (QB), 1969; Dennis Leuthauser (MG-K), 1969; George Rayl, C, 1969; Gene Ogilvie (DE), 1972; Ben Martin (coach), 1976

COACHES' ALL-AMERICA (Lubbock, Texas) -- Dennis Leuthauser (MG-K), 1970; Ernie Jennings (FLK), 1971

AMERICAN BOWL (Tampa, Fla.) -- Dick Swanson (OT), 1968; Gary Baxter (RB), 1969; George Rayl (C), 1969

BLUE-GRAY (Montgomery, Ala.) -- Ben Martin (head coach), 1959; Bill Manning (FLK), 1965; Ken Hamlin (OT), 1968; Charlie Longnecker (SE), 1969; Steve Russ (ILB), 1994; Beau Morgan (QB), 1996; Alex Pupich (OLB), 1996; Steve Fernandez (OLB), 1997; Frank Staine-Pyne (DB), 1997; Matt Farmer (WR), 1999; Ryan Fleming (WR), 2001

HULA BOWL (Honolulu, Hawaii) -- Terry Isaacson (QB), 1964; Joe Rodwell (C), 1964; Ken Hamlin (OT), 1969; Orderia Mitchell (C), 1973; Jim Morris (LB), 1974; Dave Lawson (LB-K), 1976; Ryan Williams (DT), 1980; Johnny Jackson (SAF), 1981; Dave Schreck (OG), 1982; John Kershner (HB), 1983; Chris Funk (DT), 1984; Mike Brown (HB), 1984; Scott Thomas (SAF), 1985; John Ziegler (DT), 1985; Terry Maki (LB), 1986; Tom Rotello (CB), 1986; Dave Hlatky (OG), 1988; Dee Dowis (QB), 1989; Shanon Yates (FAL), 1991; Carlton McDonald (CB), 1992; Johnny Harrison (OLB), 1994; Beau Morgan (QB), 1996; Cameron Curry (DT), 1996; Chris Gizzi (ILB), 1997; Tim Curry (DB), 1998; Bryce Fisher (DT), 1998; Frank Mindrup (OL), 1998; Matt Farmer (WR), 1999; Corey Nelson (OLB), 2000; Ben Miller (OL), 2001; Leotis Palmer (HB), 2002; Alec Messerall (WR), 2004; Jason Brown (WR), 2005; Ross Weaver (OL), 2005; Gilberto Perez (DE), 2006; John Rabold (OLB), 2007

COPPER BOWL (Phoenix, Ariz.) -- Daniel Johnson (OG), 1959; George Pupich (K), 1959; Monte Moorberg (FB), 1960; Mike Quinlan (HB), 1960

JAPAN BOWL (Tokyo-Yokohama, Japan) -- Steve Hoog (FLK), 1979; Tom Schluckebier (DT), 1981; John Kershner (OHB), 1983; Sean Pavlich (K), 1983; Chris Funk (DT), 1984; Dwan Wilson (CB), 1985; Chad Hennings (DT), 1987; Randle Gladney (LB), 1989; Brian Hill (ILB), 1990; Joe Wood (K), 1991; Carlton McDonald (CB), 1992

ALL-AMERICAN BOWL (Tucson, Ariz.) -- Sam Hardage (OE), 1960; Mike Quinlan (HB), 1960

GRIDIRON CLASSIC (Orlando, Fla.) -- Craig Thorstenson (ILB), 1999; Mike Thiessen (QB), 2000

2002	Bryan Blew, Leotis Palmer, Tom Heier, Jeff Overstreet, Trevor Hightower, Anthony Schlegel
2003	Jeff Overstreet, Trevor Hightower, Joe Schieffer, Chance Harridge, Brett Huyser, Monty Coleman, John Rudzinski

2004	Adam Cole, Dan Shaffer, Ryan Carter, John Rudzinski, Alec Messerall
2005	Russ Mitscherling, Ross Weaver, Jon Wilson
2006	Shaun Carney, Curtis Grantham, Gilberto Perez, Chris Sutton
2007-10	Game Captains

Academic All-Conference

1980- Mike Bloomfield, LB; Kevin Ewing, DB; Mike France, LB; Rob Renaud, LB

1981- Kevin Ewing, LB; Mike France, LB; Dave Schreck, OG; Jeff Kubiak, P

1982- No team selected

1983- No team selected

1984- Mark Melcher, OG; Larry Nicklas, NG; John Ziegler, DT; Dick Clark, LB

1985- No team selected

1986- Jim Tomallo, QB; Chad Hennings, DT

1987- David Hlatky, OG; Rob Krause, OB; Tim Kosmatka, OB; Chad Hennings, DL; Derrick Larson, LB; Scott Salmon, DB

1988- David Hlatky, OG; James Hecker, DB; Scott Salmon, DB; Tim Kosmatka, FB; J.T. Tokish, LB; Terry Walker, LB

1989- Chris Howard, HB; J.T. Tokish, LB; Steve Wilson, OG; Paul Walski, C

1990- Chris Howard, HB; Lee Jones, TE; Paul Walski, C; J.T. Tokish, ILB

1991- Ron James, OG; Steed Lobotzke, OT; David Mott, TE; Scott Hufford, WR; Grant Johnson, ILB; Vergil Simpson, OLB; Peter Wilkie, TE

1992- Grant Johnson, LB; Scott Hufford, WR; Tom Thomsen, WR; Curtis Sutton, DT

1993- Parks Hughes, HB; Gil Sanders, FS; Preston McConnell, QB; Steve Russ, ILB; Curtis Sutton, DT

1994- Antoin Alexander, DB; Bret Cillessen, OG (GTE all-district); Carlton Hendrix, OT; Parks Hughes, HB; Preston McConnell, QB; Gil Sanders, DB; Brandon Wilkerson, FB; Steve Russ, ILB (GTE all-district)

1995- Parks Hughes, HB; Bret Cillessen, OG; Brandon Wilkerson, FB; Lee Guthrie, LB; Carlton Hendrix, OG

1996- Marcus Alexander, WR; Tim Curry, DB; Carlton Hendrix, OG; Lee Guthrie, LB; Dallas Thompson, K; Dustin Tyner, WR

1997- Cale Bonds, QB; Mike Barron, WR; Sean Finnan, OLB; Jeff Parr, OT; Mike Roberts, OT

1998- Scott Becker, FB; Andy Malin, TE; Mike Roberts, OL; David Adams, K; Cale Bonds, QB; Mike Barron, WR

1999- David Adams, PK; Kyle Allen, DT; Scott Becker, FB; Cale Bonds, QB; Doug Charters, OT; Casey Cortese, WR; Kurt Duffy, DB; Ryan Finnan, LB; Bert Giovannetti, HB; Dustin Ireland, WR; Andy Malin, TE; Matt McCraney, LB; Luke Porisch, OL; Rob Reinebach, OL; Mike Roberts, OL; Brandon Sokora, DT; Dallas Thompson, PK; Paul Townsend, OL

2000- Dave Adams, PK; Kyle Allen, DT; Scott Becker, FB; Kurt Duffy, DB; Ryan Finnan, LB; Bert Giovannetti, HB; Dustin Ireland, WR; Matt Mai, OC; Andy Malin, TE; Luke Porisch, OT; Joseph Pugh, OG; Kevin Runyon, LB; Dallas Thompson, PK

2001 - Joey Ashcroft, PK; Jimmy Burns, FB; Tom Heier, HB; Matt Mai, C; Matt McCraney, OLB; Scott Meyer, OL; Blane Neufeld, OL; Joe Pugh, OL; Kevin Runyon, TE

2002 - Joey Ashcroft, PK; Bryan Blew, QB; Tom Heier, HB; Scott Meyer, OL; Blane Neufeld, OL; John Rudzinski, ILB; Wayne Southam, OL; Adam Strecker, TE; John Welsh, P

2003 - Blane Neufeld, OL; John Rudzinski, LB; Adam Strecker, TE; Andrew Martin, P; Joe Schieffer, HB; John Schwartz, TE; Jesse Underbakke, OL; Tyler Hess, DB; Grant Malory, DB; Denny Poland, DB

2004 - Ryan Carter, DL; John Rudzinski, LB; Brian Jarratt, OL; Denny Poland, DB; Chris Sutton, DB

2005 - Erik Anderson, DL; Pat Edwards, OL; Donny Heaton, P; Greg Kirkwood, WR; Denny Poland, DB; Chris Huckins, DB; Brad

Meissen, DB; Vic Thompson, WR; Josh Clayton, DL; Garrett Rybak, DB; Bob Scott, OL

2006 - Chris Huckins, DB; Brad Meissen, DB; Zach Sasser, PK/P; Beau Suder, HB; Chris Sutton, DB; Vic Thompson, WR; Josh Clayton, DL; Travis Dekker, TE; Scott Peeples, FB; Garrett Rybak, DB; Josh Loomis, WR; Jared Marvin, DL; Nick Charles, OL

2007 - Josh Clayton, DL; Travis Dekker, TE; Scott Peeples, FB; Garrett Rybak, CB; Jared Marvin, NG; Luke Yeager, DB; Nick Charles, OL

2008 - Travis Dekker, TE; Jared Marvin, NG; Clay Bryant, ILB; Nick Charles, OG; Chris Thomas, SS; Kevin Fogler, WR; Kyle Halderman, WR.

2009 - Nick Charles, OL; Ben Garland, NG; Justin Moore, LB; Chris Thomas, DB; Keil Bartholomew, P; Kyle Halderman, WR; Kevin Fogler, WR; Tyler Schonsheck, OL; Nathan Walker, FB; Jeffrey Benson, OL; Josh Hall, DB; A.J. Wallerstein, OL; Wale Lawal, LB.

2010 - Keil Bartholomew, P; Zach Bell, PK; Kevin Fogler, WR; Kyle Halderman, WR; Tyler Schonsheck, OL; Nathan Walker, FB; Jeffrey Benson, OL; Josh Hall, DB; Daniel Pickett, TE; A.J. Wallerstein, OL; Austin Briebl, TE; Jordan Eason, OL; Wale Lawal, LB.



First Team

- 1981-** John Jackson, DB
1982- John Kershner, FB; Sean Pavlich, K; Dave Schreck, OG
1983- John Kershner, FB; Scott Wachenheim, OL; Sean Pavlich, K; Chris Funk, DT; Greg Zolinger, DB
1984- Chris Funk, DT
1985- Scott Thomas, S; Tom Rotello, CB; John Ziegler, DT; Terry Maki, LB; Kraig Evenson, OT; Bart Weiss, QB; Mark Simon, P
1986- Chris Findall, OT; Chad Hennings, DT; Terry Maki, LB; Tom Rotello, DB; Mark Simon, P
1987- Roy Garcia, OG; Chad Hennings, DT; Rip Burgwald, LB
1988- Kevin Bell, OG
1989- Dee Dowis, QB; Randle Gladney, LB; Greg Johnson, HB; Eric Faison, DB; Scott Hollister, OT
1990- Joe Wood, PK; J.T. Tokish, ILB
1991- Jason Jones, FB; Steed Lobotzke, OT; Jason Christ, P; Vergil Simpson, OLB; Carlton McDonald, DB
1992- Vergil Simpson, LB; Carlton McDonald, CB
1993- Chris MacInnis, PK; Chad Mathis, OT
1994- Bret Cillessen, OG; Johnny Harrison, OLB
1995- Beau Morgan, QB; Bret Cillessen, OG; Brian McCray, OLB
1996- Beau Morgan, QB; Chris Gizzi, LB; Carlton Hendrix, OG; Cameron Curry, DT
1997- Frank Mindrup, OG; Chris Gizzi, ILB; Tim Curry, Special Teams
1998- James Norman, OL; Blane Morgan, QB; Bryce Fisher, DT; Tim Curry, DB; Craig Thorstensen, ILB
1999- Jackson Whiting, PK; James Norman, OL

- 2000-** Mike Thiessen, QB; Ryan Fleming, WR; David Hildebrand, OG
2002- Joey Ashcroft, PK; Wes Crawley, DB; Anthony Schlegel, ILB
2003- Marchello Graddy, ILB
2006- Drew Fowler, ILB
2007- Chad Hall, WR/RB; Blaine Guenther, OC; John Rabold, OLB; Carson Bird, CB
2008- Jake Paulson, DE
2009- Reggie Rembert, DB
2010- Reggie Rembert, DB

- FB; Steve Brennan, NG; Brian Hill, ILB; Shanon Yates, DB; Jason Christ, P
1991- Joe Wood, K; Kette Dornbusch, ILB; Shanon Yates, DB
1992- Jim Ramsey, OT; Chris Baker, DT; Eldrick Hill, DB
1993- Mike Black, ILB; Johnny Harrison, OLB; Brian Watkins, SC
1994- Erik Davis, DT; Steve Russ, ILB; Brian Watkins, SC; LeRon Hudgins, FAL
1995- Cameron Curry, DT, LeRon Hudgins, FAL; Kelvin King, SC
1996- Mike Zeman, OC; Chris Schweighardt, NG; Alex Pupich, OLB; Frank Staine-Pyne, CB
1997- Chuck Parks, OG; Blane Morgan, QB; Bryce Fisher, DT; Steve Fernandez, OLB; Tim Curry, DB; Frank Staine-Pyne, DB
1998- Matt Farmer, WR; Frank Mindrup, OL; Mike Roberts, OL; Tim Curry, ST
1999- Ken Chandler, TE; Shawn Thomas, DT
2000- Dave Adams, PK; Matt Dayoc, OC; C.J. Zanotti, ILB
2001- Ben Miller, OL; Zach Johnson, DL
2002- Chance Harridge, QB; Jesse Underbakke, OL
2003- Brett Waller, OL; Brett Huysen, OL
2004- Jon Wilson, OL
2005- Jon Wilson, OL
2006- Chad Hall, HB; Robert Kraay, OL
2007- Nick Charles, OL; Drew Fowler, ILB
2008- Nick Charles, OL; Ryan Harrison, PK; Chris Thomas, SS
2009- Nick Charles, OL; Peter Lusk, OL; Jared Tew, FB; Erik Soderberg, PK; Ben Garland, NG; Anthony Wright, DB
2010- Asher Clark, RB; Rick Ricketts, DL; Chase Darden, OL; A.J. Wallerstein, OL




Second Team

- 1980-** Bruce Brown, OG; Tom Schluckebier, DT
1981- Mike France, LB; Sean Pavlich, K; Tom Schluckebier, DT
1982- Chris Funk, DT; Jeff Kubiak, P; Marty Louthan, QB
1983- Marty Louthan, QB; Mike Brown, RB; Don Oberdieck, C; Mark Melcher, OG; Mike Kirby, WR; Charlie Heath, DE
1984- Jody Simmons, HB; Don Oberdieck, C; Mark Melcher, OG; Fred Buttrell, OG; Larry Nicklas, NG; Terry Maki, LB; Scott Thomas, S; Mark Simon, P
1985- Rusty Wilson, C; Ken Carpenter, WR; Hugh Brennan, TE; Chad Hennings, DT; Mike Chandler, LB; A.J. Scott, FAL
1986- Pat Evans, FB; Steve Spewock, DT; Tom Rotello, KOR/PR
1987- Blake Gettys, OC; Dee Dowis, QB; Anthony Roberson, RB; John Steed, NG
1988- David Hlatky, OG; Greg Johnson, HB; Andrew Smith, FB; Randle Gladney, OLB
1989- Paul Walski, C; Rodney Lewis, FB
1990- Steed Lobotzke, OT; Rodney Lewis,



Tom Rotello



Vergil Simpson

Team Records

Rushing

Attempts

Season

1. 8152009 (MWC)
2. 7862002 (MWC)
3. 7482010 (MWC)
4. 7821987 (WAC)
5. 7772008 (MWC)
6. 7601991 (WAC)
7. 7341988 (WAC)
- 7341989 (WAC)
9. 7231982 (WAC)
10. 7212007 (MWC)

Game

1. 82.....vs. New Mexico, 1987 (WAC)
2. 81.....vs. Fresno State, 1996 (WAC)
- 81.....vs. UCLA, 1964 (IND)
4. 80.....vs. New Mexico, 2010 (MWC)
5. 79.....vs. Hawaii, 1987 (WAC)
- 79.....vs. BYU, 2002 (MWC)
7. 78.....vs. Hawaii, 2001 (MWC)
8. 77.....vs. San Jose State, 1996 (WAC)
- 77.....vs. Rice, 1986 (WAC)
- 77.....vs. San Diego State, 2008 (MWC)

Yards

Season

1. 4,6351987 (WAC)
2. 4,5301988 (WAC)
3. 4,2721989 (WAC)
4. 4,0571991 (WAC)
5. 4,0012002 (MWC)
6. 3,9891995 (WAC)
7. 3,9852010 (MWC)
8. 3,8942007 (MWC)
9. 3,8111983 (WAC)
10. 3,6871993 (WAC)

Game

1. 646vs. New Mexico, 1987 (WAC)
2. 640vs. Utah, 1988 (WAC)
3. 585vs. No. Colorado, 1984 (WAC)
4. 583vs. Cal St. Northridge, 2000 (MWC)
5. 575vs. Utah, 1987 (WAC)
- 575vs. UTEP, 1984 (WAC)
7. 569vs. San Diego St., 2007 (MWC)
8. 559vs. San Diego St., 1989 (WAC)
9. 525vs. New Mexico, 1991 (WAC)
10. 516vs. Wyoming, 1989 (WAC)

Average Per Rush

Season

1. 6.21988 (WAC)
2. 5.91983 (WAC)
- 5.91987 (WAC)
- 5.91995 (WAC)
5. 5.81989 (WAC)
- 5.81996 (WAC)
7. 5.51984 (WAC)
8. 5.42007 (MWC)
9. 5.31991 (WAC)
- 5.32010 (MWC)

Game

1. 9.4vs. Northern Colo., 1984 (WAC)
- 9.4vs. UTEP, 1984 (WAC)
3. 9.0vs. San Diego State, 1989 (WAC)
4. 8.9vs. San Diego State, 2007 (MWC)
5. 8.4vs. Colorado State, 1989 (WAC)
6. 8.3vs. Weber State, 1991 (WAC)
7. 8.0vs. Colorado State, 1996 (WAC)
- 8.0vs. Colorado State, 1963 (IND)
9. 7.9vs. New Mexico, 1987 (WAC)
- 7.9 . . . vs. UNLV, 1996 (WAC)
- 7.9.....vs. Cal St. Northridge, 2000 (MWC)

Passing

Attempts

Season

1. 4041970 (IND)
2. 3411976 (IND)
3. 3201977 (IND)
4. 3021969 (IND)
5. 2981978 (IND)

Game

1. 58.....vs. Washington, 1967 (IND)
2. 55.....vs. Colorado, 1970 (IND)
3. 54.....vs. Oregon, 1970 (IND)
4. 53.....vs. Missouri, 1960 (IND)
5. 51.....vs. Wyoming, 1969 (IND)

Completions

Season

1. 2001970 (IND)
2. 1661976 (IND)
3. 1481977 (IND)
4. 1391969 (IND)
5. 1381966 (IND)

Game

1. 31.....vs. Wyoming, 1969 (IND)
2. 28.....vs. Oklahoma State, 1958 (IND)
- 28.....vs. Colorado State, 1970 (IND)
4. 26.....vs. Washington, 1967 (IND)
5. 25.....vs. Missouri, 1960 (IND)
- 25.....vs. Colorado, 1970 (IND)
- 25.....vs. Notre Dame, 1978 (IND)

Yards

Season

1. 2,8011970 (IND)
2. 2,0821976 (IND)
3. 1,9881969 (IND)
4. 1,8782005 (MWC)
5. 1,7341965 (IND)

Game

1. 391....vs. Wyoming, 1970 (IND)
2. 388....vs. Wyoming, 1969 (IND)
- 388....vs. Colorado State, 1970 (IND)
4. 348....vs. Arizona State, 1972 (IND)
5. 339....vs. Wyoming, 1976 (IND)

Interceptions

Season

1. 261974 (IND)
2. 241966 (IND)
3. 221977 (IND)
4. 211976 (IND)
5. 201978 (IND)

Game

1. 6.....vs. Maryland, 1961 (IND)
 - 6.....vs. Penn State, 1971 (IND)
 - 6.....vs. Army, 1972 (IND)
 4. 5.....vs. Holy Cross, 1978* (IND)
- *Done six times, most recent is listed

Touchdowns

Season

1. 211970 (IND)
2. 181972 (IND)
3. 171969 (IND)
4. 142005 (MWC)
5. 131958 (IND)
- 132000 (MWC)

Game

1. 5.....vs. BYU, 2005 (MWC)
- 5.....vs. Utah State, 1969 (IND)
3. 4.....vs. UNLV, 2006 (MWC)
- 4.....vs. BYU, 2000 (MWC)
- 4.....vs. Arizona, 1965 (IND)
- 4.....vs. Arizona State, 1972 (IND)

Completion Percentage

Season

1. .6072007 (MWC)
2. .5982004 (MWC)
3. .5902005 (MWC)
4. .5752006 (MWC)
5. .5662000 (MWC)

Game

1. 1.000..vs. Northwestern, 1989 (11-11) (WAC)
2. .889...vs. Arizona, 1959 (16-18) (IND)
3. .857...vs. UNLV, 2004 (12-14) (MWC)
4. .833...vs. SDSU, 2005 (10-12) (MWC)
5. .786...vs. New Mexico, 2005 (11-14) (MWC)

Total Offense

Plays

Season

1. 968.....2009 (MWC)
2. 940.....2002 (MWC)
3. 935.....2007 (MWC)
4. 916.....2010 (MWC)
5. 915.....2008 (MWC)
6. 911.....2001 (MWC)
7. 902.....1970 (IND)
- 902.....1987 (WAC)
9. 899.....2003 (MWC)
10. 890.....1982 (WAC)

Game

1. 98vs. Hawaii, 2001 (MWC)
2. 96vs. Georgia Tech, 1978 (IND)
3. 95vs. Colorado State, 1968 (IND)
4. 94vs. Fresno State, 1996 (WAC)
- 94vs. Navy, 1970 (IND)
- 94.....vs. Cal State Northridge, 2000 (MWC)
7. 93vs. Oregon, 1970 (IND)
- 93vs. Hawaii, 1987 (WAC)
9. 92vs. Arizona State, 1972 (IND)
- 92vs. Vanderbilt, 1979 (IND)
- 92vs. San Diego State, 2010 (MWC)

Team Records

Yards

Season

1. 5,753.....1989 (WAC)
2. 5,536.....2010 (MWC)
3. 5,462.....1988 (WAC)
4. 5,452.....2007 (MWC)
5. 5,320.....1987 (WAC)
6. 5,220.....1994 (WAC)
7. 5,180.....1995 (WAC)
8. 5,176.....2002 (MWC)
9. 5,099.....1982 (WAC)
10. 5,061.....1985 (WAC)

Game

1. 700vs. UTEP, 1994 (WAC)
2. 698vs. Cal St.-Northridge, 2000 (MWC)
3. 670vs. San Diego State, 2007 (MWC)
4. 654vs. Northern Colorado, 1984 (WAC)
5. 653vs. New Mexico, 1987 (WAC)
6. 651vs. Wyoming, 1991 (WAC)
7. 637vs. Utah, 1987 (WAC)
8. 625vs. Wyoming, 2000 (MWC)
9. 623vs. Davidson, 1972 (IND)
10. 618vs. San Diego State, 1989 (WAC)

Scoring

Points

Season

1. 446.....1989 (WAC)
- 446.....1985 (WAC)
3. 440.....2002 (MWC)
4. 423.....1998 (WAC)
5. 412.....1988 (WAC)
6. 401.....2010 (MWC)
7. 389.....2007 (MWC)
8. 386.....2009 (MWC)
9. 384.....2000 (MWC)
10. 377.....1987 (WAC)

Game

1. 75.....vs. Northern Colorado, 1984 (WAC)
2. 73.....vs. New Mexico, 1987 (WAC)
3. 72.....vs. Nicholls State, 2009 (MWC)
4. 69.....vs. Colorado State, 1963 (IND)
5. 68.....vs. Davidson, 1972 (IND)
6. 65.....vs. UNLV, 1996 (WAC)
- 65.....vs. Northwestern St., 2010 (MWC)
8. 63.....vs. New Mexico, 1987 (WAC)
- 63.....vs. Indiana State, 1993 (WAC)
10. 62.....vs. Northwestern, 1988 (WAC)

Scoring Average

Season

1. 37.2.....1989 (WAC)
- 37.2.....1985 (WAC)
3. 35.3.....1998 (WAC)
4. 34.9.....2000 (MWC)
5. 34.3.....1988 (WAC)
6. 33.8.....2002 (MWC)
7. 32.7.....1996 (WAC)
8. 32.6.....1956 (IND)
9. 32.5.....1983 (WAC)
10. 32.1.....1970 (IND)

Touchdowns

Season

1. 59 1989 (WAC)
- 59 1985 (WAC)
3. 56 1998 (WAC)
- 56 2002 (MWC)
5. 55 1988 (WAC)
- 55 2010 (MWC)
7. 49 1987 (WAC)
8. 48 1995 (WAC)
- 48 1970 (IND)
- 48 2007 (MWC)

Largest Victory Margin

1. 72.....vs. Nicholls St., 2009 (72-0) (MWC)
2. 69.....vs. Colorado State, 1963 (69-0) (IND)
3. 68.....vs. No. Colorado, 1984 (75-7) (WAC)
4. 62.....vs. Davidson, 1972 (68-6) (IND)
5. 54.....vs. Hawaii, 1966 (54-0) (IND)
6. 49.....vs. UNLV, 1996 (66-17) (WAC)
- 49.....vs. New Mexico, 1988 (63-14) (WAC)
- 49.....vs. Cal St. Northridge, 2000 (55-6) (MWC)
- 49.....vs. Northwestern, 2002 (52-3) (MWC)
- 49.....vs. Wofford, 2003 (49-0) (MWC)

Largest Defeat Margin

1. 49.....vs. Notre Dame, 1977 (49-0) (IND)
2. 47.....vs. UCLA, 1957 (47-0) (IND)
- 47.....vs. BrYU, 1990 (54-7) (WAC)
4. 43.....vs. Washington, 1980 (50-7) (WAC)
5. 42.....vs. California, 2004 (56-14) (MWC)
6. 41.....vs. Oklahoma, 2001 (44-3) (MWC)
- 38.....vs. Notre Dame, 1974 (38-0) (IND)
- 38.....vs. Wisconsin, 1979 (38-0) (IND)
- 38.....vs. TCU, 2005 (48-10) (MWC)
9. 37.....vs. Colorado St., 1975 (47-10) (IND)
10. 36.....vs. Colorado, 1971 (53-17) (IND)
- 36.....vs. Navy, 1973 (42-6) (IND)

Defense

Fewest Total Yards

Season

1. 2,250.....1956 (IND)
2. 2,345.....1958 (IND)
3. 2,364.....1964 (IND)
4. 2,401.....1963 (IND)
5. 2,702.....1960 (IND)

Game

1. 66.....vs. San Diego, 1956 (IND)
2. 100.....vs. Army, 1999 (MWC)
3. 124.....vs. Washington, 1966 (IND)
4. 127.....vs. Hawaii, 1966 (IND)
5. 130.....vs. So. Utah, 2008 (MWC)

Fewest Rushes

Season

1. 372.....1956 (IND)
2. 391.....1963 (IND)
3. 414.....2000 (MWC)
4. 415.....2006 (MWC)
5. 418.....1997 (WAC)

Game

1. 13.....vs. San Diego St., 1984 (WAC)
2. 15.....vs. Hawaii, 2001 (MWC)
3. 17.....vs. Villanova, 1999 (MWC)
4. 18.....vs. Boston College, 1963 (IND)
- 18.....vs. BYU, 2002 (MWC)

Fewest Rush Yards

Season

1. 1,307.....1985 (WAC)
2. 1,362.....1998 (WAC)
3. 1,372.....1968 (IND)
4. 1,383.....1990 (MWC)
5. 1,389.....1986 (WAC)

Game

1. -35vs. Brigham Young, 1985 (WAC)
2. -29vs. Brigham Young, 1995 (WAC)
3. -28vs. UTEP, 1989 (WAC)
4. -21vs. Brigham Young, 2002 (MWC)
5. -19vs. Davidson, 1973 (IND)

Lowest Rush Avg

Season

1. 2.8.....1985 (WAC)
- 2.8.....1998 (WAC)
3. 3.0.....1968 (IND)
4. 3.1.....1990 (WAC)
- 3.1.....1986 (WAC)
- 3.1.....1994 (WAC)

Game

1. -1.7 ...vs. Brigham Young, 1985 (WAC)
2. -1.2 ...vs. Brigham Young, 2002 (MWC)
3. -1.0 ...vs. UTEP, 1990 (WAC)
4. -0.8 ...vs. Brigham Young, 1995 (WAC)
5. -0.5 ...vs. SMU, 1998 (WAC)

Fewest Pass Attempts

Season

1. 129.....1961 (IND)
2. 150.....1960 (IND)
3. 152.....1964 (IND)
4. 154.....1957 (IND)
- 154.....1959 (IND)

Game

1. 1.....vs. Georgia Tech, 1977 (IND)
2. 2.....vs. Army, 1990 (WAC)
- 2.....vs. Navy, 2008 (MWC)
4. 3.....vs. Army, 1988 (WAC)
- 3.....vs. New Mexico, 1959 (IND)
- 3.....vs. Kent State, 1978 (IND)

Fewest Pass Completions

Season

1. 56.....1956 (IND)
2. 57.....1961 (IND)
3. 66.....1964 (IND)
4. 68.....1957 (IND)
5. 72.....1960 (IND)

Game

1. 0.....vs. Citadel, 1993 (WAC)
 - 0.....vs. Army, 1990 (WAC)
 - 0.....vs. Colorado St, 1957 (IND)
 - 0.....vs. Army, 1988 (WAC)
 5. 1.....vs. Navy, 2008* (MWC)
- * - Done nine times, most recent

Team Records

Fewest Passing Yards

Season

1. 739.....1961 (IND)
2. 826.....1956 (IND)
- 826.....1964 (IND)
4. 848.....1959 (IND)
5. 883.....1960 (IND)

Game

1. 0.....vs. The Citadel, 1993 (WAC)
- 0.....vs. Army, 1990 (WAC)
- 0.....vs. Colorado St, 1957 (IND)
- 0.....vs. Army, 1988 (WAC)
5. 8.....vs. Tulsa, 1957 (IND)

Interceptions

Season

1. 28.....1985 (WAC)
2. 25.....1983 (WAC)
3. 22.....1956 (IND)
4. 21.....1994 (WAC)
5. 20.....1970 (IND), 2009 (MWC)

Game

1. 6.....vs. Houston, 2009 (MWC)
- 6.....vs. Wyoming, 1992 (WAC)
3. 5.....vs. Rice, 1997 (WAC)
- 5.....vs. Navy, 1986 (WAC)
- 5.....vs. Colorado State, 1968 (IND)


Interception Yardage

Season

1. 456.....1983 (WAC)
2. 377.....1956 (IND)
3. 375.....1970 (IND)
4. 346.....1997 (WAC)
5. 306.....1985 (WAC)

Game

1. 167...vs. Wyoming, 1992 (WAC)
2. 163...vs. Boston College, 1970 (IND)
3. 119...vs. Northwestern, 2003 (MWC)
4. 106...vs. Brigham Young, 1956 (IND)
5. 99.....vs. San Diego State, 1983 (WAC)



Dowis

Tackles for Loss

(Includes Sacks)

Season

1. 102.....1998 (WAC)
2. 101.....1997 (WAC)
3. 97.....1994 (WAC)
4. 94.....1993 (WAC)
5. 87.....2000 (MWC)

Game

1. 18.....vs. Navy, 2000 (MWC)
2. 16.....vs. Tulane, 1970 (WAC)
3. 15.....vs. The Citadel, 1990 (WAC)
- 15.....vs. North Carolina, 1969 (IND)
- 15.....vs. Missouri, 1971 (IND)
- 15.....vs. BYU, 1999 (MWC)

TFL Yardage

(Includes Sacks)

Season

1. 606.....1985 (WAC)
2. 460.....1998 (WAC)
3. 459.....1997 (WAC)
4. 449.....1971 (IND)
5. 448.....1969 (IND)

Game

1. 98.....vs. Tulane, 1970 (IND)
2. 85.....vs. Brigham Young, 1985 (WAC)
3. 83.....vs. Utah State, 1969 (IND)
4. 78.....vs. Navy, 2000 (MWC)
5. 73.....vs. Fresno State, 1997 (WAC)

Misc. Records

First Downs

Season

1. 290 ..2002 (MWC)
2. 288 ..1989 (WAC)
3. 284 ..2010 (MWC)
4. 280 ..1995 (WAC)
- 280 ..2000 (MWC)

Game

1. 38.....vs. Fresno State, 1996 (WAC)
- 38.....vs. Cal St. Northridge, 2000 (MWC)
3. 35.....vs. Davidson, 1972 (IND)
4. 34.....vs. Colorado State, 1970 (IND)
5. 33.....vs. UNLV, 1996 (WAC)
- 33.....vs. Navy, 1993 (WAC)
- 33.....vs. Indiana State, 1993 (WAC)
- 33.....vs. Colorado St., 2004 (MWC)

Rushing First Downs

Season

1. 227 ..2002 (MWC)
2. 221 ..1988 (WAC)
3. 216 ..1989 (WAC)
4. 214 ..1987 (WAC)
5. 213 ..2010 (MWC)

Game

1. 30.....vs. Fresno State, 1996 (WAC)
- 30.....vs. Cal St. Northridge, 2000 (MWC)
3. 28.....vs. Army, 1983 (WAC)
4. 27.....vs. San Jose State, 1996 (WAC)
- 27.....vs. Notre Dame, 1991 (WAC)
- 27.....vs. Hawaii, 2001 (MWC)

Passing First Downs

Season

1. 136 ..1970 (IND)
2. 971976 (IND)
3. 911973 (IND)
4. 851966 (IND)
- 852000 (MWC)

Game

1. 22vs. Colorado State, 1970 (IND)
2. 17vs. New Mexico, 1958 (IND)
3. 16vs. Wyoming, 1969 (IND)
4. 15vs. Navy, 1970 (IND)
- 15vs. Arizona, 1973 (IND)


Blocked Kicks

Season

1. 111997 (WAC)
2. 92000 (MWC)
3. 81992 (WAC)
- 81999 (WAC)
5. 71998 (WAC)
- 72001 (MWC)
- 72003 (MWC)
- 72006 (MWC)

Game

1. 3vs. Colorado State, 1992 (WAC)
 - 3vs. Tennessee Tech, 2001 (MWC)
 - 3vs. UNLV, 2006 (MWC)
 3. 2vs. Navy, 2010* (MWC)
- * - Done several times, most recent



Jennings

Individual Records

Rushing

Attempts

Career

1. 652 Shaun Carney, 2004-07
2. 594 Beau Morgan, 1994-96
3. 572 Brian Bream, 1969-71
4. 543 Dee Dowis, 1986-89
5. 532 John Kershner, 1980-83
6. 469 Pat Evans, 1984-86
7. 465 Asher Clark, 2008-Present
8. 462 Chance Harridge, 2001-03
9. 461 Dave Ziebart, 1976-79
10. 453 Marty Louthan, 1980-83

Season

1. 294 Brian Bream, 1970
2. 252 Chance Harridge, 2002
3. 238 Jared Tew, 2009
4. 233 Rob Perez, 1991
5. 230 Chad Hall, 2007
- 230 Keith Boyea, 2001
7. 229 Beau Morgan, 1995
8. 226 John Kershner, 1982
9. 225 Beau Morgan, 1996
10. 221 Brian Bream, 1971

Game

1. 42 Brian Bream vs. Stanford, 1970
2. 38 Beau Morgan vs. Fresno St., 1996
3. 37 John Kershner vs. Navy, 1982
4. 36 Brian Bream vs. Navy, 1970
5. 35 Brian Bream vs. Tulane, 1970
- 35 Keith Boyea vs. Colorado State, 2001
7. 34 Chad Hall vs. Army, 2007
8. 32 Chad Hall vs. Notre Dame, 2007
- 32 Rob Perez vs. Army, 1990
- 32 Brian Bream vs. Boston College, 1970
- 32 Ken Wood vs. Army, 1974
- 32 John Kershner vs. Vanderbilt, 1982

Yards

Career

1. 3,612 Dee Dowis, 1986-89
2. 3,379 Beau Morgan, 1994-96
3. 2,726 John Kershner, 1980-83
4. 2,606 Chad Hall, 2005-07
6. 2,561 Shaun Carney, 2004-07
7. 2,484 Asher Clark, 2008-Present
8. 2,409 Andy Smith, 1986-89
9. 2,324 Chance Harridge, 2001-03
10. 2,284 Pat Evans, 1984-86
- 2,284 Brian Bream, 1969-71

Season

1. 1,494 Beau Morgan, 1996
2. 1,478 Chad Hall, 2007
3. 1,315 Dee Dowis, 1987
4. 1,286 Dee Dowis, 1989
5. 1,285 Beau Morgan, 1995
6. 1,276 Brian Bream, 1970
7. 1,229 Chance Harridge, 2002
8. 1,216 Keith Boyea, 2001
9. 1,157 Rob Perez, 1991
10. 1,073 Rodney Lewis, 1989

Game

1. 275 Chad Hall vs. Army, 2007
2. 256 Chad Hall vs. Colorado State, 2007
3. 249 Dee Dowis vs. San Diego St., 1989

4. 243 Beau Morgan vs. Colorado St., 1996
5. 241 Dee Dowis vs. Utah, 1987
6. 217 Beau Morgan vs. Fresno St., 1996
7. 213 Andy Smith vs. Utah, 1988
8. 208 Dee Dowis vs. Wyoming, 1988
9. 207 Brian Bream vs. Navy, 1970
10. 206 Beau Morgan vs. Hawaii, 1995

Average Yards Per Carry

Career

1. 7.5 Mike Brown, 1982-84
2. 7.1 Antoine Banks, 1990-92
3. 6.7 Dee Dowis, 1986-89
4. 6.6 Jake Campbell, 1993-95
- 6.6 Tobin Ruff, 1994-97
6. 6.3 Scotty McKay, 1998-99
7. 6.2 Johnny Smith, 1984-85
8. 6.1 Greg Johnson, 1986-89
- 6.1 Jim Ollis, 2005-07
10. 5.9 Andy Smith, 1986-88

Season

1. 8.5 Mike Brown, 1983
2. 8.0 Andre Johnson, 1996
3. 7.5 Dee Dowis, 1989
- 7.5 Jake Campbell, 1995
5. 7.4 Danta Johnson, 1995
6. 7.2 Mike Brown, 1982
7. 7.1 Qualario Brown, 1997
8. 6.8 Andy Smith, 1988
- 6.8 Dee Dowis, 1987
- 6.8 Anthony Roberson, 1987
- 6.8 Steve Galios, 1956
- 6.8 Darnell Stephens, 2002

Game

(Minimum of 10 carries)

1. 19.2 Dee Dowis vs. San Diego St., 1989
2. 14.7 Dee Dowis vs. Colorado State, 1989
3. 14.3 Preston McConnell vs. Fresno St., 1994
4. 13.8 Andre Johnson vs. San Jose St., 1996
5. 13.6 Mike Brown vs. Navy, 1983
6. 13.2 Qualario Brown vs. San Jose St., 1997
7. 12.7 Dee Dowis vs. Utah, 1987
8. 12.5 Johnny Smith vs. Utah, 1985
9. 12.3 Bart Weiss vs. Rice, 1985
10. 12.0 Johnny Smith vs. Rice, 1985

Touchdowns

Career

1. 42 Beau Morgan, 1994-96
2. 41 Dee Dowis, 1986-89
3. 35 Greg Johnson, 1986-89
- 35 Chance Harridge, 2001-03
5. 31 Shaun Carney, 2004-07
6. 30 Marty Louthan, 1980-83
7. 24 Brian Bream, 1969-71
8. 22 Bart Weiss, 1983-85
- 22 Tim Jefferson, 2008-Present
10. 21 Blane Morgan, 1996-98
- 21 Chad Hall, 2005-07

Season

1. 22 Chance Harridge, 2002
2. 19 Brian Bream, 1970
- 19 Beau Morgan, 1995
4. 18 Beau Morgan, 1996
- 18 Dee Dowis, 1989
- 18 Keith Boyea, 2001
7. 16 Greg Johnson, 1989
- 16 Greg Johnson, 1988
- 16 Marty Louthan, 1983

Game

1. 6 Dee Dowis vs. San Diego St., 1989
 2. 5 Marty Louthan vs. Navy, 1983
 3. 4 Chad Hall vs. Colorado State, 2007*
- *Done nine times, most recent

Leaders by Season

Year	Player, Pos.	Att-Yds
1956	Larry Thomson, FB	138-788
1957	Phil Lane, HB	90-350
1958	Steve Galios, HB	116-527
1959	Monte Moorberg, FB	95-408
1960	Mike Quinlan, HB	93-583
1961	Terry Isaacson, HB	118-468
1962	Larry Tollstam, FB	88-414
1963	Terry Isaacson, QB	162-801
1964	Steve Amdor, FB	117-485
1965	Paul Stein, QB	140-320
1966	Mike Guth, HB	90-394
1967	Dave Mumme, HB	104-404
1968	Curtis Martin, TB	130-418
1969	Jim DeOrio, FB	124-493
1970	Brian Bream, TB	294-1,276
1971	Brian Bream, TB	221-734
1972	Joel Carlson, TB	176-650
1973	Chris Milodragovich, TB	140-583
1974	Ken Wood, TB	203-708
1975	Ken Wood, TB	114-425
1976	Ken Wood, TB	123-497
1977	David Thomas, FB	70-260
1978	Shelby Ball, TB	173-720
1979	Shelby Ball, HB	129-575
1980	Ted Sundquist, FB	122-583
1981	John Kershner, FB	120-685
1982	John Kershner, FB	226-1,056
1983	John Kershner, FB	166-934
1984	Pat Evans, FB	159-1,015
1985	Bart Weiss, QB	180-1,032
1986	Pat Evans, FB	191-777
1987	Dee Dowis, QB	194-1,315
1988	Andy Smith, FB	154-1,040
1989	Dee Dowis, QB	172-1,286
1990	Jason Jones, FB	103-598
1991	Rob Perez, QB	233-1,157
1992	Jarvis Baker, QB	190-550
1993	Demond Cash, QB	165-875
1994	Jake Campbell, HB	110-689
1995	Beau Morgan, QB	229-1,285
1996	Beau Morgan, QB	225-1,494
1997	Spanky Gilliam, FB	188-741
1998	Spanky Gilliam, FB	112-527
1999	Mike Thiessen, QB	160-827
2000	Mike Thiessen, QB	179-713
2001	Keith Boyea, QB	230-1,216
2002	Chance Harridge, QB	252-1,229
2003	Chance Harridge, QB	180-914
2004	Shaun Carney, QB	159-596
2005	Shaun Carney, QB	170-710
2006	Chad Hall, HB	155-784
2007	Chad Hall, WRZ/TB	230-1,478
2008	Todd Newell, FB	142-594
2009	Jared Tew, FB	238-970
2010	Asher Clark, TB	182-1,031

Individual Records

Passing

Attempts

Career

1. 879 Dave Ziebart, 1976-79
2. 662 Rich Haynie, 1971-73
3. 635 Shaun Carney, 2004-07
4. 623 Rich Mayo, 1957-60
5. 572 Gary Baxter, 1967-69

Season

1. 402 Bob Parker, 1970
2. 298 Dave Ziebart, 1977
3. 273 Gary Baxter, 1969
4. 241 Dave Ziebart, 1978
5. 240 Rich Haynie, 1972

Game

1. 55 Bob Parker vs. Colorado, 1970
2. 54 Bob Parker vs. Oregon, 1970
3. 53 Rich Mayo vs. Missouri, 1960
4. 52 Gary Baxter vs. Washington, 1967
5. 51 Gary Baxter vs. Wyoming, 1969

Completions

Career

1. 424 Dave Ziebart, 1976-79
2. 393 Shaun Carney, 2004-07
3. 316 Rich Mayo, 1957-60
4. 299 Rich Haynie, 1971-73
5. 262 Gary Baxter, 1967-69

Season

1. 199 Bob Parker, 1970
2. 140 Dave Ziebart, 1977
3. 127 Gary Baxter, 1969
4. 125 Shaun Carney, 2007
5. 118 Dave Ziebart, 1979

Game

1. 31 Gary Baxter vs. Wyoming, 1969
2. 29 Bob Parker vs. Wyoming, 1970
3. 28 Rich Mayo vs. Oklahoma St., 1958
4. 27 Bob Parker vs. Colorado St., 1970
5. 25 Rich Mayo vs. Missouri, 1960
- 25 Bob Parker vs. Colorado, 1970

Yards

Career

1. 5,391 Shaun Carney, 2004-07
2. 4,789 Dave Ziebart, 1976-79
3. 4,283 Rich Haynie, 1971-73
4. 3,399 Rich Mayo, 1957-60
5. 3,362 Gary Baxter, 1967-69

Season

1. 2,789 Bob Parker, 1970
2. 1,783 Gary Baxter, 1969
3. 1,687 Mike Thiessen, 2000
4. 1,570 Rich Haynie, 1972
5. 1,562 Dave Ziebart, 1977

Game

1. 391 Bob Parker vs. Wyoming, 1970
2. 388 Gary Baxter vs. Wyoming, 1969
3. 375 Bob Parker vs. Colorado St., 1970
4. 339 Dave Ziebart vs. Wyoming, 1976
5. 314 Rob Shaw vs. Pacific, 1976
6. 311 Dave Ziebart vs. Baylor, 1977
7. 306 Dee Dowis vs. Notre Dame, 1989

Completion Pct

Career

1. .619 Shaun Carney, 2004-07
2. .588 Tim Murphy, 1964
3. .543 Cale Bonds, 1997-99
4. .539 Mike Thiessen, 1999-00
- .539 Tim Jefferson, 2008-Present

Season

1. .642 Shaun Carney, 2005
2. .622 Shaun Carney, 2007
3. .611 Shaun Carney, 2004
4. .599 Shaun Carney, 2006
5. .588 Tim Murphy, 1964

Game

1. 1.000 Dee Dowis vs. N'western, 1988 (11-11)
2. .909 Rich Mayo vs. Arizona, 1959 (10-11)
3. .857 Mike Worden vs. Army, 1975 (12-14)
- .857 Shaun Carney vs. UNLV, 2004 (12-14)
5. .833 Shaun Carney vs. SDSU, 2005 (10-12)

Touchdowns

Career

1. 39 Shaun Carney, 2004-07
2. 34 Rich Haynie, 1971-73
3. 27 Dave Ziebart, 1976-79
4. 25 Beau Morgan, 1994-96
- 25 Bob Parker, 1969-70

Season

1. 21 Bob Parker, 1970
2. 17 Rich Haynie, 1972
3. 13 Gary Baxter, 1969
- 13 Mike Thiessen, 2000
5. 12 Shaun Carney, 2006
- 12 Beau Morgan, 1995

Game

1. 5 Adam Fitch vs. BYU, 2005
2. 4 Shaun Carney vs. UNLV, 2006
- 4 Mike Thiessen vs. BYU, 2000
- 4 Paul Stein vs. Arizona, 1965
- 4 Rich Haynie vs. Arizona St., 1972
6. 3 Chance Harridge vs. No. Texas, 2003*
Done seven times, most recently

Leaders by Season

Year	Name	Comp-Att	Yards
1956	Eddie Rosane	41-101	648
1957	John Kuenzel	55-125	721
1958	Rich Mayo	98-174	1,019
1959	Rich Mayo	110-211	1,212
1960	Rich Mayo	108-238	1,168
1961	Bob McNaughton	38-81	415
1962	Terry Isaacson	52-120	591
1963	Terry Isaacson	68-147	946
1964	Tim Murphy	94-160	1,154
1965	Paul Stein	114-225	1,446
1966	Steve Turner	64-118	776
1967	Gary Baxter	59-131	555
1968	Gary Baxter	76-168	1,036
1969	Gary Baxter	127-273	1,783
1970	Bob Parker	199-402	2,789
1971	Rich Haynie	86-204	1,335
1972	Rich Haynie	102-240	1,570
1973	Rich Haynie	111-218	1,378
1974	Mike Worden	61-128	798
1975	Mike Worden	99-214	1,091
1976	Rob Shaw	98-198	1,135

1977	Dave Ziebart	140-298	1,562
1978	Dave Ziebart	109-241	1,350
1979	Dave Ziebart	118-223	1,088
1980	Scott Schafer	65-159	944
1981	Ed Antoine	42-97	455
1982	Marty Louthan	76-152	1,337
1983	Marty Louthan	62-116	1,166
1984	Bart Weiss	41-87	668
1985	Bart Weiss	80-141	1,449
1986	Jim Tomallo	24-52	474
1987	Dee Dowis	45-112	600
1988	Dee Dowis	41-96	870
1989	Dee Dowis	67-140	1,285
1990	Jarvis Baker	8-24	144
1991	Rob Perez	31-95	732
1992	Jarvis Baker	47-122	705
1993	Demond Cash	30-78	403
1994	Beau Morgan	41-89	873
1995	Beau Morgan	90-169	1,165
1996	Beau Morgan	95-180	1,210
1997	Blane Morgan	63-123	975
1998	Blane Morgan	61-112	1,144
1999	Cale Bonds	44-80	654
2000	Mike Thiessen	112-195	1,687
2001	Keith Boyea	102-196	1,253
2002	Chance Harridge	64-144	1,062
2003	Chance Harridge	80-161	995
2004	Shaun Carney	91-149	1,315
2005	Shaun Carney	95-148	1,393
2006	Shaun Carney	83-137	1,192
2007	Shaun Carney	125-201	1,491
2008	Tim Jefferson	44-80	655
2009	Tim Jefferson	53-93	848
2010	Tim Jefferson	82-159	1,459



Carney

Individual Records

Receiving

Receptions

Career

1. 148 Ernie Jennings, 1968-70
2. 106 Mike Kirby, 1980-83
3. 100 Charlie Longnecker, 1967-69
4. 92 Matt Farmer, 1997-99
5. 88 Ryan Fleming, 1999-2001

Season

1. 74 Ernie Jennings, 1970
2. 57 Cormac Carney, 1978
3. 53 Mike Bolen, 1970
4. 52 Ryan Fleming, 2000
5. 51 Ernie Jennings, 1969

Game

1. 15 Ernie Jennings vs. Wyoming, 1969
2. 14 Mike Bolen vs. Colorado, 1970
3. 13 Ernie Jennings vs. Stanford, 1970
4. 11 Charlie Longnecker vs. Stanford, 1970
- 11 Cormac Carney vs. Georgia Tech, 1978

Receiving Yards

Career

1. 2,392 Ernie Jennings, 1968-70
2. 1,909 Mike Kirby, 1980-83
3. 1,515 Ryan Fleming, 1999-2001
4. 1,504 Matt Farmer, 1997-99
5. 1,312 Charlie Longnecker, 1967-69

Season

1. 1,289 Ernie Jennings, 1970
2. 930 Ryan Fleming, 2000
3. 874 Jason Brown, 2005
4. 870 Cormac Carney, 1978
5. 869 Ken Carpenter, 1985

Game

1. 235 Ernie Jennings vs. Wyoming, 1970
2. 220 Cormac Carney vs. Georgia Tech, 1978



Farmer

3. 198 Frank Murphy vs. Arizona St, 1972
4. 179 Mike Kirby vs. Brigham Young, 1983
5. 175 Ernie Jennings vs. Utah State, 1969

Touchdowns

Career

1. 28 Ernie Jennings, 1968-70
2. 13 Frank Murphy, 1971-73
3. 9 Bob Farr, 1972-74
- 9 Jake Campbell, 1993-95
5. 8 Charlie Longnecker, 1967-69
- 8 Cormac Carney, 1978

Season

1. 17 Ernie Jennings, 1970
2. 9 Ernie Jennings, 1969
3. 8 Cormac Carney, 1978
4. 7 Frank Murphy, 1972
5. 5 Kevin Fogler, 2009*

* Done nine times, most recent

Game

1. 5 Ernie Jennings vs. Utah State, 1969
2. 3 Steve Hoog vs. Vanderbilt, 1977#

Done six times, most recent

Reception Average

Career

1. 28.5 Craig Hancock, 1994-95
2. 22.3 Kevin Fogler, 2008-10
3. 19.8 Steve Senn, 1987-89
- 19.8 Ken Carpenter, 1984-85
5. 19.5 Dennis Moore, 1980-82

Season

1. 31.0 Craig Hancock, 1994
2. 25.7 Anthony Park, 2002
3. 24.6 Jake Campbell, 1994
4. 22.7 Mike Kirby, 1983
- 22.7 Kevin Fogler, 2009

Game

1. 29.8 Ernie Jennings vs. N. Carolina, 1968
2. 29.6 Paul Williams vs. Wyoming, 1976
3. 29.4 Ernie Jennings vs. Wyoming, 1970
4. 28.3 Frank Murphy vs. Arizona State, 1972
5. 27.2 Matt Farmer vs. Tulsa, 1998

Leaders by Season

Year	Player, Pos.	#-Yards
1956	Tom Jozwiak, OE	13-260
1957	Tom Jozwiak, OE	20-272
1958	Bob Brickey, OE	25-281
1959	Mike Quinlan, HB	29-373
1960	Mike Quinlan, HB	17-146
1961	Terry Isaacson, HB	19-239
1962	Dick Brown, OE	17-236
1963	Fritz Greenlee, OE	15-323
1964	Jim Greth, OE	33-436
1965	Bill Manning, OE	25-251
1966	Jim Schultz, OE	33-525
1967	Carl Janssen, OE	18-259
1968	Charlie Longnecker, OE	45-622
1969	Ernie Jennings, FL	51-729
1970	Ernie Jennings, FL	74-1,289
1971	Paul Bassa, OE	31-513
1972	Frank Murphy, FL	31-539

1973	Frank Murphy, FL	30-415
1974	Bob Farr, SE	32-467
1975	John Covington, TE	26-213
1976	Paul Williams, SE	45-684
1977	Steve Hoog, FL	29-474
1978	Cormac Carney, SE	57-870
1979	Mike Fortson, RB	27-177
1980	Andy Bark, WR	47-794
1981	Mike Kirby, WR	35-419
1982	Mike Kirby, WR	30-593
1983	Mike Kirby, WR	38-862
1984	Ken Carpenter, WR	15-258
1985	Ken Carpenter, WR	42-869
1986	Tyrone Jeffcoat, WR	20-369
1987	Tyler Barth, WR	14-218
1988	Greg Cochran, WR	12-243
1989	Steve Senn, WR	30-586
1990	David Mott, TE	8-102
1991	Scott Hufford, WR	8-334
1992	Peter Wilkie, TE	15-210
1993	Richie Marsh, WR	19-321
1994	Jeremy Johnson, HB	18-337
1995	Jake Campbell, HB	25-353
1996	Marcus Alexander, WR	23-382
1997	Matt Farmer, WR	23-380
1998	Matt Farmer, WR	35-650
1999	Matt Farmer, WR	34-484
2000	Ryan Fleming, WR	52-930
2001	Ryan Fleming, WR	28-416
2002	Adam Strecker, TE	14-261
2003	Alec Messerall, WR	21-328
2004	J.P. Waller, WR	32-476
2005	Jason Brown, WR	49-874
2006	Victor Thompson, WR	23-301
2007	Chad Hall, WR/TB	50-524
2008	Josh Cousins, WR	16-176
2009	Kevin Fogler, WR	25-567
2010	Jonathan Warzeka, WR	18-406

Total Offense

Individual Plays

Career

1. 1,340 Dave Ziebart, 1976-79
2. 1,287 Shaun Carney, 2004-07
3. 1,032 Beau Morgan, 1994-96
4. 920 Dee Dowis, 1986-89
5. 861 Rich Haynie, 1971-73

Season

1. 442 Bob Parker, 1970
2. 438 Dave Ziebart, 1977
3. 426 Keith Boyea, 2001
4. 405 Beau Morgan, 1996
5. 398 Beau Morgan, 1995

Game

1. 67 Gary Baxter vs. Wyoming, 1969
2. 60 Gary Baxter vs. Washington, 1967
3. 57 Bob Parker vs. Colorado, 1970
- 57 Dave Ziebart vs. Baylor, 1977
- 57 Keith Boyea vs. CSU, 2001
6. 56 Rich Mayo vs. UCLA, 1960
- 56 Bob Parker vs. Oregon, 1970

Individual Records

Total Offense

Yards

Career

1. 7,952 Shaun Carney, 2004-07
2. 6,627 Beau Morgan, 1994-96
3. 6,482 Dee Dowis, 1986-89
4. 5,511 Dave Ziebart, 1976-79
5. 4,997 Marty Louthan, 1980-83

Season

1. 2,783 Bob Parker, 1970
2. 2,704 Beau Morgan, 1996
3. 2,571 Dee Dowis, 1989
4. 2,481 Bart Weiss, 1985
5. 2,469 Keith Boyea, 2001

Game

1. 380 Bob Parker vs. Colorado St., 1970
2. 377 Dee Dowis vs. Northwestern, 1988
3. 375 Dave Ziebart vs. Wyoming, 1976
4. 364 Keith Boyea vs. Wyoming, 2001
5. 361 Cale Bonds vs. Navy, 1998

Leaders by Season

Year	Player, Pos	Plays-Yds
1956	Eddie Rosane, QB	178-847
1957	John Kuenzel, QB	209-912
1958	Rich Mayo, QB	207-1,109
1959	Rich Mayo, QB	287-1,357
1960	Rich Mayo, QB	308-1,317
1961	Bob McNaughton, QB	191-686
1962	Terry Isaacson, QB	230-955
1963	Terry Isaacson, QB	309-1,747
1964	Jim Murphy, QB	214-1,063
1965	Paul Stein, QB	365-1,767
1966	Steve Turner, QB	198-833
1967	Gary Baxter, QB	174-550
1968	Gary Baxter, QB	276-1,299
1969	Gary Baxter, QB	371-1,892
1970	Bob Parker, QB	442-2,783
1971	Rich Haynie, QB	271-1,432
1972	Rich Haynie, QB	312-1,793
1973	Rich Haynie, QB	278-1,515
1974	Mike Worden, QB	189-849
1975	Mike Worden, QB	348-1,439
1976	Rob Shaw, QB	281-1,296
1977	Dave Ziebart, QB	438-1,735
1978	Dave Ziebart, QB	343-1,528
1979	Dave Ziebart, QB	357-1,344
1980	Scott Schafer, QB	338-1,399
1981	John Kershner, FB	120-685
1982	Marty Louthan, QB	345-2,133
1983	Marty Louthan, QB	261-1,933
1984	Bart Weiss, QB	213-1,208
1985	Bart Weiss, QB	321-2,481
1986	Jim Tomallo, QB	167-780
1987	Dee Dowis, QB	306-1,915
1988	Dee Dowis, QB	249-1,842
1989	Dee Dowis, QB	312-2,571
1990	Rob Perez, QB	156-644
1991	Rob Perez, QB	328-1,889
1992	Jarvis Baker, QB	312-1,255
1993	Demond Cash, QB	243-1,278
1994	Beau Morgan, QB	229-1,473

1995	Beau Morgan, QB	398-2,450
1996	Beau Morgan, QB	405-2,704
1997	Blane Morgan, QB	315-1,540
1998	Blane Morgan, QB	257-1,652
1999	Mike Thiessen, QB	243-1,426
2000	Mike Thiessen, QB	374-2,400
2001	Keith Boyea, QB	426-2,469
2002	Chance Harridge, QB	396-2,291
2003	Chance Harridge, QB	341-1,909
2004	Shaun Carney, QB	308-1,911
2005	Shaun Carney, QB	318-2,103
2006	Shaun Carney, QB	325-1,810
2007	Shaun Carney, QB	336-2,128
2008	Tim Jefferson, QB	181-1,042
2009	Tim Jefferson, QB	181-1,102
2010	Tim Jefferson, QB	313-2,253

Scoring

Individual Points

Career

1. 252 Beau Morgan, 1994-96
- 252 Dee Dowis, 1986-89
3. 237 Sean Pavlich, 1980-83
4. 231 Dave Lawson, 1972-75
5. 226 Greg Johnson, 1986-89

Season

1. 132 Chance Harridge, 2002
2. 120 Brian Bream, 1970
3. 114 Beau Morgan, 1995
- 114 Ernie Jennings, 1970
5. 112 Dee Dowis, 1989

Game

1. 36 Dee Dowis vs. San Diego St., 1989
 2. 30 Marty Louthan vs. Navy, 1983
 - 30 Ernie Jennings vs. Utah State, 1969
 4. 26 Larry Thomson vs. Colo. College, 1956
 5. 24 Chad Hall vs. Colorado State, 2007*
- * - Done 10 times, most recent

Individual Touchdowns

Career

1. 42 Beau Morgan, 1994-96
2. 41 Dee Dowis, 1986-89
3. 36 Greg Johnson, 1986-89
4. 35 Chance Harridge, 2001-03
5. 33 Ernie Jennings, 1968-70

Season

1. 22 Chance Harridge, 2002
2. 20 Brian Bream, 1970
3. 19 Beau Morgan, 1995
- 19 Ernie Jennings, 1970
5. 18 Beau Morgan, 1996
- 18 Dee Dowis, 1989
- 18 Keith Boyea, 2001

Game

1. 6 Dee Dowis vs. San Diego St., 1989
 2. 5 Marty Louthan vs. Navy, 1983
 - 5 Ernie Jennings vs. Utah State, 1969
 4. 4 Chad Hall vs. Colorado State, 2007*
- * - Done eight times, most recent

Leaders by Season

Year	Player, Pos.	Pts
1956	Larry Thomson, HB/K	87
1957	George Pupich, HB/K	27
1958	Mike Quinlan, HB	48
1959	Mike Quinlan, HB	42
1960	Mike Quinlan, HB	48
1961	Nick Arshinkoff, HB	24
1962	John Gavin, K	39
1963	Terry Isaacson, QB	80
1964	Dick Czarnota, HB	24
1965	Paul Stein, QB	36
1966	Dick Hall, K	46
1967	Dennis Leuthauser, LB/K	27
1968	Curtis Martin, TB	48
1969	Dennis Leuthauser, LB/K	75
1970	Brian Bream, TB	120
1971	Craig Barry, K	33
1972	Joel Carlson, TB	54
1973	Dave Lawson, MG/K	55
1974	Dave Lawson, LB/K	70
1975	Dave Lawson, LB/K	54
1976	David Thomas, FB	48
1977	Steve Hoog, FL	30
1978	Jim Sturch, K	58
1979	Jim Sturch, K	34
1980	Sean Pavlich, K	43
1981	Sean Pavlich, K	39
1982	Sean Pavlich, K	81
1983	Marty Louthan, QB	96
1984	Carlos Mateos, K	65
1985	Kelly Pittman, HB	84
1986	Pat Evans, FB	42
	Chris Blasy, K	42
1987	Steve Yarbrough, K	63
1988	Greg Johnson, HB	106
1989	Dee Dowis, QB	112
1990	Joe Wood, K	55
1991	Joe Wood, K	88
1992	Jarvis Baker, QB	78
1993	Chris MacInnis, K	60
1994	Jake Campbell, HB	80
1995	Beau Morgan, QB	114
1996	Beau Morgan, QB	108
1997	Alex Wright, K	60
1998	Blane Morgan, QB	90
1999	Jackson Whiting, K	62
2000	Dave Adams, K	94
2001	Keith Boyea, QB	110
2002	Chance Harridge, QB	132
2003	Chance Harridge, QB	72
2004	Darnell Stephens, HB	60
2005	Scott Eberle, PK	68
2006	Zach Sasser, K/P	59
2007	Ryan Harrison, PK	101
2008	Ryan Harrison, PK	108
2009	Erik Soderberg, PK	104
2010	Tim Jefferson, QB	90

Individual Records

Kicking

Punting Average

Career

1. 44.4 Mark Simon, 1984-86
2. 44.0 Jason Christ, 1990-91
3. 43.9 Brandon Geyer, 2008-09
4. 43.6 Jason Kirkland, 1996-98
- 43.6 Robert Barkers, 2002

Season

1. 47.3 Mark Simon, 1985
2. 47.0 Chris MacInnis, 1993
3. 45.7 Jason Christ, 1991
4. 44.7 Jason Kirkland, 1998
5. 43.7 Mark Simon, 1986

Game

1. 59.3 Ryan Harrison vs. Wyoming, 2007
2. 55.8 Steve Carr vs. Notre Dame, 1995
3. 53.8 Jason Christ vs. New Mexico, 1991
4. 53.6 Mark Simon vs. UTEP, 1985
5. 52.7 Jason Kirkland vs. UNLV, 1997

Field Goal Attempts

Career

1. 95 Dave Lawson, 1972-75
2. 58 Sean Pavlich, 1980-83
3. 56 Ryan Harrison, 2007-08
4. 50 Dennis Leuthauser, 1967-69
5. 49 Joe Wood, 1989-91

Season

1. 31 Dave Lawson, 1974
2. 30 Erik Soderberg, 2009
3. 29 Ryan Harrison, 2008
4. 28 Dave Lawson, 1975
5. 27 Ryan Harrison, 2007

Game

1. 6 Erik Soderberg vs. San Diego St., 2009
 2. 5 Joey Ashcroft vs. Army, 2003*
- * - Done eight times, most recent

Field Goals Made

Career

1. 51 Dave Lawson, 1972-75
2. 43 Ryan Harrison, 2007-08
3. 42 Sean Pavlich, 1980-83
4. 39 Joe Wood, 1989-91
5. 29 Joey Ashcroft, 2002-03

Season

1. 24 Ryan Harrison, 2008
2. 22 Erik Soderberg, 2009
3. 19 Ryan Harrison, 2007
- 19 Dave Adams, 2000
- 19 Dave Lawson, 1974

Game

1. 4 Erik Soderberg vs. San Diego St.*
- * - Done nine times, most recent

Field Goal Percentage

Career

1. .826 Jackson Whiting, 1998-99 (19-23)
2. .796 Joe Wood, 1989-91 (39-49)
3. .768 Ryan Harrison, 2007-08 (43-56)
4. .764 Dave Adams, 1998-00 (26-34)
5. .750 Carlos Mateos, 1984 (12-16)

Season

1. 1.000 Jackson Whiting, 1999 (12-12)
2. .889 Joey Ashcroft, 2002 (16-18)
3. .857 Joe Wood, 1990 (12-14)
4. .833 Sean Pavlich, 1982 (15-18)
5. .828 Ryan Harrison, 2008 (24-29)

Extra Point Attempts

Career

1. 118 Sean Pavlich, 1980-83
2. 108 Joe Wood, 1989-91
3. 87 Dave Lawson, 1972-75
4. 84 Erik Soderberg, 2009-Present
5. 82 Ryan Harrison, 2007-08

Season

1. 54 Jackson Whiting, 1998
2. 52 Tom Ruby, 1985
3. 50 Joe Wood, 1989
- 50 Joey Ashcroft, 2002
5. 49 Steve Yarbrough, 1988

Game

1. 9 Chris MacInnis vs. Indiana St., 1993
 - 9 Steve Yarbrough vs. New Mexico, 1988
 - 9 Dave Lawson vs. Davidson, 1982
 4. 8 Erik Soderberg vs. Northwestern St., 2010*
- * - Done eight times, most recent

Extra Points Made

Career

1. 111 Sean Pavlich, 1980-83
2. 104 Joe Wood, 1989-91
3. 80 Ryan Harrison, 2007-08
- 80 Erik Soderberg, 2009-10
4. 79 Jackson Whiting, 1998-99
5. 78 Dave Lawson, 1972-75

Season

1. 53 Jackson Whiting, 1998
2. 52 Tom Ruby, 1985
3. 48 Joe Wood, 1989
4. 47 Steve Yarbrough, 1988
- 47 Joey Ashcroft, 2002

Game

1. 9 Chris MacInnis vs. Indiana St., 1993
 - 9 Steve Yarbrough vs. New Mexico, 1988
 3. 8 Erik Soderberg vs. Northwestern St., 2010*
- * - Done six times, most recent is listed.

Extra Point Pct.

Career

1. 1.000 Tom Ruby, 1984-85 (57-57)
- 1.000 Chris Blasy, 1986-87 (22-22)
3. .987 Jackson Whiting, 1998 (79-80)
4. .976 Ryan Harrison, 2007-08 (80-82)
5. .975 Steve Yarbrough, 1987-88 (77-79)

Season

1. 1.000 Tom Ruby, 1985 (52-52)
- 1.000 Steve Yarbrough, 1987 (30-30)
- 1.000 Jackson Whiting, 1999 (26-26)
- 1.000 Chris Blasy, 1986 (15-15)
- 1.000 Dave Lawson, 1975 (15-15)

Punting Leaders by Season

Year	Player, Pos.	#-Yards
1956	Eddie Rosane, QB	24-34.4
1957	John Kuenzel, QB	22-35.3
1958	Rich Mayo, QB	24-36.5
1959	Rich Mayo, QB	32-35.0
1960	Rich Mayo, QB	42-38.1
1961	Terry Isaacson, HB	39-40.3
1962	Terry Isaacson, QB	40-38.7
1963	Terry Isaacson, QB	41-39.0
1964	Ken Jaggars, HB	51-41.0
1965	Pat Hogarty, K	60-38.7
1966	Pat Hogarty, K	51-38.7
1967	Steve Roseman, FB	44-35.1
1968	Scott Hamm, DB	67-39.3
1969	Darryl Haas, LB	55-38.7
1970	Scott Hamm, DB	53-41.2
1971	Darryl Haas, LB	67-42.0
1972	Jerry Olin, DB	46-34.3
1973	Tom Lange, P	54-37.6
1974	Tom Lange, P	26-37.0
1975	Tom Lange, P	63-41.5
1976	Ken Dressel, P	54-36.0
1977	Scott Schafer, P	65-37.5
1978	Scott Schafer, P	62-43.2
1979	Scott Schafer, TE	78-41.2
1980	Scott Schafer, QB	38-38.0
1981	Jeff Kubiak, P	61-38.9
1982	Jeff Kubiak, P	43-43.4
1983	Jeff Kubiak, P	36-43.2
1984	Mark Simon, P	48-42.1
1985	Mark Simon, P	53-47.3
1986	Mark Simon, P	63-43.7
1987	Chris Blasy, P/K	58-38.0
1988	Chris Blasy, P/K	43-40.2
1989	Eric Olson, P	37-38.0
1990	Jason Christ, P	59-42.6
1991	Jason Christ, P	50-45.7
1992	Chris MacInnis, P/K	58-41.5
1993	Chris MacInnis, P/K	49-47.0
1994	Steve Carr, P	51-41.7
1995	Steve Carr, P	45-43.2
1996	Jason Kirkland, P	16-42.8
1997	Jason Kirkland, P	53-43.0
1998	Jason Kirkland, P	38-44.7
1999	Scott Gribben, P	57-41.9
2000	Dallas Thompson, P	50-40.8
2001	John Cortney, P	39-42.4
2002	Robert Barkers, P	23-43.6
2003	Andrew Martin, P	43-43.2
2004	Donny Heaton, P	47-41.3
2005	Donny Heaton, P	28-39.2
2006	Zach Sasser, P/K	39-40.8
2007	Ryan Harrison, P/K	46-42.9
2008	Ryan Harrison, P/K	43-38.9
2009	Brandon Geyer, P	50-43.0
2010	Keil Bartholomew, P	28-40.4

Individual Records

Defense

Tackles

Career

- 475 Terry Maki, 1983-86
- 469 Tom Foertsch, 1976-78
- 381 Mike France, 1979-81
- 366 Jack Kucera, 1975-77
- 363 Brian Hill, 1988-90
- 342 Chris Gizzi, 1994-97
- 340 Johnny Jackson, 1978-81
- 338 Ryan Williams, 1977-79
- 337 Ray Wild, 1972-74
- 319 Drew Fowler, 2005-07

Season

- 195 Terry Maki, 1986
- 184 Tom Foertsch, 1977
- 179 Chris Gizzi, 1997
- 170 Jack Kucera, 1976
- 166 Jack Kucera, 1977
- 163 Tom Foertsch, 1976
- 157 Mike France, 1980
- 146 Brian Hill, 1988
- 145 Willie Mayfield, 1970
- 144 Shawn Smith, 1982

Game

- 30 Terry Maki vs. N.D., 1985
- 26 Jack Kucera vs. BC, 1977
- 25 Terry Maki vs. Wyo, 1986
- 25 Tom Foertsch vs. Notre Dame, 1977
- 24 Jack Kucera vs. Arizona St, 1977
- 23 Terry Maki vs. N. D., 1986
- 23 Larry Tollstam vs. Wash, 1964
- 23 Tom Foertsch vs. Pacific, 1977
- 23 Darryl Haas vs. Oregon, 1970
- 23 Jack Kucera vs. Pacific, 1977
- 23 Brian Hill vs. Colorado St, 1988



Chris Gizzi

QB Sacks

(Did not start until 1986)

Career

- 34 Chad Hennings, 1985-87
- 23 Vergil Simpson, 1990-92
- 20 Johnny Harrison, 1992-94
- 13.5 Shawn Thomas, 1997-99
- 13 Steve Fernandez, 1994-97

Season

- 24 Chad Hennings, 1987
- 13 Vergil Simpson, 1991
- 12 Johnny Harrison, 1994
- 11 John Steed, 1986
- 10 Chad Hennings, 1986
- 10 Steve Spewock, 1986
- 10 Randle Gladney, 1989
- 9 Erik Davis, 1984
- 9 Jake Paulson, 2008
- 8 Vergil Simpson, 1992
- 8 Shawn Thomas, 1998
- 8 Jason Tone, 1994

QB Sack Yardage

(Did not start until 1986)

Career

- 225 Chad Hennings, 1985-87
- 137 Johnny Harrison, 1992-94
- 134 Vergil Simpson, 1990-92
- 87 Chris Gizzi, 1994-97
- 87 Jake Paulson, 2006-08
- 86 Shawn Thomas, 1997-98
- 78 Brian McCray, 1993-95
- 75 Randle Gladney, 1988-89
- 72 J.T. Tokish, 1988-90
- 64 Corey Nelson, 1998-00

Season

- 182 Chad Hennings, 1987
- 85 Johnny Harrison, 1994
- 78 Vergil Simpson, 1991
- 67 Shawn Thomas, 1998
- 60 Jake Paulson, 2008
- 59 J.T. Tokish, 1989
- 52 Erik Davis, 1984
- 48 John Steed, 1986
- 48 Michael Gallagher, 2000
- 47 Bryce Fisher, 1998
- 47 Chris Gizzi, 1996
- 47 Steve Spewock, 1986

Tackles for Loss

(Includes QB Sacks)

Career

- 71 Chad Hennings, 1985-87
- 55 Dave Scott, 1975-77
- 46 Vergil Simpson, 1990-92
- 41.5 Shawn Thomas, 1997-99
- 41 Johnny Harrison, 1992-94
- 38 John Ziegler, 1983-85
- 37 Steve Fernandez, 1994-97
- 36 Chris Gizzi, 1994-97
- 34 John Steed, 1986-87
- 32.5 Corey Nelson, 1998-00

Season

- 31 Chad Hennings, 1987
- 27 Dave Scott, 1976
- 24 John Steed, 1986
- 23 Shawn Thomas, 1998
- 22 Johnny Harrison, 1994
- 21 Vergil Simpson, 1991
- 21 Chris Gizzi, 1997
- 20 Chad Hennings, 1986
- 20 Chad Hennings, 1985
- 19 Randle Gladney, 1989
- 19 Mark Ewig, 1969

Tackles for Loss Yardage

Career

- 453 Chad Hennings, 1985-87
- 321 Dave Scott, 1975-77
- 233 Johnny Harrison, 1992-94
- 232 Shawn Thomas, 1997-99
- 218 Vergil Simpson, 1990-92
- 209 John Ziegler, 1983-85
- 185 Chris Gizzi, 1994-97
- 175 Mark Ewig, 1967-69
- 161 Gene Ogilvie, 1970-72
- 158 Tom Schluckebier, 1978-81


Season

- 202 Chad Hennings, 1987
- 181 Dave Scott, 1976
- 148 Shawn Thomas, 1998
- 140 Chad Hennings, 1985
- 131 Johnny Harrison, 1994
- 116 Vergil Simpson, 1991
- 110 John Ziegler, 1985
- 107 Mark Ewig, 1969
- 98 Dennis Leuthauser, 1969
- 91 Chris Gizzi, 1996
- 91 J.T. Tokish, 1989



Dave Scott

Individual Records



Dwan Wilson

Interceptions

Career

1. 17 Tom Rotello, 1983-86
2. 16 Carlton McDonald, 1989-92
3. 15 Dwan Wilson, 1982-85
4. 11 Kelvin King, 1993-95
5. 10 Scott Thomas, 1982-85
- 10 Brian Watkins, 1991-94
- 10 Anthony Wright, 2008-Present
8. 9 Tim Curry, 1996-98
- 9 Cyd Maattala, 1968-70
- 9 Dave Carraway, 1979-81
- 9 Reggie Rembert, 2007-10

Season

1. 8 Carlton McDonald, 1992
 - 8 Tom Rotello, 1985
 2. 7 Anthony Wright, 2009
 - 7 Jim Smith, 1970
 5. 6 Carson Bird, 2007*
- * - Done eight times, most recent



Anthony Wright, Jr.

Interception Yardage

Career

1. 296 Tom Rotello, 1983-85
2. 205 Anthony Wright, 2008-Present
3. 195 Carlton McDonald, 1989-92
4. 182 Frank Staine-Pyne, 1994-97
5. 173 Jimmy Smith, 1968-70
6. 152 Nate Allen, 2003-04
7. 149 Johnny Jackson, 1978-81
8. 147 Dwan Wilson, 1982-85
9. 146 Terry Isaacson, 1961-63
10. 121 Brian Watkins, 1991-94

Season

1. 182 Frank Staine-Pyne, 1997
2. 167 Jim Smith, 1970
3. 153 Anthony Wright, 2009
4. 136 Carl Dieudonne, 1983
5. 117 Nate Allen, 2003
6. 113 Larry Duncan, 2001
7. 110 Charlie May, 1956
8. 109 Carlton McDonald, 1992
9. 103 Terry Isaacson, 1962
10. 101 Tom Rotello, 1985

INT Leaders by Season

Year	Player, Pos.	#-Yards
1956	John Kuenzel	3-55
1957	Tom Jozwiak	3-10
	George Pupich	3-10
1958	Steve Galios	2-19
1959	Rich Mayo	4-34
1960	Don Baucom	2-15
1961	Bob McDonough	6-75
1962	Terry Isaacson	4-103
1963	John Puster	3-0
1964	John Puster	3-34
1965	Lloyd Duncan	3-42
1966	Tom Zyroll	3-89
1967	Neal Starkey	3-27
1968	Cyd Maattala	6-41
1969	Glenn Leimbach	2-15
1970	Jim Smith	7-167
1971	Bob Gilbert	2-30
1972	Dennis Collins	4-39
1973	Dennis Collins	4-76
1974	Mike Mark	4-60
1975	Jim Miller	6-82
1976	Tim Hoy	2-15
1977	Tim Hoy	3-31
1978	Clay Rumph	3-41
1979	Johnny Jackson	2-70
1980	Dave Carraway	5-53
1981	Dave Carraway	4-5
1982	Greg Zolninger	3-62
1983	Carl Dieudonne	4-136
1984	Dwan Wilson	5-52
1985	Tom Rotello	5-101
1986	Tom Rotello	5-78
1987	Mike Gantt	3-17
1988	Andy Toth	2-27
	Gary Kilmer	2-0
1989	Randle Gladney	4-49
1990	Shanon Yates	4-39
1991	Carlton McDonald	6-76
1992	Carlton McDonald	8-109
1993	Brian Watkins	4-93



Reggie Rembert

1994	Brian Watkins	6-28
1995	Kelvin King	5-18
1996	Steve Pipes	3-36
1997	Tim Curry	5-99
1998	Craig Thorstenson	3-42
1999	Jason Blevins	3-0
2000	Kurt Duffy	2-9
2001	Larry Duncan	3-113
	Wes Crawley	3-29
2002	Wes Crawley	4-28
2003	Jeff Overstreet	3-51
2004	Nate Allen	2-35
	Chris Sutton	2-44
2005	Bobby Giannini	3-35
2006	Julian Madrid	2-12
2007	Carson Bird	6-10
2008	Reggie Rembert	3-23
2009	Anthony Wright	7-153
2010	Reggie Rembert	3-31
	Jon Davis	3-23



Scott Thomas

Letterwinners

-- A --

Aaron, James R., 81, 78
 Abraham, Robert E., 73, 72
 Achter, Gilbert J., Jr, 64, 61, 62, 63
 Adair, Marcus, 95, 91
 Adams, Cedric, 04, 02
 Adams, Craig P., 77, 74, 75, 76
 Adams, Dave, 01, 98, 99, 00
 Adams, James J., 84, 80, 81
 Addison, Nakia, 97, 93, 94, 95, 96
 Adeji-Paul, P.J., 12, 08, 09, 10
 Ahlgrim, Pat, 89, 86, 87, 88
 Ahmann, Gerald L., 63, 62
 Akinyemi, Charles, 05, 01, 02
 Albrecht, Thomas L., 80, 76, 77
 Alexander, Marcus, 97, 95, 96
 Allaway, Arthur W., 72, 69
 Allen, David K., 68, 65, 66, 67
 Allen, Kyle, 01, 98, 99, 00
 Allen, Nate, 05, 01, 02, 03, 04
 Allen, Steven S., 86, 84, 85
 Altman, Hunter, 09, 06, 07, 08
 Alves, Daniel, 01, 98, 99
 Amack, Brady, 12, 08, 09, 10
 Amdor, Stephen L., 65, 62, 63, 64
 Amezaga, Ricky, 03, 00, 01, 02
 Anderson, Erik, 06, 04, 05
 Anderson, Greg, 09, 87
 Anderson, Jacob, 05, 02
 Anderson, Tod D., 81, 78, 80
 Antoine, Edward L., Jr., 82, 79, 81
 Arata, Joseph F., 84, 82, 83
 Ariguzo, Ikenna, 14, 10
 Armour, Alex, 93, 89, 90, 91, 92
 Armstrong, Spencer, 09, 06, 07, 08
 Arndt, Alexander, 11, 10
 Arshinkoff, Nicholas T., 63, 60, 61, 62
 Arthur, Jamie, 02, 99, 00, 01
 Ashcroft, Joey, 04, 01, 02, 03
 Avila, Robert B., 84, 80, 81, 82, 83

-- B --

Baca, Brad, 05, 02
 Bacigalupo, Phil, 67, 64
 Backus, David L., 65, 62, 63, 64
 Baer, Craig A., 68, 66, 67
 Bailey, John, 90, 88
 Baker, Chris H., 93, 90, 91, 92
 Baker, Jarvis, 93, 90, 91, 92
 Ball, Shelby G., 80, 76, 77, 78, 79
 Banks, Antoine J., 93, 90, 91, 92
 Barber, Tyrone, 97, 96
 Bark, Andrew G., 83, 79, 80
 Barkers, Robert, 05, 02
 Barnes, Robert P., 67, 65, 66
 Barnes, William P., 83, 80, 81
 Barreau, Terrence, 02, 99, 00
 Barron, Michael, 99, 97, 98
 Barry, Craig L., 72, 70, 71
 Barth, Tyler S., 88, 85, 86, 87
 Bartholomew, Keil, 11, 10
 Basik, Jeffrey P., 82, 79
 Bassa, Paul, Jr, 72, 69, 70, 71
 Battle, Elliot, 11, 08, 09
 Baucom, Donald R., 62, 59, 60, 61
 Bauman, Philip J., 71, 68, 69, 70
 Baumgarten, Timothy O., 78, 74
 Baxley, Jared, 07, 04, 06
 Baxter, Gary L., 70, 67, 68, 69
 Baxter, Robert H., 62, 59
 Bays, Kent J., 72, 69, 70, 71
 Beake, Christopher, 94, 92, 93
 Beal, Byron E., 73, 72
 Beard, Nate, 01, 99, 00

Becker, Scott, 01, 98, 99, 00
 Becker, William R., 80, 79
 Beene, Lane, 91, 88, 89, 90
 Behne, Daniel G., 84, 82, 83
 Bell, Kevin, 90, 87, 88, 89
 Bell, Zachary, 11, 10
 Bendrick, Patrick D., 84, 81
 Bensen, Jeffrey, 12, 09, 10
 Bentley, Tim, 90, 87
 Bergstrom, Jeffrey, 94, 92, 93
 Bernardoni, Brandon, 05, 02
 Berry, William M., III, 74, 71, 72, 73
 Betance, Michael, 90, 87, 88, 89
 Bierie, John M., 71, 68, 69, 70
 Bievenour, Michael, 79, 76
 Bird, Carson, 08, 04, 05, 06, 07
 Bitterman, Thomas L., 69, 68, 89
 Black, Michael, 94, 91, 92, 93
 Blanchard, Len, 90, 87
 Blank, Gary F., 72, 69, 70, 71
 Blasy, Christopher, 89, 86, 87, 88
 Bledsoe, Robert G., 81, 78, 79, 80
 Blevins, Jason, 00, 97, 98, 99
 Blew, Bryan, 03, 00, 02
 Bloodworth, Daryl M., 64, 61, 62, 63
 Bloomfield, Michael J., 81, 79, 80
 Bobko, Peter B., 62, 59, 60
 Bolen, Michael D., 71, 68, 69, 70
 Bonaldo, Dino, 92, 89
 Bonds, Cale, 00, 97, 98, 99
 Bonelli, Brian, 00, 97, 98
 Bonham, Steven S., 93, 90
 Booker, Albert, 89, 86, 87, 88
 Bortka, Victor C., 84, 81, 82, 83
 Bounds, Jordan, 01, 00
 Bowers, Jason, 93, 90, 91, 92
 Bowman, Jason, 06, 04
 Boyea, Keith, 02, 00, 01
 Bradley, Loyd, 14, 10
 Brackney, David, 95, 93
 Braley, Andrew, 06, 04
 Brancato, Matthew, 99, 97
 Brandt, William M., 65, 64
 Brazier, Floyd, 98, 96
 Bready, Alvin, 75, 73, 74
 Bream, Brian B., 72, 69, 70, 71
 Bream, Scott R., 77, 75, 76
 Breece, Scott, 98, 96, 97
 Brennan, Hugh P., 86, 83, 84, 85
 Brennan, Kevin B., 72, 70, 71
 Brennan, Steven, 91, 89, 90
 Brenner, Paul H., 73, 72
 Brezinsky, Thomas J., 85, 84
 Brickey, Robert E., 61, 58, 59, 60
 Briehl, Austin, 13, 10
 Brimer, William T., 80, 77
 Brinkerhoff, Jerry L., 68, 65, 66, 67
 Bronson, Howard F., 60, 57, 58, 59
 Brooks, Matthew, 96, 94, 95
 Brown, Brandon, 03, 00, 01
 Brown, Bruce A., 81, 78, 79, 80
 Brown, Derek C., 86, 82, 83, 84, 85
 Brown, Jason, 06, 03, 04, 05
 Brown, Lawrence R., 79, 78
 Brown, Marcus, 08, 04
 Brown, Mike W., 85, 82, 83, 84
 Brown, Qualario, 01, 97, 98, 00
 Brown, Richard M., 63, 60, 61, 62
 Brown, Thomas, 97, 92, 95, 96
 Browning, Peter J., 86, 82
 Bryant, Clay, 10, 08
 Bryant, Ronald M., Jr., 86, 84, 85
 Brynteson, David W., 94, 91, 92, 93
 Buehler, Robert B., 80, 79
 Bueker, Charles, 04, 02, 03

Buelow, Joel, 03, 00, 01, 02
 Bullard, Brian M., 83 (D)
 Bullard, Kevin J., 89, 86, 87, 88
 Bunecke, Joseph, 78, 76, 77
 Burbank, Jeffrey, 94, 92, 93
 Burchett, Allen W., 68, 65, 66
 Burdett, Jeffrey, 92, 90, 91
 Burg, Michael S., 84, 81
 Burger, Gregory, 91, 89, 90
 Burgwald, Jonathan R., 88, 85, 86, 87
 Burkart, Howard, 65, 64
 Burke, Bruce A., 68, 65, 66, 67
 Burns, James, 02, 00, 01
 Burns, Steven R., 80, 79
 Buron, Raoul J., Jr, 75, 73, 74
 Bush, Gregory J., 78, 76, 77
 Bushell, Mark W., 78, 75, 76, 77
 Butler, Anthony, 05, 01, 02, 03, 04
 Butler, Laurence J., 79, 78
 Buttrell, Frederick W., 85, 82, 83, 84
 Byrd-Fulbright, Brenton, 10, 07, 08

-- C --

Cage, Tre, 02, 00, 01
 Calhoun, Troy, 89, 85, 86, 87, 88
 Camacho, Marlon G., 88, 85
 Cameron, Carl, 91, 90
 Cameron, Von M., 85, 82, 83
 Campbell, Chris, 10, 07, 08, 09
 Campbell, Jake, 96, 93, 94, 95
 Campbell, Jason, 97, 96
 Cancino, Paul, 02, 00, 01
 Cantwell, Michael T., 76, 73, 74, 75
 Capotosto, Nicholas, 95, 93
 Carlson, Dana J., 75, 72
 Carlson, Joel A., 73, 70, 71, 72
 Carlson, Mark, 06, 03, 04, 05
 Carney, Brian T., 77, 74, 75, 76
 Carney, Cormac J., 82, 78
 Carney, Shaun, 08, 04, 05, 06, 07
 Carp, Christopher, 07, 05, 06
 Carpenter, Ken S., 86, 83, 84, 85
 Carr, A.C., 00, 98
 Carr, Steve, 96, 94, 95
 Carr, Terry, 90, 87, 89
 Carraway, David L., 82, 79, 80, 81
 Carter, Cicilio, 13, 09
 Carter, Ryan, 04, 02, 03, 04
 Cash, Gideon D., 96, 93, 94
 Castanias, Paul C., 86, 83
 Cates, Preston, 93, 90, 91
 Cathcart, Richard J., 67, 65, 66
 Cerise, Mark C., 79, 77, 78
 Chambers, James, 13, 09, 10
 Chandler, Kenneth, 00, 97, 98, 99
 Chandler, Michael J., 86, 83, 84, 85
 Chandler, Robert D., 80, 76, 77
 Charles, Nick, 10, 06, 07, 08, 09
 Charron, Chris, 05, 04
 Charters, Doug, 00, 98, 99
 Cherry, Mark, 91, 88
 Chrisley, James, 94, 92, 93
 Christ, Jason J., 92, 90, 91
 Cianciolo, Frederick R., 82, 79
 Cillesen, Bret, 96, 94, 95
 Clark, Asher, 12, 08, 09, 10
 Clark, Don, 03, 01, 02
 Clark, George C., 59, 56, 57, 58
 Clark, Kenneth H., II, 59, 56, 57, 58
 Clark, Richard M., 86, 82, 83, 84, 85
 Clayton, Joshua, 08, 05, 06, 07
 Clifford, Larry, 96, 93
 Cline, Barry P., 69, 66, 67
 Cobb, Wesley, 13, 09, 10

Cochran, Ben, 11, 08, 09, 10
 Cochran, Gregory E., 89, 87, 88
 Coddington, Michael W., 80, 77
 Cole, Adam, 05, 02, 03, 04
 Cole, Felix, 04, 01, 02, 03
 Cole, Larry R., 68, 65, 66
 Coleman, Jerald A., 79, 77
 Coleman, Monty, 04, 01, 02, 03
 Coleman, Thomas H., 85, 81, 82, 83, 84
 Coleman, William (Drew), 13, 09, 10
 Collins, Dennis F., 74, 72, 73
 Conley, David, 05, 01, 02, 03, 04
 Conley, John E., 65, 62
 Connell, Chris P., 92, 89, 90, 91
 Connor, Bradley, 11, 08, 09, 10
 Cook, Lawrence P., 68, 65, 66
 Cooks, Jamil, 14, 10
 Corcoran, Brian, 13, 09, 10
 Cormany, Gerritt C., 67, 66
 Cornum, Kory G., 80, 77, 78, 79
 Cortese, Casey, 00, 97, 98, 99
 Cortney, John, 02, 01
 Cousins, Josh, 10, 07, 08, 09
 Covington, John R., 76, 73, 74, 75
 Cox, Franklin E., 76, 74, 75
 Crandall, Jason, 91, 90
 Crawley, Wes, 03, 00, 01, 02
 Crossetti, Cory, 04, 02, 03
 Crossman, Mark G., 89, 86, 87, 88
 Crowe, Lelvin, Jr., 78, 76, 77
 Crump, Thomas, 07, 06
 Cubero, Ruben, 61, 58, 59, 60
 Culbertson, Steven R., 75, 72
 Cunningham, Nate, Jr, 87, 84, 85, 86
 Curry, Cameron, 97, 96, 95, 96
 Curry, Kellen, 09, 06
 Curry, Timothy, 99, 96, 97, 98
 Curtis, Robert S., 86, 83, 84
 Cwach, Emile E., 59, 56, 57, 58
 Czarnota, Richard, 65, 62, 63, 64

-- D --

Dahlmann, James W., 82, 78, 79, 80, 81
 Dailey, Stephen W., Jr, 84, 80
 Dale, Alan G., 83, 79
 Dalton, Michael, 97, 93, 94, 95
 Danquah, Mustafa, 02, 00
 Darden, Chase, 11, 08, 09, 10
 Davidson, Frederick M., 85, 81
 Davies, Jeffrey, 91, 89, 90
 Davis, Donald, 94, 92, 93
 Davis, Erik, 95, 91, 92, 93
 Davis, Jon, 12, 08, 09, 10
 Davis, Matt, 09, 07
 Davis, William E., 83, 79
 Dayoc, Matt, 01, 98, 99, 00
 Debes, Joseph M., 75, 72, 73, 74
 Dehart, Paul E., 74, 72, 73
 Dekker, Travis, 08, 04, 06, 07, 08
 Delgado, Michael A., Jr., 83, 79
 Delligatti, Robert S., 59, 57
 Denerath, Chaz, 11, 08, 09, 10
 Denny, John P., 84, 81
 DeOrio, James K., 70, 68, 69
 DeRock, Mark, 96, 93, 94, 95
 DeRuyter, Tim J., 85, 82, 83, 84
 Diehl, Richard, 04, 02, 03
 Dietz, Connor, 12, 09, 10
 Dieudonne, Carl H., 84, 81, 82, 83
 Dixon, Charles, II, 84, 81
 Dixon, Lee C., 61, 60
 Dohallow, Tyler, 07, 04, 05, 06
 Dohner, Charles F., 75, 72
 Dolan, John W., 59, 56, 57

Letterwinners

Dorger, John M., 68, 66
 Dornbusch, Kette, 92, 89, 90, 91
 Douville, Arnold K., 78, 76, 77
 Dowd, McKenzie B., 12, 09
 Dowis, Dee, 90, 86, 87, 88, 89
 Downey, Douglas E., 93, 90, 91, 92
 Dressel, Kenneth L., 80, 76, 78, 79
 Drewnowski, Stephen T., 80, 77, 78, 79
 Duff, Timothy L., 71, 68, 69, 70
 Duffy, Kurt, 01, 99, 00
 Dunbar, Douglas K., 82, 79, 80, 81
 Duncan, Larry, 04, 01, 02, 03
 Duncan, Lloyd F., 67, 64, 65, 66
 Dunn, Brent, 00, 87
 Dunn, Tim, 94, 92, 93
 Dunn, Troy E., 93, 90, 91, 92
 Durham, Warren, 92, 89, 90
 Dwyer, Richard E., 96, 95
 Dyer, Jason, 94, 93

-- E --

Eaglin, David, 94, 92, 93
 Eason, Jordan, 13, 10
 Eaton, Trey, 09, 06
 Ebia, Abe, 98, 96
 Eberle, Scott, 06, 04, 05
 Eccles, Jon, 02, 00
 Eckles, Danny L., 63, 60
 Edwards, Adam, 96, 94, 95
 Edwards, Albert, M., 94, 91, 92, 93
 Edwards, Pat, 06, 05
 Egan, Gregory S., 83, 81, 82
 Eilers, Todd, 97, 95, 96
 El-Amin, Saj, 10, 09
 Ellis, Michael W., 77, 75
 Ellis, Richard P., 68, 66, 67
 Elsbernd, Gerald F., 59, 56
 Emery, Joel, 91, 88
 Ensor, Keith, 97, 95, 96
 Epie, Makia, 01, 98, 99
 Epping, Edward E., 70, 67, 68, 69
 Escamilla, Jon, 12, 09
 Evans, Chris, 08, 04, 05, 06, 07
 Evans, David, 92, 89, 90, 91
 Evans, Patrick W., 87, 84, 85, 86
 Evenson, Kraig A., 86, 83, 84, 85
 Evers, Michael S., 78, 75, 76, 77
 Evert, Robert, 98, 96, 97
 Ewig, Mark G., 70, 67, 68, 69
 Ewing, Kevin D., 83, 80, 81

-- F --

Faber, Nathan, 98, 95, 96
 Faison, Eric, 91, 87, 89, 90
 Falgout, John, 10, 08, 09
 Falk, Karl, 98, 96, 97
 Fallon, Richard E., 68, 65, 66, 67
 Fariss, Laurence A., 75, 72, 73, 74
 Farmer, Matthew, 00, 97, 98, 99
 Farr, Robert A., 75, 72, 73, 74
 Fausti, Edward A., 65, 62, 63, 64
 Felton, Jeffrey, 00, 98, 99
 Fenske, Stuart V., 63, 60, 61, 62
 Fernandez, Steve, 98, 94, 95, 96, 97
 Fieberkorn, Michael, 03, 00
 Findall, Christopher E., 87, 84, 85, 86
 Finnan, Ryan, 01, 99, 00
 Finnan, Sean, 98, 95, 96, 97
 Fischer, Alan M., 71, 69, 70
 Fisher, Arthur R., 67, 65, 66
 Fisher, Bryce, 99, 97, 98
 Fitch, Adam, 06, 03, 04, 05
 Fitzpatrick, Charles E., III, 74, 72

Fleming, Kevin J., 85, 82, 83, 84
 Fleming, Ross, 12, 10
 Fleming, Ryan, 01, 99, 00
 Flewelling, Steven E., 87, 83, 85, 86
 Flynn, John, 99, 97
 Foertsch, Thomas R., 79, 76, 77, 78
 Fogler, Kevin, 11, 08, 09, 10
 Fortson, Michael L., 80, 77, 78, 79
 Foster, Derek C., 84, 82
 Foster, Franklin J., 78, 74
 Foster, Stephen, 94, 92, 93
 Fowler, Drew, 08, 05, 06, 07
 France, Michael, 82, 79, 80, 81
 Franklin, Craig A., 81, 78
 Free, William (Billy), 99, 97, 98
 Freeman, Josh, 12, 09, 10
 Fritzsche, Bruce, 75, 74
 Fritzsche, Mark H., 77, 75, 76
 Frozena, John D., 76, 73, 74, 75
 Funk, Christian G., 85, 81, 82, 83, 84
 Funk, Frederick H., 84, 82, 83
 Furst, Timothy M., 78, 76, 77
 Fyda, Timothy J., 79, 77, 78

-- G --

Gaines, David A., 88, 85
 Gaines, Scott, 89, 87
 Galbraith, James A., 82, 78, 80, 81
 Galbreath, Michael J., 64, 61, 62, 63
 Galios, Stephen E., 59, 56, 57, 58
 Gallagher, Michael, 01, 98, 99, 00
 Gantt, Mike, 88, 86, 87
 Garcia, Roy D., 88, 84, 86, 87
 Gardner, Ryan, 12, 10
 Garguile, Noah, 08, 05, 06
 Garland, Ben, 10, 06, 07, 08, 09
 Garner, Michael J., 69, 66
 Gauch, David A., 94, 91, 92, 93
 Gavin, Louis J., 63, 62
 Gebhardt, Charles L., 63, 62
 Geddie, Samuel T., 83, 80
 Gee, Michael P., 79, 76, 77, 78
 Gehrsitz, Tim, 05, 02
 Gessert, David P., 73, 70, 71, 72
 Gettys, Blake A., 88, 85, 86, 87
 Getz, Cody, 13, 09, 10
 Geyer, Brandon, 10, 07, 08, 09
 Giannini, Bobby, 08, 04, 05, 06, 07
 Gibadlo, Kenny, 90, 87, 88
 Gibbs, Randall, 03, 00
 Gibson, George C., 67, 65, 66
 Gierat, Scott L., 89, 87, 88
 Gilbert, Robert L., 73, 71, 72
 Gilbertson, Garrett, 09, 07
 Gilliam, Charles, 99, 96, 97, 98
 Gizzi, Christopher, 98, 94, 96, 97
 Gladney, Randle, 90, 87, 88, 89
 Glick, Brady M., 87, 84, 85, 86
 Glisson, Wes, 01, 99, 00
 Glover, Matt, 94, 92
 Glover, Russel D., 78, 76, 77
 Goheen, Leo A., 82, 79
 Gonzales, Ryan, 10, 06, 07, 08, 09
 Gorges, Thomas W., 65, 62, 63, 64
 Gould, Bart, 04, 03
 Gould, Michael C., 76, 73, 75
 Gouyd, Clayton A., 59, 56
 Graddy, Marchello, 04, 00, 01, 02, 03
 Grant, Karl A., 85, 81
 Grantham, Curtis, 07, 05, 06
 Gray, Andy, 06, 04, 05
 Gray, Chris W., 93, 90, 91, 92
 Gray, Ronald, 92, 89, 90, 91

Greenaway, Michael, 05, 02, 03, 04
 Greenlaw, John T., Jr, 72, 69, 70, 71
 Greenlee, William F., 66, 63, 64
 Greenwood, Marcus R., 86, 82
 Gregor, Robert L., 83, 78
 Grein, David, 94, 92, 93
 Greth, James W., 66, 63, 64
 Gribben, Scott, 00, 97, 98, 99
 Griffey, Terrence H., 62, 60, 61
 Griffin, Jeremy, 94, 90
 Griffin, Matthew, 03, 00
 Griffith, John L., 72, 69, 70, 71
 Grimm, Douglas A., 83, 79, 80
 Gunther, Blaine, 08, 04, 05, 06, 07
 Gullede, John F., 59, 56, 57, 58
 Gulliver, Timothy L., 80, 78, 79
 Gunnell, Braylon, 11, 09
 Guth, William M., 68, 65, 66, 67
 Guthrie, Lee C., 97, 95, 96

-- H --

Haas, Darryl O., 72, 69, 70, 71
 Haddad, Richard S., 81, 78, 79, 80
 Hahn, Gerhard, 96, 94, 95
 Halderman, Kyle, 11, 07, 08, 09, 10
 Hall, Chad, 08, 05, 06, 07
 Hall, James B., 96, 94, 95
 Hall, Joshton, 12, 09, 10
 Hall, Richard B., Jr, 68, 66
 Hallager, Donald J., 62, 61
 Hallenbeck, Ralph G., 69, 67, 68
 Hamlin, Kenneth E., 69, 66, 67, 68
 Hamm, James S., 71, 68, 69, 70
 Hampton, Michael, 10, 08, 09
 Hancock, Craig, 96, 94, 95
 Handley, Justin, 07, 04, 05
 Hanes, James, 02, 00, 01
 Hankamer, Robert (Ty), 87, 84, 85, 86
 Hannig, Jack D., 68, 67
 Hansen, Steven A., 74, 71, 72, 73
 Hanseth, George L., 66, 63, 64
 Hardage, Samuel A., 61, 58, 59, 60
 Hardin, Phillip, 90, 87
 Harkleroad, Wendall J., 65, 62, 63, 64
 Harridge, Chance, 04, 01, 02, 03
 Harris, Ryan, 99, 96
 Harris, Terrance L., 81, 77
 Harrison, Johnny, 95, 92, 93
 Harrison, Ryan, 09, 07, 08
 Hart, Devin, 08, 07
 Hartley, James C., 78, 77
 Hartwell, Colin, 08, 06
 Harvey, Dwight E., 85, 81
 Hase, Thomas B., 80, 77
 Hass, Jeff T., 76, 73, 75
 Hassen, Kenneth A., 70, 68, 69
 Haugh, Jeff, 99, 97, 98
 Hawkins, Bruce, 86, 84
 Hayden, John E., 68, 65, 66, 67
 Haynie, Richard A., 74, 71, 72, 73
 Hays, Jeffrey A., 84, 82, 83
 Hazen, John T., 76, 73, 74, 75
 Healy, Michael C., 73, 70
 Heath, Charles S., 84, 80, 81, 82, 83
 Heaton, Donald, 06, 03, 04, 05
 Hecker, James B., 89, 87, 88
 Heckert, Donald W., 67, 64, 65, 66
 Heffernon, Kelly D., 83, 81
 Heir, Tom, 03, 98, 99, 02
 Heil, Steven L., 74, 71, 72, 73
 Helinski, John E., 63, 62
 Hellinger, Brian K., 93, 91, 92
 Hemphill, Anthony, 10, 08
 Hendricks, Steven, 96, 94, 95

Hendricks, Thomas C., 59, 58
 Hendrickson, Steve F., 87, 84, 85, 86
 Hendrix, Carlton, 97, 94, 95, 96
 Hennek, Roderick E., 75, 72, 73, 74
 Hennessey, Patrick, 11, 07, 08, 10
 Hennings, Chad W., 88, 84, 85, 86, 87
 Hennings, Kent, 94, 92, 93
 Henry, Jerry C., 14, 10
 Hentges, William J., 63, 62
 Herrick, Gordon J., 72, 70, 71
 Hess, Dean A., Jr, 63, 60, 61, 62
 Hess, Tyler, 05, 02, 03
 Hester, Michael J., 12, 09, 10
 Hicks, Jonathan, 03, 00, 02
 Hightower, Trevor, 04, 01, 02, 03
 Hildebrand, David, 01, 98, 99, 00
 Hill, Brian A., 91, 88, 89, 90
 Hill, David S., 81, 77
 Hill, Eldrick, 93, 90, 91, 92
 Hill, Ryan, 99, 96, 97, 98
 Hilliard, Don C., 93, 91, 92
 Hinkle, James M., 61, 60
 Hinman, Ellwood P., III, 64, 63
 Hinson, Robert E., 67, 65
 Hirneise, Brandon, 13, 10
 Hlatky, David, 89, 86, 87, 88
 Hodge, Cameron, 05, 02, 03, 04
 Hodgkinson, Buck, 00, 97, 98, 99
 Hoefar, Colby, 95, 92, 93
 Hoffman, Lawrence J., 79, 77, 78
 Hogarty, James P., 67, 65, 66
 Hogle, Guy O., Jr, 66, 64, 65
 Hoita, Daniel J., 79, 77
 Holaday, Alva B., 65, 63, 64
 Holder, Daniel, 08, 06, 07
 Holkeboer, Thomas K., 74, 71
 Hollister, Scott, 90, 87, 88, 89
 Holloway, Robert, 96, 93, 94
 Holstege, Kris, 05, 03, 04
 Homburg, Robert C., 73, 70, 71, 72
 Hoog, Stephen L., 79, 76, 77, 78
 Hoolihan, Michael W., 85, 81, 82
 Hopkins, Clarence, 93, 90, 91, 92
 Hough, Luther W., II, 73, 71, 72
 House, Brandt L., 97, 95
 Hovorka, Theodore P., 88, 85
 Howard, Christopher, 91, 89, 90
 Howell, Samuel D., 82, 79
 Howley, Scott, 09, 07, 08
 Hoy, Timothy J., 79, 76, 77, 78
 Hruby, John T., 89, 87, 88
 Huckins, Chris, 07, 05, 06
 Hudgins, LeRon, 96, 93, 94, 95
 Huff, Jeffrey J., 84, 82, 83
 Huff, Lawrence D., 72, 70, 71
 Hufford, Larry, 06, 04, 05
 Hufford, Scott, 93, 90, 91, 92
 Huggins, Thomas G., 84, 81, 83
 Hughes, James, 96, 93, 94, 95
 Hughes, Kevin J., 89, 86, 87, 88
 Hunter, Mikel, 13, 09, 10
 Husar, Michael A., 14, 10
 Hussey, Ronald J., 81, 79
 Hutt, Brad M., 98, 95, 96
 Huyser, Brett, 04, 01, 02, 03
 Hyder, Luke, 10, 07, 08, 09

-- I --

Ichiyama, John, 97, 94
 Ingram, Joeseoph, 00, 97
 Ireland, Dustin, 01, 00
 Isaacson, Terry C., 64, 61, 62, 63

Letterwinners

-- J --

Jablonsky, Keven J., 12, 09, 10
 Jackson, Charles, 00, 97, 98, 99
 Jackson, John L., 82, 78, 79, 80, 81
 Jackson, Mark G., 83, 82
 Jackson, Scott F., 67, 64, 65, 66
 Jagerson, Gordon T., 64, 61, 62, 63
 Jagers, Kenneth W., 66, 63, 64
 James, Christopher A., 93, 90, 91, 92
 James, Darren, 90, 89
 James, Douglas E., 86, 84
 James, Forrest, 88, 87
 James, George F., 82, 78, 79, 80, 81
 James, Ronald L., 92, 90, 91
 Janssen, Carl A., Jr., 68, 65, 66, 67
 Janulis, James F., 72, 70, 71
 Jarratt, Brian, 05, 04
 Jarvis, Jefferson J., 66, 64
 Jeffcoat, James Tyrone, 87, 85, 86
 Jefferson, Tim, 12, 08, 09, 10
 Jenkins, Ron R., 98, 95, 96, 97
 Jennings, Ernest R., Jr., 71, 68, 69, 70
 Jensen, Scott R., 79, 76, 77, 78
 Jessop, Chris, 01, 98, 99, 00
 Johnson, Andre, 97, 95, 96
 Johnson, Daniel K., 60, 57, 58, 59
 Johnson, Danta, 96, 93, 94, 95
 Johnson, Grant T., 93, 90, 91, 92
 Johnson, Greg, 90, 86, 87, 88, 89
 Johnson, James L., 72, 70
 Johnson, Jeffrey D., 89, 86, 87, 88
 Johnson, Jeremy, 95, 91, 92, 93
 Johnson, Mike, 88, 86, 87
 Johnson, Zach, 02, 00, 01
 Jolly, Todd, 04, 02, 03
 Jones (Sampson), Tony, 00, 97, 98, 99
 Jones, Bryan, 07, 04, 05, 06
 Jones, Darius, 13, 09, 10
 Jones, David Lee, 91, 88, 89, 90
 Jones, Elijah (EJ), 87, 84, 85, 86
 Jones, Jason C., 92, 89, 90, 91
 Jones, Joshua, 08, 04
 Jones, Randall T., 86, 83, 85
 Jones, Richard D., 83, 80
 Jones, Ronald E., 61, 60
 Jones, William, Jr., 80, 77
 Jose, Joseph M., 86, 83, 84, 85
 Joseph, Matthew, 02, 00, 01
 Jozwiak, Thomas, 59, 56, 57, 58
 Jurries, Mike, 90, 87, 88, 89

-- K --

Kafka, Tom, 90, 87, 88, 89
 Kaspari, Ralph, 68, 66
 Kasperski, Donald J., 82, 79
 Kaufman, Evan, 13, 10
 Kauth, Zachary, 12, 09, 10
 Kehs, Harry, 12, 10
 Keller, Joey, 07, 04, 06
 Keller, Michael M., 70, 68, 69
 Kelley, Michael, 03, 00
 Kelly, Joseph A., 84, 81
 Kelly, Steven A., 85, 82, 83, 84
 Kelso, James V., 68, 67
 Kemp, Ryan, 09, 06, 07, 08
 Kendall, Thomas R., 69, 66
 Kendrick, Jacobe, 07, 03, 04, 05, 06
 Kenley, Vernon F., 62, 59
 Kenney, Mark L., 77, 74, 75, 76
 Kerr, James A., Jr., 60, 57, 58, 59
 Kershner, John A., 84, 81, 82, 83
 Keuchler, William, 11, 07, 08
 Kilmer, Gary M., 89, 86, 87, 88

Kimes, Tyler, 06, 04, 05
 Kinamon, Chuck, 86, 84, 85
 King, Kelvin, 96, 93, 94, 95
 Kinslow, Anthony D., 82, 79
 Kirby, Michael R., 84, 80, 81, 82, 83
 Kirchoff, Aaron, 09, 06, 07, 08
 Kirkland, Jason, 99, 96, 97, 98
 Kirkwood, Gregory, 06, 04, 05
 Kiszely, Frank W., 61, 60
 Kleckner, Alex, 94, 92, 93
 Kline, Russell B., 78, 75
 Knorr, Brian, 86, 83, 84, 85
 Knutzen, Stacey, 88, 87
 Koepke, Michael J., 80, 77
 Kohl, Bruce F., 63, 60, 61, 62
 Koleas, James W., 70, 67
 Konemann, Andrew, 12, 08, 10
 Kons, Jason, 13, 09, 10
 Kopacka, Ben, 12, 09, 10
 Kosmatka, Timothy J., 89, 87, 88
 Kraay, Robert, 07, 04, 05, 06
 Krause, Kenneth E., 65, 64
 Krause, Robert C., 89, 86, 87, 88
 Kremser, Kurt, 96, 94, 95
 Krogh, Michael, 08, 06, 07
 Kubiak, Jeffrey J., 84, 80, 81, 82, 83
 Kucera, John N., 78, 75, 76, 77
 Kuenzel, John D., 60, 57, 58, 59
 Kuhl, Charles, 92, 89
 Kundert, Corrie J., 75, 72, 73, 74
 Kupersmith, Douglas A., 76, 73, 74, 75
 Kurzdorfer, Joel, 05, 02, 03
 Kusan, Joshua, 13, 10

-- L --

LaBasco, Brian, 03, 00, 01
 LaCoste, James A., 14, 10
 Lamendola, Ken, 11, 07, 08, 09
 Lanagan, Mike, 66, 64
 Landes, William M., 65, 62, 63, 64
 Lane, Philip R., 61, 57, 58, 59, 60
 Lang, James D., 63, 61, 62
 Lange, Thomas L., 76, 73, 74, 75
 Larson, Adam, 04, 01
 Larson, Dean L., 92, 89
 Larson, Derrick R., 88, 85, 86, 87
 Larson, Stephen, 10, 07, 08
 Laster, Jeremy, 00, 97, 98, 99

Lawal, Olawale (Wale), 13, 09
 Lawrie, Stan, 94, 91, 92
 Lawson, David E., 76, 72, 73, 74, 75
 Leary, Donald C., 97, 95, 96
 Lee, James W., 79, 76
 Lehnhardt, Michael, 91, 89, 90
 Leimbach, Glenn R., 70, 68, 69
 Lenhart, Patrick, 94, 92, 93
 Lennon, Raymond L., Jr., 64, 62, 63
 Leslie, Todd, 04, 01
 Letnich, Steve, 90, 87
 Leuthauser, Dennis A., 70, 67, 68, 69
 Lewis, Robert M., 70, 68, 69
 Lewis, Rodney, 91, 87, 88, 89, 90
 Lietzke, Robert, 89, 87, 89
 Lindsay, Brian, 13, 09, 10
 Lington, Peter, 00, 97, 98, 99
 Linnenkohl, William W., 76, 72
 Litz, Elwood E., 68, 65, 66
 Livingston, Donald B., 59, 57
 Lobotzke, Steed, 92, 90, 91
 Logsdon, Travis, 01, 98, 99, 00
 Lombardi, Joseph, 94, 91, 92, 93
 Long, Leslie J., 79, 76
 Longnecker, Charles H., 70, 67, 68, 69
 Lorber, John, 64, 62, 63
 Lorenz, Frederick S., 76, 75
 Loughman, Michael R., 87, 85, 86
 Louthan, Marty, 84, 80, 81, 82, 83
 Love, Bryon K., 92, 90, 91
 Lovelace, Clifton, 91, 89, 90
 Lueckenhoff, Andrew, 03, 00
 Lumpkin, Kyle, 11, 08
 Lusk, Peter, 10, 07, 08, 09
 Lyons, Mark, 90, 87, 88, 89

-- Mc --

McArtor, Trusten A., 64, 61, 62, 63
 McCain, Charles M., 60, 59
 McCarthy, Kip, 08, 05, 06, 07
 McCausland, Charles W., 79, 76, 77, 78
 McCollum, Mack, K., 78, 76, 77
 McCombs, Will, 94, 92, 93
 McConnell, Preston, 95, 93, 94
 McCraney, Matt, 02, 99, 01, 02
 McCray, Brian, 96, 93, 94, 95
 McCray, Cleveland R., 83, 79, 80, 81, 82
 McCulloch, Roberts S., 67, 66

McDonald, Carlton, 93, 89, 90, 91, 92
 McDonough, Robert L., 62, 60, 61
 McDowell, Lance, 90, 87, 88, 89
 McElhannon, Neal B., 85, 81
 McGraw, Warner R., 75, 73, 74
 McKain, Andrew, 09, 06
 McKay, Scotty, 01, 98, 99, 00
 McKiernan, Thomas, 71, 69, 70
 McKinney, Robert L., 70, 69
 McLain, William L., Jr., 59, 56
 McMenomy, Robert, 06, 04, 05
 McMonagle, Donald R., 74, 72
 McNaughton, Robert J., 62, 61
 McNelis, Pat, 90, 87, 88, 89
 McPhee, Duncan, 04, 03
 McWilliams, Harrison, 12, 09, 10

-- M --

Maattala, Cyd L., 71, 68, 69, 70
 MacGhee, David F., Jr., 70, 68, 69
 Machacek, Stephen R., 72, 71
 Machovina, George S., 73, 70, 71, 72
 MacInnis, Christopher, 94, 91, 92, 93
 Maddox, Steve, 04, 02, 03
 Madole, Sean, 94, 92, 93
 Madonna, Donald E., 59, 57
 Madrid, Julian, 08, 04, 05, 06, 07
 Madsen, Keith, 09, 07, 08
 Magee, Claybourne S., II, 67, 65, 66
 Mai, Matt, 02, 00, 01
 Maki, Terry W., Jr., 87, 83, 84, 85, 86
 Malackowski, Patrick C., 86, 83, 84, 85
 Malin, Andy, 01, 98, 99, 00
 Malkovich, Michael S., 80, 77
 Mallory, Grant, 05, 02, 03
 Malm, Daniel S., 82, 78, 79
 Maloy, Jason, 95, 92, 93
 Manley, George S., 84, 81, 82
 Manning, Henry W., 66, 64, 65
 Marietta, Anthony R., 70, 67, 68, 69
 Mark, Michael J., 75, 72, 73, 74
 Marr, Dale A., 80, 77
 Marsh, Mark, 05, 01, 02
 Marsh, Richard, 96, 93, 94, 95
 Marshall, Ben, 11, 08
 Marshall, Robert A., 70, 69
 Martello, James, 00, 97, 98, 99
 Martin, Andrew, 04, 03
 Martin, Curtis J., 71, 68, 69, 70
 Martin, Kevin C., 87, 84, 85, 86
 Martini, Frank, 88, 86, 87
 Marvin, Jared, 09, 06, 07, 08
 Mason, Gerald M., 85, 82
 Mason, Linwood, Jr., 78, 75, 76, 77
 Massie, Steve, 04, 02, 03
 Mastin, Darrell G., 76, 73, 74, 75
 Mastroianni, Alex, 90, 87
 Mateos, Carlos L., 85, 82, 83, 84
 Mathis, Chad, 94, 91, 92, 93
 Mathis, Mario, 90, 87, 88, 89
 Maunz, James, 97, 94, 95, 96
 Maurer, Thomas R., 92, 90, 91
 Maxwell, Victor P., 61, 59, 60
 May, Charles A., Jr., 59, 56, 57
 Mayfield, William K., 72, 70, 71
 Mayo, James R., 61, 58, 59, 60
 Mayo, Paul, 03, 00, 01, 02
 Meagher, Patrick M., 80, 77, 78, 79
 Means, Alex, 13, 09, 10
 Meidinger, Travis, 00, 97, 98, 99
 Meinrod, Sam, 02, 99, 00, 01
 Meissen, Brad, 07, 05, 06
 Melcher, Mark A., 85, 82, 83, 84



*In 2009, ESPN televised its widely-popular pregame show, **Game-day**, from the Air Force Academy. Later that day, Air Force beat Army, 35-7. ESPN **Game-day** has televised live from the Academy three times since 2001.*

Letterwinners

Melzer, Robert, 94, 91, 92, 93
 Merritt, Brent, 90, 87, 89
 Merrix, Ronald V., 83, 79
 Messerall, Alec, 05, 02, 03, 04
 Metters, Tony, 01, 98, 99, 00
 Meyer, Anthony R., 93, 91, 92
 Meyer, Scott, 03, 00, 01, 02
 Miazga, Ronald F., 65, 64
 Mignery, Alex, 01, 98
 Miller, Ben, 02, 99, 00, 01
 Miller, Chris, 14, 10
 Miller, James A., 77, 74, 75, 76
 Miller, James V., 84, 81
 Miller, Kelly D., 81, 77
 Miller, Travis C., 13, 10
 Mills, Nathan B., Jr, 68, 66
 Milodragovich, Chris N., 76, 73, 74, 75
 Mindrup, Frank, 99, 96, 97, 98
 Mitchell, David L., 73, 70, 71
 Mitchell, Erik, 94, 92, 93
 Mitchell, Jay, 59, 56, 57, 58
 Mitchell, Nelson, 06, 03, 04, 05
 Mitchell, Orderia F., 73, 70, 71, 72
 Mitchell, Peter C., 65, 62, 63, 64
 Mitscherling, Russ, 06, 02, 03, 04, 05
 Mittelstadt, Gary, H., 77, 74, 75, 76
 Moffett, Mike, 08, 06, 07
 Mohr, Jeffrey W., 98, 95, 96, 97
 Monahan, James E., Jr, 77, 73, 74, 75
 Monson, Chris, 08, 06, 07
 Moody, Mark K., 93, 90, 91, 92
 Moorberg, Monte L., 61, 59, 60
 Moore, Clyde D., II, 80, 76
 Moore, Dennis D., 83, 80, 82
 Moore, James, 95, 92, 93
 Moore, John L., 61, 59, 60
 Moore, Justin, 10, 08, 09
 Moores, Charles R., 61, 58, 59
 Moorhead, Glen W., III, 69, 68
 Morales, Myles, 10, 08, 09
 Morgan, Beau, 97, 94, 95, 96
 Morgan, Blane, 99, 97, 98
 Morris, Andre, Jr, 11, 07, 08, 09, 10
 Morris, Caleb, 08, 04, 06, 07
 Morris, Grant A., 88, 85, 86
 Morris, James E., 74, 71, 72, 73
 Morris, Richard T., 64, 62, 63
 Morris, Thomas J., 79, 77
 Mott, David R., 92, 90, 91
 Mrozek, Jerry L., 66, 64, 65
 Mueller, Michael J., 68, 65, 66
 Mullins, Dan, 90, 87, 89
 Mulloy, Brian, 97, 95, 96
 Mumme, David L., 69, 67, 68
 Munafa, Marc E., 87, 84, 85, 86
 Murphy, Franklin, 74, 71, 72, 73
 Murphy, Timothy L., 65, 64
 Murray, Ronald W., 65, 62, 63
 Murray, William P., IV, 75, 72, 73, 74
 Myers, Greg, 88, 86, 87

-- N --

Nacrelli, George A., 63, 62
 Nan, David, 09, 06
 Needham, Kenneth E., 62, 60, 61
 Nelson, Corey, 01, 97, 98, 99, 00
 Nelson, Eric G., 80, 79
 Nelson, Robert A., 93, 90, 91, 92
 Nemeth, William C., 67, 64
 Netzinger, Don L., 62, 61
 Neufeld, Blane, 04, 01, 02, 03
 Newby, Matthew, 94, 91, 92, 93
 Newell, Todd, 08, 06, 07, 08

Newman, Dylan, 99, 96, 97, 98
 Newman, Edwin C., 62, 60, 61
 Nicklas, Peter L., 85, 82, 83, 84
 Niklas, Austin J., 13, 10
 Noonan, Mark, W., 80, 76
 Norman, James, 00, 98, 99
 Norman, Tony, 08, 05, 06, 07
 Novak, Dan A., 74, 71

-- O --

O'Connell, Eric M., 81, 79, 80
 O'Day, Ryan, 07, 05
 O'Gorman, Joseph R., 65, 62, 63, 64
 Oberdieck, Donald R., 85, 82, 83, 84
 Ofili, Phil, 12, 08, 09
 Ogilvie, Eugene S., 73, 70, 71, 72
 Oleszczuk, Rick K., 84, 81
 Olin, Jerome C., 73, 72
 Ollis, Jim, 08, 05, 06, 07
 Olsen, Jason, 96, 93
 Olson, Eric, 90, 87, 88, 89
 Olson, Nathan, 02, 98, 02
 Oms, John H., 13, 10
 Ondrejko, John J., 67, 64
 Onuoha, Obasi, 94, 91, 92, 93
 Osborne, Nathaniel, 02, 00, 01
 Ottofy, Glyn M., 73, 70, 71, 72
 Overstreet, Jeff, 04, 00, 01, 02, 03

-- P --

Pacini, Phillip M., 72, 71
 Paffett, Tyler, 08, 05, 07, 08
 Palko, Kevin, 86, 84, 85
 Palko, Kreg A., 88, 86, 87
 Palmer, Joseph, 96, 93, 94, 95
 Palmer, Leotis, 03, 99, 00, 01, 02
 Parisi, Joseph, 94, 91, 92, 93
 Park, Anthony, 04, 01, 02, 03
 Parker, Jimmie, 95, 91, 92
 Parker, Robert S., 71, 69, 70
 Parker, Thomas Gary, 77, 74, 75, 76
 Parks, Charles, 98, 96, 97
 Parma, Wilson H., 63, 61, 62
 Paroda, Matthew, 99, 97, 98
 Parr, Jeffrey, 98, 96, 97
 Pasko, Robert, II, 84, 80
 Pastorello, Joseph, 94, 91, 92, 93
 Patton, David B., 71, 68, 69
 Paulson, Jake, 09, 06, 07, 08
 Pavlich, Sean, 84, 80, 81, 82, 83
 Payne, James M., 89, 86, 87, 88
 Payne, Zachary T., 12, 09, 10
 Pease, Anthony, 71, 69, 70
 Peel, John, 05, 02, 04
 Peeples, Scott, 08, 05, 06, 07
 Pendry, Justin, 02, 99, 00, 01
 Peragine, Robert, 94, 92, 93
 Perez, Gilberto, 07, 04, 05, 06
 Perez, Robert E., 92, 90, 91
 Perlow, Stuart, 07, 04, 05, 06
 Peshehonoff, Ted, 89, 87
 Petersen, Charles E., 84, 80, 81, 82, 83
 Peterson, Thomas L., 75, 72, 73, 74
 Petrzalka, Terrence L., 84, 86, 69
 Pharris, Eric M., 86, 84, 85
 Philippsen, Gregory E., 71, 70
 Phillips, Brian, 99, 97, 98
 Phillips, David, 59, 56, 57, 58
 Picking, Trent A., 87, 85, 86
 Pickett, Daniel, 12, 09, 10
 Pickett, Ivan, 93, 89

Pierce, Roland, 14, 10
 Pipes, Andrew, 09, 06, 07, 08
 Pipes, Stephen C., 98, 95, 96, 97
 Pittman, Kelly M., 86, 83, 84, 85
 Podolny, David, A., 77, 75, 76
 Pointer, Ronald, L., 79, 76, 77, 78
 Poland, Dennis, 06, 03, 04, 05
 Pommer, Matt, 01, 98, 99, 00
 Porisch, Luke, 01, 98, 99, 00
 Potter, Robert G., 76, 73, 74, 75
 Powell, Joe, 90, 87, 88
 Price, William, 91, 88, 89, 90
 Prill, Mark E., 73, 71, 72
 Probert, Dan, 02, 99, 00, 01
 Pruitt, Lewis R., 82, 79
 Pshniak, Gregory J., 86, 82, 83, 84, 85
 Pugh, Joseph, 02, 00, 01
 Pupich, George S., 60, 56, 57, 58, 59
 Pupich, Samuel A., 97, 94, 95, 96
 Puster, John S., 65, 62, 63, 64
 Puz, Craig A., 76, 73, 74, 75

-- Q --

Quaale, Ryan J., 98, 95, 96, 97
 Quinlan, Michael J., 61, 58, 59, 60
 Quinn, Kevin, 07, 05, 06
 Quintana, Sean, 10, 07, 08, 09

-- R --

Rabold, John, 08, 06, 07
 Radtke, Danny L., 66, 65
 Rafferty, Steven G., 85, 82, 83, 84
 Ralston, Frank, 63, 62
 Randle, Austin, 08, 06, 07
 Ranger, Mark D., 97, 94, 95, 96
 Ransom, Samuel, 96, 94, 95
 Rathack, Matthew D., 86, 83, 84
 Ratkewicz, Arthur G., 74, 71, 72, 73
 Rawlins, Michael E., 61, 58, 59, 60
 Rayl, George F., 70, 67, 68, 69
 Rayl, Thomas J., 70, 68, 69
 Reed, Dale N., Jr, 79, 77, 78
 Reeves, Brandon, 09, 06, 07, 08
 Reid, Colton, 12, 09, 10
 Reiley, Michael T., 70, 69
 Reimer, Cliff, 99, 97
 Reinebach, Rob, 01, 98
 Reiner, David Allen, 77, 73, 74, 75, 76
 Remauldo, Mike J., 92, 90
 Rembert, Reggie, 11, 07, 08, 09, 10
 Remsey, James, 93, 90, 91, 92
 Renaud, Robert V., 81, 79, 80
 Rengel, Michael J., 68, 65, 66
 Renner, Michael J., 76, 73, 74, 75
 Renner, Robert L., 80, 77
 Reybitz, Edwin, 67, 64
 Reymann, Chris C., 82, 78, 79, 80, 81
 Rhone, Jamie, 98, 94, 95, 96
 Rhone, Jon, 95, 91
 Ricciardi, Rick, 07, 04
 Rice, Walter H., IV, 92, 90, 91
 Richardson, Carl H., Jr, 68, 65
 Richardson, Charles, Jr, 72, 69, 70, 71
 Riche, Richard J., 76, 74, 75
 Richmond, Philip A., 77, 74, 75, 76
 Rickard, Dominic, 08, 04
 Ricketts, Rick, 11, 07, 08, 09, 10
 Rillos, Matt, 00, 97, 98, 99
 Rino, Anthony, 82, 80, 81, 82
 Ritchie, Richard S., 64, 62, 63
 Ritchie, Rick, 88, 87

Rivers, Kevin, 09, 07, 08
 Rivers, Richard J., Jr, 69, 67, 68
 Roach, Charles D., 68, 65
 Roberson, Anthony J., 89, 86, 87, 88
 Roberts, Michael, 00, 97, 98, 99
 Roberts, Quinton D., 88, 85, 86, 87
 Roberts, Randall, 96, 94, 95
 Robinson, Jaquan, 12, 08
 Roche, Barry, 99, 96, 97
 Rodgush, Chadney, 03, 00
 Rodgers, Charles S., 59, 56, 57, 58
 Rodgers, Michael L., 93, 90, 91, 92
 Rodgers, Sean, 05, 02, 03
 Rodwell, Joseph E., 64, 61, 62, 63
 Root, Mark, 08, 05, 06, 07
 Rosane, Edwin, 59, 56, 57, 58
 Rose, Jerry W., 84, 82, 83
 Rosebush, Russell C., 79, 77, 78
 Roseman, Stephen R., 68, 65, 66, 67
 Rosenbach, Rory, 98, 95, 96
 Ross, Joseph S., 66, 65
 Rotello, Thomas J., 87, 83, 84, 85, 86
 Rountree, Neal, 61, 59
 Rouse, Jason B., 85, 82, 83
 Rouse, Jerry D., 81, 78, 79, 80
 Rouser, Jeffrey A., 84, 81, 82
 Ruby, Tomislav Z., 86, 83, 84, 85
 Rudd, Ned, W., Jr, 81, 79, 80
 Rudzinski, John, 05, 02, 03, 04
 Ruff, Tobin, 98, 94, 95, 96, 97
 Rule, Andrew, 02, 00, 01
 Rumph, Clay F., 81, 78
 Runyon, Kevin, 02, 97, 00, 01
 Russ, Steven, 95, 92, 93, 94
 Ryan, Michael S., 75, 74
 Rybak, Garrett, 08, 05, 06, 07
 Ryll, Dennis L., 69, 66, 68

-- S --

Salat, Frank E., 66, 65
 Salmon, Scott M., 89, 87, 88
 Sanders, Gilbert, 95, 93
 Sanderson, Jason, 99, 95, 96, 97, 98
 Sanderson, John N., 66, 65
 Sanford, Torrance, 95, 91
 Sapp, John C., 96, 95
 Sasser, Zach, 07, 05, 06
 Schaefer, Stefan C., 77, 74
 Schafer, Scott H., 81, 77, 78, 79, 80
 Scheel, Dennis, 94, 90, 91
 Scheel, Thomas T., 94, 91, 92, 93
 Scheltens, Gregory K., 83, 81, 82
 Schieffer, Joseph, 04, 01, 02, 03
 Schlegel, Anthony, 05, 01, 02
 Schlukebier, Tom K., 82, 78, 79, 80, 81
 Schoeck, James A., 74, 72
 Schonsheck, Tyler, 11, 08, 09, 10
 Schoof, Richard J., 62, 61
 Schreck, David, 83, 80, 81, 82
 Schreck, Scott, 81, 80
 Schultz, James H., 68, 65, 66
 Schumacher, Timothy, 98, 96, 97
 Schwartz, John, 04, 02, 03
 Schwarzenbach, Todd, 94, 92
 Schweighardt, Chris, 97, 94, 95, 96
 Schweiss, Erik, 14, 10
 Scott, Alton J., 85, 81, 82, 83, 84
 Scott, Bob, 06, 04, 05
 Scott, David J., 78, 75, 76, 77
 Scott, Earl, 91, 89
 Scott, John P., 85, 85
 Scott, Leon, 84, 80
 Scott, Michael W., 76, 74, 75

Letterwinners

Sears, James F., 64, 61, 62, 63
 Seekins, Ryan, 02, 00
 Senn, Steve, 90, 87, 88, 89
 Sessum, Jared, 00, 97
 Sexton, Donald L., 72, 71
 Shaffer, Daniel, 04, 01, 03, 04
 Shaffer, David, 06, 04, 05
 Shaffer, Steve, 11, 07
 Shannon, Richard H., 71, 68, 69, 70
 Shanor, Aaron, 08, 07
 Sharp, Bradley S., 76, 75
 Shaw, Robert L., 77, 74, 75, 76
 Shea, Kevin, 89, 87
 Shedd, Tyler, 93, 91, 92
 Sherman, Daniel B., 84, 82
 Sholtis, Edward, 93, 92
 Shugg, Charles K., 80, 78, 79
 Shwedo, Bradford J., 87, 85, 86
 Sicks, David F., 64, 61, 62, 63
 Sigler, Steven A., 87, 83, 84, 85, 86
 Simmons, Jody, 85, 82, 83, 84
 Simmons, Timothy E., 72, 71
 Simon, Mark, 87, 84, 85, 86
 Simpson, Carlton S., 63, 60, 61, 62
 Simpson, Vergil, 93, 89, 90, 91, 92
 Singleton, Jemal, 99, 96, 97, 98
 Sinning, Matthew, 93, 91
 Skolnick, Corey, 12, 09
 Skotte, Daniel M., 72, 71
 Slack, David E., 77, 74, 75, 76
 Smagh, Nishawn, 00, 97, 98, 99
 Smith, Andy, 89, 87, 88
 Smith, Chad (James), 08, 04, 05, 06, 07
 Smith, Clifford R., 76, 73, 74, 75
 Smith, Donald R., 83, 78, 80, 82
 Smith, Gerald T., 79, 76, 77, 78
 Smith, Gregor D., 74, 71, 72, 73
 Smith, James A., 71, 68, 69, 70
 Smith, Kenny, 05, 02, 03, 04
 Smith, Larry A., 71, 68
 Smith, Michael J., 87, 84, 85, 86
 Smith, Nathan, 08, 04, 05, 06, 07
 Smith, Ricard K., 84, 79, 80, 81, 82
 Smith, Shea (Robert), 09, 06, 07, 08
 Smith, Shawn D., 84, 79, 80, 82, 83
 Soderberk, Erik, 12, 09, 10
 Sokora, Brandon, 00, 97, 98, 99
 Sotallaro, Mark, 95, 93
 Soulek, James W., 65, 64
 Southam, Wayne, 02, 98, 01
 Southworth, Ryan, 11, 08, 09, 10
 Sowa, John, 66, 65
 Speltz, John G., 85, 80
 Spence, Overton, 06, 02, 03, 04
 Spetman, Randall W., 76, 73, 74, 75
 Spewock, Stephen T., 87, 84, 85, 86
 Spithill, John A., 69, 66
 Spolsky, Iwan (John), 00, 98, 99
 Stahr, Carsten, 06, 04, 05
 Staine-Pyne, Frank, 98, 94, 95, 96, 97
 Stamp, Eric, 90, 87
 Stampfl, John T., 65, 62
 Stanbury, Tom, 84, 81, 82, 83
 Stanton, Billy J., Jr., 73, 70, 71
 Staponski, Rod, 77, 75, 76
 Staponski, Virgil C., 71, 68, 69, 70
 Stark, Ed, 90, 87
 Starkey, Richard N., 68, 65, 66, 67
 Statmiller, Joseph E., 93, 90
 Steed, John E., 88, 85, 86, 87
 Stein, Paul E., 66, 64, 65
 Stephan, Rodney A., 92, 89, 90, 91
 Stephens, Damell, 05, 01, 02, 03, 04
 Stephens, Paul, 67, 64

Stephens, Savier, 11, 07, 08, 09
 Stoll, Patrick J., 87, 84, 85, 86
 Stonehouse, David J., 73, 72
 Stoner, Ronald E., 62, 59
 Strain, Leroy A., 91, 90
 Strecker, Adam, 04, 01, 02, 03
 Strickland, Tony (Dontae), 13, 09, 10
 Strock, Brian, 02, 00, 01
 Strom, Brock T., 59, 56, 57, 58
 Stucker, Pat B., 72, 71
 Sturch, James P., 80, 78, 79
 Suder, Beau, 07, 04, 05, 06
 Suhajda, Joe, 97, 94, 95, 96
 Sullivan, Konda, 83, 79, 80, 81, 82
 Sumrall, Darryl J., 89, 86, 87, 88
 Sundquist, Ted, 84, 80, 81, 82, 83
 Sutton, Chris, 07, 04, 05, 06
 Sutton, Curtis, 94, 91, 92, 93
 Sutton, David A., 86, 83
 Svendsen, Erik, 02, 00
 Swanberg, Kevin G., 79, 76
 Swanson, Richard E., 69, 66, 67, 68
 Swertfager, Thomas A., 73, 72

-- T --

Taibi, John, 05, 03, 04, 05
 Tanner, Craig, 97, 94, 95, 96
 Tavrytzky, Jan A., 86, 83
 Taylor, Nicholas, 04, 01, 02, 03
 Taylor, William, 59, 57
 Teague, John V., 87, 83, 85, 86
 Teague, Roger W., 86, 83
 Tebrink, Kenneth L., 79, 77
 Teigen, Scott, 94, 91, 92, 93
 Tellers, Shawn, 98, 96, 97
 Telliard, Timothy P., 82, 78
 Terrazone, Nathan, 05, 03, 04
 Tew, Jared, 11, 08, 09, 10
 Theken, Terry W., 73, 71, 72
 Thies, Jerome C., 63, 60, 61, 62
 Thiessen, Michael, 01, 98, 99, 00
 Thomas, Adam K., 94, 91
 Thomas, Bernard, 98, 94
 Thomas, Bobby J., 92, 89, 90, 91
 Thomas, Chris, 10, 06, 07, 08, 09
 Thomas, David W., 80, 76, 77
 Thomas, Douglas, 85, 81
 Thomas, Grant, 07, 04, 05, 06
 Thomas, Paul R., 65, 62, 63
 Thomas, Scott A., 86, 82, 83, 84, 85
 Thomas, Shawn, 00, 97, 98, 99
 Thomason, James A., 69, 67
 Thompson, Dallas, 01, 95, 96, 00
 Thompson, George M., 62, 61
 Thompson, Grant (Erik), 03, 01, 02
 Thompson, Matthew, 05, 02
 Thompson, Neal R., 92, 90
 Thompson, Robert G., 75, 72, 73, 74
 Thompson, Victor, 07, 05, 06
 Thomsen, Thomas, 93, 91, 92
 Thomson, Laurence J., 59, 56, 57, 58
 Thorstenson, Craig, 00, 97, 98, 99
 Thurbush, Mark, 98, 96, 97
 Thurston, Douglas, 95, 92, 93
 Tietge, Michael R., 62, 60, 61
 Timm, David L., 83, 82
 Toffel, George J., 62, 61
 Tokish, John T., 91, 87, 88, 89, 90
 Toliver, Michael K., 87, 84, 85, 86
 Tollstam, Larry C., 65, 62, 63, 64
 Tomallo, James, 88, 86
 Tone, Jason, 95, 93
 Torchia, Linden J., 78, 75, 76, 77

Toth, Andrew J., 89, 87, 88
 Townsend, John S., 74, 71
 Townsend, Paul, 00, 98, 99
 Travnick, William R., 79, 76, 77, 78
 Tripple, Trent, 97, 92, 95, 96
 Tubbs, James O., 80, 78, 79
 Tucker, Eric, 94, 92, 93
 Turner, Dennis, 00, 97
 Turner, Dylan, 14, 10
 Turner, Howard, 04, 01, 02, 03
 Turner, Stephen V., 69, 66, 67, 68
 Tyler, Michael, 99, 96, 97, 98
 Tyner, Dustin G., 97, 95, 96

-- U --

Underbakke, Jesse, 04, 02, 03
 Uzell, David, 83, 80, 81, 82

-- V --

VanHulzen, Trent, 90, 87, 88, 89
 VanInwegan, Earl S., 60, 57
 Van maarth, Ryan, 02, 00
 Vargas, John, 96, 93, 94, 95
 Vaughn, Kenneth L., 77, 73, 74
 Vellanti, Christopher G.L., 86, 84, 85
 Vernon, Rodney G., 86, 83, 84, 85
 Vertrees, Richard C., 82, 79
 Vickery, Charles A., Jr., 82, 79
 Vosika, Eugene L., 59, 56

-- W --

Wachenheim, Scott, 84, 80, 81, 82, 83
 Wade, Chris, 01, 98, 99
 Wade, Max, 98, 94
 Waggoner, Mark, 93, 92
 Wagner, Robert K., 61, 59, 60
 Waiwaiole, Jordan, 12, 09, 10
 Walker, Michael, 97, 94, 95, 96
 Walker, Michael D., 88, 85
 Walker, Nathan, 11, 09, 10
 Walker, Steve, 95, 93
 Walker, Terry, 91, 88, 89
 Walker, Thomas T., 61, 59, 60
 Waller, Brett, 04, 02, 03
 Waller, James P., 05, 02, 03, 04
 Waller, Steven D., 73, 71, 72
 Wallerstein, A.J., 12, 08, 09, 10
 Walski, Paul, 91, 89, 90
 Walters, Brooks, 02, 00, 01
 Ward, Matt, 06, 02, 03
 Wargo, Paul G., Jr., 66, 63, 64
 Warrack, Christian A., 60, 59
 Warren, Charlton, 99, 96, 97, 98
 Warzeka, Jonathan, 12, 08, 09, 10
 Washer, Christopher, 82, 78, 79, 80, 81
 Washington, Christopher, 95, 92
 Waszak, Matt, 99, 98
 Waterman, Charles R., Jr., 60, 59
 Watkins, Brian, 95, 91, 92, 93
 Weathers, Jeffrey T., 87, 84, 86
 Weathersby, Ray, 98, 97
 Weaver, Ross, 06, 02, 03, 04, 05
 Webb, Lance C., 74, 71, 72, 73
 Webb, Michael A., 80, 76, 77
 Weber, Mark, 90, 88, 89
 Weeks, Tyler, 09, 07
 Weidmann, James, 78, 74, 75, 76, 77
 Weigand, John R., 84, 81, 82, 83

Weiss, Bart W., 86, 83, 84, 85
 Weist, Chace, 05, 01
 Wells, Charles, 08, 05, 06
 Welsh, John, 03, 01, 02
 West, James D., 68, 66
 Weydert, James C., 72, 70, 71
 Whaley, Harold E., 71, 68, 69, 70
 Whaley, Sanders A., 79, 75
 Whatley, Melvin B., 98, 95
 Whiting, Jackson, 00, 97, 98, 99
 Whitt, Kevin, 12, 10
 Wideman, Hubert G., 59, 57, 58
 Wikstrom, Jon (Wylie), 11, 09, 10
 Wild, Ray E., 76, 72, 73, 74, 75
 Wiley, Alan C., 82, 79, 80, 81
 Wilkerson, Brandon, 96, 94, 95
 Wilkie, Jordan, 05, 02, 03, 04
 Wilton, Peter R., 93, 90, 91, 92
 Williams, Keith, 09, 06, 07, 08
 Williams, Kevin, 95, 91, 92, 93
 Williams, Mark C., 89, 88
 Williams, Paul W., 78, 75, 76, 77
 Williams, Ryan E., 08, 05, 06, 07
 Williams, Ryan K., 80, 77, 78, 79
 Willis, Roy W., Jr., 75, 72, 73, 74
 Wilson, Billy, 01, 98
 Wilson, Dwan E., 86, 82, 83, 84, 85
 Wilson, Jonathan, 06, 02, 03, 04, 05
 Wilson, Lyle E., 62, 61
 Wilson, Russell A., 86, 84, 85
 Wilson, Steven, 90, 87, 88, 89
 Winters, Deacon L., 80, 77
 Wolfe, Richard E., 67, 65
 Wolters, Tod D., 82, 79, 80, 81
 Wood, Joseph L., 92, 89, 90, 91
 Wood, Kenneth S., 77, 74, 75, 76
 Wooding, Jr., Anthony, 14, 10
 Woodring, Erik, 99, 97, 98
 Woods, Darryl, 91, 89, 90
 Woods, Philip H., 61, 60
 Worden, Roy M., 76, 73, 74, 75
 Wosilius, William, 91, 88, 89
 Wright, Adrian, 04, 01, 02, 03
 Wright, Alex, 99, 97
 Wright, Anthony, 12, 08, 09, 10
 Wurglitz, Alfred M., 70, 67, 68, 69
 Wyngaard, Gerald F., 68, 65, 66, 67

-- Y --

Yandell, Saxon, 94, 91, 92, 93
 Yarbrough, Steve, 89, 87, 88
 Yates, Sharon, 92, 89, 90, 91
 Yeager, Louis, 93, 90, 91, 92
 Yeager, Luke, 09, 07, 08
 Young, David T., 92, 89, 90, 91
 Young, Douglas, 91, 88, 89, 90
 Young, Matt, 95, 93
 Young, Terrence J., 75, 73, 74
 Young, Wayne D., 94, 90, 91, 92, 93

-- Z --

Zagzbeski, Kenneth P., 68, 65, 66, 67
 Zaleski, Charles D., 59, 56, 57, 58
 Zanotti, Adam, 07, 04, 05
 Zanotti, Charles (C.J.), 00, 97, 98, 00
 Zdroik, Daniel, 91, 89, 90
 Zeman, Michael, 97, 94, 95, 96
 Zeman, Ryan, 08, 05, 06
 Ziebart, David A., 80, 76, 77, 78, 79
 Ziegler, John J., 86, 83, 84, 85
 Zolniger, Gregory C., 84, 81, 82, 83
 Zyllor, Thomas C., 68, 65, 66, 67

Past Seasons Results

National Rankings

The number prior to the opponent indicates the ranking of that opponent. The number to the right of the opponent in () is Air Force's ranking at the time of the game.

The first number indicated is the United Press ranking, followed by the Associated Press ranking. The United Press ranking was replaced by CNN from 1993-1996, then later by ESPN from 1997 to the present.


1955 (4-4-0)

Coach: Col. Robert V. Whitlow
Co-Captains: Brock Strom & John White+
O.8 Denver Frosh*W 34-18
O.15 Colorado State Frosh (N1) ..W 21-13
O.22 Colorado Frosh (N2)L 0-32
O.29 Kansas FroshL 0-33
N.5 Utah Frosh (N1)L 6-12
N.12 Wyoming Frosh (N2)W 21-13
N.19 at New Mexico FroshW 7-6
N.26 Oklahoma FroshL 12-48
* - 17,785 saw first game at D.U. Stadium in Denver.
N1 - Penrose Stadium, Colorado Springs.
N2 - Pueblo Stadium, Pueblo, Colo.
+ - Game captains were used. Strom and White were named co-captains prior to the final game of the season.
1955 was a non-varsity season (games not counted

L.T. "Buck" Shaw

1956-57

Record
9-8-2 (2 yrs)



in overall record).

1956 (6-2-1)

Coach: L.T. "Buck" Shaw
Co-Captains: Larry Thomson & Charles Zaleski+
S.29 at San Diego U.*W 46-0
O.6 at Colorado CollegeW 53-14
O.13 Western StateW 48-13
O.20 Colorado MinesW 49-6
O.27 Eastern New MexicoW 34-7
N.3 Northern ColoradoW 21-0
N.10 at WhittierT 14-14
N.17 Idaho State (N1)L 7-13
N.24 Brigham YoungL 21-34
* - First varsity game and first Air Force shutout.
N1 - Pueblo Stadium.
+ - Game captains were used. Thomson and Zaleski were named co-captain prior to final game of the season.

1957 (3-6-1)

Coach: L.T. "Buck" Shaw
Co-Captains: Brock Strom & Charles Zaleski+
S.20 at UCLA*L 0-47
S.28 OccidentalW 40-6
O.5 DetroitW 19-12
O.11 at George WashingtonL 0-20
O.26 at TulsaL 7-12
N.2 at WyomingT 7-7
N.9 DenverL 14-26
N.16 at UtahL 0-34
N.23 New MexicoW 31-0
N.30 Colorado StateL 7-20
* - First crowd of over 30,000 to watch Air Force game (33,293). + - Game captains. Strom and Zaleski were named co-captains at the end of the season.

Ben Martin

1958-77

Record
96-103-9
(20 yrs)



1958 (9-0-2)

First Senior Class
Coach: Ben Martin
Captain: Brock Strom
S.26 at DetroitW 37-6
O.4 at 8/8 Iowa*T 13-13
O.11 Colorado StateW 36-6
O.18 at StanfordW 16-0
O.25 Utah (17/14)W 16-14
N.1 at Oklahoma St. (17/13)W 33-29
N.8 at Denver (14/10)W 10-7
N.15 Wyoming (N1) (12/10)W 21-6
N.22 at New Mexico (10/9)W 45-7
N.29 at Colorado (9/8)W 20-14
COTTON BOWL
J1 9/10 TCU (N2) (8/6)T 0-0
* - First crowd of over 45,000 to watch Air Force game (48,325).
N1 - Washburn Field, Colorado Springs.
N2 - Cotton Bowl, Dallas, Texas

1959 (5-4-1)

Coach: Ben Martin
Captain: Howard Bronson
S.26 at WyomingW 20-7
O.3 at Trinity (-/18)W 27-6
O.10 Idaho (19/18)W 21-0
O.17 Oregon (N1) (12/17)L 3-20
O.23 at 17/- UCLAW 20-7
O.31 Army (N2)+ (15/-)T 13-13
N.7 at Missouri (20/18)L 0-13
N.14 Arizona (N3)W 22-15
N.21 New MexicoL 27-28
N.28 at ColoradoL 7-15
+ - First crowd of over 65,000 to watch regular season Air Force game (67,000).
N1 - Portland, Ore.
N2 - Yankee Stadium, New York City.
N3 - Folsom Field, Boulder, Colo.
Air Force was ranked 15th in the preseason national poll

1960 (4-6-0)

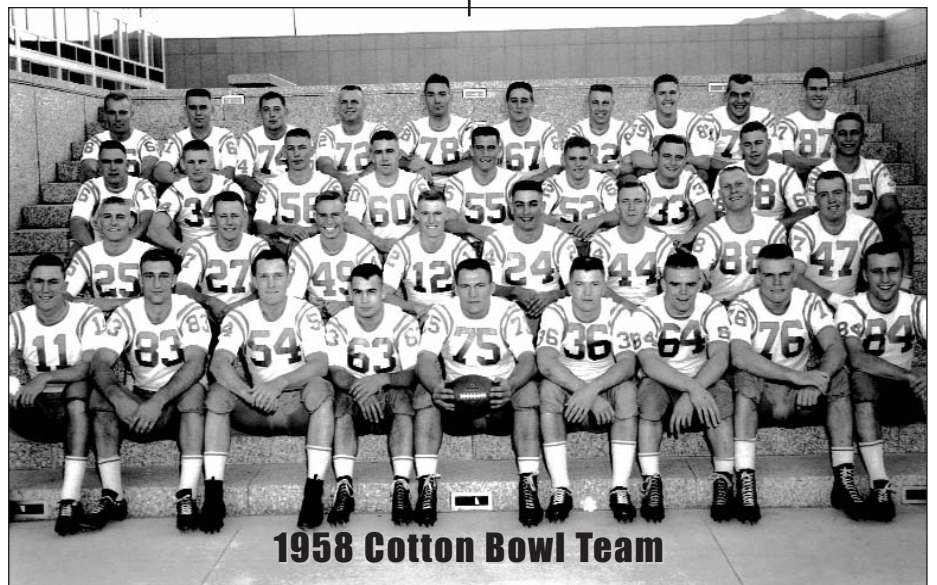
Coach: Ben Martin
Captain: Mike Quinlan+
S.24 Colorado StateW 32-8
O.1 StanfordW 32-9
O.8 8/11 Missouri (17/-)L 8-34
O.15 5/5 Navy (N1)L 3-35
O.22 at WyomingL 0-15
O.29 George WashingtonL 6-20
N.5 DenverW 36-6
N.12 at 14/11 UCLAL 0-22
N.26 at ColoradoW 16-6
D.2 at Miami (Fla.)L 14-23
+ - Game captains were used. Quinlan was named captain at the end of the season.
N1 - Baltimore Memorial Stadium.

1961 (3-7-0)

Coach: Ben Martin
Captain: Bob McDonough+
S.23 UCLA #*L 6-19
S.30 Kansas StateL 12-14
O.7 at SMUL 7-9
O.14 at CincinnatiW 8-6
O.21 MarylandL 0-21
O.28 at New MexicoL 6-21
N.4 Colorado StateW 14-9
N.11 at CaliforniaW 15-14
N.18 at BaylorL 7-31
D.2 6/6 ColoradoL 12-29
+ - Game captains were used. McDonough was named captain at the end of the season.
- First night home Air Force game at Denver Stadium.
* - Largest crowd to watch Air Force home game at Denver Stadium (27,500).

1962 (5-5-0)

First season at Falcon Stadium
Coach: Ben Martin
Captain: Skinner Simpson
S.22 Colorado State*W 34-0
S.29 at -/4 Penn StateL 6-20
O.6 at Southern MethodistW 25-20
O.13 at ArizonaW 20-6
O.20 Oregon+L 20-35
O.27 Miami (Fla.)L 3-21
N.3 WyomingW 35-14
N.10 at UCLAW 17-11
N.17 BaylorL 3-10
N.24 at ColoradoL 10-34
* - First game at Falcon Stadium.
+ - Falcon Stadium dedication.



1958 Cotton Bowl Team

Past Seasons Results

1963 (7-4-0)

Coach: Ben Martin
 Co-Captains: Terry Isaacson & Todd Jagerson
 S.21 -/10 WashingtonW 10-7
 S.28 Colorado State.....W 69-0
 O.5 at SMU.....L 0-10
 O.12 at 10/- NebraskaW 17-13
 O.19 at Maryland.....L 14-21
 O.26 Boston College.....W 34-7
 N.2 Army# (N1)L 10-14
 N.9 UCLA.....W 48-21
 N.16 at New MexicoW 30-8
 D.7+ ColoradoW 17-14
 GATOR BOWL
 D.28 North Carolina (N2).....L 0-35
 + - changed from Nov. 23 because of President Kennedy's death.
 N1 - Soldier Field, Chicago.
 N2 - Gator Bowl, Jacksonville, Fla.
 # - First crowd over 67,000 to watch Air Force regular season game (76,660).

1964 (4-5-1)

Coach: Ben Martin
 Co-Captains: Dick Czarnota & Wendell Harkleroad
 S.19 at Washington.....W 3-2
 S.26 at MichiganL 7-24
 O.3 Colorado State.....W 14-6
 O.10 5/6 Notre DameL 7-34
 O.17 Missouri.....L 7-17
 O.24 at Boston College.....L 7-13
 O.31 Arizona.....W 7-0
 N.7 at UCLA.....W 24-15
 N.14 WyomingT 7-7
 N.21 at ColoradoL 23-28

1965 (3-6-1)

Coach: Ben Martin
 Captain: Paul Stein
 S.18 at WyomingL 14-31
 S.25 -/12 NebraskaL 17-27
 O.2 Stanford.....L 16-17
 O.9 CaliforniaL 7-24
 O.16 Oregon (N1).....T 18-18
 O.23 at Univ. of Pacific.....W 40-0
 O.30 10/- UCLAL 0-10
 N.6 Army (N2)W 14-3
 N.13 at ArizonaW 34-7
 N.20 ColoradoL 6-19
 N1 - Multnomah Stadium, Portland, Ore.
 N2 - Soldier Field, Chicago.

1966 (4-6-0)

Coach: Ben Martin
 Co-Captains: Lloyd Duncan & Scott Jackson
 S.17 WyomingL 0-13
 S.24 at Washington*W 10-0
 O.1 NavyW 15-7
 O.8 Hawai'iW 54-0
 O.15 OregonL 6-17
 O.22 Colorado State.....L 21-41
 O.29 at 3/3 UCLAL 13-38
 N.5 at Stanford.....L 6-21
 N.12 at North Carolina.....W 20-14
 N.19 at ColoradoL 9-10
 * - Air Force's 50th victory.

1967 (2-6-2)

Coach: Ben Martin
 Captain: Neal Starkey
 S.16 at Oklahoma State.....T 0-0
 S.23 at WyomingL 10-37
 S.30 WashingtonL 7-30
 O.7 at CaliforniaL 12-14
 O.14 North Carolina.....W 10-8
 O.21 at Tulane.....W 13-10
 O.28 Colorado State.....T 17-17
 N.4 Army*L 7-10
 N.18 at ArizonaL 10-14
 N.25 ColoradoL 0-33
 * - Record crowd at Falcon Stadium (49,536). First homecoming game.

1968 (7-3-0)

Coach: Ben Martin
 Captain: Dick Swanson
 S.21 -/16 Florida (N1).....L 20-23
 S.28 -/20 WyomingW 10-3
 O.5 at Stanford.....L 13-23
 O.12 Navy (N2).....W 26-20
 O.19 at Colorado State.....W 31-0
 O.26 at Pittsburgh.....W 27-14
 N.2 North Carolina.....W 28-15
 N.9 ArizonaL 10-14
 N.16 TulsaW 28-8
 N.23 at ColoradoW 58-35
 N1 - Tampa Stadium, Tampa, Fla.
 N2 - Soldier Field, Chicago.

1969 (6-4-0)

Coach: Ben Martin
 Co-Captains: Gary Baxter & Ed Epping
 S.13 at Southern Methodist.....W 26-22
 S.20 at -/10 MissouriL 17-19
 S.27 20/- WyomingL 25-27
 O.11 at North Carolina.....W 20-10
 O.18 Oregon*.....W 60-13
 O.25 Colorado State (-/20).....W 28-7
 N.1 at Army (-/19).....W 13-6
 N.8 Utah State (-/19).....W 38-13
 N.15 at 12/13 Stanford (-/20)L 34-47
 N.22 at 9/8 Notre DameL 6-13
 * - "Fog Bowl" game.

1970 (9-3-0)

Coach: Ben Martin
 Co-Captains: Cyd Maattala & Virgil Staponski
 S.12 IdahoW 45-7
 S.19 at WyomingW 41-17
 S.26 Missouri (N1) (-/20)W 37-14
 O.3 Colorado State (10/10).....W 37-22
 O.10 Tulane (7/8).....W 24-3
 O.17 Navy (N2) (6/7).....W 26-3
 O.24 Boston College (6/7)W 35-10
 O.31 at Arizona (7/7).....W 23-20
 N.7 at Oregon (7/9).....L 35-46
 N.14 Stanford (12/13).....W 31-14
 N.21 Colorado (8/10).....L 19-49
 SUGAR BOWL
 J.1 Tennessee (N3) (11/11)L 13-34
 N1 - Busch Stadium, St. Louis.
 N2 - Washington, D.C., Kennedy Stadium.
 N3 - Tulane Stadium, New Orleans
 Air Force finished the season ranked 13/16 in final poll.

1971 (6-4-0)

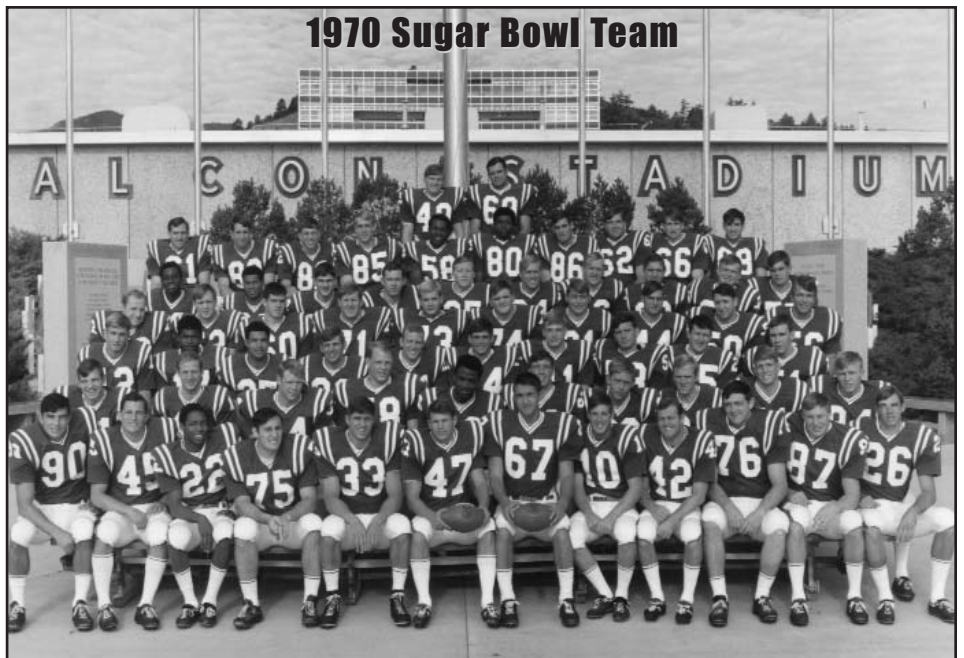
Coach: Ben Martin
 Co-Captains: Brian Bream & John Greenlaw
 S.18 Missouri *W 7-6
 S.25 WyomingW 23-19
 O.2 at 11/9 Penn StateL 14-16
 O.9 SMU.....W 30-0
 O.16 Army.....W 20-7
 O.23 at Colorado State (-/20).....W 17-12
 O.30 at 15/13 Arizona St. (18/18).....L 28-44
 N.6 OregonL 14-23
 N.13 at TulsaW 17-7
 N.20 at 10/10 ColoradoL 17-53
 * - Air Force's 75th victory.

1972 (6-4-0)

Coach: Ben Martin
 Co-Captains: Orderia Mitchell & Gene Ogilvie
 S.16 WyomingW 45-14
 S.23 Pittsburgh.....W 41-13
 S.30 Davidson (17/-)W 68-6
 O.7 at Colorado State (15/19).....W 53-13
 O.14 at Boston College (15/15)W 13-9
 O.21 Navy* (14/16).....L 17-21
 O.28 at 13/16 Arizona State.....W 39-31
 N.4 at Army* (15/19)L 14-17
 N.11 12/12 Notre DameL 7-21
 N.18 15/15 ColoradoL 7-38
 * - First Commander-In-Chief's Trophy Season.

1973 (6-4-0)

Coach: Ben Martin
 Co-Captains: Rich Haynie & Jim Morris
 S.22 OregonW 24-17
 S.29 New MexicoW 10-6
 O.6 7/7 Penn StateL 9-19
 O.13 at 17/17 ColoradoL 17-38
 O.20 at NavyL 6-42
 O.27 DavidsonW 41-19
 N.3 Army.....W 43-10
 N.10 Rutgers.....W 31-14
 N.17 at ArizonaW 27-26
 N.22 at 5/5 Notre DameL 15-48



Past Seasons Results

1974 (2-9-0)


Coach: Ben Martin
 Co-Captains: Larry Fariss & Terry Young
 S.14 IdahoW 37-0
 S.21 at OregonL 23-27
 S.28 at WyomingL 16-20
 O.5 Colorado**L 27-28
 O.12 20/- TulaneL 3-10
 O.19 NavyW 19-16
 O.26 at RutgersL 3-20
 N.2 Brigham YoungL 10-12
 N.9 at ArmyL 16-17
 N.16 ArizonaL 24-27
 N.23 at 4/5 Notre Dame***L 0-38
 ** - Dave Lawson kicked 60-yard field goal.
 *** - Team record of scoring in 72 straight games stops (1968-1974).

1975 (2-8-1)

Coach: Ben Martin
 Co-Captains: Chris Milodragovich & Randy Spetman
 S.13 Arkansas (N1)L 0-35
 S.20 at Iowa State*L 12-17
 S.27 9/10 UCLAT 20-20
 O.4 Navy (N2)L 0-17
 O.11 at Brigham YoungL 14-28
 O.18 15/15 Notre DameL 30-31
 O.25 at Colorado StateL 10-47
 N.1 ArmyW 33-3
 N.8 Tulane (N3)W 13-12
 N.15 13/15 CaliforniaL 14-31
 N.22 WyomingL 10-24
 * - Dedicated new Iowa State Stadium. Lawson kicked 62-yard field goal.
 N1 - Little Rock, Ark.
 N2 - Robert F. Kennedy Stadium, Wash., D.C.
 N3 - Superdome, New Orleans, La.

1976 (4-7-0)

Coach: Ben Martin
 Co-Captains: Mark Kenney & Ken Wood
 S.11 Univ. of Pacific*W 36-3
 S.18 Iowa StateL 6-41
 S.25 at 4/5 UCLAL 7-40
 O.2 Kent State(N1)L 19-24
 O.9 NavyW 13-3
 O.16 Colorado StateL 3-27
 O.23 The CitadelL 7-26
 O.30 at ArmyL 7-24
 N.6 at Arizona St.W 31-30
 N.13 at VanderbiltL 10-34
 N.20 19/- Wyoming (U)W 41-21
 * - Air Force's 100th victory.
 N1 - Municipal Stadium, Cleveland, Ohio.



1977 (2-8-1)

Coach: Ben Martin
 Co-Captains: Jack Kucera & Jim Weidmann
 S.10 at WyomingT 0-0
 S.17 at CaliforniaL 14-24
 S.24 Univ. of PacificW 15-13
 O.1 at Georgia TechL 3-30
 O.8 at NavyL 7-10
 O.15 Arizona StateL 14-37
 O.22 at BaylorL 7-28
 O.29 Boston CollegeL 14-36
 N.5 ArmyL 6-31
 N.12 VanderbiltW 34-28
 N.19 at 6/6 Notre DameL 0-49

Bill Parcels

1978

Record
 3-8 (1 yr)



1978 (3-8-0)

Coach: Bill Parcels
 Co-Captains: Tom Foertsch & Steve Hoog
 S.9 at Texas-El PasoW 34-25
 S.16 at Boston CollegeW 18-7
 S.23 Holy CrossL 18-35
 S.30 at Kansas StateL 21-34
 O.7 NavyL 8-37
 O.14 Colorado StateL 13-31
 O.21 18/20 Notre DameL 15-38
 O.28 Kent StateW 26-10
 N.4 at ArmyL 14-28
 N.11 19/- Georgia TechL 21-42
 N.18 at VanderbiltL 27-41
 + - Game captains were used. Foertsch and Hoog were named co-captains after the final game of the season.

Ken Hatfield

1979-83

Record
 26-32-1 (5 yrs)



1979 (2-9-0)

Coach: Ken Hatfield
 Co-Captains: Ryan Williams & Dave Ziebart+
 S.9 TulsaL 7-24
 S.15 at WisconsinL 0-38
 S.22 IllinoisL 19-27
 S.29 Kansas StateL 6-19
 O.6 at NavyL 9-13
 O.13 9/10 Notre DameL 13-38
 O.20 at Oregon*L 9-17
 O.27 at Colorado StateL 6-20
 N.3 ArmyW 28-7
 N.10 at Georgia TechL 0-21
 N.17 VanderbiltW 30-29
 + - Game captains were used. Ziebart and Williams were named co-captains at the end of the season.
 * - Oregon used ineligible player. Game forfeited to Air Force.

1980 (2-9-1)

Coach: Ken Hatfield
 Co-Captains: Mike Bloomfield & Scott Schafer
 S.6 at Colorado State*L 9-21
 S.13 at 18/19 WashingtonL 7-50
 S.20 San Diego State*L 10-13
 S.27 at IllinoisT 20-20
 O.4 at YaleL 16-17
 O.11 NavyW 21-20
 O.18 at TulaneL 7-28
 N.1 Boston CollegeL 0-23
 N.8 at ArmyL 24-47
 N.15 Wyoming*W 25-7
 N.22 at 2/2 Notre DameL 10-24
 N.29 at Hawai'i*L 12-20
 * - Western Athletic Conference Games. 1980 marks AFA's first year in the WAC.

1981 (4-7-0)

Coach: Ken Hatfield
 Co-Captains: Ed Antoine, Mike France & Johnny Jackson
 S.12 at -/15 Brigham Young *L 21-45
 S.19 Wyoming*L 10-17
 S.26 at New Mexico*L 10-27
 O.3 Colorado State*W 28-14
 O.10 at NavyL 13-30
 O.17 TulaneL 13-31
 O.24 at OregonW 20-10
 O.31 ArmyW 7-3
 N.14 Notre DameL 7-35
 N.21 at UNLVL 21-24
 N.29 San Diego State* (N1)W 21-16
 + - Game captains were used.
 N1 - Game played at Olympic Memorial Stadium, Tokyo, Japan (Mirage Bowl).
 * - Western Athletic Conference Games.

1982 (8-5-0)

Coach: Ken Hatfield
 Co-Captains: All Seniors
 S.4 at TulsaL 17-35
 S.11 San Diego State*W 44-32
 S.18 at Texas TechL 30-31
 S.25 at 20/- Brigham Young *W 39-38
 O.2 New Mexico*L 37-49
 O.9 NavyW 24-21
 O.16 Colorado State*L 11-21
 O.23 at Texas-El Paso*W 35-7
 O.30 Wyoming*W 44-34
 N.6 at ArmyW 27-9
 N.20 16/18 Notre DameW 30-17
 N.27 at Hawai'i*L 21-45
 HALL OF FAME BOWL
 D.31 Vanderbilt***(N1)W 36-28
 N1 - Legion Field, Birmingham, Ala.
 * - Western Athletic Conference Games.
 *** - Air Force's 125th victory.

1983 (10-2-0)

Coach: Ken Hatfield
 Co-Captains: Game Captains
 S.3 at Colorado State*W 34-13
 S.10 Texas TechW 28-13
 S.17 at Wyoming*L 7-14
 S.24 Brigham Young *L 28-46
 O.8 at NavyW 44-17
 O.15 Texas-El Paso*W 37-25
 O.22 Utah*W 33-31
 O.29 ArmyW 41-20
 N.5 Hawai'i*W 45-10
 N.19 at Notre DameW 23-22
 N.26 at San Diego State* (16/17) W 38-7
 INDEPENDENCE BOWL
 D.10 Mississippi(N1) (16/16)W 9-3
 N1 - Game played in Shreveport, La.
 * - Western Athletic Conference Games.
 Air Force ended the season ranked 15/13 in final polls.

Past Seasons Results

Fisher DeBerry

1984-2006
Record
169-109-1
(23 yrs)



1984 (8-4-0)

Coach: Fisher DeBerry
Co-Captains: Game Captains
S.1 San Diego State*W 34-16
S.8 Northern Colorado.....W 75-7
S.15 at Wyoming*L 20-26
S.22 at Utah*L 17-28
S.29 Colorado State*.....W 52-10
O.6 Navy.....W 29-22
O.13 at Notre DameW 21-7
O.20 5/7 Brigham Young*L 25-30
N.3 at ArmyL 12-24
N.10 at New Mexico*W 23-9
N.17 at Texas-El Paso*W 38-12
INDEPENDENCE BOWL
D.15 Virginia Tech(N1)W 23-7
N1 - Game played in Shreveport, La.
* - Western Athletic Conference Games.

1985 (12-1-0)

Coach: Fisher DeBerry
Co-Captains: Game Captains
A.31 Texas-El Paso*W 48-6
S.14 at Wyoming*W 49-7
S.21 RiceW 59-17
S.28 at New Mexico* (18/19)W 49-12
O.5 Notre Dame% (15/17)W 21-15
O.12 at Navy (12/13).....W 24-7
O.19 at Colorado State* (9/10).....W 35-19
O.26 Utah* (6/8).....W 38-15
N.2 San Diego State* (6/7).....W 31-10
N.9 Army (4/5)W 45-7
N.16 at 15/16 BYU* (4/4).....L 21-28
N.23 at Hawai'i (10/13).....W 27-20
BLUEBONNET BOWL
D.31 Texas (N1) (7/10)W 24-16
N1 - Game played in Houston, Texas.
* - Western Athletic Conference Games.
% - Fourth straight victory over Notre Dame.
Air Force ended the season ranked 5/8 in the polls.

1986 (6-5-0)

Coach: Fisher DeBerry
Co-Captains: Game Captains
A.30 Hawai'i* (RTV).....W 24-17
S.6 at Texas-El Paso*W 23-21
S.20 Wyoming* (RTV)L 17-23
S.27 Colorado State* (RTV)W 24-7
O.3 at Utah*W 45-35
O.11 Navy (RTV) (S)W 40-6
O.18 at Notre Dame (RTV)L 3-31
O.25 at San Diego State*W 22-10
N.8 at Army (RTV).....L 11-21
N.22 at RiceL 17-21
D.6 Brigham Young* (NTV)L 3-23
* - Western Athletic Conference Games.

1987 (9-4-0)

Coach: Fisher DeBerry
Co-Captains: Game Captains
S.5 at Wyoming*L 13-27
S.12 Texas ChristianW 21-10
S.19 San Diego State*W 49-7
S.26 at Colorado State*W 27-19
O.3 Utah*W 48-27
O.10 at NavyW 23-13
O.17 13/11 Notre Dame.....L 14-35
O.24 Texas-El Paso*W 35-7
O.31 at Brigham Young*L 13-24
N.7 ArmyW 27-10
N.14 at New Mexico*W 73-26
N.21 at Hawai'i*W 34-31
FREEDOM BOWL
D.30 Arizona State(N1)L 28-33
N1 - Game played in Anaheim, Calif.
* - Western Athletic Conference Games.

1988 (5-7-0)

Coach: Fisher DeBerry
Co-Captains: Game Captains
S.3 at Colorado State*W 29-23
S.11 at San Diego St.*L 36-39
S.17 Northwestern%W 62-27
S.24 19/- Wyoming*L 45-48
O.1 New Mexico*W 63-14
O.8 Navy.....W 34-24
O.15 at Utah*W 56-49
O.22 at 2/2 Notre Dame.....L 13-41
N.5 at ArmyL 15-28
N.12 18/- Brigham Young*L 31-49
N.19 at Texas-El Paso*L 24-31
N.26 at Hawai'i*L 14-19
% - First win over a Big 10 opponent.
* - Western Athletic Conference Games.

1989 (8-4-1)

Coach: Fisher DeBerry
Captains: Dee Dowis, Lance McDowell, Scott Hollister, Randle Gladney, Tom Kafka
S.2 San Diego St.*W 52-36
S.10 Wyoming*#W 45-7
S.16 at Northwestern.....W 48-31
S.23 Texas-El Paso* (19/-)W 43-26
S.30 at Colorado St.* (19/24)W 46-21
O.7 at Navy (15/20).....W 35-7
O.14 1/1 Notre Dame# (14/17) ..L 27-41
O.21 at Texas Christian (17/19) ..L 9-27
N.4 ArmyW 29-3
N.11 at 18/21 Brigham Young*! ..L 35-44
N.25 at Utah*W 42-38

D.9 at Hawai'i*#T 35-35
LIBERTY BOWL
D.28 Mississippi#(N1)L 29-42
- ESPN, ! - CBS, * - Western Athletic Conference Games. N1 - Game played in Memphis, Tenn.

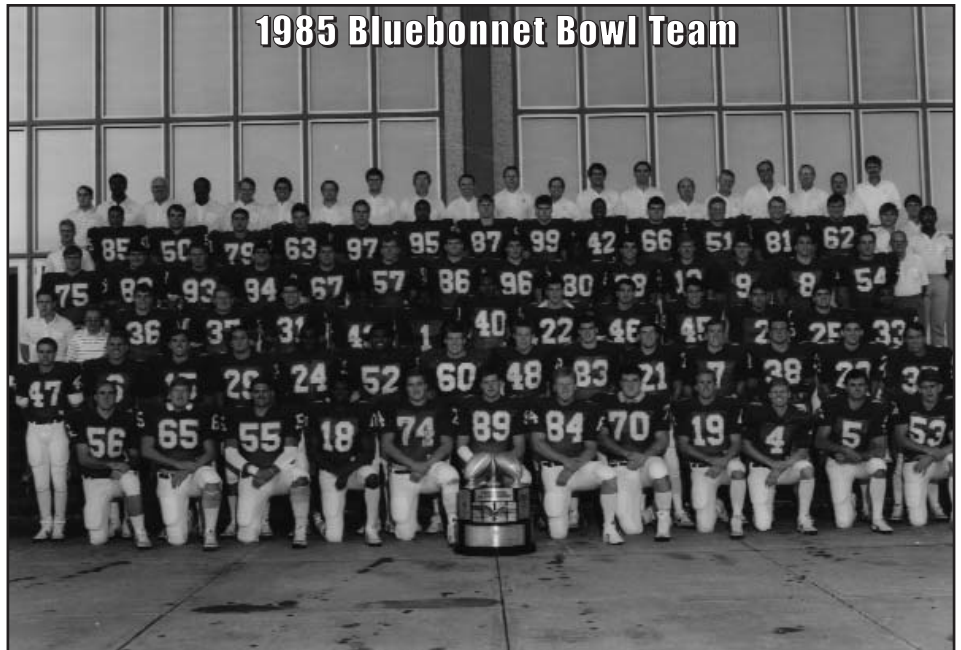
1990 (7-5-0)

Coach: Fisher DeBerry
Captains: Rodney Lewis, Lane Beene, Brian Hill, J.T. Tokish
S.1 Colorado St.*L 33-35
S.8 Hawai'i*W 27-3
S.15 The CitadelW 10-7
S.22 at Wyoming*L 12-24
S.29 at San Diego State*L 18-48
O.6 Navy.....W 24-7
O.13 at 7/8 Notre Dame.....L 27-57
O.27 Utah*W 52-21
N.3 9/10 Brigham Young*L 7-54
N.10 at ArmyW 15-3
N.17 at Texas-El Paso*W 14-13
LIBERTY BOWL
D.27 20/24 Ohio State#(N1)W 23-11
* - Western Athletic Conference Games.
N1 - Game played in Memphis, Tenn.
- ESPN

1991 (10-3-0)

Coach: Fisher DeBerry
Captains: Shanon Yates, Joe Wood, Rob Perez
A.31 Weber State%W 48-31
S.7 at Colorado State*@W 31-26
S.14 at Utah* %W 24-21
S.21 San Diego State* %W 21-20
S.28 at Brigham Young* %L 7-21
O.5 Wyoming*\$W 51-28
O.12 at NavyW 46-6
O.19 5/5 Notre Dame#L 15-28
O.26 Texas-El Paso* %W 20-13
N.2 at New Mexico*L 32-34
N.9 ArmyW 25-0
N.23 at Hawai'i*W 24-20
LIBERTY BOWL
D.29 Mississippi St.+ (N1)W 38-15
% - Blue & White Network.; @ - Prime Sports Network, \$ - ABC, # - ESPN.; + 200th Air Force Victory.
* - Western Athletic Conference Games.
N1 - Game played in Memphis, Tenn.
Air Force was ranked -/25 in the final polls.

1985 Bluebonnet Bowl Team



Past Seasons Results

1992 (7-5-0)

Coach: Fisher DeBerry
 Captains: Carlton McDonald, Chris Baker, Jarvis Baker

S.5 RiceW 30-21
 S.12 Hawai'i*\$L 3-6
 S.19 at Wyoming*W 42-28
 S.25 New Mexico*W 33-32
 O.3 at Texas-El Paso*W 28-22
 O.10 NavyW 18-16
 O.17 Colorado State*%L 28-32
 O.24 at San Diego State*W 20-17
 O.31 Utah*L 13-20
 N.7 at ArmyW 7-3
 N.14 Brigham Young*L 7-28
LIBERTY BOWL
 D.31 19/20 Mississippi # (N1).....L 0-13
 #- ESPN, \$ - Blue & White
 * - Western Athletic Conference game
 % - Prime Sports Network
 N1 - Played in Memphis, Tenn.

1993 (4-8-0)

Coach: Fisher DeBerry
 Captains: Mike Black, Scott Teigen, Wayne Young

S.4 Indiana State#W 63-21
 S.11 at Colorado St.*L 5-8
 S.18 San Diego St.*L 31-38
 S.25 at 17/21 Brigham Young#L 3-30
 O.2 Wyoming**/*L 18-31
 O.9 at NavyL 24-28
 O.16 at Fresno St.*L 20-33
 O.23 The Citadel**W 35-0
 O.30 Texas-El Paso**/*W 31-10
 N.6 Army**W 25-6
 N.13 at Utah*L 24-41
 N.20 at Hawai'i*L 17-45
 # - Prime Sports Network
 * - Western Athletic Conference Games
 % - ABC Regional Telecast, ** - Blue and White Network

1994 (8-4-0)

Coach: Fisher DeBerry
 Captains: All Seniors

S.3 Colorado State*L 21-34
 S.9 21/- Brigham Young*\$L 21-45
 S.17 NorthwesternL 10-14
 S.24 at Texas-El Paso*W 47-7
 O.1 at San Diego State*W 36-35
 O.8 Navy#W 43-21
 O.22 Fresno State*W 42-7
 O.29 at Wyoming*W 34-17
 N.5 at ArmyW 10-6
 N.12 14/12 Utah#W 40-33
 N.19 at Notre Dame%L 30-42
 D.3 at Hawai'i*W 37-24
 * - Western Athletic Conference Games.
 \$ - ABC Regional Telecast
 # - Blue and White Network; % - NBC National Telecast

1995 (8-5-0)

Coach: Fisher DeBerry
 Captains: Game Captains

S.2 Brigham Young*#W 38-12
 S.9 Wyoming*# (25/-)W 34-10
 S.16 Colorado State* (19/21).....L 20-27
 S.23 at Northwestern#L 6-30
 S.30 at New Mexico*W 27-24
 O.7 Texas-El Paso*W 56-43
 O.14 at NavyW 30-20
 O.21 at Utah*L 21-22
 O.28 at Fresno State*W 31-20
 N.11 ArmyW 38-20
 N.18 10/8 Notre Dame#L 14-44
 N.25 at Hawai'i*W 44-14
COPPER BOWL
 D.27 25/- Texas Tech#(N1).....L 41-55
 # - ESPN, * - Western Athletic Conference game
 N1 - Game played in Tucson, Ariz.

1996 (6-5-0)

Coach: Fisher DeBerry
 Captains: Chris Gizzi, Lee Guthrie, Beau Morgan

A.31 San Jose State*W 45-0
 S.7 at UNLV*W 65-17
 S.21 at Wyoming*L 19-22
 S.28 Rice*W 45-17
 O.12 NavyL 17-20
 O.19 at 9/8 Notre Dame% (OT) ...W 20-17
 O.26 Hawai'i*W 34-7
 N.2 Colorado State*&L 41-42
 N.09 at ArmyL 7-23
 N.16 at Fresno State* (OT).....W 44-38
 N.28 at San Diego State* #L 23-28
 % - NBC, & - Prime Sports Rocky Mountain
 # - ESPN; * - Western Athletic Conference game.

1997 (10-3-0)

Coach Fisher DeBerry
 Captains: Chris Gizzi, Jemal Singleton, Jeff Mohr+

A.30 IdahoW 14-10
 S.6 at Rice*W 41-14
 S.13 UNLV*W 25-24
 S.20 at Colorado State*#W 24-0
 S.27 San Diego State*# (OT)W 24-18
 O.4 Citadel (25/-)W 17-3
 O.11 at Navy& (23/23)W 10-7
 O.18 Fresno State* (18/19)L 17-20
 O.25 at San Jose State* (17/18).....L 22-25
 N.1 at Hawai'i* (24/-)W 34-27
 N.8 ArmyW 24-0
 N.15 Wyoming*W 14-3
LAS VEGAS BOWL
 D.20 Oregon(N1)# (21/23)L 13-41
 # - ESPN2, & - Fox Sports Rky Mtn.; + - Game captains were used, these players were selected at the end of the season.; N1 - Game played in Las Vegas, NV

1998 (12-1-0)

Coach: Fisher DeBerry
 Captains: Blane Morgan, Jemal Singleton, Tim Curry, Bryce Fisher+

S.5 Wake Forest#W 42-0
 S.12 at UNLV*W 52-10
 S.17 Colorado State*#W 30-27
 S.26 at TCU* (Nt) (23/23)L 34-35
 O.3 New Mexico*W 56-14
 O.10 Navy&W 49-7
 O.24 at Tulsa*W 42-21
 O.31 SMU*% (23/-)W 31-7
 N.7 at Army^ (21/25)W 35-7
 N.14 at 25/25 Wyoming* (20/23) W 10-3
 N.21 Rice* (17/20)W 22-16
 D.5 Brigham Young*(N1)& (13/17) W 20-13
O'AHU BOWL
 D.25 Washington(N2)# (13/16) ...W 45-25
 # - ESPN, ^ - Blue and White Network, & - Fox Sports Net, & - ABC national. + - Game captains were used, these players were selected at the end of the season; N1 - WAC Championship, played in Las Vegas,
 Air Force ended the season ranked 10/13 in final polls.

1999 (6-5-0)

Coach: Fisher DeBerry
 Captains: Charlie Jackson, Shawn Thomas, Craig Thorstenson, Mike Roberts+

S.4 VillanovaW 37-13
 S.18 at Washington&@W 31-21
 S.25 Wyoming*#m(25/24)L 7-10
 O.2 at San Diego State*\$W 23-22
 O.9 at Navy&W 19-14
 O.16 Utah*\$ (25/-)L 15-21
 O.30 at 15/16 Brigham Young*\$L 20-27
 N.6 ArmyW 28-0
 N.13 UNLV*W 35-16
 N.18 at Colorado State*#L 21-41
 N.27 at New Mexico*\$L 28-33
 # - ESPN, & - Fox Sports Net, & - ABC national;
 ## - ESPN Regional; \$ - ESPN 2
 * - Mountain West Conference game (first season in MWC)

+ - Game captains were used, these players were selected at the end of the season.
 @ - Victory gave AFA the nation's longest active winning streak of 11 games

2000 (9-3-0)

Coach: Fisher DeBerry
 Captains: Nate Beard, Mike Thiessen, Matt Pommer, Ben Miller+

S.2 Cal State Northridge^W 55-6
 S.9 BYU*^W 32-12
 S.23 at Utah*&W 23-14
 S.30 UNLV*&L 13-34
 O.7 Navy^W 27-13
 O.14 at Wyoming*W 51-34
 O.21 New Mexico*^L 23-29
 O.28 at 19/19 Notre Dame%(OT) L 31-34
 N.4 at ArmyW 41-27
 N.11 20/- Colorado State*\$W 44-40
 N.18 San Diego State*##W 45-24
SILICON VALLEY BOWL
 D.31 Fresno State\$W 37-34
 ## - ESPN Regional; \$ - ESPN 2; ^ - SportsWest;
 & - ABC Regional; % - NBC National
 * - Mountain West Conference game
 + - Game captains were used, these players were selected at the end of the season.

2001 (6-6-0)

Coach: Fisher DeBerry
 Captains: Zach Johnson, Keith Boyea, Justin Pendry, Ben Miller+

S.1 3/3 Oklahoma &L 3-44
 S.8 Tennessee TechW 42-0
 S.29 at San Diego State*##W 45-21
 O.6 at NavyW 24-18
 O.13 Wyoming*W 24-13
 O.20 at 13/18 BYU*\$L 33-63
 O.27 at New Mexico*L 33-52
 N.3 ArmyW 34-24
 N.8 at Colorado State*\$L 21-28
 N.17 UNLV*^L 10-34
 N.24 at Hawai'iL 30-52
 D.1 Utah*!W 38-37
 ## - ESPN Regional; \$ - ESPN 2; ^ - SportsWest;
 & - ABC Regional; % - NBC National
 * - Mountain West Conference game
 ! - Game postponed from Sept. 15 due to Sept. 11th tragedy
 + - Game captains were used, these players were selected at the end of the season.

2002 (8-5-0)

Coach: Fisher DeBerry
 Captains: Tom Heier, Leotis Palmer, Bryan Blew, Jeff Overstreet, Trevor Hightower, Anthony Schlegel.

A.31 Northwestern &W 52-3
 S.7 New Mexico* ^ OTW 38-31
 S.21 at /23 CaliforniaW 23-21
 S.28 at Utah*##W 30-26
 O.5 Navy (25/-)W 48-7
 O.12 BYU*\$ (19/21)W 52-9
 O.19 7/7 Notre Dame\$ (15/18)L 14-21
 O.26 at Wyoming* (19/22)L 26-34
 O.31 24/24 Colorado State*#L 12-31
 N.9 at Army ##W 49-30
 N.16 at UNLV*##W 49-32
 N.23 San Diego St.*\$L 34-38
SAN FRANCISCO BOWL
 D.31 19/21 Virginia Tech \$L 13-20
 ## - ESPN Regional; \$ - ESPN 2; ^ - SportsWest;
 & - ABC Regional; % NBC National, # - ESPN
 * - Mountain West Conference game

Past Seasons Results

2003 (7-5-0)

Coach: Fisher DeBerry
 Captains: Chance Harridge, Joe Schieffer, Brett Huyser, Jeff Overstreet, Monty Coleman, Trevor Hightower, John Rudzinski.

- A. 30 WoffordW 49-0
 - S. 6 at NorthwesternW 22-21
 - S. 13 North TexasW 34-21
 - S. 20 Wyoming*^W 35-29
 - S. 27 at BYU*##W 24-10
 - O. 4 at Navy (25/-)L 25-28
 - O. 11 UNLV*##W 24-7
 - O. 16 at Colorado State*\$L 20-30
 - N. 1 Utah*\$ 3OTL 43-45
 - N. 8 ArmyW 31-3
 - N. 15 at New Mexico*L 12-24
 - N. 22 at San Diego State*^L 3-24
- ## - ESPN Regional; \$ - ESPN 2; ^ - SportsWest;
 & - ABC Regional; % - NBC National, # - ESPN
 * - Mountain West Conference game

2004 (5-6-0)

Coach Fisher DeBerry
 Captains: Adam Cole, Dan Shaffer, Ryan Carter, John Rudzinski, Alec Messerall.

- S. 4 15/13 CaliforniaL 14-56
 - S. 11 E. WashingtonW 42-20
 - S. 18 at UNLV*W 27-10
 - S. 25 at 14/15 Utah*##L 35-49
 - S. 30 Navy NTL 21-24
 - O. 9 New Mexico*^W 28-23
 - O. 23 BYU*##L 24-41
 - O. 30 at Wyoming*L 26-43
 - N. 6 at Army@W 31-22
 - N. 13 San Diego State*@L 31-37
 - N. 20 Colorado State*W 47-17
- ## - ESPN Regional; \$ - ESPN 2; ^ - SportsWest;
 & - ABC Regional; % - NBC National, # - ESPN,
 @ - Altitude
 * - Mountain West Conference game



Ben Garland

2005 (4-7-0)

Coach: Fisher DeBerry
 Captains: Jon Wilson, Ross Weaver, Russ Mitscherling.

- S. 3 Washington (N)W 20-17
 - S. 10 San Diego State*W 41-29
 - S. 17 Wyoming*L 28-29
 - S. 22 at Utah*%L 35-38
 - S. 29 at Colorado State (NT)*%L 23-41
 - O. 8 at Navy##L 24-27
 - O. 15 UNLV*W 42-7
 - O. 22 21/21 TCU*\$L 10-48
 - O. 29 at BYU*\$L 41-62
 - N. 5 Army\$\$L 24-27
 - N. 19 at New Mexico*W 42-24
- # - ABC Regional; & - ESPN2; % - ESPN;
 \$ - ESPN Regional; \$\$ - ESPN Classic; @SportsWest;
 ^ - Altitude Sports; ! - Game played in Seattle, Wash.
 (considered AFA home game); ## - CSTV national
 * - Mountain West Conference game

2006 (4-8-0)

Coach: Fisher DeBerry
 Captains: Shaun Carney, Curtis Grantham, Gilberto Perez, Chris Sutton.

- S. 9 at 11/17 TennesseeL 30-31
 - S. 23 at Wyoming*W 31-24
 - S. 30 New Mexico*\$W 24-7
 - O. 7 Navy##L 17-24
 - O. 14 Colorado State*\$W 24-21
 - O. 21 at San Diego St. *\$L 12-19
 - O. 28 BYU*^L 14-33
 - N. 3 at Army&W 43-7
 - N. 11 9/8 Notre Dame##L 17-39
 - N. 18 Utah*\$L 14-17
 - N. 24 at UNLV*\$L 39-42
 - D. 2 at TCU*##L 14-38
- & - ESPN 2; ## - CSTV; \$ - The mtn. sports network;
 ^ - VERSUS; * - Mountain West Conference game

Troy Calhoun

2007-Present

Record
34-18-0
 (4 yrs)



2007 (9-4-0)

- Coach: Troy Calhoun
 Captains: Game Captains
- S. 1 South Carolina State \$W 34-3
 - S. 8 at Utah*\$W 20-12
 - S. 13 TCU*##W 20-17 OT
 - S. 22 at BYU*\$L 6-31
 - S. 29 at Navy ##L 20-31
 - O. 6 UNLV*\$W 31-14
 - O. 13 at Colorado State*\$W 45-21
 - O. 20 Wyoming*\$W 20-12
 - O. 25 at New Mexico*^L 31-34
 - N. 3 Army ##W 30-10
 - N. 10 at Notre Dame%W 41-24
 - N. 17 San Diego State*W 55-23
- ARMED FORCES BOWL
- D. 31 California &L 36-42
- & - ESPN/ESPN2; ## - CSTV; \$ - The mtn. sports network;
 ^ - VERSUS; % - NBC, * - Mountain West Conference game

2008 (8-5-0)

Coach: Troy Calhoun
 Captains: Game Captains

- A. 30 Southern UtahW 41-7
 - S. 6 at Wyoming*##W 23-3
 - S. 13 Houston (N1)W 31-28
 - S. 20 20/20 Utah*^L 23-30
 - O. 4 Navy ^L 27-33
 - O. 11 at San Diego State*\$W 35-10
 - O. 18 at UNLV*\$W 29-28
 - O. 23 New Mexico*##W 23-10
 - N. 1 at Army &W 16-7
 - N. 8 Colorado State*\$W 38-17
 - N. 15 16/18 BYU*##L 24-38
 - N. 22 at 15/17 TCU*^L 10-44
- ARMED FORCES BOWL
- D. 31 Houston &L 28-34
- & - ESPN/ESPN2/ESPN Plus; ## - CBS C; \$ - The mtn. sports network; ^ - VERSUS; % - NBC, * - Mountain West Conference game;

2009 (8-5-0)

Coach: Troy Calhoun
 Captains: Game Captains

- S. 5 Nicholls StateW 72-0
 - S. 12 at Minnesota%L 13-20
 - S. 19 at New Mexico*##W 37-13
 - S. 26 San Diego State*\$W 26-14
 - O. 3 at Navy##L 13-16 OT
 - O. 10 10/9 TCU*##L 17-20
 - O. 17 Wyoming*\$W 10-0
 - O. 24 at 19/20 Utah*^L 16-23 OT
 - O. 31 at Colorado State*\$W 34-16
 - N. 7 Army##W 35-7
 - N. 14 UNLV*\$W 45-17
 - N. 21 at 19/18 BYU*##L 21-38
- ARMED FORCES BOWL
- D. 31 Houston &W 47-20
- & - ESPN/ESPN2/ESPN Plus; ## - CBS C; \$ - The mtn. sports network; ^ - VERSUS; % - Big Ten, * - Mountain West Conference game

2010 (9-4-0)

Coach: Troy Calhoun
 Captains: Game Captains

- S. 4 Northwestern StateW 65-21
 - S. 11 #RV/24BYU*^W 35-14
 - S. 18 at #7/9Oklahoma%L 24-27
 - S. 25 at Wyoming*\$W 20-14
 - O. 2 Navy^W 14-6
 - O. 9 Colorado State (-/25)*\$W 49-27
 - O. 16 at San Diego St. (23/23)*\$L 25-27
 - O. 23 at #4/4TCU*##L 7-38
 - O. 30 #8/7Utah*##L 23-28
 - N. 6 at Army##W 42-22
 - N. 13 New Mexico*\$W 48-23
 - N. 18 at UNLV*##W 35-20
- INDEPENDENCE BOWL
- D. 27 Georgia Tech&W 14-7
- & - ESPN/ESPN2/ESPN Plus; ## - CBS C; \$ - The mtn. sports network; ^ - VERSUS; % - Fox net,
 * - Mountain West Conference game;

Bowl Recaps

1959 COTTON

Jan. 1, Dallas, TX

Score	1	2	3	4	Final
Air Force	0	0	0	0	0
TCU	0	0	0	0	0

Scoring Plays
None

Team Statistics

Category	AFA	TCU
First Downs	13	9
Rush-Pass-Pen	5-6-2	8-1-0
Rushing Yards	140	190
Passing (C-A-I)	12-23-0	3-11-2
Passing Yards	91	37
Punts (#-Avg)	7-38.1	9-38.8
Fumbles-Lost	5-3	8-3
Penalties-Yards	3-15	8-61

Individual Statistics (Leaders Only)

Rushing (Att-Yds): Spikes (TCU) 17-108, Galios (AFA) 13-52

Passing (C-A-I-Yds): Lasater (TCU) 1-1-0-37, Mayo (AFA) 9-19-0-70

Receiving (#-Yds): Meyer (TCU) 1-37, Lane (AFA) 4-27

Attendance: 75,504; Weather: Rain, 48 degrees
MVP Lineman: Dave Phillips
MVP Back: Steve Galios

1963 GATOR

Dec. 28, Jacksonville, FL

Score	1	2	3	4	Final
Air Force	0	0	0	0	0
No. Carolina	6	14	8	7	35

Scoring Plays

UNC - Willard 1 run (Kick failed), 1/2:34
UNC - Edge 6 run (Pass failed), 2/9:40
UNC - Robinson 5 pass from Black (Robinson pass from Black), 2/4:29
UNC - Kessler 1 run (Lacey pass from Edge), 3/4:44
UNC - Black 5 run (Chapman kick), 4/13:19

Team Statistics

Category	AFA	UNC
First Downs	14	23
Rush-Pass-Pen	7-7-0	14-8-1
Rushing Yards	95	251
Passing (C-A-I)	14-36-5	12-21-0
Passing Yards	165	119
Punts (#-Avg)	4-40.0	6-36.0
Fumbles-Lost	3-2	2-0
Penalties-Yards	3-42	3-35

Individual Statistics (Leaders Only)

Rushing (Att-Yds): Willard (UNC) 18-94, Isaacson (AFA) 13-44

Passing (C-A-I-Yds): Black (UNC) 6-6-0-71, Isaacson (AFA) 9-23-0-85

Receiving (#-Yds): Lacey (UNC) 3-35, Puster (AFA) 2-46

Attendance: 50,018, Weather: Party cloudy, 70 degrees, wind SW 4 mph
AFA Game MVP: Dave Sicks

1971 SUGAR BOWL

Jan. 1, New Orleans, LA

Score	1	2	3	4	Final
Air Force	7	0	6	0	13
Tennessee	24	0	7	3	34

Scoring Plays

UT - McLeary 5 run (Hunt kick), 1/12:15
UT - Hunt 30 FG, 1/8:44
UT - McLeary 20 run (Hunt kick), 1/6:07
UT - Theiler 10 pass from Scott (Hunt kick), 1/3:21
AFA - Haas rec. fumble in endzone (Barry kick), 1/1:56
UT - Majors 57 punt return (Hunt kick), 3/13:30
AFA - Bassa 27 pass from Parker (Kick failed), 3/8:22
UT - Hunt 33 FG, 4/9:06

Team Statistics

Category	AFA	Tenn
First Downs	15	24
Rush-Pass-Pen	0-13-2	9-15-0
Rushing Yards	-12	86
Passing (C-A-I)	23-46-4	24-46-2
Passing Yards	239	306
Punts (#-Avg)	8-34.5	5-31.4
Fumbles-Lost	7-4	7-3
Penalties-Yards	0-0	8-74

Individual Statistics (Leaders Only)

Rushing (Att-Yds): Water (UT) 14-57, Bream (AFA) 16-16

Passing (C-A-I-Yds): Scott (UT) 22-40-0-288, Parker (AFA) 23-46-0-239

Receiving (#-Yds): Thompson (UT) 9-125, Bassa (AFA) 10-114

Attendance: 78,685, Weather: Party cloudy, 55 degrees, Wind E 5-15 mph
No AFA MVP

1982 Hall of Fame

Dec. 31, Birmingham, AL

Score	1	2	3	4	Final
Air Force	7	7	3	19	36
Vanderbilt	7	14	7	0	28

Scoring Plays

VU - Jordan 28 pass from Taylor (Anderson kick), 1/11:06
AFA - Louthan 1 run (Pavlich kick), 1/1:16
AFA - Brown 19 run (Pavlich kick), 2/9:04
VU - Roach 15 pass from Taylor (Anderson kick), 2/7:21
VU - Jordan 4 pass from Taylor (Anderson kick), 2/4:46
AFA - Pavlich 21 FG, 3/6:39
VU - Jordan 4 pass from Taylor (Anderson kick), 3/1:12
AFA - Sundquist 3 run (Pass failed), 4/12:45
AFA - Kershner 3 run (Pass failed), 4/10:11
AFA - Louthan 46 run (Pavlich kick), 4/3:38

Team Statistics

Category	AFA	VU
First Downs	23	26
Rush-Pass-Pen	16-6-1	2-20-4
Rushing Yards	315	35
Passing (C-A-I)	11-17-0	38-51-3
Passing Yards	136	452
Punts (#-Avg)	5-36.0	2-32.5
Fumbles-Lost	1-0	2-2

Penalties-Yards 8-75 4-39

Individual Statistics (Leaders Only)

Rushing (Att-Yds): Edwards (VU) 5-21, Kershner (AFA) 32-132

Passing (C-A-I-Yds): Taylor (VU) 38-51-3-452, Louthan (AFA) 11-17-0-136

Receiving (#-Yds): Jordan (VU) 20-173, Greenwood (AFA) 6-77

Attendance: 75,114; Weather: Clear, 50 degrees
Game MVP: Carl Dieudonne

1983 Independence

Dec. 10, Shreveport, LA

Score	1	2	3	4	Final
Air Force	3	3	3	0	9
Mississippi	0	3	0	0	3

Scoring Plays

AFA - Pavlich 44 FG, 1/7:37
AFA - Pavlich 39 FG, 2/7:39
UM - Teevan 39 FG, 2/0:4
AF - Pavlich 27 FG, 3/7:59

Team Statistics

Category	AFA	UM
First Downs	18	11
Rush-Pass-Pen	14-4-0	3-8-0
Rushing Yards	277	106
Passing (C-A-I)	6-7-0	11-27-2
Passing Yards	71	138
Punts (#-Avg)	3-30.3	5-43.6
Fumbles-Lost	3-3	1-0
Penalties-Yards	4-19	4-20


Individual Statistics (Leaders Only)

Rushing (Att-Yds): McGee (UM) 22-111, Brown (AFA) 12-91

Passing (C-A-I-Yds): Powell (UM) 11-27-2-138, Louthan (AFA) 6-7-0-71

Receiving (#-Yds): Moffett (UM) 6-96-0, Kirby (AFA) 3-49-0

Attendance: 41,724
Game Offensive MVP: Marty Louthan



1983 Independence Bowl

Bowl Recaps

1984 Independence

Dec. 15, Shreveport, LA

Score	1	2	3	4	Final
Air Force	3	7	0	13	23
Virginia Tech	7	0	0	0	7

Scoring Plays

AFA - Mateos 35 FG, 1/6:05
 VT - Williams 3 run (Wade kick), 1/1:42
 AFA - Simmons 3 run (Mateos kick), 2/8:50
 AFA - Brown 2 run (Mateos kick), 4/6:00
 AFA - Weiss 13 run (Kick failed), 4/2:08

Team Statistics

Category	AFA	VT
First Downs	15	17
Rush-Pass-Pen	11-2-2	11-5-1
Rushing Yards	221	207
Passing (C-A-I)	6-7-0	11-26-2
Passing Yards	49	102
Punts (#-Avg)	6-42.5	4-40.0
Fumbles-Lost	2-0	2-2
Penalties-Yards	4-30	11-112

Individual Statistics (Leaders Only)

Rushing (Att-Yds): Hunter (VT) 12-75, Weiss (AFA) 23-93
Passing (C-A-I-Yds): Cox (VT) 6-17-1-50, Weiss (AFA) 6-7-0-49
Receiving (#-Yds): Rider (VT) 4-45, Coleman (AFA) 1-16
 Attendance: 41,100; Weather: Seasonal, 74 degrees, Wind 14-18 mph
 Game Offensive MVP: Bart Weiss

1985 Bluebonnet

Dec. 31, Houston, TX

Score	1	2	3	4	Final
Air Force	14	0	7	3	24
Texas	7	0	3	6	16

Scoring Plays

UT - Harris 34 pass from Stafford (Ward kick), 1/11:14
 AFA - Pshnsiak 1 run (Ruby kick), 1/3:37
 AFA - Weiss 1 run (Ruby kick), 1/1:38
 UT - Ward 24 FG, 3/6:19
 AFA - Evans 19 run (Ruby kick), 3/3:35
 UT - Ward 31 FG, 4/14:14
 UT - Ward 28 FG, 4/7:34
 AFA - Ruby 40 FG, 4/4:43

Team Statistics

Category	AFA	UT
First Downs	17	14
Rush-Pass-Pen	9-8-0	10-4-0
Rushing Yards	189	214
Passing (C-A-I)	1-5-0	9-18-2
Passing Yards	5	88
Punts (#-Avg)	11-49.2	6-44.5
Fumbles-Lost	1-0	0-0
Penalties-Yards	6-45	8-67

Individual Statistics (Leaders Only)

Rushing (Att-Yds): Stafford (UT) 6-63, Evans (AFA) 18-129
Passing (C-A-I-Yds): Stafford (UT) 9-18-2-88, Weiss (AFA) 1-5-0-5
Receiving (#-Yds): Harris (UT) 3-65, Pittman (AFA) 1-5
 Attendance: 42,000; Weather: Cloudy, 70
 Game Offensive MVP: Pat Evans

1987 Freedom

Dec. 30, Anaheim, CA

Score	1	2	3	4	Final
Air Force	7	7	0	14	28
Arizona State	0	24	3	6	33

Scoring Plays

AFA - G. Johnson 12 run (Yarbrough kick), 1/5:18
 ASU - Williams 2 run (Zendejas kick), 2/14:57
 ASU - Harris 2 run (Zendejas kick), 2/11:55
 ASU - Zendejas 26 FG, 2/4:17
 AFA - Booker 3 run (Yarbrough kick), 2/3:30
 ASU - Cox 61 pass from Ford (Zendejas kick), 2/2:21
 ASU - Zendejas 20 FG, 3/7:37
 AFA - Senn 10 pass from McDowell (run failed), 4/2:59
 AFA - Senn 18 pass from McDowell (McDowell run), 4/1:10

Team Statistics

Category	AFA	ASU
First Downs	21	22
Rush-Pass-Pen	14-6-1	10-10-2
Rushing Yards	309	187
Passing (C-A-I)	8-16-2	16-30-1
Passing Yards	117	272
Punts (#-Avg)	7-35.0	4-44.5
Fumbles-Lost	2-1	2-2
Penalties-Yards	5-65	10-86

Individual Statistics (Leaders Only)

Rushing (Att-Yds): Harris (ASU) 13-93, Letnich (AFA) 16-90
Passing (C-A-I-Yds): Ford (ASU) 16-30-1-272, McDowell (AFA) 5-7-0-66
Receiving (#-Yds): Cox (ASU) 4-110, Senn (AFA) 3-45
 Attendance: 33,261; Weather: Rain, 48 degrees
 Game Defensive MVP: Chad Hennings

1989 Liberty

Dec. 28, Memphis, TN

Score	1	2	3	4	Final
Air Force	9	0	6	14	29
Mississippi	14	14	7	7	42

Scoring Plays

UM - Hines 23 pass from Darnell (Hogue kick), 1/13:53
 AFA - Wood 37 FG, 1/11:16
 UM - Baldwin 23 run (Hogue kick), 1/9:18
 AFA - Dowis 2 run (Pass failed), 1/3:19
 UM - Baldwin 21 run (Hogue kick), 2/10:20
 UM - Coleman 58 punt return (Hogue kick), 2/1:21
 AFA - Johnson 3 run (Run failed), 3/12:50
 UM - Coleman 11 run (Hogue kick), 3/2:26
 UM - Thigpen 8 pass from Shows (Hogue kick)
 AFA - Senn 35 pass from McDowell (Pass failed), 4/9:02
 AFA - Senn 21 pass from McDowell (Durham run), 4/2:34


Team Statistics

Category	AFA	UM
First Downs	25	30
Rush-Pass-Pen	12-12-1	13-17-0
Rushing Yards	259	225
Passing (C-A-I)	14-24-2	21-37-0
Passing Yards	233	285
Punts (#-Avg)	4-43.3	5-38.2
Fumbles-Lost	3-2	2-2
Penalties-Yards	2-12	7-45

Individual Statistics (Leaders Only)

Rushing (Att-Yds): Baldwin (UM) 15-177, Dowis (AFA) 18-92
Passing (C-A-I-Yds): Darnell (UM) 19-33-0-261, McDowell (AFA) 7-8-0-147
Receiving (#-Yds): Green (UM) 5-72, Senn (AFA) 7-150
 Attendance: 60,128; Weather: Partly Cloudy, 52 degrees, Wind 8-10 mph
 Most Valuable Offensive Player: Dee Dowis
 Most Valuable Defensive Player: Randle Gladney

1987 Freedom Bowl



Bowl Recaps

1990 Liberty

Dec. 27, Memphis, TN

Score	1	2	3	4	Final
Air Force	0	6	7	10	23
Ohio State	5	0	0	6	11

Scoring Plays

OSU - Safety, punter tackled in the endzone, 1/12:57

OSU - Williams 28 FG, 1/6:01

AFA - Perez 1 run (run failed), 2/3:47

AFA - Perez 1 run (Wood kick), 3/8:08

OSU - Smith 29 run (Pass failed), 4/13:21

AFA - Wood 46 FG, 4/2:47

AFA - McDonald 40 interception return (Wood kick), 4/2:31

Team Statistics

Category	AFA	OSU
First Downs	16	14
Rush-Pass-Pen	13-1-2	7-6-1
Rushing Yards	254	80
Passing (C-A-I)	1-3-1	12-31-3
Passing Yards	11	134
Punts (#-Avg)	3-33.0	5-29.0
Fumbles-Lost	3-2	1-0
Penalties-Yards	6-60	6-42

Individual Statistics (Leaders Only)

Rushing (Att-Yds): Smith (OSU) 13-62, Perez (AFA) 26-93

Passing (C-A-I-Yds): Frey (OSU) 10-27-0-110, Perez (AFA) 1-3-0-11

Receiving (#-Yds): Olive (OSU) 4-63, Mott (AFA) 1-11

Attendance: 39,262; Weather: Cloudy, 34 degrees

Game/Offensive MVP: Rob Perez

AFA Defensive MVP: Brian Hill

1991 Liberty

Dec. 29, Memphis, TN

Score	1	2	3	4	Final
Air Force	14	7	3	14	38
Mississippi St.	0	7	0	8	15

Scoring Plays

AFA - Jones 1 run (Wood kick), 1/5:07

AFA - Perez 1 run (Wood kick), 1/2:11

AFA - Yates 35 yard int. return (Wood kick), 2/6:12

MSU - Edwards 4 pass from Robinson (Gardner kick), 2/3:35

AFA - Wood 20 FG, 3/2:31

AFA - Hufford 31 run (Wood kick), 4/14:49

MSU - Davis 7 run (Pass good), 4/7:23

AFA - Simpson fumble rec. in endzone (Wood kick), 4/6:05

Team Statistics

Category	AFA	MSU
First Downs	19	18
Rush-Pass-Pen	18-1-0	13-4-1
Rushing Yards	318	163
Passing (C-A-I)	1-2-1	13-24-1
Passing Yards	10	121
Punts (#-Avg)	4-43.3	4-37.8
Fumbles-Lost	2-0	3-2
Penalties-Yards	4-31	5-35

Individual Statistics (Leaders Only)

Rushing (Att-Yds): Roberts (MSU) 8-66, Perez (AFA) 26-114

Passing (C-A-I-Yds): Robinson (MSU) 6-12-0-49, Perez (AFA) 1-2-1-10

Receiving (#-Yds): Roberts (MSU) 4-28, Wilkie (AFA) 1-10

Attendance: 61,497; Weather: Partly cloudy, 44 degrees, Winds N 10 mph

Game/AFA Offensive MVP: Rob Perez

1992 Liberty

Dec. 31, Memphis, TN

Score	1	2	3	4	Final
Air Force	0	0	0	0	0
Mississippi	7	3	0	3	13

Scoring Plays

UM - Innocent 5 run (Lee kick), 1/2:42

UM - Lee 24 FG, 2/11:11

UM - Lee 29 FG, 4/9:56

Team Statistics

Category	AFA	UM
First Downs	14	13
Rush-Pass-Pen	8-5-1	7-5-1
Rushing Yards	104	168
Passing (C-A-I)	10-17-2	9-19-0
Passing Yards	81	163
Punts (#-Avg)	5-33.0	5-20.2
Fumbles-Lost	2-1	2-1
Penalties-Yards	6-53	7-57

Individual Statistics (Leaders Only)

Rushing (Att-Yards): Innocent (UM) 17-65, Pastorello (AFA) 13-49

Passing (C-A-I-Yds): Shows (UM) 9-19-0-163, Teigen (AFA) 5-8-1-55

Receiving (#-Yds): Courtney (UM) 4-63, Hufford (AFA) 2-18

Attendance: 47,602; Weather: Partly cloudy, 38 degrees, Winds N 10 mph

Game/AFA Offensive MVP: Joe Pastorello

AFA Defensive MVP: Mike Rodgers

1995 Copper

Dec. 27, Tucson, AZ

Score	1	2	3	4	Final
Air Force	7	6	15	13	41
Texas Tech	21	10	7	17	55

Scoring Plays

TT - Mitchell 38 pass from Lethridge (Rogers kick), 1/14:27

AFA - Addison 2 run (Thompson kick), 1/8:20

TT - Hanspard 2 run (Rogers kick), 1/6:19

TT - Hanspard 2 run (Rogers kick), 1/2:23

TT - Lethridge 1 run (Rogers kick), 2/8:25

AFA - D. Johnson 71 run (Thompson kick failed), 2/1:59

TT - Rogers 24 FG, 2/0:3

AFA - Campbell 7 run (Addison run), 3/11:26

AFA - D. Johnson 60 run (Roberts kick), 3/8:00

TT - Hanspard 2 run (Rogers kick), 3/5:06

TT - Lethridge 3 run (Rogers kick), 4/14:51

TT - Rogers 31 FG, 4/11:15

AFA - Morgan 1 run (Roberts kick), 4/7:09

TT - Hanspard 29 run (Rogers kick), 4/4:59
AFA - Addison 7 run (Roberts run failed), 4/3:37

Team Statistics

Category	AFA	TT
First Downs	25	28
Rush-Pass-Pen	17-6-2	15-12-1
Rushing Yards	449	374
Passing (C-A-I)	7-13-0	22-41-1
Passing Yards	83	245
Punts (#-Avg)	3-39.3	3-43.3
Fumbles-Lost	3-1	1-0
Penalties-Yards	5-51	11-90

Individual Leaders (Leaders Only)

Rushing (Att-Yds): Hanspard (TT) 24-260, D. Johnson (AFA) 5-148-2

Passing (C-A-I-Yds): Lethridge (TT) 22-41-1-245, Morgan (AFA) 5-11-0-51

Receiving (#-Yds): Darden (TT) 7-47, Campbell (AFA) 4-43

Attendance: 41,004; Weather: 58 degrees.

Game Defensive MVP: Mickey Dalton

1997 Las Vegas

Dec. 20, Las Vegas, NV

Score	1	2	3	4	Final
Air Force	0	0	13	0	13
Oregon	13	13	8	7	41

Scoring Plays

OR - Johnson 69 pass from Smith (Frankel kick), 1/14:42

OR - McCullough 76 run (Kick failed), 1/12:54

OR - Parker blocked punt rtn (Frankel kick), 2/8:33

OR - Hartley 7 pass from Maas (Smith kick), 2/2:28

AF - Blane Morgan 1 run (Wright kick), 3/8:29

OR - Hartley 21 pass from Maas (Spense Pass), 3/4:55

AF - Fisher 45 fumble rtn (Pass failed), 3/4:43

OR - Johnson 78 pass from Maas (Smith kick), 4/14:50

Team Statistics

Category	AFA	Oregon
First Downs	11	22
Rush-Pass-Pen	6-3-2	11-8-3
Rushing Yards	152	226
Passing (C-A-I)	6-21-1	16-30-1
Passing Yards	59	317
Punts (#-Avg)	10-36.6	6-38.7
Fumbles-Lost	1-1	3-2

Individual Leaders (Leaders Only)

Rushing (Att-Yds): McCullough (OR) 17-150-1, Singleton (AFA) 13-66-0

Passing (C-A-I-Yds): Maas (OR) 9-15-0-188-3, Morgan (AFA) 6-19-1-59-0

Receiving (#-Yds): P. Johnson (OR) 5-169-2, Newman (AFA) 2-29-0.

Attendance: 21,514; Weather: 58 degrees, Winds Variable

AFA Most Valuable Player: Bryce Fisher

Bowl Recaps

1998 O'ahu

Dec. 25, Honolulu, HI

Team	1	2	3	4	Final
Washington	0	13	0	12	25
Air Force	7	15	16	7	45

Scoring

AF - Singleton 11 run (Whiting kick), 1/6:28
 AF - Singleton 2 run (Whiting kick), 2/14:36
 UW - Cleman 3 run (Jarzynka kick), 2/12:44
 AF - McKay 15 run (Morgan run), 2/2:21
 UW - Cleman 1 run (Pass failed), 2/1:15
 AF - Whiting 42 FG, 3/9:02
 AF - Gilliam 4 run (Whiting kick), 3/4:56
 AF - Farmer 79 pass-Morgan (Run failed), 3/0:07
 UW - Tuiasasopo 7 run (Pass failed), 4/12:16
 AF - McKay 30 pass-Morgan (Whiting kick), 4/5:42
 UW - Austin 11 pass-Tuiasasopo (Kick failed), 4/4:09

Team Statistics

Category	AFA	UW
First Downs	26	21
Rush-Pass-Pen	20-6-0	7-13-1
Rushing Yards	232	107
Passing (C-A-I)	12-16-0	28-40-3
Passing Yards	267	310
Punts (#-Avg)	2-45.5	2-40.5
Fumbles-Lost	3-1	3-0

Individual Leaders (Leaders Only)

Rushing (Att-Yds): Hurst (W) 9-66, Morgan (AFA) 20-50
Passing (C-A-I-Yds): Huard (W) 23-32-3-267, Morgan (AFA) 12-16-0-267
Receiving (#-Yds): Looker (W) 8-100, Farmer (AF) 4-109
 Attendance: 46,451; Weather: Clear, 70 degrees
 AFA Most Valuable Player: Blane Morgan

2000 Silicon Valley

Dec. 31, Fresno, CA

Team	1	2	3	4	Final
Fresno St.	7	0	13	14	34
Air Force	19	15	3	0	37

Scoring

AF - Adams 37 FG, 1/11:02
 AF - McKay 29 pass-Thiessen (Adams kick), 1/10:21
 AF - Adams 46 FG, 1/3:06
 AF - McKay 13 pass-Thiessen (Run failed), 1/2:01
 FS - Gaines 73 pass-Carr (Asparuhov kick), 1/2:23
 AF - Thiessen 1 run (Adams kick), 2/13:46
 AF - Thiessen 9 run (Jessop pass-Thiessen), 2/1:06
 FS - Greco 2 pass-Carr (Asparuhov kick), 3/10:34
 AF - Adams 24 FG, 3/5:34
 FS - Burch 8 pass-Carr (Pass failed), 3/1:55
 FS - Berrian 47 pass-Carr (Asparuhov kick), 4/9:58
 FS - Berrian 51 pass-Carr (Asparuhov kick), 4/6:26

Team Statistics

Category	AFA	Fresno St.
First Downs	28	18
Rush-Pass-Pen	14-10-4	3-13-2
Rushing Yards	267	59
Passing (C-A-I)	12-24-0	22-38-1
Passing Yards	204	391
Punts (#-Avg)	3-26.0	5-40.2
Fumbles-Lost	0-0	0-0

Individual Leaders (Leaders Only)

Rushing (Att-Yds): Ward (FS) 5-27, Thiessen (AFA) 18-99
Passing (C-A-I-Yds): Carr (FS) 22-33-1-391, Thiessen (AFA) 12-24-0-201
Receiving (#-Yds): Berrian (FS) 7-162, McKay (AFA) 4-56
 Attendance: 26,542; Weather: Clear, 56 degrees
 Game MVP Offense: Mike Thiessen
 Game MVP Special Teams: Dave Adams



2002 San Francisco

Dec. 31, San Francisco, CA

Team	1	2	3	4	Final
Air Force	10	0	0	3	13
Virginia Tech	7	3	7	3	20

Scoring

AF - Ward 15 run (Ashcroft kick), 1/12:00
 AF - Ashcroft 45 FG, 1/7:36
 VT - Suggs 16 run (Warley kick), 1/2:26
 VT - Warley 23 FG, 2/3:33
 VT - Suggs 1 run (Warley kick), 3/4:55
 AF - Ashcroft 21 FG, 4/9:58
 VT - Warley 37 FG, 4/4:11

Team Statistics

Category	AFA	VT
First Downs	17	21
Rush-Pass-Pen	12-3-2	8-10-3
Rushing Yards	227	101
Passing (C-A-I)	4-19-2	18-23-0
Passing Yards	91	177
Punts (#-Avg)	3-30.7	3-40.0
Fumbles-Lost	1-0	2-1

Individual Leaders (Leaders Only)

Rushing (Att-Yds): Butler (AFA) 17-75, Suggs (VT) 19-70
Passing (C-A-I-Yds): Harridge (AFA) 4-19-2-91, Randall (VT) 18-23-0-177
Receiving (#-Yds): Park (AFA) 1-47-0,

Wilford (VT) 5-50-0

Attendance: 25,966; Weather: Clear, 50 degrees
 Game MVP Defense: Anthony Schlegel

2007 Armed Forces

Dec. 31, Fort Worth, TX

Team	1	2	3	4	Final
California	0	14	14	14	42
Air Force	7	14	6	9	36

Scoring

AF-Carney 1 run (Harrison kick), 1/8:27
 AF-Dekker 7 pass-Carney (Harrison kick), 2/14:10
 AF-Ollis 8 run (Harrison kick), 2/12:08
 C-Jackson 40 pass-Riley (Kay kick), 2/10:31
 C-Hawkins 5 pass-Riley (Kay kick), 2/4:09
 AF-Harrison 29 FG, 3/10:29
 C-Jordan 18 pass-Riley (Kay kick), 3/7:49
 AF-Harrison 19 FG, 3/2:50
 C-Forsett 1 run (Kay kick), 3/1:33
 C-Forsett 21 run (Kay kick), 4/10:59
 AF-Harrison 47 FG, 4/7:25
 C-Riley 1 run (Kay kick), 4/6:13
 AF-Hall 4 run (Hall rush NG), 4/2:23

Team Statistics

Category	Cal	AFA
First Downs	26	24
Rush-Pass-Pen	11-14-1	18-5-1
Rushing Yards	202	312
Passing (C-A-I)	21-27-0	9-20-0
Passing Yards	305	113
Punts (#-Avg)	1-43.0	3-41.7
Fumbles-Lost	2-2	0-0

Individual Leaders (Leaders Only)

Rushing (Att-Yds): Carney (AFA) 15-108-1, Ollis 16-101-1, Forsett (Cal) 23-140
Passing (C-A-I-Yds): Carney (AFA) 5-8-0-68-1, Riley (Cal) 16-19-0-269-3
Receiving (#-Yds): Dekker (AFA) 4-63-1, Jordan (Cal) 6-148-1
 Attendance: 40,905; Weather: Clear, 50 degrees
 AFA/Game MVP: Shaun Carney



Bowl Recaps

2008 Armed Forces

Dec. 31, Fort Worth, TX

Team	1	2	3	4	Final
Houston	17	0	7	10	34
Air Force	7	10	3	8	28

Scoring

UH-Beall 1 run (Mannisto kick), 1/13:27
 AF-Tew 2 run (Harrison kick), 1/11:28
 UH-Keenum 1 run (Mannisto kick), 1/8:10
 UH-Mannisto 22 FG, 1/0:04
 AF-Jefferson 5 run (Harrison kick), 2/9:52
 AF-Harrison 44 FG, 2/2:28
 UH-Keenum 4 run (Mannisto kick), 3/12:28
 AF-Harrison 37 FG, 3/3:51
 UH-Kohn 13 pass Keenum (Mannisto kick), 4/10:58
 AF-Tew 2 run (Jefferson run), 4/6:06
 UH-Mannisto 37 FG, 4/3:24

Team Statistics

Category	UH	AFA
First Downs	20	21
Rush-Pass-Pen	9-10-1	15-6-0
Rushing Yards	175	278
Passing (C-A-I)	22-33-1	8-18-0
Passing Yards	252	109
Punts (#-Avg)	4-44.2	3-43.7
Fumbles-Lost	2-2	2-2

Individual Leaders (Leaders Only)

Rushing (Att-Yds): Tew (AFA) 27-149-2, Beall (UH) 22-135-1 **Passing (C-A-I-Yds):** Jefferson (AFA) 7-14-0-98-0, Keenum (UH) 22-33-1-252-1

Receiving (#-Yds): Armstrong (AFA) 2-60-0, Carrier (UH) 5-49-0

Attendance: 41,127; Weather: Windy, 47 degrees

AFA/Game MVP: Jared Tew

2009 Armed Forces

Dec. 31, Fort Worth, TX

Team	1	2	3	4	Final
Houston	0	6	14	0	20
Air Force	14	10	10	13	47

Scoring

AF- Clark 36 run (Soderberg kick), 1/12:38
 AF- Tew 6 run (Soderberg kick), 1/8:52
 H- Hogan 33 FG, 2/14:51
 AF- Clark 22 run (Soderberg kick), 2/8:55
 H- Hogan 33 FG, 2/1:21
 AF- Soderberg 27 FG, 2/0:00
 H- Carrier 79 KOR (Hogan kick), 3/14:47
 AF- Warzeka 100 KOR (soderberg kick), 3/14:31
 H- Edwards 10 pass Keenum (Hogan kick), 3/12:46
 AF- Soderberg 27 FG, 3/7:27
 AF- Jefferson 1 run (Soderberg kick), 4/14:05
 AF- Tew 71 run (Soderberg kick fail), 4/3:32

Team Statistics

Category	UH	AFA
First Downs	18	27
Rush-Pass-Pen	6-11-1	18-8-1
Rushing Yards	109	402
Passing (C-A-I)	24-41-6	10-14-0
Passing Yards	222	161
Punts (#-Avg)	2-45.5	2-42.5
Fumbles-Lost	0-0	1-1

Individual Leaders (Leaders Only)

Rushing (Att-Yds): Tew (AFA) 26-173-2, Clark (AFA) 17-129-2, Sims (UH) 14-66-0

Passing (C-A-I-Yds): Jefferson (AFA) 10-14-0-161-0, Keenum (UH) 24-41-6-222-1

Receiving (#-Yds): Fogler (AFA) 4-89-0, Sims (UH) 6-57-0

Attendance: 41,414; Weather: Windy, 25 degrees

AFA/Game MVP: Asher Clark

2010 Independence

Dec. 27, Shreveport, LA

Team	1	2	3	4	Final
Air Force	3	3	0	8	14
Georgia Tech	7	0	0	0	7

Scoring

AF: Bell 42 FG, 1/6:32
 GT: Allen 5 run (Blair kick), 1/0:41
 AF: Bell 41 FG, 2/0:00
 AF: Tew 3 run (Warzeka 2 pt conversion run), 4/13:24

Team Statistics

	GT	AF
First Downs (R-P-Pen)	18	17
Rush-Pass-Pen	16-2-0	9-7-1
Rushing Yards	279	170
Passing (C-A-I)	5-14-1	11-23-0
Passing Yards	41	117
Punts (#-Avg)	5-36.2	4-36.8
Fumbles	4-3	0-0

Individual Leaders (Leaders Only)

Rushing (Att-Yds): Tew (AFA) 18-59-1, Washington (GT) 28-131.

Passing (Comp-Att-I-Yds): Jefferson (AFA) 11-23-0-117, Washington (GT) 5-13-1-41.

Receiving (Att-Yds): Demerath 4-48, Halderman 4-36, McKayhan (GT) 1-16-0.

Attendance: 39,362; Weather: Windy 48 degrees.

AFA/Offense MVP: Jared Tew; AFA/Defense MVP:

Rick Ricketts.

Air Force Bowl History Quick Facts

Season	Bowl	Coach	Opponent	Result
1958	Cotton	Ben Martin	TCU	Tied 0-0
1963	Gator	Ben Martin	North Carolina	Lost 0-35
1970	Sugar	Ben Martin	Tennessee	Lost 13-34
1982	Hall of Fame	Ken Hatfield	Vanderbilt	Won 36-28
1983	Independence	Ken Hatfield	Mississippi	Won 9-3
1984	Independence	Fisher DeBerry	Virginia Tech	Won 23-7
1985	Bluebonnet	Fisher DeBerry	Texas	Won 24-16
1987	Freedom	Fisher DeBerry	Arizona State	Lost 28-33
1989	Liberty	Fisher DeBerry	Mississippi	Lost 29-42
1990	Liberty	Fisher DeBerry	Ohio State	Won 23-11
1991	Liberty	Fisher DeBerry	Mississippi State	Won 38-15
1992	Liberty	Fisher DeBerry	Mississippi	Lost 0-13
1995	Copper	Fisher DeBerry	Texas Tech	Lost 41-55
1997	Las Vegas	Fisher DeBerry	Oregon	Lost 13-41
1998	O'ahu	Fisher DeBerry	Washington	Won 45-25
2000	Silicon Valley	Fisher DeBerry	Fresno State	Won 37-34
2002	San Francisco	Fisher DeBerry	Virginia Tech	Lost 13-20
2007	Armed Forces	Troy Calhoun	California	Lost 36-42
2008	Armed Forces	Troy Calhoun	Houston	Lost 28-34
2009	Armed Forces	Troy Calhoun	Houston	Won 47-20
2010	Independence	Troy Calhoun	Georgia Tech	Won 14-7
				Total: 10-10-1

