



RECORDS

**2012 UTAH STATE FOOTBALL
BELIEVE IT.**



TEAM RECORDS

SINGLE-GAME OFFENSE

Rushing

Attempts: 88 vs. Kent State, 1974
Yards: 501 vs. Idaho (64 att.), 1960
Yards Per Attempt: 10.4 vs. Colorado (43 attempts for 446 yards), 1947

Passing

Attempts: 59 vs. UNLV (36 comp.), 1984
Completions: 36 vs. UNLV (59 att.), 1984
Yards: 567 vs. Utah (31 of 45), 1972
Had Intercepted: 6 vs. Arizona State, 1985; Houston, 1981; Nevada, 1996
Touchdowns: 5 on seven occasions; last time vs. Brigham Young, 1993

Total Offense

Attempts: 99 vs. Arkansas State (471 yards), 1995
Yards: 684 vs. Weber State (88 plays), 2001 vs. Nevada (97 plays), 1992
Average Per Attempt: 10.7 vs. Wyoming (44 plays for 471 yards), 1948

Scoring

Points: 136 vs. Idaho State, 1919
Touchdowns: 19 vs. Idaho State, 1919
Extra Points: 19 vs. Idaho State, 1919
Field Goals: 5 vs. San Jose State, 1985

Punt Returns

Punt Returns: 10 vs. Utah, 1946
Return Yards: 205 vs. Bowling Green (4 returns), 1970

Kickoff Returns

Kick Off Returns: 10 vs. Fresno State (188 yards), 2001
Return Yards: 272 vs. Brigham Young (9 returns), 2001

Punting

Punts: 14 vs. Wyoming, 1970; Air Force, 1969
Average (min. 5 punts): 55.3 vs. Texas Christian (6 punts, 332 yards), 1981

First Downs

First Downs: 34 vs. Pacific, 1990; Boise State, 1996
Fewest First Downs: 2 vs. Utah, 1950
Rushing: 24 vs. Kent State, 1974; Colorado State, 1961
Passing: 21 vs. Idaho, 1972
Penalty: 6 vs. San Jose State, 1990; Colorado State, 1979

Penalties

Penalties: 19 vs. New Mexico State, 1972
Yards: 185 vs. San Jose State (16 penalties), 1995

Fumbles

Fumbles Lost: 8 vs. Hawai'i, 1965

SINGLE-SEASON OFFENSE

Rushing

Attempts: 681 (2701 yds.), 1974
Yards: 3675 (623 att.), 2011
Yards Per Attempts: 5.9 (2276 yards in 386 attempts), 1946; (3675 yards in 623 attempts), 2011
Yards Per Game: 312.0 (3120 yards in 10 games), 1960
Touchdowns: 37, 2011

Passing

Attempts: 487 (258 completions), 2002
Attempts Per Game: 42.8 (471 attempts in 11 games), 1993
Completions: 270 (458 attempts), 2001
Completions Per Game: 24.5 (270 att.), 2001
Completion Pct.: .641 (186-290), 2011
Yards: 3493 (233-422), 1996
Yards Per Game: 317.5 (3493 in 11 games), 1996
Touchdowns: 55, 1961
Fewest Interceptions Thrown: 4, 2009

Total Offense

Attempts: 913 (5945 yards), 2011
Attempts Per Game: 79.9 (879 plays in 11 games), 1993
Yards: 5945 (913 plays), 2011
Yards Per Game: 468.5 (5154 yards in 11 games), 1996
Yards Per Attempt: 6.5 (5945 total yards in 913 plays), 2011

Scoring

Points: 437, 2011
Points Per Game: 38.7 (387 points in 10 games), 1961
Touchdowns: 60, 2011
Touchdowns Per Game: 5.5 (55 in 10 games), 1961
Extra Points: 57, 2011
Field Goals: 24, 1998

Punt Returns

Returns: 44 (366 yards), 1998
Return Yards: 550 (33 returns), 1961
Return Yards Per Game: 55.0 (550 in 10 games), 1961
Return Yards Per Attempt: 18.3, 2007
Returns For Touchdown: 3, several times (most recent, 1970)

Kickoff Returns

Returns: 68 (1742 yards), 2007
Return Yards: 1742 (68 returns), 2007
Return Yards Per Game: 145.2 (1742 yards in 12 games), 2007
Return Yards Per Attempt: 25.6 (1742 on 68 returns), 2007
Returns For Touchdowns: 3, 2007

Punting

Punts: 88, 1969
Fewest Punts: 23, 1960
Punting Average: 44.1 (57 punts for 2513 yards), 1997

First Downs

First Downs: 273, 1996; 2011
First Downs per Game: 24.8 (273 in 11 games), 1996
Rushing: 163, 2011
Passing: 146, 1972
Penalty: 35, 1997

Penalties

Penalties: 116, 1995
Yards: 1131, 1995

Fumbles

Most Lost: 29, 1965
Fewest Lost: 5, 1987

SINGLE-GAME DEFENSE

Rushing Defense

Fewest Attempts Allowed: 15 by Hawai'i, 1966
Fewest Yards Allowed: -60 by Idaho, 1961
Fewest Yards Allowed Per Attempt: -1.9 by Idaho (-60 yards in 32 att.), 1961

Pass Defense

Fewest Attempts Allowed: 3 by Wyoming, 1955; Colorado State, 1949
Fewest Completions Allowed: 0 by Montana, 1954; New Mexico, 1954; Colorado State, 1949
Fewest Yards Allowed: 0 by Montana, 1954; New Mexico, 1954; Colorado State, 1949

Total Defense

Fewest Total Offense Attempts Allowed: 40 by Pacific, 1960; Idaho State, 1946
Fewest Total Offense Yards Allowed: -23 by Idaho, 1961
Fewest Average Offensive Yards Allowed Per Attempt: -0.5 by Idaho (-23 yards in 42 plays), 1961

Interceptions

Interceptions: 7 by Idaho (69 yards), 1971; Idaho (80 yards), 1969; Pacific (189 yards), 1966
Interception Return Yards: 189 vs. Pacific (7 interceptions), 1966

First Downs

Fewest First Downs Allowed: 2 by Idaho, 1961; New Mexico, 1953

Fumbles

Most Fumbles Recovered: 7 by New Mexico, 1961

SINGLE-SEASON DEFENSE

Rushing Defense

Fewest Attempts Allowed Per Game: 32.5 (325 att. in 10 games), 1961
Fewest Yards Allowed: 508, 1961
Fewest Yards Allowed Per Game: 50.8 (508 Yards in 10 games), 1961
Fewest Yards Per Attempt: 1.6 (508 yards in 325 attempts), 1961

Pass Defense

Fewest Attempts Allowed: 71, 1940
Fewest Completions Allowed: 24, 1940
Lowest Completion Percentage Allowed: .330 (29 of 88), 1946
Fewest Yards Allowed: 272, 1940
Fewest Yards Allowed Per Game: 38.8, 1940
Fewest Touchdown Passes Allowed: 0, 1946

Total Defense

Fewest Total Offense Attempts Allowed Per Game: 50.6, 1946
Fewest Total Offense Yards Allowed: 1358, 1940
Fewest Total Offense Yards Allowed Per Game: 139.4, 1961
Fewest Total Offense Yards Allowed Per Attempt: 2.7, 1961

Interceptions

Interceptions: 30 (293 yards), 1971
Return Yards: 423, 1948
Yards Per Return: 16.9 (25 returns for 423 yards), 1948
Returns For Touchdowns: 3, 1961; 1991

Punting

Most Opponent Punts: 79, 1969, 1940
Most Punts Blocked: 7, 1939

First Downs

Fewest First Downs Allowed: 66, 1940

Quick Facts

Season Preview

The Aggies

Coaching Staff

Opponents

Season Review

RECORDS

University

WAC

INDIVIDUAL RECORDS

RUSHING

Rushing Attempts

Game: 45, Louie Giammona (212 yards) vs. Kent State, 1974
 Season: 329, Louie Giammona (1534 yards), 1974
 Career: 792, Demario Brown (4053 yards), 1996-99 and Abu Wilson (3933 yards), 1992, 1994-96

Rushing Yards

Game: 322, Emmett White (34 att.) vs. New Mexico State, 2000
 Season: 1536, Demario Brown (279 att.), 1999
 Career: 4053, Demario Brown (792 att.), 1996-99

Rushing Yards Per Game

Season: 153.4, Louie Giammona (1534 yards in 10 games), 1974
 Career: 116.6, Louie Giammona (3499 yards in 30 games), 1973-75

Rushing Yards Per Attempt

Game (min. 10 attempts): 20.5, Evan Sorenson (225 yards in 11 attempts) vs. Colorado, 1947
 Season (min. 100 attempts): 8.4 Tom Larscheid (1044 yards in 124 att.), 1960
 Career (min. 150 attempts): 7.1, Michael Smith (1313 yards in 184 att.), 2009-11

100-Yard Rushing Games

Season: 8, Demario Brown, 1999, Abu Wilson, 1995, Louie Giammona, 1975, Louie Giammona, 1974
 Career: 21, Demario Brown, 1996-99

Consecutive 100-Yard Rushing Games

Season: 7, Louie Giammona, 1974
 Career: 10, Louie Giammona, 1974-75 (last seven games in 1974 and first three in 1975)

200-Yard Rushing Games

Season: 3, Demario Brown, 1999, Louie Giammona, 1974
 Career: 4, Emmett White, 1998-2001, Demario Brown, 1996-99, Louie Giammona, 1973-75



Louie Giammona (#43) had seven consecutive 100-yard rushing games in 1974 and still holds the school record for rushing yards per game.

Rushing Yards by a Freshman

Game: 166, Demario Brown (21 attempts) vs. Boise State, 1996
 Season: 795, Abu Wilson (164 att.), 1992

Rushing Yards by a Quarterback

Game: 121, Tony Adams (12 attempts) vs. Colorado State, 1972
 Season: 632, Diondre Borel (179 att.), 2008
 Career: 1,398, Diondre Borel (499 att.), 2007-10

Rushing Touchdowns

Game: 5, Jack Hill vs. Drake, 1956
 Season: 16, Abu Wilson, 1996
 Career: 40, Abu Wilson, 1992, 1994-96

PASSING

Pass Attempts

Game: 57, Anthony Calvillo (31 comp.) vs. Brigham Young, 1993, Gym Kimball (34 comp.) vs. UNLV, 1984
 Season: 469, Anthony Calvillo (247 comp.), 1993
 Career: 1270, Jose Fuentes (704 comp.), 1999-2002

Pass Attempts Per Game

Season: 42.6, Anthony Calvillo (469 att. in 11 games), 1993
 Career: 39.7, Brent Snyder (874 att. in 22 games), 1987-88

Pass Completions

Game: 34, Gym Kimball (57 att.) vs. Nevada-Las Vegas, 1984
 Season: 260, Jose Fuentes (437 att.), 2001
 Career: 704, Jose Fuentes (1270 att.), 1999-2002

Pass Completions Per Game

Season: 23.6, Jose Fuentes (260 comp.), 2001
 Career: 21.5, Brent Snyder (472 comp. in 22 games), 1987-88

Consecutive Pass Completions

Game: 17, Brent Snyder vs. San Jose State, 1987

Completion Percentage

Game (min. 10 completions): .875, Riley Nelson (21-24) vs. SJSU, 2006
 Season: **.691, Adam Kennedy (76 of 110), 2011**
 Career (min. 400 completions): .573, Travis Cox (423-738), 2001-04

Highest Passing Efficiency Rating

Season (min. 50 completions): **169.04, Adam Kennedy (76 of 11) for 972 yards, 11 TDs, 4 INTs, 2011**
 Career (min. 100 completions): 133.4, Keith Myers (153 of 252 for 1957 yards, 13 TDs, 12 INTs), 1976-77

Lowest Interception Percentage

Season (min. 100 attempts): .011, Diondre Borel (4 of 366 attempts), 2009
 Career (min. 200 attempts): .023, Anthony Calvillo (19 of 829 attempts), 1992-93

Pass Attempts Without Interception

Game: 57, Anthony Calvillo vs. Brigham Young, 1993

Consecutive Pass Attempts Without Interception

Season: 228, Diondre Borel, 2009

Passing Yards

Game: 561, Tony Adams (30 of 43) vs. Utah, 1972
 Season: 3268, Jose Fuentes (246-454), 2002
 Career: 9168, Jose Fuentes (704-1270), 1999-2002

Passing Yards Per Game

Season: 297.1, Jose Fuentes (3268 yards in 11 games)
 Career: 277.5, Brent Snyder (6105 yards in 22 games), 1987-88

200-Yard Passing Games

Season: 11, Jose Fuentes, 2001
 Career: 28, Jose Fuentes, 1999-2002

300-Yard Passing Games

Season: 6, Anthony Calvillo, 1993
 Career: 10, Jose Fuentes, 1999-2002, Brent Snyder, 1987-88

Consecutive 300-Yard Passing Games

Season: 4, Brent Snyder, 1987

400-Yard Passing Games

Season: 2, Jose Fuentes, 2000 and Tony Adams, 1972
 Career: 4, Jose Fuentes, 1999-2002

Passing Yards Per Attempt

Game (min. 20 attempts): 14.1, Brent Snyder (339 yards in 24 att.) vs. New Mexico State, 1988
 Season (min. 100 attempts): 9.1, Craig Bradshaw (1021 yards in 112 att.), 1979
 Career (min. 200 attempts): 7.5, Bill Munson (2258 yards in 301 att.), 1961-63

Passing Yards Per Completion

Game (min. 10 completions): 19.9, Brent Snyder (339 yards in 17 comp.) vs. New Mexico State, 1988
 Season (min. 50 completions): 16.8, John Pappas (1647 yards in 98 comp.), 1968
 Career (min. 100 completions): 17.1, John Caputo (2071 yards in 121 comp.), 1946-49



Anthony Calvillo (#13) had six 300-yard passing games during the 1993 season and still holds the school record for touchdown passes in a game with five, a feat he accomplished twice.

Quick Facts

Season Preview

The Aggies

Coaching Staff

Opponents

Season Review

RECORDS

University

MAC

INDIVIDUAL RECORDS

Touchdown Passes

Game: 5, **Chuckie Keeton**, vs. Wyoming, 2011, Anthony Calvillo vs. Brigham Young, 1993, Anthony Calvillo vs. Nevada, 1992, Brent Snyder vs. Utah, 1987, Tony Adams vs. Utah, 1972, Tony Adams vs. Idaho, 1972
 Season: 24, Jose Fuentes, 2001
 Career: 60, Jose Fuentes, 1999-2002

Touchdown Passes Per Game

Season: 2.2, Jose Fuentes (24 TDs), 2001
 Career: 1.8, Brent Snyder (39 TDs in 22 games), 1987-88

RECEIVING

Pass Receptions

Game: 15, Tom Forzani (193 yards) vs. Idaho, 1972
 Season: 100, Kevin Curtis (1531 yards), 2001
 Career: 174, Kevin Curtis (2789 yards), 2001-02



Tom Forzani (#26) set Utah State's single-game record for receptions with 15 against Idaho during the 1972 season.

Pass Receptions by a Tight End

Game: 12, Aubrey Thompson (122 yards) vs. Brigham Young, 1993
 Season: 62, Chris Cooley (732 yards), 2003
 Career: 96, Chris Cooley (1255 yards), 2000-03

Pass Receptions Per Game

Season: 9.1, Kevin Curtis (100 receptions), 2001
 Career: 7.9, Kevin Curtis (174 receptions in 22 games), 2001-02

Pass Reception Yards

Game: 297, Aaron Jones (10 receptions) vs. Boise State, 2000
 Season: 1531, Kevin Curtis (100 receptions), 2001
 Career: 2943, Kendal Smith (169 receptions), 1985-88

Pass Reception Yards Per Game

Season: 139.2, Kevin Curtis (1531 yards), 2001
 Career: 126.8, Kevin Curtis (2789 yards in 22 games), 2001-02

Yards Per Reception

Game (min. 5 receptions): 31.4, Kevin Alexander (5 catches for 157 yards) vs. UNLV, 1994
 Season (min. 10 receptions): 29.4, Greg Daly (14 catches for 412 yards), 1975
 Career (min. 50 receptions): 18.7, Cotie McMahon (55 catches for 1031 yards), 1992-93

Touchdown Receptions

Game: 4, Ken Thompson vs. Utah, 1979
 Season: 14, Tracey Jenkins, 1990
 Career: 25, Kendal Smith, 1985-88

TOTAL OFFENSE

Total Offensive Plays

Game: 72, Anthony Calvillo (537 total yards) vs. Brigham Young, 1993
 Season: 558, Anthony Calvillo (3260 total yards), 1993
 Career: 1415, Jose Fuentes (8791 total yards), 1999-2002

Total Offense Yards

Game: 537, Anthony Calvillo (72 plays) vs. Brigham Young, 1993
 Season: 3,343, Diondre Borel, 2009
 Career: 8,791, Jose Fuentes (1415 plays), 1999-2002

Total Offense Yards Per Game

Season: 296.4, Anthony Calvillo (3260 total yards in 11 games), 1993
 Career: 265.4, Anthony Calvillo (5838 total yards in 22 games), 1992-93

200-Yard Total Offense Games

Season: 11, Jose Fuentes, 2001
 Career: 26, Jose Fuentes, 1999-2002

Points Responsible (scored and passed for)

Game: 42, Anthony Calvillo (2 rushing TDs, passed for 5 TDs) vs. Brigham Young, 1993
 Season: 150, Tony Adams (3 rushing TDs, passed for 22 TDs), 1972
 Career: 390, Tony Adams (scored 78 points, passed for 52 TDs), 1970-72

Points Responsible For Per Game

Season: 13.6, Tony Adams (150 points in 11 games), 1972
 Career: 12.2, Tony Adams (390 points in 32 games), 1970-72

SCORING

Points

Game: 33, Jack Hill (5 rushing TDs, 3 PATs) vs. Drake, 1956
 Season: 138, Robert Turbin (23 TDs), 2011
 Career: 308, Robert Turbin (51 TDs, 1 2PT PAT), 2007-09, 11

Points Scored by a Kicker

Game: 18, Brad Bohn vs. New Mexico, 1998 (5 FG, 3 PATs)
 Season: 90, Nathan Morreale (19 FGs, 33 PATs), 1993
 Career: 284, Brad Bohn (59 FGs, 107 PATs), 1997-2000

Points Per Game

Season: 10.5, Jack Hill (105 points in 10 games), 1956
 Career: 8.3, Tom Larscheid (248 points in 30 games), 1959-61

Touchdowns

Game: 5, Jack Hill vs. Drake, 1956; Robert Turbin, 2009
 Season: 23, Robert Turbin, 2011
 Career: 51, Robert Turbin, 2007-09, 11

FIELD GOALS

Field Goals Made

Game: 5, Brad Bohn (5 att.) vs. New Mexico, 1998, Brad Bohn (5 att.) vs. North Texas, 1998, Dene Garner (5 att.) vs. San Jose St., 1985
 Season: 24, Brad Bohn (28 att.), 1998
 Career: 59, Brad Bohn (89 attempts), 1997-2000

Field Goals Attempted

Game: 5, Brad Bohn (5 made) vs. New Mexico, 1998, Brad Bohn (5 made) vs. North Texas, 1998, Dene Garner (5 made) vs. San Jose State, 1985
 Season: 28, Brad Bohn (24 made), 1998
 Career: 89, Brad Bohn (59 made), 1997-2000

Consecutive Field Goals Made

Season: 10, Doug Beach, 1990, 10, Dene Garner, 1985

Field Goal Percentage

Season (min. 10 attempts): .867, Russ Moody (13 of 15), 1988
 Career (min. 20 attempts): .846, Russ Moody (22 of 26), 1988-89

EXTRA POINTS

Extra Points Made (PATs)

Game: 9, Chris Pella (10 attempted) vs. New Mexico State, 1964
 Season: 57, Josh Thompson, 2011
 Career: 107, Brad Bohn (119 att.), 1997-2000

Extra Points Attempted

Game: 10, Chris Pella (9 made) vs. New Mexico State, 1964
 Season: 58, Josh Thompson (57 made), 2011
 Career: 119, Brad Bohn (107 made), 1997-2000

Consecutive Extra Points Made

Career: 64, Willie Beecher, 1981-84

Extra Point Percentage

Season (min. 20 made): 1.000, Peter Caldwell, (25 of 25), 2007, Doug Beach (22 of 22), 1991, Russ Moody (20 of 20), 1989, Russ Moody (24 of 24), 1988, Willie Beecher (20 of 20), 1982, Steve Steinke (25 of 25), 1978, Tom Mayes (23 of 23), 1975
 Career (min. 40 made): 1.000, Russ Moody (44 of 44), 1988-89, Willie Beecher (64 of 64), 1981-84



Robert Turbin (#6) is Utah State's all-time scoring leader with 308 points. Turbin is also USU's career leader in touchdowns (51).

Quick Facts

Season Preview

The Aggies

Coaching Staff

Opponents

Season Review

RECORDS

University

WAC

INDIVIDUAL RECORDS



Henry King (#44) holds virtually every interceptions record in Utah State history, including interceptions in a game (4), season (11) and career (18).

INTERCEPTIONS

Interceptions

Game: 4, Henry King vs. Pacific, 1966
 Season: 11, Henry King, 1966
 Career: 18, Henry King, 1965-66

Interception Return Yards

Game: 130, Henry King (4 int.) vs. Pacific, 1966
 Season: 228, Jay Van Noy (8 int.), 1948
 Career: 373, Henry King (18 int.), 1965-66

PUNT RETURNS

Punt Returns

Game: 7, Kelley Deist (68 yards) vs. Southern Miss, 1974
 Season: 35, Marvin Bell (408 yards), 1940
 Career: 81, Kendal Smith (716 yards), 1985-88

Punt Return Yards

Game: 142, Bud Paul (4 returns) vs. Denver, 1952
 Season: 408, Marvin Bell (35 returns), 1940
 Career: 1104, Kevin Robinson (78 returns), 2004-07

Punt Return Average

Game (min. 4 returns): 35.5, Bud Paul (4 returns for 142 yards) vs. Denver, 1952
 Season: 23.4, Tom Larscheid (12 returns for 281 yards), 1961
 Career: 18.8, Tom Larscheid (27 returns for 508 yards), 1959-61



Emmett White (#32) set the NCAA record for all-purpose yards in game with 578 against New Mexico State during the 2000 season as he had 322 rushing yards, 134 receiving yards, 120 kickoff return yards and two punt return yards.

Punt Returns for Touchdowns

Season: 2, Kevin Robinson, 2004, Steve Smith, 1997, Fred Fernandes, 1981, Bob Wicks, 1970, Tom Larscheid, 1961
 Career: 4, Kevin Robinson, 2004-07

KICKOFF RETURNS

Kickoff Returns

Game: 9, Roger Fernandez (157 yards) vs. Fresno State, 2001
 Season: 43, Kevin Robinson (1260 yards), 2007
 Career: 110, Kevin Robinson (2725 yards), 2004-07

Kickoff Return Yards

Game: 219, Roger Fernandez (7 returns) vs. Brigham Young, 2001
 Season: **1444, Kerwynn Williams (53 ret.), 2010**
 Career: 2725, Kevin Robinson (110 ret.), 2004-07

Kickoff Return Average

Game (min. 3 returns): 52.0, Kevin Robinson (3 returns for 156 yards) at Hawai'i, 2007
 Season (0.5 per game): 36.1, Tom Larscheid (7 returns for 253 yards), 1960
 Career: 31.0, Overton Curtis (32 returns for 991 yards), 1957-58

Kickoff Returns for Touchdowns

Season: 3, Kevin Robinson, 2007
 Career: 4, Kevin Robinson, 2004-07

ALL-PURPOSE YARDAGE

(Rushing, receiving and all return yards)

All-Purpose Yards

Game: 578, Emmett White (322 rushing, 134 receiving, 120 kickoff returns, 2 punt returns) vs. New Mexico St., 2000
 Season: 2628, Emmett White (1322 rushing, 592 receiving, 183 punt returns, 531 kickoff returns), 2000
 Career: 6479, Kevin Robinson (165 rushing, 2485 receiving, 1104 punt returns, 2725 kick returns), 2004-07


PUNTING

Punts

Game: 14, Jess Garcia (598 yards) vs. Air Force, 1969
 Season: 87, Jess Garcia (3643 yards), 1969
 Career: 243, Guy McClure (10,324 yards), 1978-81

Punting Average

Game (min. 5 punts): 55.3, Guy McClure (6 for 332 yards) vs. Texas Christian, 1981
 (min. 10 punts): 50.6, John Caputo (11 for 557 yards) vs. Utah, 1949
 Season: 44.8, Steve Mullins (50 for 2241 yards)
 Career: 42.5, Guy McClure (243 for 10,324 yards), 1978-81



Guy McClure (#12) is Utah State's career leader in punt average at 42.5 yards per kick.

TACKLES

Tackles Made

Game: 25, David Gill vs. Utah, 1995
 Season: 168, David Gill (103 solo, 65 ast.), 1995
 Career: 446, Del Lyles, 1988-91; Bobby Wagner, 2008-11

Quarterback Sacks

Game: 5, Danilo Robinson vs. San Jose State, 1995
 Season: 16, Mark Mraz, 1985
 Career: 36, Mark Mraz, 1983-86

Tackles for Loss

Game: 6, Danilo Robinson vs. San Jose State, 1995, Joe Jacobs vs. Cal State Fullerton, 1991
 Season: 22, Jermaine Younger, 1993
 Career: 43, Jermaine Younger, 1990-93

Passes Broken Up

Season: 20, Donald Toomer, 1994
 Career: 26, Donald Toomer, 1991-94



Bobby Wagner (#9) is Utah State's career tackles leader with 446, along with Del Lyles.

Quick Facts

Season Preview

The Aggies

Coaching Staff

Opponents

Season Review

RECORDS

University

MAC

CAREER RECORDS LIST

RUSHING

Rushing Yardage	Years	Yds.
1. Demario Brown	1996-1999	4,053
2. Abu Wilson	1992, 94-96	3,933
3. Rick Parros	1976-79	3,537
4. Louie Giammona	1973-75	3,499
5. Robert Turbin	2007-09,11	3,315
6. Emmett White	1998-01	2,791
7. Roger Grant	1990-91	2,387
8. Tom Larscheid	1959-61	2,206
9. Altie Taylor	1966-68	1,959
10. Jay Van Noy	1946-49	1,923

Rushing Attempts	Years	Att.
1. Demario Brown	1996-99	792
Abu Wilson	1992, 94-96	792
3. Rick Parros	1976-79	782
4. Louie Giammona	1973-75	756
5. Robert Turbin	2007-09,11	565
6. Emmett White	1998-01	517
7. Roger Grant	1990-91	484
8. Altie Taylor	1966-68	415
9. Maurice Turner	1979-82	404
10. John Strycula	1969-71	401

Rushing Average (Minimum 150 Attempts)	Years	Avg.
1. Michael Smith	2009-11	7.1
2. Tom Larscheid	1959-61	7.0
3. MacArthur Lane	1965-67	6.9
4. Roy Shivers	1964-65	6.8
5. Buddy Allen	1958-59	6.4
6. Kerwynn Williams	2009-pres.	6.1
7. Robert Turbin	2007-09,11	5.9
8. Emmett White	1998-01	5.4
9. Archie Gibson	1972-73	5.2
10. Demario Brown	1996-99	5.1

Rushing Touchdowns	Years	TD
1. Robert Turbin	2007-09,11	40
Abu Wilson	1992, 94-96	40
3. Demario Brown	1996-99	37
4. Tom Larscheid	1959-61	29
5. Emmett White	1998-01	27
6. Rick Parros	1976-79	26
7. Louie Giammona	1973-75	21
8. Roy Shivers	1964-65	18
9. Diondre Borel	2007-10	17
10. Michael Smith	2009-11	15



Demario Brown (#21) is Utah State's career rushing leader with 4,053 yards and is third all-time in rushing touchdowns with 37.



Tony Adams (#11) ranks second all-time at Utah State in both passing yards (6,226) and touchdown passes (52).

PASSING

Passing Yardage	Years	Yds.
1. Jose Fuentes	1999-2002	9,168
2. Diondre Borel	2007-10	6,698
3. Tony Adams	1970-72	6,226
4. Brent Snyder	1987-88	6,105
5. Eric Hipple	1976-79	6,073
6. Anthony Calvillo	1992-93	5,642
7. Matt Sauk	1996-97	5,385
8. Travis Cox	2001-04	4,722
9. Leon Jackson III	2004-07	4,221
10. Ron Lopez	1990-91	4,182

Passing Completions	Years	No.
1. Jose Fuentes	1999-2002	704
2. Diondre Borel	2007-10	517
3. Brent Snyder	1987-88	472
4. Eric Hipple	1976-79	459
5. Tony Adams	1970-72	456
6. Anthony Calvillo	1992-93	448
7. Travis Cox	2001-04	423
8. Leon Jackson III	2004-07	382
9. Matt Sauk	1996-97	334
10. Ron Lopez	1990-91	291

Passing Attempts	Years	Att.
1. Jose Fuentes	1999-2002	1270
2. Diondre Borel	2007-10	922
3. Brent Snyder	1987-88	874
4. Tony Adams	1970-72	867
5. Eric Hipple	1976-79	850
6. Anthony Calvillo	1992-93	829
7. Travis Cox	2001-04	738
8. Matt Sauk	1996-97	664
9. Leon Jackson III	2004-07	656
10. Jeff Crosbie	1998-2002	617

Completion Pct. (Minimum 150 Completions)	Years	Pct.
1. Keith Myers	1976-77	.607
2. Leon Jackson III	2004-07	.582
3. Travis Cox	2001-04	.573
4. Diondre Borel	2007-10	.561
5. Patrick Mullins	1995-96	.555
6. Jose Fuentes	1998-2002	.554
7. Anthony Calvillo	1992-93	.540
Brent Snyder	1987-88	.540
Eric Hipple	1976-79	.540
10. Matt Sauk	1996	.538
William Munson	1961-63	.538

Touchdown Passes	Years	TD
1. Jose Fuentes	1998-2002	60
2. Tony Adams	1970-72	52
3. Brent Snyder	1987-88	39
4. Diondre Borel	2007-10	36
5. Anthony Calvillo	1992-93	35
6. Eric Hipple	1976-79	34
7. Ron Lopez	1990-91	31
8. John Pappas	1966-68	30
9. Travis Cox	2001-04	29
10. Matt Sauk	1996-97	24

TOTAL OFFENSE

Total Offense	Years	Yds.
1. Jose Fuentes	1999-2002	8,791
2. Diondre Borel	2007-10	8,096
3. Tony Adams	1970-72	6,587
4. Eric Hipple	1976-79	6,121
5. Brent Snyder	1987-88	5,928
6. Anthony Calvillo	1992-93	5,838
7. Matt Sauk	1996-97	5,466
8. Leon Jackson III	2004-07	5,035
9. Travis Cox	2001-04	4,844
10. Abu Wilson	1992, 94-96	3,933

RECEIVING

Receptions	Years	No.
1. Kevin Robinson	2004-07	178
2. Kevin Curtis	2001-02	174
3. Kendal Smith	1985-88	169
4. Nakia Jenkins	1996-97	155
5. Rod Moore	1988-91	153
6. Kevin Alexander	1992-95	149
7. Aaron Jones	1997-2000	145
Pat Newman	1986-89	145
9. James Murphy	1978-80	133
10. Tom Forzani	1970-72	132

Receiving Yardage	Years	Yds.
1. Kendal Smith	1985-88	2,943
2. Kevin Curtis	2001-02	2,789
3. Kevin Robinson	2004-07	2,485
4. Nakia Jenkins	1996-97	2,483
5. Rod Moore	1988-91	2,422
6. Aaron Jones	1997-2000	2,334
7. Pat Newman	1986-89	2,221
8. Kevin Alexander	1992-95	2,208
9. James Murphy	1978-80	2,132
10. Tracy Jenkins	1988-91	2,070



Kendal Smith (#9) recorded 2,943 receiving yards during his Utah State career, which ranks first all-time in school history.

Quick Facts
Season Preview
The Aggies
Coaching Staff
Opponents
Season Review
RECORDS
University
WAC

CAREER RECORDS LIST

Receiving Average (Minimum 50 Receptions)	Years	Avg.
1. Cottie McMahon	1992-93	18.7
2. Steve Smith	1996-97	18.0
3. Craig Clark	1971-73	17.9
4. Ron Cassidy	1977-78	17.9
5. Greg Daly	1975-76	17.8
6. Kendal Smith	1985-88	17.4
7. Ken Thompson	1979-80	17.4
8. Tracy Jenkins	1988-91	17.1
9. Mike O'Shea	1966-68	17.0
10. Kevin Curtis	2001-02	16.2

TD Receptions	Years	TD
1. Kendal Smith	1985-88	25
2. Tracy Jenkins	1988-91	22
3. Aaron Jones	1997-2000	21
Kevin Robinson	2004-07	21
5. Kevin Curtis	2001-02	19
Ken Thompson	1979-80	19
7. James Murphy	1978-80	17
Pat Newman	1986-89	17
Rod Moore	1988-91	16
Mike O'Shea	1966-68	16

SCORING		
Points Scored	Years	Pts.
1. Robert Turbin	2007-09,11	308
2. Brad Bohn	1997-2000	284
3. Tom Larscheid	1959-61	248
4. Abu Wilson	1992, 94-96	246
5. Demario Brown	1996-99	234
6. Steve Steinke	1977-80	204
7. Micah Knorr	1993-96	197
8. Emmett White	1998-01	194
9. Kevin Robinson	2004-07	182
10. Willie Beecher	1981-84	172

Touchdowns	Years	No.
1. Robert Turbin	2007-09,11	51
2. Abu Wilson	1992, 94-96	41
3. Tom Larscheid	1959-61	40
4. Demario Brown	1996-99	37
5. Emmett White	1998-01	32
6. Kevin Robinson	2004-07	29
7. Kendal Smith	1985-88	28
8. Rick Parros	1976-79	27
9. Tracy Jenkins	1988-91	22
10. Aaron Jones	1997-2000	21
Louie Giammona	1973-75	21
Roy Shivers	1964-65	21

KICKING		
Field Goals Made	Years	No.
1. Brad Bohn	1997-2000	59
2. Micah Knorr	1993-96	39
3. Steve Steinke	1977-80	38
4. Willie Beecher	1981-84	36
5. Dene Garner	1985-87	35
6. Peter Caldwell	2007-10	33
7. Al Knapp	1973-74	26
8. Dane Kidman	1999-02	22
Doug Beach	1990-92	22
Russ Moody	1988-89	22

Field Goals Att.	Years	Att.
1. Brad Bohn	1997-2000	89
2. Micah Knorr	1993-96	62
3. Steve Steinke	1977-80	60
4. Willie Beecher	1981-84	54
5. Dene Garner	1985-87	53
6. Peter Caldwell	2007-10	48
7. Al Knapp	1973-74	42
8. Michael Doyle	1970-72	34
9. Dane Kidman	1999-2002	31
10. James P. Murphy	1966-67	30

Field Goal Pct. (Minimum 20 Attempts)	Years	Pct.
1. Russ Moody	1988-89	.846
2. Doug Beach	1990-92	.759
3. Dane Kidman	1999-2002	.710
4. Nathan Morreale	1993-94	.704
5. Peter Caldwell	2007-10	.688
6. Willie Beecher	1981-84	.667
7. Brad Bohn	1997-2000	.663
8. Dene Garner	1985-87	.660
9. Micah Knorr	1993-95	.659
10. Sean Jones	1989-92	.643

Extra Points Made	Years	PATs
1. Brad Bohn	1997-2000	107
2. Steve Steinke	1977-80	90
3. Peter Caldwell	2007-10	85
4. Micah Knorr	1993-96	80
5. Dane Kidman	1999-2002	68
6. Willie Beecher	1981-84	64
7. Josh Thompson	2011-pres.	57
Doug Beach	1990-92	57
9. Michael Doyle	1970-72	56
10. Jim Turner	1960-62	55

Extra Points Att.	Years	Attempts
1. Brad Bohn	1997-2000	119
2. Steve Steinke	1977-80	95
3. Peter Caldwell	2007-10	86
4. Micah Knorr	1993-96	84
5. Dane Kidman	1999-2002	74
6. Chris Pella	1963-64	67
7. Willie Beecher	1981-84	64
Jim Turner	1960-62	64
9. Michael Doyle	1970-72	63
10. Josh Thompson	2011-pres.	58

PAT Percentage (Minimum 30 Made)	Years	Pct.
1. Willie Beecher	1981-84	1.000
Russ Moody	1988-89	1.000
3. Peter Caldwell	2007-10	.988
4. Josh Thompson	2011-pres.	.983
5. Nathan Morreale	1993-94	.971
6. Dene Garner	1985-87	.960
7. Steve Steinke	1977-80	.947
8. Micah Knorr	1993-95	.936
9. Al Knapp	1973-74	.932
10. Tom Mayes	1975-76	.925

PUNTING		
Punting (Minimum 75 punts)	Years	Avg.
1. Jerry Arguello	1997-98	43.5
2. Guy McClure	1980-81	42.8
3. Louie Aguiar	1987-88	42.6
4. Steve Mullins	1999-2002	42.1
5. Peter Caldwell	2007-10	41.9
6. Russell Griffith	1983	41.8
7. Rusty Carlsen	1989-91	41.7
8. Ben Chaet	2002-04	41.3
9. Herick Mandel	1986-87	41.2

RETURNS		
Punt Returns (Minimum 25 returns)	Years	Avg.
1. Kevin Robinson	2004-07	14.1
2. Emmett White	1999-01	10.5
John Strycula	1970-71	10.5
4. Fred Fernandes	1981-83	9.7
5. Kendal Smith	1986-88	9.3
Stacy Colbert	1979-80	9.3
7. Tony Walker	1998	8.3
8. Jason Bandy	1995-96	7.8

Kickoff Returns (Minimum 25 returns)	Years	Avg.
1. Overton Curtis	1957-58	31.0
2. Altie Taylor	1966-68	29.3
3. Dexter Pointer	1990	25.6
4. Kerwynn Williams	2009-pres.	25.3
5. Kevin Robinson	2004-07	25.2
6. Jerome Dennis	2001-04	24.9
7. Floyd Foreman	1990-91	24.1
8. Emmett White	1999-01	23.9
9. Louie Giammona	1973-75	22.8
10. Brett Payne	1987-88	21.7


All-Purpose Yards	Years	Yds.
1. Kevin Robinson	2004-07	6,479
2. Emmett White	1998-01	5,872
3. Kendal Smith	1985-88	5,266
4. Louie Giammona	1973-75	5,203
5. Kerwynn Williams	2009-pres.	3,392

DEFENSE		
Tackles (Since 1979)	Years	No.
1. Bobby Wagner	2008-11	446
Del Lyles	1988-91	446
3. David Gill	1993-96	425
4. Jesse Busta	1999-2002	392
5. Brent Passey	1997-2000	386
6. Pat McKenna	1979-82	359
7. Johndale Carty	1995-98	347
8. Jermaine Younger	1990-93	337
9. Jake Hutton	2005-08	328
10. Al Smith	1984-86	327

Interceptions	Years	No.
1. Henry King	1965-66	18
2. Damon Smith	1990-93	17
3. Donald Toomer	1991-94	12
4. Travis Clark	1987, 89	11
Chuck Detwiler	1966-68	11
Ronnie McCloud	1974, 76-78	11
7. Wendell D. Brook	1970-71	10
Ronald Edwards	1988-91	10
Darrin Long	1984-87	10
Grant Martinsen	1964-66	10
Phillip Shelley	1971-72	10

Int. Return Yardage	Years	Yds.
1. Henry King	1965-66	373
2. James Brindley	2006-09	210
3. Wendell D. Brook	1970-71	177
4. Phillip Shelley	1971-72	175
5. Kevin Brady	1979-81	151
6. Ronald Edwards	1988-91	146
7. Chuck Detwiler	1966-68	140
8. Grant Martinsen	1964-66	135
9. Rob Fuhriman	1972-74	125
10. Steve Shafer	1961-62	124

Leaders based on available statistics since 1956.



Henry King (#44) still holds school records for interceptions (18) and interception return yards (373) in a career.

SEASON RECORDS LIST

RUSHING

Rushing Yardage	Year	Yds.
1. Demario Brown, Sr.	1999	1,536
2. Louie Giammona, Jr.	1974	1,534
3. Robert Turbin, Jr.	2011	1,517
4. Abu Wilson, Jr.	1995	1,476
5. Louie Giammona, Sr.	1975	1,454
6. Roger Grant, Jr.	1990	1,370
7. Emmett White, Sr.	2001	1,361
8. Emmett White, Jr.	2000	1,322
9. Robert Turbin, So.	2009	1,296
10. Rick Parros, Sr.	1979	1,236

Rushing Attempts	Year	Att.
1. Louie Giammona, Jr.	1974	329
2. Louie Giammona, Sr.	1975	303
3. Demario Brown, Sr.	1999	279
4. Abu Wilson, Jr.	1995	275
5. Roger Grant, Jr.	1990	266
6. Rick Parros, So.	1977	261
7. Rick Parros, Sr.	1979	259
8. Emmett White, Sr.	2001	250
9. Robert Turbin, Jr.	2011	249
10. Emmett White, Jr.	2000	242

Rushing Average	Year	Yds.
(Minimum 100 Attempts)		
1. Tom Larscheid, Jr.	1960	8.4
2. Michael Smith, Sr.	2011	7.6
3. Jack Hill, Sr.	1956	6.6
4. Tom Larscheid, Sr.	1961	6.3
Robert Turbin, So.	2009	6.3
6. Robert Turbin, Jr.	2011	6.1
7. Roy Shivers, Jr.	1965	6.0
8. Emmett White, Jr.	2000	5.5
Demario Brown, Sr.	1999	5.5
Doug Mayberry, Sr.	1960	5.5

Rushing Touchdowns	Year	TD
1. Robert Turbin, Jr.	2011	19
2. Abu Wilson, Sr.	1996	16
3. Abu Wilson, Jr.	1995	15
Rick Parros, Sr.	1979	15
5. Demario Brown, Sr.	1999	14
Jack Hill, Sr.	1956	14
Roy Shivers, Jr.	1965	14
8. Robert Turbin, So.	2009	13
Emmett White, Sr.	2001	13
Emmett White, Jr.	2000	13
Tom Larscheid, Jr.	1960	13



Abu Wilson (#1) still holds the top two single-season rushing touchdown totals in Utah State history with 16 in 1996 and 15 in 1995.



Eric Hipple (#10) completed 60.2 percent of his passes during the 1979 season, which is No. 2 on the school record list.

PASSING

Passing Yardage	Year	Yds.
1. Jose Fuentes, Sr.	2002	3,268
2. Brent Snyder, Sr.	1988	3,218
3. Anthony Calvillo, Sr.	1993	3,148
4. Jose Fuentes, Jr.	2001	3,100
5. Matt Sauk, Sr.	1997	2,896
6. Brent Snyder, Jr.	1987	2,887
7. Diondre Borel, Jr.	2009	2,885
8. Tony Adams, Sr.	1972	2,797
9. Travis Cox, Jr.	2003	2,791
10. Patrick Mullins, Jr.	1995	2,774

Passing Completions	Year	Comp.
1. Jose Fuentes, Jr.	2001	260
2. Anthony Calvillo, Sr.	1993	247
3. Jose Fuentes, Sr.	2002	246
Brent Snyder, Sr.	1988	246
5. Travis Cox, Jr.	2003	235
6. Brent Snyder, Jr.	1987	226
7. Diondre Borel, Jr.	2009	214
8. Patrick Mullins, Jr.	1995	209
9. Tony Adams, Sr.	1972	204
10. Anthony Calvillo, Jr.	1992	201

Passing Attempts	Year	Att.
1. Anthony Calvillo, Sr.	1993	469
2. Jose Fuentes, Sr.	2002	454
3. Brent Snyder, Sr.	1988	447
4. Jose Fuentes, Jr.	2001	437
5. Brent Snyder, Jr.	1987	427
6. Travis Cox, Jr.	2003	415
7. Patrick Mullins, Jr.	1995	383
8. Matt Sauk, Sr.	1997	378
9. Jose Fuentes, So.	2000	368
10. Jeff Crosbie, So.	1999	361

Completion Percentage	Year	Pct.
(Minimum 100 Completions)		
1. Adam Kennedy, Jr.	2011	.691
2. Leon Jackson III, Sr.	2007	.654
3. Chuckie Keeton, Fr.	2011	.609
4. Eric Hipple, Sr.	1979	.602
5. William Munson, Sr.	1963	.597
6. Jose Fuentes, Jr.	2001	.595
7. Travis Cox, Sr.	2004	.585
8. Tony Adams, Sr.	1972	.581
9. Diondre Borel, Jr.	2009	.576
Leon Jackson III, So.	2005	.576

Touchdown Passes	Year	No.
1. Jose Fuentes, Jr.	2001	24
2. Tony Adams, Sr.	1972	22
3. Jose Fuentes, Sr.	2002	20
Brent Snyder, Jr.	1987	20
Bob Gagliano, Sr.	1980	20
6. Anthony Calvillo, Sr.	1993	19
Brent Snyder, Sr.	1988	19
8. Travis Cox, Jr.	2003	18
9. Diondre Borel, Jr.	2009	17
Ron Lopez, Sr.	1991	17

TOTAL OFFENSE

Total Offense	Year	Yds.
1. Diondre Borel, Jr.	2009	3,343
2. Anthony Calvillo, Sr.	1993	3,260
3. Jose Fuentes, Sr.	2002	3,164
4. Brent Snyder, Sr.	1988	3,154
5. Tony Adams, Sr.	1972	2,953
6. Jose Fuentes, Jr.	2001	2,920
7. Matt Sauk, Sr.	1997	2,898
8. Travis Cox, Jr.	2003	2,844
9. Brent Snyder, Jr.	1987	2,774
10. Patrick Mullins, Jr.	1995	2,678

RECEIVING

Receptions	Year	No.
1. Kevin Curtis, Jr.	2001	100
2. Kevin Alexander, Sr.	1995	92
3. Tom Forzani, Sr.	1972	85
4. Nakia Jenkins, Jr.	1996	82
5. Kevin Curtis, Sr.	2002	74
6. Nakia Jenkins, Sr.	1997	73
7. Mike Lee, Sr.	1993	70
8. Kendal Smith, Sr.	1987	67
9. James Murphy, Sr.	1980	66
10. Kendal Smith, Sr.	1988	65

Receiving Yardage	Year	Yds.
1. Kevin Curtis, Jr.	2001	1,531
2. Kevin Alexander, Sr.	1995	1,400
3. Nakia Jenkins, Jr.	1996	1,397
4. Kevin Curtis, Sr.	2002	1,258
5. Kendal Smith, Sr.	1988	1,196
6. Tom Forzani, Sr.	1972	1,169
7. Aaron Jones, Sr.	2000	1,159
8. Nakia Jenkins, Sr.	1997	1,086
9. Mike O'Shea, Sr.	1968	1,077
10. James Murphy, Jr.	1979	1,067

Receiving Average	Year	Avg.
(Minimum 10 Receptions)		
1. Greg Daly, Jr.	1975	29.4
2. Wesley Garnett, Jr.	1969	24.4
3. Earsell Mackbee, Jr.	1964	22.1
4. Xavier Martin, Jr.	2010	21.1
5. Gunther Gutierrez, Sr.	1973	20.7
6. Dionte' Holloway, So.	2005	19.4
Tracy Jenkins, So.	1989	19.4
8. Mike O'Shea, Sr.	1968	19.2
9. Ken Thompson, Jr.	1979	19.1
10. Kendal Smith, So.	1986	18.9



Kevin Curtis (#3) set Utah State's single-season record with 100 receptions during the 2001 season.

Quick Facts
Season Preview
The Aggies
Coaching Staff
Opponents
Season Review
RECORDS
University
WAC

SEASON RECORDS LIST

TD Receptions	Year	TD
1. Tracy Jenkins, Jr.	1990	14
2. Aaron Jones, Sr.	2000	11
Kendal Smith, Sr.	1988	11
Ken Thompson, Jr.	1979	11
Mike O'Shea, Sr.	1968	11
6. Kevin Curtis, Jr.	2001	10
Rod Moore, Sr.	1991	10
James Murphy, Sr.	1980	10
9. Kevin Curtis, Sr.	2002	9
10. Kevin Robinson, So.	2005	8
Nakia Jenkins	1996	8
Tom Forzani	1972	8
Ken Thompson	1980	8

SCORING

Points Scored	Year	Pts.
1. Robert Turbin, Jr.	2011	138
2. Robert Turbin, So.	2009	110
3. Jack Hill, Sr.	1956	105
4. Emmett White, Sr.	2001	98
5. Abu Wilson, Sr.	1996	96
Tom Larscheid, Sr.	1961	96
Roy Shivers, Jr.	1965	96
8. Tom Larscheid, Jr.	1960	92
9. Emmett White, Jr.	2000	90
Demario Brown, Sr.	1999	90
Abu Wilson, Jr.	1995	90
Nathan Morreale, Fr.	1993	90
Rick Parros, Sr.	1979	90

Touchdowns	Year	TD
1. Robert Turbin, Jr.	2011	23
2. Robert Turbin, So.	2009	18
3. Emmett White, Sr.	2001	16
Abu Wilson, Sr.	1996	16
Roy Shivers, Jr.	1965	16
6. Emmett White, Jr.	2000	15
Demario Brown, Sr.	1999	15
Abu Wilson, Jr.	1995	15
Jack Hill	1956	15
Tom Larscheid, Jr.	1960	15
Tom Larscheid, Sr.	1961	15
Rick Parros, Sr.	1979	15

KICKING

Field Goals Made	Year	FG
1. Brad Bohn, So.	1998	24
2. Nathan Morreale, Fr.	1993	19
3. Sean Jones, Sr.	1992	18
Steve Steinke, So.	1978	18
5. Dene Garner, So.	1985	16
Al Knapp, Sr.	1974	16
7. Micah Knorr, So.	1994	15
8. Dane Kidman, Sr.	2002	14
Brad Bohn, Sr.	2000	14
Doug Beach, So.	1990	14

Field Goals Attempted	Year	FGA
1. Brad Bohn, So.	1998	28
2. Nathan Morreale, Fr.	1993	27
3. Brad Bohn, Jr.	1999	26
4. Sean Jones, Sr.	1992	24
Al Knapp, Sr.	1974	24
Steve Steinke, So.	1978	24
7. Micah Knorr, Sr.	1996	21
Peter Caldwell, Fr.	2007	21
9. Brad Bohn, Sr.	2000	20
Micah Knorr, So.	1994	20
Dene Garner, So.	1985	20

Field Goal Percentage (Minimum 10 Attempts)	Year	Pct.
1. Russ Moody, Jr.	1988	.867
2. Brad Bohn, So.	1998	.857
3. Peter Caldwell, So.	2008	.833
4. Dane Kidman, Sr.	2002	.824
Doug Beach, So.	1990	.824
6. Russ Moody, Jr.	1989	.818
7. Dene Garner, So.	1985	.800
8. Micah Knorr, So.	1994	.750
Sean Jones, Sr.	1992	.750
Steve Steinke, So.	1978	.750

Extra Points Made	Year	No.
1. Josh Thompson, So.	2011	57
2. Brad Bohn, Fr.	1997	39
3. Steve Steinke, Jr.	1979	37
4. Micah Knorr, Sr.	1996	36
5. Dane Kidman, Jr.	2001	35
Doug Beach, So.	1990	35
7. Dane Kidman, Sr.	2002	33
Michael Doyle, Sr.	1972	33
Nathan Morreale, Fr.	1993	33
10. James Turner, Jr.	1961	30

Extra Points Att.	Year	Att.
1. Josh Thompson, So.	2011	58
2. Brad Bohn, Fr.	1997	43
3. Dane Kidman, Jr.	2001	39
Steve Steinke, Jr.	1979	39
5. Micah Knorr, Sr.	1996	37
Michael Doyle, Sr.	1972	37
7. James Turner, Jr.	1961	36
8. Dane Kidman, Sr.	2002	35
Doug Beach, So.	1990	35
10. MacArthur Lane, So.	1965	34
Nathan Morreale, Fr.	1993	34
Chris Pella, Sr.	1964	34

PAT Percentage (Minimum 20 Made)	Year	Pct.
1. Peter Caldwell, Sr.	2010	1.000
Peter Caldwell, Fr.	2007	1.000
Doug Beach, So.	1990	1.000
Willie Beecher, So.	1982	1.000
Tom Mayes, Jr.	1975	1.000
Steve Steinke, So.	1978	1.000
5. Josh Thompson, So.	2011	.983
6. Micah Knorr, Sr.	1996	.973
7. Nathan Morreale, Fr.	1993	.971
8. Justin Hamblin, Fr.	2003	.952
9. Steve Steinke, Jr.	1979	.949
10. Dane Kidman, Sr.	2002	.943

PUNTING

Punting	Year	Avg.
1. Steve Mullins, Jr.	2001	44.8
Jerry Arguello, Jr.	1997	44.8
3. Guy McClure, Sr.	1981	44.5
4. Ben Chaet, Jr.	2004	44.4
5. Tyler Bennett, Jr.	2011	43.8
6. Herick Mandel, Jr.	1986	42.9
7. Louie Aguiar, Jr.	1987	42.8
8. Rusty Carlsen, Sr.	1991	42.7
9. Louie Aguiar, Sr.	1988	42.4
10. Leon Jackson III, Fr.	2004	42.3
Steve Mullins, Fr.	1999	42.3

RETURNS

Punt Returns	Year	Avg.
1. Tom Larscheid, Sr.	1961	23.4
2. Kevin Robinson, Fr.	2004	22.5
3. Darrell Roberts, Sr.	1962	20.8
4. Kevin Robinson, Sr.	2007	18.9
5. Bob Wicks, Jr.	1970	17.4
6. Steve Smith, Sr.	1997	15.6
7. Emmett White, So.	1999	15.0
8. Kerwynn Williams, Jr.	2011	14.0
9. Fred Fernandes, So.	1981	12.3
John Strycula, Jr.	1970	12.3

Kickoff Returns	Year	Ret.
1. Altie Taylor, Jr.	1967	31.9
2. Overton Curtis, Jr.	1957	30.2
3. Kevin Robinson, Sr.	2007	29.3
Tony Pennyman, Jr.	2005	29.3
5. Jerome Dennis, So.	2002	27.7
6. Kerwynn Williams, So.	2010	27.2
7. Floyd Foreman, Sr.	1991	27.0
8. Brett Payne, So.	1987	26.0
9. Louie Giammona, So.	1973	25.8
10. Dexter Pointer, Jr.	1990	25.6


DEFENSE

Interceptions	Year	Int.
1. Henry King, Sr.	1966	11
2. Rob Fuhriman, Jr.	1973	8
3. Ronald Edwards, Sr.	1991	7
Henry King, Jr.	1965	7
5. Johndale Carty, Jr.	1997	6
Wendall D. Brook, Sr.	1971	6
Chuck Detwiler, Sr.	1968	6
Darrin Long, Jr.	1986	6
Steve Shafer, Sr.	1962	6
Phillip Shelley, Jr.	1971	6
Donald Toomer, So.	1992	6

Int. Return Yardage	Year	Yds.
1. Henry King, Jr.	1965	193
2. Henry King, Sr.	1966	180
3. Ronald Edwards, Sr.	1991	146
4. Rob Fuhriman, Jr.	1973	125
5. Craig Miller, Fr.	1995	122
6. Kevin Brady, Jr.	1980	109
7. Robert Watts, Sr.	2004	100
Wendall D. Brook, Jr.	1970	100
9. James Brindley, So.	2007	96
10. James Brindley, Jr.	2008	90
Grant Martinsen, Sr.	1966	90
Jim Swindle, So.	1959	90
Jermaine Younger, Jr.	1992	90

Tackles	Year	No.
1. Tony D'Amato, Sr.	1998	170
2. David Gill, Jr.	1995	168
3. Al Smith, Sr.	1986	166
4. David Gill, Sr.	1996	150
5. Bobby Wagner, Sr.	2011	147
6. Brent Passey, Jr.	1999	142
7. Alfred Bettman, Sr.	1975	140
8. Brian Longuevan, Jr.	1974	138
Al Smith, Jr.	1985	138
Donald Miller, Jr.	1987	138
Johndale Carty, So.	1996	138

Leaders based on available statistics since 1956.
Bold = 2012 returners



David Gill (#44) recorded 168 tackles during the 1995 season, which ranks second all-time at Utah State.

SINGLE-GAME BESTS

RUSHING YARDS

Player	Opponent	Yards
1. Emmett White	New Mexico State (11/4/00)	322
2. Roger Grant	Long Beach State (9/8/90)	292
3. Emmett White	Wyoming (9/22/01)	274
4. Demario Brown	Nevada (11/20/99)	253
5. Rick Parros	Fresno State (9/23/78)	252
6. Abu Wilson	UNLV (11/11/95)	251
7. Louie Giammona	Idaho (11/2/74)	247
8. Jay Van Noy	Arizona State (1948)	242
9. Louie Giammona	Colorado State (11/22/75)	242
10. Demario Brown	Boise State (10/30/99)	239
11. Emmett White	Weber State (11/17/01)	233
12. Demario Brown	Arkansas State (10/9/99)	225
13. Evan Sorenson	Colorado (1947)	225
14. Melvin Blue	Idaho (10/25/97)	224
15. Roger Grant	Pacific (11/17/90)	218
16. Louie Giammona	Kent State (10/19/74)	212
17. Profail Grier	UNLV (10/23/93)	209
18. Robert Turbin	Idaho (11/19/11)	208
19. Rick Parros	Weber State (11/17/79)	208
20. Louie Giammona	Utah (11/16/74)	207
21. MacArthur Lane	West Texas State (9/23/67)	207
22. Roger Grant	New Mexico State (11/23/91)	205
23. Demario Brown	New Mexico State (10/31/98)	204
24. Abu Wilson	Northern Illinois (10/14/95)	203
25. Abu Wilson	New Mexico State (11/19/94)	203

PASSING YARDS


Player	Opponent	Yards
1. Tony Adams	Utah (11/11/72)	561
2. Jose Fuentes	Boise State (11/11/00)	509
3. Anthony Calvillo	Brigham Young (10/30/93)	472
4. Jose Fuentes	Weber State (11/17/01)	437
5. Jose Fuentes	Middle Tennessee (11/30/02)	426
6. Anthony Calvillo	Nevada (11/14/92)	428
7. Jose Fuentes	Idaho (10/21/00)	421
8. Brent Snyder	San Jose State (10/22/88)	412
9. Tony Adams	Idaho (11/4/72)	406
10. Diondre Borel	Nevada (10/30/10)	399
11. Matt Sauk	Idaho (10/25/97)	396
12. Matt Sauk	Oklahoma State (9/21/96)	390
13. Tony Adams	Wyoming (11/6/71)	389
14. Brent Snyder	San Jose State (10/31/87)	384
15. Anthony Calvillo	Utah (9/11/93)	380
16. Ron Lopez	Nebraska (9/7/91)	373
17. Leon Jackson III	Louisiana Tech (11/5/05)	372
18. Matt Sauk	New Mexico State (10/18/97)	371
19. Diondre Borel	Idaho (11/29/09)	369
20. Jose Fuentes	Louisiana-Monroe (10/26/02)	368
21. Brent Snyder	Long Beach State (10/8/88)	367
22. Bob Gagliano	San Jose State (11/22/80)	366
23. Eric Hipple	San Jose State (9/8/79)	364
24. Anthony Calvillo	SW Louisiana (9/4/93)	362
25. Brent Snyder	Utah (10/24/87)	360

RECEIVING YARDS

Player	Opponent	Yards
1. Aaron Jones	Boise State (11/11/00)	297
2. Kevin Curtis	Weber State (11/17/01)	252
3. Kevin Alexander	Pacific (11/18/95)	243
4. Kevin Alexander	Nevada (11/4/95)	236
5. Aaron Jones	Idaho (10/21/00)	233
6. Craig Clark	Utah (11/11/72)	224
7. Kevin Curtis	South Florida (11/24/01)	221
8. Rod Moore	Nebraska (9/7/91)	220
9. James Murphy	Long Beach State (10/6/79)	215
10. Bob Wicks	Idaho (11/21/71)	211
11. Robert Scott	Sam Houston State (9/26/98)	210
12. Kendal Smith	San Jose State (10/22/88)	208
13. Cotie McMahon	Utah (9/11/93)	207
14. Kevin Alexander	New Mexico State (10/21/95)	205
15. Shawn Turner	Eastern Washington (11/5/94)	197
16. James Murphy	Pacific (10/20/79)	196
17. Aaron Jones	Brigham Young (10/1/99)	195
18. Nakia Jenkins	Brigham Young (10/3/97)	194
19. Tom Forzani	Idaho (11/4/72)	193
20. Tracy Jenkins	Pacific (11/17/90)	189
21. Aaron Jones	Stephen F. Austin (9/11/99)	188
22. Ken Thompson	Utah (9/29/79)	184



Emmett White (#32) rushed for a school record 322 yards against New Mexico State on Nov. 4, 2000.



Tony Adams (#11) passed for a school record 561 yards against Utah on Nov. 11, 1972.



Aaron Jones (#9) recorded a school record 297 receiving yards against Boise State on Nov. 11, 2000.

LONGEST PLAYS

RUSHING

Player	Opponent, Year	Yards
1. Robert Turbin	Utah, 2009	96
2. Percy Hanson	Colorado Mines, 1920	95
3. Tom Larscheid	Denver, 1960	91
4. Louie Glammona	Utah, 1974	89
5. Marvin Jackson	Fresno State, 1980	88
Tom Larscheid	Pacific, 1960	88
7. Tom Larscheid	Montana, 1960	87
8. MacArthur Lane	Hawai'i, 1966	84
9. Jay Van Noy	Wyoming, 1948	82
Fred Allen	Colorado State, 1941	82
11. Robert Turbin	Idaho, 2011	80
Robert Turbin	BYU, 2011	80
Richard Gwynn	Fresno State, 1984	80
Ev Sorenson	Colorado, 1947	80
15. Glen Crawford	New Mexico State, 1985	78

PASSING

Passer-Receiver	Opponent, Year	Yards
1. Craig Bradshaw-Fred Fernandes	Arizona State, 1979	96
2. Ron Lopez-Rod Moore	Cal State Fullerton, 1990	94
3. Dave Holman-Wes Garnett	Army, 1969	90
4. Doug Samuels-Eric McPherson	Texas Christian, 1981	89
Roy Shivers-Dave Clark	Colorado State, 1965	89
6. Jeff Crosbie-Aaron Jones	Brigham Young, 1999	87
7. Marvin Bell-John Putnik	Utah, 1941	86
8. Diondre Borel-Xavier Bowman	Idaho, 2009	85
Matt Wells-Kevin Alexander	UNLV, 1994	85
Tony Adams-Craig Clark	Utah, 1972	85
12. Leon Jackson III-Jacob Actkinson	Louisiana Tech, 2007	82
12. Matt Sauk-Steve Smith	Idaho, 1997	81
Earsell Mackbee-Grant Martinse	Colorado State, 1964	81
14. Jose Fuentes-Kevin Curtis	New Mexico, 2002	80
Jose Fuentes-Kevin Curtis	Idaho State, 2002	80
Anthony Calvillo-Toney Jenkins	Utah, 1993	80
Tony Adams-Jerry Hughes	Utah, 1972	80
Jose Fuentes-Kevin Curtis	Middle Tennessee, 2002	80
19. Diondre Borel-Xavier Martin	BYU, 2010	79
Travis Cox-Tony Pennyman	UNLV, 2004	79
Travis Cox-Barry Tolli	New Mexico, 2003	79
Jose Fuentes-Kevin Curtis	Middle Tennessee, 2002	79
Jeff Crosbie-Adrian Pierson	North Texas, 1998	79
23. Diondre Borel-Robert Turbin	Southern Utah, 2009	77
Diondre Borel-Nnamdi Gwacham	Nevada, 2009	77
Leon Jackson III-Kevin Robinson	Hawai'i, 2007	77
Riley Jensen-Robert Scott	Sam Houston State, 1998	77

INTERCEPTION RETURNS

Player	Opponent, Year	Yards
1. Ernie Groll	Montana State, 1947	102
2. Robert Watts	UNLV, 2004	100
3. Burke Fry	Colorado, 1932	95
4. Jim Swindle	Hawai'i, 1959	90
5. Wallace Braegger	Colorado, 1939	85
6. Henry King	Pacific, 1966	84
7. Wendell Brooks	Kentucky, 1970	83
8. Jerome Dennis	Brigham Young, 2002	75
Lauren Pettis	Montana, 1958	75
10. Charles McMillian	LSU, 1993	65
11. James Brindley	Utah, 2007	64
12. Kevin Brady	Long Beach State, 1980	60

FUMBLE RETURNS

Player	Opponent, Year	Yards
1. Jim Turner	Idaho, 1962	100

KICKOFF RETURNS

Player	Opponent, Year	Yards
1. Altie Taylor	West Texas State, 1967	105
2. Tom Larscheid	Brigham Young, 1960	102
3. Kevin Robinson	Hawai'i, 2007	100
4. Tony Pennyman	Nevada, 2005	99
5. Altie Taylor	Wichita State, 1968	98
6. Marvin Ellis	Idaho State, 1981	96
Overton Curtis	Idaho, 1958	96
8. Kevin Robinson	UL-Monroe, 2004	94
Rick Parros	Colorado State, 1978	94
10. Kerwynn Williams	Nevada, 2010	92
Tony Pennyman	UNLV, 2005	92
11. Jimmy Bryant	Weber State, 1978	91
12. Eric McPherson	Weber State, 1980	90
Jack Hill	Fresno State, 1955	90
Luke Falck	Colorado Mines, 1921	90



Kevin Robinson (#6) tied Utah State's longest punt return in school history with a 90 yard return against Troy during the 2004 season.

PUNT RETURNS

Player	Opponent, Year	Yards
1. Kevin Robinson	Troy, 2004	90
Dale Leatham	Wichita State, 1950	90
3. Kevin Robinson	San Jose State, 2005	87
4. Tom Larscheid	Utah, 1961	85
5. Bob Wicks	Bowling Green, 1970	84
6. Altie Taylor	Hawai'i, 1966	82
Lee Cardon	College of Idaho, 1938	82
8. Bud Paul	Denver, 1952	81
9. Jason Bandy	Northern Illinois, 1995	79
10. Fred Fernandes	Pacific, 1981	78
11. Kendall Smith	UNLV, 1987	77
12. Steve Smith	Oregon State, 1997	74
13. John Strycula	Bowling Green, 1970	73
14. Kevin Robinson	North Texas, 2004	71
15. Kevin Robinson	Nevada, 2007	70

PUNTS

Player	Opponent, Year	Yards
1. Louie Aguiar	San Jose State, 1988	85
2. Jerry Arguello	Idaho, 1998	77
Herick Mandel	Pacific, 1986	77
4. Rusty Carlsen	Pacific, 1991	75
Dale Money	Boise State, 1982	75
Guy McClure	Arizona State, 1979	75
Seth Maughan	Colorado, 1938	75
8. Guy McClure	Idaho State, 1980	74
9. Guy McClure	San Jose State, 1978	73
10. Mickey Doyle	UNLV, 1971	72
11. Steve Mullins	Utah, 2002	70
Steve Mullins	Idaho, 1999	70
Doug Beach	Arizona, 1992	70
Rusty Carlsen	Brigham Young, 1989	70

FIELD GOALS

Player	Opponent, Year	Yards
1. Dene Garner	New Mexico State, 1986	59
2. Dene Garner	San Jose State, 1985	58
3. Chris Ulinski	New Mexico State, 2008	56
Micah Knorr	Northern Illinois, 1995	56
5. Brad Bohn	Brigham Young, 1999	55
6. Micah Knorr	Colorado State, 1994	54
Sean Jones	New Mexico State, 1992	54
8. Jim Murphy	West Texas State, 1967	53
9. Brad Bohn	North Texas, 1999	52
Sean Jones	UNLV, 1992	52
Willie Beecher	Idaho State, 1982	52
Steve Steinke	Colorado State, 1979	52
Mickey Doyle	Utah, 1972	52
14. Brad Bohn	Boise State, 1998	51
Dene Garner	New Mexico State, 1986	51
16. Peter Caldwell	Fresno State, 2010	50
Justin Hamblin	Hawai'i, 2005	50
Willie Beecher	Pacific, 1983	50

Bold = 2012 Returners

Quick Facts

Season Preview

The Aggies

Coaching Staff

Opponents

Season Review

RECORDS

University

MAC

TEAM GAME BESTS

TOTAL OFFENSE

684	Weber State	2001
684	Nevada	1992
662	Idaho	1997
654	Brigham Young	1993
649	CS Northridge	1996
635	Weber State	2011
632	Utah	1972
619	New Mexico State	2000
605	New Mexico State	1996
604	Southern Utah	2009
595	Boise State	2000
580	Idaho	2008
578	Brigham Young	1972
571	Wyoming	2001
569	Idaho	2000
563	Boise State	1996
557	Montana	1968
548	UNLV	1995
548	Montana	1965
547	Nevada	1993
545	Pacific	1960

TOTAL DEFENSE

23	Idaho	1961
51	Brigham Young	1961
65	Wichita State	1967
83	Nevada Las Vegas	1990
83	Brigham Young	1963
85	Montana State	1961
90	Colorado State	1961
100	New Mexico State	1964
106	Brigham Young	1960
111	Idaho State	1997
111	Pacific	1980
111	Idaho State	1978
115	Hawai'i	1965
115	Colorado State	1960
119	San Jose State	1966
124	Colorado State	1966
127	Wichita State	1964
135	Colorado State	1958
137	Wichita State	1968
137	Montana	1968

WINNING MARGINS

136	136-0	IDAHO STATE	1919
100	100-0	CRIMSONS	1907
88	88-0	IDAHO STATE	1911
77	77-0	GRANITE H.S.	1917
76	76-0	NEW MEXICO ST.	1964
69	69-0	IDAHO	1961
58	58-0	MONTANA MINES	1931
57	57-0	at Wyoming	1917
56	62-6	at Montana	1963
54	54-0	MONTANA MINES	1928
54	54-0	WESTERN STATE	1928
53	53-0	WYOMING	1912
53	53-0	COLO. MINES	1935
52	52-0	SALT LAKE H.S.	1908
52	52-0	at Idaho Marines	1945
49	49-0	ARKANSAS STATE	2003
48	48-0	COLORADO STATE	1946
48	54-6	MONTANA STATE	1961
48	48-0	at Hawai'i	1966
47	47-0	MONTANA	1919
47	47-0	MONTANA MINES	1924
47	47-0	at Idaho Marines	1942
47	47-0	IDAHO STATE	1946
47	50-3	at Montana	1968
46	46-0	WYOMING	1903
46	49-3	at Colorado State	1961
46	63-17	at Idaho	1997

PASSING OFFENSE

569	Utah	1972
509	Boise State	2000
472	Brigham Young	1993
442	Middle Tennessee	2002
441	Weber State	2001
439	Idaho	2000
428	Nevada	1992
416	Idaho	1972
412	San Jose State	1988
399	Nevada	2010
396	Idaho	1997
394	Long Beach State	1979
393	New Mexico State	1997
390	Oklahoma	1996
389	Wyoming	1971
384	San Jose State	1987
380	Brigham Young	1997
380	Utah	1993
378	Oregon	2001
377	North Texas	1997
376	Idaho	2009
373	Nebraska	1991
372	Nevada	2005

PASSING DEFENSE

1	Colorado State	1976
7	Montana	1964
12	West Texas State	1974
14	Utah	1958
15	Colorado State	1961
16	Idaho State	1997
18	New Mexico State	1964
18	Colorado State	1963
21	West Texas State	1975
21	New Mexico State	1958
25	Brigham Young	1961
29	Wyoming	1978
32	Arizona State	1959
36	Montana	1968
37	Idaho	1961
39	Kansas State	1971
40	Memphis	1971
41	Pacific	1987
42	Wyoming	1962
42	Utah	1961

LOSING MARGINS

69	72-3	at Oklahoma	1974
65	65-0	at Southern Cal	1930
60	60-0	at Gonzaga	1914
59	59-0	at Colorado State	1915
59	65-6	BRIGHAM YOUNG	1977
57	57-0	at Stanford	1904
56	70-14	at Iowa	1957
56	66-10	at Southern Cal	1989
54	54-0	BRIGHAM YOUNG	1937
54	61-7	at Texas	1975
53	53-0	COLORADO STATE	1916
53	63-10	HAWAI'I	2006
52	52-0	at Brigham Young	1986
52	52-0	BOISE STATE	2007
51	54-3	at Oklahoma	2007
50	63-13	at Nebraska	1988
49	70-21	at Fresno State	2001
49	49-0	at Oklahoma	1972
48	58-10	UTAH	2008
48	48-0	UTAH	2006
48	48-0	at Denver	1950
47	47-0	UTAH	1944
46	46-0	at Utah	1916
46	46-0	at Utah	1950
46	49-3	at Arizona	1992
45	45-0	at Oregon State	1904
45	45-0	at Washington	1904
45	48-3	at Wyoming	1968
45	52-7	at Oregon	1990
44	62-18	TCU	1984
44	44-0	BRIGHAM YOUNG	1985
44	56-12	at Nebraska	1987

RUSHING OFFENSE

501	Idaho	1960
470	New Mexico	1960
467	Denver	1960
440	Weber State	2011
439	Pacific	1966
438	Wichita State	1964
428	Hawai'i	1966
427	Montana	1959
398	Pacific	1960
397	Montana State	1962
389	Colorado State	1961
388	Nevada	1999
383	Brigham Young	1961
382	Wichita State	1968
381	San Jose State	2009
359	Long Beach State	1990
358	Kent State	1974
356	Idaho	2008
342	Weber State	1976
340	Pacific	1989
338	Utah	1974
332	New Mexico State	1991
330	Idaho State	1982

RUSHING DEFENSE

-51	Pacific	1980
-35	Pacific	1967
-22	San Diego State	1971
-15	San Jose State	1985
-11	CS Fullerton	1982
-7	New Mexico State	2008
-5	San Diego State	1967
-4	Long Beach State	1985
-4	Hawai'i	1965
-2	Colorado	1998
-2	Wichita State	1967
1	Long Beach State	1986
1	New Mexico State	1985
4	Washington State	1961
10	Idaho State	1982
12	Weber State	1981
15	Pacific	1978
17	Montana State	1961
20	Hawai'i	1966
21	New Mexico State	1991
24	Brigham Young	1960

Quick Facts
Season Preview
The Aggies
Coaching Staff
Opponents
Season Review
RECORDS
University
WAC

INDIVIDUAL GAME BESTS

100-YARD RUSHING GAMES

(Since 1957 in chronological order)

Att-Yds	Player, Class	Opponent	Year
18-133	Overton Curtis, Jr.	Wyoming	1957
17-110	Overton Curtis, Jr.	Colo. St.	1957
10-142	Buddy Allen, Sr.	Idaho	1959
19-158	Tom Larscheid, So.	Mont. St.	1959
14-128	Buddy Allen, Sr.	Hawai'i	1959
16-125	Doug Mayberry, Sr.	Idaho	1960
11-111	Doug Mayberry, Sr.	N. Mexico	1960
9-171	Tom Larscheid, Jr.	Montana	1960
9-129	Tom Larscheid, Jr.	Denver	1960
15-149	Tom Larscheid, Jr.	Idaho	1960
17-128	Tom Larscheid, Jr.	N. Mexico	1960
12-188	Tom Larscheid, Jr.	Pacific	1960
12-107	Tom Larscheid, Sr.	Colo. St.	1961
12-168	Tom Larscheid, Sr.	BYU	1961
10-100	Ray Harward, Jr.	Utah	1961
7-105	Larry Campbell, Jr.	Montana	1963
13-133	Darrell Steele, Jr.	N. Mexico	1963
5-117	Roy Shivers, Jr.	Wichita St.	1964
12-115	Roy Shivers, Jr.	Montana	1964
19-113	Craig Murray, Jr.	N. Mexico	1964
19-109	Roy Shivers, Jr.	Ariz. State	1965
21-103	Roy Shivers, Jr.	S.J. State	1965
19-126	Roy Shivers, Jr.	Idaho	1965
14-120	Roy Shivers, Jr.	Montana	1965
21-180	Roy Shivers, Jr.	BYU	1965
25-152	Roy Shivers, Jr.	Utah	1965
21-116	Craig Murray, Sr.	Utah	1965
15-100	Eric Maughan, Sr.	N.M. State	1966
17-115	Eric Maughan, Sr.	Pacific	1966
8-106	MacArthur Lane, Jr.	Pacific	1966
8-192	MacArthur Lane, Jr.	Hawai'i	1966
12-111	Altie Taylor, So.	Hawai'i	1966
19-125	MacArthur Lane, Sr.	Wichita St.	1967
20-207	MacArthur Lane, Sr.	W. Texas	1967
21-124	Altie Taylor, Jr.	BYU	1967
27-145	Altie Taylor, Jr.	Montana	1967
32-196	Altie Taylor, Sr.	Utah	1968
30-118	Altie Taylor, Sr.	S.D. State	1968
36-135	Altie Taylor, Sr.	W. Texas	1968
14-105	John Strycula, Jr.	Colo. St.	1969
24-114	George Tribble	Army	1969
26-102	John Strycula, Jr.	Utah	1969
19-118	John Strycula, Sr.	N.M. State	1970
28-118	Jerry Hughes, Jr.	UNLV	1971
12-121	Tony Adams, Sr.	Colo. St.	1972
32-161	Jerry Hughes, Sr.	BYU	1972
25-128	Archie Gibson, Sr.	Weber St.	1973
21-135	Archie Gibson, Sr.	BYU	1973
21-169	Archie Gibson, Sr.	W. Texas	1973
13-113	Archie Gibson, Sr.	N.M. State	1973
30-188	L. Giammona, So	Utah	1973
41-183	L. Giammona, Jr.	Wyoming	1974
17-111	Bill Swanson, So.	Colo. St.	1974
45-212	L. Giammona, Jr.	Kent State	1974
33-135	Jerry Cox, Sr.	Kent State	1974
30-125	L. Giammona, Jr.	W. Texas	1974
41-247	L. Giammona, Jr.	Idaho	1974
33-155	L. Giammona, Jr.	So. Miss.	1974
31-207	L. Giammona, Jr.	Utah	1974
29-121	L. Giammona, Jr.	S.D. State	1974
31-114	L. Giammona, Sr.	Utah	1975
26-155	L. Giammona, Sr.	Florida St.	1975
27-108	L. Giammona, Sr.	S.D. State	1975
30-165	L. Giammona, Sr.	W. Texas	1975
32-167	L. Giammona, Sr.	Wyoming	1975
10-101	Jesse Kemp, Jr.	Wyoming	1975
25-110	L. Giammona, Sr.	BYU	1975
40-198	L. Giammona, Sr.	Boise St.	1975
40-242	L. Giammona, Sr.	Colo. St.	1975
24-108	Dan Cox, Sr.	Utah	1976
26-164	Rick Parros, Fr.	Weber St.	1976
28-130	Rick Parros, So.	S.J. State	1977
29-137	Rick Parros, So.	Boise St.	1977
41-181	Rick Parros, So.	Weber St.	1977
36-126	Rick Parros, So.	Wyoming	1977
31-177	Rick Parros, So.	Memphis	1977
25-137	Rick Parros, So.	Idaho St.	1977
29-113	Rick Parros, Jr.	Idaho St.	1978
31-253	Rick Parros, Jr.	Fresno St.	1978
34-112	Rick Parros, Jr.	Utah	1978

30-120	Rick Parros, Sr.	CS Full.	1979
35-208	Rick Parros, Sr.	Weber St.	1979
26-194	Rick Parros, Sr.	Utah	1979
38-168	Rick Parros, Sr.	Fresno St.	1979
19-106	Maurice Turner, So.	CS Full.	1980
5-100	Marvin Jackson, So.	Fresno St.	1980
27-120	Maurice Turner, Jr.	Weber St.	1981
17-124	Marvin Jackson, Sr.	Weber St.	1982
28-126	Marc White, Jr.	L.B. State	1983
22-156	Marc White, Jr.	Utah	1983
13-145	Pondre Davis, So.	TCU	1984
14-144	Richard Gwynn, Jr.	Fresno St.	1984
12-107	Glen Crawford, Jr.	Utah	1985
20-152	Richard Gwynn, Sr.	CS Full.	1985
22-104	Travis Clark, Fr.	N. Mexico	1986
28-166	Brett Payne, Sr.	Pacific	1989
22-131	Demetrius Brown, Sr.	Pacific	1989
34-292	Roger Grant, Jr.	L.B. State	1990
34-197	Roger Grant, Jr.	Fresno St.	1990
28-141	Roger Grant, Jr.	N.M. State	1990
28-162	Roger Grant, Jr.	UNLV	1990
22-150	Roger Grant, Jr.	CS Full.	1990
17-112	Roger Grant, Sr.	Utah	1991
25-114	Roger Grant, Sr.	CS Full.	1991
29-124	Roger Grant, Sr.	L.B. State	1991
28-103	Roger Grant, Sr.	UNLV	1991
31-131	Roger Grant, Sr.	Pacific	1991
25-205	Roger Grant, Sr.	N.M. State	1991
22-157	Abu Wilson, Fr.	N.M. State	1992
26-106	Abu Wilson, Fr.	Pacific	1992
16-112	James Dye, So.	Fresno St.	1993
27-115	Profail Greer, So.	Nevada	1993
29-209	Profail Greer, So.	UNLV	1993
18-104	Profail Greer, So.	La. Tech	1993
21-140	Profail Greer, So.	N.M. State	1993
16-102	Abu Wilson, So.	SW La.	1994
28-159	Abu Wilson, So.	Pacific	1994
22-203	Abu Wilson, So.	N.M. State	1994
37-134	Abu Wilson, Jr.	Ark. St.	1995
21-104	Abu Wilson, Jr.	Boise St.	1995
23-129	Abu Wilson, Jr.	So. Miss.	1995
31-166	Abu Wilson, Jr.	S.J. State	1995
28-203	Abu Wilson, Jr.	No. Illinois	1995
38-190	Abu Wilson, Jr.	N.M. State	1995
29-251	Abu Wilson, Jr.	UNLV	1995
25-103	Abu Wilson, Jr.	Pacific	1995
32-144	Abu Wilson, Sr.	Utah	1996
19-142	Abu Wilson, Sr.	CS North.	1996
23-104	Abu Wilson, Sr.	Texas Tech	1996
24-117	Abu Wilson, Sr.	N.M. State	1996
21-166	Demario Brown, Fr.	Boise St.	1996
27-131	Demario Brown, Fr.	Idaho	1996
25-165	Demario Brown, Fr.	No. Texas	1996
36-153	Demario Brown, So.	Utah	1997
26-142	Melvin Blue, Jr.	Idaho St.	1997
26-101	Melvin Blue, Jr.	Colo. St.	1997
26-124	Demario Brown, So.	N. Mexico	1997
25-131	Demario Brown, So.	Oregon St.	1997
33-224	Melvin Blue, Jr.	Idaho	1997
21-118	Demario Brown, So.	Boise St.	1997
26-157	Demario Brown, So.	Nevada	1997
19-142	Demario Brown, So.	North Texas	1997
22-108	Demario Brown, Jr.	Utah	1998
24-118	John Roberts, Fr.	SHSU	1998
33-204	Demario Brown, Jr.	N.M. State	1998
29-148	Demario Brown, Jr.	Nevada	1998
28-130	Demario Brown, Jr.	No. Texas	1998
16-101	Demario Brown, Sr.	Georgia	1999
21-137	Demario Brown, Sr.	S.F. Austin	1999
25-128	Demario Brown, Sr.	Utah	1999
40-229	Demario Brown, Sr.	Ark. State	1999
18-103	Demario Brown, Sr.	Idaho	1999
33-239	Demario Brown, Sr.	Boise St.	1999
38-253	Demario Brown, Sr.	Nevada	1999
35-159	Demario Brown, Sr.	No. Texas	1999
20-143	Emmett White, Jr.	Texas Tech	2000
22-113	Emmett White, Jr.	Ariz. St.	2000
32-153	Emmett White, Jr.	No. Texas	2000
29-128	Emmett White, Jr.	Idaho	2000
26-202	Emmett White, Jr.	Ark. State	2000
34-322	Emmett White, Jr.	N.M. State	2000
22-108	Emmett White, Sr.	LSU	2001
32-274	Emmett White, Sr.	Wyoming	2001
24-144	Emmett White, Sr.	BYU	2001

25-151	Emmett White, Sr.	Idaho St.	2001
22-117	Emmett White, Sr.	UConn	2001
38-233	Emmett White, Sr.	Weber St.	2001
30-108	Emmett White, Sr.	So. Florida	2001
16-116	David Fiefia, So.	Fresno St.	2001
26-159	James Samuel, Jr.	Troy State	2002
25-142	David Fiefia, Sr.	UL-Monroe	2003
23-101	David Fiefia, Sr.	Mid. Tenn.	2003
21-106	David Fiefia, Sr.	N.M. State	2003
25-131	Chris Forbes, Fr.	N.M. State	2004
25-102	Jerod Walker, Fr.	N.M. State	2005
29-103	Marcus Cross, Jr.	Arkansas	2006
27-127	Marcus Cross, Jr.	BYU	2006
15-123	Robert Turbin, Fr.	Idaho	2008
13-148	Robert Turbin, So.	Utah	2009
13-121	Robert Turbin, So.	Texas A&M	2009
17-104	Robert Turbin, So.	So. Utah	2009
8-100	Michael Smith, Jr.	So. Utah	2009
24-185	Robert Turbin, So.	N.M. State	2009
19-105	Robert Turbin, So.	Fresno St.	2009
22-105	Diondre Borel, Jr.	Fresno St.	2009
24-190	Robert Turbin, So.	San Jose St.	2009
24-124	Robert Turbin, So.	Idaho	2009
19-114	Derrvin Speight, Sr.	N.M. State	2010
27-125	Derrvin Speight, Sr.	San Jose St.	2010
19-147 Kerwynn Williams, So. Boise St. 2010			
18-180	Robert Turbin, Jr.	Weber St.	2011
24-115	Robert Turbin, Jr.	Colorado St.	2011
9-123	Robert Turbin, Jr.	BYU	2011
20-111	Robert Turbin, Jr.	Wyoming	2011
16-145	Robert Turbin, Jr.	Fresno St.	2011
22-128	Robert Turbin, Jr.	San Jose St.	2011
24-208	Robert Turbin, Jr.	Idaho	2011
18-121	Michael Smith, Sr.	N.M. State	2011
12-157	Michael Smith, Sr.	Ohio	2011

100-Yard Rushing Game Leaders

1.	Demario Brown	21
2.	Abu Wilson	17
3.	Louie Giammona	16
4.	Robert Turbin	15
5.	Rick Parros	14

300-YARD PASSING GAMES

(Since 1957 in chronological order)

Yds	C-Att	Player	Opponent	Year
323	25-38	Tony Adams, So.	Kentucky	1970
307	25-48	Tony Adams, Jr.	Utah	1971
389	28-47	Tony Adams, Jr.	Wyoming	1971
406	32-47	Tony Adams, Sr.	Idaho	1972
561	30-43	Tony Adams, Sr.	Utah	1972
315	20-27	Keith Myers, Sr.	Wyoming	1977
342	20-39	Eric Hipple, Jr.	L.B. State	1978
322	22-37	Eric Hipple, Jr.	Miami	1978
364	25-44	Eric Hipple, Sr.	S.J. State	1979
358	29-49	B. Gagliano, Sr.	BYU	1980
366	25-41	B. Gagliano, Sr.	S.J. State	1980
316	19-31	D. Samuels, So.	BYU	1982
326	22-42	Gym Kimball, Sr.	Fresno St.	1984
340	25-48	Brett Stevens, Fr.	Fresno St.	1985
335	22-48	Brent Snyder, Jr.	Fresno St.	1987
323	22-46	Brent Snyder, Jr.	N.M. State	1987
384	30-47	Brent Snyder, Jr.	S.J. State	1987
360	27-42	Brent Snyder, Jr.	Utah	1987
324	29-50	Brent Snyder, Jr.	BYU	1987
349	43-62	Brent Snyder, Sr.	UNLV	1988
328	37-65	Brent Snyder, Sr.	Pacific	1988
412	28-50	Brent Snyder, Sr.	S.J. State	1988
367	25-40	Brent Snyder, Sr.	L.B. State	1988
339	17-24	Brent Snyder, Sr.	N.M. State	1988
348	28-49	Ron Lopez, Jr.	S.J. State	1990
373	23-41	Ron Lopez, Sr.	Nebraska	1991
314	21-44	Ron Lopez, Sr.	Oklahoma	1991
342	23-34	A. Calvillo, Jr.	UNLV	1992
428	28-49	A. Calvillo, Jr.	Nevada	1992
362	29-51	A. Calvillo, Sr.	SW La.	1993
380	21-37	A. Calvillo, Sr.	Utah	1993
315	27-49	A. Calvillo, Sr.	Baylor	1993
336	22-43	A. Calvillo, Sr.	Nevada	1993
472	31-57	A. Calvillo, Sr.	BYU	1993
308	21-44	A. Calvillo, Sr.	La. Tech	1993
315	30-56	Pat Mullins, Sr.	Ark. State	1995
309	23-44	Pat Mullins, Sr.	Boise St.	1995

INDIVIDUAL GAME BESTS

322	20-37	Pat Mullins, Sr.	Nevada	1995
324	21-30	Pat Mullins, Sr.	Pacific	1995
390	22-34	Matt Sauk, Jr.	Okla. St.	1996
322	17-32	Matt Sauk, Jr.	N.M. State	1996
314	19-34	Matt Sauk, Jr.	Nevada	1996
371	23-41	Matt Sauk, Sr.	N.M. State	1997
396	14-28	Matt Sauk, Sr.	Idaho	1997
318	20-36	Matt Sauk, Sr.	No. Texas	1997
338	28-54	Riley Jensen, Sr.	N. Mexico	1998
317	15-31	Riley Jensen, Sr.	SHSU	1998
311	19-42	Jeff Crosbie, So.	BYU	1999
421	19-35	Jo. Fuentes, So.	Idaho	2000
509	25-56	Jo. Fuentes, So.	Boise St.	2000
356	26-46	Jose Fuentes, Jr.	Oregon	2001
437	23-34	Jose Fuentes, Jr.	Weber St.	2001
333	24-44	Jose Fuentes, Jr.	So. Fla.	2001
330	26-41	Jose Fuentes, Sr.	Idaho St.	2002
331	24-53	Jose Fuentes, Sr.	BYU	2002
340	16-34	Jose Fuentes, Sr.	N. Mexico	2002
368	26-49	Jose Fuentes, Sr.	UL-Monroe	2002
426	31-53	Jose Fuentes, Sr.	Mid. Tenn.	2002
308	26-53	Travis Cox, Jr.	Arizona St.	2003
301	22-34	Travis Cox, Jr.	Mid. Tenn.	2003
322	30-45	Travis Cox, Jr.	Idaho	2003
372	27-44	L. Jackson III, So.	La. Tech	2005
334	24-47	D. Borel, Jr.	Texas A&M	2009
316	15-21	D. Borel, Jr.	So. Utah	2009
353	25-42	D. Borel, Jr.	Nevada	2009
344	25-38	D. Borel, Jr.	Hawai'i	2009
369	18-29	D. Borel, Jr.	Idaho	2009
341	17-36	D. Borel, Sr.	Oklahoma	2010
399	24-38	D. Borel, Sr.	Nevada	2010

300-Yard Passing Game Leaders

1.	Jose Fuentes	10
1.	Brent Snyder	10
3.	Anthony Calvillo	8
4.	Diondre Borel	7
5.	Matt Sauk	6

100-YARD RECEIVING GAMES

(Since 1957 in chronological order)

#-Yds	Player	Opponent	Year
4-104	Gary Kapp, Jr.	Iowa	1957
6-105	Gary Kapp, Jr.	Colo. St.	1957
8-101	Gary Kapp, Jr.	Denver	1957
3-172	Tom Larscheid, So.	Hawai'i	1959
4-111	Tom Larscheid, Sr.	Mont. St.	1961
3-121	Dave Clark, So.	Montana	1964
6-101	Dave Clark, Jr.	Montana	1965
4-124	Dave Clark, Jr.	Colo. St.	1965
5-100	Dave Clark, Jr.	Utah	1965
11-120	Dave Clark, Sr.	N.M. State	1966
8-127	Mike O'Shea, Jr.	W. Texas	1967
6-116	Garth Hall, Sr.	S.D. State	1967
7-134	Mike O'Shea, Sr.	Utah	1968
5-128	Mike O'Shea, Sr.	N.M. State	1968
5-129	Mike O'Shea, Sr.	Montana	1968
10-158	Mike O'Shea, Sr.	Wyoming	1968
5-115	Mike O'Shea, Sr.	Pacific	1968
6-146	Mike O'Shea, Sr.	S.D. State	1968
6-114	Mike O'Shea, Sr.	Wichita St.	1968
6-139	Wesley Garnett, Jr.	Colo. St.	1969
4-110	Paul Reuter, Jr.	Colo. St.	1969
11-154	Bob Wicks, Jr.	Kentucky	1970
13-211	Bob Wicks, Sr.	Idaho	1971
3-108	Craig Clark, So.	UNLV	1971
7-108	Bob Wicks, Sr.	Colo. St.	1971
12-144	Tom Forzani, Jr.	Wyoming	1971
8-101	Bob Wicks, Sr.	Wyoming	1971
13-162	Tom Forzani, Jr.	Utah	1971
15-193	Tom Forzani, Sr.	Idaho	1972
6-131	Tom Forzani, Sr.	Colo. St.	1972
7-124	Tom Forzani, Sr.	BYU	1972
9-145	Tom Forzani, Sr.	Weber St.	1972
8-224	Craig Clark, Jr.	Utah	1972
5-132	Jerry Hughes, Sr.	Utah	1972
5-127	Cory Coles, Sr.	W. Texas	1975
4-137	Greg Daly, Jr.	Boise St.	1975
7-112	Cory Coles, Sr.	BYU	1976
5-119	Ron Cassidy, Jr.	Idaho St.	1977
7-104	Jimmy Bryant, Sr.	Colo. St.	1978
6-125	Jimmy Bryant, Sr.	Fresno St.	1978

6-106	Ron Cassidy, Sr.	Pacific	1978
6-133	Jimmy Bryant, Sr.	L.B. State	1978
7-112	James Murphy, Jr.	Weber St.	1979
2-105	Fred Fernandez, Fr.	Arizona St.	1979
7-138	James Murphy, Jr.	BYU	1979
12-198	James Murphy, Jr.	Pacific	1979
5-115	Ken Thompson, Jr.	Pacific	1979
10-215	James Murphy, Jr.	L.B. State	1979
9-184	Ken Thompson, Jr.	Utah	1979
7-150	Ken Thompson, Jr.	S.J. State	1979
9-183	James Murphy, Sr.	Texas	1980
6-111	Ken Thompson, Sr.	Idaho St.	1980
8-133	James Murphy, Sr.	Weber St.	1980
8-177	James Murphy, Sr.	L.B. State	1980
4-114	Ken Thompson, Sr.	L.B. State	1980
6-135	Ken Thompson, Sr.	S.J. State	1980
9-129	James Murphy, Sr.	S.J. State	1980
4-114	Nate Jones, Jr.	CS Full.	1981
4-136	Eric McPherson, Jr.	TCU	1981
6-109	Eric McPherson, Jr.	Pacific	1982
6-102	James Samuels, So.	S.J. State	1982
5-115	Lockett	L.B. State	1983
9-149	Mickey Bell, Sr.	S.J. State	1985
4-142	Kendal Smith, Fr.	Fresno St.	1985
7-124	Kendal Smith, So.	S.J. State	1986
9-126	Petey Maiden, Sr.	L.B. State	1987
8-114	Kendal Smith, Jr.	L.B. State	1987
10-147	Kendal Smith, Jr.	N.M. State	1987
8-139	Kendal Smith, Jr.	S.J. State	1987
7-142	Kendal Smith, Jr.	Utah	1987
7-115	Patrick Newman, Jr.	Utah	1987
8-101	Kendal Smith, Jr.	BYU	1987
8-101	Kendal Smith, Jr.	Nebraska	1987
7-101	Kendal Smith, Sr.	Fresno St.	1988
8-151	Kendal Smith, Sr.	UNLV	1988
7-148	Kendal Smith, Sr.	Pacific	1988
10-208	Kendal Smith, Sr.	S.J. State	1988
7-124	Kendal Smith, Sr.	L.B. State	1988
7-120	Patrick Newman, Jr.	L.B. State	1988
3-146	Kendal Smith, Sr.	N.M. State	1988
4-110	Patrick Newman, Jr.	Missouri	1988
8-108	Kendal Smith, Sr.	Nebraska	1988
7-116	Patrick Newman, Sr.	Pacific	1989
5-103	Patrick Newman, Sr.	USC	1989
8-108	Patrick Newman, Sr.	CS Full.	1989
10-149	Rod Moore, Jr.	S.J. State	1990
7-109	Tracey Jenkins, Jr.	S.J. State	1990
6-114	Tracey Jenkins, Jr.	CS Full.	1990
5-123	Rod Moore, Jr.	BYU	1990
12-220	Rod Moore, Sr.	Nebraska	1991
8-132	Tracey Jenkins	Oklahoma	1991
7-118	Rod Moore, Sr.	Oklahoma	1991
6-101	Tracey Jenkins, Sr.	S.J. State	1991
7-107	Rod Moore, Sr.	BYU	1991
9-118	Tracey Jenkins, Sr.	Utah	1992
7-100	Tracey Jenkins, Sr.	N.M. State	1992
5-131	Jim Ray, Jr.	CS Full.	1992
5-113	Aub. Thompson, Sr.	SW La.	1993
12-207	Cotie McMahon, Sr.	Utah	1993
7-116	Mike Lee, Sr.	Bayor	1993
9-110	Mike Lee, Sr.	LSU	1993
5-120	Cotie McMahon, Sr.	Nevada	1993
12-122	Aub. Thompson, Sr.	BYU	1993
4-128	Cotie McMahon, Sr.	La. Tech	1994
5-157	Kevin Alexander, Jr.	UNLV	1994
8-197	Shawn Turner, So.	E. Wash.	1994
14-183	Kevin Alexander, Sr.	Ark. State	1995
5-105	Kevin Alexander, Sr.	S.J. State	1995
8-114	Kevin Alexander, Sr.	Colo. St.	1995
14-205	Kevin Alexander, Sr.	N.M. State	1995
13-236	Kevin Alexander, Sr.	Nevada	1995
11-107	Kevin Alexander, Sr.	UNLV	1995
9-243	Kevin Alexander, Sr.	Pacific	1995
4-122	Steve Smith, Jr.	CS North.	1996
6-112	Nakia Jenkins, Jr.	CS North.	1996
6-100	Shawn Turner, Sr.	CS North.	1996
10-143	Nakia Jenkins, Jr.	So. Miss.	1996
4-100	Nakia Jenkins, Jr.	Okla. St.	1996
8-114	Nakia Jenkins, Jr.	Texas Tech	1996
6-109	Steve Smith, Jr.	Texas Tech	1996
8-178	Nakia Jenkins, Jr.	N.M. State	1996
5-144	Shawn Turner, Sr.	N.M. State	1996
9-150	Nakia Jenkins, Jr.	Boise St.	1996
10-159	Nakia Jenkins, Jr.	Idaho	1996

8-140	Nakia Jenkins, Jr.	No. Texas	1996
7-140	Nakia Jenkins, Jr.	Nevada	1996
13-153	Nakia Jenkins, Sr.	Idaho St.	1997
9-194	Nakia Jenkins, Sr.	BYU	1997
10-158	Nakia Jenkins, Sr.	N.M. State	1997
4-183	Steve Smith, Sr.	Idaho	1997
5-117	Steve Smith, Sr.	Boise St.	1997
4-136	Steve Smith, Sr.	Cincinnati	1997
5-210	Robert Scott, Sr.	SHSU	1998
4-101	Aaron Jones, So.	Boise St.	1998
10-105	Aaron Jones, Jr.	Georgia	1999
11-188	Aaron Jones, Jr.	S.F. Austin	1999
10-195	Aaron Jones, Jr.	BYU	1999
5-127	Aaron Jones, Sr.	So. Utah	2000
6-103	Aaron Jones, Sr.	Utah	2000
8-233	Aaron Jones, Sr.	Idaho	2000
7-134	Emmett White, Jr.	N.M. State	2000
10-297	Aaron Jones, Sr.	Boise St.	2000
11-171	Kevin Curtis, Jr.	Utah	2001
12-100	Kevin Curtis, Jr.	LSU	2001
9-119	Kevin Curtis, Jr.	Wyoming	2001
10-166	Kevin Curtis, Jr.	Oregon	2001
11-129	Kevin Curtis, Jr.	BYU	2001
6-107	Kevin Curtis, Jr.	Idaho St.	2001
10-252	Kevin Curtis, Jr.	Weber St.	2001
5-127	Gary Coleman, Jr.	Weber St.	2001
11-221	Kevin Curtis, Jr.	So. Florida	2001
7-110	Kevin Curtis, Jr.	Fresno St.	2001
6-102	Kevin Curtis, Sr.	Nebraska	2002
5-147	Kevin Curtis, Sr.	Idaho St.	2002
10-117	Kevin Curtis, Sr.	Boise St.	2002
6-180	Kevin Curtis, Sr.	N. Mexico	2002
6-114	Kevin Curtis, Sr.	UL-Monroe	2002
7-111	Kevin Curtis, Sr.	N.M. State	2002
7-134	Chris Cooley, Jr.	Troy State	2002
13-177	Kevin Curtis, Sr.	Mid. Tenn.	2002
5-105	Chris Cooley, Jr.	Mid. Tenn.	2002
5-113	Chris Stallworth, Sr.	Utah	2003
6-111	Kenny Coleman, Sr.	N.M. State	2003
10-125	Chris Cooley, Sr.	Idaho	2003
5-106	Kevin Robinson, Fr.	Idaho	2004
4-119	Tony Pennyman, So.	UNLV	2004
8-117	Tony Pennyman, So.	No. Texas	2004
7-114	Tony Pennyman, So.	UL-Monroe	2004
5-116	Kevin Robinson, Fr.	Ark. St.	2004
9-131	Kevin Robinson, So.	La. Tech	2005
7-116	Kevin Robinson, So.	Nevada	2005
4-101	Kevin Robinson, Jr.	N.M. State	2006
6-141	Kevin Robinson, Jr.	La. Tech	2006
4-117	Rob Myers, Jr.	N.M. State	2007
6-126	Stanley Morrison, So.	Texas A&M	2009
4-116	Robert Turbin, So.	So. Utah	2009
4-140	Nnamdi Gwacham, Sr.	Nevada	2009
5-121	Kellen Bartlett, Jr.	Nevada	2010
2-105	Stanley Morrison, Sr.	Hawai'i	2011

100-Yard Receiving Game Leaders

1.	Kevin Curtis	16
2.	Kendal Smith	15
3.	Nakia Jenkins	12
4.	James Murphy	8
4.	Mike O'Shea	8
4.	Aaron Jones	8

Bold = 2012 returners



Nakia Jenkins (#1) recorded 12 100-yard receiving games during his Utah State career.

LEADERS BY CLASS

SEASON BESTS

RUSHING YARDS

Senior	Year	Yards
1. Demario Brown	1999	1536
2. Louie Giammona	1975	1454
3. Emmett White	2001	1361

Junior	Year	Yards
1. Louie Giammona	1974	1534
2. Robert Turbin	2011	1517
3. Abu Wilson	1995	1476

Sophomore	Year	Yards
1. Rick Parros	1977	1135
2. Profail Greer	1993	947
3. Abu Wilson	1994	822

Freshman	Year	Yards
1. Abu Wilson	1992	795
2. Demario Brown	1996	700
3. Derrvin Speight	2007	504

PASSING YARDS

Senior	Year	Yards
1. Jose Fuentes	2002	3268
2. Brent Snyder	1988	3218
3. Anthony Calvillo	1993	3148

Junior	Year	Yards
1. Jose Fuentes	2001	3100
2. Brent Snyder	1987	2887
3. Diondre Borel	2009	2885

Sophomore	Year	Yards
1. Jose Fuentes	2000	2709
2. Jeff Crosbie	1999	2007
3. Kirk Johnson	1989	1862

Freshman	Year	Yards
1. Chuckie Keeton	2011	1200
2. Doug Samuels	1981	1127
3. Jeff Crosbie	1998	1111

RECEIVING YARDS

Senior	Year	Yards
1. Kevin Alexander	1995	1400
2. Kevin Curtis	2002	1258
3. Kendal Smith	1988	1196

Junior	Year	Yards
1. Kevin Curtis	2001	1531
2. Nakia Jenkins	1996	1397
3. James Murphy	1979	1067

Sophomore	Year	Yards
1. Pat Newman	1987	665
2. Kevin Robinson	2005	661
3. Stanley Morrison	2009	616

Freshman	Year	Yards
1. Kevin Robinson	2004	602
2. David Fiefa	2000	344
3. Stanley Morrison	2008	291

SINGLE-GAME BESTS

RUSHING YARDS

Senior	Opponent	Yards
1. Emmett White	Wyoming, 2001	274
2. Demario Brown	Nevada, 1999	253
3. Jay Van Noy	Arizona State, 1948	242

Junior	Opponent	Yards
1. Emmett White	N.M. State, 2000	322
2. Roger Grant	L.B. State, 1990	292
3. Rick Parros	Fresno State, 1978	252

Sophomore	Opponent	Yards
1. Profail Greer	UNLV, 1993	209
2. Abu Wilson	N.M. State, 1994	203
3. Robert Turbin	San Jose St., 2009	190

Freshman	Opponent	Yards
1. Demario Brown	Boise State, 1996	166
2. Demario Brown	North Texas, 1996	165
3. Rick Parros	Weber State, 1976	164

PASSING YARDS

Senior	Opponent	Yards
1. Tony Adams	Utah, 1972	561
2. Anthony Calvillo	BYU, 1993	472
3. Jose Fuentes	Mid. Tenn., 2002	426

Junior	Opponent	Yards
1. Jose Fuentes	Weber St., 2001	437
2. Anthony Calvillo	Nevada, 1992	428
3. Matt Sauk	Okla. St., 1996	390

Sophomore	Opponent	Yards
1. Jose Fuentes	Boise State, 2000	509
2. Jose Fuentes	Idaho, 2000	421
3. Leon Jackson III	La. Tech, 2005	372

Freshman	Opponent	Yards
None with at least 300 yards		

RECEIVING YARDS

Senior	Opponent	Yards
1. Aaron Jones	Boise State, 2000	297
2. Kevin Alexander	Pacific, 1995	243
3. Kevin Alexander	Nevada, 1995	236

Junior	Opponent	Yards
1. Kevin Curtis	Weber St., 2001	252
2. Craig Clark	Utah, 1972	224
3. Kevin Curtis	So. Florida, 2001	221

Sophomore	Opponent	Yards
1. Shawn Turner	E. Wash., 1994	197
2. Tom Larscheid	Hawai'i, 1959	172
3. Kevin Robinson	La. Tech, 2005	131

Freshman	Opponent	Yards
1. Kendal Smith	Fresno State, 1985	142
2. Kevin Robinson	Arkansas St., 2004	116
3. Kevin Robinson	Idaho, 2004	106



Rick Parros



Jose Fuentes



Kevin Alexander

Quick Facts

Season Preview

The Aggies

Coaching Staff

Opponents

Season Review

RECORDS

University

MAC

YEAR-BY-YEAR LEADERS

RUSHING

Year	Name, Class	No.	Yds.	Avg.	TD
1956	Jack Hill, Sr.	140	920	6.6	14
1957	Overton Curtis, Jr.	146	616	4.2	8
1958	Buddy Allen, Jr.	88	509	5.7	3
1959	Buddy Allen, Sr.	79	553	7.0	7
1960	Tom Larscheid, Jr.	124	1044	8.4	13
1961	Tom Larscheid, Sr.	121	773	6.3	11
1962	Roger Leonard, Sr.	66	349	5.2	7
1963	Larry Campbell, Jr.	82	585	7.1	8
1964	Craig Murray, Jr.	85	455	5.4	7
1965	Roy Shivers, Jr.	189	1138	6.0	14
1966	Eric Maughan, Sr.	117	574	4.9	5
1967	Altie Taylor, Jr.	159	717	4.5	3
1968	Altie Taylor, Sr.	203	929	4.6	8
1969	George Tribble	124	469	3.8	1
1970	John Strycula, Jr.	157	644	4.1	3
1971	Ed Giles, Sr.	128	510	4.0	3
1972	Jerry Hughes, Sr.	171	679	3.9	5
1973	Archie Gibson, Sr.	216	1150	5.3	3
1974	Louie Giammona, Jr.	329	1534	4.7	8
1975	Louie Giammona, Sr.	303	1454	4.8	11
1976	Dan Cox, Sr.	123	410	3.3	1
1977	Rick Parros, So.	261	1135	4.3	4
1978	Rick Parros, Jr.	221	966	4.3	7
1979	Rick Parros, Sr.	259	1236	4.8	15
1980	Marvin Jackson, So.	76	418	5.5	4
1981	Maurice Turner, Jr.	163	641	3.9	6
1982	Maurice Turner, Sr.	121	485	4.0	0
1983	Marc White, Jr.	159	672	4.2	4
1984	Marc White, Sr.	96	431	4.5	5
1985	Glen Crawford, Jr.	105	495	4.7	1
1986	Demetrius Brown, Fr.	97	289	3.0	0
1987	Brett Payne, So.	77	412	5.4	2
1988	Timo Tagaloa, Sr.	91	330	3.6	0
1989	Demetrius Brown, Sr.	171	615	3.6	3
1990	Roger Grant, Jr.	266	1370	5.2	8
1991	Roger Grant, Sr.	218	1017	4.7	4
1992	Abu Wilson, Fr.	164	795	4.8	5
1993	Profail Greer, So.	190	947	5.0	10
1994	Abu Wilson, So.	158	822	5.2	4
1995	Abu Wilson, Jr.	275	1476	5.4	15
1996	Abu Wilson, Sr.	195	840	4.3	16
1997	Demario Brown, So.	184	971	5.3	10
1998	Demario Brown, Jr.	210	846	4.0	5
1999	Demario Brown, Sr.	279	1536	5.5	14
2000	Emmett White, Jr.	242	1322	5.5	13
2001	Emmett White, Sr.	250	1361	5.4	13
2002	James Samuel, Jr.	120	633	5.3	7
2003	David Fiefa, Sr.	206	967	4.7	7
2004	Chris Forbes, Fr.	108	396	3.7	3
2005	Ryan Bohm, Fr.	92	340	3.7	4
2006	Marcus Cross, Jr.	176	650	3.7	3
2007	Dervin Speight, Fr.	129	504	3.9	3
2008	Diondre Borel, So.	179	855	3.5	5
2009	Robert Turbin, So.	207	1296	6.3	13
2010	Dervin Speight, Sr.	189	806	4.1	8
2011	Robert Turbin, Jr.	249	1517	6.1	19

PASSING

Year	Name, Class	Aff.	Com.	Pct.	Yds.	TD
1956	Bob Winters, Jr.	130	65	.500	943	4
1957	Bob Winters, Sr.	179	92	.514	1139	7
1958	Rick Dobbins, So.	95	39	.411	539	3
1959	Mel Montalbo, So.	66	29	.439	543	5
1960	Dolph Camilli, Jr.	35	15	.428	281	4
1961	Mel Montalbo, Sr.	46	23	.500	478	7
1962	Jim Turner, Sr.	56	30	.536	414	2
1963	Bill Munson, Sr.	201	120	.592	1699	12
1964	Ron Edwards, So.	105	50	.476	798	9
1965	Ron Edwards, Jr.	160	86	.538	1095	12
1966	John Pappas, So.	97	38	.392	535	2
1967	John Pappas, Jr.	205	106	.517	1424	12
1968	John Pappas, Sr.	203	98	.483	1647	16
1969	Dave Holman	226	110	.487	1511	8
1970	Tony Adams, So.	232	108	.465	1394	16
1971	Tony Adams, Jr.	284	144	.570	2035	14
1972	Tony Adams, Sr.	351	204	.581	2797	22
1973	Tom Wilson, Jr.	159	80	.503	1177	6
1974	Bill Swanson, So.	99	44	.444	614	2
1975	Greg Van Ness, Jr.	166	82	.494	1281	8
1976	Keith Myers, Jr.	145	82	.566	1042	8
1977	Eric Hipple, So.	173	91	.526	1301	10
1978	Eric Hipple, Jr.	287	150	.522	2088	9
1979	Eric Hipple, Sr.	239	144	.603	1924	13
1980	Bob Gagliano, Sr.	345	184	.533	2365	20
1981	Doug Samuels, Fr.	168	78	.464	1127	7
1982	Doug Samuels, So.	265	135	.509	1764	12

Year	Name, Class	Aff.	Com.	Pct.	Yds.	TD
1983	Chico Canales, Sr.	214	117	.547	1343	7
1984	Gym Kimball, Sr.	308	152	.494	1913	7
1985	Brett Stevens, Fr.	151	75	.497	909	6
1986	Tom Ponich, Sr.	259	107	.413	1230	7
1987	Brent Snyder, Jr.	427	226	.529	2887	20
1988	Brent Snyder, Sr.	447	246	.550	3218	19
1989	Kirk Johnson, So.	286	127	.444	1862	8
1990	Ron Lopez, Jr.	260	138	.531	1961	14
1991	Ron Lopez, Sr.	314	153	.487	2221	17
1992	Anthony Calvillo, Jr.	360	201	.558	2494	16
1993	Anthony Calvillo, Sr.	469	247	.527	3148	19
1994	Matt Wells, So.	311	153	.492	1812	11
1995	Patrick Mullins, Sr.	383	209	.546	2774	12
1996	Matt Sauk, Jr.	286	154	.538	2489	8
1997	Matt Sauk, Sr.	378	190	.503	2896	16
1998	Riley Jensen, Sr.	194	93	.479	1231	8
1999	Jeff Crosbie, So.	361	169	.468	2007	10
2000	Jose Fuentes, So.	368	194	.527	2709	16
2001	Jose Fuentes, Jr.	437	260	.595	3100	24
2002	Jose Fuentes, Sr.	454	246	.542	3268	20
2003	Travis Cox, Jr.	415	235	.566	2791	18
2004	Travis Cox, Sr.	306	179	.585	1908	10
2005	Leon Jackson III, So.	229	132	.576	1547	8
2006	Riley Nelson, Fr.	139	77	.554	925	6
2007	Leon Jackson III, Sr.	231	151	.654	1576	9
2008	Diondre Borel, So.	242	136	.562	1705	11
2009	Diondre Borel, Jr.	376	214	.585	2885	17
2010	Diondre Borel, Sr.	314	167	.532	2108	8
2011	Chuckie Keeton, Fr.	174	106	60.9	1200	11

RECEIVING

Year	Name, Class	No.	Yds.	Avg.	TD
1956	John Whatcott, Sr.	23	400	17.4	3
1957	Gary Kapp, Jr.	45	635	14.1	4
1958	Jerry Pelovsky, Jr.	17	243	14.3	1
1959	Tom Larscheid, So.	8	258	32.2	5
1960	Doug Mayberry, Sr.	6	74	12.3	3
1961	Tom Larscheid, Sr.	10	178	17.8	2
1962	John Matthews, So.	13	223	17.1	1
1963	John Matthews, Jr.	16	212	13.2	0
1964	Jack Hannum, Sr.	18	296	16.4	3
1965	Dave Clark, Jr.	35	579	16.5	7
1966	Dave Clark, Sr.	20	251	12.5	1
1967	Mike O'Shea, Jr.	41	599	14.6	4
1968	Mike O'Shea, Sr.	56	1077	19.2	11
1969	Paul Reuter, Jr.	22	261	11.9	2
1970	Bob Wicks, Jr.	47	642	13.7	3
1971	Bob Wicks, Sr.	58	862	14.8	5
1972	Tom Forzani, Sr.	85	1169	13.7	8
1973	Craig Clark, Sr.	27	495	18.3	5
1974	Kory Coles, So.	16	225	15.9	2
1975	Paul Tippets, Jr.	24	360	15.0	1
1976	Greg Daly, Sr.	37	498	13.5	4
1977	Jimmy Bryant, Jr.	41	561	13.7	6
1978	Jimmy Bryant, Sr.	48	696	14.5	3
1979	James Murphy, Jr.	63	1067	16.9	6
1980	James Murphy, Sr.	66	996	15.1	10
1981	Eric McPherson, Jr.	31	566	18.3	6
1982	James Samuels, So.	30	462	15.5	4
1983	Andre Bynum, Sr.	31	239	7.4	1
1984	Mickey Bell, Jr.	29	439	15.1	3
1985	Derek McPherson, Sr.	25	331	13.2	2
1986	Kendal Smith, So.	25	474	18.9	7
1987	Kendal Smith, Jr.	67	1048	15.6	7
1988	Kendal Smith, Sr.	65	1196	18.4	11
1989	Patrick Newman, Sr.	45	791	17.6	4
1990	Tracey Jenkins, Jr.	52	842	16.2	14
1991	Rod Moore, Sr.	60	944	15.7	10
1992	Greg Watts, Sr.	42	448	10.7	1
1993	Mike Lee, Sr.	70	715	10.2	5
1994	Shawn Turner, So.	43	563	13.1	2
1995	Kevin Alexander, Sr.	92	1400	15.2	6
1996	Nakia Jenkins, Jr.	82	1397	17.0	8
1997	Nakia Jenkins, Sr.	73	1086	14.9	6
1998	Robert Scott, Sr.	55	808	14.7	6
1999	Aaron Jones, Jr.	54	653	12.1	4
2000	Aaron Jones, Sr.	63	1159	18.4	11
2001	Kevin Curtis, Jr.	100	1531	15.3	10
2002	Kevin Curtis, Sr.	74	1258	17.0	9
2003	Chris Cooley, Sr.	62	732	11.8	6
2004	Kevin Robinson, Fr.	44	602	13.7	3
2005	Tony Pennyman, Jr.	63	741	11.8	5
2006	Kevin Robinson, Jr.	36	582	16.2	5
2007	Kevin Robinson, Sr.	55	640	11.6	5
2008	Otis Nelson, Sr.	37	455	12.3	4
2009	Stanley Morrison, So.	33	616	18.7	3
2010	Dontel Watkins, So.	42	492	11.7	4
2011	Matt Austin, Jr.	34	465	13.7	6

YEAR-BY-YEAR LEADERS

SCORING

Year	Name, Class	TD	PAT	FG	PTS
1956	Jack Hill, Sr.	15	15		105
1957	Overton Curtis, Jr.	9	6	1	63
1958	Buddy Allen, Jr.	4	1*		26
1959	Tom Larscheid, So.	10			60
1960	Tom Larscheid, Jr.	15	1*		92
1961	Tom Larscheid, Sr.	15	3*		96
1962	Jim Turner, Sr.	6	25	3	70
1963	Darell Steele, Jr.	8	2*		52
1964	Craig Murray, Jr.	7			42
1965	Roy Shivers, Jr.	16			96
1966	Eric Maughan, Sr.	5	1		31
1967	Jim Murphy, Sr.		19	8	43
1968	Altie Taylor, Sr.	12			72
1969	Jess Garcia		13	5	28
1970	John Strycula, Jr.	7	3*		48
1971	Jerry Hughes, Jr.	10			60
1972	Mickey Doyle, Sr.	1	33	10	69
1973	Jerry Cox, Jr.	10			60
1974	Al Knapp, Sr.		19	16	67
1975	Louie Giammona, Sr.	11			66
1976	Tom Mayes, Sr.		14	8	38
1977	Jimmy Bryant, Jr.	7			42
1978	Steve Steinke, So.		25	18	79
1979	Rick Parros, Sr.	15			90
1980	James Murphy, Jr.	10	1*		62
1981	Eric McPherson, Jr.	6			36
	Maurice Turner, Jr.	6			36
1982	Willie Beecher, So.		20	10	50
1983	Willie Beecher, Jr.		18	11	51
1984	Marc White, Sr.	8			48
1985	Dene Garner, So.		15	16	63
1986	Kendal Smith, So.	7			42
1987	Dene Garner, Sr.		19	12	55
1988	Kendal Smith, Sr.	12			72
1989	Russ Moody, Sr.		20	9	47
1990	Tracey Jenkins, Jr.	14			84
1991	Rod Moore, Sr.	10			60
1992	Sean Jones, Sr.		28	18	82
1993	Nathan Morreale, Fr.		33	19	90
1994	Micah Knorr, So.		18	15	63
1995	Abu Wilson, Jr.	15			90
1996	Abu Wilson, Sr.	16			96
1997	Demario Brown, So.	11			66
	Brad Bohn, Fr.		39	9	66
	Brad Bohn, So.		17	24	89
1999	Demario Brown, Sr.	15			90
2000	Emmett White, Jr.	15			90
2001	Emmett White, Sr.	16	1*		98
2002	Dane Kidman, Sr.		33	14	75
2003	David Fiefla, Sr.	8	1*		50
2004	Kevin Robinson, Fr.	6			36
2005	Kevin Robinson, So.	10			60
2006	Kevin Robinson, Jr.	5	1*		32
2007	Peter Caldwell, Fr.		25	13	64
2008	Peter Caldwell, So.		32	10	62
2009	Robert Turbin, So.	18	1*		110
2010	Peter Caldwell, Sr.		28	10	58
2011	Robert Turbin, Jr.	23			138

*Two-Point Conversions

TACKLES

Year	Name, Class	Solo	Assists	Total
1967	Bill Staley, Sr.	99	33	132
1968	Dana Schulz	22	109	131
1969	Eugene Carrillo	33	64	97
1970	Bill Dunstan, Sr.	45	74	119
	Mike Jones, Jr.	43	76	119
1971	Tom Murphy, Sr.	35	46	81
1972	Kent Baer, Sr.	34	80	114
1973	Brian Longuevan, So.	24	56	80
1974	Brian Longuevan, Jr.	58	80	138
1975	Al Bettman, Sr.	48	92	140
1976	Del Bunselmeir, Jr.	29	61	90
1977	Dan Elder, Sr.	14	94	108
1978	Rulon Jones, Jr.	26	78	104
1979	Elwood Threlfall, Sr.	9	84	93
1980	David Bluford, So.	7	89	96
1981	Pat McKenna, Jr.	50	74	124
1982	Pat McKenna, Sr.	40	51	91
1983	Aaron Smith, Sr.	55	76	131
1984	James Jenkins, So.	40	73	113
1985	Al Smith, Jr.	57	81	138
1986	Al Smith, Sr.	69	97	166
1987	Donald Miller, Jr.	56	82	138

Year	Name, Class	Solo	Assists	Total
1988	Del Lyles, Fr.	53	70	123
1989	Kevin Bouwman, Jr.	40	74	114
1990	Del Lyles, Jr.	40	54	94
1991	Del Lyles, Sr.	55	70	125
1992	Jermaine Younger, Jr.	76	45	121
1993	Jermaine Younger, Sr.	54	54	108
1994	David Gill, So.	55	34	89
1995	David Gill, Jr.	65	103	168
1996	David Gill, Sr.	75	75	150
1997	Tony D'Amato, Jr.	75	49	124
1998	Tony D'Amato, Sr.	77	93	170
1999	Brent Passey, Jr.	75	67	142
2000	Brent Passey, Sr.	66	53	119
2001	Jesse Busta, Jr.	42	58	100
2002	Jesse Busta, Sr.	64	71	135
2003	Robert Watts, Jr.	49	69	118
2004	Robert Watts, Sr.	23	51	74
2005	Jake Hutton, Fr.	38	49	87
2006	Antonio Taylor, Jr.	43	31	74
2007	Jake Hutton, Jr.	58	44	102
2008	Jake Hutton, Sr.	50	60	110
2009	Bobby Wagner, So.	53	62	115
2010	Bobby Wagner, Jr.	61	72	133
2011	Bobby Wagner, Sr.	67	80	147

INTERCEPTIONS

Year	Name, Class	No.	Yds.	TD
1959	Mel Montalbo, So.	2	54	0
1960	Tom Larscheid, Jr.	3	25	0
1961	Terry Cogaanan, Jr.	4	30	0
1962	Steve Shafer, Sr.	6	82	0
1963	Bob Umemura, Jr.	4	63	0
1964	James Mackbee, Jr.	4	82	2
1965	Henry King, Jr.	7	193	1
1966	Henry King, Sr.	11	180	2
1967	Chuck Myrick, Jr.	5	69	0
1968	Chuck Detwiler, Sr.	6	56	0
1969	Tyrone Couey	4	36	0
1970	Wendell Brooks, Jr.	4	100	0
1971	Wendell Brooks, Sr.	6	77	0
1972	Phil Shelley, Sr.	4	119	0
1973	Robert Fuhriman, Sr.	8	125	1
1974	Pete Lavarato, Sr.	5	52	0
1975	Steve Coleman, Jr.	3	33	0
1976	John Dodge, Sr.	3	75	1
1977	Ron McCloud, Jr.	5	46	0
1978	Donnie Henderson, Jr.	3	27	0
1979	Donnie Henderson, Sr.	3	45	0
1980	Kevin Brady, Jr.	5	109	1
1981	Larry Hogue, Sr.	5	15	0
1982	Patrick Allen, Jr.	5	1	0
1983	Ferrante Grantham, Sr.	3	40	0
1984	Dale Ephriam, Sr.	4	0	0
1985	Ed Berry, Sr.	3	37	0
1986	Darrin Long, Jr.	6	71	0
1987	Tony Brown, Sr.	3	12	0
1988	Travis Clark, Jr.	5	28	0
1989	Travis Clark, Sr.	4	21	0
1990	Damon Smith, Fr.	5	9	0
1991	Ron Edwards, Sr.	7	146	2
1992	Donald Toomer, So.	6	21	0
1993	Damon Smith, Sr.	5	5	0
1994	Paul Gustafson, Sr.	5	8	0
	Donald Toomer, Sr.	5	5	0
1995	Craig Miller, Fr.	4	122	1
	Spencer Waggoner, Jr.	4	71	0
1996	Dwayne Nelson, Sr.	4	5	0
1997	Johndale Carty, Jr.	6	39	0
1998	Tony Walker, Fr.	2	33	0
1999	Four with	2		
2000	Four with	2		
2001	Nathan Barber, Sr.	4	38	0
2002	Seven with	1		
2003	Terrance Washington, Fr.	5	61	0
2004	Cornelius Lamb, Jr.	3	62	0
2005	Jarrett Bush, Sr.	2	0	0
	Terrance Washington, Jr.	2	3	0
2006	Caleb Taylor, So.	2	10	0
2007	James Brindley, So.	3	96	0
	Roy Hurst, Jr.	3	32	0
2008	James Brindley, Jr.	3	90	0
2009	James Brindley, Sr.	3	24	0
2010	Quinton Byrd, So.	3	0	0
	Rajiric Coleman, Sr.	3	8	0
2011	Bobby Wagner, Sr.	2	19	0

YEAR-BY-YEAR LEADERS

PUNT RETURNS

Year	Name, Class	No.	Yds.	Avg.	TD
1957	Jerry Pelovsky, So.	6	84	14.0	0
1958	Buddy Allen, Jr.	10	129	12.9	0
1959	Tom Larscheid, So.	8	105	13.1	0
1960	Tom Larscheid, Jr.	7	122	17.4	0
1961	Tom Larscheid, Sr.	12	281	23.4	2
1962	Darrell Roberts, Sr.	16	333	20.8	0
1963	Larry Bryan, Sr.	11	106	9.5	0
1964	Eric Maughan, So.	8	66	8.3	0
1965	Roy Shivers, Jr.	9	179	19.9	0
1966	Altie Taylor, So.	18	185	10.3	0
1967	Bob Peters, Jr.	21	164	7.8	0
1968	Altie Taylor, So.	20	295	14.8	1
1969	John Strycula	8	153	19.1	1
1970	Bob Wicks, Jr.	16	279	17.4	2
1971	Bob Wicks, Sr.	12	142	11.8	1
1972	Tom Forzani, Sr.	20	123	6.2	0
1973	Kelley Deist, Jr.	8	90	11.3	0
1974	Kelley Deist, Sr.	22	187	8.5	0
1975	Louie Giammona, Sr.	18	124	6.9	0
1976	Dan Cox, Sr.	10	75	7.5	0
1977	Jimmy Bryant, Jr.	18	226	12.6	0
1978	Jimmy Bryant, Sr.	23	216	9.3	0
1979	Stacy Colbert, Jr.	20	185	9.2	0
1980	Stacy Colbert, Sr.	19	177	9.3	0
1981	Fred Fernandes, So.	28	344	12.3	2
1982	Fred Fernandes, Jr.	22	167	7.6	0
1983	Fred Fernandes, Sr.	30	280	9.3	0
1984	Ray Farris, So.	8	45	5.6	0
1985	Ray Farris, Jr.	12	146	12.2	0
1986	Kendal Smith, So.	31	183	5.9	0
1987	Kendal Smith, Jr.	26	293	11.3	1
1988	Kendal Smith, Sr.	13	141	10.8	1
1989	Patrick Newman, Sr.	12	94	7.8	0
1990	Rod Moore, Jr.	21	119	5.7	0
1991	Floyd Foreman, Sr.	12	86	7.2	0
1992	Greg Watts, Sr.	22	179	8.1	0
1993	James Dye, So.	21	256	12.2	1
1994	Kevin Alexander, Jr.	14	203	14.5	1
1995	Jason Bandy, Jr.	19	177	9.3	1
1996	Jason Bandy, Sr.	20	124	6.2	0
1997	Steve Smith, Sr.	22	344	15.6	2
1998	Tony Walker, Fr.	42	347	8.3	0
1999	Emmett White, So.	24	361	15.0	0
2000	Emmett White, Jr.	21	183	8.7	0
2001	Emmett White, Sr.	16	125	7.8	0
2002	David Fiefla, Jr.	11	100	9.1	0
2003	David Fiefla, Sr.	22	240	10.9	0
2004	Kevin Robinson, Fr.	17	382	22.5	2
2005	Kevin Robinson, So.	27	270	10.0	1
2006	Kevin Robinson, Jr.	14	74	5.3	0
2007	Kevin Robinson, Sr.	20	378	18.9	1
2008	Kejon Murphy, Jr.	11	97	8.8	0
2009	Kejon Murphy, Sr.	9	46	5.1	0
	Stanley Morrison, So.	9	72	8.0	0
2010	Eric Moats, Jr.	12	35	2.9	0
2011	Kerwynn Williams, Jr.	7	98	14.0	0

KICKOFF RETURNS

Year	Name, Class	No.	Yds.	Avg.	TD
1957	Overton Curtis, Jr.	23	695	30.2	0
1958	Overton Curtis, Sr.	9	296	32.8	0
1959	Buddy Allen, Sr.	10	219	21.9	0
1960	Tom Larscheid, Jr.	7	253	36.1	1
1961	Tom Larscheid, Sr.	5	115	23.0	0
1962	Darrell Roberts, Sr.	9	245	27.2	0
1963	Larry Bryan, Sr.	7	173	24.7	0
1964	Dave Clark, So.	9	225	25.0	0
1965	Roy Shivers, Jr.	7	140	20.0	0
1966	Altie Taylor, So.	14	348	24.9	0
1967	Altie Taylor, Jr.	15	478	31.9	0
1968	Altie Taylor, Sr.	11	344	31.3	1
1969	Dale Washburn, Jr.	11	212	19.3	0
1970	Jerry Holmes, So.	11	179	16.3	0
1971	Jerry Hughes, Jr.	18	375	20.8	0
1972	Kelley Deist, So.	11	232	21.1	0
1973	Louie Giammona, So.	21	542	25.8	0
1974	Louie Giammona, Jr.	17	335	20.9	0
1975	Louie Giammona, Sr.	20	434	21.7	0
1976	Dan Cox, Sr.	15	318	21.2	0
1977	Jimmy Bryant, Jr.	17	301	17.7	0
1978	Jimmy Bryant, Sr.	20	551	27.5	1
1979	Rob Robinson, Sr.	13	269	20.6	0
1980	Stacy Colbert, Sr.	19	404	21.3	0
1981	Nate Jones, Jr.	10	218	21.8	0
1982	Paul Jones, So.	18	355	19.7	0
1983	Paul Jones, Jr.	10	212	21.2	0

1984	Percy Jackson, Jr.	11	208	18.9	0
1985	Willie Clark, Jr.	15	348	23.2	0
1986	Kendal Smith, So.	37	735	19.8	0
1987	Brett Payne, So.	21	545	26.0	0
1988	Kendal Smith, Sr.	26	524	20.2	0
1989	Patrick Newman, Sr.	29	500	17.2	0
1990	Dexter Pointer, Jr.	30	769	25.6	0
1991	Floyd Foreman, Sr.	27	730	27.0	0
1992	Damon Smith, Jr.	8	157	19.6	0
1993	James Dye, So.	17	352	20.7	0
1994	Kevin Alexander, Jr.	19	403	21.2	1
1995	Abu Wilson, Jr.	9	153	17.0	0
1996	Steve Smith, Jr.	17	308	18.1	0
1997	Steve Smith, Sr.	22	439	20.0	0
1998	Tony Walker, Fr.	14	355	25.4	0
1999	Emmett White, So.	17	407	23.9	0
2000	Emmett White, Jr.	22	531	24.1	0
2001	Roger Fernandez, Fr.	34	774	22.8	0
2002	Jerome Dennis, So.	14	388	27.7	0
2003	Joe Killpack, Fr.	11	246	22.4	0
2004	Kevin Robinson, Fr.	13	326	25.1	1
2005	Tony Pennyman, Jr.	23	675	29.3	2
2006	Kevin Robinson, Jr.	31	641	20.7	0
2007	Kevin Robinson, Sr.	43	1260	29.3	3
2008	Kejon Murphy, Jr.	17	417	24.2	0
2009	Kerwynn Williams, Fr.	45	1131	25.1	0
2010	Kerwynn Williams, So.	53	1444	27.2	1
2011	Kerwynn Williams, Jr.	36	817	22.7	0

PUNTING

Year	Name, Class	No.	Yds.	Avg.
1956	Jack Hill	29	1195	41.2
1957	Pete Lenotti, Jr.	23	1056	40.6
1958	Pete Lenotti, Sr.	50	1824	36.4
1959	Lamont Miller, So.	28	1246	44.5
1960	Lamont Miller, Jr.	12	433	36.1
1961	Jim Turner, Jr.	35	1172	33.4
1962	Jim Turner, Sr.	25	951	38.0
1963	Roger Foulk, Sr.	34	1347	39.6
1964	Rudy Curinga, Jr.	30	1203	40.1
1965	Rudy Curinga, Sr.	23	987	42.9
1966	Ron Stewart, Sr.	65	2509	38.6
1967	Joe Forzani, Sr.	55	2193	39.9
1968	Tom Weyerts	72	2831	39.3
1969	Jess Garcia	87	3643	41.9
1970	Mickey Doyle, So.	72	2599	36.1
1971	Michael Childers, Jr.	37	1469	39.7
1972	Steve Hall, Jr.	27	1040	38.5
1973	Gunther Gutierrez, Sr.	52	2093	40.3
1974	Al Knapp, Sr.	70	2691	38.4
1975	Don Schnell, So.	56	2029	36.2
1976	John Dodge, Sr.	35	1386	39.6
1977	Butch Schnell, Sr.	49	2010	41.0
1978	Guy McClure, Fr.	55	2367	43.0
1979	Guy McClure, So.	55	2263	41.1
1980	Guy McClure, Jr.	71	2936	41.4
1981	Guy McClure, Sr.	62	2758	44.5
1982	Dale Money, Sr.	68	2859	42.0
1983	Russell Griffith, Fr.	75	3132	41.8
1984	Brent Bartz, Jr.	65	2551	39.2
1985	Brent Bartz, Sr.	75	2983	39.8
1986	Herik Mandel, Jr.	70	3004	42.9
1987	Louie Aguiar, Jr.	56	2395	42.8
1988	Louie Aguiar, Sr.	60	2546	42.4
1989	Rusty Carlsen, So.	79	3212	40.7
1990	Rusty Carlsen, Jr.	47	1983	42.2
1991	Rusty Carlsen, Sr.	57	2435	42.7
1992	Doug Beach, Sr.	67	2403	35.9
1993	Micah Knorr, Fr.	33	1274	38.6
1994	Nathan Morreale, So.	72	2824	39.2
1995	Nathan Morreale, Jr.	66	2636	39.9
1996	Nathan Morreale, Sr.	52	2152	41.4
1997	Jerry Arguello, Jr.	53	2374	44.8
1998	Jerry Arguello, Sr.	58	2447	42.2
1999	Steve Mullins, Fr.	51	2155	42.3
2000	Steve Mullins, So.	64	2647	41.4
2001	Steve Mullins, Jr.	50	2241	44.8
2002	Steve Mullins, Sr.	63	2500	39.7
2003	Ben Chaet, So.	71	2860	40.3
2004	Ben Chaet, Jr.	25	1109	44.3
2005	Justin Hamblin, Jr.	60	2234	37.2
2006	Leon Jackson III, Jr.	74	2791	37.7
2007	Leon Jackson III, Sr.	62	2558	41.3
2008	Peter Caldwell, So.	65	2723	41.9
2009	Peter Caldwell, Jr.	69	2914	42.2
2010	Peter Caldwell, Sr.	57	2378	41.7
2011	Tyler Bennett, Jr.	58	2542	43.8

YEAR-BY-YEAR OFFENSIVE STATS

Year	RUSHING					PASSING					TOTAL OFFENSE			SCORING						
	G	FD	No	Yds	Avg	TD	Att	Com	Int	Yds	Avg	TD	No	Yds	Avg.	TD	FG	PAT	Pts	Avg
1957	10	135	407	1263	126.3	—	205	99	12	1194	119.4	8	612	2457	245.7	23	1	12-23	153	15.3
1958	10	143	489	1668	166.8	—	156	65	11	893	89.3	3	645	2561	256.1	18	—	5-11	123	12.3
1959	11	157	534	2371	215.5	17	126	51	14	933	84.8	8	660	3304	300.3	26	0	20-26	181	16.4
1960	10	170	553	3120	312.0	29	84	37	6	624	62.4	7	637	3744	374.4	37	2	26-37	261	26.1
1961	10	187	534	2808	280.8	39	135	61	7	1093	109.3	13	669	3901	390.1	55	2-4	42-55	387	38.7
1962	10	192	538	2364	236.4	28	163	84	12	1071	107.1	7	701	3435	343.5	—	—	—	273	27.3
1963	10	192	428	2101	210.0	32	241	133	7	1852	185.2	14	669	3953	395.3	—	—	—	317	31.7
1964	10	165	—	1853	185.3	—	219	98	17	1631	163.1	16	—	3484	348.4	—	—	—	294	29.4
1965	10	—	474	2025	202.5	—	219	109	11	1538	153.8	16	693	3563	356.3	40	1-9	28-40	271	27.1
1966	10	—	499	1958	195.8	—	217	85	15	1026	102.6	4	716	2984	298.4	24	5-11	20-24	181	18.1
1967	10	169	512	2029	202.9	—	221	114	13	1483	148.3	12	733	3512	351.2	27	8-19	19-23	205	20.5
1968	—	—	—	—	—	—	—	—	—	—	—	—	—	—	—	—	—	—	—	—
1969	10	134	465	1135	113.5	6	259	122	22	1680	168.0	9	727	2815	281.5	17	5-9	14-15	134	13.4
1970	10	178	500	1558	155.8	9	267	119	18	1540	154.0	18	767	3125	312.5	31	1-2	18-22	217	21.7
1971	11	202	520	1597	145.2	14	300	150	11	2185	218.5	15	820	3782	343.8	32	7-8	27-33	243	22.1
1972	11	242	412	1619	147.2	16	392	222	13	3164	287.6	24	804	4783	434.8	43	10-16	36-41	329	29.9
1973	11	201	609	2277	207.0	20	183	92	13	1309	119.0	7	792	3586	326.0	29	18-10	24-29	230	20.9
1974	11	208	681	2701	245.5	15	140	62	10	812	73.8	3	821	3513	319.4	19	16-24	19-19	181	16.5
1975	11	173	550	2028	184.4	16	174	84	19	1321	120.1	9	724	3349	304.5	25	6-9	24-25	193	17.5
1976	11	185	470	1281	116.5	10	302	158	19	1823	165.7	10	772	3124	284.0	21	8-16	14-19	170	15.5
1977	11	206	481	1744	158.5	8	285	163	14	2242	203.8	15	764	3986	362.4	23	8-17	13-17	177	16.1
1978	11	215	508	1775	161.4	20	302	155	17	2168	197.1	9	810	3943	358.5	31	18-24	25-25	269	24.5
1979	11	229	473	1778	161.6	23	352	197	12	2949	268.0	22	825	4727	429.7	45	10-18	41-45	347	31.5
1980	11	206	411	1332	121.1	13	376	199	17	2565	233.2	22	787	3897	354.3	37	11-20	32-37	290	26.3
1981	11	176	430	1084	98.5	7	302	142	25	1822	165.6	14	732	2906	264.2	24	10-19	—	204	18.5
1982	11	197	433	1100	100.0	6	367	190	18	2439	221.7	17	800	3539	321.4	23	10-16	20-23	191	17.4
1983	11	172	473	1193	108.5	15	303	157	14	1785	162.3	8	776	2978	270.7	23	11-15	18-19	193	17.5
1984	11	205	360	1094	99.4	12	465	224	22	2711	246.4	12	831	3805	345.9	24	8-14	21-24	196	17.8
1985	11	183	410	1350	123.0	11	383	169	29	1908	173.0	8	792	3258	296.0	19	16-20	14-	177	16.1
1986	11	117	411	765	69.5	6	294	119	19	1348	122.5	8	705	2113	192.0	16	7-16	15-	134	12.2
1987	11	195	300	792	72.0	2	448	237	16	3016	274.2	21	748	3808	346.2	24	12-17	20-	205	18.6
1988	11	—	286	562	51.1	5	455	248	21	3278	298.0	19	741	3840	349.1	25	13-16	24-	215	19.6
1989	11	187	441	1183	107.5	13	333	142	18	2019	183.5	9	774	3202	291.1	23	9-12	22-	191	17.4
1990	11	241	472	1913	173.9	17	322	163	18	2296	208.7	18	794	4209	382.6	35	14-20	35-	287	26.1
1991	11	189	400	1212	110.0	7	315	153	15	2221	202.0	17	715	3433	312.0	27	9-16	23-	219	19.9
1992	11	230	422	1491	135.5	17	427	232	14	2786	253.3	16	849	4217	388.8	36	18-24	29-36	300	27.3
1993	11	238	408	1715	155.9	17	471	247	10	3148	286.2	19	879	4863	442.1	38	19-29	35-38	321	29.2
1994	11	177	411	1119	101.7	5	383	190	15	2307	209.7	16	794	3426	311.5	23	15-20	20-23	209	19.0
1995	11	222	390	1801	163.7	22	421	228	17	2975	270.5	12	811	4776	434.2	37	12-19	30-37	293	26.6
1996	11	273	413	1661	151.0	28	422	233	23	3493	317.5	15	835	5154	468.5	43	12-21	36-43	330	30.0
1997	11	268	438	1858	168.9	28	397	200	10	3085	280.5	17	835	4943	449.4	49	9-15	42-49	370	33.6
1998	11	188	415	1130	102.7	7	396	182	12	2370	215.5	16	811	3500	318.2	24	24-28	17-20	237	21.5
1999	11	216	392	1941	176.5	15	380	177	19	2158	196.2	10	772	4099	372.6	28	13-27	23-25	234	21.3
2000	11	210	325	1323	120.3	16	425	218	9	2928	266.2	19	750	4251	386.5	36	14-20	28-31	292	26.5
2001	11	241	347	1455	132.3	16	458	270	21	3168	288.0	25	805	4623	420.3	43	7-13	36-42	316	28.7
2002	11	210	302	929	84.5	14	487	258	16	3388	308.0	21	789	4317	392.5	38	14-17	33-35	305	27.7
2003	12	225	374	1300	108.3	14	446	245	12	2904	242.0	19	820	4204	350.3	36	4-8	28-30	264	22.0
2004	11	183	358	838	76.2	7	367	210	19	2355	214.1	11	725	3193	290.3	23	8-10	16-18	184	16.7
2005	11	202	437	1287	117.0	10	307	185	8	2200	200.0	14	744	3487	317.0	27	7-17	23-26	208	18.9
2006	12	170	430	1377	114.8	6	298	155	14	1676	139.7	6	728	3053	254.4	18	2-5	14-15	130	10.8
2007	12	183	471	1499	124.9	14	272	177	9	1836	153.0	11	743	3335	277.9	30	13-21	26-28	247	20.6
2008	12	209	437	1653	137.8	18	342	193	14	2358	196.5	16	779	4011	334.2	36	12-14	32-33	288	24.0
2009	12	255	496	2311	192.6	25	376	218	4	2961	246.8	19	872	5272	439.3	44	13-21	40-41	349	29.1
2010	12	230	528	2442	168.7	24	324	172	14	2144	178.7	8	852	4168	347.3	33	11-17	33-33	264	22.0
2011	13	273	623	3675	282.7	37	290	186	6	2270	174.6	23	913	5945	457.3	60	6-11	57-60	437	33.6

TOP FIVE SEASONS

Rushing Avg. 312.0, 1960 282.7, 2011 280.8, 1961 245.5, 1974 236.4, 1962	Passing Avg. 317.5, 1996 308.0, 2002 298.0, 1988 288.0, 2001 287.6, 1972	Total Offense Avg. 468.5, 1996 457.3, 2011 449.4, 1997 442.1, 1993 439.3, 2009	Scoring Avg. 38.7, 1961 33.6, 2011 33.6, 1997 31.7, 1963 31.5, 1979
--	--	--	---

YEAR-BY-YEAR DEFENSIVE STATS

Year	G	FD	RUSHING				PASSING						TOTAL OFFENSE			SCORING				
			No	Yds	Avg	TD	Att	Com	Int	Yds	Avg	TD	No	Yds	Avg.	TD	FG	PAT	Pts	Avg
1957	10	144	451	1784	178.4	—	159	83	11	1435	143.5	11	610	3299	329.9	—	0	—	255	25.5
1958	10	147	475	2006	200.6	—	143	70	10	904	90.4	5	618	2910	291	28	0	16-27	188	18.8
1959	11	187	538	2156	196	20	189	79	15	1201	109.2	7	727	3357	305.1	27	1	16-27	185	16.8
1960	10	111	369	847	84.7	5	197	92	13	1098	109.8	4	566	1945	194.5	10	0	4-9	65	6.5
1961	10	84	325	508	50.8	3	185	74	17	886	88.6	6	510	1394	139.4	11	1-1	6-11	78	7.8
1962	10	133	396	1463	146.3	10	176	74	15	1132	113.2	11	572	2595	259.5	—	—	—	139	13.9
1963	10	121	403	932	93.2	8	196	84	9	993	99.3	6	599	1925	192.5	—	—	—	99	9.9
1964	10	132	—	1273	127.3	—	172	82	16	1113	111.3	12	—	2386	238.6	—	—	—	136	13.6
1965	10	—	—	839	83.9	—	283	113	26	1506	150.6	12	—	2345	234.5	—	—	—	136	13.6
1966	10	—	—	828	82.8	—	290	133	24	1525	152.5	12	—	2363	236.3	—	—	—	163	16.3
1967	—	—	—	—	—	—	—	—	—	—	—	—	—	—	—	—	—	—	—	—
1968	—	—	—	—	—	—	—	—	—	—	—	—	—	—	—	—	—	—	—	—
1969	10	152	—	1507	150.7	—	261	123	15	1867	186.7	17	698	3374	337.4	—	—	—	250	25.0
1970	10	188	514	1869	186.9	21	270	117	13	1549	154.9	4	784	3418	341.8	—	—	—	225	22.5
1971	11	206	463	1409	128.1	8	339	158	30	2032	184.7	13	802	3441	312.8	24	5-15	20-24	183	16.6
1972	11	224	574	2204	200.4	22	295	141	13	1924	174.9	5	869	4118	374.4	28	13-23	22-28	230	20.9
1973	11	175	491	2007	182.5	17	247	118	25	1510	137.3	8	739	3518	319.8	27	5-12	23-26	202	18.4
1974	11	180	532	2166	196.9	16	227	110	19	1427	129.7	4	758	3573	324.8	24	10-18	19-21	199	18.1
1975	11	206	574	2153	195.7	23	236	125	14	1487	135.2	9	810	3640	330.9	32	7-14	26-32	240	21.8
1976	11	210	526	2201	200.1	17	237	133	16	1742	158.4	13	763	3943	358.5	33	12-20	27-33	263	23.9
1977	11	231	526	2178	198.0	19	298	174	15	1975	179.5	12	821	4153	377.5	31	12-20	25-31	249	22.6
1978	11	179	515	1695	154.1	14	279	140	17	1929	175.4	12	794	3624	329.5	28	6-9	24-28	214	19.5
1979	11	211	448	1835	166.8	19	314	164	19	2350	231.6	16	758	4195	381.3	37	4-7	32-38	270	24.5
1980	11	214	480	1459	132.6	14	378	193	24	2696	245.1	18	858	4155	377.7	33	8-18	32-34	255	23.1
1981	11	197	451	1278	116.2	13	365	171	22	2342	212.9	12	816	3620	329.1	27	6-15	—	210	19.1
1982	11	195	418	1550	140.9	17	375	172	13	2325	211.4	15	793	3875	352.2	32	13-18	—	262	23.8
1983	11	204	432	1504	136.7	10	357	169	14	2192	199.3	12	791	3696	336.0	24	17-29	19-24	214	19.5
1984	11	259	488	2158	196.2	28	345	194	13	2913	264.8	23	833	5071	461.0	51	12-15	46-51	390	35.4
1985	11	218	434	1264	115.0	19	375	217	16	2677	243.0	15	809	3941	358.0	41	12-18	35-	319	29.0
1986	11	186	506	1525	138.6	12	344	191	24	2062	187.4	12	850	3587	326.0	29	14-23	25-	243	22.1
1987	11	269	512	2296	208.7	20	388	225	12	2651	241.0	12	900	4947	449.7	37	16-19	33-	306	27.8
1988	11	265	507	2550	231.8	27	355	208	15	3016	274.0	18	862	5566	506.0	47	11-20	42-	362	32.9
1989	11	261	430	2234	203.1	22	366	219	11	2894	263.1	19	796	5128	466.2	39	8-15	40-	355	32.3
1990	11	266	436	1707	155.2	15	410	226	18	2951	268.3	23	846	4658	423.5	39	13-17	37-	310	28.2
1991	11	258	495	2212	201.0	21	349	201	19	2474	225.0	11	844	4686	426.0	33	13-19	28-	265	24.1
1992	11	212	428	1624	147.6	18	369	181	20	2593	235.7	22	797	4217	383.4	44	5-12	42-44	328	29.8
1993	11	210	421	1395	126.8	20	388	193	19	3307	300.6	20	809	4702	427.5	41	12-17	38-41	321	29.1
1994	11	219	431	1723	156.6	18	365	185	19	2484	225.8	19	804	4207	382.5	40	12-16	36-40	313	28.5
1995	11	223	469	1783	162.1	16	353	170	12	2324	211.3	14	822	4107	373.4	36	11-17	34-36	287	26.1
1996	11	240	445	1841	167.4	18	357	187	14	2491	226.5	22	802	4332	393.8	44	12-18	40-43	339	30.8
1997	11	236	435	1272	115.6	14	389	205	14	2763	251.2	17	824	4035	366.8	32	12-20	30-32	261	23.7
1998	11	186	445	1357	123.4	18	342	172	6	2162	196.5	13	787	3519	319.9	37	18-22	27-33	309	28.1
1999	11	227	449	1759	159.9	14	355	190	10	2526	229.6	21	804	4285	389.5	37	14-19	37-37	301	27.4
2000	11	241	489	2164	196.7	22	358	201	11	2812	255.6	19	847	4976	452.4	45	14-20	40-42	356	32.3
2001	11	252	418	1948	177.1	22	403	220	10	3137	285.2	25	821	5085	462.3	54	15-19	51-54	421	38.3
2002	11	246	509	2583	234.8	30	332	178	7	2599	236.3	22	841	5182	471.1	57	13-18	51-54	432	39.3
2003	12	248	563	2008	167.3	24	348	188	14	2313	192.8	14	911	4321	360.1	39	17-18	30-36	315	26.3
2004	11	220	474	2111	191.9	23	281	174	13	2228	202.5	15	755	4339	394.5	44	9-12	40-41	333	30.3
2005	11	239	405	1585	144.1	20	370	230	7	2877	261.5	24	775	4462	405.6	45	14-22	44-45	360	32.7
2006	12	253	444	2242	186.8	22	313	201	6	2990	249.2	33	757	5232	436.0	62	9-14	61-62	462	38.5
2007	12	285	482	2577	196.2	25	387	268	15	3050	254.2	21	869	5404	450.3	51	17-21	47-48	406	33.8
2008	12	416	432	1939	161.6	22	420	270	12	3013	251.1	24	852	4952	412.7	53	15-21	51-53	416	34.7
2009	12	268	466	2466	205.5	25	376	214	12	2995	249.6	28	858	5461	455.1	54	9-12	51-51	408	34.0
2010	12	266	438	2327	179.2	30	410	235	13	2995	249.6	20	848	5146	428.8	52	13-17	50-51	405	33.8
2011	13	284	480	2029	127.8	22	474	287	4	3100	238.5	17	954	4761	366.2	45	16-21	45-47	363	27.9

TOP FIVE SEASONS

Rushing Avg.	Passing Avg.	Total Offense Avg.	Scoring Avg.
50.8, 1961	88.6, 1961	139.4, 1961	6.5, 1960
82.8, 1966	90.4, 1958	192.5, 1963	7.8, 1961
83.9, 1965	99.3, 1963	194.5, 1960	9.9, 1963
84.7, 1960	109.2, 1959	234.5, 1965	13.6, 1965
93.2, 1963	109.8, 1960	236.3, 1966	13.6, 1964

FIRST-TEAM ALL-AMERICANS



Elmer "Bear" Ward
1934



Kent Ryan
1936



Merlin Olsen
1960, 1961



Henry King
1966



Bill Staley
1967



Phil Olsen
1969



Rulon Jones
1979



Kevin Robinson
2007

ALL-AMERICANS

Consensus All-Americans

1961 Merlin Olsen
1969 Phil Olsen

All-Americans

1934	Elmer "Bear" Ward, C	1st	NEA
1936	Kent Ryan, HB	1st	AA
1960	Merlin Olsen, T	1st	FW/MV/NE
	Tom Larscheid, HB	HM	FC
1961	Merlin Olsen, T	1st	AP/UPI/FW/HAF/MV/NEA
	Tom Larscheid, HB	HM	CP
1962	Lionel Aldridge, DL	HM	AP
1965	Roy Shivers, RB	HM	CP/NEA
1966	Henry King, DB	1st	SN
		2nd	NEA
		HM	CP
	Spain Musgrove, DL	HM	SN
1967	Bill Staley, DL	1st	CP/TM/SN
		2nd	UPI/NYN
1968	Phil Olsen, DL	HM	AP/UPI
	Mike O'Shea, WR	HM	AP
1969	Phil Olsen, DE	1st	AP/UPI/CP/FW/NEA/SN/WCCF
		2nd	NYN
1972	Tony Adams, QB	2nd	AP
	Tom Forzani, WR	HM	AP
1973	Dave Manning, OL	2nd	AP
1974	Louie Giammona, RB	2nd	UPI
		3rd	AP
		HM	SN
1977	Jim Hough, G	2nd	AP
1978	Jimmy Bryant, WR	HM	AP/SN
	Rick Parros, RB	HM	AP

1979	Rulon Jones, DL	1st	SN
		2nd	NEA
	James Murphy, WR	HM	SN
1985	Al Smith, LB	HM	AP
1986	Mark Mraz, DL	HM	AP
	Al Smith, LB	HM	AP
1988	Kendal Smith, WR	3rd	AP
1995	Kevin Alexander, WR	HM	UPI
	Abu Wilson, RB	HM	UPI
1997	Ben Crosland, DE	HM	SN
2000	Emmett White, AP	3rd	AP
2001	Kevin Curtis, WR	3rd	AP
	Steve Mullins, P	HM	FN
2003	Chris Cooley, TE	HM	SI
2007	Kevin Robinson, KR	1st	CBS
		2nd	WCCF
		2nd	SI
		2nd	PS
		3rd	RI

Key to Abbreviations:

AA—All-America Board; AP—Associated Press; CBS—CBSsportsline; CP—Central Press' FC—American Football Coaches Association; FN—Football News; FW—Football Writers Association (Look Magazine, 1946-71); HAF—Helms Athletic Foundation; MV—Movietone News; NEA—Newspaper Enterprise of America; NYN—New York Daily News; PS—Phil Steele; RI—rivals.com; SI—Sports Illustrated.com; SN—The Sporting News; TM—Time Magazine; UPI—United Press International; WCCF—Walter Camp Football Foundation

OUTLAND TROPHY WINNER

1961 Merlin Olsen

COLLEGE HALL OF FAME

Dick Romney - Coach (1954)
Merlin Olsen (1980)*
John Ralston - Coach (1992)

NCAA POSTGRADUATE SCHOLARSHIP

1967 Ronnie Edwards
1968 Garth Hall
1970 Gary Anderson
1976 Randy Stockham

NFF NATIONAL SCHOLAR-ATHLETES

1961 Merlin Olsen
1971 Dennis Ferguson
1975 Randy Stockham

ACADEMIC ALL-AMERICA

1961 Merlin Olsen*
1969 Gary Anderson
1974 Randy Stockham
1975 Randy Stockham

COSIDA ACADEMIC HALL OF FAME

Merlin Olsen *
(First Class Inducted, 1988)

BOWL MVP AWARDS

1993 Anthony Calvillo, Las Vegas Bowl
1997 Steve Smith, Humanitarian Bowl
2011 Michael Smith, Famous Idaho Potato Bowl

* = Merlin Olsen is one of 17 in both National Football Foundation Athletic & Academic Hall-of-Fame

ALL-STAR GAMES / HONORS

AGGIES IN ALL-STAR GAMES

All-America Bowl

1969 Chuck Detwiler
1969 Mike O'Shea

All-American Game

1962 Merlin Olsen
1962 Clark Miller
1963 Lionel Aldridge
1964 Jim McNaughton
1965 Rich Zecher

All-Star Professional Game

1962 Merlin Olsen
1962 Clark Miller
1962 Clyde Brock
1966 Roy Shivers
1967 Henry King
1968 MacArthur Lane
1968 Bill Staley
1969 Mike O'Shea
1969 Altie Taylor
1970 Phil Olsen

Blue-Gray All-Star Game

1971 Bob Wicks
1972 Tony Adams
1972 Tom Forzani
1978 Dave Parkin
1978 Jim Bryant
1979 Eric Hipple
1983 Patrick Allen
1984 Hal Garner
1984 Mike Hamby
1985 Tim Ruiz
1988 Breny Synder
1988 Kendal Smith
1993 Jed DeVries
1993 Jim Ray
1993 Jermaine Younger
1996 Abu Wilson
1998 Tony D'Amato
1999 Demario Brown

East-West Shrine Game

1937 Carl Mulleneaux
1937 Kent Ryan
1945 John Putnik
1947 George Nelson
1955 Reed Henderson
1957 Jack Hill
1962 Clark Miller
1962 Merlin Olsen
1963 Lionel Aldridge
1964 James McNaughton
1964 Bill Munson
1965 Rich Zecher
1966 Reed Henderson
1966 Ron Sbranti
1968 Bill Staley
1970 Phil Olsen
1980 Rulon Jones
1986 Tim Ruiz
1989 Kendal Smith
1995 Donald Toomer
1997 Abu Wilson
1998 Nakia Jenkins
2000 Demario Brown
2002 Emmett White
2007 Shawn Murphy
2007 Kevin Robinson
2008 De'von Hall

Hula Bowl

1962 Merlin Olsen
1963 Lionel Aldridge
1964 Jim McNaughton
1966 Ron Sbranti
1968 Bill Staley
1970 Phil Olsen
1976 Scott Parrish

1998 Brandon Dyson
1999 Walter Fiefta
2000 Ben Holbrook
2006 Donald Penn

North-South Bowl

1969 Altie Taylor
1971 Al Faccinto
1972 Phil Shelley

Senior Bowl

1962 Tom Larscheid
1962 Clark Miller
1964 Bill Munson
1967 Mike Gold
1972 Bob Wicks
1973 Tony Adams
1973 Tom Forzani
1980 Rulon Jones
1980 Rick Parros
1985 Hal Garner
1985 Mike Hamby
1994 Jermaine Younger
2003 Kevin Curtis
2004 Chris Cooley
2010 Curtis Marsh
2011 Bobby Wagner - N MOP

U.S. Bowl

1962 Clyde Brock

Players All-Star Classic

2011 Michael Smith - O MVP

MULTIPLE FIRST-TEAM

ALL-CONFERENCE SELECTIONS

Three-Time First-Team All-Conference

Kent Ryan, 1934-35-36
Guy McClure, 1979-80-81
Murray Maughan, 1938-39-40
Ralph Maughan, 1942, 46-47
Dave Kuresa, 1982-83-84
Brent Passey, 1998-99-2000
Emmett White, 1999-2000-01
Bobby Wagner, 2009-10-11

Two-Time First-Team All-Conference

Robert Gibbons, 1926-27
Howard Linford, 1926-27
Ed Peterson, 1935-36
Jay Van Noy, 1946-47
George Nelson, 1946-47
Dave Kragthorpe, 1953-54
Len Rohde, 1958-59
Tom Larscheid, 1960-61
Merlin Olsen, 1960-61
Willie Redmond, 1960-61
Rulon Jones, 1978-79
Rick Parros, 1978-79
Stacy Colbert, 1979-80
James Murphy, 1979-80
Dave Bluford, 1980-81
Mike Perko, 1980-81
Shawn Miller, 1981-82
Hal Garner, 1983-84
Jim Cauciello, 1985-86
Al Smith, 1985-86
Roger Grant, 1990-91
Warren Bowers, 1991, 93
Jermaine Younger, 1992-93
Kevin Alexander, 1994-95
David Gill, 1995-96
Nakia Jenkins, 1996-97
Mauricio Jourdan, 1996-97
Tony D'Amato, 1997-98
Demario Brown, 1997, 1999
Jesse Busta, 2000, 2002
Kevin Curtis, 2001-02
Kevin Robinson, 2004 Sun Belt, 2007 WAC

BIG WEST CONFERENCE HONORS

Coach of the Year

1978 Bruce Snyder
1991 Chuck Shelton (shared)
1997 John L. Smith

Offensive Player of the Year

1988 Kendal Smith, WR

Defensive Player of the Year

1979 Rulon Jones, DT
1981 Mike Perko, DL
1982 Shawn Miller, DT
1986 Al Smith, LB
1991 Del Lyles, LB
1992 Jermaine Younger, LB
1997 Ben Crosland, DE
1998 Tony D'Amato, LB

WESTERN ATHLETIC CONFERENCE HONORS

Freshman of the Year

2006 Paul Igboeli, LB

Offensive Player of the Year

2011 Robert Turbin, RB



Robert Turbin (#6) was named the Western Athletic Conference Offensive Player of the Year in 2011.



Ben Crosland (#95) was named the Big West Conference Defensive Player of the Year in 1997.

Quick Facts

Season Preview

The Aggies

Coaching Staff

Opponents

Season Review

RECORDS

University

WAC

ALL-CONFERENCE

ALL-CONFERENCE SELECTIONS (First-Team Only)

All-Rocky Mountain (1914-37)

- 1926** Robert Gibbons, G
Howard Linford, T
1927 Robert Gibbons, G
Howard Linford, T
Addington Martindale, E
1931 Delbert Young, C
1932 Jay Tolman, HB
1933 Howard Law, T
1934 Kent Ryan, FB
Elmer "Bear" Ward, C
Joe Whitesides, E
1935 Ed Peterson, G
Floyd Rasmussen, QB
Kent Ryan, HB
1936 Carl Mulleneaux, E
Ed Peterson, G
Kent Ryan, FB
1937 Bernard Magnusson, HB

All-Mountain States (1938-50)

- 1938** Murray Maughan, C
1939 Murray Maughan, C
1940 Murray Maughan, C
1942 Ralph Maughan, C
Glen Sorenson, G
1944 Burns Crookston, QB
1945 John Putnik, E
1946 Ralph Maughan, C
George Nelson, T
Jay Van Noy, HB
1947 George Nelson, T
Ralph Maughan, C
Moroni Schwab, T
Jay Van Noy, HB
1950 LaVell Edwards, LB

All-Skyline Eight (1951-62)

- 1951** Paul Dinan, FB
1952 Del Ray Campbell, FB
George Hotchkin, E
1953 Dave Kragthorpe, OL
1954 Dave Kragthorpe, OL
1954 Carl Ebert, G
1955 Reed Henderson, T
1956 Jack Hill, HB
Tom Ramage, T
1957 Overton Curtis, HB
Gary Kapp, E
1958 Len Rohde, T
1959 Len Rohde, T
1960 Tom Larscheid, HB
Doug Mayberry, FB
Merlin Olsen, T
Willie Redmond, G
1961 Lionel Aldridge, E
Tom Larscheid, HB
Clark Miller, T
Merlin Olsen, T
Willie Redmond, G

All-Pacific Coast (1978-87)

- 1978** Pat Blackburn, LB
Jimmy Bryant, WR/KR
Dan Jackovich, OT
Rulon Jones, DL
Dave Parkin, DB
Rick Parros, RB
Steve Steinke, K
1979 Stacy Colbert, KR
Donnie Henderson, DB
Eric Hipple, QB
Rulon Jones, DL
Guy McClure, P
James Murphy, WR
Rick Parros, RB
1980 Dave Bluford, LB
Stacy Colbert, PR
Guy McClure, P
James Murphy, WR
Mike Perko, DL

- 1981** Dave Bluford, LB
Joe Crum, OG
Larry Hogue, DB
Guy McClure, P
Shawn Miller, DL
Mike Perko, DL
1982 Dave Kuresa, OG
Pat McKenna, LB
Shawn Miller, DL
1983 Patrick Allen, DB
Hal Garner, LB
Greg Kragen, DL
Dave Kuresa, OG
1984 Hal Garner, LB
Mike Hamby, DL
Dave Kuresa, OG
1985 Jim Pauciello, DL
Al Smith, LB
1986 Herick Mandel, P
Mark Mraz, DL
Jim Pauciello, DL
Al Smith, LB

All-Big West (1988-2000)

- 1988** Jerry Brown, OG
Travis Clark, DB
Brian Hunsaker, DL
Kendal Smith, WR
Brent Snyder, QB
1989 Nate Kaczor, C
1990 Doug Beach, PK
Kevin Bouwman, ILB
Rusty Carlsen, P
Roger Grant, RB
Tracey Jenkins, WR
Piilki Tauteoli, DL
1991 Warren Bowers, C
Ron Edwards, CB
Roger Grant, RB
Del Lyles, ILB
Rod Moore, WR
Charlie Smith, OG
Rob VanDePol, DL
Joe Jacobs, DL
1992 Jermaine Younger, ILB
1993 Warren Bowers, C
Jed DeVries, OT
Profail Grier, RB
Mike Lee, WR
Aubrey Thompson, TE
Rich Tylski, OG
Jermaine Younger, ILB
1994 Kevin Alexander, KR
Donald Toomer, CB
1995 Kevin Alexander, WR
David Gill, LB
Micah Knorr, PK
Abu Wilson, RB
1996 David Gill, LB
Nakia Jenkins, WR
Mauricio Jourdan, OT
Dwayne Nelson, CB
1997 Demario Brown, RB
Johndale Carty, S
Ben Crosland, DL
Tony D'Amato, LB
Nakia Jenkins, WR
Mauricio Jourdan, OL
Mark Rommel, OL
Steve Smith, RS
Brad Bohn, PK
Tony D'Amato, LB
Walter Fiefia, DT
Lindsay Hassell, DE
Craig Miller, CB
Brent Passey, LB
Ken Watts, OG
1999 Demario Brown, RB
Donald Dicko, S
Ben Holbrook, OT
Brent Passey, LB
Emmett White, RS

- 2000** Jesse Busta, LB
Blake Eagal, LB
Aaron Jones, WR
Jeff Long, OT
Brent Passey, LB
Nate Putnam, DE
Emmett White, RB

All-Independent (2001-2002)

- 2001** Kevin Curtis, WR
J.R. Sugaturaga, TE
Jim Walker, OG
Emmett White, RB
2002 Jesse Busta, LB
Kevin Curtis, WR
Dane Kidman, PK

All-Sun Belt (2003-04)

- 2003** Chris Cooley, TE
David Fiefia, All-Purpose
2004 Kevin Robinson, Return

All-WAC (2005-present)

- 2005** Jarrett Bush, CB
John Chick, DE
2007 Kevin Robinson, KR
2009 Bobby Wagner, LB
2010 Bobby Wagner, LB
2011 Tyler Larsen, OL
Philip Gapelu, OL
Robert Turbin, RB
Bobby Wagner, LB



Bobby Wanger (#9) was named first-team all-WAC three consecutive seasons.



Brent Passey (#44) was named first-team all-Big West three-straight seasons.

Quick Facts

Season Preview

The Aggies

Coaching Staff

Opponents

Season Review

RECORDS

University

WAC

ALL-CONFERENCE

ALL-CONFERENCE SELECTIONS (Second-Team Only)

All-Pacific Coast (1978-87)

- 1978** Ron Cassidy, WR
Kevin Powell, OT
James Shorty, OT
Ernest Aalona, OC
John Thompson, TE
Eric Hipple, WB
Will Withers, LB
Guy McClure, P
- 1979** Ken Thompson, WR
Rick Stachon, OT
Mike Glenn, OG
Steve Steinke, PK
Kelly Kirwan, DL
Dennis DeLoach, LB
- 1980** Craig Rigsbee, OT
Rob Smith, OG
Bob Gagliano, QB
Ken Thompson, WR
Rod Clayton, DB
Larry Hogue, DB
- 1981** Marcus Black, OT
Steve Jacson, OC
Pat McKenna, LB
Tom Bates, DB
Fred Fernandes, PK
- 1982** Mitch Kaiser, OT
Joe Crum, OG
Steve Jacson, OC
Maurice Turner, RB
Thomas Bates, DB
Patrick Allen, DB
Dale Money, P
- 1983** Mike Hamby, DL
Aaron Smith, LB
Marvin Jackson, DB
- 1984** None
- 1985** Scott Burton, OT
Navy Tuiasosopo, OG
Mark Mraz, DL
Ed Berry, DB
- 1986** Darrin Long, DB
- 1987** Brent Snyder, QB
Kendal Smith, WR
Brian Hunsaker, DL
- ### All-Big West (1988-2000)
- 1988** Patrick Newman, WR
- 1989** Patrick Newman, WR
Ryan Duve, TE
Russ Moody, PK
Rusty Carlsen, P
Jeff Hunsaker, DL
Del Lyles, LB
Travis Clark, S
- 1990** Charlie Smith, OG
Warren Bowers, OC
Ryan Duve, TE
Floyd Foreman, RB
Rob VanDePol, DL
Mark Johnson, DL
- 1991** Tracey Jenkins, WR
Rusty Carlsen, P
Joe Jacobs, DL

- 1992** Jimmy Ray, WR
Joe Moore, OG
Abu Wilson, RB
Tai Gordon, RB
Shawn Jones, PK
Mike Coe, S
- 1993** Anthony Calvillo, QB
Pratt Lyons, DL
Scott Moala, DL
Mike Coe, LB
Damon Smith, CB
James Dye, KR
- 1994** Kevin Alexander, WR
Paul Gustafson, DB
Abu Wilson, RB
- 1995** Danilo Robinson, DL
- 1996** Abu Wilson, RB
Demario Brown, RB
Guillermo Chavez, TE
Mark Rommel, OL
Ken Watts, OL
Brandon Dyson, OL
Danilo Robinson, DL
Ben Crosland, DL
Spencer Waggoner, LB
Mike Hudson, S
Micah Knorr, PK
Nathan Morreale, P
- 1997** Ken Watts, OL
Mike Lindsay, OL
Matt Sauk, QB
Melvin Blue, RB
John Latu, DL
Caleb Smith, DL
Todd Sofonia, LB
Vashon Garmon, CB
Bashir Levingston, CB
Jerry Arguello, P
- 1998** Robert Scott, WR
Tony Walker, KR
Johndale Carty, FS
- 1999** Bucky Orton, TE
Mike Lindsay, OG
Vaea Fiefia, DT
Tony Neson, LB
Blake Eagal, LB
Vashon Garmon, CB
- 2000** Jose Fuentes, QB
Jim Walker, OG
Ade Jimoh, CB
Emmett White, KR
Brad Bohn, PK
Steve Mullins, P
- ### All-Independent (2001-2002)
- 2001** none
- 2002** none
- ### All-Sun Belt (2003-04)
- 2003** Travis Cox, QB
David Fiefia, RB
David Fiefia, KR
Trevor Hutton, OL
Ronald Tupea, DL
Terrance Washington, S
Robert Watts, LB
- 2004** Kevin Robinson, All-Purpose
Ronald Tupea, DL

All-WAC (2005-present)

- 2005** Donald Penn, OL
Tony Pennyman, KR
- 2006** Malik Cin, OL
Ben Calderwood, DL
- 2007** Jake Hutton, LB
Leon Jackson III, P
Shawn Murphy, OL
- 2008** Jake Hutton, LB
Paul Igboeli, LB
Brennan McFadden, OL
- 2009** Robert Turbin, RB
- 2010** Curtis Marsh, CB
- 2011** Tarren Lloyd, TE
Levi Koskan, DL



Donald Penn (#72) was named second-team all-WAC in 2005.



David Fiefia (#39) earned second-team all-Sun Belt honors in 2003 as both a running back and kick returner.

Quick Facts

Season Preview

The Aggies

Coaching Staff

Opponents

Season Review

RECORDS

University

WAC

CONFERENCE PLAYER OF THE WEEK

PLAYERS OF THE WEEK

PCAA/Big West Conference (1978-2000)

1978
Rick Parros, RB (9/23 vs. Fresno St.)
Ron McCloud, CB (10/7 vs. BYU)

1979
Eric Hipple, QB (9/8 vs. San Jose St.)
Rick Parros, RB (9/29 vs. Utah)
Rulon Jones, DT (11/24 vs. Fresno St.)

1980
James Murphy, WR (9/20 vs. Texas)
Bob Gagliano, QB (10/18 vs. BYU)
James Murphy, WR (11/8 vs. Weber St.)
Bob Gagliano, QB (11/22 vs. San Jose St.)

1981
J.L. Coon, NG (10/10 vs. Pacific)
Shawn Miller, DT (10/17 vs. TCU)
Kevin Brady, FS (10/31 vs. Fresno St.)

1982
Shawn Miller, DT (10/9 vs. Idaho St.)
Greg Kragen, DT (10/30 vs. BYU)
Doug Samuels, QB (10/30 vs. BYU)

1983
Aaron Smith, LB (10/8 vs. Pacific)
Mike Hamby, DT (10/29 vs. BYU)
Patrick Allen, CB (11/5 vs. San Jose St.)
Marc White, RB (11/12 vs. Utah)

1984
Gym Kimball, QB (10/27 vs. Pacific)

1985
Dene Garner, PK (9/7 vs. Long Beach)
Al Smith, LB (9/7 vs. Long Beach St.)
James Jenkins, LB (11/23 vs. NMSU)

1986
Al Smith, LB (9/20 vs. Kansas)
Jim Pauciello, DL (10/4 vs. NMSU)

1987
Kendal Smith, WR (10/10 vs. UNLV)
Brent Snyder, QB (10/24 vs. Utah)
Darrin Long, FS (11/14 vs. Fresno St.)
Gary Hulse, DT (11/21 vs. Long Beach)

1988
Kevin Bouwman, LB (9/10 vs. Missouri)
Travis Clark, FS (9/24 vs. New Mexico St.)
Kendal Smith, WR (10/22 vs. San Jose)
Brent Snyder, QB (11/5 vs. UNLV)

1989
Kevin Bouwman, LB (10/7 vs. Fullerton)
Del Lyles, LB (11/18 vs. UNLV)

1990
Roger Grant, RB (9/8 vs. Long Beach St.)
Rob VanDePol, NG (9/8 vs. Long Beach)
Kevin Bouwman, LB (10/13 vs. Fresno St.)
Roger Grant, RB (10/27 vs. UNLV)
Tracey Jenkins, WR (11/10 vs. Fullerton)
Pilliki Tauteoli, OLB (11/10 vs. Fullerton)
Ron Lopez, QB (11/17 vs. Pacific)

1991
Jermaine Younger, LB (8/31 vs. Utah)
Joe Jacobs, DT (10/19 vs. Fullerton)
Ron Edwards, CB (11/9 vs. UNLV)
Ron Edwards, CB (11/16 vs. Pacific)

1992
Michael Coe, CB (9/26 vs. New Mexico St.)
Jermaine Younger, LB (10/17 vs. Kansas St.)
Joe Jacobs, DT (10/31 vs. Fullerton)
Anthony Calvillo, QB (11/7 vs. UNLV)
Jermaine Younger, LB (11/7 vs. UNLV)

1993
Anthony Calvillo, QB (9/4 vs. SW Louisiana)
Jermaine Younger, LB (9/11 vs. Utah)
Profail Grier, RB (10/23 vs. UNLV)
Anthony Calvillo, QB (10/30 vs. BYU)

1994
Donald Toomer, CB (10/15 vs. La. Tech)

1995
Abu Wilson, RB (9/30 vs. San Jose St.)
David Gill, LB (10/14 vs. Northern Ill.)
Spencer Waggoner, FS (10/21 vs. NMSU)
David Gill, LB (10/28 vs. Utah)
Abu Wilson, RB (11/11 vs. UNLV)
David Gill, LB (11/18 vs. Pacific)

1996
David Gill, LB (8/31 vs. Utah)
Nathan Morreale, P (8/31 vs. Utah)
Abu Wilson, RB (9/7 vs. CS Northridge)
Johndale Carty, FS (9/21 vs. Oklahoma St.)
Abu Wilson, RB (10/12, vs. New Mexico St.)
Demario Brown, RB (10/19 vs. Boise St.)
Demario Brown, RB (10/26 vs. Idaho)
David Gill, LB (11/2 vs. North Texas)

1997
Demario Brown, RB (9/1 vs. Utah)
Walter Fiefcia, DT (9/1 vs. Utah)
Ben Crosland, DE (9/15 vs. Colorado St.)
Jerry Arguello, PK (9/29 vs. BYU)
Steve Smith, WR (10/13 vs. Oregon St.)
Tony D'Amato, LB (10/20 vs. N.M. State)
Melvin Blue, RB (10/27 vs. Idaho)
Bashir Levingston, CB (10/27 vs. Idaho)
Steve Smith, WR (11/3 vs. Boise St.)
Demario Brown, RB (11/17 vs. Nevada)
Tony D'Amato, LB (11/17 vs. Nevada)

1998
Brad Bohn, PK (9/12 vs. New Mexico)
Tony D'Amato, LB (9/19 vs. Colorado)
Brad Bohn, PK (9/19 vs. Colorado)
Tony D'Amato, LB (10/3 vs. Oregon State)
Jerry Arguello, P (10/3 vs. Oregon State)
Demario Brown, RB (10/31 vs. N.M. State)
Brent Passey, LB (10/31 vs. N.M. State)
Aminifu Johnson, ST (11/7 vs. Nevada)
Tony D'Amato, LB (11/14 vs. North Texas)
Brad Bohn, PK (11/14 vs. North Texas)

1999
Emmett White, PR (10/4 vs. BYU)
Demario Brown, RB (10/11 vs. Ark. State)
Brad Bohn, PK (10/11 vs. Arkansas State)
Demario Brown, RB (11/22 vs. Nevada)
Demario Brown, RB (11/29 vs. N. Texas)
Blake Eagal, LB (11/29 vs. N. Texas)
Brad Bohn, PK (11/29 vs. N. Texas)

2000
Aaron Jones, WR (9/9 vs. So. Utah)
Brad Bohn, PK (9/23 vs. Ariz. State)
Brent Passey, LB (9/30 vs. Utah)
Jose Fuentes, QB (10/21 vs. Idaho)
Aaron Jones, WR (10/21 vs. Idaho)
Steve Mullins, P (10/21 vs. Idaho)
Emmett White, RB (10/28 vs. Arkansas St.)
Brad Bohn, PK (10/28 vs. Arkansas St.)
Emmett White, RB (11/4 vs. N.M. State)
Aaron Jones, WR (11/11 vs. Boise State)

All-Time Big West Player of the Week Leaders

8, Demario Brown
7, Brad Bohn
5, Tony D'Amato
5, David Gill

Note: Brown's eight selections were most in Big West history, while Bohn was second with seven.

Sun Belt Conference (2003-04)

2003
David Fiefcia, TB (9/15 vs. Arizona State)
Ronald Tupea, NG (9/29 vs. UL-Monroe)
Travis Cox, QB (11/2 vs. Middle Tennessee)

2004
Robert Watts, LB (10/27 vs. UNLV)
Ben Chaet, P (10/27 vs. UNLV)
Travis Cox, QB (11/22 vs. N.M. State)
Jarrod Jakubiak, PK (11/22 vs. N.M. State)

Western Athletic Conference (2005-pres.)

2005
Tony Pennyman, KR (9/26 vs. UNLV)
Kevin Robinson, PR (10/10 vs. San Jose State)
Tony Pennyman, KR (11/21 vs. Nevada)

2006
Ben Calderwood, DE (10/9 vs. Fresno State)

2007
Kevin Robinson, KR (9/24 vs. San Jose State)

2008
Paul Igboeli, LB (11/1 vs. Hawai'i)
Ben Calderwood, DL (12/1 vs. New Mexico St.)

2009
Robert Turbin, RB (11/30 vs. Idaho)

2010
Bobby Wagner, LB (11/6 vs. New Mexico St.)


2011
Chuckie Keeton, QB (10/10 vs. Wyoming)
Stanley Morrison, WR, (11/7 vs. Hawai'i)
Robert Turbin, RB (11/21 vs. Idaho)
Bobby Wagner, LB (11/28 vs. Nevada)
Kyle Gallagher, LB (12/5 vs. New Mexico St.)

JOHN MACKEY NATIONAL TIGHT END OF THE WEEK

2007
Rob Myers, TE (11/21 vs. New Mexico St.)



Kyle Gallagher (#43) was named the WAC's Defensive Player of the Week on Dec. 5, 2011.



Tony D'Amato (#46) was named the Big West Conference Player of the Week five times during his career.

Quick Facts

Season Preview

The Aggies

Coaching Staff

Opponents

Season Review

RECORDS

University

WAC

ACADEMIC HONORS

ACADEMIC HALL OF FAME

Merlin Olsen
(First Class Inducted, 1988)

ACADEMIC ALL-AMERICA

1961 Merlin Olsen
1969 Gary Anderson
1974 Randy Stockham
1975 Randy Stockham

NFF NATIONAL SCHOLAR-ATHLETES

1961 Merlin Olsen
1971 Dennis Ferguson
1975 Randy Stockham

NCAA POSTGRADUATE SCHOLARSHIP

1967 Ronnie Edwards
1968 Garth Hall
1970 Gary Anderson
1976 Randy Stockham

ACADEMIC ALL-DISTRICT

(1999-present)

1999 Brad Bohn, 1st Team
Blake Eagal, 1st Team
Ben Holbrook, 2nd Team
Junior Pututau, 2nd Team
2000 Brad Bohn, 1st team
Blake Eagal, 1st Team
2001 Jesse Busta, 2nd team
Nate Putnam, 2nd Team
2002 Jesse Busta, 2nd Team
Jeremy Guenter, 2nd Team
Casey Poppinga, 2nd Team
2008 Derek Hoke, 2nd Team

ACADEMIC ALL-BIG WEST (1993-2000)

1993 Greg Angelovic, QB
Paul Gustafson, WS
Todd Wilson, P
1994 Kevin Corner, TE
Lonnie Johnson, DL
Travis Schow, DB
Jeff Spencer, DB
Robert Thomas, WR
Matt Wells, QB
Todd Wilson, QB
1995 Jeff Spencer, DB
Matt Wells, QB
Todd Wilson, QB
1996 Ben Holbrook, OT
Troy Kema, OG
Greg Stenson, DE
Matt Wells, FS
1997 Brad Bohn, PK
Ben Holbrook, OT
D. J. Lewis, SS
1998 Brad Bohn, PK
Blake Eagal, LB
Riley Jensen, QB
Ben Holbrook, OT
Nate Larsen, DT
1999 Brad Bohn, PK
Brant Brown, DE
Blake Eagal, LB
Ben Holbrook, OT
D.J. Lewis, WR
Junior Pututau, OC
Cade Smith, LB
2000 Brad Bohn, PK
Blake Eagal, LB
Nate Larsen, DT
Casey Poppinga, TE
Nate Putnam, DE
Jim Walker, OG

ACADEMIC ALL-SUN BELT

(2003-04)

2003 Commissioner's List (3.5-4.0 GPA)
Malik Cin, OL
Travis Cox, QB
Nate Fredrick, LB
Aric Galliano, OL
Nick George, TE

Chase Griffith, WR
Josh Hoehne, OL
Bryan Jackson, DB
Tim Jessop, DL
Jared Johnstun, LB
Trent Nate, LB
Nate Putnam, DL
Jake Stewart, LB
Ryan Taylor, LB
Jason Thomas, WR
Jared Westbrook, DL

Honor Roll (3.0-3.49 GPA)

Matt Crivello, QB
Victor Eti, OL
Mark Estelle, DB
Joel Higginson, WR
Leon Jackson III, QB
Joe Killpack, DB
Ross Luna, DB
Kelly Poppinga, LB
Terrance Washington, DB
Reggie Willson, DB
Matt Wiser, LB

2004

Commissioner's List (3.5-4.0 GPA)

Andre Bala, DB
Tim Jessop, DL
Trent Nate, LB
Kelly Poppinga, LB
Jason Stephens, TE
Jake Stewart, LB
Ryan Taylor, LB
Matt Wiser, LB

Honor Roll (3.0-3.49)

Jimmy Bohm, TE
John Chick, DE
Malik Cin, OL
Ryan DeQuillettes, DL
Nate Fredrick, LB
Nick George, TE
Patrick McNutt, TE
Kerry Shepherd, DL
Jason Walker, DB

ACADEMIC ALL-WAC

(2005-Present)

2005 Josh Anderson, LB
Andre Bala, S
Ben Childs, DL
Malik Cin, OL
Nate Fredrick, LB
Nick George, OL
Derek Hoke, OL
Frank Maile, DL
Otis Nelson, WR
Eric Sobolewski, WR
Jason Stephens, TE
Ryan Taylor, LB
Jason Walker, DB
Terrance Washington, S
Matt Wiser, LB
2006 Alan Bishop, DL
Jimmy Bohm, TE
Ryan Bohm, RB
Chanler Buck, LB
Ben Childs, DL
Malik Cin, OL
Nnamdi Gwacham, WR
Derek Hoke, OL
Otis Nelson, WR
Preston Robinson, WR
Kerry Shepherd, DL
Terrance Washington, S
2007 Josh Anderson, FB
Alan Bishop, DE
Jimmy Bohm, TE/FB
Adrian Bybee, DB
Peter Caldwell, PK
Andy Carlsen, LB
Jervon Graves, DL
Jordan Glass, LB
Nnamdi Gwacham, WR
Derek Hoke, OL
Jake Hutton, LB
Jase McCormick, QB
Otis Nelson, WR
Geno Odong, DB
Patrick Scales, LS
Chris Ulinski, PK

2008

Kellen Bartlett, TE
Marquis Butler, RB
Alan Bishop, DL
James Brindley, S
Andy Carlsen, LB
Jervon Graves, DL
Jake Hutton, LB
Nnamdi Gwacham, WR
Derek Hoke, OL
Otis Nelson, WR
Jake Poulson, LB
Patrick Scales, LS

2009

Jacob Actkinson, LB
Kellen Bartlett, TE
Alan Bishop, DT
James Brindley, S
Adrian Bybee, LB
Rajric Coleman, S
Forrest Dabb, LB
Jeff Fischer, QB
Josh Flores, RB
Nnamdi Gwacham, WR
Devin Johnson, DE
Eric Moats, WR
Cache Morgan, S
Chris Ulinski, PK
Bobby Wagner, LB

2010

Kellen Bartlett, TE
McKade Brady, CB/S
Rajric Coleman, S
Forrest Dabb, LB
Jacob Doughty, LB
Josh Flores, RB
Chris Harris, CB
Devin Johnson, DE
Gavin Jones, S
Jamie Markosian, OL
Eric Moats, WR
Cache Morgan, CB
Tanner Richlins, OT
Patrick Scales, LS
Eric Schultz, OL
Brad Theurer, TE
Travis Van Leeuwen, WR
Connor Williams, DE

2011

Keegan Andersen, TE
Matt Austin, WR
Tyler Bennett, P
McKade Brady, CB/S
Forrest Dabb, LB
Will Davis, CB
Jake Doughty, LB
Josh Flores, RB
B.J. Larsen, DL
Tyler Larsen, OL
Jamie Markosian, OL
Nate Needham, LS
Jamaine Olson, CB
Travis Reynolds, WR
Eric Shultz, OL
Michael Smith, RB
Brad Theurer, TE
Conner Williams, DE

FOUR-TIME ACADEMIC ALL-CONFERENCE

Brad Bohn, 1997-98-99-2000
Nnamdi Gwacham, 2006-07-08-09
Derek Hoke, 2005-06-07-08
Ben Holbrook, 1996-97-98-99
Otis Nelson, 2005-06-07-08

THREE-TIME ACADEMIC ALL-CONFERENCE

Todd Wilson, 1993-94-95
Matt Wells, 1994-95-96
Blake Eagal, 1998-99-2000
Malik Cin, 2003-04-05
Nate Fredrick, 2003-04-05
Nick George, 2003-04-05
Ryan Taylor, 2003-04-05
Matt Wiser, 2003-04-05
Jimmy Bohm, 2004-06-07
Josh Anderson, 2005-06-07
Kellen Bartlett, 2008-09-10
Forrest Dabb, 2009-10-11
Josh Flores, 2009-10-11

ACADEMIC AND ATHLETIC FIRST-TEAM ALL-CONFERENCE HONOREES

(1993-present)

1998 Brad Bohn, PK
1999 Ben Holbrook, OL
2000 Blake Eagal, LB
2009 Bobby Wagner, LB

Quick Facts

Season Preview

The Aggies

Coaching Staff

Opponents

Season Review

RECORDS

University

WAC

USU ALL-CENTURY TEAM

UTAH STATE ALL-CENTURY TEAM

Utah State's All-Century Football Team, sponsored by *The Herald Journal* in Logan, was announced Oct. 18, 1993, as selected by the fans. The players were chosen by position and represent every decade from the 1930s through the 1980s.

Offense

- WR Kendal Smith (1985-88)... Third team All-America (1988)/BWC Offensive Player of the Year (1988)
- OT Dave Kragthorpe (1951-54)... Two-time all-Skyline Eight Conference
- OG Jim Hough (1974-77)... Second team AP All-America (1977)/ Nine years in NFL
- C Ralph Maughan (1941-42, 46-47)... Three-time all-Mountain States Conference
- OG Dave Kuresa (1981-84)... Three-time all-Pacific Coast Conference
- OT Len Rohde (1957-59)... Two-time all-Skyline Eight/15-year NFL career
- TE Norvel "Nog" Hansen (1946-49)... A three-sport letterman
- WR Tom Forzani (1970-72)... Was USU receiving leader at end of his career
- QB Eric Hipple (1976-79)... All-Pacific Coast/10-year NFL career
- RB Louie Giammona (1973-75)... Led NCAA in rushing (1974) and all-purpose yards (1974, 75)
- RB Kent Ryan (1934-36)... First-team All-America (1936)
- PK Willie Beecher (1981-84)... Made 36 field goals and was 64-64 in PAT

Defense

- DL Merlin Olsen (1959-61)... Two-time All-America/Outland Trophy (1961)
- DL Rulon Jones (1976-79)... First-team All-America (1979)
- DL Lionel Aldridge (1960-62)... Honorable Mention All-America (1962)/NFL 11 years
- DL Greg Kragen (1980-83)... One Pro Bowl, three Super Bowls in NFL
- DL Phil Olsen (1967-69)... All-America (1969), Honorable Mention All-America (1968)
- LB Al Smith (1984-86)... BWC Defensive Player of the Year (1986)/ Two-time honorable mention All-America
- LB LaVell Edwards (1949-51)... All-Mountain States (1950)
- LB Hal Garner (1980-84)... Two-time all-PCAA/NFL third-round draft pick
- DB Patrick "Doc" Allen (1980-83)... All-Big West/Six years in NFL
- DB Donnie Henderson (1978-79)... All-Big West/NFL assistant coach
- DB Chuck Detwiler (1966-68)... Four-year NFL career
- P Guy McClure (1978-81)... 42.8 yards career punting average

OFFENSE



WR - Kendal Smith



OT - Dave Kragthorpe



OG - Jim Hough



C - Ralph Maughan



OG - Dave Kuresa



OT - Len Rohde



TE - Norvel "Nog" Hansen



WR - Tom Forzani



QB - Eric Hipple



RB - Louie Giammona



RB - Kent Ryan



PK - Willie Beecher

DEFENSE



DL - Merlin Olsen



DL - Rulon Jones



DL - Lionel Aldridge



DL - Greg Kragen



DL - Phil Olsen



LB - Al Smith



LB - LaVell Edwards



LB - Hal Garner



DB - Patrick "Doc" Allen



DB - Donnie Henderson



DB - Chuck Detwiler



P - Guy McClure

Quick Facts

Season Preview

The Aggies

Coaching Staff

Opponents

Season Review

RECORDS

University

MAC

TEAM HONORS

TEAM HONORS

1995-present

Team MVP

1995	Abu Wilson, RB
1996	David Gill, LB
1997	Steve Smith, WR
1998	Tony D'Amato, LB
1999	Demario Brown, RB
2009	Robert Turbin, RB
2011	Bobby Wagner, LB

Offensive MVP

1995	Kevin Alexander, WR
1996	Nakia Jenkins, WR
1997	Steve Smith, WR
1998	Robert Scott, WR
1999	Demario Brown, RB
2000	Emmett White, RB
2001	Kevin Curtis, WR
2002	Jose Fuentes, QB
2003	Chris Cooley, TE
	Travis Cox, QB
2004	Kevin Robinson, WR
2005	Tony Pennyman, WR
2006	Ryan Tonnemacher, OL
2007	Kevin Robinson, WR/KR
2008	Diondre Borel, QB
2009	Diondre Borel, QB
2011	Robert Turbin, RB

Defensive MVP

1995	David Gill, LB
1996	David Gill, LB
1997	Tony D'Amato, LB
1998	Tony D'Amato, LB
1999	Donald Dicko, S
2000	Brent Passey, LB
2001	Tony Walker, CB
2002	Jesse Busta, LB
2003	Mark Estelle, CB
2004	Ronald Tupea, DL
2005	John Chick, DE
2006	Paul Igboeli, LB
2007	Frank Maile, DL
2008	Jake Hutton, LB
2009	Bobby Wagner, LB
2011	Kyle Gallagher, LB

Special Teams MVP

1995	Johndale Carty, S
1996	Todd Sofonia, LB
1997	Steve Smith, WR
1998	Josh Manning, LB
1999	Justin Oswald, LB
2000	Brad Bohn, PK
	Nathan Barber, DB
2001	Dane Kidman, PK
	Steve Mullins, P
2002	Dane Kidman, PK
2003	Ben Chaet, P
2004	Kevin Robinson, Returns
2009	Josh Flores, RB/PR/KR
2011	Chris Harris, S

Offensive Scout Team MVP

1995	Adrian Pierson, WR
1996	Aaron Jones, WR
1997	Riley Jensen, QB
1998	Ky Oday, WR
1999	Travelle Gaines, RB
2000	Brenen Burningham, OL
	Roger Fernandez, RB
2001	Jared Johnstun, FB
2002	Jason Stephens, TE
2003	Tarrell Richards, WR
2004	Eric Sobolewski, QB
2005	Jase McCormick, QB
2006	Spencer Johnson, OL
2007	Ben Longshore, QB
2008	Eric Moats, WR
2009	DJ Tialavea, TE
2011	Taani Fasilau, OL
	Jorden Mattinson, OL

Defensive Scout Team MVP

1995	Derek DeCesare, LB
1996	Blake Eagal, LB
1997	Ryan Duncan, DE
1998	Ryan Solomona, DL
1999	Justin Oswald, LB
2000	Robert Watts, LB
2001	Jim Fackrell, DE
2002	Joe Lindsay, CB
2003	Christian Thompson, DB
2004	Otis Nelson, DB
2005	Alan Bishop, DL
2006	Josh Anderson, LB
2007	Deshon Benton, LB
2008	Trifon Gochlis, DB
2009	Casey Davis, DT
2011	Jefferson Court, LB
	Jordan Nielsen, DL

Most Inspirational

1995	Kenyatta Green, LB
2000	John Roberts, RB
	Blake Eagal, LB
2001	John Roberts, RB
2002	Jerome Dennis, CB
2003	David Fiefia, TB
2004	Jared Johnstun, LB

John Hill Award

(overcoming serious injury)

1995	Robert Holmes, OG
1996	Chad Lyman, DL
1997	Matt Sauk, QB
1998	Joe German, OT
1999	Matt Lance, OL
2000	Nate Larsen, DT
2001	Eric Gwilliam, OT
2002	Luis Trujillo, OG
2003	David Fiefia, TB
2004	Jerome Dennis, CB
2005	Andre Bala, S
2006	Terrance Washington, S
2007	Tarell Richards, WR
2008	Jake Hutton, LB
2011	Matt Austin, WR
	Stanley Morrison, WR

Iron Aggie Award

(weight room)

1995	Matt Hauk, DT
1996	Tai Gordon, CB
1997	Ben Crosland, DE
1998	Walter Fiefia, DT
1999	Donald Dicko, S
	Adrian Pierson, WR
2000	Blake Eagal, LB
2001	Tony Newson, LB
	Nick Onaindia, DE
2002	Jesse Busta, LB
2003	Greg Vandermade, OG
2004	Ronald Tupea, DL
2005	John Chick, DE
2006	Frank Maile, DT
2007	Carl Singleton, DE
2008	Jake Hutton, LB
	Marquise Charles, CB
2011	Michael Smith, RB

Golden Helmet

(hardest hitter)

2000	Brent Passey, LB
	John Roberts, RB
2001	Jamar Glasper, S
2002	Chris Cooley, TE
2003	Robert Watts, LB
2004	John Chick, LB

Outstanding Back/Receiver

2000	Aaron Jones, WR
2001	Jose Fuentes, QB
2002	Kevin Curtis, WR
2003	Kenny Coleman, WR

Outstanding Offensive Lineman

2000	Jeff Long
2001	Jim Walker
2002	Trevor Hutton
2003	Greg Vandermade
2004	Pace Jorgensen

Outstanding Defensive Lineman

2000	Nate Putnam
2001	Nick Onaindia
2002	Ronald Tupea
2003	Ronald Tupea
2004	Ronald Tupea

Outstanding Linebacker

2000	Blake Eagal
2001	Jesse Busta
2002	Robert Watts
2003	Robert Watts
2004	John Chick

Outstanding Defensive Back

2000	Ade Jimoh
2001	Tony Walker
2002	Mark Estelle
2003	Mark Estelle
2004	Cornelius Lamb

Outstanding Freshman

2000	David Fiefia, TB
	Nate Putnam, DE
2001	Ronald Tupea, DT
	Robert Watts, LB
2002	John Chick, DE
	Donald Penn, OT
	Matt Wiser, LB
2003	Terrance Washington, DB
2004	Emosi Fiefia, DL
	Leon Jackson III, QB

Outstanding Sophomore

2000	Jesse Busta, LB
	Jose Fuentes, QB
2001	Nate Putnam, DE
	Rodney Wilson, LB
2002	Robert Watts, LB
2003	John Chick, DT
2004	Joe Lindsay, S
	Tony Pennyman, WR

Most Improved

2000	Jose Fuentes, QB
	Caleb Smith, LB
2001	Eric Gwilliam, OL
	Bryan Jackson, S
	Trevor Hutton, OG
2002	Rodney Wilson, LB
2003	Andre Bala, S
2004	Nick George TE
2009	Kellen Bartlett, TE
	Walter McClenton, S
	Forrest Dabb, LB
	Kerwynn Williams, RB
2011	DJ Tialavea, TE
	Levi Koskan, DE

Kim Anderson Varsity Award (Big Blue Scholarship Fund)

2002	Jeff Crosbie, QB
2003	Joel Higginson, WR
2004	Trent Nate, FB
2005	Nick George, OC
2006	Malik Cin, OL
2007	Leon Jackson, QB/P
2008	Derek Hoke, OL
2009	Nnamdi Gwacham, WR

Quick Facts

Season Preview

The Aggies

Coaching Staff

Opponents

Season Review

RECORDS

University

WAC

NATIONAL / CONFERENCE RANKINGS

USU IN THE FINAL POLLS

Associated Press		
1961	Final	10th
United Press International		
1961	Final	10th
1972	Final	19th

NCAA STATISTICAL CHAMPIONS

TEAM	
Total Offense	
1963	395.3

Rushing Offense	
1960	312.0

Scoring Offense	
1961	38.7
1963	31.7

Rushing Defense	
1961	50.8

Punting	
1957	40.1

Kickoff Returns	
1978	26.7

Most Improved	
1942	+5.5

INDIVIDUAL

Rushing		Avg.
1974	Louie Giammona	153.4

Receptions		Avg.
1972	Tom Forzani	7.7
2001	Kevin Curtis	9.1

Scoring		Pts.
1953	Earl Lindley	81

Interceptions		No.
1948	Jay Van Noy	8
1956	Jack Hill	7
1966	Henry King	11

Punt Returns		Avg./Yds
1961	Tom Larscheid	23.4
1962	Darrell Roberts	333
2007	Kevin Robinson	18.9

Kickoff Returns		Avg./Yds
1957	Overton Curtis	695
1967	Altie Taylor	31.9

Kickoff Return Yards		Yds
2010	Kerwynn Williams	1,444

Kickoff Return Yards Per Game		Avg.
2010	Kerwynn Williams	120.3

All-Purpose		Avg.
1956	Jack Hill	169.1
1957	Overton Curtis	160.8
1974	Louie Giammona	198.4
1975	Louie Giammona	185.9
2000	Emmett White	238.9

CAREER

Yards Per Play		Avg.
2004-07	Kevin Robinson	16.16

CONFERENCE STATISTICAL CHAMPIONS

(1978-Present)

TEAM	
Passing	
1979	268.0
1988	298.0

Rushing	
2011	282.7

Scoring	
1979	31.5
1997	33.6
2011	33.6

Rushing Defense	
1978	154.2
1985	114.9
1997	115.6
1998	123.4

Passing Defense	
1997	251.2
2003	192.8

Total Defense	
1997	366.8
1998	319.9
2011	366.2

Scoring Defense	
1978	19.5
1981	19.1
1997	23.7

Red Zone Offense	
2010	89.5

Kickoff Returns	
1999	22.6
2010	25.2

Punt Returns	
1997	15.1
1999	13.1
2004	18.33
2007	18.29

Net Punting	
2000	35.6

INDIVIDUAL

Total Offense		Avg.
1988	Brent Snyder	285.6
2003	Travis Cox	237.0

Rushing		Avg.
1979	Rick Parros	112.4
1990	Roger Grant	124.6
1999	Demario Brown	139.6
2000	Emmett White	120.2

Passing		Avg.
1979	Eric Hipple	141.1
2003	Travis Cox	232.6

Receptions		Avg.
1979	James Murphy	5.7
1980	James Murphy	6.0
2003	Chris Cooley	6.20

Receiving Yards		Avg.
2000	Aaron Jones	105.0

All-Purpose		Avg.
1979	Rick Parros	126.0
1997	Steve Smith	140.7
2000	Emmett White	238.9
2005	Tony Pennyman	146.0
2007	Kevin Robinson	193.1
2010	Kerwynn Williams	170.2

Punting		Avg.
1978	Guy McClure	43.0
1979	Guy McClure	41.1
1980	Guy McClure	41.1
1986	Herick Mandel	42.9
1990	Rusty Carlsen	42.2

Punt Returns		Avg.
1978	Jimmy Bryant	9.4
1979	Stacy Colbert	9.2
1980	Stacy Colbert	9.5
1981	Fred Fernandes	12.2
1993	James Dye	12.2
1994	Kevin Alexander	14.5
1997	Steve Smith	15.6
1999	Emmett White	15.0
2004	Kevin Robinson	22.47
2007	Kevin Robinson	18.90

Kickoff Returns		Avg.
1978	Jimmy Bryant	27.6
1981	Marvin Ellis	37.2
2005	Tony Pennyman	29.35
2010	Kerwynn Williams	27.25

Scoring		Avg.
1979	Rick Parros	8.2
1992	Sean Jones	7.5
2011	Robert Turbin	10.6

Kick Scoring		Avg.
1978	Steve Steinke	7.2
1979	Steve Steinke	5.8
1990	Doug Beach	7.0
1992	Sean Jones	7.5
1993	Nathan Morreale	8.2

Field Goals		Avg.
1998	Brad Bohn	2.18

Field Goal Pct.		Avg.
2008	Peter Caldwell	83.3

Interceptions		No.
1986	Darrin Long (tied)	6
1988	Travis Clark	5
1990	Damon Smith	5
1991	Ron Edwards	7
1992	Donald Toomer	6
1997	Johndale Carty	6

Tackles (1998-present)		Avg.
1998	Tony D'Amato	15.4
1999	Brent Passey	12.9
2010	Bobby Wagner	11.1
2011	Bobby Wagner	11.3

Sacks		Avg.
2005	John Chick	1.14

Tackles For Loss		Avg.
2005	John Chick	1.73

Bold = 2012 returners



Louie Giammona (#43) led the nation with 153.4 rushing yards per game during the 1974 season.

UTAH STATE IN THE NCAA RECORD BOOK (Following the 2011 Season)

Most Seasons Gaining 2,500 Total Offense Yards - 2nd (tie) - 3, Jose Fuentes, 2000-02

Teams Having a 3,000-yard passer, 1,000-yard rusher and 1,000-yard receiver in the same year -- 1st (tie) - Utah State, 2001 (Jose Fuentes (3,100 pass), Emmett White (1,361 rush) and Kevin Curtis (1,531 receive))

Most All-Purpose Yards In A Game - 1st - 578, Emmett White vs. New Mexico State, 2000 (322 rushing, 134 receiving, 2 punt returns, 120 kickoff returns)

Most Seasons With 2,000 Or More All-Purpose Yards - 1st (tie) 2, Emmett White, 2000 (2,628) and 2001 (2,014)

Consecutive Overtime Games in a Season
1st (tie) - 2, USU vs. New Mexico State and vs. UL-Monroe, 2002

Career Total Offense Yards Per Game
27. Brent Snyder, 268.9
31. Anthony Calvillo, 265.4
43. Jose Fuentes, 251.8

Career Total Offense Yards
65. Jose Fuentes, 9,064

Career Rushing Yards Per Game
34. Louie Giammona, 116.6

Single-Game Rushing Yards
34. Emmett White, 322 vs. N.M. State, 2000

Single-Game Rushing for at least 200 Yards and Receiving for at least 100 Yards
T1. Emmett White, vs. N.M. State, 2000 (322 rushing, 134 receiving) (one of four players)

Single-Game Passing Yards
T23. Tony Adams, 561 vs. Utah, 1972

Career Passing Yards
56. Jose Fuentes, 9,164

Career Passing Yards Per Game
24. Brent Snyder, 277.5

Single-Game Passing Yards
T23. Tony Adams, 561 vs. Utah, 1972

Career Receptions Per Game
8. Kevin Curtis, 7.9
19. Nakia Jenkins, 7.0

Season Receptions
26. Kevin Curtis, 100 in 2001
51. Kevin Alexander, 92 in 1995

Career Receiving Yards Per Game
3. Kevin Curtis, 126.8
9. Kevin Alexander, 112.9

Season Receiving Yards
26. Kevin Curtis, 1,531 in 2001

Single-Game Receiving Yards
16. Aaron Jones, 297 vs. Boise State, 2000

Career Punt Return Average
9. James Dye, 17.2 (two years at USU)

Career Kickoff Return Average
3. Overton Curtis, 31.0
7. Altie Taylor, 29.3

Career All-Purpose Yards Per Game
12. Louie Giammona, 173.4

Season All-Purpose Yards
8. Emmett White, 2,628 in 2000

Season All-Purpose Yards Per Game
6. Emmett White, 238.9 in 2000

Career All-Purpose Yards
16. Kevin Robinson, 6,479
26. Emmett White, 5,872

Career All-Purpose Yards Per Play
1. Kevin Robinson, 16.16 (6,479 on 401 career plays)

Season Kickoff Yards
1. Kerwynn Williams, 1,444 in 2010

Returns Per Game
1. Kerwynn Williams, 4.26 in 2010

Career Yards Returned Per Game
1. Kerwynn Williams, 112.0 in 2009-10

Yards Returned Per Game
1. Kerwynn Williams, 120.3 in 2010

Single-Game All-Purpose Yards
1. Emmett White, 578 vs. N.M. State, 2000
18. Kendal Smith, 387 vs. San Jose St., 1988

Winningest Teams in the 1960s
17. Utah State, 68-29.3, .695

Undefeated, Untied Teams
Utah State, 1911 (also unscored on)

Teams Ending Longest Winning Streaks
San Diego State had the 21st longest winning streak in NCAA history from 1965-67 until USU won 31-25 to end the streak.

Most Played Rivalries
12. Utah State vs. Utah, 109 games

Highest Scoring Tie Games
2. Utah State 48, S.J. State 48, 1979

NCAA team and individual statistical champions listed on previous page.

Bold = 2012 returners



Kevin Robinson (#6) set a new NCAA career all-purpose yards per play record with 16.16 during his time as an Aggie from 2004-07.



Kerwynn Williams (#25) set four NCAA FBS records in 2010 including single-season kickoff yards (1,444), most yards returned per game in a season (120.3 ypg) and career (112.0), along with most returns per game for career (4.26)

EMMETT WHITE'S NCAA RECORD-SETTING DAY

On Nov. 4, 2000, Utah State running back Emmett White produced one of the greatest single-game performances in NCAA history. The then-Aggie junior not only broke the NCAA single-game all-purpose yardage record, he demolished it.

The national record of 435 yards held by Brian Pruitt of Central Michigan, set against Toledo in 1994, was broken by an astonishing 143 yards as White accumulated 578 yards against New Mexico State.

White rushed 34 times for a school-record 322 yards, added 134 yards on seven receptions, had one punt return for two yards and four kickoff returns for 120 yards. That added up to 578 yards on 46 touches of the football that November night.

Not only did White amass all of those yards, he scored four touchdowns, including the game-winner, a nine-yard run, with just :28 left in the game as USU won the contest in Las Cruces 44-37.

He finished the season as the nation's all-purpose yardage leader averaging 238.9 yards per game (39 yards more per game than NCAA runner-up LaDainian Tomlinson of TCU). That average is still the sixth-best average in NCAA history.

White's 120.2 yards per game rushing that year ranked 13th in the country and his 322 yards on the ground against NMSU were the second most in a game in Big West history, as well as the most in USU history by 30 yards.



Emmett White (#32)

Quick Facts

Season Preview

The Aggies

Coaching Staff

Opponents

Season Review

RECORDS

University

WAC

AP POLLS

UTAH STATE IN THE ASSOCIATED PRESS POLL (Since 1957)

Date	Rank	Result	Opponent
Oct. 31, 1960	18th	W 17-13	WYOMING
Nov. 7, 1960	19th	W 45-6	at Pacific
Sept. 25, 1961	RV	W 34-14	at Washington St.
Oct. 2, 1961	RV	T 6-6	at Wyoming
Oct. 16, 1961	RV	W 49-3	at Colorado State
Oct. 23, 1961	RV	W 69-0	IDAHO
Oct. 30, 1961	RV	W 31-8	at Brigham Young
Nov. 6, 1961	RV	W 65-22	at W. Michigan
Nov. 13, 1961	RV	W 17-6	at Utah
Nov. 20, 1961	RV	Did Not Play	
Nov. 27, 1961	RV	Did Not Play	
*Dec. 4, 1961	10th	L 9-24	#vs. Baylor
Preseason, 1962	RV	W 29-18	at San Jose State
Preseason, 1962	RV	W 45-7	at Idaho
Oct. 8, 1962	RV	L 13-14	at New Mexico
Oct. 12, 1964	RV	W 14-3	at New Mexico
Oct. 18, 1965	RV	W 41-20	at Colorado State
Oct. 25, 1965	RV	W 34-21	BYU
Nov. 1, 1965	RV	L 0-7	at Memphis
Nov. 8, 1965	RV	L 19-21	at Wichita State
Preseason, 1966	RV	L 8-17	at New Mexico

RV - Received Votes

* - Final Poll

- Gotham Bowl

(NOTE: AP Polls from 1961-67 included only 10 teams)

UTAH STATE VS. ASSOCIATED PRESS RANKED TEAMS (Since 1957)

Date	Rank	Result	Opponent
Dec. 31, 1960	17th	L 13-20	&vs. New Mexico St.
Nov. 18, 1961	RV	W 17-6	at Utah
Nov. 21, 1964	RV	L 6-14	at Utah
Sept. 24, 1966	4th	L 7-28	at Nebraska
Oct. 22, 1966	RV	L 10-35	at Wyoming
Nov. 4, 1967	RV	W 30-9	BYU
Nov. 8, 1969	19th	L 13-38	at Air Force
Sept. 12, 1970	14th	L 0-37	at Kansas State
Oct. 2, 1971	1st	L 6-42	at Nebraska
Sept. 16, 1972	4th	L 0-49	at Oklahoma
Oct. 7, 1972	9th	L 12-27	at Texas
Sept. 28, 1974	3rd	L 3-72	at Oklahoma
Oct. 4, 1975	7th	L 7-61	at Texas
Sept. 11, 1976	13th	L 16-33	at Arkansas
Sept. 24, 1977	20th	L 6-65	BYU
Sept. 15, 1979	8th	L 14-35	at Nebraska
Sept. 20, 1980	7th	L 17-35	at Texas
Oct. 2, 1981	10th	L 26-32	at Brigham Young
Oct. 29, 1983	15th	L 34-38	at Brigham Young
Nov. 24, 1984	1st	L 13-38	at Brigham Young
Nov. 9, 1985	18th	L 0-44	BYU
Sept. 6, 1986	18th	L 0-52	at Brigham Young
Nov. 22, 1986	RV	L 7-14	at Fresno State
Sept. 5, 1987	2nd	L 12-56	at Nebraska
Oct. 31, 1987	RV	L 14-24	SAN JOSE STATE
Sept. 3, 1988	2nd	L 13-63	at Nebraska
Sept. 30, 1988	RV	L 3-38	at Brigham Young
Sept. 16, 1989	13th	L 10-66	at Southern Cal
Sept. 23, 1989	20th	L 2-41	at Illinois
Sept. 30, 1989	RV	L 10-37	BYU
Oct. 14, 1989	RV	L 7-34	FRESNO STATE
Oct. 6, 1990	RV	L 7-52	at Oregon
Nov. 24, 1990	4th	L 10-45	at Brigham Young
Sept. 7, 1991	14th	L 28-59	at Nebraska
Sept. 21, 1991	7th	L 21-55	at Oklahoma
Nov. 2, 1991	25th	W 20-19	FRESNO STATE
Sept. 5, 1992	RV	L 3-49	at Arizona
Oct. 17, 1992	RV	W 28-16	KANSAS STATE
Sept. 18, 1993	RV	L 24-28	BAYLOR
Dec. 17, 1993	RV	W 42-33	^vs. Ball State
Sept. 3, 1994	RV	L 17-32	at Utah
Sept. 30, 1994	RV	L 6-34	at Brigham Young
Nov. 12, 1994	RV	L 28-56	at Nevada
Sept. 16, 1995	RV	L 21-24	at So. Mississippi
Aug. 31, 1996	RV	W 20-17	UTAH
Sept. 28, 1996	RV	L 20-58	at Texas Tech
Oct. 4, 1996	21st	L 17-45	BYU
Aug. 30, 1997	RV	W 21-17	at Utah
Sept. 13, 1997	25th	L 24-35	COLORADO STATE

Oct. 3, 1997	24th	L 35-42	at Brigham Young
Oct. 11, 1997	RV	L 16-24	at Oregon State
Sept. 19, 1998	15th	L 6-25	at Colorado
Oct. 10, 1998	RV	L 12-53	at Washington
Sept. 4, 1999	12th	L 7-38	at Georgia
Sept. 18, 1999	RV	L 18-38	at Utah
Oct. 1, 1999	RV	L 31-34	at BYU
Oct. 16, 1999	9th	L 0-40	at Kansas State
Sept. 2, 2000	RV	L 16-38	at Texas Tech
Sept. 23, 2000	RV	L 20-44	at Arizona State
Sept. 8, 2001	13th	L 14-31	at LSU
Sept. 29, 2001	6th	L 21-38	OREGON
Oct. 5, 2001	18th	L 34-54	at Brigham Young
Dec. 1, 2001	21st	L 21-70	at Fresno State
Sept. 7, 2002	9th	L 13-44	at Nebraska
Sept. 6, 2003	23rd	L 7-31	at Nebraska
Sept. 13, 2003	16th	L 16-26	at Arizona State
Sept. 18, 2004	15th	L 6-48	UTAH
Sept. 10, 2005	RV	L 7-31	at Utah
Oct. 15, 2005	RV	L 21-53	at Fresno State
Oct. 29, 2005	5th	L 3-35	at Alabama
Nov. 4, 2006	RV	L 10-63	HAWAI'I
Nov. 18, 2006	13th	L 10-49	at Boise State
Sept. 15, 2007	3rd	L 3-54	at Oklahoma
Oct. 6, 2007	16th	L 37-52	at Hawai'i
Nov. 10, 2007	19th	L 0-52	BOISE STATE
Sept. 6, 2008	18th	L 24-66	at Oregon
Sept. 13, 2008	22nd	L 10-58	UTAH
Oct. 3, 2008	8th	L 14-34	BYU
Nov. 8, 2008	9th	L 14-49	BOISE STATE
Sept. 3, 2009	19th	L 17-35	at Utah
Oct. 2, 2009	20th	L 17-35	at BYU
Nov. 20, 2009	6th	L 21-53	BOISE STATE
Sept. 4, 2010	7th	L 24-31	at Oklahoma
Oct. 30, 2010	RV	L 42-56	at Nevada
Dec. 4, 2010	9th	L 14-50	at Boise State
Sept. 3, 2011	23rd	L 38-42	at Auburn

RV - Received Votes

& - Sun Bowl

^ - Las Vegas Bowl

(NOTE: AP Polls from 1961-67 included only 10 teams)

USU vs. Associate Press Ranked Teams

USU vs. Ranked Teams: 1-50 (H: 1-10, A: 0-39, N: 0-1)


USU vs. Teams Receiving Votes: 6-24 (H: 3-6, A: 2-18, N: 1-0)

USU vs. Number One: 0-2

USU vs. Top Five: 0-10

USU vs. Top 10: 0-21

(NOTE: AP Polls from 1961-67 included only 10 teams)



Roger Grant (#35) rushed for 98 yards on 20 carries in Utah State's dramatic 20-19 win over 25th ranked Fresno State on Nov. 2, 1991. It was the Bulldogs' only loss of the season.

Quick Facts

Season Preview

The Aggies

Coaching Staff

Opponents

Season Review

RECORDS

University

MAC

AGGIES IN THE NFL

Tony Adams, QB

Kansas City Chiefs, 1975-78
Minnesota Vikings, 1987

Louie Aguiar, K

New York Jets, 1991-93
Kansas City Chiefs, 1994-98

Lionel Aldridge, DE

Green Bay Packers, 1963-71
San Diego Chargers, 1972-73

Kevin Alexander, WR

New York Giants, 1996-97
Miami Dolphins, 1998
Washington Redskins, 1999

Buddy Allen, HB

Denver Broncos, 1961

Patrick Allen, CB

Houston Oilers, 1985-90

Ocie Austin, DB

Baltimore Colts, 1968-69
Pittsburgh Steelers, 1970-71

Willie Beecher, K

Miami Dolphins, 1987-88

Ed Berry, DB

Green Bay Packers, 1986
San Diego Chargers, 1987

Craig Bradshaw, QB

Houston Oilers, 1980

James Brindley, S

Seattle Seahawks, 2010

Clyde Brock, DT

Dallas Cowboys, 1962-63
San Francisco 49ers, 1963

Jarrett Bush, CB

Green Bay Packers, 2006-

Chuck Butler, LB

Seattle Seahawks, 1984

Israel Byrd, CB

New Orleans Saints, 1993-95

Johndale Carty, FS

Atlanta Falcons, 1999-2002
Jacksonville Jaguars, 2003

Ron Cassidy, WR

Green Bay Packers, 1979-84

John Chick, DE

Indianapolis Colts, 2010
Jacksonville Jaguars, 2011

Mike Connelly, C

Dallas Cowboys, 1960-67
Pittsburgh Steelers, 1968

Chris Cooley, TE

Washington Redskins, 2004-

Kevin Curtis, WR

St. Louis Rams, 2003-06
Philadelphia Eagles, 2007-09
Miami Dolphins, 2010
Kansas City, 2010
Tennessee Titans, 2011

Chuck Detwiler, S

San Diego Chargers, 1970-72
St. Louis Cardinals, 1973

Jed DeVries, OT

Cleveland Browns, 1994-95
Baltimore Ravens, 1996

Bill Dunstan, DT

Philadelphia Eagles, 1973-76
Buffalo Bills, 1977
Los Angeles Rams, 1979

Bob Gagliano, QB

Kansas City Chiefs, 1981-83
San Francisco 49ers, 1986-87
Indianapolis Colts, 1988
Detroit Lions, 1989-90
San Diego Chargers, 1991-92
Atlanta Falcons, 1993

Hal Garner, LB

Buffalo Bills, 1985-88; 1990-91

Louie Giammona, RB

New York Jets, 1976
Philadelphia Eagles, 1978-82

Cornell Green, DB

Dallas Cowboys, 1962-74

De'von Hall, S

Indianapolis Colts, 2009
Tampa Bay Buccaneers, 2010

Mike Hamby, DE

Buffalo Bills, 1986

Matt Hanousek, OL

Seattle Seahawks, 1987

Jim Harris, DT

New York Jets, 1965-67

Jack Hill, HB

Denver Broncos, 1961

Eric Hipple, QB

Detroit Lions, 1980-89

Jim Hough, OL

Minnesota Vikings, 1978-86

Trevor Hutton, OL

Indianapolis Colts, 2004-05

Ade Jimoh, CB

Washington Redskins, 2003-06
Chicago Bears, 2007
New England Patriots, 2008

Rulon Jones, DE

Denver Broncos, 1980-88

Henry King, DB

New York Jets, 1967

Steve Kinney, T

Chicago Bears, 1973-74

Micah Knorr, P

Dallas Cowboys, 2000-02
Denver Broncos, 2002-04
New York Jets, 2005

Greg Kragen, DL

Denver Broncos, 1985-93
Kansas City Chiefs, 1994
Carolina Panthers, 1995-98

MacArthur Lane, RB

St. Louis Cardinals, 1968-71
Green Bay Packers, 1972-74
Kansas City Chiefs, 1975-78

Paul Lavine, LB

Seattle Seahawks, 1987

Jim LeMoine, OG

Buffalo Bills, 1967
Houston Oilers, 1968-69

Bashir Livingston, LB

New York Giants, 1999-2000

Tarren Lloyd, TE

New York Jets, 2012

Earsell Mackbee, DB

Minnesota Vikings, 1965-69

Curtis Marsh, CB

Philadelphia Eagles, 2011-

Ralph Maughan, C

Detroit Lions, 1949

Steve Maughan, LB

Tampa Bay Buccaneers, 1976

Doug Mayberry, RB

Minnesota Vikings, 1961-62
Oakland Raiders, 1963

Clark Miller, DE

San Francisco 49ers, 1962-68
Washington Redskins, 1969
Los Angeles Rams, 1970

Craig Miller, S

Jacksonville Jaguars, 2000

Shawn Miller, NT

Los Angeles Rams, 1984-89

Solomon Miller, WR

New York Giants, 1986
Tampa Bay Buccaneers, 1987

Mel Montalbo, DB

Oakland Raiders, 1962

Rod Moore, WR

San Francisco 49ers, 1994

Mark Mraz, DE

Atlanta Falcons, 1987
Los Angeles Raiders, 1989

Carl Mulleneaux, E

Green Bay Packers, 1938-41; 1945-46

Bill Munson, QB

Los Angeles Rams, 1964-67
Detroit Lions, 1968-76
Seattle Seahawks, 1976
San Diego Chargers, 1977
Buffalo Bills, 1978-79

James Murphy, WR

Kansas City Chiefs, 1981

Shawn Murphy, G

Miami Dolphins, 2008
Tampa Bay Buccaneers, 2009

Spain Musgrove, DL-OL

Washington Redskins, 1967-69
Houston Oilers, 1970

Rob Myers, TE

New York Jets, 2009
New England Patriots, 2010
Indianapolis Colts, 2010-

Patrick Newman, WR

Minnesota Vikings, 1990
New Orleans Saints, 1991-93

Tony Newson, LB

Kansas City Chiefs, 2002-04

Jim Newton, OT

Indianapolis Colts, 2003-04
Arizona Cardinals, 2005

Merlin Olsen, DT

Los Angeles Rams, 1962-76

Phil Olsen, DL-OL

Boston Patriots, 1970
Los Angeles Rams, 1971-74
Denver Broncos, 1975-76

Dave Parkin, DB

Detroit Lions, 1979

Scott Parrish, OT

Denver Broncos, 1976

Quick Facts

Season Preview

The Aggies

Coaching Staff

Opponents

Season Review

RECORDS

University

WAC

AGGIES IN THE NFL

Rick Parros, RB

Denver Broncos, 1981-84
Seattle Seahawks, 1985, 1987

Donald Penn, OL

Tampa Bay Buccaneers, 2006-

Mike Perko, DT

Atlanta Falcons, 1982

Kevin Robinson, WR/KR

Kansas City Chiefs, 2008
St. Louis Rams, 2009

Len Rohde, T

San Francisco 49ers, 1960-74

Kent Ryan, B

Detroit Lions, 1938-40

Paul Sanders, HB

Boston Yanks, 1944

Ron Sbranti, LB

Denver Broncos, 1966

Patrick Scales, LS

Baltimore Ravens, 2011-

Roy Shivers, RB

St. Louis Cardinals, 1966-72

Greg Sinnott, T

Los Angeles Rams, 1987

Aaron Smith, LB

Denver Broncos, 1984

Al Smith, LB

Houston Oilers, 1987-95

Charlie Smith, RB

San Diego Chargers, 1975

James Smith, S

Denver Broncos, 1969

Kendal Smith, WR

Cincinnati Bengals, 1989-90

Michael Smith, RB

Tampa Bay Buccaneers, 2012-

Glen Sorenson, G

Green Bay Packers, 1943-45

Bill Staley, DT

Cincinnati Bengals, 1968-69
Chicago Bears, 1970-72

Altie Taylor, RB

Detroit Lions, 1969-76
Houston Oilers, 1976

John Thompson, TE

Green Bay Packers, 1979-82

Ken Thompson, WR

St. Louis Cardinals, 1982-83

Navy Tuiasosopo, C

Los Angeles Rams, 1987

Robert Turbin, RB

Seattle Seahawks, 2012-

Jim Turner, K-QB

New York Jets, 1964-70
Denver Broncos, 1971-79

Maurice Turner, RB

Minnesota Vikings, 1984-85
Green Bay Packers, 1985
New York Jets, 1987

Rich Tylski, OG

New England Patriots, 1994
Jacksonville Jaguars, 1995-99
Pittsburgh Steelers, 2000-01
New England Patriots, 2002
Carolina Panthers, 2004

Bobby Wagner, LB

Seattle Seahawks, 2012-

Elmer "Bear" Ward, C

Detroit Lions, 1935-36

Bob Wicks, WR

St. Louis Cardinals, 1972
New Orleans Saints, 1974
Green Bay Packers, 1974

Frank "Buss" Williams, B


New York Giants, 1948

Kevin Young, DE

New Orleans, Saints, 1987

Rich Zecher, DT

Oakland Raiders, 1965
Miami Dolphins, 1966-67
Buffalo Bills, 1967



Jim Turner (#11) was a back-to-back Pro Bowl selection with the N.Y. Jets in 1969 and 1970, as well as the 1968 Super Bowl. Turner also played in the 1977 Super Bowl with the Denver Broncos.

AGGIES IN THE PRO BOWL

Chris Cooley	Washington	2	2007, 2008
Cornell Green	Dallas	5	1966-68, 1972, 1973
Rulon Jones	Denver	2	1985, 1986
Greg Kragen	Denver	1	1990
MacArthur Lane	St. Louis	1	1971
Carl Mulleneaux	Green Bay	2	1940, 1941
Merlin Olsen	Los Angeles	14	1963-76
Donald Penn	Tampa Bay	1	2010
Len Rohde	San Francisco	1	1971
Al Smith	Houston	2	1991, 1992
Jim Turner	N.Y. Jets	2	1969, 1970

AGGIES IN THE SUPER BOWL

Lionel Alderidge	Green Bay	2	1966, 1967
Ocie Austin	Baltimore	1	1968
Jarrett Bush	Green Bay	1	2010
Bill Dunston	Los Angeles	1	1979
Hal Garner	Buffalo	2	1990, 1991
Louie Giammona	Philadelphia	1	1980
Cornell Green	Dallas	2	1970, 1971
Rulon Jones	Denver	2	1986, 1987
Greg Kragen	Denver	3	1986, 1987, 1989
Earsell Mackbee	Minnesota	1	1969
Solomon Miller	N.Y. Giants	1	1986
Rod Moore	San Francisco	1	1994
Jim Turner	N.Y. Jets	2	1968
	Denver		1977



Rulon Jones (#79) played in back-to-back Super Bowls with the Denver Broncos in 1986 and 1987.



Len Rohde (#76) played in the 1971 Pro Bowl while a member of the San Francisco 49ers.

Quick Facts

Season Preview

The Aggies

Coaching Staff

Opponents

Season Review

RECORDS

University

MAC

AGGIES IN THE NFL DRAFT

ROUND / OVERALL PICK

1937

Ed (Red) Wade, T, Chicago (10/98)

1944

Jack Okland, T, New York Giants (6/48)

1945

Howie Hansen, T, Detroit (11/105)
John Putnik, E, Washington (14/137)

1946

Jack Seiferling, B, Pittsburgh (5/33)

1947

Ralph Maughan, E, Detroit (18/156)

1948

Moroni Schwab, T, Detroit (7/53)
Frank Williams, B, New York Giants (20/176)

1949

Dale Panter, T, Detroit (14/132)

1950

Jay Van Noy, B, Los Angeles Rams (10/129)

1952

Bob Stoddard, T, Chicago (25/296)

1954

Earl Lindley, B, Chicago (16/186)

1955

Dave Kragthorpe, G, New York Giants (16/188)
Charley Hatch, E, Detroit (30/359)

1956

Jack Hill, B, Baltimore (13/151)
Reed Henderson, T, San Francisco (15/171)

1957

Larry Sorenson, T, Chicago (12/144)
Bob Winters, QB, Cleveland (22/258)
Tom Range, G, Pittsburgh (29/343)

1958

Gary Lund, G, Baltimore (30/356)

1959

Overton Curtis, B, Pittsburgh (11/127)
Mike Connelly, C, Los Angeles Rams (12/141)
Bill Meglen, G, Los Angeles Rams (22/261)

1960

Len Rohde, T, San Francisco (5/59)
Mike Connelly, C, Buffalo

1961

Clark Miller, T, San Francisco (5/58)
Doug Mayberry, FB, Minnesota (10/127)
Roger Fisher, C, Oakland (23)
Dave Mayberry, FB, Oakland

1962

Merlin Olsen, T, Los Angeles Rams (1/3)
Clyde Brock, T, Chicago (2/20)
Tom Larscheid, B, Philadelphia (18/251)
Terry Cagaanan, B, Minnesota (20/269)
Tom Cagaanan, HB, Oakland (25)

1963

Lionel Aldridge, G, Green Bay (4/54)
Steve Shafer, B, San Francisco (11/148)
Darnell Haney, T, St. Louis (19/254)
Jim Turner, QB, Washington (19/259)
Larry Campbell, FB, Oakland (28)

1964

Bill Munson, QB, Los Angeles Rams (1/7)
Jim McNaughton, E, New York Giants (12/165)

1965

Jim Harris, T, Minnesota (4/55)
Rich Zecher, T, Oakland (9)
Roy Shivers, HB, St. Louis (19/264)
Veran Smith, B, Minnesota (17/232)

1966

Ron Sbranti, DE, San Francisco (10/147)

1967

Spain Musgrove, DT, Washington (2/38)
Jim LeMoine, TE, Buffalo (2/42)
Henry King, DB, New York Jets (3/74)
Mike Gold, T, St. Louis (8/193)
Grant Martinsen, DB, Buffalo (15/389)

1968

MacArthur Lane, RB, St. Louis (1/13)
Bill Staley, DE, Cincinnati (2/28)
Ocie Austin, DB, Baltimore (10/257)
Jim Murphy, K, Chicago (16/424)
Joe Forzani, LB, Philadelphia (17/448)
Rich Zecher, DT, Cincinnati (Expansion)

1969

Alfie Taylor, RB, Detroit (2/34)
Mike O'Shea, WR, Minnesota (5/112)
Doug Gosnell, DT, Green Bay (8/194)
Jim Smith, DB, Denver (10/244)

1970

Phil Olsen, DT, Boston (1/4)
Bernard Bradley, DB, San Diego (13/327)

1971

Wes Garnett, WR, San Diego (12/299)
Bill Dunstan, DE, San Francisco (14/361)
Tyrone Covey, DB, Dallas (14/363)

1972

Bob Wicks, WR, St. Louis (8/188)

1973

Elton Brown, DE, Denver (11/269)
Tony Adams, QB, San Diego (14/343)

1974

Archie Gibson, RB, New England (11/268)

1975

Bob Fuhrman, DB, Green Bay (13/321)

1976

Steve Maughan, LB, Tampa Bay (3/91)
Orlando Nelson, TE, Cincinnati (6/176)
Scott Parrish, T, New Orleans (5/127)
Louie Giammona, RB, N.Y. Jets (8/214)
Bob Dzierzak, DT, Tampa Bay (15/404)
Ron Holmes, RB, Miami (15/423)

1978

Jim Hough, C, Minnesota (4/100)
Keith Myers, QB, Green Bay (9/228)

1979

Ron Cassidy, WR, Green Bay (8/193)
John Thompson, TE, Green Bay (9/235)
Dave Parkins, DB, Atlanta (9/239)

1980

Rulon Jones, DE, Denver (2/42)
Eric Hipple, QB, Detroit (4/85)
Rick Parros, RB, Denver (4/107)
Craig Bradshaw, QB, Oakland (7/182)
Henry Henderson, DB, Detroit (10/251)

1981

James Murphy, WR, Minnesota (10/266)
Bob Gagliano, QB, Kansas City (12/319)

1982

Mike Perko, DT, Pittsburgh (6/155)
Larry Hogue, DB, Cincinnati (10/278)

1983

Maurice Turner, RB, Minnesota (12/325)

1984

Patrick Allen, DB, Houston (4/100)
Aaron Smith, LB, Denver (6/159)
Theodis Windham, DB, Seattle (12/329)
Andy Parket, TE, Oakland (5/127)

1985

Hal Garner, LB, Buffalo (3/63)
Mike Hamby, DT, Buffalo (6/141)

1986

Ed Berry, DB, Green Bay (7/183)
Solomon Miller, WR, N.Y. Giants (6/157)

1987

Mark Mraz, T, Atlanta (5/125)
Al Smith, LB, Houston (6/147)

1989

Kendal Smith, WR, Cincinnati (7/194)
Brent Snyder, QB, Chicago (7/192)

1990

Pat Newman, WR, Minnesota (10/249)

1999

Johndale Carty, DB, Atlanta (4/126)

2003

Kevin Curtis, WR, St. Louis (3/74)

2004

Chris Cooley, TE, Los Angeles (3/81)

2007


Shawn Murphy, G, Miami (4/110)
Kevin Robinson, WR/KR, Kansas City (6/182)

2010

Curtis Marsh, CB, Philadelphia (3/90)

2011

Bobby Wagner, LB, Seattle (2/47)
Robert Turbin, RB, Seattle (4/111)
Michael Smith, RB, Tampa Bay (5/212)



MacArthur Lane was the 13th player selected in the 1968 NFL Draft by the St. Louis Cardinals.

Quick Facts

Season Preview

The Aggies

Coaching Staff

Opponents

Season Review

RECORDS

University

WAC

BOWL GAME SUMMARIES

1946 RAISIN BOWL

San Jose State	20
Utah State	0

A powerful San Jose State college grid team shut out Utah State, 20-0 in the second Raisin Bowl at Fresno, Calif. San Jose devastated the Aggies 16 to seven in first downs, 177 to 74 in yards rushing and 110 to 49 in yards passing. Utah State's all-conference center, Ralph Maughan, could not offset San Jose's halfbacks Bert Robinson and Babe Nomura. San Jose did all of its scoring in the second and third quarters. Bill Schembel, a substitute halfback, passed to quarterback Bill Jackson for the opening touchdown, then took an aerial from Jackson for score number two. Bill Rhyne, another substitute halfback, crossed the goal line from the one yard line scoring the third touchdown. Through the entire game, Utah State threatened to score twice, once in the first quarter when it reached the San Jose one-yard line, and again at the end of the fourth quarter when the Aggies were again within a yard of the goal. Both attempts were denied and Utah State was confined to its own territory throughout most of the game.

1947 GRAPE BOWL

Pacific	35
Utah State	21

All-American quarterback Eddie LeBaron led his Pacific Tigers onto victory, defeating the Utah State Aggies, 35-21 in Lodi's first inaugural Grape Bowl football game. Only six minutes into the game, Pacific fullback Harry Kane scored on a 72-yard run. Utah State answered with a 70-yard drive to land on Pacific's 1-yard line. Right halfback John Worley fumbled, allowing halfback Bruce Orvis to recover the ball and run it back 99 yards for Pacific's second score. Early in the second quarter, LeBaron scored on a quarterback sneak from the one, and then threw for a 14-yard TD pass to left end John Rohde a few minutes later. Sub halfback Wayne Hardin completed all five conversion attempts. Utah State came back from halftime facing a 28-0 deficit. Quarterbacks John Caputo and John Sorensen helped the Aggies with two touchdowns, and in the final period, halfback Ernie Groll intercepted a long pass by LeBaron on the Pacific 42 and ran it back into the end zone. Fullback Buss Williams converted all three attempts. Utah State ran up 15 first downs against the College of Pacific's 17. On the ground the Tigers gained 278 yards against the Aggies' 85.

1960 SUN BOWL

Utah State	13
New Mexico State	20

New Mexico State, in winning its 15th-straight game, overcame Utah State, 20-13, in a bruising Sun Bowl football battle. USU owned a 7-0 lead in the first quarter when halfback Tom Larscheid ran for 13 yards and a touchdown. The score was set up with a 53-yard punt return by Ernie Reese, which set a Sun Bowl record.

New Mexico State answered right back in the second quarter. Quarterback Charley Johnson's three-yard pitch to Pervis Atkins along with Atkins' subsequent kick, tied the score in the second period.

USU then regained the lead by driving 80 yards in 15 plays with Dolph Camilli scoring from the 11. New Mexico State took the lead for the first time in the third quarter when Bob Gaiters ran for a 32-yard touchdown. Johnson led the offense by completing 18-of-26 passes, including two for touchdowns.

Utah State's final effort for victory was denied in the fourth quarter when fullback Doug Mayberry was stopped short of a first down on a fourth down play. New Mexico State then ran out the clock.

NMSU quarterback Charley Johnson threw for 190 yards and was tabbed the Sun Bowl's MVP for the second straight year. Johnson is the only player to earn the Sun Bowl's MVP honor twice.

The NMSU defense held the nation's top offense to just 268 total yards.

Utah State's defense was equally as impressive. USU, led by future Hall of Famer Merlin Olsen, held the NMSU offense to only 224 yards, including just 44 rushing yards on 32 carries.

UTAH STATE	7	6	0	0	- 13
N.M. STATE	0	7	7	6	- 20

USU-Larscheid 13 run (Miller kick)
 NMSU-Atkins 2 pass from Johnson (Atkins kick)
 USU-Camilli 11 run (kick failed)
 NMSU-Gaithers 32 run (Atkins kick)
 NMSU-Sims 7 pass from Johnson (kick failed)
 A - 16,000

Team Statistics	NMSU	USU
First Downs	18	15
Rushes-Yards	44	268
Comp.-Att.-Int.	18-26-1	0-4-0
Passing Yards	190	0
Total Offense	234	268
Punts	3-37.3	4-31
Fumbles-Lost	1	1
Penalties-Yards	2-16	4-52

Individual Rushing

New Mexico State: Gaiters 13-65, Atkins 7-10, Jackson 1-4, Gonzales 1-4, Johnson 7-(-37), Alba 3-4.

Utah State: Mayberry 19-91, Larscheid 16-83, Montalbo 5-42, Reese 9-28, Camilli 3-8, Howard 1-6, Claybaugh 1-5, Butcher 1-4.

Individual Passing

New Mexico State: Johnson 26-18-1 190
Utah State: Camilli 2-0-0 0, Montalbo 2-0-0 0

Individual Receiving

New Mexico State: Kelley 6-64, Sims 5-44, Atkins 3-28, Jackson 1-14, Gonzales 1-14, Cassell 1-11, Thompson 1-5.
Utah State: None

1961 GOTHAM BOWL

Baylor	24
Utah State	9

Converting four-of-five fumble recoveries into three touchdowns provided Baylor with the win over previously unbeaten Utah State, 24-9. Baylor's Ronnie Bull, picked up a 15-yard touchdown run in the first quarter. Quarterback Don Trull contributed a two-yard scoring plunge and a 39-yard touchdown pass to end Tom Plumb. Carl Choate kicked all three conversions and added three points with his 22-yard field goal. Utah State's first score came in the third quarter when Jim Turner kicked a 36-yard field goal. Midway through the final quarter, Ronnie Stanley's pass was intercepted by Utah State's Bob Novotny on the Baylor 16. In three plays, Utah State produced a touchdown with Munson scoring from the four. An attempted conversion run failed.

BAYLOR	7	3	7	7	- 24
UTAH STATE	0	0	3	6	- 9

Baylor-Bull 14 run (Choate kick)
 Baylor-FG Choate 22
 Utah State-FG Turner 36
 Baylor-Trull 2 plunge (Choate kick)
 Baylor-Plumb 38 pass from Trull (Choate kick)
 Utah State-Munson 4 run (run failed)
 A - 15,123

Team Statistics	Baylor	USU
First Downs	14	10
Rushes-Yards	102	153
Passing Yards	153	41
Comp.-Att.-Int.	14-30-1	3-14-3
Total Offense	255	194
Return Yards	112	86
Fumbles-Lost	2	5
Penalties-Yards	3-16	2-32
Punts	1-19	2-11

Individual Rushing

Baylor: Bull 13-61, Whorton 6-14, Adams 4-13, Minter 3-11.

Utah State: Montalbo 4-35, Prince 8-28, Mattson 5-27, Larscheid 11-25, Turner 5-17.

Individual Passing

Baylor: Ply 2-10-0 28, Trull 11-16-0 116.
Utah State: Munson 1-8-2 24, Turner 1-3-1 10, Montalbo 1-3-0 7

Individual Receiving

Baylor: Plumb 3-59, Bull 4-25, Lane 2-30.
Utah State: McNaughton 3-41

BOWL GAME SUMMARIES

1993 LAS VEGAS BOWL

Utah State	42
Ball State	33

Anthony Calvillo tossed three touchdown passes and Profaif Grier ran for two scores as Utah State defeated Ball State, 42-33 in Las Vegas Bowl II. It marked Utah State's first bowl victory in its 96-year football history. Utah State scored on its first two possessions with drives of 73 and 82 yards, respectively. Calvillo, who completed his first seven pass attempts, hit Cotie McMahon from 22 yards out for the first score. Eight minutes later, Grier reached the end zone on a three-yard run. With :24 remaining in the first half, Aubrey Thompson scored on a three-yard pass from Calvillo. The Aggie offense rolled up 329 total yards in the first half and produced 18 first downs. Ball State scored 10 straight points to open the third quarter, but Utah State got a 15-yard touchdown run from Grier and another touchdown pass from Calvillo, this time to Mike Lee good for 16 yards. Donald Toomer iced the game when he returned an interception 32 yards for a score to give the Aggies a 42-19 lead with 11:34 left. Calvillo completed 25-of-39 passes for 286 yards to earn MVP honors.

BALL STATE	0	0	17	16	- 33
UTAH STATE	14	7	14	7	- 42

USU-McMahon 22 pass from Calvillo (Morreale kick)
 USU-Grier 3 run (Morreale kick)
 USU-Thompson 3 pass from Calvillo (Morreale kick)
 BSU-McCray 7 pass from Neu (Swart kick)
 BSU-FG Swart 31
 USU-Grier 15 run (Morreale kick)
 USU-Lee 16 pass from Calvillo (Morreale kick)
 BSU-Neu 2 pass from Blair (Swart kick)
 BSU-Safety, Calvillo forced out of end zone
 USU-Toomer 32 interception return (Morreale kick)
 BSU-Nibbs 2 run (Oliver pass from Neu)
 BSU-Oliver 2 pass from Neu (pass failed)
 A - 15,508

Team Statistics	BSU	USU
First Downs	14	27
Rushes-Yards	26-73	46-205
Passing Yards	241	286
Comp.-Att.-Int.	21-38-2	25-39-2
Total Offense	64-314	85-491
Return Yards	14	43
Fumbles-Lost	1-1	2-1
Penalties-Yards	5-30	15-150
Punts	5-41	3-39
Time of Possession	24:49	35:11

Individual Rushing

Ball State: Kent 1-27, Nibbs 6-18, Blair 10-11, McCray 1-10, Neu 7-4, Deede 1-3.
Utah State: Grier 33-142, Calvillo 8-50, Dye 2-8, Huey 1-5, A. Thompson 1-10.

Individual Passing

Ball State: Neu 20-37-2 239, Blair 1-1-0 2.
Utah State: Calvillo 25-39-2 286.

Individual Receiving

Ball State: Blair 10-66, Oliver 5-114, Gorman 2-32, McCray 2-21, Freeman 1-6, Neu 1-2.
Utah State: Jenkins 5-94, McMahon 4-54, Lee 4-48, A. Thompson 4-28, Ray 3-22, Grier 2-32, Turner 1-10, G. Thompson 1-2.

1997 HUMANITARIAN BOWL

Cincinnati	35
Utah State	19

Utah State spotted Cincinnati a 28-point advantage before scoring 19 of the game's final 26 points as the Aggies fell 35-19 in the first Humanitarian Bowl at Boise, Idaho on Dec. 29, 1997. The Aggies suffered through their second-lowest offensive output of the season in both scoring (16 at Oregon State) and yardage (283 vs. New Mexico) in the game. USU did not practice outdoors until the two days prior to the game as the Aggies worked out in the USU fieldhouse for the month between the end of the regular season and the bowl game. That rustiness was evident as USU went scoreless in the first half as Cincinnati put up a 21-0 halftime advantage. USU warmed up in the second half, scoring three touchdowns in an eight minute span, but the Aggies were controlled by a bigger, stronger Cincinnati team. Steve Smith earned USU MVP honors as he had four receptions for 136 yards and a 75-yard touchdown, while also returning two punts for 26 yards and two kickoffs for 58 yards. The game was the final one for head coach John L. Smith, who had announced that he had taken the head coaching job at Louisville immediately after the final regular season game at North Texas. Cincinnati's Chad Plummer was selected as the Bearcats' MVP in the game after rushing for 53 yards, passing for 62 yards and catching four passes for 64 more yards.

CINCINNATI	7	14	14	0	- 35
UTAH STATE	0	0	13	6	- 19

UC - Bonner 14 pass from Plummer (Judge kick)
 UC - Bonner pass from Kenner (Judge kick)
 UC - Smith 1 run (Judge kick)
 UC - Plummer 15 run (Judge kick)
 USU - Smith 75 pass from Sauk (Bohn kick)
 UC - O. Smith 7 run (Judge kick)
 USU - Blue 3 run (kick failed)
 USU - Passey 10 fumble return (pass failed)
 A - 16,131

Team Statistics	UC	USU
First Downs	23	15
Rushes-Yards	65-225	20-63
Passing Yards	186	253
Comp.-Att.-Int.	25-15-0	30-12-3
Total Offense	90-411	50-316
Return Yards	129	26
Fumbles-Lost	2-1	1-1
Penalties-Yards	7-84	3--13
Punts	5-184	6-194
Time of Possession	42:17	17:43

Individual Rushing

Cincinnati: O. Smith 15-78, Plummer 15-53, Cooper 17-47, Smith 7-32, Royal 9-24, Ison 1-1, Johnson, 1--10.
Utah State: Brown 12-56, Smith 2-11, Blue 2-6, Sauk 4--10.

Individual Passing

Cincinnati: Kenner 16-10-0, 124, Plummer 9-5-0, 62.
Utah State: Sauk 30-12-3, 253.

Individual Receiving

Cincinnati: Bonner 4-48, Collins-Baker 4-36, Plummer 4-64, Monroe 2-26, Royal 1-12.
Utah State: Smith 4-136, Jenkins 4-80, Brown 3-29, Damuni 1-8.

2011 FAMOUS IDAHO POTATO BOWL

Ohio	24
Utah State	23

In a season full of close finishes, the outcome at the Famous Idaho Potato Bowl was no different for Utah State as Ohio University scored with 13 seconds remaining in the fourth quarter to earn a 24-23 win against the Aggies on Dec. 17 at Bronco Stadium in Boise. After much deliberation on the two plays earlier to get to the goal line, Ohio quarterback Tyler Tettleton scored on a one-yard touchdown run with 13 seconds left to tie the score at 23-23. The ensuing extra point from Matt Weller gave the Bobcats their first and only lead of the game. In the Aggies' first bowl game since 1997, senior running back Michael Smith ran for a career-high and USU bowl record 157 yards, scoring both of Utah State's rushing touchdowns. Junior running back Robert Turbin recorded his eighth 100-yard game of the season with 101 yards. The Aggies jumped out to an early 2-0 lead in the first quarter after Tettleton fumbled in the end zone with 9:23 remaining. USU expanded its lead to 9-0 later in the first quarter when junior quarterback Adam Kennedy connected with senior tight end Taren Lloyd for a three-yard touchdown pass. Ohio cut that lead to 9-7 early in the second quarter when Derek Roback scored on a 26-yard pass from Tettleton. Smith broke off a 63-yard run with 12:19 remaining in the third quarter to put USU up 16-7. The high-scoring third quarter continued with Smith scoring his second touchdown of the game with an 11-yard scamper to put USU up 23-10. The frenzied third-quarter scoring wasn't done as Tettleton hit Ohio's MVP Brazill with a 44-yard scoring strike to pull the Bobcats within 23-17. OU then concluded the scoring with a late fourth-quarter touchdown for the win.

OHIO	0	7	10	7	- 24
UTAH STATE	9	0	14	0	- 23

Scoring Summary

1st 08:02 USU - Team Safety
 03:39 USU - Lloyd, Tarren 3 yd pass from Kennedy, Adam (Thompson Kick)
 2nd 04:40 OU - Roback, Derek 26 yd pass from Tettleton (Weller Kick)
 3rd 12:19 USU - Smith, Michael 63 yd run (Thompson Kick)
 09:52 OU - Weller, Matt 32 yd field goal
 05:51 USU - Smith, Michael 11 yd run (Thompson Kick)
 03:45 OU - Brazill, LaVon 44 yd pass from Tettleton (Weller Kick)
 4th 00:13 OU - Tettleton 1 yd run (Weller Kick)
 A: 28,076

Team Statistics	OU	USU
First Downs	22	18
Rushing	125	345
Passing	220	96
Total Offense	345	441
Fumbles:	2-0	1-1
Penalties:	6-45	4-40
Punts-Yds/Avg.	6-300	5-202
Punt returns:	4-9-0/2.2	1-1-0/1.0
Kickoff Returns:	4-83-0	5-76-0
Interceptions:	0-0-0	0-0-0
Fumble Returns:	1-7-0	0-0-0
Possession Time:	26:48	33:12
Third-Downs:	5 of 14	9 of 17
Fourth-Downs:	1 of 1	0 of 1

Individual Rushing

USU: Smith 12-157, Turbin 20-101, K. Williams 9-62, Kennedy 6-11, Keeton 1-10, Morrison 1-5
Ohio: Harden 15-47, Blankenship 11-47

Individual Passing (C-A-I, Yds, TD)

USU: Kennedy 11-18-0, 63, 1; Morrison 1-1-0, 33, 0
Ohio: Tettleton 19-26-0, 220, 2

Individual Receiving (Rec.-Yds)

USU: Van Leeuwen 1-26, Morrison 4-25, Smith 1-10, Moats 2-9, Jacobs 2-8, Kennedy 0-8, Turbin 1-7, Lloyd 1-3
Ohio: Brazill 8-108

Quick Facts

Season Preview

The Aggies

Coaching Staff

Opponents

Season Review

RECORDS

University

WAC

ALL-TIME LETTERMEN

A

Aalona, Ernest	1977-78
Abrams, Marvin	1944-47
Actkinson, Jacob	2007-09
Adams, Allan	1930-31
Adams, Bobby Ray	1948-49-50
Adams, Eric	1981-82-83-84
Adams, Hugh	1903
Adams, Hugh R.	1909
Adams, Orval	1898
Adams, Tony	1970-71-72
Adamson, Ronald	1966
Aguiar, Louie	1987-88
Ahern, John Paul	1937-38
Ahlemeyer, Monte	1987-89-90
Albrittain, Chris	1979-80
Alder, Austin	2008-09-10-11
Aldridge, Lionel	1960-61-62
Alexander, George	1933
Alexander, Kevin	1992-93-94-95
Alexander, Korey	1992-93-94
Alexander, Maurice	2011
Allen, Elihu (Buddy)	1958-59
Allen, Fred	1940-41
Allen, Patrick	1980-81-82-83
Allen, Sidney	2008-09
Allison, Carl	1892
Allred, Irwin	1898
Alston, Terrence	2011
Alvarez, Fred	1967-68
Amador, Jim Anthony	1968-69
Anast, Constantino (Dino)	1956-57
Andersen, Keegan	2011
Anderson, Frank	1971-72
Anderson, Gary E.	1967-68-69
Anderson, James	1917
Anderson, Joe W.	1944-45
Anderson, Josh	2004-05-06-07
Anderson, Larry G.	1958-59-60
Anderson, Ray W.	1945
Anderson, Scott	1988-89-90-91
Anderson, Stanley	1917-19-20
Anderson, Sterling	1923-24
Anderson, Todd	1981
Anderson, W.C.	1944
Andreason, Grant C.	1936-37
Andrews, Junius	1905-06
Andrus, Leonard M.	1919
Ane, Fie	1970
Angell, Kelly	1981-84-85
Angelovic, Greg	1992-93
Apostol, Chris J.	1948-49
Arguello, Jerry	1997-98
Ashton, Lynne	1892
Ashton, Tyler	2004
Asisi, Funaki	2008-09-10-11
Austin, Matt	2010-11
Austin, Ocie Moore	1965-66-67
Axelgard, Chris T.	1940-41
Ayarbe, Joseph P.	1953

B

Baer, Kent	1970-71-72
Badibanga, Eddie	1996-97, 99
Baguio, Joseph	1988
Bala, Andre	2001-02, 04-05
Ballif, Serge	1920
Balls, David	1989-92-93-94
Balls, Kent	1983
Bandy, Jason	1995-96
Bankhead, John	1896
Banks, Fred William	1939-40
Banks, John	1980
Barber, Nathan	2000-01
Barbic, George	1977
Barbour, Jr. Jerome	2007-08, 10
Barfield, Barry	1979
Bargsley, James	1988
Bargsley, John	1988
Barker, William T.	1930-31-32
Barlow, Fielding	1917
Barney, Vernon S.	1945
Bartlett, Kellen	2008-09-10

Barz, Brent	1981-84-85
Batch, Robert	1990-91-92
Bates, Bob	1945
Bates, Tom	1979-80-81-82
Batt, William	1908-09-11-12
Batt, William Lee	1942
Beach, Doug	1990-91-92
Beauford, Bill	1983-84
Becklund, Mike	1968-69
Beecher, Willie	1981-82-83-84
Beerman, Ed	1985
Beers, William	1937
Bell, Elija	1999
Bell, Marvin T.	1939-40-41-45
Bell, Mickey	1984-85
Bellison, A. Garth	1944-45
Bennett, Tyler	2011
Bennion, Earl	1907-09
Bennion, Mark L.	1931
Bennion, Noel L.	1927
Bennion, Vernon	1939-40
Benitude, Jaron	2011
Benson, Kenneth M.	1956-57
Benza, Brian	1997,2000
Bergeson, Douglas A.	1927-28-29
Berry, Ed	1984-85
Bettman, Alfred	1973-74-75
Bimher, John	1892
Bingham, James	1921
Bishop, Alan	2006-07-08-09
Black, Bryan	2003-04
Black, Marcus	1981-82
Blackburn, Dale	1945
Blackburn, Pat	1977-78
Blanton, Paul	1934-35-36
Blazer, Leon Albert	1964
Bledsoe, Lloyd G.	1952
Blood, Wesley Heber	1944
Bloom, Robert	1970-71
Blue, Melvin	1995-96-97
Blueford, David	1979-80-81
Boam, Grant Wayne	1935-36
Boccio, Jim	1972-74
Bogar, Jasper	1982
Boham, Fred	1938-39-40
Bohm, Jimmy	2004-05-06-07
Bohm, Ryan	2005-06
Bohn, Brad	1997-00
Borel, Diondre	2007-08-09-10
Borino, Richard Scott	1964
Bouwman, Kevin	1987-88-89-90
Bowden, Alfrd	2010-11
Bowen, Jim LeRoy	1962-63-64
Bowers, Brian	2001
Bowers, Warren	1990-91-93
Bowler, Paul	1990
Bowman, Xavier	2006-07-08-09
Boyer, Craig Edwin	1966-67-68
Bradshaw, Craig	1978-79
Brady, Elmo	1931-32-33
Brady, Kevin	1979-80-81
Brady, McKade	2010-11
Brady, Perry B.	1953
Braegger, Wallace	1937-38-39
Brafford, Todd	1980-82-83
Bray, Charles	1963-64
Brennan, Mathew R.	1968
Briggs, Louis	1932
Brignac, Michael	2000
Brindley, James	2007-08-09
Brinton, Ralph David	1958-59
Broccardo, Mark	1991
Brock, Clyde	1959
Brock, Lem	1983-84
Brockner, B.J.	1909
Brooks, Wendell D.	1970-71
Brookter, DJ	2001, 04-05
Brossard, Edgar	1907-08-09
Brossard, Elmer	1909
Brossard, F.	1910
Brossard, Howard	1912-13
Brossard, Roland	1912
Broughten, Robert Verne	1968

Broughton, Bob	1962-64
Brindley, James	2006, 07
Brown, Anthony	1987-88
Brown, Brant	1999
Brown, Darwin R.	1952-53
Brown, Demario	1996-97-98-99
Brown, Demetrius	1986-87-88-89
Brown, Elton	1971-72
Brown, F.	1909
Brown, Gary	1991-92-93-94
Brown, Gerald	1970-72
Brown, Jerry	1985-86-87-88
Brown, John Eldridge	1973
Brown, John L.	1963
Brown, Ken	1979-81
Brown, Louis	1988
Brown, Scott	1985-86
Brown, Tony	1986
Browner, Willard	1979-80
Brumfield, Ricky	1995-96-97-98
Bryan, Larry David	1961-62-63
Bryant, (NA)	1909
Bryant, Jimmy	1977-78
Buckley, James L.	1967
Budge, Rulon	1930
Budo, Shoro	1954
Buehler, Max S.	1944
Bullen, Bobby W.	1948
Bullen, Reese Newell	1935-36
Bunker, Robert E.	1934-35-36
Bunselmeir, Del	1976
Burge, Jason	1991
Burke, Steve James	1967
Burningham, Brenen	2001-02-03
Burrows, Jim	1958-59
Burrows, Ken	1967
Burton, Scott	1984-85
Bush, Jarrett	2004-05
Busta, Jesse	1999-2000-01-02
Butcher, Bob E.	1965-66-67
Butcher, Ray V.	1960
Butler, Marquis	2008
Butorovich, John	1981
Bybee, Adrian	2007-08-09
Bybee, Junior	1952-53
Bynum, Andre	1981-82-83-84
Bynum, Darius	1991
Byrd, Israel	1991-92
Byrd, Quinton	2009-10-11

C

Caffey, Andy	1921
Cagaanan, Terry	1961-62
Caine, George B.	1911
Caine, Lawrence	1937
Calderwood, Ben	2005-06-07-08
Caldwell, Peter	2007-08-09-10
Caldwell, William	1960
Call, Joseph G.	1928-29
Callahan, William K.	1962-63-64
Calverley, Grant	2002-03
Calvillo, Anthony	1992-93
Camillii, Bruce	1960
Camillii, Dolph	1959-60
Campbell, Del Ray	1951-52
Campbell, Fahdli	1996-97
Campbell, Larry	1962-63
Campbell, Mike	1984-85
Canales, Michael (Chico)	1981-82-83
Candler, Donta'	2001-02
Canidate, Steve	1999-00
Canning, Ben C.	1944
Cannon, Douglas Q.	1916
Caputo, John H.	1946-47-48-49
Caputo, Nick	1944-45-46
Cara, James Michael	1968
Caraway, Maurice	1999-00
Carboni, Peter J.	1962
Cardon, Lee Kenneth	1937-38-40
Cardon, Vince	1909
Carillo, Eugene Pedro	1968-69
Carlini, Tod V.	1949-50-51
Carlson, Andy	2007-08

Carlson, Rusty	1988-89-90-91
Carlston, Lee	1963-64
Carriger, Jaison	2002-03
Carty, Johnndale	1995-96-97-98
Cassidy, Ron	1977-78
Cattolico, Ras	1971
Caughey, Robert Charles	1948
Cavalucci, Ralph	1951-52-53
Cernick, Arnie	1957
Chaet, Ben	2003-04
Chambers, Michael Don	1968
Charles, Marquis	2005-06-07-08
Chatterton, Dick	1967
Chavez, Guillermo	1996-97
Chick, John	2002-03-04-5
Child, Raymond L.	1969
Childers, Mike	1971-72
Childs, Ben	2001, 05-06-07
Childs, Vandel	1930-31
Choate, Robert Calvin	1941-42
Christensen, Brian	1980-81-82
Christensen, Guy B.	1932
Christensen, Randy Ross	1968-69
Christensen, Robert	1934
Christensen, Wesley D.	1951-52
Christensen, Wilford A.	1957
Christeson, Blaine (J.R.)	1965-66-67
Ciancone, Ken	1979-80
Cin, Malik	2003-04-05-06
Cippolla, Joseph P.	1950-51-52
Clampet, Skip	1978-80
Clark, Charles Louis	1939
Clark, Craig	1971-72-73
Clark, Danny	1996
Clark, Dave	1964-65-66
Clark, David Thomas	1941
Clark, Greg	2007
Clark, Harry	1923-28
Clark, Marvin	2003
Clark, Travis	1987-89
Clark, Willie	1985
Claybaugh, Charles	1960-61-62
Clayton, Rodney	1979-80
Clemons, Robby	1992
Cliff, Edward P.	1929-30
Clifford, Brad	1975-76-77
Coburn, John	1909
Coe, Michael	1992-93
Cohen, Steven Loomis	1961-62
Colbert, Adam	1998-99
Colbert, Stacy	1979-80
Cole, Jean Pierre	1957
Coleman, Gary	2001-02
Coleman, Kenny	2003
Coleman, Mike Terry	1967
Coleman, Rajric	2009-10
Coleman, Sean	1993-94-95
Coleman, Steve	1975
Coleman, Valley	1972-73
Coles, Kory	1974-75-76
Collins, Scott	1999-00-01
Cologna, Max	1954
Comadena, Larry	1973-74
Confer, Fred George	1968-69
Conkwright, Allen	1917
Connelly, Dan	1998-99
Connelly, Mike	1958-59
Conroy, Maurice	1920
Cook, Lash	1909
Cooley, Chris	2000-01-02-03
Cooley, D.W.	1903
Coon, J.L.	1980-81-83
Cooper, Andrell	1990
Cooper, Sam Gary	1968-69
Cooper, William	1961
Copeny, Jerry	1977-78
Corey, Joe	1971-72
Cornelius, Pat	1978
Corner, Kevin	1994
Cornia, George W.	1944
Corrigan, Michael	1970
Costello, Frank	1961-64
Coster, Rodney	1950-51-52

Quick Facts

Season Preview

The Aggies

Coaching Staff

Opponents

Season Review

RECORDS

University

MAC

ALL-TIME LETTERMEN

Couey, Tyrone	1968-69-70
Counes, James	1950
Couppée, Steven	1970-71
Couppée, Ed	1972
Cowley, Claude Raymond	1937
Cowley, Sam	1923
Cox, Dan	1974-75-76
Cox, Dave	1969-70-71
Cox, Jerry	1973-74
Cox, John	1965
Cox, Travis	2001-02-03-04
Cranney, Monroe	1926-27
Crawford, Edmund	1901
Crawford, Glen	1985
Crawford, Wayne	1973
Crayton, Robert	1995
Criffenden, Frank	1892
Crivello, Matt	2003-04
Crockett, Ricky	2002
Croft, Walter	1892
Croft, Jack	1921
Crookston, Burns	1941-42-44
Crookston, Lauren	1917
Crookston, R. Burns	1912
Cropley, Virgil	1931
Crosbie, Jeff	1998-99, 2001-02
Crosbie, Merrill	1942
Crosland, Ben	1994-95-96-97
Cross, Marcus	2006
Crowell, Edward	1973-74
Cruikshank, Tom	1964
Crum, Joe	1980-81-82
Crumbley, Ernest	1985
Cuccia, Nick	1966-67
Cumbee, Derrick	2006-07-08
Cummings, Paul	1975
Cuncic, Wayne	1971-72-73
Cunningham, Dennis	1977
Curinga, Rudy	1963-64-65
Curtis, Heber	1916
Curtis, Kevin	2001-02
Curtis, Overton	1957
Czupka, Dwaine (Dewey)	1965-66

D	
D'Amato, Tony	1997-98
D'Avila, Armando	1990-92
Dabb, Forrest	2009-10-11
Dahle, Robert	1927-28
Dahme, William	1959-60-61
Daley, Marcus	1993
Daly, Greg	1975-76
Damuni, Waqa	1996-97-98
Dandridge, Nate	2001-02
Daniels, Joe	1957
Dansley, Duane	1935
Davies, Brian	1993-95
Davis, Casey	2008, 10
Davis, Eddie	1994-95-96
Davis, Greg	1988-89-90-91
Davis, Pondre	1983-85-86-87
Davis, Steve	1987-88
Davis, Will	2011
Davis, Travis	2003
Day, Joseph	1928-29
Dee, Glenn	1919
DeFries, Henry	1972-73
Deist, Kelley	1972-73-74
DeLadurantey, Brent	2004, 06
DeLoach, Dennis	1978-79-80-81
Deml, Jason	2000-01
DeMartini, Ken	1966-67-68
DeMartino, Joey	2010
Demosthenes, Guerschorn	1998
Dennis, Jerome	2001-02-03-4
Dennis, Joey	1967
Denson, Charlie	1976-77
DeQuillettes, Ryan	2002-03-04-05
Detwiler, Chuck	1966-67-68
DeVries, Jed	1990-91-92-93
DeCesare, Derek	1996
Dewan, Christopher	1974-75
DeWitt, Donald	1945

Dickey, William	1960-61
Dicko, Donald	1996-97-98-99
DiGiuseppe, James	1951
Dillard, Mike	1986
Dimerculus, Joseph	1965
Dimher, John	1892
Dinan, Paul	1951
Dine, Charles	1959-60
Dinka-Mba, Maxim	2007-08-09-10
Disman, David	2008
Dixon, Gordon	1931-32-33
Dixon, Willie	1957-58
Dixon, Aaron	1953-55
Doctor, Bob	1956-57
Dodge, John	1975-76
Dodson, Freddie	1996-97
Donaldson, Craig	1984-85-87
Donovan, Jack	1944
Dorius, Paul	1920
Doughty, Jake	2010-11
Doutre, William	1914
Downs, Chris	1999
Downs, Vance	1972
Dowty, Dean	1991
Doyle, Michael	1970-71-72
Doyle, Tim	1978-79
Drake, Perry	1978-79
Ducharme, Leo	1957-58
Duckworth, Tracy	1982-83-84
Duncan, Gail	1941-42
Duncan, Joe	1950
Duncan, Ryan	1998-2001
Dunnam, Douglas	1958-59
Dunstan, William	1968-69-70
Duve, Ryan	1988-89-90
Dye, James	1992-93
Dye, Scott	1977
Dyson, Brandon	1994-95-96-97
Dzierzak, Robert	1973-74-75

E	
Eagal, Blake	1997-98-99-00
Eason, Jerome	2002-03
Ebert, Carl	1951-52-53-54
Edwards, LaVell	1949-50-51
Edwards, Lewis	1951-52-53
Edwards, Mike	1984-85
Edwards, Ron	1964-65-66
Edwards, Ronald	1988-89-90-91
Egbert, Archie	1909
Egbert, Archie D.	1905-06-07-08
Egbert, Ivan	1909
Eggington, Mark	1987
Ekdahl, Trevor	1964-65-66
Elder, Dan	1976-77
Elder, Lloyd Stanley	1935
Ellis, Marvin	1981
Ellison, Dan	1969
Ellison, Michael	1970
Enesi, Sean	2009-10
England, Dave	1971-72
England, Dave	1978
England, Harvey	1936-37
English, Dennis	1967
Ephriam, Dale	1981-82-83-84
Erbesnik, John	1980
Erickson, Art	1990-91
Erickson, Dan	1968
Erickson, Elgin	1920-23
Erickson, Preston	2009
Erwin, Robert	1892
Escandon, Edmond	1965
Esplin, Greg	1969
Esplin, Jodie	1984
Estelle, Mark	2001-02-03
Eti, Victor	2003-04
Evans, James	1922
Evans, Robert	1906
Evans, Thomas	1909

F	
Fa'avae, Lomi	1995-96
Faccinto, Al	1969-70-71

Fackrell, Jim	2002
Falck, Louis	1919
Falkerson, Richard	1942
Fanaika, Jason	2010-11
Fano, Jarom	2000-03-04-05
Farias, Ruben	1991
Farmer, Clint	1978-79-81-82
Farrell, Ken	1947
Farris, Raymond	1983-84-85
Fausel, Will	2004-05-06-07
Favero, Alfred	1934-35
Felando, Chuck	1984
Felix, Ryan	1999
Ferderber, John	1958-59-60
Ferguson, Brad	1997-98
Ferguson, Dennis	1969-70-71
Ferguson, Kenneth	1963-65-66
Ferguson, Matt	2003
Fernandes, Fred	1979-81-82-83
Fernandez, Roger	2001
Ferrin, James	1967
Ferrin, Karl	1935-36-37
Fiefia, David	2000-01-02-03
Fiefia, Emosi	2004
Fiefia, Vaea	1995-97-98-99
Fiefia, Walter	1995-96-97-98
Fields, Daryl	2005-06-07-08
Fillimoeatu, Bojay	2011
Fischer, Jeff	2010
Fisher, Bob	1976
Fisher, Roger	1959-60
Flenniker, Baker	1950-51-52
Fletcher, Glenn	1979
Flowers, Aaron	1994
Flores, Josh	2009-10-11
Fonnesbeck, Cardell	1967
Fonua, Liua	2000
Foote, Devon	1978
Forbes, Chris	2004-05
Ford, Tim	1985
Foreman, Floyd	1990-92
Foreman, Xavier	1993-94
Forgeon, Aland	1930-31-32
Forzani, Joe	1965-66-67
Forzani, John	1968-69-70
Forzani, Tom	1970-71-72
Fosmark, Mike	1978-79-80
Foster, Tom	1963-65-66
Foulk, Roger	1961-62-63
Foxley, Edward	1924-25-26
Franklin, Demario	1998-99
Frazier, Aaron	1995-96
Frederking, Chip	1982-83-84
Fredrick, Nate	2002-03-04
Fredrickson, John	1906
French, Mike	1978-79
Frew, Eugene	1905-06-07
Frew, William	1909
Fritz, Wayne	1967
Froerer, Frederick	1909
Fronk, Jack	1954
Fry, Burke	1931-32-33
Fuentes, Jose	2000-01-02
Fuhriman, Rob	1972-73-74
Fultcher, Greg	1976-77
Fulton, John	1991
Funk, Brian	1990-91-92

G	
Gagliano, Bob	1980
Gaines, Terrence	1993-94-95
Galeazzi, Robert	1970-71
Gallagher, Kyle	2007, 09-10-11
Galli, Logan	1998-99
Galliano, Aric	2002-03
Gapelu Phillip	2008-09-10-11
Garcia, Carlos	1985-86
Garcia, Daniel	1973
Garcia, Jess	1968-69
Gardner, Alma	1927-28-29
Gardner, Bertrand	1922-23-24
Gardner, Dale	1951-52
Gardner, David	1922

Gardner, David I.	1926
Gardner, Vernal Del	1917-19
Gardner, Wilford	1917
Garf, George	1892
Garff, Wayne	1933
Gargalikis, Vincent	1999
Garmon, Vashon	1996-97-98-99
Garner, Dene	1985-86-87
Garner, Hal	1980-82-83-84
Garner, Hal E.	1948-49
Garner, Quinn	2008-09-10-11
Garnett, Wesley	1969-70
Garrett, Blake	2004
Garrett, David	1967
Garrett, James	1950-51
Garrett, Sid	1946
Gates, Michael	2002-03-04-05
Gates, Trae	1983-84
Geddes, William	1925-26
George, Nick	2002-03-04-05
Gerbozy, Don	1957-58-59
German, Joe	1995-96-97-98
Geyer, Chris	1968-69
Giammona, Louie	1973-74-75
Gibbons, Robert	1925-26-27
Gibbs, H. Lee	1925-26
Gibson, Archie	1972-73
Gibson, Byron	1985
Gilbert, Jack	1941-42
Giles, Eddie Lee	1970-71
Gill, David	1993-94-95-96
Gillespie, Dan	1928-29-30
Gilligan, George	1917
Gipson, Tony	1977-78
Gittins, Richard	1988-89-90-91
Glasper, Jamar	1999-2000-01-02
Glass, Jordan	2007-08
Glenn, Marshall	1931-32-33
Goddard, Ernie	1991
Gold, Mike	1965-66
Gold, Sherm	1938
Golden, Darby	2006-07-08
Gomez, Robert	1970-71
Gooding, Robert	1939
Goodspeed, William	1912
Goodwin, Clarence	1941
Gordon, Tai	1992-94-95-96
Gosnell, Douglas	1967-68
Gottfredson, Arthur	1946-47
Gourley, Gary	1948
Grant, Roger	1990-91
Grantham, Ferrante	1982-83
Grasseschi, Barry	1973-74-75
Graven, Dave	1971-72
Graves, Jervon	2007-08
Gray, Fred	1972
Green, Elmer	1940
Green, Harry	1914
Green, Kenyatta	1994-95
Green, Mark	1912
Greener, Dallas	1935-36
Grier, Profail	1993-94
Griffin, Amos	1913-14
Griffin, Herbert	1929
Griffin, Richard	1941-42
Griffith, Russell	1983
Grisby, Eric	1981-82
Griswold, Shawn	1992-93-94-95
Groll, Ernest	1944-45-47
Gross, Lance	1965-66
Gross, Wes	1982-83-84-85
Guenter, Jeremy	2001-02
Guercio, Vincent	1960
Guiney, Travis	1993-94-95
Gunderson, Orsen	1932
Gurrola, Danny	2009-10
Gustafson, Paul	1991-92-93-94
Gunstream, Ryan	2002-03
Gustin, Gary	1968
Guthrie, Darrell	1948-50
Gutierrez, Gunther	1973
Gutke, Harold	1938-42
Gutke, Ralph	1932-34

Quick Facts

Season Preview

The Aggies

Coaching Staff

Opponents

Season Review

RECORDS

University

WAC

ALL-TIME LETTERMEN

Gutke, Worth	1931-32	Heywood, Blaine	1944	Jackson, James	1985-86	Jorgensen, Pace	2004-05-06-07
Gwacham, Nnamdi	2006-07-08-09	Hibbets, Donald	1951	Jackson, Justin	2002-03	Jorgensen, Jeff	1970-71
Gwilliam, Eric	2000-01	Hicks, Raymond	2003-04	Jackson III, Leon	2004-05-06-07	Jourdan, Mauricio	1996-97
Gwynn, Richard	1984-85	Higgins, Jeremy	2010	Jackson, Marvin	1979-80-82	Judah, George	1927-28-29
H		Higginson, Joel	2003	Jackson, Percy	1982-83-84	Judd, Robert	1916
Hagan, Brett	1984	Hill, Bill	1955	Jackson, Shirley	1935-36	K	
Hahn, Chuck	1967-68	Hill, Dan	1986-87-88-89	Jackson, Willie	1991-92-94	Kaczor, Nate	1988-89
Halafia, Tuifua	1970-71-72	Hill, Jack	1952-55-56	Jacobs, Chuck	2011	Kaiser, Mitch	1982-83-84
Halafia, Willie	1972	Hill, Joe	2011	Jacobs, Joe	1989-90-91-92	Kapele, Naeole	1990
Hale, Lyle	1944	Hill, John	1981	Jacobson, Bruce	1968-69	Kapple, Dixon	1916
Hall, Devon	2005-06-07-08	Hill, Rex	1938-39	Jacobsen, Steven	1979-80-81-82	Kamana-Matagi, Elivs	2011
Hall, Don	1955	Hill, Robert	2008-09-10-11	Jakubiak, Jarrod	2004	Karnick, John	1952-53-54-55
Hall, Garth	1965-66-67	Hipple, Eric	1976-77-78-79	James, John	1942-46	Kay, Arthur	1940
Hall, Kimber	1980	Hislop, John	1972-73	James, Tom	1985-86	Kearns, J.L.	1898
Hall, Maureatha	1985	Hoare, William	1950	Jankovick, Keiver	1945	Kearns, Ron	1955
Hall, Ronald	1960	Hobson, Ivan	1910	Jaramillo, Jairo	1979	Keeley, Arthur	1948
Halverson, Robert	1953-55	Hodges, Cleon	1948	Jardine, William	1901-02-03	Keeton, Chuckie	2011
Hamblin, Justin	2003-04-05	Hoehne, Josh	2003	Jarrell, Craig	1969	Keiaho, Monte "Junior"	2008-09
Hamby, Mike	1981-82-83-84	Hoggan, Drummond	1938	Jarvis, Lester	1917	Keller, Ernest	1933
Hamilton, Melvin	1924-25-26	Hogue, Larry	1978-79-80-81	Jarvis, Orin	1917	Keller, Floyd	1929-34
Hamilton, Mike	1994	Hoke, Derek	2005-06-07-08	Jasper, Dale	1950-52	Keller, Pack	1933
Hamilton, Milton	1923	Hoken, James	1909	Jeffery, Derek	2001-02	Keller, Paul	1933
Hampton, Sean	1990-91	Hola, Saia	1982-83	Jeffs, Armond	1922-23-24-25	Kelso, Tom	1970-71
Hancock, Heber	1909-10	Holbrook, Ben	1996-97-98-99	Jeffs, Scott	1954-55-56	Kema, Troy	1995-96
Handel, Richard	1962-63-64	Holder, Don	1962-63-64	Jenkins, Clarke	1945-46	Kemp, Clifton	1973-74
Handley, Thatcher	1932-33-34	Hollmer, Kurt	1977	Jenkins, Dan	1972	Kemp, Jesse	1973-75
Haney, Darnel	1962	Holman, Dave	1968-69	Jenkins, James	1983-84-85	Kendall, Tim	1985-86
Hanks, Alfred	1937	Holmes, Jerry	1970-71	Jenkins, Matt	2000	Kendrick, Marvin	1963-64-65
Hannum, Jack	1962-63-64	Holmes, Robert	1992-94-95	Jenkins, Naki	1996-97	Kennedy, Adam	2011
Hanousek, Matt	1986	Holmes, Ronald	1974-75	Jenkins, Toney	1992-93	Kent, Barry	1988
Hansen, Alva	1907-08	Holloway, Dionte	2005	Jenkins, Tracy	1984	Keolanui, Eli	1951
Hansen, Holger	1969-70	Holtry, Donald	1966-67	Jenkins, Tracey	1988-89-90-91	Kerr, Gerald	1912
Hansen, Howard	1944-45	Hooks, John	1975-76	Jensen, Edmund	1927-28-29	Kerr, Rolfe	1955-58
Hansen, J. August	1905	Hoopiiana, Clifford	1944-45-46	Jensen, Irving	1917	Kidman, Dane	2001-02
Hansen, Lenard	1965-66-67	Horlacher, Robert	1955	Jensen, Marlin	1980-81-82	Kidman, Verle	1946-47-48-49
Hansen, Milton	1920-21	Hotchkin, George	1951-52-53	Jensen, Riley	1998	Kilburn, Marvin	1925
Hansen, N.D.	1937	Hough, Curtis	1975-76-77	Jeppeson, Klair	1960-62	Killebrew, Scott	1982-83
Hansen, Norvel	1946-47-48-49	Hough, James	1974-75-76-77	Jessop, Tim	2003-04	Killpack, Joe	2003
Hansen, Percy	1917	Howard, Bevan	2005-06	Jewkes, Hue	1941	Kimball, Gym	1983-84
Hansen, R.	1909	Howard, Dick	1941-42-46	Jimoh, Adebola	1999-2000-01-02	Kimball, Richard	1954-55-56
Hansen, Sean	1996-97-98	Howe, Earl	1923-24-25	Johansen, Josh	2011	King, Henry	1965-66
Hansen, Tom	1987-88-89-90	Howell, Rob	1989-90	Johansen, Norris	1948-49-50	King, Jeff	2005
Hanson, Robert	1944	Howren, Ernie	1990-91-92-93	Johnson, Aminifu	1998-99	King, Nick	2002
Hanzalk, Sutton	1985-86	Hubert, Jim	1957	Johnson, Andy	1979	King, Smiley	1997
Harbaugh, Jim	1976-77	Hudson, Mike	1995-96	Johnson, Carl	1916	Kingsford, Kenneth	1927
Hardy, Bert	1944	Huey, Kendrick	1993-94	Johnson, Dana	1981-83	Kinney, Steve	1970
Harkey, Tony	2007	Hughes, Austin	1938-39-40	Johnson, David	1994	Kirby, Gordon	1911
Harmen, Wade	1986	Hughes, George	1892	Johnson, David	1994	Kirk, Harvey	1922-23-24
Harris, Chris	2008-09-10-11	Hughes, J. Keith	1946-47-48-49	Johnson, Devin	2009-10	Kirschner, Frank	1948
Harris, Jim	1963-64	Hughes, Jerry	1971-72	Johnson, Kevin	1970-71	Kirwan, Kelly	1977-78-79
Harris, Kent	1953-54-55	Hughes, Mickey	1945-48	Johnson, Kirk	1989-90	Klukowski, Adam	1992
Harris, Rulon	1932	Hughes, Taylor	2011	Johnson, Leon	1951-52	Knapp, Al	1973-74
Harris, Sterling	1921-22	Hull, John	1931-32-33	Johnson, Lonnie	1994	Knapp, Alma	1909
Harrison, Eugene	1985	Hulse, Boyd	1946-47-48	Johnson, Lynwood	2005	Knapp, Gary	1956-57
Harrison, Jalonn	1995	Hulsey, Gary	1984-85-86-87	Johnson, Mark	1989-90-91-92	Knorr, Micah	1993-94-95-96
Harrison, Vaughn	1997	Hunsaker, Brian	1985-86-87-88	Johnson, Merrill	1957-58-59	Knowles, Willard	1921-22-23-24
Harrop, Jim	1967	Hunsaker, Jeff	1986-87-88-89	Johnson, Non	1948-49-50	Koskan, Levi	2008-09-10-11
Hart, Charles	1919	Hunt, Carl	1960-61	Johnson, Shaun	1994	Kragen, Greg	1980-81-82-83
Harvath, Jack	1954-55-56	Hunt, Scott	2000-01	Johnson, Spencer	2007-08-09-10	Kragthorpe, Dave	1951-52-53-54
Harward, Raymond	1960-61-62	Hunt-Loveless, Jeremy	1995-96-97	Johnson, Tamar	1997	Krepinski, Paul	1979
Hassell, Lindsay	1997-98	Hunter, Novich	1994-95	Johnson, Thales	1956	Krutsch, Gerald	1946
Hatch, Charles	1951-52-53-54	Hurren, David	1926-27	Johnson, Tony	1984-85	Kundert, Gerry	1954-55
Hatley, John	1973	Hurst, Roy	2007-08	Johnson, Wendell	1955	Kuresa, Danny	1983-84
Haueter, Jacob	2011	Husbands, Arlie (Skip)	1961-62-63	Johnstun, Jared	2002-03-04	Kuresa, Dave	1981-82-83-84
Haugen, Jeff	1988-89-91	Hutchins, Mike	1968	Jonas, Ellis	1948	L	
Hauk, Matt	1992-93-94-95	Hutchinson, Charles	1941	Jones, Aaron	1997-98-99-00	LaBass, Jim	1972-73
Hausknecht, Parker	2011	Hutton, Jack	1953-54-55	Jones, Adam	1996-97	Labrum, Ron	1967-68-69
Hawley, Warren	1925-26-27	Hutton, Jake	2005-06-07-08	Jones, Clarence	1911	Lacey, Joe	1936-37
Hayes, Lloyd	1946-47-48-49	Hutton, Trevor	2002-03	Jones, D.	1911-12-13	LaClair, Edward	1950
Haymore, Efram	1992-93	Hyde, Jon	1957-58	Jones, David W.	1914-15	Lamb, Burnell	1951
Haynes, Charles	1974-75	I		Jones, Gavin	2010	Lamb, Cornwallius	2002-03-04-05
Haynes, Greg	1986-87-89-90	Igboeli, Paul	2006-07-08-09	Jones, Isaih	2011	Lamb, Lamont	1952-53
Haynes, William	1974-75-76	Igobeli, Washington	2010	Jones, Louis	1955-56-57	Lamb, Wayne	1967-68
Healy, Shaun	1999-00	Ingersoll, Joe	1941-42	Jones, Michael	1970-71	Lance, Matt	1998-99
Heath, Ted	1946	Ipsen, Brad	1984-85	Jones, Michael	1988	Lando, Barre	1972
Heberlein, Todd	1989-90-92	Irion, John	1978	Jones, Nate	1980	Lane, MacArthur	1965-66-67
Henderson, Donnie	1978-79	J		Jones, Paul	1981-82-83-84	Lane, Sid	1966-67
Henderson, Reed	1953-54-55	Jackovich, Dan	1977-78	Jones, Pearl	1915	Langton, Willard	1896-98
Hendricks, Charles	1921-22-23-24	Jackovich, Dave	1978	Jones, Rod	1968-69	Languevan, Brian	1972-73-74-75
Hendricks, George	1934	Jackson, Bryan	2000-01-02	Jones, Rulon	1976-77-78-79	Lantz, Lee	1966
Herring, Jay	1954-55	Jackson, Carvel	1945	Jones, Sean	1989-90-91-92	Lapuaho, Al	2011
Hess, Wendell	1948-49			Jones, William	1909		
				Jones, Owen	1950		

ALL-TIME LETTERMEN

Larscheid, Tom	1959-60-61
Larsen, Andrew	1917
Larsen, B.J.	2011
Larsen, Nate	1997-98-99-00
Larsen, Phil	1959
Larsen, Tyler	2010-11
Larsen, Victor	1917
Larson, LaDell	1929-33
Lasike, Havea	2011
Latimer, Kenneth	1951
Latu, John	1996-97
Laub, Matt	1988
Laub, Stan	1979-80
Lavarato, Peter	1972-73-74
Lavine, Paul	1983-84
Law, Howard	1931-32-33
Laws, Don	1966-67
Lawson, Nevin	2010-11
Layton, Adam	1937
Layton, Malcolm	1923
Leatham, Dale	1950-51
Leavitt, Elson	1960
Ledingham, Clarence	1922-23-24-25
Lee, Mike	1992-93
Lee, Nick	1965-66
Leland, Lowell	1969
Lelis, Mike	1965
Lemmo, Jeff	1995-96
LeMoine, Jim	1965-66
Lenotti, Peter	1957-58
Leonard, Roger	1961-62
Leshner, John	1986
Lesue, Aaron	2006-07
Levingston, Bashir	1997
Lewis, D.J.	1997-98-99
Lewis, Grover	1916
Lewis, Terry	1966
Librizzi, Joe	1954-55-56
Linde, Calvin	1956
Lindley, Earl	1951-52-53
Lindquist, Ariel	1917
Lindsay, Claude	1922
Lindsay, Denny	1954-56
Lindsay, Joe	2003-04
Lindsay, Mike	1996-97-98-99
Linford, Howard	1925-26-27
Lisi, Mike	1985
Little (NA)	1909
Liu, Eiden	1970-71
Lloyd, Tarren	2008-10-11
Lockyer, Ted	1933-34-35
Logan, Alvin	1977-78
Long, Darrin	1984-85-86-87
Long, Jeff	1999-00
Longuevan, Brian	1972-73-74-75
Lopez, Ron	1990-91
Lorenat, Tom (Frenchy)	1952-53-54
Losey, Jim	1957
Love, Vernon	1923-24-26
Lovelace, Lawrence	2004
Lowe, John	1988
Loy, Kip	1990-92
Luke, Cameron	2005
Luna, Ross	2001-02-03-04
Lund, Gary	1955-57-58
Lunt, Anton	1925
Lunt, Lynn	1939-40
Lyles, Del	1988-89-90-91
Lyman, Chad	1994-95-96-97
Lyons, Pratt	1993

M

Mabey, Joe	1933-34-35
Macey, Ben	2009
Machin, Don	1948-50
Mack, Ken	1981-83-90-91
Mackbee, Earsell	1964
Maddox, Melvin	1972
Madoski, Doug	1998-99
Madsen, Howard	1901-02-03-05
Madsen, Louis	1955-56
Maero, Tracy	1936-37-38

Magleby, Rulon	1917
Magnusson, Bernard	1935-36-37
Maiden, Petey	1984-86
Maile, Frank	2004-05-06-07
Majors, Brian	2003
Malone, Rusty	1967
Mandel, Herick	1986-87
Manning, Dave	1972-73
Manning, Joshua	1998-99
Manning, Melvin	1940-41-46
Mansfield, Vaughan	2004
March, Jamie	1975
Markosian, Jamie	2010-11
Marsh, Curtis	2007-08-09-10
Marshall, Robert	2010-11
Martens, Charles	1974
Martin, Chris	1985
Martin, Greg	1978-79
Martin, James	1941-42
Martin, John	1977-78
Martin, Richard	1973
Martin, Xavier	2010-11
Martindale, Addington	1925-26-27
Martineau, Vern	1909
Martinez, Matthew	1988-89
Martinsen, Grant	1964-65-66
Martinson, Scott	1968-69
Masson, Mark	1974-75-76
Matheny, Rich	1977-78
Matthews, John	1962-63-64
Matthews, Lawrence	1935-36
Mattson, Mike	1965
Mattson, William	1961-62-63
Mauga, Jeff	1999
Maughan, Conway	1944
Maughan, Cyril	1929
Maughan, Eric	1964-65-66
Maughan, Jaceson	1990-91-92-93
Maughan, Joseph	1919
Maughan, Merlin	1946-47
Maughan, Murray	1938-39-40
Maughan, Ralph	1941-42-46-47
Maughan, Ronald	1958-59-60
Maughan, Seth	1938-39-40
Maughan, Steven	1973-74-75
May, Antonio	2008-09
Mayberry, Doug	1959-60
Mayes, Tom	1975-76
McAdams, Robert	1948
McBeth, Ned	1930
McBride, London	1995-97-98
McCain, Markell	1993-95
McCandless, Drew	1987-88-89
McCInton, Walter	2009-10-11
McCloud, Ronnie	1974-76-77-78
McCloy, Paul	1945
McClure, Guy	1978-79-80-81
McCollins, Dennis	1977
McCombs, Mack	1909
McCreery, Lew	1950
McDonald, Howard	1919
McDonald, James	1919
McDonald, Kevin	1988
McDaniel, Antraun	2006
McFadden, Brennan	2006-07-08-09
McGee, Curtis	1980-81-82-83
McGraw, Russell	1951-52
McKay, Morgan	1920
McKeehand, Gene	1965-66-67
McKenna, Patrick	1980-81-82
McKinney, Tyrone	2003-04
McLaughlin, Barry	2001-02
McLaughlin, Walter	1896
McMahon, Cottie	1992-93
McMillian, Charles	1993-94
McMillian, Tavaris	2011
McMurray, Alan	1971-72-73
McNaughton, Jim	1961-62-63
McNeal, Rod	2004
McNutt, Patrick	2002-03-04
McPherson, Derek	1983-84-85
McPherson, Eric	1980-81-82
Meglen, William	1957-58-59

Melillo, John	1954
Merrill, Samuel	1939-40-41
Messersmith, Eldon	1974-75-76
Metsko, Michael	1974
Mitchell, Leland	1905
Mettler, Roger	1963-64
Meyrick, Stan	1958
Michaletos, Peter	1958-59-60
Milbrandt, Steve	1969-70
Miller, Clark	1960-61
Miller, Craig	1995-96-97-98
Miller, Delmar	1937-38
Miller, Donald	1987
Miller, Lamont	1959-60
Miller, Mario	1982-84
Miller, Max	1961-62
Miller, Shawn	1979-80-81-82
Miller, Solomon	1982-83-84-85
Miller, Wesley	1970-71-72
Milovich, Ted	1953
Mitchell, Darrin	1993-94
Mitchell, Jeremy	2008-09
Mitchell, Leland	1905
Moala, Scott	1992-93
Moats, Eric	2009-10-11
Mohr, Alex	1991
Mohr, Andy	1917
Mohr, Ernest	1912
Moichan, Harry	1949
Molina-Sanchez, Oscar	2009-10-11
Molini, Willie	1965-66-67
Mollerup, Alton	1939
Money, Dale	1981-82
Montalbo, Mel	1959-60-61
Montgomery, Larry	1951-52
Moody, Russ	1988-89
Mooney, John (Jack)	1966-67-68
Moore, Jack	1938
Moore, Joe	1989-90-91
Moore, John	1985-86
Moore, John R.	1939-40-41
Moore, Kenneth	1951
Moore, Pleasio	1950
Moore, Rod	1988-89-90-91
Morales, Mel	1963
Moran, John	1971
Morgan, Cache	2009-10
Morgan, Mikhail	2009-10
Morgan, Samuel	1899
Morreale, Nathan	1993-94-95-96
Morrison, Stanley	2008-09-10-11
Mothersell, Steve	1973-74
Mraz, Mark	1983-84-85-86
Mulleneaux, Carl	1934-35-36
Mullins, James	1974
Mullins, Patrick	1995-96
Mullins, Steve	1999-2000-01-02
Munson, Scott	1988-89-90
Munson, William	1961-62-63
Murdock, Kent	1947-48-49
Murphree, Michael	1995
Murphy, James	1978-79-80
Murphy, James P.	1966-67
Murphy, Kejon	2006-07-08-09
Murphy, Shawn	2006-07
Murphy, Tom	1970-71
Murray, Craig	1963-64-65
Musgrove, Spain	1965-66
Myers, Keith	1976-77
Myers, Rob	2005-06-07
Myrick, Charles	1967-68

N

Nading, Curt	1976-77
Nalder, Lane	1944-47-48
Nate, Trent	2001-02-03-04
Naylor, Cliff	1914-15
Nebeker, Acquilla	1902
Nebeker, Delbert	1937
Needham, Nate	2011
Neeleman, Steve	1989-90-91
Nelson, Alan	1961-62-63

Nelson, August	1908-09
Nelson, Bernard	1929-30
Nelson, Bill	1946-47-48
Nelson, Claude	1974-76-77
Nelson, David	1912
Nelson, Dwayne	1996
Nelson, George	1942-46-47
Nelson, Herman	1932-33
Nelson, John	1905-06
Nelson, Ken	1971-72-73
Nelson, Lanny	1981-82-83
Nelson, Orlando	1973-74-75
Nelson, Otis	2005-06-07-08
Nelson, Riley	2006
Nelson, William	1899
Nelthorpe, Jared	2002
Newman, Pat	1986-87-88-89
Newson, Tony	1997-99, 2001
Newton, James	1998, 2000-01-02
Nickel, Dave	1963-64
Nield, Dean	1944
Nielsen, Cantrill	1926-27
Nielsen, Dale	1945
Nielsen, Wilford	1903
Nielson, Paul	1945
Niuro, David	1975-76
Nitzel, Kevin	1981-82-83-84
Nodilo, Marty	1965-66
Noecker, Daniel	1960-61-62
Nord, Daryl	1950
Nord, Odell	1954
Norris, Donald	1965-66
Norton, Virgil	1925
Novotny, Robert	1960-61
Nuffer, Lloyd	1925-26
Nunn, Frank	1966-67-68
Nunn, Henry	1963-64
Nunnely, Edward	1970

O

O'Banion, Greg	1989-90-91
Oday, Ky	1999-00
Odong, Geno	2007
O'Donnell, John	1975-76-77
O'Gara, Warren	1938-39-40
Ogden, Richard	1961-62
Ogilvie, J.D.	2011
Ogness, John	1994
O'Hara, Clancy	1979-80-81-82
Oleson, Einar	1917
Olsen, Aaron	1903
Olsen, Blaine	1892
Olsen, Frank	1939
Olsen, Justin	1986-87
Olsen, Merlin	1959-60-61
Olsen, Phil	1967-68-69
Olsen, Tyler	2001
Olson, Harry	1917
Olson, Jamaine	2011
O'Malley, Tom	1953
Onaindia, Nick	1999, 2001
O'Neal, Nate	1981-82-83
O'Rourke, Jim	1977-78
Orflip, Tod	1968
Orton, Bucky	1998-99
Osborne, Steve	1988-89
Osborne, Wallace	1932
O'Shea, Mike	1966-67-68
Oswald, Justin	1999-00
Otto, Jim	1984-86
Overton, Jon	2006
Owen, Stephen	1914
Owen, Cyril	1911

P

Pace, Guy	1941
Paddock, John	1909
Pahua, Ryan	2005
Paige, Dennis	1994
Panfer, F. Dayle	1945-46-47-48
Papadakis, Dean	1944-45
Papanikolas, Gus	1938
Pappas, John	1966-67-68

Quick Facts
Season Preview
The Aggies
Coaching Staff
Opponents
Season Review
RECORDS
University
WAC

ALL-TIME LETTERMEN

Pappas, Jon	1989
Parker, Harry	1937
Parker, Tom	1970
Parkin, Dave	1977-78
Parkinson, Ezra	1907
Parlette, Austin	1958
Parrish, Scott	1973-74-75
Parros, Rick	1976-77-78-79
Parry, Weston	1920
Passey, Brent	1997-98-99-00
Patton, Jaimy	1984
Pauciello, James	1985-86
Pauciello, Jim	1983-84-85-86
Paul, Brad	1976
Paul, Robert (Bud)	1950-51-52
Paulos, A. James	1939-41
Payne, Brett	1987-88-89
Pearce, Armstrong	1928-29
Pearson, Drew	2006
Pearson, George	1982-83-84
Pella, Chris	1963-64
Pelovsky, Jerry	1957-58-59
Penn, Donald	2002-03-04-05
Penn, Edward	1939-40
Pennyman, Tony	2003-04-05
Perine, Dale	1985
Perko, Mike	1980-81
Peters, Robert	1967-68
Peterson, Anthon	1917
Peterson, C. W.	1917
Peterson, Edwin	1934-35-36
Peterson, Hugh	1913-14
Peterson, Jerry	1958-59
Peterson, Lynn	1958
Peterson, Marvin	1951-55
Peterson, Orson	1901
Peterson, Preston	1896
Peterson, Preston G.	1905-06
Peterson, Ralph	1963-64
Peterson, Vinal	1922
Peterson, Waldo	1929-30
Peterson, Wayne	1958
Peterson, William	1899
Peterson, William R.	1937
Petros, Paul	1981
Pettis, Lauren	1958-59
Phillips, Brook	1991-92
Phillips, Ray	1956
Phillips, Stewart	1958
Phillips, Troy	1986-87-89
Phillips, Wendell	1926-27-28-29
Pierson, Adrion	1996-97-98-99
Pincock, Steve	1984
Pittman, Gwangee	1998-99
Pixton, Robert	1916
Place, Jim	1970-71
Player, Garnett	1937
Plummer, Tim	1968-69
Poindexter, Kelvin	1992
Poindexter, Ronald	1959-60
Pointer, Dexter	1988-89-90
Polley, Tariq	2008-09-10
Pollock, Brent	2003-04
Pond, William	1903
Ponich, Tom	1985-86
Poole, Clifford	1936-37-38
Poppinga, Casey	2000-01-02
Poppinga, Kelly	2003-04
Porter, Lavon	1944
Porter, Troy	1986
Powel, Ed	2000-01
Powell, Kevin	1977-78
Pratt, Mike	1969
Preece, Edson	1945-47
Price, Sterling	1913
Prince, Norman	1954-55-56
Prince, Ronald	1960
Purcell, Farrell	1945
Purcell, Kline	1945
Putnam, Nate	2000-01, 03
Putnick, John	1941-44
Pututau, Junior	1998-99-00
Pyper, Glen	1934

R	
Ramage, Lee	1958
Ramage, Tom	1954-55-56
Ramos, Ernesto	1995
Ramsdell, Ted	1953-54-55
Randall, James	1937-38
Randle, Chris	2007-08-09-10
Rapley, Eric	2003-04
Rasmussen, Byron	1960
Rasmussen, Floyd	1933-34-35
Rath, Tim	1987-88
Ray, Jim	1990-91-92
Ray, Tim	1987
Raybould, Claude	1892
Raymond, Lynn	1962-63
Redfern, Dell	1972
Redmond, Willie	1960-61
Reed, Steve	1972-73
Reed, Frank	1949-50
Reese, Ernie	1958-59-60
Reeves, Cedric	2008, 2010
Reid, E.J.	2004-05-06
Reid, Wendell	1940
Remund, Clive	1928-29-30
Reuter, Paul	1969-70
Reynolds, Edwin	1931-32
Reynolds, Travis	2010-11
Rhyan, Tim	1964
Rice, Kevin	1990-91
Rice, Mike	1971-72
Richardson, Todd	1988-89
Richards, Tarell	2004-05-06-07
Richert, Tom	1975-76-77
Richey, Vernon	1965
Richins, Tanner	2009-10-11
Ricks, Ron	1972
Rigsbee, Craig	1979-80
Rigsbee, Glenn	1978
Rifer, William	1921
Roach, Tony	1980-81-82-83
Robbins, Devan	1950
Roberson, Keith	1988-89
Robert, Arch	1909
Roberts, Butch	1966
Roberts, Darrell	1962
Roberts, John	1998-2001
Roberts, Sid	1985-87-88
Robertson, Jumanne	2011
Robinson, Danilo	1993-94-95-96
Robinson, David	1909-10
Robinson, James	2001-02
Robinson, Kevin	2004-05-06-07
Robinson, Mike	1982-83-84
Robinson, Rob	1978-79
Robinson, Robert	1974
Robinson, Ron	1976-77
Robinson, Steve	1989-91-92
Roche, Newell	1972
Rockne, Johnny	1951
Rodriguez, Ronald	1967
Rogers, Ty	2007-08, 10
Rohde, Len	1957-58-59
Rollins, Richard	1986-87
Rollins, Stan	1981
Rollins, Wallace	1930
Romeich, Ahmed	1950-51
Rommel, Mark	1996-97
Romney, Hal	1948-49
Romney, Ronald	1947-48
Roper, Andrew	2003-04
Rosa, Rod	1971-73
Rosales, Rick	1988
Rosencrans, Mike	2002-03
Roylance, Ralph	1948-49
Royster, Nathan	2007-08-09-10
Rubin, Ian	1977
Ruggeroli, Ed	1983-84
Ruiz, Tim	1983-84-85
Rundquist, Erick	1935
Russell, Bill	1942
Russell, Dan	1950-51
Russell, Ivy	1994-95
Ryan, Kent	1934-35-36
Ryan, William	1942-46-47

S	
Salanoa, Manu	1980
Salmons, Steve	1970
Salter, Eric	1989-90
Salvo, Al	1978-79-80
Samaduroff, James	1974-75
Samuel, James	2002
Samuels, Doug	1981-82
Samuels, James	1981-82-83-84
Sanborn, Harry	1892
Sanders, Cameron	2010-11
Sanders, Marshall	2000-01
Sanders, Newell	1923-24-25-26
Sanders, Paul	1942
Sanduk, Kenneth	1973
Santachi, Eugene	1901
Sauk, Matt	1996-97
Sawyer, Butch	1971-72
Sawyer, Omar	2006-07-08-09
Saxon, Alton	1928
Sbranti, Ron	1963-64-65
Sbranti, Scott	1987
Scales, Patrick	2007-08-09-10
Schaub, George	1926-27
Schaub, Howard	1931-32
Schaub, Wesley	1922
Scheper, Michael	2001-02
Schiess, Don	1958
Schlimgen, Justin	2004
Schneider, Brandon	2004
Schnell, Butch	1976-77
Schnell, Don	1975
Schnitzius, Brett	1986-87
Schow, Travis	1991-92-93-94
Schrader, Joey	2009-10
Schuck, Jess	1998-2001
Schulz, Dana	1968-69
Schultz, Eric	2010-11
Schumann, Matt	1996-97-98-99
Schwab, Moroni	1946-47-48-49
Schwab, Nephi	1945-46
Schweitzener, D. Howard	1911
Scott, Ray	1972-73
Scott, Robert	1998
Scott, Ronald	2008
Segretti, John	1973
Seiferling, Jack	1942
Serpes, Edmund	1955-56
Sessions, (NA)	1909
Setzer, Sean	2008
Shafer, Steve	1961-62
Shaffer, Brian	1998-99
Shank, Derrek	2000-01-02-03
Shaughnessy, Dan	1956-57
Shaw, Mitchell	1982
Shelley, Phillip	1971
Shepherd, Kerry	2006
Shields, Peter	2004
Shields, Reed	1930-31
Shite, Dallas	1934
Shivers, Roy	1964-65
Shorty, James	1976-77-78
Shulsen, Ken	1939
Shurd, Budo	1954
Shurtz, Howard	1937-38-39
Siegfried, Joshua (Josh)	1922
Siever, Kyle	2000
Silcock, Burton	1941-42-46
Silva, Ed	1988-89-90-91
Simmons, Carl	1933-34-35
Simmons, Kevin	1996-97
Singer, Bobby	1992-93
Singler, Bob	1982-83
Singleton, Carl	2006-07
Sinnot, Greg	1983-84-85-86
Skeen, Archie	1955
Skinner, Robert	1973-74
Skousen, Willard	1935
Slater, Floyd	1936-37
Slater, Lawrence	1938-39-40
Smart, Carl	1899
Smart, Parley	1961
Smart, Theron	1926-27-28

Smith, Aaron	1981-82-83
Smith, Al	1984-85-86
Smith, Cade	1998-99-00
Smith, Caleb	1996-97-98-99
Smith, Carl	1938-39
Smith, Charlie	1990-91
Smith, Clarence	1916
Smith, Corner	1972
Smith, Craig	1969-70-71
Smith, Damon	1990-91-92-93
Smith, Donald	1951-52
Smith, Elmo	1929-30-31
Smith, Ezra	1954-55-56
Smith, Ivan	1929-30-31
Smith, Jake	1975
Smith, James	1968
Smith, Jim	1961-62
Smith, Kendal	1985-86-87-88
Smith, Kenneth	1926
Smith, Michael	2009-10-11
Smith, Norman	1945
Smith, Rob	1979-80
Smith, Steve	1974-75-76
Smith, Steve	1996-97
Smith, Veran	1962-63-64
Smith, Wendell	1949
Smoot, Shandell	1993
Snow, Cluff	1936
Snow, Joe	1913-14
Snyder, Brent	1987-88
Snyder, Greg	1978-82-84
Sofonia, Todd	1996-97
Soi, Brian	2005
Solomon, Nate	1959-60
Solomona, Ryan	1999, 2001
Solosabal, Jared	2000-01
Solosabal, Joe	1998-2001
Sonderegger, Ferron	1941-46
Sopoaga, Lance	1998-99
Soranno, Mike	1998-85
Sorensen, Craig	1989-90-91
Sorensen, Brad	1991
Sorensen, Evan	1942-46-47
Sorensen, Glen	1941-42
Sorensen, Jack	1946
Sorensen, John	1946-47
Sorensen, Larry	1955-56
Sorensen, Marvin	1950-51
Sorensen, Newell	1947-48
Sorensen, Wesley	1927-28
Souza, Will	1956-57
Sparks, Alfred	1927-30
Sparrow, Matt	1999
Speight, Derrvin	2007, 09-10
Spencer, Jeff	1994-95
Spencer, Lawrence	1917
Spiker, Dave	1976-77-78
Spruill, Carter	1976-77
Stachon, Rick	1977-78-79
Staley, Bill	1965-66-67
Stallworth, Chris	2000-01-02-03
Stanfill, Jack	1967
Stanger, Bert	1920-21-22
Steed, Wayne	1940
Steele, Darrell	1962-63
Steinke, Bob	1956-57-58
Steinke, Steve	1977-78-79-80
Stenson, Gregory	1995-96
Stephens, Jason	2003-04-05
Stephens, John	1986-87-88-89
Stephens, Wayne	1969-70
Stephenson, Paul	1975-76
Stetz, Chris	1988
Stevens, Brett	1985
Stevens, Dick	1937
Steward, Bill	1985-86
Steward, Bruce	1932
Steward, Dan	1981
Steward, James	1905
Stewart, Jake	2002-03-04
Stewart, Rashard	2010
Stewart, Ronald	1965-66
Stipac, Mike	1938-39

Quick Facts

Season Preview

The Aggies

Coaching Staff

Opponents

Season Review

RECORDS

University

MAC

ALL-TIME LETTERMEN

Stites, Mark	1983
Stockham, Randall	1974-75
Stoddard, Robert	1951
Stoker, Harold	1937-38
Stoker, Lyngby	1942
Storay, Dwight	1983-84-85
Storme, Todd	1985-87
Stratton, Ken	1982-83
Stratford, (NA)	1909
Stringham, Dean	1946-47-48
Stroich, Kelly	1976-77
Strycula, John	1969-70-71
Sugaturaga, J.R.	2000-01
Suiff, James	1983-84
Sutera, Frankie	2011
Sutich, Tony	1942-46-47
Sutton, Hugh	1920
Swan, Clay	2005
Swann, Travis	2011
Swanson, William	1973-74
Swendson, Warren	1899
Swindle, Jim	1959-60

T	
Tagalao, Timo	1985-88
Tapia, Jorge	2000-01-02
Taplin, Dan-ie'l	1992-93
Tarango, Dennis	1972
Tate, Steve	2001
Taulogo, Toriano	2004-05
Tauteoli, Piliiki	1989-90
Taylor, Alfie	1966-67-68
Taylor, Antonio	2004-05-06
Taylor, Aseil	1911
Taylor, Caleb	2005-06-07-08
Taylor, Floyd	1930
Taylor, Glen	1958
Taylor, Joseph	1892, 1901-02
Taylor, Josh	2005-06-07-08
Taylor, Ryan	2002-03-04-05
Taylor, Steven	1968-70
Theurer, Brad	2010-11
Thomas, Floyd	1923-24-25-26
Thomas, Jason	2002-03
Thomas, Robert	1994
Thomas, Ronald	1945
Thompkins, Artavias	1998
Thompkins, Arthur	1978-79
Thompson, Aubrey	1992-93
Thompson, Greg	1992-93
Thompson, John	1977-78
Thompson, Josh	2011
Thompson, Ken	1979-80
Thompson, Odell	1929-30-31
Thompson, Wayne	1978-79
Thornton, Todd	1985-86-88
Thorpe, Bruce	1981-82-83
Threlfall, Elwood	1977-78-79
Tialevea, D.J.	2010-11yt
Tidwell, Paul	1974-75-76
Tigert, Chad	1991-92
Tillotson, Scott	1975-77-78
Tippens, Craig	1992
Tippets, Paul	1973-75-76
Tolli, Barry	2003
Tolman, Jay	1931-32
Toner, Dick	1953
Tonnemacher, Ryan	2005-06-07-08
Toomer, Donald	1991-92-93-94
Torian, Markus	2001
Toschi, Louis	1937-39
Townsend, Tod	1993-94
Trebolet, John	1935
Trebotich, John	1965
Treseder, Kelley	1980-81
Trette, Paul	1991-92
Tribble, George	1968-69
Trimble, Tyrone	1993-94
Tripp, Lyle	1933-34-35
Trontell, Matt	1952-53-54-55
Troxclair, Chad	1984-85-86
Truitt, Ron	1978
Trujillo, Luis	2000-01-02

Tucker, Ken	1984
Tuff, Randy	1975-76
Tuiasosopo, Navy	1983-84-85-86
Tuione, Jared	1994
Tupea, Elliott	2003-04
Tupea, Ronald	2001-02-03-04
Turbin, Robert	2008-09-11
Turner, Jim	1960-61-62
Turner, Maurice	1979-80-81-82
Turner, Shawn	1993-94-95-96
Turner, Troy	1986-87
Tuttle, Eugene	1932
Tuttle, John	1901-02
Twitchell, Alvin	1917
Twitchell, Bill	1940-42
Twitchell, Wendell	1937
Tyler, Dave	1977-78
Tyler, Toby	1988-89-90-91
Tylski, Rich	1990-91-92-93
Tyson, Randall	1960-61-62

U	
Uluave, Siotame (Tommy)	1980-81
Ulinski, Chris	2007-08-09
Umemura, Bob	1963-64
Ure, Brett	1979-80
Uzelac, Nick	1940

V	
Valley, Brian	1977
Vaifuoo, Tevita	2011
Vainikolo, Kamaloni	2009-10
Vandermade, Greg	2002-03
Van Kampen, Rudolph	1931-32-33
Van Leeuwen, Travis	2010-11
Van Ness, Greg	1975
Van Noy, Jay	1946-47-48-49
VanDePol, Robert	1988-89-90
Vanderbrink, Steve	1979-80
Vanderhoff, Kenneth	1928-29
Vasas, Bill	1962-63
Venn, Dave	1962
Vermeil, Al	1965-66-67
Vilella, Dave	1971
Vigil, Zach	2011
Vivoli, Mike	1988-89
Vought, Nick	2010-11
Voss, Garland	1984
Vranes, John	1930-31-32

W	
Wade, Edward	1934-35-36
Wade, Ellis	1926-27-28
Wade, Ron	1987
Waggoner, Spencer	1994-95-96
Wagner, Bobby	2008-09-10-11
Walker, Dave	1985-86-87-88
Walker, DeMont	1940-45-46-47
Walker, Jason	2004
Walker, Jerod	2005
Walker, Jim	2000-01
Walker, John	1914-15
Walker, Tony	1998-2001
Wallace, Kim	1973
Wallace, Taylor	2006
Walters, Don	1937
Walters, Jesse	1932
Wangsgaard, Dee	1934
Wangsgard, Lewis	1905
Wankier, Udell	1944
Warburton, Eugene	1926-27
Ward, Edward	1929-30
Ward, Elmer	1932-33-34
Wardell, Clayton	1933-34-35
Warden, Jon	1983-84
Washburn, Dale	1969-70
Washington, Terrence	2003-04-05-06
Watkins, Dontel	2010-11
Watrin, Raymond	1966-67-68
Watson, Desmond	1998-99-00
Watson, Gerald	1965-66-67
Watson, J.W.	1917
Watson, Joel	1974-75-76

Watson, Richard	2002
Watters, Ray	1940
Wattley, Craig	1980-81
Watts, Greg	1991-92
Watts, Ken	1995-96-97-98
Watts, Robert	2001-02-03-04
Waufle, Mike	1977-78
Wayment, Elvin	1935-36-37
Weaver, LeGrand	1949
Webb, Cameron	2011
Webster, Henry	1923-24
Welch, Golden	1927-28-29
Wells, Matt	1994-95-96
Wenneergren, John	1950
Weyerts, Tom	1968
Whitcott, John	1955-56
Whitaker, Reese	1952-53-54
White, Dallas	1934-35-36
White, Emmett	1998-2001
White, Greg	1998-99
White, Kevin	1989
White, Lonnie	1972
White, Marc	1983-84
White, Richard	1954-55
White, Shannon	1988
White, Truitt	1970
Whitehouse, Franklin	1931-32
Whitesides, Dee	1940-41
Whitesides, Joe	1933-34-35
Whitesides, Keith	1944
Whitesides, William	1938-39-40
Wicks, Bob	1969-70-71
Widerburg, Russ	1988
Wilcken, Wes	1980
Wildman, Dennis	1987
Wilkins, Delmar	1929-30-31
Wilkins, Ivan	1982-85
Wiley, J.W.	1909
Williams, Chris	2009-10-11
Williams, David	1973-74-75
Williams, Dick	1942
Williams, Frank	1942-46-47
Williams, Hugh	1914-15
Williams, Johnnie	1993-94
Williams, John	1922
Williams, John P.	1960
Williams, Kerwynn	2009-10-11
Williams, Norman	1978
Williamson, Bill	1962
Willis, Dave	1962-63
Willis, Reuben	2009-10-11
Willis, Joe	1977
Willson, Reggie	2002-03
Wilson, Abu	1992-94-95-96
Wilson, Pat	1976
Wilson, Robert	1955-56-57
Wilson, Rodney	2000-01-02-03
Wilson, Ryan	2006
Wilson, Todd	1993-94-95
Wilson, Tom	1972-73-74
Winchester, J. Alden	1938
Winder, Richard	1963
Windham, Theodis	1982-83
Wingar, Ira	1936-37-38
Winters, Bob	1956-57
Wintle, Darole	1937
Wiser, Matt	2002-03-04-05
Withers, Will	1977
Wolz, Gary	1976-77
Wommack, Wayne	1974-75
Wood, Melvin	1941-42-46
Wood, Travis	1990
Woodall, Dean	1937
Woodard, Jack	1954
Woodford, Rick	1990-91
Woodside, Howard	1921-22-23-24
Woodward, Joseph	1938-39
Wooley, Sam	1921-22-23-24
Workman, Mick	1968-69
Worley, Clyde	1917
Worley, Eugene	1933
Worley, John	1947
Worley, Keith	1933

Worthington, Glen	1927-28
Worthington, Steven	1951
Wright, Boyd	1965-66
Wright, Dave	1948
Wylie, Wayne	1988-89-90

Y	
Yamasaki, Dennis	1966-67
Young, Darroll	1997
Young, Delbert	1930-31
Young, Kevin	1985-86
Young, Rick	2003
Younger, Jermaine	1990-91-92-93

Z	
Zalar, Kurt	1985
Zecher, Richard	1962-63-64
Zenelick, Nick	1948-49
Zimmerman, Craig	1968
Zimmerman, George	1977-78
Zimmerman, Glenn	1942-46
Zimmerman, Ted	1968-69
Zimmerman, Zacary	2008
Zweifel, Fred	1976-77

YEAR-BY-YEAR RESULTS

No Coach

1892 -- Record: 1-0-0
Nov. 25 W 12-0 UTAH

1893 -- No Team

1894 -- No Team

1895 -- No Team

**Professor Mayo
(1896)
0-1-0, .000 One Season**

1896 -- 0-1-0
L 0-6 BRIG. YOUNG COLL.

1897 -- No Team

**Lt. Dunning
(1898)
0-1-0, .000 One Season**

1898 -- 0-1-0
L 5-12 BRIG. YOUNG COLL.

**Willard Langton
(1899-1900)
1-1-0, .500 Two Seasons**

1899 -- 1-0-0
W 10-6 BRIG. YOUNG COLL.

1900 -- 0-1-0
Nov. 17 L 0-21 UTAH

**Dick Richards
(1901)
3-2-1, .583 One Season**

1901 -- 3-2-1
W 15-5 OGDEN MUTES
W 15-6 OGDEN H.S.
Nov. 9 L 0-17 at Utah
L 11-12 BRIG. YOUNG COLL.
W NA NATIONAL GUARD
T 0-0 SALT LAKE H.S.
41-40

**George P. Campbell
(1902-06)
12-15-1, .446 Five Seasons**

1902 -- 0-4-0
Oct. 11 L 5-24 COLORADO STATE
Nov. 15 L 0-18 at Utah
L 0-21 at National Guard
L 5-10 FT. DOUGLAS
10-73

1903 -- 3-0-0
Oct. 17 W 17-0 UTAH
W 15-0 SALT LAKE H.S.
Nov. 21 W 46-0 WYOMING
78-0

1904 -- 4-8-0
L 0-5 at Montana State
L 0-5 at Montana
W 10-0 at Idaho State
L 0-45 at Oregon State
L 0-57 at Stanford
Oct. 22 L 0-45 at Washington
Nov. 9 L 5-24 at Nevada
Nov. 19 L 0-43 at Utah
W 22-0 IDAHO STATE
W 21-0 OGDEN H.S.
W 5-0 SALT LAKE H.S.
L 0-29 at Multnomah A.C.
63-253

1905 -- 2-2-1
T 5-5 Montana State
L 0-23 Montana State
Nov. 25 L 0-5 UTAH
W 21-0 Ogdén H.S.
W 5-0 Salt Lake H.S.
31-33

1906 -- 3-1-0
W 17-6 MONTANA
Nov. 29 L 0-35 at Utah
W 16-10 FT. DOUGLAS
W 5-0 OGDEN H.S.
38-51

**Fred M. Walker
(1907-08)
11-2-0, .846 Two Seasons**

1907 -- 7-0-0
W NA Brig. Young Coll.
W 6-0 Ogden H.S.
W 21-4 SALT LAKE H.S.
W 11-5 LOGAN ALL-STARS
W 45-6 All Hallows College
Nov. 9 W 24-10 at Utah
W 100-0 CRIMSONS
207-25

1908 -- 4-2-0
W 52-0 SALT LAKE H.S.
W 33-6 ALL HALLOWS
W 29-0 OGDEN H.S.
W 24-0 LOGAN ALL STARS
Oct. 28 L 4-22 COLORADO MINES
Nov. 14 L 0-11 at St. Vincent's (CA)
142-39

**Coach: Clayton T. Teetzel
(1909-15)
24-18-2, .568 Seven Seasons**

1909 -- 2-2-1
Oct. 9 L 0-28 UTAH
W 22-5 LOGAN ALL STARS
W 12-0 FT. DOUGLAS
T 0-0 MONTANA STATE
Nov. 25 L 0-22 UTAH
34-55

1910 -- 5-2-0
Oct. 8 L 12-21 UTAH
W 18-3 OGDEN H.S.
W 45-0 IDAHO STATE
W 5-3 at Montana
W 5-0 at Montana Mines
W 19-0 at Montana State
Nov. 24 L 0-6 at Utah
104-33

1911 -- 5-0-0
W 10-0 LOGAN ALL STARS
Oct. 14 W 29-0 COLORADO STATE
W 88-0 IDAHO STATE
W 29-0 at Montana State
Nov. 4 W 8-0 at Montana
164-0

1912 -- 4-2-1
Oct. 5 L 3-16 at Colorado
Oct. 12 L 0-10 at Colorado Mines
Oct. 26 W 17-0 MONTANA
Nov. 2 W 53-0 WYOMING
Nov. 9 W 30-0 ALUMNI
Nov. 16 W 44-7 LOGAN ALL-STARS
Nov. 28 T 7-7 at Utah
154-40

1913 -- 3-3-0
W 60-26 at Salt Lake H.S.
L 0-3 LOGAN ALL STARS
W 9-7 at Montana
L 0-13 at Montana State
Nov. 8 L 7-20 at Colorado State
Nov. 27 W 21-0 UTAH
97-69

1914 -- 2-5-0
Oct. 10 W 20-0 ALUMNI
Oct. 17 L 3-52 MONTANA STATE
Oct. 24 L 0-60 at Gonzaga
Oct. 31 L 0-32 at Montana
Nov. 7 W 24-3 WYOMING
Nov. 14 L 7-41 COLORADO STATE
Nov. 26 L 2-20 at Utah
56-208

1915 -- 3-4-0
Oct. 9 W 13-0 GRANITE H.S.
Oct. 16 W 26-0 NEVADA
Oct. 23 L 0-59 at Colorado State
Oct. 27 L 7-13 at Wyoming
Nov. 6 W 10-6 MONTANA MINES
Nov. 13 L 0-7 MONTANA STATE
Nov. 25 L 0-14 at Utah
56-99

**Coach: Jack Watson
(1916-17)
8-5-2, .600 Two Seasons**

1916 -- 1-5-1
Oct. 7 W 20-3 WEST H.S.
Oct. 14 L 0-53 COLORADO STATE
Oct. 21 L 10-23 WYOMING
Oct. 28 L 7-9 at Nevada
Nov. 11 L 0-46 at Utah
Nov. 18 T 17-17 MONTANA STATE
Nov. 25 L 15-27 IDAHO
69-178

1917 -- 7-0-1
Oct. 6 W 77-0 GRANITE H.S.
Oct. 13 W 21-6 UTAH FIELD ARTILLERY
Oct. 20 W 21-6 at Montana
Oct. 24 W 57-0 at Wyoming
Nov. 3 T 7-7 at Montana State
Nov. 10 W 47-7 COLORADO STATE
Nov. 17 W 23-0 COLORADO
Nov. 29 W 14-0 at Utah
267-26

**Coach: Earl Pickering
0-0-0, .000 Zero Seasons**

1918
War and influenza caused postponement of games.



**Coach:
E. Lowell Romney
(1919-42, 1944-48)
128-91-16, .579
29 Seasons**

1919 -- 5-2-0
Oct. 11 W 136-0 IDAHO STATE
Oct. 18 W 47-0 MONTANA
Oct. 25 W 19-0 MONTANA STATE
Nov. 8 L 7-27 at Colorado State
Nov. 15 W 19-7 at Colorado
Nov. 20 W 6-0 at Wyoming
Nov. 29 L 0-10 at Utah
234-44

1920 -- 4-2-1
Oct. 9 W 21-0 at Ogden A.C.
Oct. 16 W 27-3 COLORADO MINES
Oct. 23 T 0-0 at Montana State
Oct. 30 L 0-21 COLORADO STATE
Nov. 6 L 0-21 at Nevada
Nov. 13 W 27-0 MONTANA MINES
Nov. 25 W 9-3 at Utah
84-48

1921 -- 7-1-0
Oct. 8 W 47-21 OGDEN A.C.
Oct. 11 W 14-3 WYOMING
Oct. 15 W 30-7 MONTANA STATE
Oct. 22 L 0-41 NEVADA
Oct. 29 W 3-0 at Montana Mines
Nov. 5 W 23-7 at Colorado Mines
Nov. 12 W 20-0 COLLEGE OF IDAHO
Nov. 24 W 14-3 at Utah
151-82

Quick Facts

Season Preview

The Aggies

Coaching Staff

Opponents

Season Review

RECORDS

University

WAC

YEAR-BY-YEAR RESULTS

1922 -- 5-4-0

Sept. 30	W	6-0	at Mont. Wesleyan
Oct. 7	W	42-3	at BYU
Oct. 13	W	39-6	at Montana State
Oct. 21	L	0-19	COLORADO MINES
Oct. 28	L	6-34	at Colorado State
Nov. 4	W	7-0	MONTANA MINES
Nov. 11	W	26-0	WYOMING
Nov. 30	L	0-14	at Utah
Dec. 9	L	6-7	at Arizona
		132-83	

1923 -- 5-2-0

Oct. 6	W	26-0	at Colorado Mines
Oct. 13	L	7-14	DENVER
Oct. 20	L	7-26	COLORADO STATE
Oct. 27	W	26-0	at Montana Mines
Nov. 12	W	40-0	BYU
Nov. 16	W	20-6	at Wyoming
Nov. 29	W	21-13	at Utah
		147-59	

1924 -- 4-2-1

Oct. 4	L	6-17	at Colorado Mines
Oct. 18	W	47-0	MONTANA MINES
Oct. 25	W	16-0	at Denver
Nov. 1	L	13-17	at Colorado State
Nov. 7	W	13-9	at BYU
Nov. 19	W	25-2	at Wyoming
Nov. 27	T	7-7	at Utah
		127-52	

1925 -- 6-1-0

Oct. 10	W	13-0	at Denver
Oct. 24	W	14-0	BYU
Oct. 31	L	0-13	at Colorado State
Nov. 5	W	26-13	WYOMING
Nov. 14	W	10-7	MONTANA STATE
Nov. 21	W	38-0	at Montana Mines
Nov. 26	W	10-6	at Utah
		111-39	

1926 -- 5-1-2

Oct. 2	W	29-0	MONTANA MINES
Oct. 9	W	7-0	at Colo. College
Oct. 15	T	0-0	at BYU
Oct. 23	T	6-6	at Wyoming
Oct. 30	W	7-3	at Denver
Nov. 6	W	13-0	at Colorado State
Nov. 13	W	31-0	WESTERN STATE
Nov. 25	L	0-34	at Utah
		93-43	

1927 -- 3-4-1

Oct. 8	W	39-0	WESTERN STATE
Oct. 15	L	6-13	at Montana State
Oct. 22	W	42-0	WYOMING
Oct. 29	W	22-0	BYU
Nov. 5	L	0-6	COLORADO STATE
Nov. 11	L	0-13	at Denver
Nov. 24	T	0-0	at Utah
Dec. 17	L	20-21	at Hawaii
		129-53	

1928 -- 5-3-1

Sept. 29	L	12-40	at USC
Oct. 6	W	54-0	MONTANA MINES
Oct. 13	T	7-7	at Denver
Oct. 19	W	24-6	at Wyoming
Oct. 27	W	10-0	at BYU
Nov. 3	L	6-7	at Colorado State
Nov. 10	W	54-0	WESTERN STATE
Nov. 17	W	15-7	MONTANA STATE
Nov. 29	L	0-20	at Utah
		182-87	

1929 -- 3-4-0

Oct. 5	W	9-0	Montana State
Oct. 19	L	6-7	BYU
Oct. 26	W	12-7	Wyoming
Nov. 2	W	10-0	Colorado College
Nov. 9	L	6-7	Colorado State
Nov. 16	L	0-13	Denver
Nov. 28	L	7-26	Utah
		50-60	

1930 -- 3-5-1

Sept. 27	W	31-0	WESTERN STATE
Oct. 4	W	8-7	at Colo. College
Oct. 11	T	0-0	COLORADO
Oct. 18	L	0-65	at USC
Oct. 25	W	13-8	WYOMING
Nov. 1	L	14-39	at BYU
Nov. 8	L	7-32	at Denver
Nov. 15	L	0-13	COLORADO STATE
Nov. 27	L	0-41	at Utah
		73-205	

1931 -- 6-2-0

Sept. 26	W	58-0	MONTANA MINES
Oct. 3	W	21-6	MONTANA STATE
Oct. 10	W	38-20	WESTERN STATE
Oct. 17	W	12-6	DENVER
Oct. 24	W	12-0	at Wyoming
Nov. 7	L	0-6	at BYU
Nov. 14	W	6-0	COLORADO STATE
Nov. 26	L	0-34	at Utah
		147-72	

1932 -- 4-4-0

Sept. 24	W	32-0	IDAHO STATE
Oct. 1	W	26-0	MONTANA STATE
Oct. 8	L	7-26	at Colorado
Oct. 15	W	39-0	WESTERN STATE
Oct. 29	L	0-16	at Utah
Nov. 5	W	13-12	COLORADO STATE
Nov. 19	L	6-18	at BYU
Nov. 26	L	0-33	at Idaho
		123-105	

1933 -- 4-4-0

Sept. 30	W	28-0	WESTERN STATE
Oct. 7	W	40-6	at Montana State
Oct. 21	L	0-12	at Denver
Oct. 28	L	6-14	at Utah
Nov. 4	W	27-0	WYOMING
Nov. 11	L	0-3	at Colorado State
Nov. 18	W	14-0	BYU
Nov. 25	L	0-26	at Montana
		115-61	

1934 -- 5-1-1

Sept. 29	W	26-7	at Denver
Oct. 6	W	6-0	MONTANA STATE
Oct. 20	W	19-0	at Wyoming
Nov. 3	W	15-0	at BYU
Nov. 10	T	21-21	COLORADO STATE
Nov. 17	W	37-0	COLORADO MINES
Nov. 29	L	7-14	at Utah
		131-42	

1935 -- 5-2-1

Sept. 21	W	33-7	MONTANA STATE
Sept. 28	L	0-39	at UCLA
Oct. 19	L	7-13	at Denver
Oct. 26	W	53-0	COLORADO MINES
Nov. 2	W	13-0	COLORADO STATE
Nov. 9	W	18-0	WYOMING
Nov. 16	W	27-0	BYU
Nov. 28	T	14-14	at Utah
		165-73	

1936 -- 7-0-1

Sept. 26	W	12-0	MONTANA STATE
Oct. 10	W	25-0	at Wyoming
Oct. 17	W	13-0	at BYU
Oct. 24	W	12-0	UTAH
Oct. 31	T	0-0	at Denver
Nov. 7	W	13-0	at Colorado State
Nov. 14	W	14-13	COLORADO
Nov. 21	W	10-0	at Idaho
		99-13	

1937 -- 2-4-2

Oct. 2	T	6-6	MONTANA STATE
Oct. 9	L	0-33	at Colorado
Oct. 16	T	0-0	at Idaho
Oct. 23	W	34-7	WYOMING
Oct. 30	W	7-0	COLORADO STATE
Nov. 6	L	0-25	at Denver
Nov. 13	L	0-54	BYU
Nov. 25	L	0-27	at Utah
		47-152	

1938 -- 4-4-0 (3-3-0/5th)

Oct. 1	W	44-6	COLLEGE OF IDAHO
Oct. 8	W	20-0	*COLORADO
Oct. 15	L	0-7	at *Denver
Oct. 22	L	0-33	*UTAH
Oct. 29	W	6-0	at *Colorado State
Nov. 5	W	3-0	at *BYU
Nov. 12	L	12-27	*WYOMING
Nov. 19	L	0-14	at Idaho
		85-87	

1939 -- 3-4-1 (2-3-1/5th)

Sept. 30	W	33-0	COLLEGE OF IDAHO
Oct. 7	W	16-6	at *Colorado
Oct. 21	L	0-7	*DENVER
Oct. 28	L	0-9	*COLORADO STATE
Nov. 4	L	7-19	at Idaho
Nov. 11	T	0-0	*BYU
Nov. 18	W	20-13	at *Wyoming
Nov. 23	L	0-27	at *Utah
		76-81	

1940 -- 2-5-1 (2-4-0/5th)

Sept. 30	L	0-19	San Jose State
Oct. 12	L	0-26	*COLORADO
Oct. 19	W	7-0	*UTAH
Oct. 26	T	0-0	at Idaho
Nov. 2	L	7-12	at *BYU
Nov. 9	L	12-13	at *Colorado State
Nov. 16	L	6-34	at *Denver
Nov. 23	W	16-0	*WYOMING
		48-104	

1941 -- 0-8-0 (0-6-0/7th)

Sept. 26	L	0-30	at San Jose State
Oct. 11	L	7-13	at *Colorado
Oct. 18	L	0-16	IDAHO
Oct. 25	L	6-7	*COLORADO STATE
Nov. 1	L	0-28	*BYU
Nov. 8	L	6-14	*DENVER
Nov. 15	L	6-12	at *Wyoming
Nov. 26	L	21-33	at *Utah
		46-153	

1942 -- 6-3-1 (2-3-1/4th)

Sept. 26	W	47-0	at Idaho Marines
Oct. 3	W	28-2	REGIS
Oct. 9	L	14-31	at *Colorado
Oct. 17	L	7-34	*UTAH
Oct. 23	W	49-7	at Fort Douglas
Oct. 31	W	9-6	at *BYU
Nov. 7	L	0-25	at *Colorado State
Nov. 14	T	13-13	at *Denver
Nov. 21	W	14-6	*WYOMING
Nov. 26	W	21-13	at Wichita
		202-137	

1943

No intercollegiate competition played.

1944 -- 3-3-0 (0-2-0/4th)

Oct. 14	W	40-0	IDAHO MARINES
Oct. 21	L	7-13	NEVADA
Oct. 28	L	6-36	at Denver
Nov. 4	W	27-6	at Idaho Marines
Nov. 11	W	8-7	IDAHO STATE
Nov. 23	L	0-47	*UTAH
		88-109	

1945 -- 4-3-0 (1-3-0/4th)

Sept. 29	W	45-0	IDAHO MARINES
Oct. 13	W	44-13	MONTANA
Oct. 20	W	13-0	*COLORADO STATE
Oct. 27	L	6-41	at *Denver
Nov. 3	W	52-0	at Idaho Marines
Nov. 10	L	7-14	at *Colorado
Nov. 22	L	6-24	at *Utah
		173-92	

1946 -- 7-2-1 (4-1-1/T-1st)

Sept. 28	W	47-0	IDAHO STATE
Oct. 5	L	0-6	at *Colorado
Oct. 12	W	28-14	MONTANA STATE
Oct. 19	W	48-0	*COLORADO STATE
Oct. 26	W	26-0	at Montana
Nov. 9	T	0-0	*BYU
Nov. 16	W	21-7	*WYOMING
Nov. 28	W	22-14	at *Utah
Dec. 7	W	28-14	at *Denver
		220-55	
Jan. 1	L	0-20	vs. San Jose State
			(Raisin Bowl, Fresno, Calif.)

Quick Facts

Season Preview

The Aggies

Coaching Staff

Opponents

Season Review

RECORDS

University

WAC

YEAR-BY-YEAR RESULTS

1947 -- 6-5-0 (3-3-0/T-3rd)

Sept. 20	L	19-24	SAN DIEGO STATE
Sept. 27	W	21-6	WICHITA STATE
Oct. 4	W	26-13	at *Colorado State
Oct. 11	W	13-7	MONTANA
Oct. 18	L	19-33	at *Wyoming
Oct. 25	L	12-20	at *BYU
Nov. 1	W	28-13	at Montana State
Nov. 8	W	35-12	*COLORADO
Nov. 15	W	20-0	*DENVER
Nov. 27	L	14-40	at *Utah
		207-168	
Dec. 13	L	21-35	vs. Pacific
			(Grape Bowl, Lodi, Calif.)

1948 -- 5-6-0 (2-3-0/T-2nd)

Sept. 17	W	31-6	MONTANA STATE
Sept. 25	W	18-7	at Montana
Oct. 2	L	7-9	*COLORADO STATE
Oct. 9	W	22-17	ARIZONA STATE
Oct. 16	L	7-20	at Wichita State
Oct. 23	W	20-7	*BYU
Oct. 30	W	45-34	*WYOMING
Nov. 6	L	14-28	at Colorado
Nov. 13	L	6-41	at *Denver
Nov. 25	L	7-41	at *Utah
Dec. 4	L	19-28	at San Diego State
		196-238	



Coach:
George Melinkovich
(1949-50)
5-16-0, .238
Two Seasons

1949 -- 3-7-0 (1-3-0/5th)

Sept. 17	L	0-33	at Wash. State
Sept. 24	W	26-7	PACIFIC FLEET
			SUBMARINE
Oct. 1	L	13-18	MONTANA
Oct. 15	L	0-27	at *Wyoming
Oct. 22	L	7-20	COLORADO
Oct. 29	L	6-28	at *Colorado State
Nov. 5	W	22-3	at *BYU
Nov. 12	W	19-14	MONTANA STATE
Nov. 24	L	0-34	at *Utah
Dec. 3	L	12-27	at Arizona State
		105-211	

1950 -- 2-9-0 (0-4-0/6th)

Sept. 16	W	7-6	NEVADA
Sept. 23	L	6-46	WASHINGTON STATE
Sept. 30	L	20-49	at Wichita State
Oct. 7	W	34-6	at Montana State
Oct. 14	L	7-40	*WYOMING
Oct. 21	L	0-28	at Arizona State
Oct. 28	L	13-33	COLORADO STATE
Nov. 4	L	13-34	*BYU
Nov. 11	L	0-48	at *Denver
Nov. 18	L	7-38	at Montana
Nov. 23	L	0-46	at *Utah
		107-374	



Coach:
John O. Roning
(1951-54)
18-21-2, .463
Four Seasons

1951 -- 3-5-1 (2-4-1/6th)

Sept. 22	L	27-33	ARIZONA STATE
Sept. 28	W	21-7	WICHITA STATE
Oct. 6	L	0-37	at *Wyoming
Oct. 20	T	20-20	at *Colorado State
Oct. 27	W	19-6	*MONTANA
Nov. 3	L	20-28	*UTAH
Nov. 10	L	27-28	at *BYU
Nov. 17	W	14-7	at *Denver
Dec. 1	L	13-17	at *New Mexico
		161-183	

1952 -- 3-7-1 (3-4-0/T-5th)

Sept. 20	W	7-0	at *Montana
Sept. 27	L	7-34	PACIFIC
Oct. 4	L	0-14	*WYOMING
Oct. 11	L	3-6	IDAHO
Oct. 18	L	21-27	at Fresno State
Oct. 25	L	7-21	*COLORADO STATE
Nov. 1	T	20-20	at Wichita State
Nov. 15	W	27-26	*BYU
Nov. 22	W	29-13	*DENVER
Nov. 27	L	0-20	at *Utah
Dec. 6	L	0-28	at *New Mexico
		121-209	

1953 -- 8-3-0 (5-2-0/2nd)

Sept. 19	W	14-7	WICHITA STATE
Sept. 26	W	6-0	*NEW MEXICO
Oct. 3	L	13-20	at *Wyoming
Oct. 10	L	13-33	*UTAH
Oct. 16	W	14-7	at *BYU
Oct. 24	W	14-13	at *Colorado State
Oct. 31	W	33-14	*MONTANA
Nov. 7	W	46-6	FRESNO STATE
Nov. 14	W	21-12	at *Denver
Nov. 21	W	19-7	at Idaho
Nov. 26	L	14-20	at Pacific
		207-139	

1954 -- 4-6-0 (4-3-0/3rd)

Sept. 18	L	0-20	at San Jose State
Sept. 25	L	7-32	at Wichita State
Oct. 2	W	6-0	at *New Mexico
Oct. 9	L	13-23	at Fresno State
Oct. 16	L	13-20	at *Montana
Oct. 23	W	20-14	*COLORADO STATE
Oct. 30	W	45-13	*BYU
Nov. 6	L	12-21	*WYOMING
Nov. 13	L	7-25	*DENVER
Nov. 25	W	35-19	at *Utah
		158-187	



Coach:
Ev Faunce
(1955-58)
15-24-1, .388
Four Seasons

1955 -- 4-6-0 (3-4-0/5th)

Sept. 16	L	0-13	SAN JOSE STATE
Sept. 24	L	0-19	at Wichita State
Oct. 1	L	13-21	at *Wyoming
Oct. 8	W	18-0	*NEW MEXICO
Oct. 15	W	32-6	*MONTANA
Oct. 22	L	9-26	at *Colorado State
Oct. 29	W	39-14	FRESNO STATE
Nov. 5	W	47-21	at *BYU
Nov. 12	L	6-39	at *Denver
Nov. 24	L	13-14	at *Utah
		177-173	

1956 -- 6-4-0 (3-3-0/T-3rd)

Sept. 15	W	39-33	at Drake
Sept. 22	W	18-13	*DENVER
Sept. 29	L	19-27	at *New Mexico
Oct. 6	W	12-7	at Arizona
Oct. 13	W	27-13	at *Montana
Oct. 20	W	46-7	COLORADO STATE
Oct. 27	W	33-7	*BYU
Nov. 3	L	0-21	*WYOMING
Nov. 10	L	20-42	at Idaho
Nov. 22	L	7-29	at *Utah
		221-199	

1957 -- 2-7-1 (1-5-1/8th)

Sept. 14	W	26-12	HAWAII	3,800
Sept. 28	L	14-70	at Iowa	43,000
Oct. 5	T	19-19	at *Wyoming	7,300
Oct. 12	L	10-14	*NEW MEXICO	4,800
Oct. 19	L	25-35	*MONTANA	7,100
Oct. 26	W	27-14	at *Colorado State	9,000
Nov. 2	L	0-14	at *BYU	7,200
Nov. 9	L	7-35	IDAHO	4,000
Nov. 16	L	19-21	at *Denver	4,400
Nov. 28	L	6-21	at *Utah	17,300
		153-255		107,900

1958 -- 3-7-0 (1-5-0/T-6th)

Sept. 20	L	6-7	at Arizona	18,947
Sept. 26	L	8-20	*DENVER	6,209
Oct. 4	W	20-13	at Kansas State	9,866
Oct. 11	L	14-34	at *New Mexico	11,701
Oct. 18	W	27-14	at Montana State	6,214
Oct. 25	W	15-0	*COLORADO STATE	8,495
Nov. 1	L	6-13	*BYU	9,117
Nov. 8	L	13-41	*WYOMING	5,061
Nov. 15	L	7-34	at Idaho	3,864
Nov. 27	L	7-21	at *Utah	15,084
		123-188		94,558



Coach:
John Ralston
(1959-62)
31-11-1, .733
Four Seasons

1959 -- 5-6-0 (2-5-0/T-5th)

Sept. 20	W	14-0	IDAHO	3,676
Sept. 26	L	12-34	at Arizona State	25,300
Oct. 3	L	2-27	at *Wyoming	9,685
Oct. 10	L	6-28	*NEW MEXICO	5,200
Oct. 17	W	28-0	*MONTANA	3,922
Oct. 24	W	22-13	MONTANA STATE	7,729
Oct. 31	L	0-18	at *BYU	6,924
Nov. 7	L	7-10	at *Colorado State	4,000
Nov. 14	W	21-14	at *Denver	7,265
Nov. 21	L	21-35	at *Utah	13,809
Dec. 11	W	48-6	at Hawai'i	8,000
		181-185		95,510

1960 -- 9-2-0 (5-1-0/T-1st)

Sept. 17	W	20-7	at Texas Western	10,500
Sept. 24	W	14-12	at Montana State	4,870
Oct. 1	W	31-8	*DENVER	8,663
Oct. 8	W	33-6	at Idaho	8,500
Oct. 15	W	46-7	at *New Mexico	9,486
Oct. 22	W	21-0	*COLORADO STATE	5,061
Oct. 29	W	34-0	*BYU	10,183
Nov. 5	W	17-13	*WYOMING	11,425
Nov. 12	W	45-6	at Pacific	7,500
Nov. 19	L	0-6	at *Utah	29,261
		261-65		105,449
Dec. 31	L	13-20	vs. N.M. State (#17)	16,000
			(Sun Bowl, El Paso, Texas)	

1961 -- 9-1-1 (4-0-1/T-1st)

Sept. 16	W	21-6	TEXAS WESTERN	9,231
Sept. 23	W	54-6	MONTANA STATE	8,123
Sept. 30	W	34-14	at Washington Sta.	13,000
Oct. 7	T	6-6	at *Wyoming	18,090
Oct. 14	W	41-7	*NEW MEXICO	8,051
Oct. 21	W	49-3	at *Colorado State	10,700
Oct. 28	W	69-0	IDAHO	6,934
Nov. 4	W	31-8	at *BYU	13,133
Nov. 11	W	65-22	at W. Michigan	14,000
Nov. 18	W	17-6	at *Utah	32,437
		387-78		113,699
Dec. 9	L	9-24	vs. Baylor	15,123
			(Gotham Bowl, New York, N.Y.)	

1962 -- 8-2-0

Sept. 15	W	29-18	at San Jose State	18,044
Sept. 22	W	45-7	at Idaho	8,617
Sept. 29	W	43-20	MONTANA	9,175
Oct. 6	W	41-13	at Montana State	7,200
Oct. 13	L	13-14	at New Mexico	28,213
Oct. 20	W	21-0	COLORADO STATE	6,484
Oct. 27	W	27-21	BYU	13,405
Nov. 3	L	15-34	at Arizona State	29,393
Nov. 10	W	20-6	WYOMING	10,275
Nov. 17	W	19-6	at Utah	15,000
		273-139		145,806

YEAR-BY-YEAR RESULTS



**Coach:
Tony Knap
(1963-66)
25-14-1, .638
Four Seasons**

1963 -- 8-2-0

Sept. 21	W	42-0	at Arizona	25,000
Sept. 28	L	14-21	at Wyoming	18,221
Oct. 5	W	20-0	SAN JOSE STATE	9,005
Oct. 12	W	47-14	NEW MEXICO	9,377
Oct. 19	W	62-6	at Montana	3,500
Oct. 26	W	40-14	PACIFIC	11,453
Nov. 2	W	26-0	at BYU	13,343
Nov. 9	W	36-13	at Colorado State	6,500
Nov. 16	W	7-6	at New Mexico St.	8,400
Nov. 23	L	23-25	UTAH	15,520
		317-99		120,619

1964 -- 5-4-1

Sept. 19	L	8-24	at Arizona State	33,217
Sept. 26	W	76-0	NEW MEXICO ST.	9,367
Oct. 3	W	41-0	at Montana	5,200
Oct. 10	W	51-7	WICHITA STATE	10,299
Oct. 17	W	14-3	at New Mexico	28,537
Oct. 24	W	42-13	COLO. STATE	12,565
Oct. 31	L	14-28	at BYU	29,422
Nov. 7	T	20-20	WYOMING	11,209
Nov. 14	L	22-27	at Idaho	10,500
Nov. 21	L	6-14	at Utah	24,622
		294-136		174,938

1965 -- 8-2-0

Sept. 11	W	31-12	HAWAII	7,582
Sept. 25	W	13-0	at Arizona State	29,112
Oct. 2	W	35-8	at San Jose State	16,000
Oct. 9	W	30-19	IDAHO	13,732
Oct. 16	W	54-21	MONTANA	11,853
Oct. 23	W	41-20	at Colorado State	14,400
Oct. 30	W	34-21	BYU	15,596
Nov. 6	L	0-7	at Memphis State	23,876
Nov. 13	L	19-21	at Wichita State	7,266
Nov. 20	W	14-7	at Utah	20,357
		271-136		159,774

1966 -- 4-6-0

Sept. 17	L	8-17	at New Mexico	20,570
Sept. 24	L	7-28	at Nebraska (#4)	63,543
Oct. 1	L	7-23	NEW MEXICO ST.	10,872
Oct. 8	L	7-27	at BYU	29,335
Oct. 15	L	7-10	COLORADO STATE	12,678
Oct. 22	L	10-35	at Wyoming	18,253
Nov. 5	W	47-9	at Pacific	11,000
Nov. 12	W	27-7	SAN JOSE STATE	8,620
Nov. 19	W	13-7	at Utah	20,176
Nov. 26	W	48-0	at Hawai'i	11,000
		181-163		206,047



**Coach:
Chuck Mills
(1967-72)
38-23-1, .621
Six Seasons**

1967 -- 7-2-1

Sept. 16	T	3-3	at Wichita State	11,392
Sept. 23	W	44-27	at West Texas St.	11,900
Sept. 30	L	9-10	at New Mexico St.	11,500
Oct. 7	W	28-14	vs. Memphis	10,048
			at Salt Lake City, Utah	
Oct. 14	W	7-6	PACIFIC	14,662
Oct. 21	L	14-17	at Colorado State	14,178
Nov. 4	W	30-9	BYU	15,602
Nov. 11	W	20-14	MONTANA	8,396
Nov. 18	W	19-18	at Utah	23,216
Nov. 25	W	31-25	at San Diego St.	44,318
		205-143		165,112

1968 -- 7-3-0

Sept. 14	W	28-12	NEW MEXICO ST.	9,217
Sept. 21	L	3-48	at Wyoming	20,719
Sept. 28	W	38-0	WICHITA STATE	10,324
Oct. 5	W	50-3	at Montana	11,000
Oct. 12	W	20-0	at Wisconsin	37,469
Oct. 19	L	7-18	at Pacific	8,500
Oct. 26	W	20-10	WEST TEXAS STATE	14,367
Nov. 9	W	34-8	at BYU	20,740
Nov. 23	W	28-13	UTAH	17,660
Nov. 30	L	19-30	at San Diego St.	37,949
		247-142		187,945

1969 -- 3-7-0

Sept. 13	L	7-17	at Wichita State	28,248
Sept. 20	W	14-6	at Bowling Green	14,644
Sept. 27	L	3-36	PACIFIC	10,137
Oct. 11	L	33-37	COLORADO STATE	8,497
Oct. 18	W	23-7	at Army	34,000
Oct. 25	L	0-40	MEMPHIS	14,505
Nov. 1	L	7-27	at Utah	22,699
Nov. 8	L	13-38	at Air Force (#19)	37,271
Nov. 15	L	3-21	BYU	15,123
Nov. 22	W	31-21	at Idaho	5,621
		134-250		190,745

1970 -- 5-5-0

Sept. 12	L	0-37	at Kansas St. (#14)	35,000
Sept. 19	W	33-14	BOWLING GREEN	8,327
Sept. 26	W	42-29	at Wyoming	21,177
Oct. 3	*		WICHITA STATE	
Oct. 10	W	35-6	at Kentucky	33,000
Oct. 24	L	20-27	at BYU	21,562
Oct. 31	L	13-20	at Colorado State	20,156
Nov. 7	L	0-17	UTAH	13,865
Nov. 14	L	14-42	IDAHO	9,285
Nov. 21	W	15-12	at Memphis	13,136
Nov. 28	W	45-21	at New Mexico St.	4,750
		217-225		180,258

*Game cancelled due to an air tragedy involving the Wichita State team.

1971 -- 8-3-0

Sept. 11	W	10-7	at Kansas State	30,000
Sept. 18	W	34-0	NEW MEXICO ST.	10,378
Sept. 25	W	27-7	UNLV	10,640
Oct. 2	L	6-42	at Nebraska (#1)	67,421
Oct. 9	W	29-7	BYU	17,015
Oct. 16	W	7-6	MEMPHIS	5,041
Oct. 23	L	20-36	at San Diego St.	25,047
Oct. 30	W	18-17	at Colorado State	14,284
Nov. 6	L	29-31	WYOMING	9,130
Nov. 13	W	21-17	at Utah	16,292
Nov. 21	W	42-13	at Idaho	15,100
		243-183		220,348

Dec. 19	W	50-6	vs. All-Japan (Silk Bowl, Tokyo, Japan)	
Dec. 26	W	46-6	vs. Japanese All-Stars (Osaka, Japan)	

1972 -- 8-3-0

Sept. 9	W	48-14	at New Mexico St.	13,225
Sept. 16	L	0-49	at Oklahoma (#4)	61,826
Sept. 23	W	42-19	at BYU	35,239
Sept. 30	W	21-0	COLORADO ST.	12,125
Oct. 7	L	12-27	at Texas (#9)	58,127
Oct. 14	L	29-38	at Memphis	17,760
Oct. 28	W	35-23	at Wyoming	15,371
Nov. 4	W	51-7	IDAHO	8,575
Nov. 11	W	44-16	UTAH	19,434
Nov. 18	W	27-21	SOUTHERN MISS	8,805
Nov. 23	W	20-16	WEBER STATE	8,115
		329-230		258,602



**Coach:
Phil Krueger
(1973-75)
21-12-0, .636
Three Seasons**

1973 -- 7-4-0

Sept. 15	W	10-3	at Weber State	17,312
Sept. 22	L	7-35	SAN DIEGO STATE	10,225
Sept. 29	W	7-3	at UNLV	12,486
Oct. 6	W	13-7	BYU	15,486
Oct. 13	W	34-18	at Colorado State	27,103
Oct. 20	W	36-14	at West Texas St.	13,800
Oct. 27	L	16-27	KENT STATE	8,703
Nov. 3	W	31-20	WYOMING	11,792
Nov. 10	W	30-12	at New Mexico St.	8,433
Nov. 17	L	28-31	at Utah	27,842
Nov. 22	L	8-32	at Southern Miss	6,000
		230-202		159,182

1974 -- 8-3-0

Sept. 14	W	17-7	at Wyoming	20,267
Sept. 21	W	9-6	at BYU	24,555
Sept. 28	L	3-72	at Oklahoma (#3)	61,826
Oct. 12	W	24-23	COLORADO STATE	9,008
Oct. 19	W	27-24	at Kent State	9,722
Oct. 26	W	21-16	WEST TEXAS STATE	12,355
Nov. 2	W	17-3	at Idaho	5,005
Nov. 9	L	3-7	SOUTHERN MISS	10,046
Nov. 16	W	34-0	UTAH	15,429
Nov. 23	W	20-7	WEBER STATE	9,744
Nov. 30	L	6-34	at San Diego State	24,687
		181-199		215,430

1975 -- 6-5-0

Sept. 13	W	13-7	at Utah	26,101
Sept. 20	L	8-17	at Florida State	28,685
Sept. 27	L	10-19	SAN DIEGO STATE	15,768
Oct. 4	L	7-61	at Texas (#7)	40,130
Oct. 11	W	21-17	WEST TEXAS STATE	8,849
Oct. 18	W	30-7	at Weber State	11,503
Oct. 25	L	0-31	at Arkansas	44,265
Nov. 1	W	27-21	WYOMING	14,905
Nov. 8	L	7-24	BYU	21,594
Nov. 15	W	42-19	at Boise State	20,000
Nov. 22	W	28-17	at Colorado State	11,872
		193-240		243,672



**Coach:
Bruce Snyder
(1976-82)
37-38-2, .494
Seven Seasons**

1976 -- 3-8-0

Sept. 4	L	10-45	at San Jose State	19,123
Sept. 11	L	16-33	at Arkansas (#13)	50,536
Sept. 18	L	10-32	LONG BEACH ST.	7,173
Sept. 25	L	3-20	at Wyoming	19,574
Oct. 2	L	9-27	at Oregon	17,300
Oct. 9	L	7-10	COLORADO STATE	7,868
Oct. 16	W	28-17	UTAH	18,322
Oct. 23	L	14-45	at BYU	24,124
Nov. 6	W	36-10	WEBER STATE	6,441
Nov. 13	L	6-7	at San Diego St.	29,037
Nov. 20	W	31-17	PACIFIC	11,075
		170-263		210,573

Quick Facts

Season Preview

The Aggies

Coaching Staff

Opponents

Season Review

RECORDS

University

WAC

YEAR-BY-YEAR RESULTS

1977 -- 4-7-0

Sept. 10	W	22-10	SAN JOSE STATE	13,870
Sept. 17	L	26-31	at Memphis	21,364
Sept. 24	L	6-65	BYU (#20)	20,103
Oct. 1	L	0-19	at San Diego St.	43,161
Oct. 8	L	7-16	at Penn State	58,000
Oct. 15	L	0-20	at Utah	25,438
Oct. 29	L	16-23	BOISE STATE	6,216
Nov. 5	W	23-14	at Weber State	8,163
Nov. 12	W	32-31	WYOMING	13,280
Nov. 19	W	35-7	at Idaho State	6,250
Nov. 26	L	10-13	at Colorado State	5,280
		117-249		221,125

1978 -- 7-4-0 (4-1-0/T-1st)

Sept. 3	W	10-0	vs. Idaho State (Osaka, Japan)	15,000
Sept. 16	W	21-20	at Colorado State	24,285
Sept. 23	W	45-22	*FRESNO STATE	15,570
Sept. 30	W	20-13	at Wyoming#	23,257
Oct. 7	W	24-7	at BYU	32,668
Oct. 14	L	17-33	*LONG BEACH ST.	15,800
Oct. 21	L	16-17	at Miami (Fla.)	25,707
Oct. 28	W	31-21	*SAN JOSE STATE	18,226
Nov. 4	W	40-14	*PACIFIC	15,264
Nov. 11	L	25-44	WEBER STATE	6,102
Nov. 25	L	20-23	UTAH	12,260
		269-214		204,139

#counted in league standings

1979 -- 7-3-1 (4-0-1/T-1st)

Sept. 8	T	48-48	at *San Jose State	10,782
Sept. 15	L	14-35	at Nebraska (#8)	75,953
Sept. 22	W	24-0	COLORADO STATE	17,960
Sept. 29	W	47-21	at Utah	31,100
Oct. 6	W	51-28	*LONG BEACH ST.	16,046
Oct. 13	L	24-48	BYU	28,094
Oct. 20	W	15-14	at *Pacific	18,300
Oct. 27	L	14-28	at Arizona State	67,219
Nov. 3	W	35-7	*CS-FULLERTON	16,600
Nov. 17	W	34-10	at Weber State	7,707
Nov. 24	W	41-31	at *Fresno State	8,957
		347-270		298,718

1980 -- 6-5-0 (4-1-0/2nd)

Sept. 6	L	10-17	at Kentucky	57,900
Sept. 13	W	14-7	IDAHO STATE	16,187
Sept. 20	L	17-35	at Texas (#7)	63,000
Oct. 4	L	19-23	UTAH	20,977
Oct. 11	W	28-17	at *CS Fullerton	6,293
Oct. 18	L	46-70	BYU	23,230
Oct. 25	W	14-0	at *Fresno State	10,428
Nov. 1	W	21-7	*PACIFIC	15,123
Nov. 8	W	50-13	at Weber State	12,202
Nov. 15	L	27-28	at *Long Beach St.	11,168
Nov. 22	W	44-38	at *San Jose State	16,318
		290-255		252,826

1981 -- 5-5-1 (4-1-0/2nd)

Sept. 5	L	0-10	at Utah	29,010
Sept. 12	W	14-9	*CS FULLERTON	12,472
Sept. 19	W	31-18	WEBER STATE	17,132
Sept. 26	L	7-35	at Houston	27,462
Oct. 2	L	26-32	at BYU (#10)	41,129
Oct. 10	W	17-14	at *Pacific	14,000
Oct. 17	T	13-13	at Texas Christian	15,357
Oct. 24	L	24-27	*SAN JOSE STATE	16,071
Oct. 31	W	20-0	*FRESNO STATE	13,086
Nov. 7	W	28-2	at *Long Beach St.	7,153
Nov. 14	L	24-50	at Idaho State	12,008
		204-210		204,880

1982 -- 5-6-0 (2-4-0/5th)

Sept. 11	L	9-24	at Texas Christian	17,423
Sept. 18	W	31-10	WEBER STATE	15,054
Sept. 25	W	19-0	at *CS Fullerton	4,750
Oct. 2	L	6-31	at *Fresno State	25,174
Oct. 9	W	30-3	IDAHO STATE	12,174
Oct. 16	W	14-12	*PACIFIC	10,026
Oct. 30	W	20-17	BYU	25,688
Nov. 6	L	10-42	at Utah	30,625
Nov. 13	L	10-30	at Boise State	14,868
Nov. 20	L	26-49	at *San Jose State	14,359
Nov. 27	L	17-44	at *Long Beach St.	8,871
		191-262		179,012



Coach:
Chris Pella
(1983-85)
9-24-0, .273
Three Seasons

1983 -- 5-6-0 (3-3-0/T-3rd)

Sept. 10	L	12-39	at Arizona State	65,290
Sept. 17	L	24-25	*CS FULLERTON	11,933
Sept. 24	L	10-17	at Missouri	45,033
Oct. 1	W	20-12	*FRESNO STATE	10,179
Oct. 8	W	27-10	at *Pacific	9,500
Oct. 15	W	10-7	BOISE STATE	16,476
Oct. 22	L	10-28	at *UNLV	12,300
Oct. 29	L	34-38	at BYU (#15)	64,593
Nov. 5	W	22-15	SAN JOSE STATE	9,181
Nov. 12	W	21-17	UTAH	19,301
Nov. 25	L	3-6	at Long Beach St.	3,878
		193-214		267,664

1984 -- 1-10-0 (1-6-0/T-7th)

Sept. 8	L	7-42	at Southern Cal	45,067
Sept. 15	L	18-62	TEXAS CHRISTIAN	12,009
Sept. 29	L	16-27	at *CS Fullerton	6,262
Oct. 6	L	21-38	at *San Jose State	14,667
Oct. 13	L	22-24	*LONG BEACH ST.	9,589
Oct. 20	L	18-43	at *Fresno State	31,463
Oct. 27	W	41-14	*PACIFIC	8,597
Nov. 3	L	10-45	at Arizona	44,225
Nov. 10	L	10-21	UTAH	11,937
Nov. 17	L	20-36	*UNLV	6,279
Nov. 24	L	13-38	at BYU (#1)	65,508
		196-390		255,603

1985 -- 3-8-0 (3-4-0/5th)

Sept. 7	W	19-17	at *Long Beach St.	8,621
Sept. 14	L	3-10	at Iowa State	42,455
Sept. 21	W	35-32	*SAN JOSE STATE	9,754
Sept. 28	L	7-33	at *Pacific	15,000
Oct. 5	L	7-14	at *UNLV	13,982
Oct. 12	L	30-32	*CS FULLERTON	9,047
Oct. 19	L	10-42	at Arizona State	59,543
Oct. 26	L	19-38	*FRESNO STATE	10,702
Nov. 2	L	7-34	at Utah	30,124
Nov. 9	L	0-44	BYU (#18)	29,024
Nov. 23	W	40-23	at *New Mexico St.	5,278
		177-319		233,530



Coach:
Chuck Shelton
(1986-91)
26-39-1, .402
Six Seasons

1986 -- 3-8-0 (3-4-0/T-4th)

Sept. 6	L	0-52	at BYU (#18)	64,213
Sept. 13	L	10-24	at Missouri	35,548
Sept. 20	L	13-16	at Kansas	36,300
Oct. 4	W	42-9	*NEW MEXICO ST.	10,143
Oct. 11	L	28-38	at *San Jose State	11,028
Oct. 18	L	0-33	at *CS Fullerton	4,007
Oct. 25	W	7-6	*UNLV	11,270
Nov. 1	L	3-14	*LONG BEACH ST.	7,084
Nov. 8	W	14-10	at *Pacific	7,000
Nov. 15	L	10-27	UTAH	13,034
Nov. 22	L	7-14	at *Fresno State	34,381
		134-243		234,008

1987 -- 5-6-0 (4-3-0/T-2nd)

Sept. 5	L	12-56	at Nebraska (#2)	75,910
Sept. 12	L	0-41	at Kentucky	55,279
Sept. 26	L	11-30	*CS FULLERTON	15,786
Oct. 2	L	24-45	at BYU	65,729
Oct. 10	L	27-28	at *UNLV	23,363
Oct. 17	W	17-13	*PACIFIC	8,775
Oct. 24	W	41-36	at Utah	27,394
Oct. 31	L	14-24	*SAN JOSE STATE	14,117
Nov. 7	W	25-6	at *New Mexico St.	10,318
Nov. 14	W	17-13	*FRESNO STATE	8,281
Nov. 21	W	17-14	at *Long Beach St.	2,659
		205-306		307,611

1988 -- 4-7-0 (4-3-0/T-3rd)

Sept. 3	L	13-63	at Nebraska (#2)	76,233
Sept. 10	L	21-35	at Missouri	35,232
Sept. 24	W	32-20	*NEW MEXICO ST.	13,792
Sept. 30	L	3-38	at BYU	65,702
Oct. 8	W	31-24	*LONG BEACH ST.	12,686
Oct. 15	L	10-51	at *Fresno State	34,942
Oct. 22	L	31-36	at *San Jose State	14,215
Oct. 29	W	23-20	*Pacific	13,147
Nov. 5	W	17-10	*UNLV	8,606
Nov. 12	L	21-42	UTAH	16,578
Nov. 19	L	13-23	at *CS Fullerton	2,119
		213-362		293,252

1989 -- 4-7-0 (4-3-0/3rd)

Sept. 9	L	10-45	at Utah	30,948
Sept. 16	L	10-66	at USC (#13)	54,209
Sept. 23	L	2-41	at Illinois (#20)	61,553
Sept. 30	L	10-37	BYU	26,906
Oct. 7	W	34-23	*CS FULLERTON	10,567
Oct. 14	L	7-34	*FRESNO STATE	13,137
Oct. 21	W	28-13	at *New Mexico St.	9,949
Nov. 4	W	38-10	at *Pacific	5,037
Nov. 11	L	7-33	*SAN JOSE STATE	12,028
Nov. 18	W	27-22	at *UNLV	17,710
Nov. 25	L	18-31	at *Long Beach St.	1,575
		191-355		243,619

1990 -- 5-5-1 (5-1-1/T-2nd)

Sept. 1	L	0-19	UTAH	19,631
Sept. 8	W	27-13	*LONG BEACH ST.	15,687
Sept. 15	L	10-45	at Missouri	33,986
Oct. 6	L	7-52	at Oregon	32,554
Oct. 13	T	24-24	at *Fresno State	33,519
Oct. 20	L	27-34	at *San Jose State	11,834
Oct. 27	W	31-6	*UNLV	15,273
Nov. 3	W	55-10	*NEW MEXICO ST.	9,970
Nov. 10	W	45-17	at *CS Fullerton	4,110
Nov. 17	W	51-45	*PACIFIC	14,905
Nov. 24	L	10-45	at BYU (#4)	65,876
		287-310		257,345

Quick Facts

Season Preview

The Aggies

Coaching Staff

Opponents

Season Review

RECORDS

University

WAC

YEAR-BY-YEAR RESULTS

2004 -- 3-8-0 (2-5-0/T-7th)

Sept. 4	L	17-48	at Alabama	82,033
Sept. 11	W	14-7	*IDAHO	20,117
Sept. 18	L	6-48	UTAH (#15)	24,750
Sept. 25	W	31-21	at UNLV	19,116
Oct. 2	L	21-49	*at Troy	20,029
Oct. 9	L	23-31	*NORTH TEXAS	17,895
Oct. 16	L	6-35	at Clemson	77,500
Oct. 30	L	0-21	*at Mid. Tennessee	14,208
Nov. 6	L	25-32	*at UL-Monroe	16,208
Nov. 11	L	7-16	*at Arkansas State	7,862
Nov. 20	W	34-25	*NEW MEXICO ST.	15,238
		184-333		314,956



Coach:
Brent Guy
(2005-2008)
9-38-0, .191
Four Seasons

2005 -- 3-8-0 (2-6-0/T-6th)

Sept. 3	#		NICHOLLS STATE	
Sept. 10	L	7-31	at Utah	44,639
Sept. 24	W	31-24	UNLV	12,408
Oct. 1	L	13-27	*at Idaho	15,006
Oct. 8	W	24-17	*SAN JOSE STATE	12,542
Oct. 15	L	21-53	*at Fresno State	42,701
Oct. 22	L	21-45	*BOISE STATE	12,922
Oct. 29	L	3-35	at Alabama (#5)	81,018
Nov. 5	L	17-27	*LA. TECH	9,457
Nov. 12	L	23-50	*at Hawai'i	27,892
Nov. 19	L	24-30	*NEVADA	7,153
Nov. 26	W	24-21	*at New Mexico St.	6,702
		208-360		272,440

- Canceled due to Hurricane Katrina

2006 -- 1-11-0 (1-7-0/T-8th)

Sept. 2	L	7-38	at Wyoming	18,531
Sept. 9	L	0-20	at Arkansas	69,491
Sept. 16	L	0-48	UTAH	20,082
Sept. 23	L	0-38	at BYU	58,659
Sept. 30	L	21-41	*IDAHO	8,618
Oct. 7	W	13-12	*FRESNO STATE	10,701
Oct. 14	L	14-21	*at San Jose State	15,738
Oct. 21	L	35-48	*at Louisiana Tech	14,463
Nov. 4	L	10-63	*HAWAII	10,291
Nov. 11	L	0-42	*at Nevada	8,584
Nov. 18	L	10-49	*at Boise State (#13)	30,515
Nov. 25	L	20-42	*NEW MEXICO ST.	7,108
		130-462		272,781

2007 -- 2-10-0 (2-6-0/7th)

Aug. 30	L	16-23	UNLV	15,102
Sept. 8	L	18-32	at Wyoming	19,443
Sept. 15	L	3-54	at Oklahoma (#3)	84,403
Sept. 22	L	20-23	*SAN JOSE STATE	13,685
Sept. 29	L	18-34	at Utah	41,884
Oct. 6	L	37-52	*at Hawai'i (#15)	36,360
Oct. 20	L	28-31	*NEVADA	9,462
Oct. 27	L	21-31	*LOUISIANA TECH	8,543
Nov. 3	L	27-38	*at Fresno State	32,904
Nov. 10	L	0-52	*BOISE STATE (#19)	18,864
Nov. 17	W	35-17	*at New Mexico St.	7,537
Nov. 24	W	24-19	*at Idaho	8,102
		247-406		230,633

2008 -- 3-9-0 (3-5-0/7th)

Aug. 30	L	17-27	at UNLV	18,815
Sept. 6	L	24-66	at Oregon (#18)	28,060
Sept. 13	L	10-58	UTAH (#22)	19,061
Sept. 20	W	42-17	*IDAHO	10,154
Oct. 3	L	14-34	BYU (#8)	23,101
Oct. 11	L	7-30	*at San Jose State	20,318
Oct. 18	L	17-44	*at Nevada	13,159
Oct. 25	L	28-30	*FRESNO STATE	14,071
Nov. 1	W	30-14	*HAWAII	12,112
Nov. 8	L	14-49	*at Boise State (#9)	32,171
Nov. 15	L	38-45	*at Louisiana Tech	15,320
Nov. 29	W	47-2	*NEW MEXICO ST.	9,919
		241-414		216,261



Coach:
Gary Andersen
(2009-)
15-22-0, .405
Three Seasons

2009 -- 4-8-0 (3-5-0/T-5th)

Sept. 3	L	17-35	at Utah (#19)	45,333
Sept. 19	L	30-38	at Texas A&M	73,599
Sept. 26	W	53-34	SOUTHERN UTAH	18,472
Oct. 2	L	17-35	at BYU (#20)	64,103
Oct. 10	L	17-20	*at New Mexico St.	15,283
Oct. 17	L	32-35	*NEVADA	15,103
Oct. 24	W	23-21	*LOUISIANA TECH	14,229
Oct. 31	L	27-31	*at Fresno State	27,721
Nov. 7	L	36-49	*at Hawai'i	31,499
Nov. 14	W	24-9	*SAN JOSE STATE	13,276
Nov. 20	L	21-53	*BOISE STATE (#6)	18,777
Nov. 28	W	52-49	*at Idaho	8,532
		349-408		345,927

2010 -- 4-8-0 (2-6-0/7th)

Sept. 4	L	24-31	at Oklahoma (#7)	85,151
Sept. 11	W	38-17	IDAHO STATE	18,347
Sept. 18	L	24-41	*FRESNO STATE	19,059
Sept. 25	L	7-41	at San Diego St.	45,682
Oct. 1	W	31-16	BYU	24,152
Oct. 19	L	6-24	*at Louisiana Tech	16,073
Oct. 23	L	7-45	*HAWAII	17,111
Oct. 30	L	42-56	*at Nevada	11,558
Nov. 6	W	27-22	*NEW MEXICO ST.	14,524
Nov. 13	W	38-34	*at San Jose State	12,239
Nov. 20	L	6-28	*IDAHO	14,072
Dec. 4	L	14-50	*at Boise State (#9)	32,101
		264-405		310,069

2011 -- 7-6-0 (5-2-0/2nd)

Sept. 3	L	38-42	at Auburn (#23/19)	82,245
Sept. 10	W	54-17	WEBER STATE	18,239
Sept. 24	L	34-35	COLORADO STATE	22,559
Sept. 30	L	24-27	at BYU	63,513
Oct. 8	W	63-19	WYOMING	17,561
Oct. 15	L	21-31	*at Fresno State	28,854
Oct. 22	L	17-24	*LOUISIANA TECH	16,037
Nov. 5	W	35-31	*at Hawai'i	30,301
Nov. 12	W	34-33	*SAN JOSE STATE	14,593
Nov. 19	W	49-42	*at Idaho	8,216
Nov. 26	W	21-17	*NEVADA	15,784
Dec. 3	W	24-21	*at New Mexico St.	13,361
		414-339		334,573
Dec. 17	L	23-24	OHIO	28,076
			(Famous Idaho Potato Bowl, Boise, Idaho)	



Quick Facts

Season Preview

The Aggies

Coaching Staff

Opponents

Season Review

RECORDS

University

MAC

YEAR-BY-YEAR RECORDS

113 SEASONS IN 119 YEARS

Year	Coach	Overall	Home	Away	Neutral	Conf. Rec.	Conf. Finish
1892	None	1-0-0	1-0-0	0-0-0	0-0-0		
1893	No Team						
1894	No Team						
1895	No Team						
1896	Mayo	0-1-0	0-1-0	0-0-0	0-0-0		
1897	No Team						
1898	Dunning	0-1-0	0-1-0	0-0-0	0-0-0		
1899	Langton	1-0-0	1-0-0	0-0-0	0-0-0		
1900	Langton	0-1-0	0-1-0	0-0-0	0-0-0		
1901	Richards	3-2-1	3-1-1	0-1-0	0-0-0		
1902	Campbell	0-4-0	0-2-0	0-2-0	0-0-0		
1903	Campbell	3-0-0	3-0-0	0-0-0	0-0-0		
1904	Campbell	4-8-0	3-0-0	1-8-0	0-0-0		
1905	Campbell	2-2-1					
1906	Campbell	3-1-0	3-0-0	0-1-0	0-0-0		
1907	Walker	7-0-0					
1908	Walker	4-2-0	4-1-0	0-1-0	0-0-0		
1909	Teezel	2-2-1	2-2-1	0-0-0	0-0-0		
1910	Teezel	5-2-0	2-1-0	3-1-0	0-0-0		
1911	Teezel	5-0-0	3-0-0	2-0-0	0-0-0		
1912	Teezel	4-2-1	4-0-0	0-2-1	0-0-0		
1913	Teezel	3-3-0	1-1-0	2-2-0	0-0-0		
1914	Teezel	2-5-0	2-2-0	0-3-0	0-0-0		
1915	Teezel	3-4-0	3-1-0	0-3-0	0-0-0		
1916	Watson	1-5-1	1-3-1	0-2-0	0-0-0	0-3-0	8th
1917	Watson	7-0-1	4-0-0	3-0-1	0-0-0	4-0-0	2nd
1918	Pickering		No Games				
1919	Romney	5-2-0	3-0-0	2-2-0	0-0-0	2-2-0	T 4th
1920	Romney	4-2-1	2-1-0	2-1-1	0-0-0	2-1-0	4th
1921	Romney	7-1-0	4-1-0	3-0-0	0-0-0	3-0-0	1st
1922	Romney	5-4-0	2-1-0	3-3-0	0-0-0	3-3-0	T 5th
1923	Romney	5-2-0	1-2-0	4-0-0	0-0-0	4-2-0	4th
1924	Romney	4-2-1	2-0-0	2-2-1	0-0-0	3-2-1	4th
1925	Romney	6-1-0	3-0-0	3-1-0	0-0-0	5-1-0	T 2nd
1926	Romney	5-1-2	2-0-0	3-1-2	0-0-0	4-1-2	3rd
1927	Romney	3-4-1	3-1-0	0-3-1	0-0-0	3-3-0	7th
1928	Romney	5-3-1	3-0-0	2-3-1	0-0-0	4-2-1	4th
1929	Romney	3-4-0				3-4-0	9th
1930	Romney	3-5-1	2-1-1	1-4-0	0-0-0	3-4-1	8th
1931	Romney	6-2-0	5-0-0	1-2-0	0-0-0	5-2-0	2nd
1932	Romney	4-4-0	4-0-0	0-4-0	0-0-0	3-3-0	6th
1933	Romney	4-4-0	3-0-0	1-4-0	0-0-0	4-3-0	6th
1934	Romney	5-1-1	2-0-1	3-1-0	0-0-0	5-1-1	4th
1935	Romney	5-2-1	5-0-0	0-2-1	0-0-0	5-1-1	2nd
1936	Romney	7-0-1	3-0-0	4-0-1	0-0-0	6-0-1	1st
1937	Romney	2-4-2	2-1-1	0-3-1	0-0-0	2-4-1	7th
1938	Romney	4-4-0	2-2-0	2-2-0	0-0-0	3-3-0	5th
1939	Romney	3-4-1	1-2-1	2-2-0	0-0-0	2-3-1	5th
1940	Romney	2-5-1	2-2-0	0-3-1	0-0-0	2-4-0	5th
1941	Romney	0-8-0	0-4-0	0-4-0	0-0-0	0-6-0	7th
1942	Romney	6-3-1	2-1-0	4-2-1	0-0-0	2-3-1	4th
1943		No Games					
1944	Romney	3-3-0	2-2-0	1-1-0	0-0-0	0-2-0	4th
1945	Romney	4-3-0	3-0-0	1-3-0	0-0-0	1-3-0	4th
1946	Romney	7-2-1	4-0-1	3-1-0	0-1-0	4-1-1	T 1st
1947	Romney	6-5-0	4-1-0	2-3-0	0-1-0	3-3-0	T 3rd
1948	Romney	5-6-0	4-1-0	1-5-0	0-0-0	2-3-0	T 2nd
1949	Melinkovich	3-7-0	2-2-0	1-5-0	0-0-0	1-3-0	5th
1950	Melinkovich	2-9-0	1-4-0	1-5-0	0-0-0	0-4-0	6th
1951	Roning	3-5-1	2-2-0	1-3-1	0-0-0	2-4-1	6th
1952	Roning	3-7-1	2-4-0	1-3-1	0-0-0	3-4-0	T 5th
1953	Roning	8-3-0	4-1-0	4-2-0	0-0-0	5-2-0	2nd
1954	Roning	4-6-0	2-2-0	2-4-0	0-0-0	4-3-0	3rd
1955	Faunce	4-6-0	3-1-0	1-5-0	0-0-0	3-4-0	5th
1956	Faunce	6-4-0	3-1-0	3-3-0	0-0-0	3-3-0	T 3rd
1957	Faunce	2-7-1	1-3-0	1-4-1	0-0-0	1-5-1	8th
1958	Faunce	3-7-0	1-3-0	2-4-0	0-0-0	1-5-0	T 6th
1959	Ralston	5-6-0	3-1-0	2-5-0	0-0-0	2-5-0	T 5th

Year	Coach	Overall	Home	Away	Neutral	Conf. Rec.	Conf. Finish
1960	Ralston	9-2-0	4-0-0	5-1-0	0-1-0	5-1-0	T 1st
1961	Ralston	9-1-1	4-0-0	5-0-1	0-1-0	4-0-1	T 1st
1962	Ralston	8-2-0	4-0-0	4-2-0	0-0-0		
1963	Knap	8-2-0	3-1-0	5-1-0	0-0-0		
1964	Knap	5-4-1	3-0-1	2-4-0	0-0-0		
1965	Knap	8-2-0	4-0-0	4-2-0	0-0-0		
1966	Knap	4-6-0	1-2-0	3-4-0	0-0-0		
1967	Mills	7-2-1	3-0-0	3-2-1	1-0-0		
1968	Mills	7-3-0	4-0-0	3-3-0	0-0-0		
1969	Mills	3-7-0	0-4-0	3-3-0	0-0-0		
1970	Mills	5-5-0	1-2-0	4-3-0	0-0-0		
1971	Mills	8-3-0	4-1-0	4-2-0	0-0-0		
1972	Mills	8-3-0	5-0-0	3-3-0	0-0-0		
1973	Krueger	7-4-0	2-2-0	5-2-0	0-0-0		
1974	Krueger	8-3-0	4-1-0	4-2-0	0-0-0		
1975	Krueger	6-5-0	2-2-0	4-3-0	0-0-0		
1976	Snyder	3-8-0	3-2-0	0-6-0	0-0-0		
1977	Snyder	4-7-0	2-2-0	2-5-0	0-0-0		
1978	Snyder	7-4-0	3-3-0	3-1-0	1-0-0	4-1-0	T 1st
1979	Snyder	7-3-1	3-1-0	4-2-1	0-0-0	4-0-1	T 1st
1980	Snyder	6-5-0	2-2-0	4-3-0	0-0-0	4-1-0	2nd
1981	Snyder	5-5-1	3-1-0	2-4-1	0-0-0	4-1-0	2nd
1982	Snyder	5-6-0	4-0-0	1-6-0	0-0-0	2-4-0	T 4th
1983	Pella	5-6-0	4-1-0	1-5-0	0-0-0	3-3-0	T 3rd
1984	Pella	1-10-0	1-4-0	0-6-0	0-0-0	1-6-0	T 7th
1985	Pella	3-8-0	1-3-0	2-5-0	0-0-0	3-4-0	5th
1986	Shelton	3-8-0	2-2-0	1-6-0	0-0-0	3-4-0	T 4th
1987	Shelton	5-6-0	2-2-0	3-4-0	0-0-0	4-3-0	T 2nd
1988	Shelton	4-7-0	4-1-0	0-6-0	0-0-0	4-3-0	T 3rd
1989	Shelton	4-7-0	1-3-0	3-4-0	0-0-0	4-3-0	4th
1990	Shelton	5-5-1	4-1-0	1-4-1	0-0-0	5-1-1	T 2nd
1991	Shelton	5-6-0	3-1-0	2-5-0	0-0-0	5-2-0	3rd
1992	Weatherbie	5-6-0	3-2-0	2-4-0	0-0-0	4-2-0	T 2nd
1993	Weatherbie	7-5-0	3-2-0	3-3-0	1-0-0	5-1-0	T 1st
1994	Weatherbie	3-8-0	1-4-0	2-4-0	0-0-0	2-4-0	T 7th
1995	Smith	4-7-0	2-4-0	2-3-0	0-0-0	4-2-0	T 2nd
1996	Smith	6-5-0	4-2-0	2-3-0	0-0-0	4-1-0	T 1st
1997	Smith	6-6-0	3-2-0	3-3-0	1-0-0	4-1-0	T 1st
1998	Arslanian	3-8-0	2-4-0	1-4-0	0-0-0	2-3-0	T 4th
1999	Arslanian	4-7-0	2-3-0	2-4-0	0-0-0	3-3-0	T 3rd
2000	Dennehy	5-6-0	3-2-0	2-4-0	0-0-0	4-1-0	2nd
2001	Dennehy	4-7-0	3-2-0	1-5-0	0-0-0		
2002	Dennehy	4-7-0	3-2-0	1-5-0	0-0-0		
2003	Dennehy	3-9-0	3-2-0	0-7-0	0-0-0	3-4-0	T 4th
2004	Dennehy	3-8-0	2-2-0	1-6-0	0-0-0	2-5-0	T 7th
2005	Guy	3-8-0	2-3-0	1-5-0	0-0-0	2-6-0	T 6th
2006	Guy	1-11-0	1-4-0	0-7-0	0-0-0	1-7-0	T 8th
2007	Guy	2-10-0	0-5-0	2-5-0	0-0-0	2-6-0	7th
2008	Guy	3-9-0	3-3-0	0-6-0	0-0-0	3-5-0	7th
2009	Andersen	4-8-0	3-2-0	1-6-0	0-0-0	3-5-0	T 5th
2010	Andersen	4-8-0	3-3-0	1-5-0	0-0-0	2-6-0	7th
2011	Andersen	7-6-0	4-2-0	3-3-0	0-1-0	5-2-0	2nd

Totals

Overall	494-507-31 (.494)
Home	272-163-9 (.623)
Away	199-321-21 (.387)
Neutral	3-6-0 (.333)
Conference	231-216-17 (.516)

CONFERENCE AFFILIATIONS

1916-37 — Rocky Mountain Athletic Conference
 1938-61 — Mountain States Conference/Skyline
 1978-2000 — PCAA/Big West Conference
 2003-2004 — Sun Belt Conference
 2005 - Present — Western Athletic Conference


COACHING RECORDS

ALL-TIME UTAH STATE COACHING RECORDS

Years	Coach (alma mater)	Seasons	Overall				Conference				Conf. Champ.	Bowls
			Won	Lost	Tied*	Pct.	Won	Lost	Tied	Pct.		
1892	No head coach	1	1	0	0	1.000	--	--	--	--	--	--
1896	Prof. Mayo	1	0	1	0	.000	--	--	--	--	--	--
1898	Lt. Dunning	1	0	1	0	.000	--	--	--	--	--	--
1899-1900	Willard Langton	2	1	1	0	.500	--	--	--	--	--	--
1901	Dick Richards	1	3	2	1	.583	--	--	--	--	--	--
1902-06	George P. Campbell	5	12	15	1	.417	--	--	--	--	--	--
1907-08	Fred M. Walker	2	11	2	0	.846	--	--	--	--	--	--
1909-15	Clayton T. Teetzel	7	24	18	2	.568	--	--	--	--	--	--
1916-17	Jack Watson	2	8	5	2	.600	4	3	0	.571	--	--
1918	Earl Pickering	All games postponed										
1919-48	E. Lowell Romney (Utah)	29	128	91	16	.579	88	70	12	.553	3	2
1949-50	George Melinkovich	2	5	16	0	.238	1	7	0	.125	--	--
1951-54	John O. Roning (Minnesota)	4	18	21	2	.463	14	13	1	.518	--	--
1955-58	Ev Faunce (Minnesota)	4	15	24	1	.388	8	17	1	.327	--	--
1959-62	John Ralston (California, 1951)	4	31	11	1	.733	11	6	1	.639	2	2
1963-66	Tony Knap (Idaho, 1939)	4	25	14	1	.638	--	--	--	--	--	--
1967-72	Chuck Mills (Illinois State, 1950)	6	38	23	1	.621	--	--	--	--	--	--
1973-75	Phil Krueger (Southeast Missouri State)	3	21	12	0	.636	--	--	--	--	--	--
1976-82	Bruce Snyder (Oregon, 1963)	7	37	38	2	.494	18	7	1	.712	2	--
1983-85	Chris Pella (Utah State, 1965)	3	9	24	0	.273	7	13	0	.350	--	--
1986-91	Chuck Shelton (Pittsburg State, 1965)	6	26	39	1	.402	25	16	1	.607	--	--
1992-94	Charlie Weatherbie (Okla. State, 1977)	3	15	19	0	.441	11	7	0	.611	1	1
1995-97	John L. Smith (Weber State, 1971)	3	16	18	0	.471	12	4	0	.750	2	1
1998-99	Dave Arslanian (Weber State, 1972)	2	7	15	0	.318	5	6	0	.454	--	--
2000-04	Mick Dennehy (Montana, 1973)	5	19	37	0	.339	9	10	0	.473	--	--
2005-08	Brent Guy (Oklahoma State, 1983)	4	9	38	0	.192	8	24	0	.250	--	--
2009-	Gary Andersen (Utah, 1986)	3	15	22	0	.405	10	13	0	.435	--	1
Totals		113	494	507	31	.494	231	216	17	.516	10	7




John Ralston



Chuck Mills



Charlie Weatherbie



John L. Smith



Brent Guy



Gary Andersen

Quick Facts

Season Preview

The Aggies

Coaching Staff

Opponents

Season Review

RECORDS

University

WAC

HOMECOMING

HOMECOMING RESULTS

Date	Opponent	Athn.	W/L	Score
11/2/29	Colorado College	8,000	W	10-0
10/11/30	Colorado	5,000	T	0-0
10/17/31	Denver	8,000	W	12-6
11/11/32	Colorado State	5,000	W	13-12
11/18/33	Brigham Young	7,000	W	14-0
11/10/34	Colorado State	10,000	T	21-21
11/2/35	Colorado State	7,000	W	13-0
10/24/36	Utah	14,000	W	12-0
10/31/37	Colorado State	6,000	W	7-0
10/22/38	Utah	9,500	L	0-33
10/28/39	Colorado State	7,000	L	0-9
10/12/40	Colorado	8,000	L	0-26
10/25/41	Colorado State	5,000	L	6-7
10/17/42	Utah	4,000	L	7-34
11/11/44	Idaho State	1,000	W	8-7
10/20/45	Colorado State	3,000	W	13-0
10/19/46	Colorado State	8,000	W	48-0
11/8/47	Colorado	8,000	W	35-12
10/23/48	Brigham Young	12,000	W	20-7
10/1/49	Montana	10,000	L	13-16
10/14/50	Wyoming	10,000	L	7-40
11/3/51	Utah	11,000	L	20-28
10/25/52	Colorado State	9,400	L	7-21
10/31/53	Montana	9,500	W	33-14
10/30/54	Brigham Young	11,000	W	45-13
10/15/55	Montana	10,000	W	32-6
10/27/56	Brigham Young	8,000	W	33-7
10/19/57	Montana	7,100	L	25-35
10/25/58	Colorado State	8,495	W	15-0
10/24/59	Montana State	7,729	W	22-13
10/29/60	Brigham Young	10,183	W	34-0
10/28/61	Idaho	6,934	W	69-0
10/27/62	Brigham Young	13,372	W	27-21
10/26/63	Pacific	11,453	W	40-14
10/24/64	Colorado State	12,565	W	42-13
10/16/65	Montana	11,853	W	54-21
10/15/66	Colorado State	12,678	L	7-10
10/14/67	Pacific	14,662	W	7-6
10/26/68	West Texas State	14,367	W	20-10
10/25/69	Memphis State	14,505	L	0-40
11/14/70	Idaho	9,285	L	14-42
10/16/71	Memphis State	5,041	W	7-6
11/11/72	Utah	19,434	W	44-16
11/3/73	Wyoming	11,792	W	31-20
10/26/74	West Texas State	12,355	W	21-16
11/8/75	Brigham Young	21,594	L	7-24
10/16/76	Utah	18,322	W	28-17
10/29/77	Boise State	6,216	L	16-23
10/28/78	San Jose State	18,226	W	31-21
11/3/79	CS-Fullerton	16,600	W	35-7
11/1/80	Pacific	15,128	W	21-7
10/24/81	San Jose State	16,071	L	24-27
10/30/82	BYU	25,688	W	20-17
10/15/83	Boise State	16,476	W	10-7
10/27/84	Pacific	8,597	W	41-14
10/26/85	Fresno State	10,702	L	19-38
10/25/86	UNLV	11,270	W	7-6
10/31/87	San Jose State	15,117	L	14-24
10/29/88	Pacific	13,147	W	23-20
10/14/89	Fresno State	13,137	L	7-34
10/27/90	UNLV	15,273	W	31-6
11/2/91	Fresno State	9,814	W	20-19
10/24/92	San Jose State	18,185	L	25-27
10/16/93	Nevada	20,263	L	44-48
10/22/94	Southwestern La.	20,016	L	25-27
10/15/95	Northern Illinois	17,188	W	42-7
10/26/96	Idaho	13,712	W	35-28
10/18/97	New Mexico St.	17,251	W	38-7
10/17/98	Idaho	14,206	L	14-26
10/9/99	Arkansas State	18,147	W	20-14
9/30/00	Utah	29,814	L	14-35
10/20/01	Idaho State	20,875	W	28-27
10/19/02	New Mexico (ot)	15,942	W	45-44
10/11/03	Wyoming	26,594	L	21-48
10/9/04	North Texas	17,895	L	23-31
10/08/05	San Jose State	12,542	W	24-17
10/07/06	Fresno State	10,701	W	13-12
9/22/07	San Jose State	13,685	L	20-23
10/25/08	Fresno State	14,071	L	28-30
9/26/09	Southern Utah	18,472	W	53-34
10/23/10	Hawai'i	17,111	L	7-45
9/24/11	Colorado St.	22,559	L	34-35

All-Time Homecoming Record: 49-30-2 (.617)

Aggie Homecoming Weekend: September 23-29, 2012 Once an Aggie, Always an Aggie!

Come back to campus and join with USU Alumni for many of your favorite Aggie traditions such as the Homecoming Breakfast, Homecoming Parade, and True Aggie Night. We are also excited to welcome back the Class of 1962 and the rest of the Golden Aggies!

In 2010 a new event was added that became an instant Aggie favorite: the All Aggie Homecoming Reception. This is the meeting place for all Aggies! Join fellow alumni for food, entertainment and a no-host bar at Accolade (located at Hamilton's Steak & Seafood). Come meet up with classmates and meet this year's Homecoming honorees, then hit the town and visit favorite Logan hang-outs.

The Homecoming Football Game kicks off at 6 p.m. on Saturday against the UNLV Rebels. We hope you will join us for the pre-game party that starts at 3 p.m. and it is packed with food and activities for all ages!

2012 Homecoming Honorees:

Alumnus of the Year - Paul A. and Sylvia M. Jones
Distinguished Young Alumni - Tamara E. Mumford
Grand Marshals - Kevin Curtis

Registration for all of the Homecoming events is available.

We have listed events for university-wide events and smaller group reunions. If you are planning an event in conjunction with Homecoming or for more information on Homecoming, please contact the Alumni Relations office (alumni@usu.edu) at 800-291-2586 or on the web at usu.edu/homecoming/



UTAH A STATE HOMECOMING

Celebrate! Once an Aggie always an Aggie

