



OKLAHOMA
STATE

2011-12 MEDIA GUIDE

BASKETBALL

THE BUDKE ERA

- OSU has made five consecutive postseason appearances under his direction
- The Cowgirls had their first-ever WNBA draft pick in 2010
- OSU matched the school record for wins and made the program's second NCAA Sweet 16 appearance in 2008
- The Cowgirls were the most improved team in the nation and made their first NCAA Tournament in 11 years in 2007
- OSU enjoyed its most successful four-year stretch from 2006-10, winning 88 games during that span

Head Coach Kurt Budke
Seventh Season at OSU

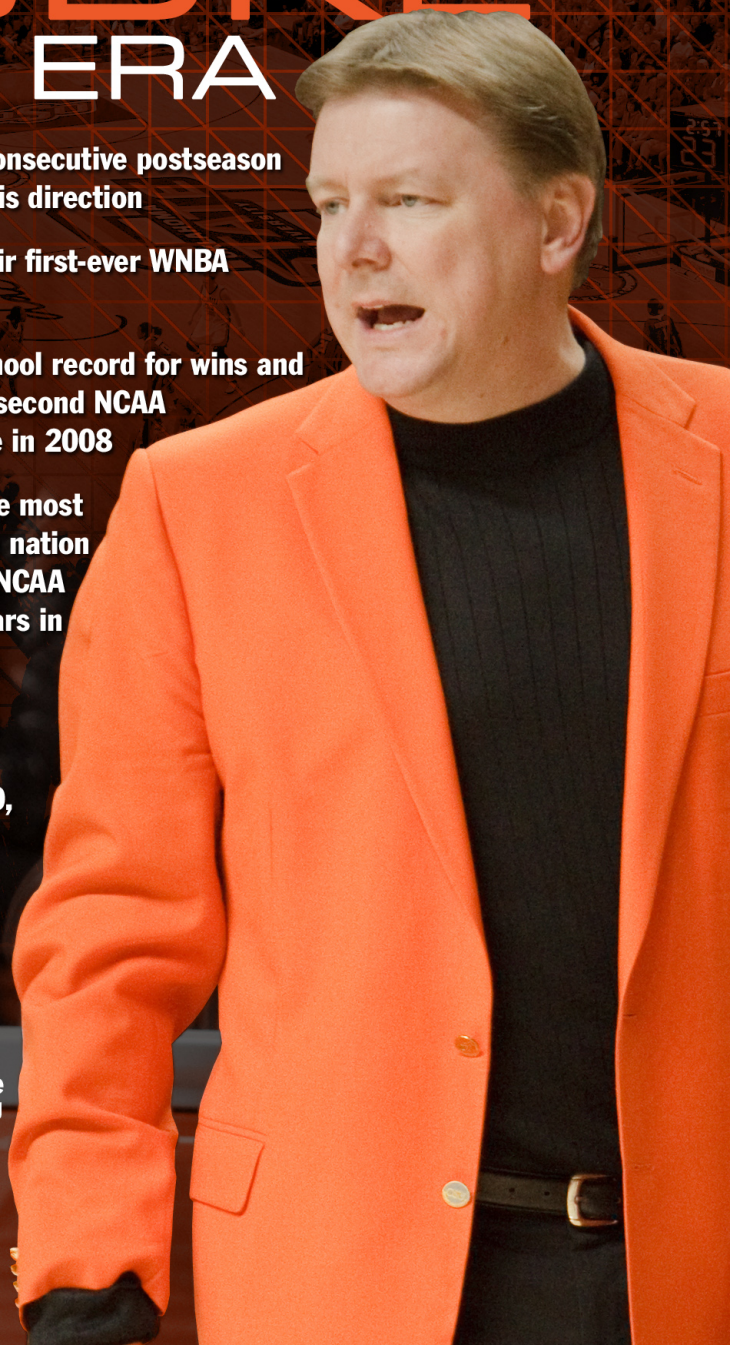


TABLE OF CONTENTS

Media Information	2
Media Outlets	4
Success at OSU and Beyond	6
Gallagher-Iba Arena	8
Facilities	9
University President	11
Athletic Director	12
Oklahoma State University	13
Big 12 Conference	18
OSU Media Relations	24
Player Bios	25
Coaching Staff	49
Year In Review	61
2010-11 Box Scores and Recaps	62
2010-11 Statistics	94
2010-11 Big 12 Statistics	103
Record Book	109
Individual Records	110
Team Records	112
Career Records	113
Season Records	118
All-Time Coaching Records	122
Year-By-Year Results	124
All-Time Conference Results	133
OSU In The Polls	134
Year-By-Year Results By Opponent	156
OSU-Hosted Tournaments	148
Conference Tournament Results	150
Postseason Tournament Results	152
Miscellaneous Game Records	154
Player Honors	157
Attendance, Arena Records	160
Year-By-Year Leaders	161
All-Time Starters	162
Year-By-Year Statistics	164
All-Time Cowgirls	167
1,000-Point Scorers	171

CREDITS

Media Guide: Ryan Cameron (OSU Media Relations)
 Cover Design: Jordan Smith
 Photo Credits: George Bulard (Party Pix, Stillwater),
 Associated Press, Jeremy Cook (Stillwater),
 Buel Bradshaw (OKC), Larry Smith (Wichita),
 Ostatephoto, Phil Shockley, Jessica Lantz
 Other Credits: Roxanne Cantrell and Michael Noteware

Oklahoma State University, in compliance with Title VI of the Civil Rights Act of 1964, Executive Order 11246 as amended, Title IX of the Education Amendments of 1972, Americans with Disabilities Act of 1990, and other federal laws and regulations, does not discriminate on the basis of race, color, national origin, sex, age, religion, disability, or status as a veteran in any of its policies, practices, or procedures. This includes, but is not limited to, admissions, employment, financial aid, and educational service.

QUICK FACTS

THE UNIVERSITY

Location	Stillwater, OK 74078
Founded	Dec. 25, 1890
Enrollment	33,464
Nickname	Cowgirls
School Colors	Orange & Black
Home Court	Gallagher-Iba Arena
Capacity	13,611
Affiliation	NCAA Division I
Conference	Big 12
President	Burns Hargis
Alma mater	Oklahoma State, 1967
Athletics Director	Mike Holder
Alma mater	Oklahoma State, 1970
Athletics Department phone	(405) 744-7714
Ticket Office Phone	(877) ALL-4-OSU

BASKETBALL STAFF

Basketball office phone	(405) 744-2490
Basketball office fax	(405) 744-5509
Head Coach	Kurt Budke (seventh season)
Alma mater	Washburn, 1984
Record at OSU	111-83
Overall record	464-130
Associate Head Coach	Jim Littell (seventh season)
Alma mater	Southwestern College, 1975
Assistant Coach	Miranda Serna (seventh season)
Alma mater	Texas A&M-Commerce, '98
Assistant Coach	Richie Henderson (fourth season)
Alma mater	Oklahoma State, 2006
Athletic Trainer	Katie O'Keefe
Graduate Assistant	Lacey Goldwire
Director of Player Development	Bill Annan
Director of Basketball Operations	Amber Littleton

TEAM INFORMATION

2010-11 overall record	17-15 (15-5 H, 1-9 A, 1-1 N)
2010-11 Big 12 record	4-12
2011 Big 12 Tournament	0-1
2011 Postseason	1-1, WNIT Second Round
Final Associated Press Poll	NR
Final USA Today/ESPN Coaches Poll	NR
Starters Returning/Lost	3/2
Letterwinners Returning/Lost	8/4
Returning Redshirts/Newcomers	0/5

HISTORY

First year of basketball	1973-74
Overall all-time record	635-519 (.551)
NCAA appearances (most recent)	10 (2010)
NIT appearances (most recent)	4 (2011)
Last postseason opponent	at Wyoming, WNIT 2nd Rd. (L, 71-75)

MEDIA INFORMATION

NOTE TO THE MEDIA

The 2011-12 Oklahoma State Women's Basketball Media Guide has been prepared to assist you in covering the Cowgirls this season. Additional information is available by contacting the OSU Athletic Media Relations Office at 405.744.7714.

INTERVIEW REQUESTS

Requests for interviews should be made through women's basketball contact Ryan Cameron at least 24 hours in advance. It is suggested that the interviewer leave his/her name and number and the student-athlete will return the call when convenient for both parties. No player interviews will be granted during practice. The best time to reach Coach Budke or any of the assistant coaches is during the morning, Monday through Friday.

MEDIA CREDENTIALS

Please notify Ryan Cameron at least 24 hours in advance of the game(s) requested. It is preferred that the request be sent on letterhead by fax or e-mail. A pass list will be kept at the media entrance located at the lobby on the southwest side of Gallagher-Iba Arena.

PRESS ROOM SERVICES

The press room is located in the southwest corner of Gallagher-Iba Arena, first floor. Soft drinks will be provided. Statistics, notes and flipcards will be available in the press room prior to the game, and complete boxscores, play-by-play and quotes after the game will be provided in the same manner.

PARKING

Attending media should find ample parking in the parking lot south of the football stadium. The media entrance to the Athletic Center is on the south side of the facility.

PHOTOGRAPHERS

Photographers may shoot from both ends of the court behind the marked lines and clear of the baseline in the free-throw area. Because of space limitations, photographers may not shoot from either sideline area.

POSTGAME PROCEDURES

After a brief cooling-off period, selected OSU players will be brought to the interview auditorium for postgame interviews. Coach Budke will be brought to the room after the players are through answering questions. If possible, the opposing coach will be brought to the room as well.

INTERNET AND FAX SERVICES

Internet will be available on a first-come, first-served basis in the working press room. Wireless internet is also available in the arena. Media outlets and visiting media relations contacts should leave a fax list with Ryan Cameron or another member of the media relations staff.

COWGIRLS ON THE WEB

Information concerning Cowgirl Basketball can be obtained on the world wide web at www.okstate.com. Most or all of the radio broadcasts will also be made available through the internet as well.

COWGIRLS ON THE AIR

The entire Cowgirl Basketball schedule will once again be on radio this season. Kevin Gum will handle the play-by-play duties, with Casey Kendrick providing color analysis. Gum is in his 22nd season as the Cowgirl broadcaster, while Kendrick is entering his 17th season with OSU Cowgirl Basketball.

BIG 12 COACHES TELECONFERENCE

Big 12 women's basketball coaches will participate in four teleconferences during the 2011-12 conference season. The briefings will take place on Jan. 17, Feb. 7, Feb. 28 and March 5. Please contact Joni Lehmann (joni@big12sports.com) for the media dial-in and replay numbers. The call can also be heard live and archived on Big12Sports.com.

2012 TELECONFERENCE SCHEDULE

Jan. 17, Feb. 7, Feb. 28 at 10:00 a.m. CT

- 10:00 a.m. Sherri Coale, OU
- 10:07 a.m. Kim Mulkey, BU
- 10:14 a.m. Robin Pingeton, MU
- 10:21 a.m. Gail Goestenkors, UT
- 10:28 a.m. Bonnie Henrickson, KU
- 10:35 a.m. Kristy Curry, TTU
- 10:42 a.m. Bill Fennelly, ISU
- 10:49 a.m. Kurt Budke, OSU
- 10:56 a.m. Gary Blair, TAMU
- 11:03 a.m. Deb Patterson, KSU

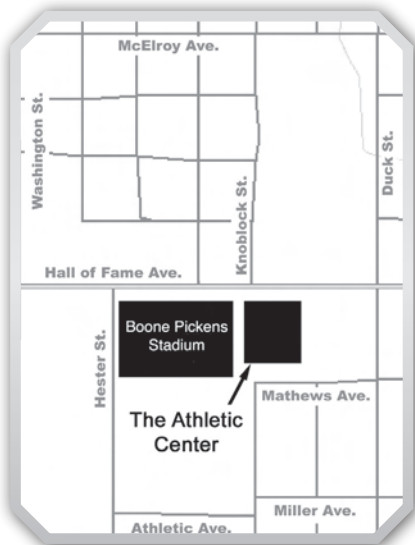
*Please note, there will also be a Big 12 Women's Basketball Championship Teleconference on Monday, March 5 that will begin at 9 a.m. (CST). Coach Budke's designated time slot is 9:56 a.m.

Kevin Gum (right) and Casey Kendrick will once again serve as the broadcast team for the Cowgirl basketball squad in 2011-12.



MEDIA INFORMATION

DIRECTIONS TO STILLWATER AND GALLAGHER-IBA ARENA



Stillwater, Okla., is the home of Oklahoma State University and is located approximately 65 miles from both Tulsa and Oklahoma City.

From Oklahoma City

Take I-35 North. Exit at Highway 51 (exit 174) and head east approximately 18 miles. Highway 51 turns into 6th St. upon entering town. Follow 6th to Duck St. and turn left. From Duck, turn left onto Mathews Ave. Parking is located off Mathews in the lot south of Boone Pickens Stadium.

From Tulsa

Take I-244 West to the Cimarron Turnpike (Highway 64 West). First toll is 75¢, the second is 50¢. After paying second toll, DO NOT exit on Perkins Ave. Instead, continue on the road until it merges with Boomer Road. Follow Boomer Road, which later becomes Main Street, into town and turn right at Hall of Fame Ave. Turn left onto Duck St. and right onto Mathews Ave. Parking is located off Mathews in the lot south of Boone Pickens Stadium.

IMPORTANT ARENA LOCATIONS

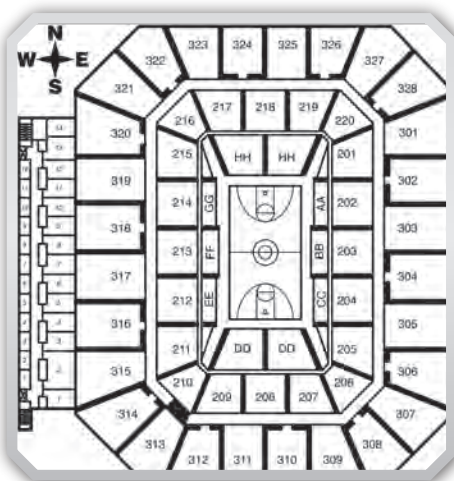
Several changes have been made since the Athletic Center has been built.

Press row has been moved to the 300 level of the arena. The scorer's table and team benches remain on the west side. There will also be limited seating available on the south baseline as well.

The interview auditorium is located in the southwest corner of the Athletic Center, just west of the south end of Heritage Hall. The media workroom is located directly west of the interview auditorium.

The camera locations for television are above sections 307 and 304 on the map at the right and at halfcourt on the concourse level on the east side of the arena.

The Media Relations office is located in the southwest corner of the arena on the second floor.



**MEDIA OUTLETS****ASSOCIATED PRESS — OKC BUREAU**

Central Park One
525 Central Park Dr., Ste. 202
Oklahoma City, OK 73105
(405) 525-2121 • (405) 524-7465 fax
Jeff Latzke, writer <jlatzke@ap.org>
Sue Ogrocki, photographer <sogrocki@ap.org>

ARDMORE ARDMOREITE

117 W. Broadway • P.O. Box 1328
Ardmore, OK 73402
(800) 873-0211 • (580) 226-0050 fax
Erik Horne, sports editor <erik.horne@ardmoreite.com>

ASSOCIATED PRESS — TULSA BUREAU

P.O. Box 1770
Tulsa, OK 74102-1770
(918) 584-4346 • (918) 584-4654 fax
Clayton Bellamy, sports

BARTLESVILLE EXAMINER-ENTERPRISE

P.O. Box 1278
Bartlesville, OK 74005
(918) 335-8200 • (918) 335-0601 fax
Mike Tupa, sports editor

DAILY OKLAHOMAN

9000 N. Broadway • P.O. Box 25125
Oklahoma City, OK 73125
(405) 475-3314 • (405) 475-3183 fax
Mike Sherman, sports editor
www.newsok.com

DAILY O'COLLEGIAN

106 Paul Miller Building
Oklahoma State University
Stillwater, OK 74078
(405) 744-8367 • (405) 744-7936 fax
sports editor <sports.ed@ocolly.com>
www.ocolly.com

DALLAS MORNING NEWS

508 Young St. • Dallas, TX 75202
(214) 977-8766 • (800) 651-0580 fax
Dwayne Bray, Gary Jacobson, sports editors
www.dallasnews.com

ENID NEWS & EAGLE

227 W. Broadway • P.O. Box 1192
Enid, OK 73702
(580) 233-6600 • (580) 548-8147 fax
Dave Ruthenberg, sports editor <daver@enidnews.com>
www.enidnews.com

FORTH WORTH STAR-TELEGRAM

400 W. Seventh • Fort Worth, TX 76102
(817) 390-7760 • (817) 390-7789 fax
Joe Garza, sports editor
www.star-telegram.com

GO POKES MAGAZINE

(918) 906-4377
Terry Tush, editor <terry@scout.com>
www.gopokes.com

KANSAS CITY STAR

1729 Grand Blvd. • Kansas City, MO 64108
(816) 234-4355 • (816) 234-4360 fax
Holly Lawton, sports editor
www.kcstar.com

LAWTON CONSTITUTION

102 SW Third • P.O. Box 2069
Lawton, OK 73501
(580) 585-5124 • (580) 585-5140 fax
Joey Goodman, sports editor

MCALESTER NEWS-CAPITAL & DEMOCRAT

500 S. Second St. • P.O. Box 987
McAlester, OK 74502
(918) 423-1700 • (918) 426-3081 fax
Porky Falcon, sports editor <pfalcon@mcalesternews.com>

MUSKOGEE PHOENIX & TIMES DEMOCRAT

214 Wall St. • P.O. Box 1968
Muskogee, OK 74402
(918) 684-2910 • (918) 684-2878 fax
Mike Keys, sports editor <sports@muskogee phoenix.com>

PONCA CITY NEWS

300 N. Third
Ponca City, OK 74601
(580) 765-3311 • (580) 765-7800 fax
Fred Hilton, sports editor

SHAWNEE NEWS-STAR

215 N. Bell St.
Shawnee, OK 74801
(405) 273-4200 • (405) 273-4207 fax
Fred Fehr, sports editor <fred.fehr@news-star.com>

STILLWATER NEWSPRESS

211 West Ninth • Stillwater, OK 74076
(405) 372-5000 • (405) 372-3112 fax
Chris Day, sports editor
www.stwnewspress.com

TULSA WORLD

P.O. Box 1770 • Tulsa, OK 74102-1770
(918) 581-8355 • (918) 581-8352 fax
Mike Strain, sports editor <mstrain@tulsaworld.com>
www.tulsaworld.com

COX SPORTS — OKLAHOMA CITY

6301 Waterford Blvd., Suite 200
Oklahoma City, OK 73118

COX SPORTS — TULSA

11811 E. 51st St. South • Tulsa, OK 74146
Mike Wolfe <mike.wolfe@coxmedia.com>



MEDIA OUTLETS

KFOR-TV (NBC) — OKLAHOMA CITY

444 E. Britton Rd. • Oklahoma City, OK 73113
 (405) 478-6366 • (405) 478-6337 fax
 Bob Barry, Jr., sports director <bob.barryjr@kfor.com>
 www.kfor.com

KJRH-TV (NBC) — TULSA

3701 S. Peoria • Tulsa, OK 74105
 (918) 748-1537 • (918) 748-1566 fax
 Al Jerkens, sports director <jerkens@kjr.com>
 www.kjr.com

KOCO-TV (ABC) — OKLAHOMA CITY

1300 E. Britton Rd. • Oklahoma City, OK 73131
 (405) 478-6681 • (405) 475-7306 fax
 Bob Irzyk, sports director <birzyk@hearst.com>
 www.koco.com

KOKH-TV (FOX) — OKLAHOMA CITY

P.O. Box 14925 • Oklahoma City, OK 73111
 (405) 843-2525 • (405) 475-9120 fax
 Myron Patton, sports director <mpatton@okcfox.com>
 www.okcfox.com

KOKI-TV (FOX) — TULSA

2625 S. Memorial • Tulsa, OK 74129
 (918) 491-0023 • (918) 388-0156 fax
 Nathan Thompson, sports director <nthompson@fox23.com>
 www.fox23.com

KOTV-TV (CBS) — TULSA

302 S. Frankfort • Tulsa, OK 74120
 (918) 732-6146 • (918) 732-6185 fax
 John Holcomb, sports director <john.holcomb@okblitz.com>
 www.okblitz.com

KSBI-TV (INDEPENDENT) — OKC

1350 SE 82nd Street • Oklahoma City, OK 73149
 (405) 631-7335 • (405) 631-7367 fax
 Brian Birchell, sports director <bbirchell@ksbitv.com>
 www.ksbitv.com

KSWO-TV (ABC) — LAWTON

Highway 7 East • Lawton, OK 73501
 (580) 355-7000 • (580) 355-0059 fax
 Dan Seed, sports director <dseed@ksw.com>
 www.ksw.com

KTUL-TV (ABC) — TULSA

P.O. Box 8 • Lookout Mountain • Tulsa, OK 74101
 (918) 445-9363 • (918) 445-9359 fax
 Chris Lincoln, sports director <clincoln@ktul.com>
 www.ktul.com

KWTV-TV (CBS) — OKLAHOMA CITY

7401 N. Kelley Ave. • Oklahoma City, OK 73111
 (405) 841-9954 • (405) 841-9989 fax
 Dean Blevins, sports director <dean.blevins@okblitz.com>
 www.okblitz.com

FOX SPORTS RADIO

KEBC 1340 AM
 50 Penn Place • Suite 1000
 Oklahoma City, OK 73018
 (405) 840-5271 • (405) 858-5335 fax
 Randy Renner <randyrenner@clearchannel.com>
 www.sportsradio1340.com

STILLWATER RADIO

KSPI 93.7 FM • 780 AM
 408 Thomas Rd. • P.O. Box 1269
 Stillwater, OK 74076
 (405) 372-7800 • (405) 372-6969 fax
 Rex Holt, sports director <stillwatterradio@coxinet.net>
 www.stillwatterradio.net

THE BUZZ — KQLL 1430 AM

5801 E. 41st St., Ste. 900 • Tulsa, OK 74135
 (918) 664-2810 • (918) 665-0555 fax
 Chris Plank, sports director <cplank@1430thebuzz.com>
 www.1430thebuzz.com

THE SPORTS ANIMAL

WWLS 98.1 FM • 640 AM
 4045 NW 64th, Ste. 600 • Oklahoma City, OK 73116
 (405) 848-0100 • (405) 848-1497 fax
 www.thesportsanimal.com

TRIPLE PLAY SPORTS RADIO

105.1 FM • 1020 AM • 1580 AM
 114 W. Seventh • Stillwater, OK 74074
 (405) 377-5325 • (405) 533-1051 or 1020
 Robert Allen, host <oklahomakickoff@hotmail.com>
 www.tripleplaysportsradio.com



SUCCESS AT OSU AND BEYOND



After an 0-16 Big 12 mark in 2006, OSU advanced to the NCAA Sweet 16 just two years later



Chantoya Hawkins is one of several Cowgirls to continue her career professionally overseas



Ally Clardy and Megan Byford took part in the WEPAC Hoops for Hope charity game



Rashidat Sadiq has represented her country, competing as a member of the Nigerian National Team



The Cowgirls have traveled to several desirable destinations, including the Bahamas



SUCCESS AT OSU AND BEYOND



The Cowgirls are an active participant in OSU's Coaches vs. Cancer campaign



Tegan Cunningham and Ally Clardy on graduation day



Andrea Riley became the first Cowgirl ever taken in the WNBA Draft, going with the No. 8 pick to the Los Angeles Sparks in 2010



GALLAGHER-IBA ARENA



A standing-room only crowd of 13,611 witnessed OSU's contest Oklahoma on Jan. 12, 2008.

In 2011-12, for the 73rd season overall and the 37th in women's basketball, the home of Oklahoma State University will be storied in Gallagher-Iba Arena. Despite undergoing a dramatic renovation that doubled its size, the venerable arena still provides an up-close view from any seat in the house, helping to give the Cowgirls a tremendous home-court advantage.

The historic building underwent a massive \$55 million construction project that was completed in 2000 and is part of the new OSU Athletics Center. Its 13,611-seat capacity allows more O-State fans to enjoy OSU athletics events, and the auxiliary facilities are second to none in the region.

Originally named Gallagher Hall after OSU's fabled wrestling coach Ed Gallagher, the Board of Regents honored legendary Cowboy basketball coach Henry Iba when the arena was remodeled in 1987, and his name was added to the arena's title.

Gallagher served as OSU's wrestling coach from 1916-40. In his 23 years, OSU won 11 national team titles and compiled a 138-5-4 dual record. Gallagher was also an outstanding athlete while attending Oklahoma State. He was captain of the track team for three years, and his 99-yard run against Kansas State in 1908 will always stand as the longest football run in school history.

Iba, who passed away in January 1993, was a coaching giant in the sport of basketball. He coached in 1,105 collegiate games, and his 767 career wins rank eighth all-time. Iba served as coach and athletic director at OSU from 1935 to '70, and in those 36 seasons, posted a 655-316 record while guiding the Cowboys to 13 league championships, eight NCAA appearances and the 1945 and 1946 NCAA Championships.

Along with the expansion of the historic arena, the new Athletics Center has many features. A total of 14 luxury suites stretch across the west side of the facility,

overlooking both the basketball court and the football field. Banners signifying the success of Oklahoma State Athletics are hung from the rafters. The pride of OSU athletic triumphs are also illustrated in photographic and trophy displays in the new Heritage Hall.

Even after two major construction projects, today's players still compete on the gym's original white maple floor, which was the country's most expensive when it was installed in 1938 at a cost of \$1.5 million. National powers Oklahoma State and Kansas opened the facility on Dec. 9 in a game that matched coaching legends Henry Iba and Phog Allen. OSU won that game, 21-15.

Since beginning play in the building during the 1975-76 season, the Cowgirls have posted three undefeated seasons at home. Reaching the mark with an 8-0 mark in 1975-76, finishing 13-0 during the 1990-91 season and tallying a 12-0 record during the 1993-94 season. Overall, OSU has won 67 percent of its games in the arena.

In addition, the Cowgirls' road to their first NCAA Sweet 16 appearance was paved with a pair of NCAA victories in the venue, including a thrilling triple-overtime win over Michigan State in the second round of the 1991 tournament. OSU set a school record with 14 wins during the 2007-08 season en route to its second Sweet 16 season.

On Jan. 12, 2008, a standing-room only crowd of 13,611 witnessed OSU's 82-63 victory over in-state rival Oklahoma. The sellout crowd marked the largest crowd ever for a women's game in the state of Oklahoma. Andrea Riley poured in 45 points in the win over the Sooners, establishing a new Cowgirl record for points scored in a game in the historic building.


The 2009-10 season saw OSU match its single-season mark for home wins with 14 before eclipsing the record with 15 home victories a year ago.



FACILITIES



In addition to competing inside one of the nation's most historic venues, the Cowgirls now reside in one of the finest locker room facilities in all of college basketball. The Cowgirls moved into their new living space for the 2010-11 campaign. OSU's new home houses both necessities and amenities. The facility includes a team film room and meeting area; a lounge area as well as a kitchen and sitting area. Additionally, the Cowgirls now have a spacious new locker room equipped with a state-of-the-art shower facility and two whirlpool tubs.



SEASON OUTLOOK



The 2011-12 edition of Cowgirl basketball will see a team looking to return to the NCAA Tournament for the fourth time under seventh-year head coach Kurt Budke. OSU is coming off a 17-15 season that saw the Cowgirls reach the second round of the WNIT.

While last year did not produce a second consecutive NCAA berth, it did result in the program's fifth-straight postseason appearance. With those two additional postseason games came invaluable experience for a young squad. The Cowgirl roster features a unique makeup with no seniors and a combined 10 freshmen and sophomores.

What OSU lacks in upperclassmen, it makes up for in size with eight players listed at 6-0 or taller. With height up and down the lineup, the Cowgirls are also not short on experience despite their youth. Budke's squad returns eight players, all of which started at least one game a year ago, and 80 percent of its scoring from a year ago.

Five talented freshmen will also enter the mix this season to give the squad its deepest team under Budke. The increase in talent will allow for more flexibility and allow the coaching staff to utilize numerous floor combinations.

Cowgirl Backcourt

Tiffany Bias took on the unenviable task a year ago of stepping into the point guard slot, which had been manned the previous four years by the Big 12's all-time leading scorer in All-American Andrea Riley.

The sophomore proved more than effective after putting together one of the most productive seasons ever by a Cowgirl freshman. Bias finished the year with 135 assists, the second-highest total by an OSU freshman. A capable scorer as well, Bias is equally valuable at the other end of the floor with her relentless defense producing a team-high 63 steals.

Like Bias, Carissa Crutchfield arrived a year ago and immediately saw significant playing time at the point guard spot. The Ft. Gibson, Okla., native was one of just four players to play in all 32 of games and finished second on the squad with 71 assists. Crutchfield gives the Cowgirls the rare luxury of an additional point guard who can step in and provide quality minutes.

The majority of minutes at the shooting guard position could be consumed by a pair of sharp-shooting freshmen. Taylor Schippers and Jordan Schultz will be counted upon to step in and fill the spot of departed two-year starter Lakyn Garrison. The duo will be looked upon to provide a viable scoring threat from the perimeter and help stretch opposing defenses.

Both players put up points in bunches at the high school level with Schultz finishing with a school-record 1,580 points in three years at Claremore (Okla.) High School. Schippers poured in more than 2,900 points during her run at Concordia Lutheran in Houston.

Sophomore Jenni Bryan provides the squad with a rugged presence at the wing spot. Count the Coweta, Okla., native among the group that saw extensive playing time in her first collegiate season, playing in 30 games and making eight starts.



SEASON OUTLOOK

Cowgirl Frontcourt

All three upperclassmen on the roster will patrol the Cowgirl frontcourt with preseason All-Big 12 selection Toni Young leading the way. The Del City, Okla., native began to deliver on her abundant potential as a sophomore. Young led the squad in scoring at 15.5 points per game and finished the year as the Big 12's leading rebounder at 9.1 boards per game. An explosive athlete, who can easily dunk a basketball, Young can put up dominant numbers as evidenced by her 14 double-doubles a year ago and a school single-game record 22-rebound effort.

Junior Heather Howard saw her workload increase significantly in her second year on campus. The Shawnee Mission, Kan., native saw her floor time increase from her freshman to sophomore campaigns and year three should be no different. Howard saw action in 31 games last year and has proven capable of providing solid minutes.

One of the most experienced players on the roster is junior Lindsey Keller. The Goddard, Kan., native has played in all but one game and has made 30 starts at the halfway point of her career. A solid scorer and rebounder, Keller is capable of putting up double figures in either category on any given night.

Highly-touted freshman Brittney Hardy of Frisco, Texas will make a push for significant minutes in the Cowgirl frontcourt. Ranked among the nation's top recruits, Hardy put up impressive numbers over her final two prep seasons, averaging a double-double during both her junior and senior seasons.

Freshman Liz Donohoe is a versatile player that comes to Stillwater after a highly decorated prep career at Edmond North (Okla.) High School. A prolific scoring threat that is also effective on the glass, she amassed more than 2,000 points and 1,100 rebounds over the past four years.

Vicky McIntyre quickly established herself as one of the squad's top performers during her freshman campaign. The Omaha, Neb., finished her rookie campaign as one of two players on the squad to average double figures scoring-wise. Due in large part to her strong work ethic, McIntyre raised eyebrows across the league during her rookie campaign has positioned herself to become one of the top post players in the Big 12.

Oklahoma City native LaShawn Jones is an intriguing prospect in the post for the Cowgirls. The leading rebounder in Oklahoma high school basketball's largest class a year ago, the 6-3 Jones has the physical tools necessary to develop into another interior presence for the Cowgirls.

Sophomore Kendra Suttles has shown the potential to step in and be one of the squad's most effective scorers. The Lawton, Okla., native gives the Cowgirls an inside-outside scoring threat with her ability to score in the paint as well as step out on the perimeter and shoot from beyond the 3-point arc.

Schedule

Cowgirl fans will have ample opportunity to see their squad play early and often with OSU's first five games and eight of its first nine contests being played in Stillwater. The year's first road trip will come in early December with a trek to Indiana for the Big 12-Big 10 Challenge.

A pair of games at the University of Nevada Tournament will conclude the non-conference slate before the Cowgirls start play in a modified Big 12 schedule. With the 16-game conference schedule a thing of the past enter the 18-game slate. Under the new for format, the 10 league members will now meet twice throughout the course of the year.





BURNS HARGIS

University President

Burns Hargis was named the 18th President of Oklahoma State University and the OSU System in December 2007 and took office March 10, 2008.

Hargis oversees one of the nation's most comprehensive land-grant university systems with more than 35,000 students, 7,400 employees, and campuses located in Stillwater, Tulsa, Oklahoma City and Okmulgee.

He has guided OSU to record fundraising and is leading the \$1 billion Branding Success campaign focused on student scholarships, faculty and other vital resources and programs. He also is overseeing a construction boom that is transforming the OSU campus to be more competitive in academics and athletics. Hargis has a bold vision of creating a modern land-grant university that cuts across disciplines to better prepare students for success.

Hargis, who holds degrees in accounting from Oklahoma State University and in law from the University of Oklahoma, is the second OSU graduate to lead the university as president. Oliver S. Willham, who served as president from 1952 to 1966, graduated from then Oklahoma A&M in 1923.

Before being named OSU President, Hargis had a long and distinguished legal and business career, with active civic and philanthropic leadership across many fronts. He also is familiar to many Oklahomans through the political perspective and wit he provided on the award-winning television program "Flashpoint".

Prior to coming to OSU, he was Vice Chairman of Bank of Oklahoma, N.A. Before joining Bank of Oklahoma in 1997, Hargis practiced law in Oklahoma City for 28 years, most recently with the firm of McAfee & Taft. He is a former president of the Oklahoma County Bar Association, former president of the Oklahoma Bar Foundation, and is a Fellow of the American Bar Foundation.

Hargis served as vice-chairman of the Oklahoma State Election Board, the Oklahoma Constitutional Revision Commission, and served as Chairman of the Oklahoma Commission for Human Services. He is a former member of the Commission of the North Central Association of Colleges and Schools. Hargis was a candidate for the Republican nomination for Governor of Oklahoma in 1990.

A firm believer in the power of imagination and collaboration, Hargis was the first chair of the Oklahoma Creativity Project. He has served and chaired many boards, including the Board of Regents for the Oklahoma Agricultural and Mechanical Colleges of Oklahoma State University.

Hargis received the state's highest honor when he was inducted into the Oklahoma Hall of Fame in 2009. Hargis and his wife, Ann, have two married children and three grandchildren.





MIKE HOLDER

Athletic Director

Mike Holder hit the ground running when he was named Vice President for Athletic Programs and Director of Intercollegiate Athletics at Oklahoma State University on Sept. 16, 2005.

In his 32 years of leading his alma mater's golf program, Holder's name became synonymous with success not only on the golf course, but in fundraising, facility development and the academic performance of his student-athletes. In fact, a case could be made that Holder took Oklahoma State's already strong golf program and transformed it into America's best.

Those same leadership skills have served him well in his time guiding OSU's athletic department. His plan and vision for the betterment of Cowboy and Cowgirl athletics have already taken shape, most notably with the completion of Boone Pickens Stadium. The stadium, now a horseshoe with more than 60,000 seats, features more than 100 suites.

Under Holder's direction, the Oklahoma State University Department of Athletics has continued to move forward while maintaining its traditional strengths. A total of 12 OSU sports programs have reached the national top 10 over the last two years. At the same time, the Cowboy football team has appeared in five straight bowl games for the first time in school history. OSU has won four more national team championships under Holder's watch, raising the school's championship count to 50 – the fourth best total in the country and tops in the Big 12 Conference.

Holder's tenure has also featured landmark fundraising by the athletic department, including the \$165 million gift from T. Boone Pickens that pushed OSU's facility drive into high gear. The legendary OSU alum also helped complete the west end zone project with another \$63 million gift in 2008. At Holder's urging, OSU Athletics has placed a new emphasis on scholarship endowments. That endowment drive has seen

Oklahoma State climb from dead last in the Big 12 to second with gifts and commitments of approximately \$35 million. Just four years ago, OSU's endowment stood at \$2.1 million.

Perhaps Holder's adept fundraising stems from his "fund-giving". He and his wife, Robbie, illustrated their commitment to Oklahoma State when they donated \$500,000 for the first fully endowed scholarship for Cowboy football. The scholarship is named for former OSU player, the late Vernon Grant. The Holders' lifetime giving to OSU surpasses \$2.5 million, including \$1 million for an entrepreneurship super chair at OSU in the Spears School of Business.

During his tenure as the men's golf coach, Holder's successes included not only his team's results on the course, but his players' performances in the classroom and beyond. His vision and fundraising abilities resulted in the creation of Karsten Creek, a magnificent golf course in Stillwater, selected as the Best New Public Course in 1994 by Golf Digest magazine. That publication listed Karsten Creek as the nation's 12th "greatest public course" in 2011.

In 2000, Holder's Cowboy golf team claimed the national championship, marking the eighth time his squad carried home the NCAA trophy. And while high national finishes are the norm at Oklahoma State, the accomplishments of his teams never stopped at the 18th hole.

Holder took over his OSU coaching post on July 1, 1973, and during his tenure, his teams set student-athlete standards that were unequalled. While he coached more than 110 All-America selections, including 38 first-team choices.

Holder, a graduate of Ardmore High School, earned his degree in marketing from Oklahoma State in 1970 and completed work on his MBA at OSU in 1973.



OKLAHOMA STATE UNIVERSITY

Oklahoma's only university with a statewide presence, Oklahoma State University is a five-campus, public educational system that improves the lives of people in Oklahoma, the nation, and the world by adhering to its land-grant mission of high-quality teaching, research and outreach.

OSU research, scholarship, and creative activities promote human and economic development through the expansion of knowledge and its application.

Established as a result of the Morrill Act, the Stillwater campus is the home of the OSU System. OSU was founded on Dec. 25, 1890, as Oklahoma Agricultural and Mechanical College. On July 1, 1957, Oklahoma A&M College became Oklahoma State University.

The OSU System has an enrollment of more than 35,000 students across its five campuses with one of the largest freshman classes in school history expected for the fall of 2011. Named Oklahoma's inaugural Truman Honor Institution for its production of Truman Scholars, OSU today boasts students from all 50 states and nearly 120 nations. There are more than 200,000 OSU alumni throughout the world.

When it comes to outreach, OSU reaches across the state of Oklahoma. It has five campuses: Stillwater, which includes the Center for Veterinary Health Sciences; OSU-Tulsa; OSU-Oklahoma City; OSU Institute of Technology in Okmulgee; and the OSU Center for Health Sciences in Tulsa, which includes the OSU Medical Center. OSU also boasts 16 agricultural experiment stations statewide, extension offices in 76 counties, a new sensor testing facility in Ponca City, and a biosciences institute in Ardmore in partnership with the Noble Foundation.


With more than 350 undergraduate and graduate degrees and options, as well as professional degree programs in medicine and veterinary medicine, OSU and its nine different colleges provide unmatched diversity of academic offerings.

OSU conducts innovative research and technology transfer that enhance Oklahoma's economic vitality and its quality of life. The focus has expanded greatly since 1890, but the third cornerstone of the university's land-grant mission remains as crucial for the future of Oklahoma as it was at statehood.

Interdisciplinary collaborations with academic institutions, government agencies, private business, and industry ensure that contributions of faculty and student researchers to the development of new knowledge and its dissemination are pertinent and lasting.

Areas of emphasis include: alternative energies and conservation; animal-based agriculture and biotechnology; environmental protection; food production and safety; health and medicine; manufacturing and advanced materials; national defense and homeland security; sensors and sensor technologies; and transportation and infrastructure.

Although OSU is a large, comprehensive university, its size does not minimize the personal attention given to each student. OSU encourages all students when they first enroll



average number of students majoring in any one department is less than 150, the student can count on personal attention in a friendly environment.

OSU offers students many distinct advantages. It has more than 2 million volumes in the library; modern research laboratories and equipment; excellent physical education, recreation and student union facilities; nationally-recognized residence hall programs; outstanding cultural events; and 36 nationally-affiliated fraternities and sororities that provide a stimulating educational and social environment.



OKLAHOMA STATE UNIVERSITY



The story of Oklahoma State University began on Christmas Eve, 1890, at the McKennon Opera House in Oklahoma's territorial capital of Guthrie when Territorial Governor George W. Steele signed legislation establishing an Oklahoma Agricultural and Mechanical College (OAMC) in Payne County.

OAMC's first students assembled for class on Dec. 14, 1891, even though there were no buildings, no books, and no curriculum. The college's first students attended classes in the Stillwater Congregational Church. The original campus consisted of 200 acres of prairie that were donated by four local homesteaders. The college's first six graduates received their diplomas in 1896.

Visitors to the OSU campus often marvel at its beauty and consistency of architecture. Much of the credit goes to legendary president, Henry G. Bennett, who served from 1928-1951. Dr. Bennett's 25-year campus master plan envisioned some of the university's most famous and beautiful structures, including the Edmon Low Library and the OSU Student Union.

A new campus master plan is guiding unprecedented construction that is making OSU more competitive in academics and athletics. Starting in the fall of 2008, OSU has opened the new Multimodal Transportation Terminal, the new North Classroom Building, the west end zone of Boone Pickens Stadium, refurbished Old Central, the Donald W. Reynolds Architecture Building and an upgraded Murray Hall. It has opened the new Henry Bellmon Research Center and is nearing completion on a major renovation of the Student Union. Hall of Fame Avenue on the north and University Avenue on the south have both been significantly upgraded, and the university has started an update to its campus landscape plan.

OSU grew quite rapidly following World War II. The post-war years were marked by a huge enrollment surge. Some graduates from that era may remember "Veteran's Village," a thriving community that developed on the northwest edge of campus as veterans and their families moved into surplus military housing provided by the college. The mid-1940s also were a golden era for athletics at Oklahoma A&M. In a 90-day period in early 1945, A&M teams won the Cotton Bowl, the NCAA championship in wrestling, and the NCAA championship in basketball. The next year, the wrestling and basketball teams repeated as national champions, and the football team won the Sugar Bowl. Coaches and players from that era are now sports legends. Coach Henry Iba set a national standard in basketball and Edward Gallagher took his wrestling teams to international prominence.

By the 1950s, the college had grown substantially. In 1957, Oklahoma A&M became The Oklahoma State University for Agriculture and Applied Science.

During the next three decades, OSU would build academic programs to match its new status. Enrollment more than doubled from 10,385 in 1957 to more than 23,000 in the 1980s. OSU became a statewide university system, adding branches in Okmulgee in 1946 and Oklahoma City in 1961. OSU merged with the Oklahoma College of Osteopathic Medicine in 1988, and OSU-Tulsa was born in 1999.

Today, OSU has more than 35,000 students across five campuses and a presence in every Oklahoma county through its extension offices and experiment stations. From six graduates in 1896, to nearly 5,000 annually today, the small college on the prairie has grown and prospered far beyond the dreams of its founders. OSU teaching, research and graduates are making a bigger impact on the lives of people around the world than ever before. It's a great time to be a Cowboy!

OSU SPIRIT



OSU PROUD

Alumni of Oklahoma State University are as loyal to their alma mater as any group in America. Just look around the Stillwater campus. OSU's director of athletics, head football coach and head wrestling coach are all graduates of Oklahoma State.

Many factors contribute to the "college experience" – not the least of which is gaining a feeling of belonging and a sense of loyalty to the school, its faculty and staff, the community that embraces the university, and the athletic teams that compete to garner conference and national honors.

Wearing school colors and displaying emblems of the university are life-long symbols of allegiance. For Oklahoma State, Orange Peel and Homecoming are yearly celebrations that bring much activity and excitement.

THE COWBOY TRAIL

Dating back to the 1890s, Oklahoma A&M sports teams had been referred to as Agriculturists or Aggies, the Farmers, and officially but unpopularly, the Tigers. But by 1924 Charles Saulsberry, sports editor of the Oklahoma City Times, and other writers who regularly covered college events, had begun to refer to Stillwater's teams as the A&M Cowboys. Reporters' constant search of colorful synonyms started sprinkling Cowpokes, Pokes, Waddies, Cowpunchers and Punchers in conversation. "Cowboys" had a Southwestern flavor and flair that fit like a favorite pair of boots.

The Athletic Council authorized athletics director Edward C. Gallagher to have 2,000 balloons printed, "Oklahoma Aggies—Ride 'Em Cowboy" for sale at football games in 1926.



PISTOL PETE

(excerpt from text written by Lance Millis)

Around 1923, when Oklahoma A & M College was searching for a new mascot to replace its tiger (copied along with the school's orange and black colors, from university founders who hailed from Princeton), a group of students saw Frank Eaton leading the Armistice Day Parade. He was approached to see if he would be interested in being the model for the new mascot, and he agreed. A likeness was drawn and began to be used on sweatshirts, stickers, etc., and a tradition was born.

That caricature was the basis for what is used today as the official Oklahoma State University mascot. For 35 years, the crusty old cowboy was a living symbol of OSU, representing the colorful past of the area. As such, he would attend OSU athletic events, building dedications, etc., and sign autographs, pose for photographs and reminisce about the Old West with anyone who would listen.

To this day, his likeness is a visible reminder of the Old West to literally millions of people yearly as a symbol of colleges whose mascots pay homage to the cowboy. Each year, OSU students tryout for Pistol Pete. A panel of former "Petes" judge the tryouts and select the two best candidates based on an interview, a mime, and posing as mascot in different "game situations." The two who are selected split the approximately 500 appearances annually. These appearances include all athletic events, pep rallies, business openings, weddings, birthday parties, and public school events.

FRANK EATON - BEFORE PISTOL PETE

"My boy, may an old man's curse rest upon you, if you do not try to avenge your father...You must never stop until they are all accounted for!" These words, according to one of Eaton's many stories, were spoken by a family friend following the brutal murder of his father, and guided the formative years of Frank's life.

Born in 1860, in Hartford, Connecticut, Frank moved with his family to Kansas shortly after the close of the Civil War. When Frank was eight-years-old, his father, a former Union soldier, was shot and killed by a group of lawless former Confederates. Frank was a witness to the murder and each of the murderers' faces was imprinted in his memory.

After being challenged to avenge his father's death by Mose Beaman, (the family friend), Frank set out to learn how to handle guns. Mose gave him a gun and holster, and taught him how to handle and shoot guns. Frank quickly learned to "shoot a snake's head off with either hand". During the next few years, Frank's days were spent helping his mother with chores and practicing shooting. With each passing year, he became faster and more accurate with his guns.

When Frank was 15, he learned of the location of one of his father's killers. After deciding it was almost time to set out on his mission, Frank wanted to make sure

his shooting skills were good enough. He decided to visit Fort Gibson, a cavalry fort, to try to learn more about handling a gun. There he competed with the cavalry's best marksmen, beating them each time. After many competitions, the fort's commanding officer, Colonel Copinger gave Frank a marksmanship badge and a new name. From that day forward, Frank would be known as Pistol Pete!

BULLET

The Oklahoma State University Cowboys have many symbols of their western heritage, but none is more appropriate than their mascot, Bullet. The Spirit Rider program debuted in 1984 with the first few Spirit Riders providing their own horse to serve as mascot for the OSU Cowboys.

However, in 1988, Stars Parr Money was donated to the OSU Athletic Department to be used specifically as the mascot. Since that time, Bullet has delighted crowds with his traditional sprint across the football field following every Cowboy touchdown. The heart of the Cowboy Spirit Rider Program, Bullet is not only seen at Boone Pickens Stadium and other OSU football games, he's made appearances at local elementary schools, parades, rodeos and other special events, including the opening ceremonies of the Oklahoma State Special Olympics.

The tradition of the Spirit Rider can be attributed to the late Eddy Finley, who wanted to promote school spirit the "cowboy way," on horseback. Since that time, additional support has come for the Spirit Rider and Bullet, much of it due to Finley's hard work. A horse trailer, custom-tooled saddle and uniform dress for the Spirit Rider and ground crew have been donated to OSU. In honor of the Spirit Rider and its tradition, Jim Hamilton sculpted the Spirit Rider bronze statue that sits next to the National Wrestling Hall of Fame in Stillwater.



Frank Eaton

CAMPUS OF CHAMPIONS

Fans and alumni of Oklahoma State University have long been blessed with one of the nation's most well-rounded athletic departments. From bowl games in the fall and Finals Fours in March, to the College World Series in June, the cheering, and winning, never stops in Stillwater.

50

Oklahoma State has won 50 NCAA championships to rank fourth in the country and tops in the Big 12.

JANUARY, MARCH AND JUNE

Oklahoma State is one of only three Big 12 schools to have made appearances in January bowl games, the men's basketball Final Four, the men's College World Series and the Women's College World Series since the inception of the league.


TAKEDOWN

Oklahoma State wrestling is the winningest program in the history of college athletics with 34 NCAA team championships.

2009 & 2010 NCAA Men's Cross Country Champions



2011 Big 12 Men's Golf Champions



2010 Alamo Bowl Champions

2010 U.S. Amateur Champion Peter Uihlein

2011 NCAA Wrestling Champ Jordan Oliver



2010 Big 12 Soccer Champions

IT TAKES TWO

Stillwater was the home of college basketball's first dynasty. Under Mr. Henry Iba, Oklahoma State (then known as Oklahoma A&M) became the first school to win consecutive NCAA championships in men's hoops. OSU still ranks among the nation's top 10 programs with six appearances in the Final Four and in the top 20 in all-time tournament wins.

LANDING IN OMAHA

Oklahoma State has appeared in College World Series 19 times to rank sixth among all NCAA schools. OSU has made 37 appearances in the NCAA baseball tournament to rank fourth all-time.

STAR POWER

OSU's individual honors have included the college baseball player of the century in Pete Incaviglia, a college baseball player of the decade in Robin Ventura, one of the top 20 college basketball players of all-time in Bob Kurland (as selected by ESPN), a Heisman Trophy winner (Barry Sanders) and runner-up (Terry Miller) and numerous NCAA individual champions and Olympic gold medalists.

FORE

The Cowboy golf team has won 54 conference championships and is the only school in the country to appear in every NCAA Tournament. Oklahoma State has claimed 10 national championships in the sport.

WINNING WOMEN

The Cowgirl golf program has won seven of the 15 Big 12 championships that have been contested and is a perennial national title contender.

THE 10 SPOT

Since 2007, 11 different OSU teams have reached the top 10 of their sport.

FAST PITCH

Oklahoma State has appeared in the Women's College World Series seven times – tying for the most World Series appearances by a Big 12 school and ranking seventh nationally.

NET GAIN

The Cowgirl tennis program is a player on the national scene and at one point reeled off 11 consecutive conference championships.

CONSISTENCY

The Cowboy tennis team has been a postseason regular under James Wadley with nine appearances in the Sweet 16 of the NCAA Tournament.

ON TOP

The 50th NCAA championship in school history came in 2010 when the Cowboy cross country team won its third NCAA title and second straight.

EXPANSION

Two of the newest sports on OSU's campus are women's soccer and equestrian. Equestrian has already claimed a national title and is a year removed from a Big 12 title. The soccer team has reached the top 10 in each of the past five seasons and has won a regular season and Big 12 tournament title over the last three years. The Cowgirls came within a game of the women's soccer final four in 2010.

TRACKING SUCCESS

OSU's track and field history includes more than 80 All-Americans.



BIG 12 WOMEN'S BASKETBALL

Did You Know...

- Since inception in 1996-97, the Big 12 is the only conference with national championships by two different teams (Baylor/2005 and Texas A&M/2011).
- The Big 12 is the only league with four members that have won national championships (Texas/1986, Texas Tech/1993, Baylor/2005 and Texas A&M/2011).
- Since 2002, the Big 12 is one of two leagues (Big East) with four different institutions making appearances in the Women's Final Four.
- The Big 12 has seven national semifinal appearances since 2002 and has placed at least one team in the semifinals three consecutive seasons.
- The Big 12 had at least 10 teams in postseason play for the second time with the 10 appearances tying for the most among all leagues in 2011.
- Since 2000, the Big 12 has made 76 NCAA Tournament appearances, which is second nationally.
- The Big 12 has finished the past four seasons ('08-'11) as No. 1 in conference RPI.
- In 2010-11, the Big 12 led all leagues in non-conference win percentage (.790) and home non-conference win percentage (.946).
- Every Big 12 team completed the non-conference portion of its schedule with a winning record for the fourth consecutive season in 2010-11.
- In 2010-11, the Big 12 posted a 32-27 (.542) record vs. the other five BCS conferences, which was the best win percentage among the BCS leagues against each other.
- The Big 12 was the only league in which every team finished in the top 101 of the final 2010-11 NCAA RPI.
- The Big 12 has had a unanimous first team All-America selection 12 years, including 11 consecutive.
- In 2010, the Big 12 had two teams (Baylor and Oklahoma) compete in the Women's Final Four in the same season for the first time in Conference history.
- Historically, a league has advanced two or more teams to the Women's Final Four on 17 occasions, however the Big 12 is the only conference in which none of the advancing teams were either a regular season or postseason champion.
- Texas A&M (2011), Baylor (2005) and Texas Tech (1993) are the only No. 2 seeds to win a national championship in their first appearance in the Women's Final Four.
- In 2008, a Big 12 record eight teams competed in the NCAA Championship. Seven squads have played in the NCAA Tournament five years, including 2010 and 2011.
- In 2008, the Big 12 was the first league in the history of the NCAA Division I Women's Basketball Championship to post an 8-0 record in first round games.
- The Big 12 Conference has made 113 postseason appearances (91 NCAA, 32 WNIT) in its 15 years of existence.
- Big 12 men's and women's basketball combined earned 19 postseason bids in 2011. In 15 years, 236 Big 12 men's and women's teams have advanced to postseason play, 179 in NCAA Tournaments and 56 in the NIT/WNIT.
- Big 12 Conference schools have been chosen to host NCAA first and second rounds 15 times in the last eight years of predetermined sites.
- The Big 12 was picked to host NCAA Regionals four consecutive years from 2008-11.
- Every Big 12 Conference team has participated in the NCAA Tournament.
- The Big 12 has had a team ranked in every Associated Press (279) and USA Today/ESPN (292) Top 25 poll the past 15 seasons.
- The Big 12 had two schools (Baylor and Texas A&M) ranked No. 1 during the 2011 season. Baylor had the top spot in both polls for seven consecutive weeks from from Jan 3-Feb. 14. Texas A&M finished first in the April 6 final USA Today coaches poll.
- The Big 12 has been rated No. 1 in the coaches poll 11 weeks in Conference history. In addition to the eight weeks in 2011, Baylor was rated first in the final poll of 2005 following its national title. Texas Tech held the top spot for two weeks in the Jan. 6 and 13, 2004 surveys.
- The Big 12 has had a team ranked No. 1 in the AP Poll a total of nine weeks. In addition to Baylor's seven weeks in 2011, Texas held the top spot for two weeks in 2004 (Feb. 9 and Feb. 16).
- In the Associated Press Poll, Big 12 schools have been ranked 1,241 times, including 414 appearances in the Top 10 in the past 15 years.
- The league has had a conference-high seven teams ranked in 21 AP and 26 USA Today/ESPN polls in Big 12 history. The Conference has had at least six teams ranked on 69 occasions.
- The Big 12 crossed the million-fan threshold for the fifth consecutive year and sixth time overall in 2011 while remaining the only league to draw one-million spectators.
- The Big 12 has captured the past 12 NCAA attendance crowns and has averaged over 5,000 fans seven times in its 15 years. The league holds NCAA records for cumulative attendance (1,091,289/2010) and average attendance (5,331/2002).
- Student-athletes from Big 12 Conference schools have been named to the coaches All-America first team 35 times.
- Student-athletes from the Big 12 have also won three Naismith trophies, five Wade trophies, two WBCA Player of the Year awards.



BIG 12 COMPOSITE SCHEDULE

Friday, November 11

New Mexico at Texas Tech, 6:00 p.m.
1-Howard at Baylor, 6:30 p.m.
Houston Baptist at Iowa State, 7:00 p.m.
Stanford at Texas [LHN], 7:00 p.m.
Missouri at UT-San Antonio

Saturday, November 12

Dartmouth at Kansas State [K-StateHD.TV]
Missouri at TAMU-Corpus Christi
Lamar at Texas A&M

Sunday, November 13

1-Baylor vs. TBD, 2:00 p.m.
Rice at Oklahoma State, 2:00 p.m.
Western Michigan at Kansas [Jayhawk TV], 2:00 p.m.
Sacramento State at Oklahoma

Monday, November 14

SE Louisiana at Texas [LHN], 8:00 p.m.

Tuesday, November 15

Louisville at Texas A&M [ESPN], 3:00 p.m.
Iowa State at Drake [Mediacom], 5:00 p.m.

Wednesday, November 16

Creighton at Kansas [Jayhawk TV], 8:00 p.m.
Missouri at Saint Louis, 7:00 p.m.
BYU at Kansas State [K-StateHD.TV], 7:00 p.m.
Texas Tech at Houston, 7:00 p.m.

Thursday, November 17

Texas A&M at UALR, 7:00 p.m.
1-Baylor vs. TBD, 7:00 p.m. (tent.)

Friday, November 18

Missouri State at Kansas State, 7:00 p.m.

Saturday, November 19

Grambling State at Oklahoma State, 2:00 p.m.
Oklahoma at New Mexico, 3:00 p.m.

Sunday, November 20

1-Baylor vs. TBD, 1:00 p.m. (tent.)
2-Kansas at Wake Forest, 1:00 p.m.
2-Mississippi State at Texas A&M, 1:30 p.m.
North Florida at Missouri, 2:00 p.m.
UTA at Oklahoma State, 2:00 p.m.
Alcorn State at Texas [LHN], 2:00 p.m.
Northern Arizona at Iowa State, 5:30 p.m.

Tuesday, November 22

Yale at Baylor, 6:30 p.m.

Thursday, November 24

3-Kansas State vs. Hofstra, 3:00 p.m.

Friday, November 25

4-Iowa State vs. Penn State, 6:00 p.m.
5-Lamar at Kansas [Jayhawk TV], 7:00 p.m.
6-Texas vs. Virginia, 7:00 p.m.
7-UMKC at Texas Tech, 8:00 p.m.
3-Kansas State vs. Purdue, 9:00 p.m.
8-Oklahoma vs. Liberty
9-Texas A&M vs. Temple

Saturday, November 26

7-Central Arkansas at Texas Tech, 1:00 p.m.
Coppin State at Oklahoma State, 2:00 p.m.
5-IUPUI at Kansas [Jayhawk TV], 4:00 p.m.
Wright State at Missouri, 4:00 p.m.
6-Texas vs. California, 4:00 p.m.

4-Iowa State vs. Butler/Nevada, 7:00 p.m.
8-Oklahoma vs. Vanderbilt/Lipscomb
9-Texas A&M vs. Iowa/St John's

Sunday, November 27

Baylor at Tennessee [ESPN], 1:00 p.m.
5-FAU at Kansas [Jayhawk TV], 1:30 p.m.
7-UL-Monroe at Texas Tech, 2:00 p.m.
6-Texas vs. Hawaii, 9:00 p.m.

Tuesday, November 29

Alcorn State at Oklahoma State, 7:00 p.m.

Wednesday, November 30

Texas Southern at Baylor, 7:00 p.m.
Texas State at Texas Tech, 7:00 p.m.

Thursday, December 1

SMU at Kansas [Jayhawk TV], 7:00 p.m.

Saturday, December 3

10-Northwestern at Missouri, 4:00 p.m.
10-Iowa at Kansas State [FSKC], 7:00 p.m.
10-Penn State at Texas Tech, 7:00 p.m.

Sunday, December 4

10-Oklahoma State at Indiana, 11:00 a.m.
10-Texas A&M at Purdue [BTN], 11:00 a.m.
10-Iowa State at Michigan, 1:00 p.m.
10-Baylor at Minnesota [BTN], 2:00 p.m.
Kansas at Alabama, 2:00 p.m.
Texas at Tennessee, 2:00 p.m.
10-Ohio State at Oklahoma [SSN]

Tuesday, December 6

Texas A&M at Connecticut [ESPN2], 6:00 p.m.

Wednesday, December 7

Iowa at Iowa State [Mediacom], 7:00 p.m.
Wichita State at Kansas State [K-StateHD.TV], 7:00 p.m.
Eastern Illinois at Missouri, 7:00 p.m.
UTA at Texas Tech, 7:00 p.m.

Thursday, December 8

Milwaukee at Baylor, 7:00 p.m.
10-Wisconsin at Kansas, 7:00 p.m.
Missouri State at Oklahoma State, 7:00 p.m.
Oklahoma at Fresno State, 9:00 p.m.

Saturday, December 10

North Dakota at Missouri, 12:30 p.m.
10-Michigan State at Texas [LHN], 2:00 p.m.
Kansas State at South Dakota State, 5:00 p.m.

Sunday, December 11

11-Baylor vs. St. John's [ESPN], 10:00 a.m.
Mississippi Valley State at Iowa State, 2:00 p.m.
Texas A&M at TCU, 2:00 p.m.
Milwaukee at Oklahoma [SSN]

Wednesday, December 14

Ark.-Pine Bluff at Texas [LHN], 11:00 a.m.

Saturday, December 17

10-Texas Tech at Illinois, 1:00 p.m.
UMKC at Kansas [Jayhawk TV], 7:00 p.m.
North Texas at Texas [LHN], 7:00 p.m.
12-Kansas State vs. North Dakota State, 9:30 p.m.



BIG 12 COMPOSITE SCHEDULE

Sunday, December 18

UTPA at Oklahoma State, 2:00 p.m.
 USC at Texas A&M [FSN], 2:00 p.m.
 13-Oklahoma vs. Ohio, 4:30 p.m.
 Connecticut at Baylor [ESPN], 7:30 p.m.
 12-Kansas State vs. Northwestern, 9:30 p.m.

Monday, December 19

13-Oklahoma vs. Syracuse, 4:30 p.m.
 Evansville at Missouri, 7:00 p.m.
 12-Kansas State vs. UNLV, 9:30 p.m.

Tuesday, December 20

13-Oklahoma vs. Xavier, 4:30 p.m.
 UNI at Iowa State [Mediacom], 7:00 p.m.
 Grambling at Texas [LHN], 7:00 p.m.

Wednesday, December 21

McNeese State at Baylor, 7:00 p.m.
 ORU at Kansas [Jayhawk TV], 7:00 p.m.
 Western Kentucky at Texas Tech, 7:00 p.m.

Thursday, December 22

Memphis at Missouri, 7:00 p.m.
 Ark.-Pine Bluff at Oklahoma State, 7:00 p.m.

Wednesday, December 28

Sam Houston State at Kansas [Jayhawk TV], 7:00 p.m.
 TCU at Oklahoma, 7:00 p.m. [SSN]
 Delaware State at Texas [LHN], 7:00 p.m.

Thursday, December 29

Kansas State at Marist, 6:00 p.m.
 14-Oklahoma State vs. Mississippi State, 6:00 p.m.
 15-New Hampshire at Iowa State, 7:30 p.m.
 16-Texas Tech vs. CSU Bakersfield, 9:00 p.m.

Friday, December 30

15-NJ Tech/Buffalo at Iowa State, 5/7:30 p.m.
 Mississippi Valley State at Baylor, 7:00 p.m.
 Sam Houston State at Missouri, 7:00 p.m.
 McNeese State at Texas A&M, 7:00 p.m.
 16-Texas Tech vs. San Diego, 9:00 p.m.
 14-Oklahoma State vs. TBD

Wednesday, January 4

Iowa State at Oklahoma [SSN]*, 7:00 p.m.
 Kansas at Texas* [LHN], 7:00 p.m.
 Missouri at Baylor*, 7:00 p.m.
 Texas A&M at Kansas State* [K-StateHD.TV], 7:00 p.m.
 Oklahoma State at Texas Tech*, 7:00 p.m.

Saturday, January 7

Kansas State at Kansas*, 7:00 p.m.
 Baylor at Iowa State* [Mediacom], 7:00 p.m.
 Texas at Oklahoma State*
 Texas Tech at Missouri*

Sunday, January 8

Oklahoma at Texas A&M* [FSN], 2:00 p.m.

Wednesday, January 11

Texas at Texas A&M*, 6:00 p.m.
 Iowa State at Kansas* [Jayhawk TV], 7:00 p.m.
 Missouri at Kansas State* [FSKC], 7:00 p.m.
 Oklahoma State at Baylor*, 7:00 p.m.
 Texas Tech at Oklahoma [SSN]*, 7:00 p.m.

Saturday, January 14

Oklahoma at Oklahoma State* [FSN], 11:00 a.m.
 Kansas State at Texas Tech*, 2:00 p.m.
 Texas A&M at Iowa State*, 7:00 p.m.

Sunday, January 15

Kansas at Missouri* [FSN], 11:30 a.m.
 Baylor at Texas* [FSN], 1:30 p.m.

Tuesday, January 17

Oklahoma at Kansas State* [FSKC], 7:00 p.m.

Wednesday, January 18

Iowa State at Texas* [LHN], 7:00 p.m.
 Missouri at Texas A&M*, 7:00 p.m.
 Baylor at Texas Tech*, 7:00 p.m.
 Kansas at Oklahoma State* [CSN], 7:00 p.m.

Saturday, January 21

Texas at Oklahoma* [FSN], 11:00 a.m.
 Kansas State at Baylor*, 7:00 p.m.
 Texas A&M at Kansas* [Jayhawk TV], 7:00 p.m.
 Oklahoma State at Missouri*

Sunday, January 22

Texas Tech at Iowa State* [FSN], 1:30 p.m.

Tuesday, January 24

Texas A&M at Oklahoma State*, 7:00 p.m.

Wednesday, January 25

Iowa State at Kansas State* [Kansas Now 22], 7:00 p.m.
 Kansas at Texas* [LHN], 7:00 p.m.
 Texas Tech at Kansas* [Jayhawk TV], 7:00 p.m.

Thursday, January 26

Baylor at Oklahoma* [FSN], 7:00 p.m.

Saturday, January 28

Kansas State at Oklahoma State* [FSN], 11:30 a.m.
 Texas at Texas Tech*, 2:00 p.m.
 Kansas at Baylor*, 7:00 p.m.
 Oklahoma at Missouri*

Sunday, January 29

Iowa State at Texas A&M* [FSN], 1:00 p.m.

Tuesday, January 31

Oklahoma at Kansas* [Jayhawk TV], 7:00 p.m.

Wednesday, February 1

Kansas State at Texas* [LHN], 7:00 p.m.
 Baylor at Missouri*, 7:00 p.m.
 Oklahoma State at Iowa State*, 7:00 p.m.
 Texas A&M at Texas Tech*, 7:00 p.m.

Saturday, February 4

Texas at Iowa State*, 1:00 p.m.
 Oklahoma State at Oklahoma* [SSN], 2:00 p.m.
 Kansas at Texas A&M*, 7:00 p.m.
 Baylor at Kansas State* [K-StateHD.TV], 7:00 p.m.

Sunday, February 5

Kansas at Kansas State* [FSN], 12:00 p.m.
 Missouri at Texas Tech* [FSN], 1:00 p.m.

Monday, February 6

Oklahoma at Baylor* [ESPN2], 8:00 p.m.

Wednesday, February 8

Kansas State at Texas A&M*, 7:00 p.m.
 Texas at Kansas* [Jayhawk TV], 7:00 p.m.
 Texas Tech at Oklahoma State* [CSN], 7:00 p.m.
 Iowa State at Missouri*



BIG 12 COMPOSITE SCHEDULE

Saturday, February 11
 Missouri at Oklahoma* [SSN], 2:00 p.m.
 Texas A&M at Baylor* [FSN], 5:00 p.m.
 Oklahoma State at Texas* [LHN], 7:00 p.m.

Sunday, February 12
 Kansas at Kansas State* [FSN], 12:00 p.m.
 Iowa State at Texas Tech* [ESPN2], 1:30 p.m.

Monday, February 13
 Connecticut at Oklahoma* [ESPN2], 8:00 p.m.

Tuesday, February 14
 Texas A&M at Missouri*

Wednesday, February 15
 Kansas at Iowa State*, 7:00 p.m.
 Kansas State at Oklahoma* [SSN], 7:00 p.m.
 Baylor at Oklahoma State*, 7:00 p.m.
 Texas Tech at Texas* [LHN], 7:00 p.m.

Saturday, February 18
 Missouri at Kansas*, 1:00 p.m.
 Oklahoma at Iowa State* [Mediacom], 5:30 p.m.
 Texas at Kansas State* [FSN], 6:00 p.m.
 Oklahoma State at Texas A&M*, 7:00 p.m.
 Texas Tech at Baylor*, 7:00 p.m.

Tuesday, February 21
 Texas at Baylor* [FSSW], 6:30 p.m.
 Missouri at Iowa State*, 7:00 p.m.
 Texas A&M at Oklahoma* [SSN], 7:00 p.m.
 Kansas at Texas Tech*, 7:00 p.m.

Wednesday, February 22
 Oklahoma State at Kansas State* [FSKC], 7:00 p.m.

Friday, February 24
 Baylor at Kansas* [FSN], 6:30 p.m.

Saturday, February 25
 Kansas State at Missouri*, 12:00 p.m.
 Oklahoma at Texas* [FSN], 5:00 p.m.
 Texas Tech at Texas A&M* [FSN], 7:00 p.m.
 Iowa State at Oklahoma State* [CSN], 7:00 p.m.

Monday, February 27
 Baylor at Texas A&M* [ESPN2], 6:00 p.m.

Tuesday, February 28
 Texas at Missouri*, 7:00 p.m.

Wednesday, February 29
 Oklahoma at Texas Tech*, 7:00 p.m.
 Oklahoma State at Kansas*, 7:00 p.m.
 Kansas State at Iowa State*, 7:00 p.m.

Saturday, March 3
 Iowa State at Baylor* [FSN], 11:00 a.m.
 Texas Tech at Kansas State* [Kansas Now 22], 6:00 p.m.
 Missouri at Oklahoma State*

Sunday, March 4
 Texas A&M at Texas* [FSN], 12:00 p.m.
 Kansas at Oklahoma* [SSN]

March 7-10
 Phillips 66 Big 12 Championship, Kansas City, Mo.

March 17 & 19
 NCAA First & Second Rounds: Ames, Iowa (Iowa State host); Bridgeport, Conn.; Chicago, Ill.; College Park, Md.; College Station, Texas (Texas A&M host); Norfolk, Va.; Spokane, Wash.; West Lafayette, Ind.;


March 18 & 20
 NCAA First & Second Rounds: Baton Rouge, La.; Bowling Green, Ohio; Chapel Hill, N.C.; Little Rock, Ark.; Nashville, Tenn.; Norman, Okla. (Oklahoma host); Notre Dame, Ind.; Tallahassee, Fla.

March 24 & 26
 Des Moines Regional; Fresno Regional

March 25 & 27
 Kingston Regional; Raleigh Regional

April 1 & 3
 Women's Final Four, Denver, Colo.

Key: * Big 12 Conference game; [] TV Game; 1- Preseason WNIT, Waco, Texas; 2- Super Six Series; 3- Cancun Challenge, Cancun, Mexico; 4- Reno Thanksgiving Tournament, Reno, Nev.; 5- BTI Tipoff Classic, Lawrence, Kan.; 6- Waikiki Beach Marriott Rainbow Wahine Showdown, Honolulu, Hawaii; 9- BTI Tournament, Lubbock, Texas; 8- Vanderbilt Tournament, Nashville, Tenn.; 9- Junkanoo Jam, Bahamas; 10- Big 12/Big Ten Challenge; 11- Maggie Dixon Classic, New York, N.Y.; 12- BTI Invitational, Las Vegas, Nev.; 13 - Duel in the Desert, Las Vegas, Nev.; 14- Reno Tournament, Reno, Nev.; 15- Cyclone Challenge, Ames, Iowa; 16- Surf 'N Slam, San Diego, Calif.



Municipal Auditorium





OSU MEDIA RELATIONS

OVERNIGHT ADDRESS

220 Athletics Center, Stillwater, OK 74078
 405-744-7714 | 405-744-7754 fax

www.okstate.com



KEVIN KLINTWORTH
Associate Athletic Director
 Director of Media Relations (FB)
 405-744-6832
kevin.klintworth@okstate.edu



CLAY BILLMAN
Graphic Design
 405-744-5832
clay.billman@okstate.edu



GAVIN LANG
Associate Media Relations Director (Football)
 405-744-3875
gavin.lang@okstate.edu



GREG BARTLETT
Okstate.com
 405-744-8669
greg.bartlett@okstate.edu



MIKE NOTEWARE
Associate Media Relations Director (Men's BB/Softball)
 405-744-7756
mike.noteware@okstate.edu



JORDAN SMITH
Okstate.com
 405-744-2999
jordan.smith@okstate.edu



WADE MCWHORTER
Media Relations Coordinator
 (Baseball/Soccer)
 405-744-7853
wade.mcwhorter@okstate.edu



SEAN MAGUIRE
Graduate Assistant
 (Wrestling/Equestrian/Tennis/Track)
 405-744-6963
Sean.maguire@okstate.edu



RYAN CAMERON
Media Relations Coordinator
 (Women's BB/Golf)
 405-744-4854
ryan.cameron@okstate.edu



ROXANNE CANTRELL
Unit Assistant
 405-744-7714
roxanne.cantrell@okstate.edu

STILLWATER HOTELS

(Area Code 405)

Atherton Hotel
 OSU Campus
 744-6835

Stillwater Plaza
 600 E. McElroy
 372-7010

Best Western Cimarron Suites and Hotel
 315 North Husband St.
 372-2878

Fairfield Inn
 418 E. Hall of Fame Ave.
 372-6300

Hampton Suites
 1717 E. Hall of Fame Ave.
 743-1306

Holiday Inn and Suites
 715 South Country Club Road
 372-2445

LaQuinta Inn
 405-564-0599 (reservations only)

Microtel Inn and Suites
 423 E. Hall of Fame Ave.
 405-372-7100





BIG 12 DIRECTORY

BIG 12 CONFERENCE



Joni Lehmann
 joni@Big12sports.com
 400 East John Carpenter Freeway
 Irving, Texas 75062
 469-524-1000

MISSOURI



Keith Soder
 SoderK@missouri.edu
 260 Hearnes Center
 PO Box 677
 Columbia, Missouri 65205
 573-882-3241



BAYLOR

Julie Bennett
 Julie_Bennett@baylor.edu
 1500 South Univeristy Parks Dr.
 Waco, Texas 76706
 254-710-2743



OKLAHOMA

Jared Thompson
 jaredthompson@ou.edu
 McClendon Center
 180 W. Brooks, Room 2525
 Norman, Oklahoma 73019
 405-325-8231



IOWA STATE

Matt Shoultz
 mshoultz@iastate.edu
 Jacobson Athletic Building
 1800 South Fourth Street
 Ames, Iowa 50011
 515-294-3372



TEXAS

Ashley Cushman
 Ashley.Cushman@athletics.utexas.edu
 2100 San Jacinto
 Bellmont Hall, Room 326
 Austin, Texas 78712
 512-471-6036



KANSAS

Christine Dieckmann
 cdieck@ku.edu
 1651 Naismith Drive
 Lawrence, Kansas 66045
 785-864-3417



TEXAS A&M

Deanna Werner
 dwerner@athletics.tamu.edu
 PO Box 30017
 College Station, Texas 77842
 979-845-5725



KANSAS STATE

Randy Peterson
 rpeterson@kstatesports.com
 1800 College Avenue
 Suite 37
 Bramlage Coliseum
 Manhattan, Kansas 66502
 785-532-6735



TEXAS TECH

Tammi Hoffman
 tammi.hoffman@ttu.edu
 Athletic Media Relations
 Box 43021
 Lubbock, Texas 79409
 806-742-2770



2011-12 ROSTER

No.	Name	Pos	Ht.	CL	Hometown (Last School)
1	Taylor Schippers	G	5-8	Fr.	Houston, Texas (Concordia Lutheran)
3	Tiffany Bias	G	5-6	So.	Andover, Kan. (Central)
4	Liz Donohoe	F	6-0	Fr.	Edmond, Okla. (Edmond North)
11	Jenni Bryan	G/F	5-9	So.	Coweta, Okla. (Coweta)
12	Jordan Schultz	G	5-10	Fr.	Claremore, Okla. (Claremore)
13	Heather Howard	F	6-3	Jr.	Shawnee Mission, Kan. (Shawnee Mission West)
15	Toni Young	F	6-2	Jr.	Del City, Okla. (Del City)
24	Carissa Crutchfield	G	5-6	So.	Fort Gibson, Okla. (Fort Gibson)
25	Lindsey Keller	F/C	6-2	Jr.	Goddard, Kan. (Goddard)
31	Kendra Suttles	C	6-1	So.	Lawton, Okla. (Lawton)
32	Brittney Hardy	F	6-2	Fr.	Frisco, Texas (Frisco)
34	Vicky McIntyre	C	6-6	So.	Omaha, Neb. (Marian)
55	LaShawn Jones	C	6-3	Fr.	Oklahoma City, Okla. (Putnam City)

COACHING STAFF

Head Coach: Kurt Budke (Washburn, '84)
111-83 (seventh season at OSU)
464-130 (19th season overall)

Associate Head Coach: Jim Littell (Southwestern College, '77)

Assistant Coaches: Miranda Serna (Texas A&M-Commerce, '98)
Richie Henderson (Oklahoma State, '06)





TIFFANY BIAS

5-6 · Sophomore · Guard

Andover, Kansas

Central HS

2010-2011 (FRESHMAN)

- Played in 32 games on the year and made 31 starts
- Finished the season with 135 assists for the second-best total by an OSU freshman
- Her assist total also ranked 11th on the school's single-season chart
- Finished eighth among league leaders with her 4.2 assists per game
- Was also sixth in the league with her 2.0 steals per contest
- Ranked 11th in the league with her 76.2 free throw percentage
- Was named to the all-tournament team at the UNM Thanksgiving Classic
- Played a season-high 47 minutes in the Cowgirls' win over New Mexico
- Scored 12 points and had nine assists and seven rebounds in OSU's win over the Lobos
- Had her first career double-double with 11 points and 10 assists against Texas-Pan American
- Logged her first 20-point outing as a Cowgirl with 20 points at Texas A&M
- Scored a season-high 21 points in OSU's win over Texas
- Scored 17 points in OSU's second round WNIT contest at Wyoming

BEFORE OSU

- Was named the Gatorade Kansas Girls Basketball Player of the Year
- Finished her career with 1,780 points, 452 steals and 592 assists while helping Central to a 91-8 record
- Her assist total ranks in the top 10 and her steals tally ranks in the top 15 all time in the state of Kansas
- Was a first-team Kansas Basketball Coaches Association all-state selection as a sophomore, junior and senior
- Was also named an all-state pick by the Wichita Eagle and the Topeka Capital-Journal
- Was a four-time All-Ark Valley Chisholm Trail League selection
- Helped the Jaguars to a 25-0 mark and the Class 5A state title as a senior after averaging 20.9 points, 6.2 assists and 4.7 steals per game
- Set the state tournament scoring record in 2010 with 89 points
- Was a three-year captain for Central High as well
- As a junior, helped Central to a 17-5 mark and a third-place finish at the state tournament after averaging 21.1 points, 6.0 assists, 4.2 steals and 4.9 rebounds per game
- Guided CHS to a 26-0 mark as a sophomore and the Class 4A state title
- Also ran track and played volleyball for three years
- Was a two-time state champion in the 200 meters and a three-time champion in the 400 meters

PERSONAL

- Born May 22, 1992 in Wichita, Kansas
- Is the daughter of Francis and Judy Bias
- Has one sister, Cierra, and two brothers, Dominique and Trey
- Contemplating a major in fashion merchandising and business management
- Enjoys shopping and hanging out with friends
- Also considered Kansas State, Kansas, Colorado, Missouri, UCLA, UTEP, LSU and Arizona





BIAS GAME-BY-GAME

FRESHMAN (2010-2011)

Opponent	Date	GS	Min	[---TOTAL---			[---3-PTS---			FT	FTA	Pct	[--REBOUNDS--]			PF	FO	A	TO	Blk	Stl	Pis	Avg	
				FG	FGA	Pct	3FGA	Pct	Off				Def	Tot	Avg									
TEXAS SOUTH	11-13-10	*	28	1	7	143	0	6	000	2	2	1.000	0	3	3	3.0	1	0	3	5	0	4	4	4.0
GRAMBLING ST	11-18-10	*	21	5	9	556	3	6	500	4	4	1.000	1	3	4	3.5	2	0	4	3	0	3	17	10.5
CENTENARY	11-20-10	*	23	5	7	714	1	2	500	2	2	1.000	0	0	0	2.3	1	0	3	1	0	3	13	11.3
UT ARLINGTON	11-22-10	*	30	4	15	267	0	6	000	2	2	1.000	2	1	3	2.5	1	0	9	5	0	4	10	11.0
vs Rhode Island	11-26-10	*	16	2	4	500	2	4	500	1	1	1.000	0	2	2	2.4	2	0	4	0	0	1	7	10.2
at New Mexico	11-27-10	*	47	3	19	158	1	8	125	5	7	714	2	5	7	3.2	1	0	9	6	0	2	12	10.5
UALR	12-02-10	*	36	3	14	214	1	6	167	0	0	000	1	1	2	3.0	3	0	4	4	0	2	7	10.0
WISCONSIN	12-05-10	*	35	2	12	167	1	6	167	9	10	900	0	0	0	2.6	3	0	2	3	0	5	14	10.5
DUKE	12-12-10	*	32	2	10	200	2	7	286	3	5	600	0	1	1	2.4	4	0	1	6	0	2	9	10.3
ORAL ROBERTS	12-22-10	*	30	4	8	500	1	3	333	3	4	750	0	3	3	2.5	1	0	7	7	0	1	12	10.5
ARK-PINE BLUFF	12-27-10	*	25	3	9	333	0	1	000	4	8	500	0	0	0	2.3	1	0	5	2	0	3	10	10.5
UTPA	01-02-11	*	27	4	8	500	1	3	333	2	2	1.000	0	4	4	2.4	0	0	10	3	0	3	11	10.5
VERMONT	01-04-11	*	29	1	4	250	0	2	000	2	2	1.000	0	0	0	2.2	2	0	3	2	0	2	4	10.0
at Kansas State	01-09-11	*	34	3	10	300	1	5	200	2	2	1.000	1	1	2	2.2	2	0	2	3	0	0	9	9.9
TEXAS A&M	01-12-11	*	21	2	8	250	0	2	000	0	0	000	0	2	2	2.2	5	1	1	8	0	0	4	9.5
at Baylor	01-15-11	*	28	1	6	167	1	5	200	0	0	000	2	3	5	2.4	4	0	2	1	0	1	3	9.1
COLORADO	01-18-11	*	31	1	4	250	0	0	000	0	0	000	0	4	4	2.5	2	0	5	5	0	1	2	8.7
at Texas	01-22-11	*	23	2	6	333	2	4	500	0	0	000	0	1	1	2.4	5	1	6	6	0	2	6	8.6
OKLAHOMA	01-29-11	*	35	3	11	273	1	5	200	3	4	750	0	3	3	2.4	4	0	7	2	1	1	10	8.6
at Iowa State	02-02-11	*	31	3	10	300	1	5	200	6	6	1.000	0	2	2	2.4	5	1	2	1	0	2	13	8.9
BAYLOR	02-06-11	*	26	2	11	182	1	6	167	2	2	1.000	1	1	2	2.4	1	0	1	3	0	1	7	8.8
TEXAS TECH	02-09-11	*	36	4	10	400	0	1	000	2	2	1.000	1	1	2	2.4	0	0	3	2	0	3	10	8.8
NEBRASKA	02-12-11	*	33	4	10	400	0	4	000	0	2	000	0	5	5	2.5	1	0	8	2	0	2	8	8.8
at Missouri	02-16-11	*	37	3	6	500	0	0	000	1	5	6	2.6	5	1	3	7	0	2	6	0	2	6	8.7
at Texas A&M	02-19-11	*	40	6	18	333	2	7	286	6	6	1.000	0	3	3	2.6	2	0	5	3	0	2	20	9.1
KANSAS	02-23-11	*	36	5	12	417	0	2	000	2	2	1.000	1	4	5	2.7	5	1	2	3	0	0	12	9.2
at Texas Tech	02-26-11	*	39	4	7	571	1	3	333	2	4	500	1	1	2	2.7	2	0	6	6	0	4	11	9.3
at Oklahoma	03-02-11	*	36	3	7	429	0	3	000	2	4	500	0	4	4	2.8	4	0	3	5	0	1	8	9.3
TEXAS	03-05-11	*	34	6	12	500	3	5	600	6	8	750	0	0	0	2.7	4	0	3	4	0	3	21	9.7
vs Texas Tech	03-08-11	*	36	2	12	167	1	4	250	1	1	1.000	0	2	2	2.6	4	0	2	2	0	2	6	9.5
PEPPERDINE	03-16-11	*	36	2	6	333	0	3	000	3	7	429	1	3	4	2.7	2	0	4	5	0	2	7	9.5
at Wyoming	3/21/11	*	35	6	16	375	4	8	500	1	2	500	1	4	5	2.8	2	0	6	3	0	1	17	9.7

Totals 31 11006 101 308 .328 31 132 235 77 101 .762 16 72 88 2.8 81 5 135 118 3 63 310 9.7





JENNI BRYAN

5-9 · Sophomore · Guard/Forward

Coweta, Oklahoma

Coweta HS

2010-2011 (FRESHMAN)

- Played in 30 games during her first season
- Made her first career start against Wisconsin and made eight starts on the year
- Scored a season-high 11 points in OSU's win over New Mexico
- Dished out a season-high seven assists against Centenary
- Began a string of five Big 12 starts in a row against Colorado
- Pulled a season-best eight rebounds against Oklahoma in Stillwater
- Scored five points and grabbed five rebounds in the Cowgirls' first-round WNIT win over Pepperdine

PERSONAL

- Born July 11, 1991 in Tulsa, Oklahoma
- Is the daughter of Rick and Shelby Bryan
- Has one sister, Kristin, and one brother, Mike
- Father played college football at Oklahoma and nine seasons in the NFL with the Atlanta Falcons.
- Brother lettered four seasons at the University of Tulsa and her uncle, Steve, played football at Oklahoma and was a member of the Denver Broncos
- Contemplating a major in pre-veterinary studies
- Also recruited by Oral Roberts, Tulsa, Missouri, Louisville and Texas Tech

BEFORE OSU

- Averaged 17.3 points and 11.2 rebounds per game for Coweta as a senior
- Averaged 21.2 points and 11.2 rebounds per game for the Tigers during her junior season
- Led Coweta to a runner-up finish at the state tournament as a sophomore
- Averaged 15.3 points during her sophomore campaign
- Was named the Metro Lakes Conference MVP following her sophomore and junior seasons
- Named a McDonald's All-America nominee
- Also competed one season in track, finishing fourth at the state meet in the disc and shot put





BRYAN GAME-BY-GAME

FRESHMAN (2010-2011)

Opponent	Date	[---TOTAL---			[---3-PTS---			[---REBOUNDS---															
		GS	Min	FG FGA	Pct	3FGFGA	Pct	FT	FTA	Pct	Off	Def	Tot	Avg	PF	FO	A	TO	Blk	Stl	Pts	Avg	
TEXAS SOUTH	11-13-10	11	0	3	0.00	0	2	0.00	0	0	0.00	0	1	1	1.0	1	0	2	1	0	0	0	0.0
GRAMBLING ST.	11-18-10	14	1	2	5.00	1	11	0.00	1	2	5.00	0	3	3	2.0	3	0	1	2	0	0	4	2.0
CENTENARY	11-20-10	22	3	9	33.3	0	3	0.00	1	1	1.00	1	6	7	3.7	1	0	7	1	0	2	7	3.7
UT ARLINGTON	11-22-10	13	0	1	0.00	0	1	0.00	2	4	5.00	2	4	6	4.3	1	0	2	1	0	0	2	3.3
vs Rhode Island	11-26-10	16	4	6	66.7	1	11	0.00	0	0	0.00	2	1	3	4.0	2	0	3	2	0	2	9	4.4
at New Mexico	11-27-10	28	3	6	5.00	2	3	66.7	3	4	75.0	1	4	5	4.2	2	0	1	4	0	0	11	5.5
UALR	12-02-10	11	0	1	0.00	0	0	0.00	3	4	75.0	2	2	4	4.1	2	0	0	3	0	0	3	5.1
WISCONSIN	12-05-10	* 13	1	3	33.3	0	1	0.00	5	5	1.00	1	2	3	4.0	4	0	2	2	0	0	7	5.4
DUKE	12-12-10	* 23	0	5	0.00	0	3	0.00	2	2	1.00	0	2	2	3.8	3	0	1	4	0	1	2	5.0
ORAL ROBERTS	12-22-10	13	0	1	0.00	0	1	0.00	0	0	0.00	0	2	2	3.6	2	0	1	1	0	1	0	4.5
ARK-PINE BLUFF	12-27-10	16	0	1	0.00	0	1	0.00	1	2	5.00	1	4	5	3.7	3	0	2	2	0	1	1	4.2
UTPA	01-02-11	11	2	4	5.00	2	3	66.7	0	2	0.00	1	1	2	3.6	1	0	0	2	0	0	6	4.3
VERMONT	01-04-11	15	3	4	75.0	2	21	0.00	0	0	0.00	1	2	3	3.5	1	0	1	1	0	1	8	4.6
at Kansas State	01-09-11	5	1	3	33.3	1	2	5.00	0	0	0.00	0	0	0	3.3	1	0	0	0	0	1	3	4.5
TEXAS A&M	01-12-11	3	1	1	1.00	0	0	0.00	0	0	0.00	0	0	0	3.1	2	0	0	1	0	0	2	4.3
at Baylor	01-15-11	12	1	4	25.0	1	3	33.3	1	2	5.00	0	1	1	2.9	3	0	0	0	0	0	4	4.3
COLORADO	01-18-11	* 24	2	7	28.6	2	5	4.00	0	0	0.00	1	2	3	2.9	1	0	0	3	0	0	6	4.4
at Texas	01-22-11	* 23	1	5	20.0	1	3	33.3	0	0	0.00	2	3	5	3.1	1	0	1	3	0	1	3	4.3
OKLAHOMA	01-29-11	* 23	2	3	66.7	2	3	66.7	1	2	5.00	3	5	8	3.3	3	0	1	3	0	3	7	4.5
at Iowa State	02-02-11	* 13	1	2	5.00	1	2	5.00	0	0	0.00	0	2	2	3.3	2	0	2	2	0	0	3	4.4
BAYLOR	02-06-11	* 17	0	2	0.00	0	2	0.00	0	0	0.00	0	3	3	3.2	4	0	3	1	0	0	0	4.2
TEXAS TECH	02-09-11	5	0	1	0.00	0	0	0.00	0	0	0.00	0	0	0	3.1	1	0	0	0	0	0	0	4.0
NEBRASKA	02-12-11	12	2	2	1.00	1	11	0.00	0	0	0.00	0	0	0	3.0	4	0	1	1	0	0	5	4.0
at Texas A&M	02-19-11	3	0	0	0.00	0	0	0.00	0	0	0.00	1	0	1	2.9	2	0	0	2	0	0	0	3.9
KANSAS	02-23-11	4	0	2	0.00	0	2	0.00	0	0	0.00	1	1	2	2.8	1	0	1	0	0	0	0	3.7
at Texas Tech	02-26-11	* 11	0	4	0.00	0	3	0.00	0	0	0.00	0	3	3	2.8	1	0	0	2	0	1	0	3.6
at Oklahoma	03-02-11	1	0	0	0.00	0	0	0.00	0	0	0.00	0	0	0	2.7	2	0	0	1	0	0	0	3.4
vs Texas Tech	03-08-11	8	0	1	0.00	0	0	0.00	0	0	0.00	0	0	0	2.6	1	0	1	0	0	0	0	3.3
PEPPERDINE	03-16-11	18	2	2	1.00	1	11	0.00	0	2	0.00	3	2	5	2.7	1	0	2	2	0	1	5	3.4
at Wyoming	3/21/11	12	0	3	0.00	0	2	0.00	0	0	0.00	1	0	1	2.7	1	0	0	0	0	0	0	3.3

Totals 8 400 30 88 .341 18 51 353 20 32 625 24 56 80 2.7 57 0 33 47 0 15 98 3.3





CARISSA CRUTCHFIELD

5-6 · Sophomore · Guard

Ft. Gibson, Oklahoma

Ft. Gibson HS

2010-2011 (FRESHMAN)

- Played in all 32 of the squad's games as a freshman
- Dished out a season-best six assists against Rhode Island
- Earned her first career start against Texas Tech
- All four of her starts on the year came in Big 12 play
- Made starts against Texas Tech, at Texas A&M, against Kansas and at Texas Tech
- Logged her first career double-figure scoring game with 13 points against Texas-Pan American
- Pulled a career-high five rebounds against UTPA and Vermont
- Matched her rebound total against Nebraska
- Played a season-best 28 minutes against Texas A&M

PERSONAL

- Born February 14, 1992 in Muskogee, Oklahoma
- Is the daughter of Earnest and Cathy Crutchfield
- Has one sister, Courtnie
- Her father and sister both attended Oklahoma State
- Contemplating a major in physical therapy
- Also considered Arkansas, Nebraska and Kansas, Rice, Kansas State and Colorado among others

BEFORE OSU

- Averaged 15.6 points, 7.8 rebounds, five assists and two steals as a senior
- Was a second-team Super Five selection by The Oklahoman
- Also chosen as a first-team Class 4A All-state selection
- Was named a second-team all-state pick by the Tulsa World
- Led Fort Gibson to a 24-3 mark as a senior
- Also directed the Tigers to four-straight state tournament appearances
- Was named to the 2010 Oklahoma Girls Basketball Coaches Association All-State squad
- Also chosen as a member of the East Large School All-State Team
- Tabbed as a McDonald's All-America nominee
- Was named the MVP on the All-Phoenix Team chosen by the Muskogee Phoenix
- Averaged 12.5 points, 9.0 rebounds, 2.5 steals and 4.5 assists during her junior season
- Also played softball for five seasons and ran track for three years





CRUTCHFIELD GAME-BY-GAME

FRESHMAN (2010-2011)

Opponent	Date	--TOTAL--			--3-PTS--		--REBOUNDS--										PF	FO	A	TO	Blk	Stl	Pts	Avg	
		GS	Min	FG	FGA	Pct	3FGA	Pct	FT	FTA	Pct	Off	Def	Tot	Avg										
TEXAS SOUTH	11-13-10	13	1	2	500	0	0	0	0	0	0	2	2	2	0	0	3	2	0	1	2	2	0		
GRAMBLING ST	11-18-10	19	0	1	000	0	1	0	0	2	0	0	0	0	0	0	4	1	0	0	0	0	1	0	
CENTENARY	11-20-10	16	3	7	429	3	4	750	0	0	0	0	0	0	0	0	5	0	0	0	0	0	9	3	
UT ARLINGTON	11-22-10	14	2	7	286	1	3	333	4	4	1000	2	1	3	3	3	1	0	3	1	0	2	9	5	
vs Rhode Island	11-26-10	24	1	3	333	0	0	0	0	0	0	0	1	1	2	8	1	0	6	0	1	3	2	4	
at New Mexico	11-27-10	14	1	2	500	0	0	0	0	0	0	0	4	4	3	0	0	1	0	0	0	0	2	4	
UALR	12-02-10	19	1	5	200	0	0	0	0	2	4	500	3	1	4	3	1	0	1	1	0	2	4	4	
WISCONSIN	12-05-10	17	1	2	500	0	1	000	1	2	500	3	1	4	3	3	0	0	1	0	0	2	3	3	
DUKE	12-12-10	17	0	2	000	0	0	0	0	2	0	0	1	1	2	3	1	0	2	0	0	0	0	0	
ORAL ROBERTS	12-22-10	21	1	5	200	0	0	0	0	1	4	250	1	3	4	3	1	0	5	3	0	3	3	3	
ARK-PINE BLUFF	12-27-10	18	1	6	167	1	11	000	0	0	0	0	0	0	0	0	0	0	2	1	0	0	0	3	
UTPA	01-02-11	19	6	1	000	0	0	0	0	1	1	1000	0	5	5	3	2	0	3	0	0	1	13	4	
VERMONT	01-04-11	21	1	6	167	0	1	000	0	0	0	0	0	0	0	0	0	0	4	0	0	2	2	4	
at Kansas State	01-09-11	17	0	6	000	0	0	0	0	0	0	0	1	1	2	3	4	0	0	0	1	0	0	0	
TEXAS A&M	01-12-11	28	2	10	200	0	0	0	0	3	4	750	1	2	3	3	2	0	3	4	0	5	7	3	
at Baylor	01-15-11	18	1	4	250	0	0	0	0	2	0	0	0	4	4	3	1	0	2	2	0	3	2	3	
COLORADO	01-18-11	11	1	3	333	0	1	000	2	2	1000	0	1	1	3	3	1	0	0	2	0	2	4	3	
at Texas	01-22-11	20	1	4	250	0	0	0	0	0	0	0	0	0	0	0	0	0	2	5	0	1	2	3	
OKLAHOMA	01-29-11	5	1	1	1000	0	0	0	0	0	1	000	1	2	3	3	1	0	3	1	0	1	2	3	
at Iowa State	02-02-11	15	0	2	000	0	0	0	0	0	0	0	1	3	4	3	5	1	1	3	0	0	0	3	
BAYLOR	02-06-11	22	2	4	500	0	1	000	1	2	500	2	1	3	3	3	2	0	1	2	0	1	5	3	
TEXAS TECH	02-09-11	* 15	0	2	000	0	1	000	0	3	0	0	0	1	1	3	2	0	0	0	1	0	1	0	3
NEBRASKA	02-12-11	13	3	7	429	0	1	000	0	0	0	0	0	2	3	5	3	2	0	4	2	0	1	6	3
at Missouri	02-16-11	22	4	9	444	0	0	0	0	0	3	000	2	2	4	3	3	4	0	2	2	0	0	8	3
at Iowa A&M	02-19-11	* 19	1	4	250	0	0	0	0	3	4	750	0	0	0	3	2	4	0	3	6	0	0	5	3
KANSAS	02-23-11	* 18	2	2	1000	0	0	0	0	1	2	500	1	0	1	3	1	2	0	3	2	0	2	5	3
at Texas Tech	02-26-11	* 12	0	3	000	0	0	0	0	0	0	0	0	0	0	0	0	1	0	0	1	0	0	0	3
at Oklahoma	03-02-11	12	0	1	000	0	0	0	0	0	0	0	0	0	2	2	2	9	0	0	2	1	0	1	0
TEXAS	03-05-11	8	1	4	250	1	2	500	1	2	500	0	0	0	0	2	8	1	0	0	1	0	0	4	3
vs Texas Tech	03-08-11	16	1	2	500	0	0	0	0	1	0	0	0	2	2	2	8	2	0	2	2	0	1	2	3
PEPPERDINE	03-16-11	18	3	4	750	0	0	0	0	1	4	250	0	1	1	2	7	0	0	2	0	0	1	7	3
at Wyoming	3/21/11	9	0	1	000	0	0	0	0	0	0	0	0	1	1	2	7	1	0	1	0	0	0	0	3

Totals 4 530 42 127 .331 6 17 .353 21 49 .429 27 59 86 2.7 42 1 71 47 1 36 111 3.5





LIZ DONOHOE

6-0 · Freshman · Forward

Edmond, Oklahoma

Edmond North HS

BEFORE OSU

- Four-year starter at Edmond North
- Finished her career with 2,026 points and 1,131 rebounds
- Was named the Jim Thorpe High School Player of the Year
- Named a Super Five selection as a junior and senior by The Oklahoman
- Tabbed as a first-team all-state pick by the Tulsa World as well
- Was a McDonald's All-America nominee
- Named to the Class 6A State Tournament all-tournament team as a senior and junior
- Named an all-state pick following her final campaign by the Oklahoma Coaches Association
- Named a first-team All-Big City selection as a junior and senior by The Oklahoman
- Averaged 20.3 points per contest as a senior
- Named the Metro Conference MVP three times
- As a junior, led North to a 22-3 mark and the state semifinals
- Led the state in scoring at 20.1 points per game and averaged 10.3 rebounds as well
- Grabbed a school-record 18 rebounds on two occasions
- Averaged 18.2 points per game as a sophomore
- Was named an honorable mention all-state pick
- Also tabbed as a second-team Big All-City pick by The Oklahoman
- Averaged 16.2 points and 10.0 rebounds per game as a freshman
- Was named an honorable mention Big All-City selection

PERSONAL

- Born March 15, 1993 in Katy, Texas
- Is the daughter of Tom and Mary Jane Donohoe
- Has one brother, William, and a sister, Claire
- Is undecided on a major





BRITTNEY HARDY

6-2 · Freshman · Forward

Frisco, Texas

Frisco HS

BEFORE OSU

- Ranked in the ESPN HoopGurlz Top 100 as the 63rd-best prospect in the country
- Was also ranked as the 72nd-best prospect nationally by Blue Star Basketball
- Was a McDonald's All-America nominee
- Averaged 18.0 points and 12.4 rebounds as a senior at Frisco
- Also logged 3.0 assists, 3.2 steals and 2.1 blocks per game
- Was named an all-region and all-state pick by the Texas Association of Basketball Coaches
- Was also named to the TABC All-Star Girls' Team
- As a junior, averaged 15.3 points and 10.8 rebounds per game
- Also averaged 4.9 assists, 2.8 steals and 1.6 blocks while helping the Raccoons to a 30-6 record
- Played volleyball during her freshman season as well

PERSONAL

- Born Sept. 6, 1992
- Is the daughter of Francella Reece
- Has two brothers, Kevin and Darius, as well as a sister, Ke'Yanna
- Is undecided on a major
- Also recruited by Texas, Texas Tech, Arizona, Kansas, Kansas State and Oklahoma



HEATHER HOWARD

6-3 · Junior · Forward

Shawnee Mission, Kansas

Shawnee Mission West HS

2010-11 (SOPHOMORE)

- Played in 31 games on the year and made a pair of starts
- Earned starts at Missouri and against Texas Tech at the Big 12 Championship
- Had a 4-for-4 effort en route to nine points and three assists against Centenary
- Grabbed five rebounds against Wisconsin
- Scored seven points and pulled five boards against Arkansas-Pine Bluff
- Grabbed six rebounds against Kansas
- Scored six points and grabbed a season-best seven rebounds in OSU's win over Texas

2009-2010 (FRESHMAN)

- Saw action in 20 games during her freshman season
- Played nine minutes against UALR in the season opener, pulling three rebounds and recording a blocked shot
- Scored two points and had a rebound against Oral Roberts
- Played a season-high 16 minutes and grabbed three rebounds, scored two points and had an assist against Texas-Pan American
- Also played 14 minutes at Nebraska
- Saw postseason action against Kansas in the Big 12 Championship and against Chattanooga in the NCAA Tournament

BEFORE OSU

- Was named a second-team KBCA All-State selection as a senior
- Also named a second-team all-state pick by the Topeka Capital-Journal
- Was also chosen as a first-team All-Sunflower League and first-team All-Sun Country pick
- Picked as a first-team All-Star Johnson County selection
- Helped the Lady Vikings to a 20-5 record and a third-place finish at the state tournament as a senior
- Shawnee Mission West also captured the sub-state title as well as the Sunflower League crown during her final prep season
- Was named to the All-Metro Sports first team as a senior and was a second-team pick as a junior
- Guided SMW to the state tournament during her junior season
- Averaged 13 points, seven rebounds and two blocks per game
- Was named an honorable mention all-state selection by the Kansas Basketball Coaches Association
- Chosen as a first-team All-Star Johnson County member
- Was named a first-team all-league selection pick
- Also tabbed as a second-team All-Sun Country pick
- Was an honorable mention all-conference selection as a sophomore

PERSONAL

- Born April 3, 1991 in Independence, Missouri
- Is the daughter of Rob and Laura Howard
- Has one sister, Jen
- Enjoys reading and hanging out with friends and family and church activities
- Contemplating a major in sports management
- Also recruited by Iowa State, Kansas State, Drake, Creighton and Missouri State





HOWARD GAME-BY-GAME

FRESHMAN (2009-2010)

Opponent	Date	GS	Min	--TOTAL--			--3-PTS--			--REBOUNDS--				PF	FO	A	TO	Blk	Stl	Pts	Avg			
				FG	FGA	Pct	3FGA	Pct	FT	FTA	Pct	Off	Def									Tot	Avg	
UALR	11-13-09	9	0	2	.000	0	0	.000	1	2	.500	2	1	3	3.0	1	0	0	1	1	0	1	1.0	
GEORGIA TECH	11-15-09	7	0	0	.000	0	0	.000	0	0	.000	0	0	0	1.5	0	0	0	1	0	0	0	0.5	
at New Mexico	11-18-09	7	0	0	.000	0	0	.000	0	0	.000	0	0	0	1.0	0	0	0	0	0	0	0	0.3	
at Ohio State	11-22-09	4	0	1	.000	0	1	.000	0	0	.000	0	0	0	0.8	0	0	0	0	0	0	0	0.3	
vs Marist	11-27-09	2	0	1	.000	0	1	.000	0	0	.000	0	0	0	0.6	0	0	0	0	0	0	0	0.2	
vs Michigan State	11-28-09	8	0	0	.000	0	0	.000	0	0	.000	1	0	1	0.7	1	0	0	0	0	0	0	0.2	
COPPIN STATE	12-06-09	7	0	1	.000	0	1	.000	0	0	.000	1	0	1	0.7	1	0	0	0	0	0	0	0.1	
UC RIVERSIDE	12-17-09	3	0	0	.000	0	0	.000	0	0	.000	0	0	0	0.6	0	0	1	0	0	0	0	0.1	
MERCER	12-19-09	5	0	0	.000	0	0	.000	0	0	.000	0	0	0	0.6	0	0	0	0	1	0	0	0.1	
ORAL ROBERTS	12-22-09	5	1	1	1.000	0	0	.000	0	0	.000	1	0	1	0.6	0	0	0	1	0	0	2	0.3	
WESTERN ILL	12-29-09	8	0	0	.000	0	0	.000	0	0	.000	0	0	0	0.5	0	0	0	0	0	0	0	0.3	
UTPA	01-02-10	16	1	9	.111	0	8	.000	0	0	.000	0	3	3	0.8	1	0	1	0	0	1	2	0.4	
SAM HOUSTON	01-04-10	8	0	0	.000	0	0	.000	0	0	.000	0	1	1	0.8	0	0	0	0	0	0	0	0.4	
at Nebraska	02-03-10	14	0	1	.000	0	0	.000	0	0	.000	0	1	1	0.8	1	0	0	0	0	0	0	0.4	
TEXAS TECH	02-13-10	2	0	0	.000	0	0	.000	0	0	.000	0	0	0	0.7	0	0	0	0	0	0	0	0.3	
TEXAS A&M	02-17-10	5	0	0	.000	0	0	.000	0	0	.000	0	0	0	0.7	1	0	0	0	0	0	0	0.3	
at Baylor	02-20-10	1	0	0	.000	0	0	.000	0	0	.000	0	0	0	0.6	0	0	0	0	0	0	0	0.3	
at Oklahoma	03-07-10	5	0	0	.000	0	0	.000	0	0	.000	0	0	0	0.6	1	0	0	0	0	0	0	0.3	
vs Kansas	03-11-10	2	0	0	.000	0	0	.000	0	0	.000	1	0	1	0.6	0	0	0	0	0	0	0	0.3	
vs Chattanooga	03-20-10	2	0	0	.000	0	0	.000	0	0	.000	0	0	0	0.6	1	0	0	0	0	0	0	0.3	
Totals		0	120	2	16	.125	0	11	.000	1	2	.500	6	6	12	0.6	8	0	1	4	2	2	5	0.3

SOPHOMORE (2010-2011)

Opponent	Date	GS	Min	--TOTAL--			--3-PTS--			--REBOUNDS--				PF	FO	A	TO	Blk	Stl	Pts	Avg			
				FG	FGA	Pct	3FGA	Pct	FT	FTA	Pct	Off	Def									Tot	Avg	
TEXAS SOUTH	11-13-10	11	1	1	11.000	1	11.000	0	0	.000	2	2	4	4.0	1	0	1	1	0	1	3	3.0		
GRAMBLING ST	11-18-10	15	2	4	.500	2	4	.500	0	0	.000	0	0	0	2.0	1	0	1	2	0	2	6	4.5	
CENTENARY	11-20-10	17	4	1	0.000	1	11.000	0	0	.000	0	0	0	1.3	0	0	3	1	0	0	9	6.0		
UT ARLINGTON	11-22-10	13	2	5	.400	2	4	.500	0	0	.000	1	1	2	1.5	1	0	1	0	0	0	6	6.0	
vs Rhode Island	11-26-10	16	1	3	.333	1	2	.500	0	0	.000	0	3	3	1.8	0	0	1	0	0	0	3	5.4	
at New Mexico	11-27-10	6	0	0	.000	0	0	.000	0	0	.000	0	3	3	2.0	0	0	0	1	0	0	0	4.5	
UALR	12-02-10	9	0	0	.000	0	0	.000	0	0	.000	0	1	1	1.9	0	0	0	0	0	0	0	3.9	
WISCONSIN	12-05-10	15	0	4	.000	0	2	.000	0	0	.000	3	2	5	2.3	0	0	0	0	2	0	0	3.4	
DUKE	12-12-10	8	0	0	.000	0	0	.000	0	0	.000	0	0	0	2.0	0	0	0	0	0	0	0	3.0	
ORAL ROBERTS	12-22-10	10	1	2	.500	0	1	.000	0	0	.000	0	2	2	2.0	0	0	0	0	1	2	2	2.9	
ARK-PINE BLUFF	12-27-10	16	2	4	.500	1	2	1.000	2	2	1.000	3	2	5	2.3	1	0	1	0	0	0	7	3.3	
UTPA	01-02-11	19	0	6	.000	0	3	.000	1	2	.500	1	1	2	2.3	1	0	0	0	0	0	1	3.1	
VERMONT	01-04-11	9	0	1	.000	0	0	.000	0	0	.000	0	0	0	2.1	0	0	0	0	0	0	0	2.8	
at Kansas State	01-09-11	11	0	1	.000	0	0	.000	0	0	.000	3	0	3	2.1	1	0	0	2	0	0	0	2.6	
TEXAS A&M	01-12-11	6	0	3	.000	0	1	.000	0	0	.000	0	1	1	2.1	0	0	0	0	0	0	0	2.5	
at Baylor	01-15-11	8	0	3	.000	0	3	.000	0	0	.000	1	2	3	2.1	2	0	0	0	0	0	0	2.3	
COLORADO	01-18-11	9	0	1	.000	0	1	.000	0	0	.000	0	1	1	2.1	0	0	0	0	0	1	0	2.2	
at Texas	01-22-11	8	1	2	.500	0	1	.000	0	0	.000	1	3	4	2.2	1	0	0	1	0	0	2	2.2	
OKLAHOMA	01-29-11	16	1	4	.250	0	2	.000	1	2	.500	2	1	3	2.2	1	0	3	0	1	0	3	2.2	
at Iowa State	02-02-11	8	0	0	.000	0	0	.000	0	0	.000	0	0	0	2.1	1	0	0	3	0	0	0	2.1	
BAYLOR	02-06-11	5	0	0	.000	0	0	.000	0	0	.000	0	0	0	2.0	0	0	0	0	0	0	0	2.0	
TEXAS TECH	02-09-11	11	0	0	.000	0	0	.000	0	2	.000	1	0	1	2.0	1	0	0	1	0	0	0	1.9	
NEBRASKA	02-12-11	18	1	2	.500	1	2	.500	0	0	.000	0	1	1	1.9	2	0	2	0	1	0	3	2.0	
at Missouri	02-16-11	* 23	0	1	.000	0	1	.000	0	0	.000	1	2	3	2.0	3	0	0	3	0	0	0	1.9	
KANSAS	02-23-11	15	1	2	.500	0	0	.000	0	0	.000	5	1	6	2.1	0	0	2	0	0	0	2	1.9	
at Texas Tech	02-26-11	9	0	1	.000	0	0	.000	0	0	.000	1	0	1	2.1	0	0	0	1	0	0	0	1.8	
at Oklahoma	03-02-11	10	0	0	.000	0	0	.000	0	0	.000	0	1	1	2.0	2	0	0	1	0	0	0	1.7	
TEXAS	03-05-11	23	2	4	.500	2	3	.667	0	1	.000	1	6	7	2.2	1	0	3	1	1	1	1	6	1.9
vs Texas Tech	03-08-11	* 13	1	3	.333	1	3	.333	0	0	.000	0	0	0	2.1	1	0	2	1	0	0	3	1.9	
PEPPERDINE	03-16-11	16	0	2	.000	0	2	.000	1	2	.500	1	1	2	2.1	1	0	0	1	1	0	1	1.9	
at Wyoming	3/21/11	14	3	5	.600	2	2	1.000	0	0	.000	4	1	5	2.2	2	0	1	1	0	0	8	2.1	
Totals		2	387	23	68	.338	14	41	.341	5	11	.455	31	38	69	2.2	24	0	19	22	7	6	65	2.1



LASHAWN JONES

6-3 · Freshman · Center

Oklahoma City, Oklahoma

Putnam City HS

BEFORE OSU

- Tabbed as a second-team Super Five pick by The Oklahoman
- Named a first-team All-Big City selection The Oklahoman
- Was named an honorable mention all-state pick
- Was a McDonald's All-America nominee
- Averaged 17.3 points per game as a senior
- Led Class 6A in rebounding at 12.7 per game
- Logged three triple-doubles during her senior year
- Was an honorable mention all-state pick as a junior after averaging 14.0 points per game
- Also named an honorable mention Big All-City pick
- Competed in track and field for two years as well

PERSONAL

- Born June 8, 1993 in Tulsa, Oklahoma
- Is the daughter of Deanna Jones
- Is undecided on a major
- Also considered New Mexico, Colorado, North Texas and Missouri





LINDSEY KELLER

6-2 · Junior · Center

Goddard, Kansas

Goddard HS

2010-11 (SOPHOMORE)

- Played in 31 games and made 16 starts on the year
- Scored eight points and grabbed eight rebounds in 16 minutes against Centenary
- Had 10 points in 14 minutes against Rhode Island
- Recorded a double-double with 14 points and 10 rebounds against UALR
- Had nine points and 10 rebounds against Arkansas-Pine Bluff
- Scored 10 points and grabbed eight rebounds at Texas
- Had a 13-point, eight-rebound effort against Oklahoma
- Scored 11 points and pulled seven rebounds against Baylor
- Also had 11 points and seven boards in OSU's second-round WNIT game at Wyoming

2009-2010 (FRESHMAN)

- Played in all 35 games as a freshman, making 14 starts on the year
- Grabbed nine rebounds and scored four points in the season opener against UALR
- Made her first career start against Georgia Tech
- Scored six points and pulled nine rebounds in OSU's win at New Mexico
- Scored 11 points and grabbed five rebounds at Ohio State
- Also scored 10 points and pulled six rebounds against Marist
- Scored seven points to go with eight rebounds and three steals at Vermont
- Scored 10 points against Mercer
- Played 20 minutes at Nebraska, scoring 12 points and grabbing five rebounds
- Earned her first postseason start against Oklahoma at the Big 12 Championship

BEFORE OSU

- Was a first-team all-state pick and was named Miss Kansas Basketball by the KBCA
- Named a first-team all-state pick by the Topeka Capital-Journal and the Wichita Eagle
- Was a McDonald's All-America nominee as well
- Averaged 24 points and 11 rebounds per game during her final campaign while guiding GHS to its second consecutive 6A state tournament
- Was twice named to the Wichita Eagle's All-Metro squad
- Helped Goddard reach the state title game during her junior season
- Averaged 18.2 points per game
- Was named a first-team all-state selection by the Kansas Basketball Coaches Association
- Was also a four-year participant in volleyball and competed in track and field for one season
- Earned second-team all-state honors on the volleyball court
- Qualified for the state meet in the 4 x 800 meter event

PERSONAL

- Born Feb. 2, 1991 in Attica, Kansas
- Is the daughter of Lee and Donna Keller
- Has one sister, Kelsey
- Enjoys reading and horseback riding
- Also recruited by Iowa, Western Kentucky and Texas A&M
- Contemplating a major in education



KELLER GAME-BY-GAME

FRESHMAN (2009-2010)

Table with columns: Opponent, Date, GS, Min, FG, FGA, Pct, 3FG, 3FGA, Pct, FT, FTA, Pct, Off, Def, Tot, Avg, PF, FO, A, TO, Blk, Stl, Pts, Avg. Rows include UALR, GEORGIA TECH, at New Mexico, at Ohio State, vs Marist, vs Michigan State, COPPIN STATE, at Vermont, UC RIVERSIDE, MERCER, ORAL ROBERTS, WESTERN ILLINOIS, UTPA, SAM HOUSTON ST, BAYLOR, KANSAS STATE, at Texas, at Colorado, MISSOURI, at Texas A&M, at Nebraska, OKLAHOMA, TEXAS TECH, TEXAS A&M, at Baylor, TEXAS, at Texas Tech, IOWA STATE, at Oklahoma, vs Kansas, vs Iowa State, vs Oklahoma, vs Chattanooga, vs Georgia.

Totals 14 617 47 136 .346 9 35 .257 16 21 .762 49 75 124 3.5 80 0 17 30 6 23 119 3.4

SOPHOMORE (2010-2011)

Table with columns: Opponent, Date, GS, Min, FG, FGA, Pct, 3FG, 3FGA, Pct, FT, FTA, Pct, Off, Def, Tot, Avg, PF, FO, A, TO, Blk, Stl, Pts, Avg. Rows include TEXAS SOUTH, GRAMBLING ST, CENTENARY, UT ARLINGTON, vs Rhode Island, at New Mexico, UALR, WISCONSIN, DUKE, ORAL ROBERTS, ARK-PINE BLUFF, UTPA, VERMONT, at Kansas State, TEXAS A&M, at Baylor, COLORADO, at Texas, OKLAHOMA, at Iowa State, BAYLOR, TEXAS TECH, NEBRASKA, at Missouri, at Texas A&M, KANSAS, at Oklahoma, TEXAS, vs Texas Tech, PEPPERDINE, at Wvoming.

Totals 16 527 57 138 .413 14 47 .298 36 48 .750 61 69 130 4.2 78 1 27 38 5 17 164 5.3





VICKY MCINTYRE

6-6 · Sophomore · Center

Omaha, Nebraska

Marian HS

2010-11 (FRESHMAN)

- Played in 31 games and made 17 starts during her first season
- Finished sixth in the Big 12 with a field goal percentage of 49.5 percent
- Also finished fourth among league players with her 2.1 blocks per game
- Scored 20 points on a 7-of-10 shooting effort against New Mexico
- Scored 19 points in 17 minutes against Centenary
- Recorded her first career double-double with 10 points and 13 rebounds against UT-Arlington
- Had 14 points and eight rebounds in OSU's win over Colorado
- Scored 16 points against Oklahoma to start a string of four double-figure scoring games in a row
- Scored a season-best 24 points and grabbed eight rebounds at Iowa State
- Had 14 points and 11 rebounds at Texas Tech
- Scored 21 points and grabbed nine rebounds against the Lady Raiders at the Big 12 Championship
- Scored 16 points in OSU's second-round WNIT game at Wyoming

BEFORE OSU

- Averaged 18.5 points, 13.9 rebounds and 4.8 blocks per game as a senior
- Was named a second-team Super-State pick by the Lincoln Journal Star
- Also named a first-team All-State selection by the Journal Star and the Associated Press
- Was also chosen as a WBCA High School All-American
- Led Marian to state tournament berths in 2008, 2009, 2010, including a third-place showing in 2009
- Broke eight school records during her senior season, including most points in a game (36), rebounds in a game (28), rebounds in a season (333), blocked shots in a season (121)
- Also finished as the school's all-time leader with 845 rebounds and 266 blocked shots
- Was named to The World-Herald's All-Metro Conference team
- As a junior, averaged 13.4 points and 9.6 rebounds per game
- Earned second-team all-state and all-conference honors after leading the Crusaders to a 23-6 record

PERSONAL

- Born March 2, 1992 in Omaha, Nebraska
- Is the daughter of Larry and Pamela McIntyre
- Has one sister, Amanda
- Is undecided on her major
- Also considered Nebraska, Iowa State, Colorado, Colorado State, Creighton, Illinois State



MCINTYRE GAME-BY-GAME

FRESHMAN (2010-2011)

Opponent	Date	[---TOTAL---			[---3-PTS---			[---REBOUNDS---																		
		GS	Min	FG FGA	Pct	3FGFGA	Pct	FT	FTA	Pct	Off	Def	Tot	Avg	PF	FO	A	TO	Blk	Stl	Pts	Avg				
TEXAS SOUTH	11-13-10	18	4	9	.444	0	0	.000	4	5	.800	3	6	9	9.0	1	0	2	1	3	2	12	12.0			
GRAMBLING ST	11-18-10	14	4	4	1.000	0	0	.000	0	0	.000	3	2	5	7.0	3	0	2	5	1	0	8	10.0			
CENTENARY	11-20-10	17	9	12	.750	0	0	.000	1	2	.500	1	5	6	6.7	2	0	0	2	1	1	19	13.0			
UT ARLINGTON	11-22-10	*	24	5	11	.455	0	0	0	1	.000	8	5	13	8.3	1	0	0	3	3	1	10	12.3			
vs Rhode Island	11-26-10	*	13	1	5	.200	0	0	0	2	3	.667	2	2	4	7.4	1	0	1	3	2	1	4	10.6		
at New Mexico	11-27-10		27	7	10	.700	0	0	0	6	6	1.000	2	1	3	6.7	5	1	0	0	1	0	20	12.2		
UJALR	12-02-10	*	17	3	7	.429	0	0	0	0	2	.000	0	2	2	6.0	1	0	1	3	0	1	6	11.3		
WISCONSIN	12-05-10	*	12	0	3	.000	0	0	0	1	2	.500	1	2	3	5.6	0	0	1	0	1	0	1	10.0		
DUKE	12-12-10	*	18	1	4	.250	0	0	0	2	2	1.000	2	3	5	5.6	1	0	0	0	3	0	4	9.3		
ORAL ROBERTS	12-22-10	*	21	4	6	.667	0	0	0	1	2	.500	3	4	7	5.7	0	0	0	0	2	0	9	9.3		
ARK-PINE BLUFF	12-27-10	*	22	6	11	.545	0	0	0	0	0	.000	2	4	6	5.7	2	0	1	0	4	1	12	9.5		
UTPA	01-02-11	*	17	4	8	.500	0	0	0	6	6	1.000	1	5	6	5.8	3	0	0	1	3	0	14	9.9		
VERMONT	01-04-11	*	16	7	8	.875	0	0	0	2	3	.667	3	5	8	5.9	1	0	0	1	4	1	16	10.4		
at Kansas State	01-09-11	*	12	2	6	.333	0	0	0	0	0	.000	1	1	2	5.6	0	0	0	0	1	0	4	9.9		
TEXAS A&M	01-12-11		19	0	0	.000	0	0	0	3	4	.750	0	0	0	5.3	1	0	0	2	1	1	3	9.5		
at Baylor	01-15-11	*	10	1	3	.333	1	1	0	0	2	.000	0	1	1	5.0	5	1	0	1	0	0	2	9.0		
COLORADO	01-18-11		24	5	9	.556	0	0	0	4	6	.667	3	5	8	5.2	3	0	1	2	4	0	14	9.3		
at Texas	01-22-11		7	1	1	1.000	0	0	0	1	2	.500	0	3	3	5.1	0	0	0	2	0	0	3	8.9		
OKLAHOMA	01-29-11		16	7	11	.636	0	0	0	2	3	.667	3	1	4	5.0	4	0	0	2	0	0	16	9.3		
at Iowa State	02-02-11		29	10	17	.588	0	0	0	4	9	.444	4	4	8	5.2	2	0	1	1	1	0	24	10.1		
BAYLOR	02-06-11		19	3	14	.214	1	1	0	6	7	.857	0	2	2	5.0	4	0	0	2	3	0	12	10.1		
TEXAS TECH	02-09-11	*	32	4	14	.286	0	0	0	5	7	.714	3	5	8	5.1	2	0	0	2	3	2	13	10.3		
NEBRASKA	02-12-11	*	19	2	5	.400	0	0	0	0	0	.000	1	3	4	5.1	0	0	3	0	1	0	4	10.0		
at Missouri	02-16-11		15	6	12	.500	0	0	0	2	5	.400	5	2	7	5.2	4	0	0	3	2	0	14	10.2		
at Texas A&M	02-19-11		19	3	4	.750	0	0	0	3	3	1.000	1	3	4	5.1	3	0	0	2	3	0	9	10.1		
KANSAS	02-23-11		24	9	20	.450	0	0	0	0	1	.000	1	6	7	5.2	3	0	0	2	5	0	18	10.4		
at Texas Tech	02-26-11	*	36	6	12	.500	0	0	0	2	4	.500	3	8	11	5.4	2	0	0	0	3	0	14	10.6		
at Oklahoma	03-02-11	*	26	4	12	.333	0	0	0	2	2	1.000	0	3	3	5.3	1	0	0	0	2	0	10	10.5		
TEXAS	03-05-11		28	6	11	.545	0	0	0	3	5	.600	3	5	8	5.4	3	0	1	1	3	0	15	10.7		
vs Texas Tech	03-08-11	*	32	7	13	.538	0	0	0	7	9	.778	4	5	9	5.5	2	0	0	2	5	0	21	11.0		
at Wyoming	3/21/11	*	21	8	19	.421	0	0	0	0	0	.000	2	3	5	5.5	4	0	2	2	1	1	16	11.2		
Totals			17	624	139	281	.495	0	0	2	0.000	69	103	670	65	106	171	5.5	64	2	16	45	66	12	347	11.2





TAYLOR SCHIPPERS

5-8 · Freshman · Guard

Houston, Texas

Concordia Lutheran HS

BEFORE OSU

- Averaged 25.0 points, 4.7 assists, 4.8 rebounds and 3.9 steals per game as a senior
- Was named an All-Greater Houston third-team pick after leading the Crusaders to a 31-10 mark
- Finished her career with 2,935 points
- Was a McDonald's All-America nominee
- Named a TAPPS 4A All-State selection all four years at Concordia Lutheran
- Was a three-time first-team selection and was a second-team pick as a freshman
- As a junior, led Concordia Lutheran to a 31-7 mark and the state semifinals
- Averaged 20.4 points and 5.8 assists and 3.3 steals per game
- Shot 55 percent from the field and 45 percent from 3-point range
- Averaged 15.5 points and 6.6 points per contest as a sophomore
- Also averaged 4.8 rebounds and 3.2 steals per game
- During her freshman season, averaged 12.2 points, 4.4 assists and 3.5 boards per game

PERSONAL

- Born June 29, 1993 in Houston, Texas
- Is the daughter of Norman and Sandy Schippers
- Has one brother, Nick, and two sisters, Madison and Morgan
- Is undecided on a major
- Was recruited by Kansas State, Iowa State, Missouri and Delaware among others



JORDAN SCHULTZ

5-10 · Freshman · Guard

Claremore, Oklahoma

Claremore HS

BEFORE OSU

- Named an all-state pick as a senior by the Oklahoma Coaches Association
- Tabbed as a second-team Super Five pick by The Oklahoman
- Tabbed as a first-team all-state pick by the Tulsa World as well
- Was named the Tulsa World's All-Metro Player of the Year
- Named the Metro Lakes Conference Player of the Year
- Was the recipient of the NewsChannel 8 Elite 8 Award
- Was named a McDonald's All-America nominee
- Averaged 23.1 points per game as a senior
- Scored a school-record 1,580 points in her three seasons at Claremore
- Had a 42-point game as a senior and a 40-point game her junior season
- Averaged 23.1 points per game as a junior

PERSONAL

- Born Nov. 30, 1992 in Tulsa, Oklahoma
- Is the daughter of Kurt and Lori Schultz
- Has one brother, Isaac
- Is undecided on a major
- Mother and aunt attended OSU
- Active in Fellowship of Christian Athletes
- Was recruited by SMU, Tulsa, Oral Roberts, Kansas and Arkansas State





KENDRA SUTTLES

6-1 · Sophomore · Center

Lawton, Okla.

Lawton HS

2010-11 (FRESHMAN)

- Played in 30 games and made one start during her freshman campaign
- Lone start came at Oklahoma
- Scored four points and had eight rebounds in debut against Texas Southern
- First double-figure scoring game was an 11-point outing against Grambling State
- Scored 10 points in OSU's win over Wisconsin
- First double-figure game in Big 12 play was a 10-point showing against Baylor
- Scored a season-best 12 points against Nebraska
- Matched her total with 12 points and 10 rebounds in OSU's second-round WNIT game at Wyoming

PERSONAL

- Born on September 11, 1991
- Is the daughter of Ken and Kathy Suttles
- Has one brother, Kendall
- Father lettered in basketball at Southern Mississippi from 1982-84
- Also recruited by Oklahoma, Fresno State, Kansas State and Kansas

BEFORE OSU

- Was a second-team Super Five pick by The Oklahoman as a senior
- Averaged 16.9 points per game for Lawton High
- Also averaged 9.9 rebounds, 4.0 blocks and 2.9 assists per game
- Was named an all-state pick by the Oklahoma Girls Basketball Coaches Association
- Was an honorable mention all-state selection by the Tulsa World
- Averaged 15.7 points per game as a junior and was named an honorable mention all-state pick by The Oklahoman
- Averaged 17.1 points, 9.3 rebounds and 4.5 blocks as a sophomore





SUTTLES GAME-BY-GAME

FRESHMAN (2010-2011)

Opponent	Date	GS	Min	--TOTAL--		--3-PTS--		FT	FTA	Pct	--REBOUNDS--				PF	FO	A	TO	Blk	Stl	Pts	Avg		
				FG	FGA	Pct	3FGA				Pct	Off	Def	Tot									Avg	
TEXAS SOUTH	11-13-10	16	2	5	400	0	1	0.000	0	0	0.000	3	5	8	8.0	1	0	1	2	1	1	4	4.0	
GRAMBLING ST	11-18-10	19	4	10	400	1	2	5.000	2	2	1.000	4	1	5	6.5	1	0	0	4	0	1	11	7.5	
CENTENARY	11-20-10	17	3	9	333	0	1	0.000	0	0	0.000	4	4	8	7.0	0	0	2	2	1	0	6	7.0	
UT ARLINGTON	11-22-10	7	0	4	0.000	0	1	0.000	0	0	0.000	2	1	3	6.0	0	0	0	2	0	0	0	5.3	
vs Rhode Island	11-26-10	18	4	8	500	0	0	0.000	0	0	0.000	3	0	3	5.4	1	0	2	1	0	0	8	5.8	
at New Mexico	11-27-10	2	0	0	0.000	0	0	0.000	0	0	0.000	0	0	0	4.5	0	0	0	0	0	0	0	4.8	
UALR	12-02-10	3	1	1	1.000	0	0	0.000	0	0	0.000	2	0	2	4.1	1	0	0	1	0	0	2	4.4	
WISCONSIN	12-05-10	14	3	8	375	2	4	5.000	2	2	1.000	1	2	3	4.0	2	0	0	2	3	0	10	5.1	
DUKE	12-12-10	11	1	4	250	0	2	0.000	0	0	0.000	0	0	0	3.6	1	0	0	0	0	0	2	4.8	
ORAL ROBERTS	12-22-10	16	2	4	500	1	3	333	3	4	750	0	3	3	3.5	0	0	0	4	1	1	8	5.1	
ARKA-PINE BLUFF	12-27-10	8	1	4	250	0	2	0.000	0	0	0.000	1	1	2	3.4	1	0	0	0	1	0	2	4.8	
UTPA	01-02-11	19	4	6	667	2	3	667	0	2	0.000	2	6	8	3.8	0	0	0	0	4	0	10	5.3	
VERMONT	01-04-11	14	3	8	375	0	3	0.000	0	0	0.000	4	1	5	3.8	1	0	0	2	0	0	6	5.3	
at Kansas State	01-09-11	6	0	3	0.000	0	1	0.000	0	0	0.000	0	0	0	3.6	1	0	0	1	1	0	0	4.9	
TEXAS A&M	01-12-11	13	1	4	250	0	2	0.000	0	0	0.000	0	0	0	3.3	3	0	0	0	0	0	2	4.7	
at Baylor	01-15-11	9	0	1	0.000	0	0	0.000	1	2	500	1	0	1	3.2	2	0	1	1	0	0	1	4.5	
COLORADO	01-18-11	3	0	0	0.000	0	0	0.000	0	0	0.000	0	0	0	3.0	0	0	1	1	0	0	0	4.2	
at Iowa State	02-02-11	13	2	8	250	0	2	0.000	0	0	0.000	3	1	4	3.1	2	0	0	1	0	2	4	4.2	
BAYLOR	02-06-11	14	3	6	500	1	11	0.000	3	4	750	1	0	1	2.9	3	0	0	2	0	0	10	4.5	
TEXAS TECH	02-09-11	8	1	1	1.000	1	11	0.000	0	0	0.000	1	2	3	3.0	2	0	0	4	0	0	3	4.5	
NEBRASKA	02-12-11	7	4	7	571	1	2	500	3	3	1.000	1	2	3	3.0	2	0	0	1	0	0	12	4.8	
at Missouri	02-16-11	16	2	3	667	2	21	0.000	2	2	1.000	1	1	2	2.9	2	0	3	1	0	0	8	5.0	
at Texas A&M	02-19-11	8	0	0	0.000	0	0	0.000	0	0	0.000	0	2	2	2.9	1	0	0	2	0	0	0	4.7	
KANSAS	02-23-11	8	0	0	0.000	0	0	0.000	0	0	0.000	0	2	2	2.8	0	0	1	1	0	0	0	4.5	
at Texas Tech	02-26-11	17	3	6	500	0	1	0.000	0	0	0.000	3	2	5	2.9	3	0	2	1	0	1	6	4.6	
at Oklahoma	03-02-11	14	3	5	600	0	0	0.000	0	0	0.000	0	2	2	2.9	1	0	2	1	0	0	6	4.7	
TEXAS	03-05-11	13	2	3	667	0	0	0.000	0	0	0.000	0	2	2	2.9	0	0	1	1	0	0	4	4.6	
vs Texas Tech	03-08-11	11	0	2	0.000	0	1	0.000	0	1	1.000	0	1	1	2.8	1	0	1	1	0	0	0	4.5	
PEPPERDINE	03-16-11	20	4	7	571	1	4	250	1	1	1.000	1	4	5	2.9	2	0	1	2	0	0	10	4.7	
at Wyoming Cowgirls	3/21/11	26	5	11	455	1	3	333	1	1	1.000	4	6	10	3.1	2	0	4	1	0	0	12	4.9	
Totals		1	370	58	138	420	13	42	310	18	24	750	42	51	93	3.1	36	0	22	42	12	6	147	4.9





TONI YOUNG

6-2 · Junior · Forward

Del City, Oklahoma

Del City HS

2010-11 (SOPHOMORE)

- Was named a second-team All-Big 12 pick
- Played in 31 games and made starts in 30 of those contests
- Finished first in the league in rebounding at 9.1 boards per game
- Ranked 11th in the league with her 15.5 points per contest
- Also recorded 14 double-doubles on the year, which ranked second in the league
- Tallied double-doubles in three of the squad's first four games
- Was named to the UNM Thanksgiving Classic all-tournament team
- Had a 25-point, 10-rebound performance against Oral Roberts
- Narrowly missed a triple-double with 20 points, 11 rebounds and eight blocks against Nebraska
- Pulled a school-record 22 rebounds at Missouri
- Recorded a 16-point, 12-rebound effort against Texas A&M
- Logged a 30-point 13-board showing against Texas Tech
- Performance against the Lady Raiders was the first of four consecutive double-doubles
- Had 23 points and 17 rebounds at Texas A&M
- Put together a 34-point, 18-rebound showing in OSU's WNIT win over Pepperdine

2009-2010 (FRESHMAN)

- Played in all 35 games as a freshman
- Made 16 starts, including the last 11 games of the season
- Was third on the squad with her 6.3 boards per game
- Also was third on the team with her 25 blocks
- Had her first career double-double with 10 points and a season-high 16 rebounds against Marist
- Her first career start came in the win over the Red Foxes as well
- Grabbed 12 rebounds in 18 minutes against UC Riverside
- Had 12 points and 12 rebounds against Texas-Pan American
- Finished with 12 points and 11 rebounds against Texas Tech in Stillwater
- Made seven of her 10 shots against the Lady Raiders on her way to a 19-point effort
- Pulled 11 rebounds in OSU's win over Iowa State

- Scored 16 points and grabbed nine rebounds against Kansas in the first round of the Big 12 Championship
- Pulled 10 rebounds and played a season-high 34 minutes in the Cowgirls' win over Iowa State at the Big 12 Championship
- Scored a season-high 22 points in OSU's first-round NCAA Tournament win against Chattanooga
- Played 31 minutes in OSU's second-round game against Georgia, finishing with eight points and 11 rebounds

BEFORE OSU

- Averaged 14.7 points and 8.0 rebounds as a senior for Del City
- Also averaged 3.1 steals and 2.0 blocks per contest
- Helped the Eagles to a 24-5 record and the Class 6A state championship in 2009
- Was named a first-team all-state selection
- Ranked No. 93 on the ESPNU HoopGurlz 100 list
- Was named The Oklahoman's Big All-City Player of the Year as a senior
- Scored 17 points in the 2009 Big All-City game
- Was the lone female to compete in the event's slam dunk contest, an event she won
- Also helped Del City to state tournament berths as a sophomore and a junior
- Averaged 12.6 points per game as a junior
- Earned honorable mention All-Big City honors from The Oklahoman
- Tied the national high jump record with a jump of six feet, four inches previously set by Amy Acuff in 1993
- Won three consecutive state titles in the event
- Competed in volleyball as well, earning all-state honors

PERSONAL

- Born Jan. 11, 1991 in Del City, Oklahoma
- Is the daughter of Veronica Young and Geane Johnson
- Has nine siblings; Michael, Laurel, Virgil, Angela, Ashley, Shaun, Money Ja'quori, Omarri
- Contemplating a major in graphic design
- Enjoys watching sports and watching cartoons
- Also considered Florida, Oklahoma, Kansas State and Texas A&M



YOUNG GAME-BY-GAME

FRESHMAN (2009-2010)

Table with columns: Opponent, Date, GS, Min, FG, FGA, Pct, 3FG, 3FGA, Pct, FT, FTA, Pct, Off, Def, Tot, Avg, PF, FO, A, TO, Blk, Stl, Pts, Avg. Rows include opponents like UALR, GEORGIA TECH, at New Mexico, at Ohio State, vs Marist, vs Michigan State, COPPIN STATE, at Vermont, UC RIVERSIDE, MERCER, ORAL ROBERTS, WESTERN ILL, UTPA, SAM HOUSTON, BAYLOR, at Kansas, KANSAS STATE, at Texas, at Colorado, MISSOURI, at Texas A&M, at Nebraska, OKLAHOMA, TEXAS TECH, TEXAS A&M, at Baylor, TEXAS, at Texas Tech, IOWA STATE, at Oklahoma, vs Kansas, vs Iowa State, vs Oklahoma, vs Chattanooga, vs Georgia.

Totals 16 638 98 188 .521 0 1.000 50 80 .625 91 130 221 6.3 77 3 14 29 25 20 246 7.0

SOPHOMORE (2010-2011)

Table with columns: Opponent, Date, GS, Min, FG, FGA, Pct, 3FG, 3FGA, Pct, FT, FTA, Pct, Off, Def, Tot, Avg, PF, FO, A, TO, Blk, Stl, Pts, Avg. Rows include opponents like TEXAS SOUTH, GRAMBLING ST, CENTENARY, UT ARLINGTON, vs Rhode Island, UALR, WISCONSIN, DUKE ROBERTS, ARK-PINE BLUFF, UTPA, VERMONT, at Kansas State, TEXAS A&M, at Baylor, COLORADO, at Texas, OKLAHOMA, at Iowa State, BAYLOR, TEXAS TECH, NEBRASKA, at Kansas A&M, KANSAS, at Texas Tech, at Oklahoma, TEXAS, vs Texas Tech, PEPPERDINE.

Totals 30 797 210 446 .471 0 0.000 59 102 .578 108 174 282 9.1 79 2 32 56 51 53 479 15.5



HEATHER HOWARD CAREER TOTALS

Year	GP	GS	Min	Avg	[---TOTAL---]			[---3-PTS---]			[- REBOUNDS -]			PF	FO	Ast	TO	Blk	Stl	Pts	Avg				
					FG	FGA	Pct	FG	FGA	Pct	FT	FTA	Pct									Off	Def	Tot	Avg
2009-10	20	0	120	6.0	2	16	.125	0	11	.000	1	2	.500	6	6	12	0.6	8	0	1	4	2	2	5	0.3
2010-11	31	2	387	12.5	23	68	.338	14	41	.341	5	11	.455	31	38	69	2.2	24	0	19	22	7	6	65	2.1
TOTAL	51	2	507	9.9	25	84	.298	14	52	.269	6	13	.462	37	44	81	1.6	32	0	20	26	9	8	70	1.4

LINDSEY KELLER CAREER TOTALS

Year	GP	GS	Min	Avg	[---TOTAL---]			[---3-PTS---]			[- REBOUNDS -]			PF	FO	Ast	TO	Blk	Stl	Pts	Avg				
					FG	FGA	Pct	FG	FGA	Pct	FT	FTA	Pct									Off	Def	Tot	Avg
2009-10	35	14	617	17.6	47	136	.346	9	35	.257	16	21	.762	49	75	124	3.5	80	0	17	30	6	23	119	3.4
2010-11	31	16	527	17.0	57	138	.413	14	47	.298	36	48	.750	61	69	130	4.2	78	1	27	38	5	17	164	5.3
TOTAL	66	30	1144	17.3	104	274	.380	23	82	.280	52	69	.754	110	144	254	3.8	158	1	44	68	11	40	283	4.3

TONI YOUNG CAREER TOTALS

Year	GP	GS	Min	Avg	[---TOTAL---]			[---3-PTS---]			[- REBOUNDS -]			PF	FO	Ast	TO	Blk	Stl	Pts	Avg				
					FG	FGA	Pct	FG	FGA	Pct	FT	FTA	Pct									Off	Def	Tot	Avg
2009-10	35	16	638	18.2	98	188	.521	0	1	.000	50	80	.625	91	130	221	6.3	77	3	14	29	25	20	246	7.0
2010-11	31	30	797	25.7	210	446	.471	0	0	.000	59	102	.578	108	174	282	9.1	79	2	32	56	51	53	479	15.5
TOTAL	66	46	1435	21.7	308	634	.486	0	1	.000	109	182	.599	199	304	503	7.6	156	5	46	85	76	73	725	11.0

Toni Young dunks during OSU's annual Homecoming and Hoops event. During her sophomore season, Young set the school's single-game rebounding record with 22 and led the Big 12 in rebounds per game en route to earning second-team all-league honors.



CAMPUS ROAR

YOUR SCHOOL. YOUR SQUAD. YOUR WORDS.

NIKEBASKETBALL.COM





KURT BUDKE

Head Coach

Seventh Season at OSU

(19th Overall)

Washburn, 1984

During his six seasons in Stillwater, Kurt Budke has orchestrated one of the most remarkable turnarounds ever witnessed on the college basketball landscape.

As head coach of the Oklahoma State women's program, he has elevated the Cowgirls to the national stage and provided a consistent postseason presence for the first time in more than a decade.

Under his direction, OSU has made postseason appearances in each of the past five seasons after reaching the second round of the WNIT in 2011.

Year five of the Budke Era saw the Cowgirls log 24 wins, including a school-record six victories against Top 25 teams, achieve a top-10 national ranking for the first time ever and reach the second round of the NCAA Tournament. The NCAA berth was the Cowgirls' third under Budke and capped the most successful stretch in program history with OSU winning 88 times during that span.

The 2009-10 season also brought to a close the career of the most decorated player to ever don a Cowgirl uniform in Andrea Riley. Under Budke's tutelage, Riley scored 2,835 points, more than anybody in Big 12 history and the 13th-best tally in NCAA history. The 2010 Nancy Lieberman Award winner as the nation's top point guard, Riley also became the program's first-ever WNBA draft pick, going to Los Angeles at No. 8.

Budke transformed a program that endured a winless conference season in 2005-06 into a league title contender and NCAA Sweet 16 participant just two years later.

Adding to the magnitude of the program's resurgence is the degree of difficulty under which the feat was performed. Competing in the Big 12 Conference, OSU's resurgence occurred in one of the nation's deepest and most talented conferences.

The 2007-08 season proved to be a historic journey for Budke's squad as it matched the school record with 27 wins. The Cowgirls also made just their second-ever appearance in the NCAA Tournament's round of 16 and their first Big 12 Championship title game appearance.

Budke mentored the program's second All-America product in Andrea Riley as well as an Academic All-American in Danielle Green.

The Cowgirls' win total is not the only number to increase under Budke as the squad's following has steadily increased. With the OSU faithful flocking to Gallagher-Iba Arena, the historic venue has once again become a true home-court advantage.

Budke's squad won a school-record 14 games on the famed maple floor in front of record crowds, including the program's first-ever sellout as 13,611 witnessed the Cowgirls' win over in-state rival Oklahoma.

Prior to his arrival in Stillwater, Kurt Budke's three previous coaching stops all had one thing in common--resounding success. After 2006-07, Oklahoma State became the fourth institution to prosper under his tutelage.

Marred by a 17-game losing streak to end the 2005-06 season and four consecutive single-digit seasons in the win column, tallying the school's eighth 20-win season and snaring a NCAA Tournament berth seemed far from reach.

However, Budke's charges had the feat squarely in the crosshairs. Not only did the Cowgirls reach the 20-win plateau and appear in the NCAA Tournament for the first time since 1996, OSU stockpiled an impressive list of accomplishments.

Among squad's achievements during its march to the postseason was the halting of its 31-game road losing streak with a win over Hawaii in the title game of the Hawaii Invitational.

Two weeks later, the Cowgirls snapped their 26-game road losing streak against conference foes in one of the most unlikely of venues, emerging as the only team to win at Iowa State during the 2006-07 season.

The Cowgirls were able to turn the corner in their second year with a blend of up-tempo offense and solid defense as Budke's transformation showed up statistically at both ends of the floor. For the first time since the 1996-97 season, OSU averaged more than 70 points per game. On the flip side, the Cowgirls held the opposition under 60 points per game for the first time since the 1997-98 campaign.

In his first 12 seasons as a college head coach, Budke knew nothing but championship-caliber production on the court from Allen County Community College to Trinity Valley Community College before his stopover at tradition-laden Louisiana Tech.

Prior to his move to the Big 12 Conference, Budke's squads won at least 20 games in each season under his direction and reached double figures in the loss column only once under his watch.

The veteran coach's challenge came in the form of revitalizing an Oklahoma State program that last made a postseason appearance in 2001. However, Budke has not been one to shy away from challenges, having followed in the footsteps of legendary Louisiana Tech coach



Cowgirl head coach Kurt Budke won four national championships in seven seasons at Trinity Valley Community College

Leon Barmore to lead the Lady Techster program for three years.

Budke's coaching journey began in 1984 where he served as a graduate assistant at Washburn University before taking an assistant coaching position at Friends University.

The Salina, Kan., native landed his first head coaching position at Allen County with a two-year stint that generated a 47-15 mark. Budke's initial season produced a 22-8 record and a No. 17 national ranking during the 1991-92 season. Budke was named the Jayhawk East Conference's coach of the year after his charges tallied a 25-7 record during the 1992-93 season.

Budke made the move to Trinity Valley before the 1993-94 season and compiled 226 wins against just 16 losses while leading the Lady Cardinals to four national championships and two national runner-up finishes in seven seasons. A 35-1 record and a national championship during his inaugural season began a string of six consecutive championship game appearances, a National Junior College Athletic Association record.

During his seven-year stint, TVCC was equally dominant against conference foes, posting a 96-2 record in Texas East Conference games and claiming seven straight conference titles.

At the junior college level, Budke had a combined record of 273-31 (.898), resulting in the highest winning percentage in NJCAA history. He was the NJCAA National Coach of the Year in both 1995 and 1998 and was the Texas Coaches Association Coach of the Year in 1994, 1996, 1997 and 1999. In addition, he is the youngest coach to ever be inducted into the National Junior College Athletic Association Hall of Fame.

BUDKE BY THE NUMBERS

.833	Career Winning Percentage
22-2	NJCAA Tournament Record
12-6	Division I Conference Tourney Record
7-6	NCAA Tournament Record
4	NJCAA National Champions
2	National Coach of the Year Honors
2	WAC Coach of the Year Honors
15	20-Win Seasons



The 2000-01 campaign marked his move to the Division I level as well with the first of his two seasons as associate head coach in Ruston with the Louisiana Tech program. The Lady Techsters posted a combined 56-10 mark highlighted by an NCAA Elite Eight appearance in 2001 during that span.

After taking over the program in 2002-03, the Lady Techsters did not skip a beat, compiling an 80-16 record with three-straight NCAA Tournament appearances under Budke's leadership.

During his first season at the helm, he inherited a team that had graduated five seniors and three starters and had nine newcomers on his first roster.

In his very first game as head coach at Tech, he guided his team to an 85-76 win over seventh-ranked Texas Tech. Budke's first Louisiana Tech team finished with a 31-3 record and was ranked sixth in the final poll.

During that inaugural season, the Lady Techsters reeled off 29 consecutive wins, the fourth-longest streak in school history, and also reached the regional semifinals. Budke was named the Western Athletic Conference Coach of the Year for his efforts.

Budke's 2003-04 team finished second in the NCAA in scoring offense at 82.4 points per game. The Lady Techsters claimed both the regular season WAC title and the postseason tournament title.

During the 2004-05 season, Louisiana Tech finished with a 20-10 record and was co-champions of the WAC. His 2003-04 team fashioned a 29-3 record, defeated sixth-ranked Penn State, snapping a 24-game home winning streak and also defeated Montana, snapping a 22-game home winning streak.

His third season at Tech also produced the latest Budke-coached player to reach the professional ranks as well with Erica Taylor going in the second round of the 2005 WNBA Draft to the Washington Mystics. In addition to Taylor, Budke coached 2000 WNBA Rookie of the Year Betty Lennox, 2003 WNBA Rookie of the Year Cheryl Ford as well as fellow WNBA players Shalonda Ennis, Tausha Mills and Shantia Owens during their collegiate careers.

Budke earned a bachelor's degree in physical education from Washburn in 1984 before adding a master of science degree from Wichita State in 1985. As a player, he earned all-conference honors at Barton County Junior College in 1981.

Budke was born June 3, 1961 and is married to the former Shelley Balthazor. They have three children; Sara, who is a student at OSU, Alex and Brett.



Budke was a member of the Trinity Valley Community College Hall of Fame's inaugural class

Year	School/Position	Record
2010-11	Oklahoma State (Head Coach)	17-15
2009-10	Oklahoma State (Head Coach)	24-11
2008-09	Oklahoma State (Head Coach)	17-16
2007-08	Oklahoma State (Head Coach)	27-8
2006-07	Oklahoma State (Head Coach)	20-11
2005-06	Oklahoma State (Head Coach)	6-22
2004-05	Louisiana Tech (Head Coach)	20-10
2003-04	Louisiana Tech (Head Coach)	29-3
2002-03	Louisiana Tech (Head Coach)	31-3
2001-02	Louisiana Tech (Assoc. H.C.)	25-5
2000-01	Louisiana Tech (Assoc. H.C.)	31-5
1999-00	Trinity Valley (Head Coach)	24-6
1998-99	Trinity Valley (Head Coach)	36-0*
1997-98	Trinity Valley (Head Coach)	34-1
1996-97	Trinity Valley (Head Coach)	34-2*
1995-96	Trinity Valley (Head Coach)	32-4*
1994-95	Trinity Valley (Head Coach)	31-2
1993-94	Trinity Valley (Head Coach)	35-1*
1992-93	Allen County (Head Coach)	25-7
1991-92	Allen County (Head Coach)	22-8
Total		464-130

*National Championship Team

KURT BUDKE VS. THE NATION

Air Force	1-0
Alcorn State	1-0
Arkansas	1-0
Arkansas-Little Rock	3-2
Arkansas-Pine Bluff	3-0
Arkansas State	3-1
Baylor	3-10
Boise State	8-1
Bowling Green	0-1
UC Riverside	3-0
Central Arkansas	1-0
Centenary	3-0
Chattanooga	1-0
Colorado	5-1
Columbia	1-0
Coppin State	1-0
Duke	0-3
East Tennessee State	1-0
Eastern Kentucky	1-0
Florida State	1-0
Fresno State	10-0
Georgia	0-1
Georgia Tech	1-0
Grambling State	1-0
Hawaii	7-1
High Point	1-0
Idaho	1-0
Illinois	1-1
Iowa State	3-4
Kansas	5-4
Kansas State	2-4
Lamar	1-0

Louisiana-Lafayette	1-0
LSU	0-2
Marist	1-0
McNeese State	1-0
Memphis	1-0
Mercer	1-0
Michigan State	0-1
Mississippi	1-0
Mississippi State	2-1
Missouri	4-2
Missouri-Kansas City	1-0
Montana	1-0
Nebraska	3-3
Nevada	6-0
New Mexico	3-1
New Orleans	1-0
Nicholls State	1-0
UNC-Wilmington	1-0
North Texas	2-0
Northwestern State	1-0
Ohio State	1-1
Oklahoma	1-12
Oral Roberts	5-0
Pacific	1-0
Prairie View A&M	2-0
Penn State	1-0
Pepperdine	2-0
Rhode Island	1-0
Rice	5-3
Sam Houston State	2-0
San Jose State	6-0
SMU	6-0
Southern	2-0
Southern Miss	1-0
Southern Utah	1-0
Stephen F. Austin	2-0
TCU	1-1
Temple	0-1
Tennessee	0-3
Texas	6-7
Texas-Arlington	2-0
Texas-El Paso	7-0
Texas A&M	2-11
Texas A&M-Commerce	1-0
Texas-Pan American	3-0
Texas Southern	3-0
Texas State	0-1
Texas Tech	7-11
Tulane	2-0
Tulsa	5-2
UNLV	1-0
Vermont	2-0
Western Kentucky	1-1
Western Illinois	1-0
Wichita State	1-1
Wisconsin	1-0
Wyoming	0-1





JIM LITTELL

Associate Head Coach Seventh Season at OSU Southwestern College, 1977

One of the most successful head coaches in the nation during his 14 seasons at Seward County Community College, Jim Littell enters his seventh season as the Cowgirls' associate head coach.

From his current post, Littell has been instrumental in helping OSU reach four consecutive postseasons, including three trips to the NCAA Tournament.

A 2009 inductee into the National Junior College Athletic Association Hall of Fame, Littell compiled an eye-popping set of numbers at his former post as the Lady Saints won 87 percent of their games, tallying a 418-61 ledger and producing nine Jayhawk West Conference titles under his guidance.

Overall, Littell owns a 628-117 mark as a head coach. A nine-time conference coach of the year, Littell was named the WBCA National Coach of the Year in 2001 and was selected as the top coach in the region on four occasions, earning the distinction in 1999, 2002, 2004 and 2005.

Littell led Seward County to its first Region VI title in 1999 and followed up with regional titles in 2002, 2004 and 2005. In both 2000 and 2001, Littell led the Lady Saints to a No. 1 ranking in the final NJCAA poll and a combined record of 32-0 against conference opponents.

His 2002 squad produced three All-Americans, a perfect 38-0 mark and the school's first-ever national championship in any sport. The 2001-02 season capped a three-year run by the Lady Saints that produced 104 wins against just two losses.

Under his watch, the Lady Saints recorded seven 30-win seasons. After finishing with a 14-16 record during his first season, Littell's squads never produced less than 25 wins in a season and averaged nearly 32 wins per year against less than four losses over the course of his final 13 seasons.

The most impressive number of all may have come in the form of Seward County's home record in his 14 seasons. From 1995-2004, the Lady Saints did not lose a home game, posting a 135-game winning streak inside the SCCC Activities Center to set the NJCAA national record. During the course of his final 13 seasons, Littell's squads won 99 percent of their home contests, producing an astounding record of 189-2.

All told, his squad's produced 11 All-Americans and five Region VI Most Valuable Players. Nine times, one of Littell's players was tabbed as the Jayhawk West Conference Most Valuable Player, while four players from Seward County earned the league's freshman of the year honor under his direction.

Prior to his run at Seward County, Littell spent one season at Garden Plains High School, posting a 21-3 mark. As head coach at Friends University from 1984-90, he produced a 95-39 record and a pair of conference championships.

Littell began his coaching career at Oxford High School in 1978 where he produced a 94-14 mark and a Kansas Class 2A state championship in 1981.

Littell and his wife, Barb, are the parents of two sons, Jerame and Jon, and one daughter, Jaci.

COACHING CAREER

Associate Head Coach	Oklahoma State 2005-Pres.
Head Coach	Seward County C.C. 1991-2005
Head Coach	Garden Plains H.S. 1990-91
Head Coach	Friends University 1984-90
Head Coach	Oxford H.S. 1978-83

HONORS

Jayhawk West Coach of the Year	1993, 1994, 1996, 1997, 1998, 2001, 2002, 2004, 2005
KBCA Coach of the Year	1981, 1999, 2002, 2005
District V Coach of the Year	2001, 2002, 2004
NJCAA Region VI Coach of the Year	1999, 2002, 2004, 2005
WBCA Coach of the Year	2001
NJCAA National Tournament Coach of the Year	2001
KCAC Coach of the Year	1986, 1987



RICHIE HENDERSON

Assistant Coach

Fourth Season at OSU

Oklahoma State, 2006

Entering his fourth year as a member of the Cowgirl coaching staff is Richard Henderson.

Often referred to by OSU head coach Kurt Budke as a "rising star" in the profession, Henderson's coaching duties include recruiting, film editing and breakdown as well as working with the Cowgirl guards on the floor.

Off the floor, Henderson has been instrumental in helping land nationally ranked recruiting classes, which has helped position the program for unprecedented success.

While working with the Cowgirls' backcourt, Henderson had a hand in the development of the program's first-ever WNBA Draft pick, All-American Andrea Riley. Additionally, Henderson has played a major role in the squad's on-floor game preparation.

Henderson joined the Cowgirl program for the 2007-08 season as its graduate assistant where he oversaw film exchange and assisted with the creation and distribution of recruiting correspondence. In addition, he coordinated the OSU ball girl program, helped with team travel as well as with the daily administrative duties in the basketball office.

Prior to his move to the collegiate level, the Hartshorne, Okla. native worked as the Stillwater Public Schools junior high basketball coordinator while teaching physical education. Henderson also served as the head basketball coach for the freshman squad and as an assistant coach for the varsity squad as well.

Henderson worked for the NFL's Buffalo Bills as an athletic training intern in 2005 and has also worked as a camp coach for the Eddie Sutton men's basketball camps.

Henderson graduated from Oklahoma State in 2006 with a bachelor's degree in education. Prior to his arrival in Stillwater, he earned his associate of science degree from Eastern Oklahoma State College in 2003.

Henderson and his wife, Kristin, have one daughter, Chloe, who was born on April 9, 2009. Henderson is an active member of Mt. Zion Missionary Baptist Church.

COACHING CAREER

Assistant Coach	Oklahoma State 2008-Pres.
Graduate Assistant	Oklahoma State 2007-08
Assistant Coach	Stillwater High School 2004-06





MIRANDA SERNA

Recruiting Coordinator

Seventh Season at OSU

Texas A&M-Commerce, 1998

A tireless worker on the court and as a recruiter, Miranda Serna begins her seventh season as an assistant coach at Oklahoma State.

Serna previously worked in the same capacity at Louisiana Tech under Cowgirl head coach Kurt Budke.

As the program's recruiting coordinator, Serna has proven to be an asset. Hitting the ground running in her first season, she helped spearhead the assembly of a nationally ranked recruiting class that has since served as the foundation for the Cowgirls' rise through college basketball's hierarchy and secure four consecutive postseason berths.

Prior to joining Budke on the Lady Techster staff, Serna served as an assistant coach and recruiting coordinator at Fresno State. While working with the Bulldogs, she also handled team travel, scouting reports, managed the program's budget and worked with the program's guards on the floor.

During her stint with FSU, the Bulldogs posted a 20-win season during the 2002-03 campaign, earned a berth in the quarterfinals of the Women's National Invitation Tournament.

The Guadalupita, N.M. native spent the 2001-02 season as the top assistant and recruiting coordinator at Chicago State after spending the previous two years at Long Beach State. During her time with the 49ers, the squad reached the third round of the WNIT.

As a player, Serna was named the league freshman of the year and earned honorable mention Kodak All-America honors while competing for Central Arizona College during the 1993-94 season. After transferring to Trinity Valley Community College, she helped lead the Lady Cardinals to a 32-4 record and the NJCAA national title in 1996.

Serna then completed her collegiate career at Houston where she competed for the Cougars during the 1996-97 season. She completed her bachelor's degree in mathematics at Texas A&M-Commerce in 1998. As a prep standout at Eldorado (N.M.) High School, Serna led squad to a 46-0 record and two consecutive state championships.

Serna returned to Trinity Valley Community College in 1997 after completing her playing career at the University of Houston to coach under Budke. While on staff at Trinity Valley, the Lady Cardinals won the 1999 NJCAA national championship.

Serna's family resides in Guadalupita, N.M. Her mother, Nettie Herrera, teaches Spanish, while her sister, Cassandra, is a history teacher. She has two nephews, Carlos Bernadino Muller, Jr. and Martin Cortez as well as one niece, Lovely Isabella Alamend. Her father, John Serna, resides in Ledoux, N.M.

COACHING CAREER

Assistant Coach	Oklahoma State 2004-Pres.
Assistant Coach	Louisiana Tech 2004-2005
Assistant Coach	Fresno State 2002-2004
Assistant Coach	Chicago State 2001-2002
Assistant Coach	Long Beach State 1999-2001
Assistant Coach	Trinity Valley C.C. 1997-1999

PLAYING CAREER

Central Arizona College	1993-1994
Trinity Valley C.C.	1995-1996
Univ. of Houston	1996-1997

HONORS

ACCAC Freshman of the Year	1994
Kodak Honorable Mention All-American	1994



BILL ANNAN

Director of Player Development Third Season at OSU Kansas State, 1986

Former Kansas high school basketball coach Bill Annan is in his third season with the Oklahoma State women's basketball staff as its director of player development. Annan joined the Cowgirls after a successful stint at Washburn Rural High School.

Annan's run at the Topeka school spanned nearly two decades and resulted in a career record of 303-109. Under his guidance, the Lady Blues won three state titles, finished second twice and placed third once.

Annan assumed his duties as the head women's basketball coach at Washburn Rural in 1991, capturing state titles in 1996, 1999 and 2009 and producing runner-up finishes in 1998 and 2004. Washburn Rural's third-place effort came in 2000.

Washburn Rural won 11 Centennial League titles in 18 years under Annan's guidance and made nine state tournament appearances. His teams reached the 20-win plateau six times, including a 24-1 mark in 1998 and 2009.

A three-time Kansas Basketball Coaches Association Coach of the Year, Annan was also a seven-time pick as the conference coach of the year. On five occasions, he was named the Topeka Capital-Journal City Coach of the Year. Annan was twice named the publication's state coach of the year and was named the Kansas Coaches Association Coach of the Year in 1999.

Annan served as the KBCA president in 2002 after a three-year run as its vice-president.

He began his coaching career in 1986 at Seaman (Kan.) High School where he served five seasons as an assistant for the boys' team.

Annan received his bachelor's degree in business education from Kansas State in 1986 before receiving his master's in educational administration from K-State in 1993.

Annan's duties in his current role include overseeing its summer basketball camps and annual fundraising events. He serves as a liaison between the program and the academic services staff.

Annan and his wife, Marcia, have two sons, Trent and Grant, who are both students at OSU.

COACHING CAREER

Director of Player Development	Oklahoma State 2009-Pres.
Head Coach	Wasburn Rural HS 1991-2009
Junior Varsity Head Coach	Seaman HS 1986-1991

HONORS

Centennial League Coach of the Year	1995, 1996, 1998, 1999, 2000, 2008, 2009
NHSF Kansas Coach of the Year	1999
Topeka-Capital Journal City Coach of the Year	1996, 1998, 1999, 2008, 2009
Topeka-Capital Journal State Coach of the Year	1999, 2009
Wichita Eagle Beacon State Coach of the Year	2009





AMBER LITTLETON

Director of Basketball Operations

Fifth Season at OSU

Oklahoma State, 2006

The 2011-12 season will be the fifth for Amber Littleton as the director of basketball operations for the Cowgirl basketball program.

A vital cog in the day-to-day operations of the program, Littleton assumed her current position after having previously served as its senior staff assistant.

As director of operations, Littleton serves as a jack-of-all-trades for head coach Kurt Budke's program, assisting with scheduling and overseeing the order and distribution of equipment.

She is also in charge of the team's student managers and coordinates the program's travel schedule. In addition, she runs the squad's Hoop Troop donor program and coordinates the basketball office's day-to-day operations.

Littleton joined the Cowgirls in 2004-05 as a student staff assistant, helping with the program's recruiting correspondence.

After becoming a full-time member of the staff, Littleton expanded her duties. In addition to her daily workload, she helped with the Cowgirls' summer camps as well as coordinated various game day operations and helping with the program's marketing and fundraising.

A 2002 graduate of Millwood High School in Oklahoma City, Littleton received her bachelors of science degree in athletic training from Oklahoma State in 2006. While a student at OSU, she worked as a athletic training student with the Cowboy football and baseball squads.

Littleton is currently pursuing her master's degree in sports administration from the United States Sports Academy.

Born, Jan. 21, 1984 to Beverly Woodrow and Michael Littleton, she has three sisters, Detra, Dana and Talina. Littleton is engaged to Lee'Nell Carter of Oklahoma City.



LACEY GOLDWIRE

Graduate Assistant
 Fourth Season at OSU
 East Central, 2008

Entering her fourth season with the Cowgirl program is Lacey Goldwire. After spending two years as a student assistant, Goldwire is now in her second season as OSU's graduate assistant for the 2011-12 campaign.

In her current capacity, Goldwire assists in the production of recruiting correspondence, oversee the ballgirl program and help coordinate travel for the squad. Additionally, she is in charge of the program's community service efforts and helps conduct special events.

Goldwire arrived in Stillwater after a stellar playing career at East Central (Okla.) University.

As a senior, Goldwire averaged 21.1 points to lead the Tigers for the third-straight season. She also pulled 5.9 rebounds per game and was named the 2008 Lone Star Conference North Co-Player of the Year as well as a second-team All-South Central Region pick.

She scored 527 points during her final season to finish her career with 1,340 points, the fifth-best total in school history. That same year, she was named ECU's Athlete of the Year.

Goldwire scored in double figures in 24 of the 25 games she played as a senior and scored 20 or more points 16 times. She was a 47.8 percent field goal shooter and was an 81.3 percent free throw shooter.

The Oklahoma City native was named a Lone Star Conference North honorable mention pick as a sophomore and junior.

During her junior campaign, Goldwire averaged 12.4 points and 4.9 rebounds per game and totaled 12.0 points per contest as a sophomore. She is currently pursuing a master's degree in higher education.

Goldwire earned all-state and all-city honors during a standout prep career at Del City (Okla.) High School.

Born June 3, 1986, Goldwire received her undergraduate degree from OSU in health and human performance.

She is the daughter of Tami and Bennie Goldwire. Father played collegiately at Oklahoma and mother played at Phillips University. Has one sister, Tiffany, who currently plays at Oklahoma City University. Goldwire's cousin, Anthony Goldwire, played professionally in the CBA, NBA and overseas. He currently is a staff member for the Milwaukee Bucks.



SUPPORT STAFF



Agatha Adams
*Academic Services for
Student-Athletes*



Ryan Cameron
Media Relations



Nick Hoheisel
Strength and Conditioning



Dr. Val Gene Iven
Head Team Physician




SUPPORT STAFF



Katie O'Keefe
Athletic Training



Dr. Mark Pascale
Team Orthopedic Surgeon



Curtis Blankenship
Student Manager



Jeff Parr
Student Manager

Not Pictured

Kaylyn Pulley
Student Manager



YEAR IN REVIEW



2010-11 Oklahoma State Cowgirls



Senior
Precious Robinson



Senior
Lakyn Garrison



GAME 1

STILLWATER, Okla. - Oklahoma State's women's basketball team opened the 2010-11 season with a 68-30 win over Texas Southern on Saturday afternoon in front of 1,644 fans inside Gallagher-Iba Arena.

"It wasn't the prettiest thing in the world but it was fun," OSU head coach Kurt Budke said. "We are learning as we go, and what we learned tonight is that if we don't shoot well, as long as we play defense and rebound well we can win."

Despite having trouble getting on track offensively and hitting just three of their first 15 shots, the Cowgirls' defense held the Tigers (0-1) to a 29 percent shooting half en route to a 30-14 lead at the break.

In the second half, OSU clamped down even tighter, holding TSU to a 6-of-34 (18 percent) effort from the floor. The Cowgirls also settled in at the offensive end, hitting 48 percent of their shots over the final 20 minutes.

Sophomore Toni Young led all scorers and rebounders with 16 points and 13 boards. The double-double was the fourth of the Del City, Okla., native's young career.

Freshman Vicky McIntyre also reached double figures in the scoring column for the Cowgirls, adding 12 points to go with nine rebounds and three blocked shots in 18 minutes of work.

Senior Precious Robinson finished with eight points and six rebounds off the bench. Saturday's contest marked the collegiate debut for six OSU freshmen.

Official Basketball Box Score -- Game Totals -- Final Statistics
Texas Southern vs Oklahoma State
11-13-10 1 p.m. at Stillwater, Okla. (Gallagher-Iba Arena)

Texas Southern 30 • 0-1

Table with columns: ##, Player, Total (FG-FGA, 3-Ptr FG-FGA, FT-FTA), Rebounds (Off, Def, Tot), PF, TP, A, TO, Blk, Stl, Min. Includes player stats for Payne, Hall, Rosiji, Strickland, Cannon, Price, Highgate, Walton, Anyiam, Bennett, and Team Totals.

Summary statistics for Texas Southern: FG % 1st Half: 6-21 28.6%, 2nd half: 6-34 17.6%, Game: 12-55 21.8%; 3FG % 1st Half: 1-5 20.0%, 2nd half: 1-14 7.1%, Game: 2-19 10.5%; FT % 1st Half: 1-4 25.0%, 2nd half: 3-3 100.0%, Game: 4-7 57.1%. Deadball Rebounds: 2.

Oklahoma State 68 • 1-0

Table with columns: ##, Player, Total (FG-FGA, 3-Ptr FG-FGA, FT-FTA), Rebounds (Off, Def, Tot), PF, TP, A, TO, Blk, Stl, Min. Includes player stats for Young, Kellar, Garrison, Bias, Blair-Mobley, Robinson, Bryan, Howard, Crutchfield, Suttles, Dorsett, McIntyre, and Team Totals.

Summary statistics for Oklahoma State: FG % 1st Half: 12-34 35.3%, 2nd half: 14-29 48.3%, Game: 26-63 41.3%; 3FG % 1st Half: 1-14 7.1%, 2nd half: 2-10 20.0%, Game: 3-24 12.5%; FT % 1st Half: 5-7 71.4%, 2nd half: 8-10 80.0%, Game: 13-17 76.5%. Deadball Rebounds: 2.

Officials: Felicia Grinter, Brian Hall, Allyn Richardson
Technical fouls: Texas Southern-None. Oklahoma State-None.
Attendance: 1644

Score by periods table with columns: 1st, 2nd, Total. Texas Southern: 14, 16, 30. Oklahoma State: 30, 38, 68.

Points table with columns: In, Off, 2nd, Fast, Bench. TSU: 12, 9, 4, 4, 10. OSU: 38, 30, 22, 16, 32.

Last FG - TSU 2nd-02;29, OSU 2nd-00:31.
Largest lead - TSU None, OSU by 38 2nd-03:17.

Score tied - 1 time.
Lead changed - 0 times.



GAME 2

STILLWATER, Okla. - Oklahoma State's women's basketball team moved to 2-0 on the year with an 84-40 win over Grambling State on Thursday night in front of 2,006 fans inside Gallagher-Iba Arena.

For the second consecutive game, the Cowgirls were impressive at the defensive end of the floor, limiting the Tigers (0-4) to 12 points on a 3-of-25 effort from the floor in the first half.

The Cowgirls opened the game with a 12-2 run and kept GSU in single digits until the 1:53 mark of the first half. Behind sophomore Toni Young's 10 points in the first half, OSU led 41-12 at the intermission. The Del City, Okla., native recorded her second-straight double-double, finishing with 14 points and 14 rebounds.

OSU owned the glass, outrebounding the Tigers by a 59-31 count. Despite committing 24 turnovers of their own, the Cowgirls forced GSU into 26 miscues in the contest, scoring 22 points off those turnovers.

Freshman Tiffany Bias led all scorers with 17 points to go with four assists and three steals, while fellow freshman Kendra Suttles (11 points) and junior Carolyn Blair-Mobley (10 points) also reached double figures in the scoring column.

Senior Precious Robinson narrowly missed matching Young's double-double performance, turning in a 9-point, 12-rebound effort.

Official Basketball Box Score -- Game Totals -- Final Statistics
Grambling State vs Oklahoma State
11-18-10 7 p.m. at Stillwater, Okla. (Gallagher-Iba Arena)

Grambling State 40 • 0-4

#	Player	Total		3-Ptr		Rebounds			PF	TP	A	TO	Blk	Stl	Min
		FG-FGA	FG-FGA	FT-FTA	Off	Def	Tot								
13	Blocker, Jasher	f	0-2	0-0	2-2	0	3	3	3	2	1	2	0	1	24
23	Anderson, Secrett	f	4-11	0-0	4-6	4	3	7	4	12	4	3	4	4	30
11	Harper, Kristen	g	0-3	0-2	0-0	0	0	0	1	0	0	2	0	0	13
22	Dobbins, Rachele	g	2-10	0-1	3-4	0	2	2	3	7	0	10	0	2	32
24	Mack, Tonishea	g	2-8	1-7	0-2	2	3	5	2	5	2	2	0	2	25
03	Johnson, Breanna		1-2	1-2	0-0	0	0	0	0	3	0	0	0	1	2
04	Brown, Whitney		0-2	0-2	0-0	0	0	0	0	0	0	2	0	0	10
10	Allen, Brittney		1-6	1-5	0-0	0	0	0	0	3	0	1	0	0	8
12	Watson, Alexis		0-2	0-1	0-0	0	1	1	1	0	0	0	0	0	7
20	Brown, Deleisa		0-1	0-1	0-0	0	0	0	0	0	0	0	0	0	3
30	Wyche, Keniqua		2-8	1-2	1-2	0	3	3	0	6	0	0	0	0	20
34	Mitchell, Aricia		0-0	0-0	0-0	0	0	0	0	0	0	0	0	0	0+
45	Randle, Wyneshia		1-1	0-0	0-0	0	2	2	3	2	2	3	0	1	20
50	Mccowan, Bianca		0-0	0-0	0-0	1	3	4	1	0	0	1	0	0	6
Team						4	0	4							
Totals			13-56	4-23	10-16	11	20	31	18	40	9	26	4	11	200
FG % 1st Half: 3-25		12.0%	2nd half: 10-31		32.3%	Game: 13-56		23.2%							Deadball
3FG % 1st Half: 1-7		14.3%	2nd half: 3-16		18.8%	Game: 4-23		17.4%							Rebounds
FT % 1st Half: 5-10		50.0%	2nd half: 5-6		83.3%	Game: 10-16		62.5%							4

Oklahoma State 84 • 2-0

#	Player	Total		3-Ptr		Rebounds			PF	TP	A	TO	Blk	Stl	Min
		FG-FGA	FG-FGA	FT-FTA	Off	Def	Tot								
15	Young, Toni	f	5-15	0-0	4-7	7	7	14	2	14	1	0	6	4	25
25	Keller, Lindsey	f	0-3	0-1	0-0	0	1	1	2	0	0	0	0	0	11
00	Garrison, Lakyn	g	2-10	1-8	0-0	0	2	2	0	5	0	2	0	1	25
03	Bias, Tiffany	g	5-9	3-6	4-4	1	3	4	2	17	4	3	0	3	21
05	Blair-Mobley, Caroly	g	3-3	1-1	3-3	3	4	7	2	10	2	2	1	2	22
01	Robinson, Precious		3-8	0-0	3-4	5	7	12	2	9	2	3	0	2	15
11	Bryan, Jenni		1-2	1-1	1-2	0	3	3	3	4	1	2	0	0	14
13	Howard, Heather		2-4	2-4	0-0	0	0	0	1	6	1	2	0	2	15
24	Crutchfield, Carissa		0-1	0-1	0-2	1	3	4	1	0	4	1	0	0	19
31	Suttles, Kendra		4-10	1-2	2-2	4	1	5	1	11	0	4	0	1	19
34	McIntyre, Vicky		4-4	0-0	0-0	3	2	5	3	8	2	5	1	0	14
Team						1	1	2							
Totals			29-69	9-24	17-24	25	34	59	19	84	17	24	8	15	200
FG % 1st Half: 15-38		39.5%	2nd half: 14-31		45.2%	Game: 29-69		42.0%							Deadball
3FG % 1st Half: 5-15		33.3%	2nd half: 4-9		44.4%	Game: 9-24		37.5%							Rebounds
FT % 1st Half: 6-8		75.0%	2nd half: 11-16		68.8%	Game: 17-24		70.8%							2

Officials: Jesse Dickerson, Luis Gonzalez, Jules Gallien
 Technical fouls: Grambling State-None, Oklahoma State-None.
 Attendance: 2006

Score by periods	1st	2nd	Total
Grambling State	12	28	40
Oklahoma State	41	43	84

Points	In	Off	2nd	Fast	Bench
GSU	Paint	T/O	Chance	Break	
10	12	9	8	14	
OSU	32	42	23	2	38

Last FG - GSU 2nd-02:11, OSU 2nd-01:01.
 Largest lead - GSU None, OSU by 48 2nd-03:09.

Score tied - 0 times.
 Lead changed - 0 times.



GAME 3

STILLWATER, Okla. - Oklahoma State's women's basketball team improved to 3-0 after handing Centenary a 91-41 loss on Saturday afternoon in front of 1,996 fans inside Gallagher-Iba Arena.

Eight minutes into the contest, the Cowgirls led by just two at 12-10 before using a 23-4 run over the next eight-minute stretch to begin to pull away. OSU shot 50 percent from the floor during the first half to lead 43-19 at the break.

In the second half, the Cowgirls extended their lead despite losing sophomore Toni Young, who had recorded double-doubles in the squad's first two games. The Del City, Okla., native fouled out at the 13:35 mark after playing just 10 minutes in the contest.

Without Young for much of the day, several OSU freshmen stepped up in her absence.

Freshman Vicky McIntyre led OSU with a career-high 19 points on a 9-of-12 performance from the floor in just 17 minutes of action. Classmate Tiffany Bias reached double figures for the second-straight game, chipping in with 13 points of her own.

Despite cracking the 90-point plateau, McIntyre and Bias were the only Cowgirls to reach double figures. With the Cowgirls spread the wealth offensively, all 12 players got into the scoring column. OSU's unselfish play also resulted in 27 assists, including seven from freshman Jenni Bryan.

Fellow freshman Carissa Crutchfield added nine points and five assists as well off the bench.

Ne-Ne Cook led Centenary with 16 points in the contest.

Official Basketball Box Score -- Game Totals -- Final Statistics
Centenary vs Oklahoma State
11-20-10 2 p.m. at Stillwater, Okla. (Gallagher-Iba Arena)

Centenary 41 • 0-2

Table with 13 columns: #, Player, FG-FGA, 3-Ptr, FT-FTA, Rebounds, PF, TP, A, TO, Blk, Stl, Min. Rows include Jackson, Ashley; Farrell, Anne; Sharp-Moore, Vashni; Cook, Ne-Ne; Daniel, Megan; Shamblin, Tandra; Vidovic, Katarina; Lynch, Samantha; Rice, Kendra; Sanders, Jalena; Team; Totals.

FG % 1st Half: 7-26 26.9% 2nd half: 8-32 25.0% Game: 15-58 25.9% Deadball Rebounds 2
3FG % 1st Half: 3-9 33.3% 2nd half: 1-9 11.1% Game: 4-18 22.2%
FT % 1st Half: 2-4 50.0% 2nd half: 5-6 83.3% Game: 7-10 70.0%

Oklahoma State 91 • 3-0

Table with 13 columns: #, Player, FG-FGA, 3-Ptr, FT-FTA, Rebounds, PF, TP, A, TO, Blk, Stl, Min. Rows include Young, Toni; Keller, Lindsey; Garrison, Lakyn; Bias, Tiffany; Blair-Mobley, Caroly; Robinson, Precious; Bryan, Jenni; Howard, Heather; Crutchfield, Carissa; Suttles, Kendra; Dorsett, Jazmyn; McIntyre, Vicky; Team; Totals.

FG % 1st Half: 17-34 50.0% 2nd half: 21-43 48.8% Game: 38-77 49.4% Deadball Rebounds 4
3FG % 1st Half: 3-6 50.0% 2nd half: 3-11 27.3% Game: 6-17 35.3%
FT % 1st Half: 6-7 85.7% 2nd half: 3-7 42.9% Game: 9-14 64.3%

Officials: Lisa Mattingly, Chaney Muench, Marcus Clayton
Technical Fouls: Centenary-None, Oklahoma State-None.
Attendance: 1996
Fouled Out: OSU #15 (13:35), CC #30 (2:12)

Score by periods table with columns: Score by periods, 1st, 2nd, Total. Rows: Centenary (19, 22, 41), Oklahoma State (43, 48, 91)

Points table with columns: Points, In Paint, T/O, 2nd Chance, Fast Break, Bench. Rows: CC (12, 9, 7, 0, 4), OSU (54, 24, 20, 8, 59)

Last FG - CC 2nd-04:18, OSU 2nd-00:09.
Largest lead - CC by 2 1st-16:55, OSU by 50 2nd-00:09.

Score tied - 2 times.
Lead changed - 2 times.



GAME 4

STILLWATER, Okla. — Oklahoma State’s women’s basketball team got a pair of double-double performances en route to an 82-52 win over UT Arlington on Monday night in front of 2,116 fans inside Gallagher-Iba Arena.

Sophomore Toni Young logged her third double-double in the squad’s first four outings, finishing with 20 points and 10 rebounds, while freshman Vicky McIntyre tallied 10 points and a game-high 13 boards in her first career start for OSU (4-0).

Tiffany Bias nearly made it three Cowgirls with a double-double night, finishing with 10 points and nine assists.

UTA (1-3) kept it close in the first half, trailing 39-29 at the break behind a 17-point half from Tamara Simmons. The senior guard hit all five of her 3-pointers on the night and missed just two of her 14 shots on her way to a game-high 30 points.

After Simmons hit back-to-back buckets to cut the lead to seven in the second half, the Cowgirls used a 19-3 run to gain a little breathing room.

Senior Lakyn Garrison, broke out of her shooting slump in a big way over the final 20 minutes. The Wickes, Ark., native scored 15 of her 17 points, behind a 5-of-8 effort from beyond the 3-point line, in the second period to help OSU pull away. Garrison had made just two of her 23 attempts through the Cowgirls’ first three games, before recording a new career-high point total.

Official Basketball Box Score -- Game Totals -- Final Statistics
UT Arlington vs Oklahoma State
11-22-10 7 p.m. at Stillwater, Okla. (Gallagher-Iba Arena)

UT Arlington 52 • 1-3

#	Player	Total		3-Ptr		Rebounds			PF	TP	A	TO	Blk	Stl	Min
		FG-FGA	FG-FGA	FT-FTA	Off	Def	Tot								
32	Martin, Shalyn	f	1-7	0-3	1-1	1	9	10	3	3	3	4	1	2	33
33	Smith, Jasmine	f	4-13	0-0	0-2	4	2	6	1	8	1	1	1	0	32
34	Rhymes, Hailee	f	0-3	0-0	2-2	1	1	2	3	2	0	4	0	0	23
10	Taylor, LaNell	g	0-5	0-3	0-0	0	1	1	1	0	1	3	0	1	21
20	Simmons, Tamara	g	12-14	5-5	1-1	0	5	5	0	30	0	4	0	1	37
03	Green, Malaika	g	0-1	0-1	0-0	0	0	0	0	0	0	1	0	0	2
11	DeNure, Sabreena	g	2-5	1-2	0-0	1	1	2	2	5	2	1	0	1	28
21	Walker, Briana	g	0-0	0-0	1-2	0	0	0	2	1	0	2	0	0	6
23	Rodriguez, Michelle	g	1-7	1-6	0-0	0	0	0	1	3	0	0	0	0	5
24	Goins, Che'Van	g	0-0	0-0	0-0	0	0	0	0	0	0	0	0	0	1
44	Nwanguma, Desherra	g	0-2	0-0	0-0	0	2	2	1	0	0	0	0	0	12
Team						2	1	3							
Totals			20-57	7-20	5-8	9	22	31	14	52	7	20	2	5	200
FG % 1st Half: 11-29		37.9%	2nd half: 9-28		32.1%	Game: 20-57		35.1%							Deadball
3FG % 1st Half: 3-6		50.0%	2nd half: 4-14		28.6%	Game: 7-20		35.0%							Rebounds
FT % 1st Half: 4-4		100.0%	2nd half: 1-4		25.0%	Game: 5-8		62.5%							2

Oklahoma State 82 • 4-0

#	Player	Total		3-Ptr		Rebounds			PF	TP	A	TO	Blk	Stl	Min
		FG-FGA	FG-FGA	FT-FTA	Off	Def	Tot								
15	Young, Toni	f	9-17	0-0	2-4	5	5	10	1	20	2	1	0	2	30
34	McIntyre, Vicky	c	5-11	0-0	0-1	8	5	13	1	10	0	3	3	1	24
00	Garrison, Lakyn	g	6-10	5-8	0-0	0	5	5	0	17	0	1	0	1	21
03	Bias, Tiffany	g	4-15	0-6	2-2	2	1	3	1	10	9	5	0	4	30
05	Blair-Mobley, Caroly	g	2-7	1-4	0-0	2	4	6	1	5	0	0	0	0	26
01	Robinson, Precious	g	0-1	0-0	0-0	0	0	0	0	2	0	0	0	0	3
11	Bryan, Jenni	g	0-1	0-1	2-4	2	4	6	1	2	2	1	0	0	13
13	Howard, Heather	g	2-5	2-4	0-0	1	1	2	1	6	1	0	0	0	13
24	Crutchfield, Carissa	g	2-7	1-3	4-4	2	1	3	1	9	3	1	0	2	14
25	Keller, Lindsey	g	1-3	0-0	1-2	4	2	6	1	3	2	1	0	0	16
31	Suttles, Kendra	g	0-4	0-1	0-0	2	1	3	0	0	0	2	0	0	7
33	Dorsett, Jazmyn	g	0-0	0-0	0-0	0	0	0	0	0	0	0	0	0	3
Team						2	0	2							
Totals			31-81	9-27	11-17	30	29	59	10	82	19	15	3	10	200
FG % 1st Half: 16-40		40.0%	2nd half: 15-41		36.6%	Game: 31-81		38.3%							Deadball
3FG % 1st Half: 2-10		20.0%	2nd half: 7-17		41.2%	Game: 9-27		33.3%							Rebounds
FT % 1st Half: 5-10		50.0%	2nd half: 6-7		85.7%	Game: 11-17		64.7%							4

Officials: Bob Trammell, Lawson Newton, Darcy Schlabach
 Technical fouls: UT Arlington-None, Oklahoma State-None.
 Attendance: 2116

Score by periods	1st	2nd	Total
UT Arlington	29	23	52
Oklahoma State	39	43	82

	In Point	Off T/O	2nd Chance	Fast Break	Bench
UTA	12	18	9	2	9
OSU	30	23	26	4	20

Last FG - UTA 2nd-01:06, OSU 2nd-00:39.
 Largest lead - UTA by 2 1st-16:17, OSU by 31 2nd-00:39.

Score tied - 2 times.
 Lead changed - 2 times.



GAME 5

ALBUQUERQUE, N.M. - Oklahoma State's women's basketball team advanced to the championship game at the UNM Thanksgiving Classic on Friday after defeating Rhode Island, 94-45 at The Pit.

The Cowgirls (5-0) controlled the contest from the opening tip, racing out to a 15-0 lead. OSU built the lead to 22 while holding the Rams (3-2) to just four points through the game's first 10 minutes.

Senior Lakyn Garrison drilled four 3-pointers en route to a 14-point half to send the Cowgirls into the locker room with a 46-19 lead. The margin marked the fourth time this season OSU has held the opposition below 20 points in the opening half.

In the second half, OSU used a 16-0 run to push the margin over 40 at 79-33.

After shooting 47 percent from the floor in the first half, the Cowgirls shot 61 percent over the final 20 minutes.

Sophomore Toni Young led a balanced offensive output, finishing with a game-high 18 points on a 7-of-8 performance from the floor.

With 17 points on the night, Garrison matched her career high set in OSU's last outing against UT Arlington.

Joining the duo in double figures was sophomore Lindsey Keller, who finished with 10 points on the night.

All 12 Cowgirls scored in the contest and all but two recorded assists on the night. Overall, OSU finished with 24 assists, while holding Rhode Island to just 16 field goals.

Defensively, the Cowgirls turned 25 Ram turnovers into 32 points.

Official Basketball Box Score -- Game Totals -- Final Statistics

Rhode Island vs Oklahoma State
11-26-10 5 PM MST at Albuquerque, NM/The Pit

Rhode Island 45 • 3-2

Table with columns: Player, FG-FGA, 3-Ptr, FT-FTA, Rebounds, PF, TP, A, TO, Blk, Stl, Min. Lists stats for 12 players and team totals.

Summary statistics table for Rhode Island: FG % 1st Half: 8-26 30.8%, 2nd half: 8-28 28.6%, Game: 16-54 29.6%, 3FG % 1st Half: 3-9 33.3%, 2nd half: 5-14 35.7%, Game: 8-23 34.8%, FT % 1st Half: 0-1 0.0%, 2nd half: 5-6 83.3%, Game: 5-7 71.4%, Deadball Rebounds: 0

Oklahoma State 94 • 5-0

Table with columns: Player, FG-FGA, 3-Ptr, FT-FTA, Rebounds, PF, TP, A, TO, Blk, Stl, Min. Lists stats for 13 players and team totals.

Summary statistics table for Oklahoma State: FG % 1st Half: 17-36 47.2%, 2nd half: 19-31 61.3%, Game: 36-67 53.7%, 3FG % 1st Half: 6-17 35.3%, 2nd half: 5-7 71.4%, Game: 11-24 45.8%, FT % 1st Half: 6-9 66.7%, 2nd half: 5-6 83.3%, Game: 11-15 73.3%, Deadball Rebounds: 9,1

Officials: Wanda Szeremeta, Ernest Solis, Robert Strong
Technical fouls: Rhode Island-None, Oklahoma State-None.
Attendance: 7571
Holiday Express-Midtown Thanksgiving Tournament

Score by periods table with columns: Period, 1st, 2nd, Total. Shows scores for Rhode Island (19, 26, 45) and Oklahoma State (46, 48, 94).

Points table with columns: In, Off, 2nd, Fast, Bench. Shows points for URI (10, 9, 10, 3, 6) and OSU (40, 32, 24, 14, 43).

Last FG - URI 2nd-00:04, OSU 2nd-00:59.
Largest lead - URI None, OSU by 53 2nd-00:59.

Score tied - 0 times.
Lead changed - 0 times.



GAME 6

STILLWATER, Okla. - Oklahoma State's women's basketball team knocked off New Mexico, 74-65, in double overtime during the championship game on Saturday night at the UNM Thanksgiving Classic in front of 7,528 fans inside The Pit.

OSU (6-0) struggled offensively in the first half, as the Lobos (3-2) led for the entire first half. UNM led by as many as eight before the Cowgirls began to get on track and close the gap. OSU trailed 27-26 at the break.

The Cowgirls took their first lead of the night on a layup by Toni Young on their third possession of the second half. Over the final 20 minutes, the lead changed hands four times and the score was knotted on seven occasions with neither team leading by more than four.

With the score tied at 49 apiece and 1:14 remaining, the Lobos took a two-point lead on a pair of free throws before Young hit a jumper to tie the game before UNM answered with a jumper of their own. However, freshman Vicky McIntyre sent the contest into overtime with a layup with 24 seconds remaining.

OSU led by as many as five twice in the first overtime, but could not put the game away as Young missed a jumper as time expired to force the second overtime.

After New Mexico tied the game with 4:14 left in the second extra period, the Cowgirls reeled off the final nine points of the night.

Young finished with a career-high 25 points and was joined on the all-tournament team by freshman Tiffany Bias, who scored 12 points to go with nine assists.

McIntyre added a career-high 20 points of her own.

Official Basketball Box Score -- Game Totals -- Final Statistics
Oklahoma State vs New Mexico
11-27-10 7:25 PM MST at Albuquerque, NM/The Pit

Oklahoma State 74 • 6-0

#	Player	Total		3-Ptr	Rebounds			PF	TP	A	TO	Blk	Stl	Min	
		FG-FGA	FG-FGA	FT-FTA	Off	Def	Tot								
15	Young, Toni	f	11-28	0-0	3-3	7	3	10	4	25	2	2	2	2	37
25	Keller, Lindsey	c	0-3	0-1	0-0	3	3	6	4	0	0	0	0	1	20
00	Garrison, Lakyn	g	0-2	0-2	0-0	0	1	1	3	0	0	3	0	0	18
03	Bias, Tiffany	g	3-19	1-8	5-7	2	5	7	1	12	9	6	0	2	47
05	Blair-Mobley, Caroly	g	1-3	0-2	0-0	1	1	2	2	2	1	0	0	0	36
01	Robinson, Precious		1-2	0-0	0-0	2	6	8	0	2	0	3	0	0	15
11	Bryan, Jenni		3-6	2-3	3-4	1	4	5	2	11	1	4	0	0	28
13	Howard, Heather		0-0	0-0	0-0	0	3	3	0	0	0	0	1	0	6
24	Crutchfield, Carissa		1-2	0-0	0-0	0	4	4	0	2	1	0	0	0	14
31	Suttles, Kendra		0-0	0-0	0-0	0	0	0	0	0	0	0	0	0	2
34	McIntyre, Vicky		7-10	0-0	6-6	2	1	3	5	20	0	0	1	0	27
Team						1	4	5							
Totals			27-75	3-16	17-20	19	35	54	21	74	14	18	4	5	250

FG % 1st Half:	8-24	33.3%	2nd half:	12-33	36.4%	OT:	7-18	38.9%	Game:	27-75	36.0%	Deadball	
3FG % 1st Half:	2-6	33.3%	2nd half:	1-9	11.1%	OT:	0-1	0.0%	Game:	3-16	18.8%	Rebounds	0
FT % 1st Half:	8-9	88.9%	2nd half:	2-3	66.7%	OT:	7-8	87.5%	Game:	17-20	85.0%		

New Mexico 65 • 3-2

#	Player	Total		3-Ptr	Rebounds			PF	TP	A	TO	Blk	Stl	Min	
		FG-FGA	FG-FGA	FT-FTA	Off	Def	Tot								
14	ERSKINE, Jourdan	f	1-6	0-2	2-3	0	4	4	3	4	2	0	1	2	42
23	TORRANCE, Porche	f	6-7	0-0	0-2	1	5	6	4	12	4	1	1	3	31
04	DOUGHTY, Tina	g	5-10	1-1	0-1	0	0	0	3	11	4	3	0	1	43
11	TAYLOR, Lauren	g	3-6	1-3	8-8	1	3	4	0	15	2	4	0	2	37
32	BEST, Amanda	g	3-16	0-2	4-4	2	9	11	4	10	0	4	2	1	46
21	PATTERSON, Jasmine		0-2	0-0	0-0	0	0	0	1	0	0	0	0	0	4
04	DURBIN, Caroline		4-5	1-2	0-0	0	1	1	1	9	0	1	0	0	20
31	BOETTCHER, Erin		0-1	0-0	0-0	0	0	0	1	0	2	1	0	0	8
52	KIPLINSKI, Jessica		2-8	0-3	0-0	1	1	2	3	4	1	2	1	0	19
Team						0	9	9							
Totals			24-61	3-13	14-18	5	32	37	20	65	15	16	5	9	250

FG % 1st Half:	12-30	40.0%	2nd half:	10-23	43.5%	OT:	2-8	25.0%	Game:	24-61	39.3%	Deadball	
3FG % 1st Half:	3-8	37.5%	2nd half:	0-2	0.0%	OT:	0-3	0.0%	Game:	3-13	23.1%	Rebounds	1
FT % 1st Half:	0-4	0.0%	2nd half:	6-6	100.0	OT:	8-8	100.0	Game:	14-18	77.8%		

Officials: Robert Strong, Glen Dixon, Ernest Solis
 Technical fouls: Oklahoma State-None, New Mexico-None.
 Attendance: 7528
 Holiday Express-Midtown Thanksgiving Tournament Championship

Score by periods	1st	2nd	OT	OT2	Total
Oklahoma State	26	27	10	11	74
New Mexico	27	26	10	2	65

	In	Off	2nd	Fast	Benef
Points	Paint	T/O	Chance	Break	15
OSU	44	19	13	6	33
NM	16	21	8	2	15

Last FG - OSU OT2-00:33, NM OT2-04:14.
 Largest lead - OSU by 9 OT2-00:24, NM by 8 1st-09:51.

Score tied - 9 times.
 Lead changed - 7 times.



GAME 7

STILLWATER, Okla. - Oklahoma State's women's basketball improved to 7-0 on the year with a 55-52 come-from-behind victory over UALR in front of 1,926 fans inside Gallagher-Iba Arena on Thursday night.

The Cowgirls trailed the Trojans (3-3) by double figures on three separate occasions in the second half, the last being a 10-point margin with 4:36 remaining before closing the game on a 17-4 run.

The two teams struggled offensively in the first half with the Cowgirls managing just 19 points, including three over the final seven minutes. Trailing 16-11 with seven minutes remaining, UALR scored 15 of the final 18 points in the half to take a 26-19 lead into the break.

OSU drew even with a 7-2 run to start the second half, before the Trojans used a 13-0 run that included eight points from Chastity Reed to take its biggest lead of the night at 43-30.

Over the game's final four-plus minutes, the Cowgirls answered with the decisive final run. A pair of free throws from sophomore Toni Young cut the lead to 48-43 before Reed answered with a jumper with 2:21 remaining.

Reed, who finished with a game-high 19 points, was whistled for traveling with 15 ticks remaining to give the Cowgirls a chance to win in regulation.

With five seconds remaining, Young delivered, hitting a 15-foot jumper to provide the game-winning basket. Young finished with 14 points, while Keller logged a double-double, finishing with 14 points and 10 rebounds.

Official Basketball Box Score -- Game Totals -- Final Statistics
UALR vs Oklahoma State
12-02-10 7 p.m. at Stillwater, Okla. (Gallagher-Iba Arena)

UALR 52 • 3-3

Box score table for UALR vs Oklahoma State. Columns include Player, FG-FGA, 3-Ptr FG-FGA, FT-FTA, Rebounds (Off, Def, Tot), PF, TP, A, TO, Blk, Stl, Min. Includes team totals and percentage breakdowns for 1st and 2nd halves.

Oklahoma State 55 • 7-0

Box score table for Oklahoma State vs UALR. Columns include Player, FG-FGA, 3-Ptr FG-FGA, FT-FTA, Rebounds (Off, Def, Tot), PF, TP, A, TO, Blk, Stl, Min. Includes team totals and percentage breakdowns for 1st and 2nd halves.

Officials: Eric Brewton, Metta Roberts, Ernie Solis
Technical fouls: UALR-None. Oklahoma State-None.
Attendance: 1926
Fouled Out: UALR #20 (:04)

Score by periods table with columns for 1st, 2nd, and Total scores for UALR and Oklahoma State.

Points in game table with columns for In, Off, 2nd, Fast, Bench points and T/O, Chance, Break for UALR and OSU.

Last FG - UALR 2nd-02:21, OSU 2nd-00:05.
Largest lead - UALR by 13 2nd-08:51, OSU by 5 1st-07:16.

Score tied - 6 times.
Lead changed - 5 times.



GAME 8

STILLWATER, Okla. — Oklahoma State's women's basketball team gutted out its 48th-straight non-conference home win on Sunday afternoon, earning a 50-42 victory over Wisconsin in the inaugural Big Ten-Big 12 Challenge in front of 2,189 fans inside Gallagher-Iba Arena.

Despite hitting just 13 of their 57 shots (23 percent) from the floor, the Cowgirls once again used a strong defensive effort to improve to 8-0 on the year. OSU's defensive pressure gave the Badgers (2-7) trouble all day as the Cowgirls forced 25 turnovers and outscored Wisconsin by a 23-5 count off miscues.

OSU shot 32 percent in the first half, but took a 31-29 lead into the intermission after forcing 14 turnovers.

The second half saw both teams hit just five field goals apiece and combine to hit two of their 26 3-point attempts.

Senior Lakyn Garrison hit her lone 3-pointer at a crucial time, connecting from the top of the key to put OSU in front for good, 41-40, with 5:47 on the clock.

With both squads struggling offensively, neither side led by more than two until Bias hit a layup to put the Cowgirls in front 43-40 with 4:20 remaining. The Andover, Kan., native scored the game's next four points on free throws before sophomore Toni Young added a layup with just under two minutes remaining to extend the lead to 49-40.

Bias led all scorers with 14 points, while Suttles came off the bench to add 10 of her own.

Official Basketball Box Score -- Game Totals -- Final Statistics
Wisconsin vs Oklahoma State
12-05-10 2 p.m. at Stillwater, Okla. (Gallagher-Iba Arena)

Wisconsin 42 • 2-7

#	Player	f	Total			3-Ptr			Rebounds			PF	TP	A	TO	Blk	Stl	Min
			FG	FGA	FT	FTA	Off	Def	Tot									
04	Steinbauer, Tara	f	3-5	0-0	0-0	0	0	0	2	6	4	1	0	0	0	0	26	
33	Zastrow, Lin	f	4-6	0-0	0-0	3	5	8	4	8	1	3	0	0	0	0	34	
02	Wurtz, Taylor	g	3-9	2-5	0-0	1	14	15	2	8	1	2	0	0	0	0	32	
05	Paige, Morgan	g	2-7	2-4	0-0	0	1	1	3	6	1	5	1	0	0	0	30	
30	Karel, Alyssa	g	1-8	1-4	2-4	1	4	5	4	5	2	6	0	0	0	0	31	
00	Davis, Jade		2-9	1-7	0-0	3	7	10	3	5	0	0	0	0	0	0	27	
03	Neal, Emily		0-1	0-1	0-0	0	0	0	0	0	0	1	0	0	0	0	0	
23	Thomas, Ashley		0-1	0-1	0-0	0	0	0	1	0	0	1	0	0	0	0	5	
40	Covington, Anya		2-4	0-0	0-0	1	2	3	0	4	0	4	0	0	0	0	13	
43	Rochel, Cassie		0-0	0-0	0-0	0	0	0	1	0	0	1	0	0	0	0	2	
Team						2	2	4										
Totals			17-50	6-22	2-4	11	35	46	20	42	9	25	1	0	0	0	200	

FG % 1st Half: 12-26 46.2% 2nd half: 5-24 20.8% Game: 17-50 34.0%
 3FG % 1st Half: 5-11 45.5% 2nd half: 1-11 9.1% Game: 6-22 27.3%
 FT % 1st Half: 0-0 0.0% 2nd half: 2-4 50.0% Game: 2-4 50.0%

Deadball Rebounds 1

Oklahoma State 50 • 8-0

#	Player	f	Total			3-Ptr			Rebounds			PF	TP	A	TO	Blk	Stl	Min
			FG	FGA	FT	FTA	Off	Def	Tot									
15	Young, Toni	f	4-6	0-0	0-2	2	6	8	3	8	0	1	1	2	0	0	20	
34	McIntyre, Vicky	c	0-3	0-0	1-2	1	2	3	0	1	1	0	1	0	0	0	12	
03	Bias, Tiffany	g	2-12	1-6	9-10	0	0	0	3	14	2	3	0	5	35			
05	Blair-Mobley, Caroly	g	0-3	0-2	1-2	1	1	2	0	1	0	0	0	0	0	21		
11	Bryan, Jenni	g	1-3	0-1	5-5	1	2	3	4	7	0	2	0	0	0	13		
00	Garrison, Lakyn		2-9	1-8	1-2	0	0	0	0	6	0	0	0	0	0	0	19	
01	Robinson, Precious		0-3	0-0	0-0	2	5	7	1	0	0	1	0	0	0	13		
13	Howard, Heather		0-4	0-2	0-0	3	2	5	0	0	0	0	2	0	0	15		
24	Crutchfield, Carissa		1-2	0-1	1-2	3	1	4	0	3	1	0	0	2	0	17		
25	Keller, Lindsey		0-4	0-4	0-0	0	1	1	1	0	1	1	1	0	0	21		
31	Suttles, Kendra		3-8	2-4	2-2	1	2	3	2	10	0	2	3	0	0	14		
Team						0	1	1										
Totals			13-57	4-28	20-27	14	23	37	14	50	5	10	8	9	0	0	200	

FG % 1st Half: 8-25 32.0% 2nd half: 5-32 15.6% Game: 13-57 22.8%
 3FG % 1st Half: 3-13 23.1% 2nd half: 1-15 6.7% Game: 4-28 14.3%
 FT % 1st Half: 12-16 75.0% 2nd half: 8-11 72.7% Game: 20-27 74.1%

Deadball Rebounds 2

Officials: Scott Yarbrough, Michael Price, Cameron Inouye
 Technical fouls: Wisconsin-None. Oklahoma State-None.
 Attendance: 2189

Score by periods	1st	2nd	Total
Wisconsin	29	13	42
Oklahoma State	31	19	50

	In	Off	2nd	Fast	Bench
Points	Paint	T/O	Chance	Break	
WIS	20	5	10	2	9
OSU	12	25	12	2	19

Last FG - WIS 2nd-00:19, OSU 2nd-01:56,
 Largest lead - WIS by 6 1st-16:09, OSU by 9 2nd-01:56.

Score tied - 8 times,
 Lead changed - 7 times.



GAME 9

STILLWATER, Okla. (AP) - After bringing in another stock of top-notch freshmen, Joanne P. McCallie has No. 5 Duke loaded with depth and talent.

Oklahoma State felt the full force of it for a half and left with its first loss of the season.

Karima Christmas scored 16 points, Allison Vernerey added a season-high 12 and Duke deployed a ravenous pressure defense to rout the previously unbeaten Cowgirls 73-45 on Sunday.

The Blue Devils (11-0) forced 17 first-half turnovers and rushed out to a 29-point halftime lead on their way to their sixth road win this season.

Oklahoma State (8-1) was especially vulnerable to the full-court press with two freshmen taking over at point guard for departed second-team All-American Andrea Riley, the Big 12's all-time scoring leader. It was also the team's first game against a ranked opponent this season, and Duke was the highest-ranked nonconference team to play in Stillwater since 1989.

Garrison tied a school record with six 3-pointers and scored a career-high 20 points for the Cowgirls, who had a 48-game non-conference winning streak at Gallagher-Iba Arena snapped. Oklahoma State has been a regular in the Top 25 in recent years, but is rebuilding after losing Riley and Tegan Cunningham - who made up the highest-scoring tandem in the nation last season.

After committing two quick turnovers to fall behind 3-0, Duke simply overwhelmed the inexperienced Cowgirls with a full-court press to spark a 17-0 run. Oklahoma State committed 13 turnovers while getting only three shots off in the first 9 minutes of the game.

Official Basketball Box Score -- Game Totals -- Final Statistics
Duke vs Oklahoma State
12-12-10 1 p.m. at Stillwater, Okla. (Gallagher-Iba Arena)

Duke 73 • 11-0

Table with columns: #, Player, FG-FGA, 3-PT, FT-FTA, Rebounds (Off, Def, Tot), PF, TP, A, TO, Blk, Stl, Min. Lists stats for 13 players and team totals.

FG % 1st Half: 12-23 52.2% 2nd half: 12-29 41.4% Game: 24-52 46.2%
3FG % 1st Half: 5-7 71.4% 2nd half: 1-6 16.7% Game: 6-13 46.2%
FT % 1st Half: 9-17 52.9% 2nd half: 10-14 71.4% Game: 19-31 61.3%

Deadball Rebounds 6

Oklahoma State 45 • 8-1

Table with columns: #, Player, FG-FGA, 3-PT, FT-FTA, Rebounds (Off, Def, Tot), PF, TP, A, TO, Blk, Stl, Min. Lists stats for 15 players and team totals.

FG % 1st Half: 3-21 14.3% 2nd half: 11-28 39.3% Game: 14-49 28.6%
3FG % 1st Half: 2-8 25.0% 2nd half: 6-15 40.0% Game: 8-23 34.8%
FT % 1st Half: 1-3 33.3% 2nd half: 8-12 66.7% Game: 9-15 60.0%

Deadball Rebounds 2

Officials: Lawson Newton, Brian Hall, Billy Smith
Technical fouls: Duke-None. Oklahoma State-None.
Attendance: 3189

Score by periods table with columns: 1st, 2nd, Total. Shows Duke 38, 35, 73 and Oklahoma State 9, 36, 45.

Points, In Paint, Off T/O, 2nd Chance, Fast Break, Bench table. Shows Duke 28, 19, 14, 14, 27 and OSU 10, 23, 5, 2, 23.

Last FG - DUKE 2nd-04:43, OSU 2nd-02:56.
Largest lead - DUKE by 39 2nd-10:03, OSU by 3 1st-18:50.

Score tied - 1 time.
Lead changed - 1 time.



GAME 10

STILLWATER, Okla. — Oklahoma State’s women’s basketball team bounced back from its first loss of the season in impressive fashion on Wednesday night, posting a 77-48 win over Oral Roberts in front of 2,452 fans inside Gallagher-Iba Arena.

OSU (9-1) had not played since falling to Duke on Dec. 12, but rebounded with its fifth-straight victory over the Golden Eagles (5-7).

The Cowgirls continued their trend of strong defensive performances, forcing ORU into 35 turnovers and limiting the Golden Eagles to an 18-of-61 (29.5 percent) effort from the floor. ORU converted just 11 of its 39 3-point attempts on the night and sophomore Kevi Luper, who entered play as the nation’s No. 7 scorer at 23.5 points per game, was held to five points on the evening.

Nearly 10 minutes into the contest, ORU held a 16-14 lead, but the Cowgirls used a 24-0 run over the next nine minutes to build a comfortable lead. The Golden Eagles finally put an end to the drought on a 3-pointer by Christian Key with 40 seconds remaining in the half.

During the OSU spurt, sophomore Toni Young scored 10 of her game-high 25 points. The Del City, Okla., native also logged 10 rebounds for her fifth double-double of the season. Her point output matched her career high set earlier this season against New Mexico.

Young nearly capped her night with the first dunk of her career. Early in the second half, the 6-2 forward blocked a Jaci Bigham 3-point attempt, secured the rebound and raced the length of the floor, but was unable to convert her two-handed attempt.

Official Basketball Box Score -- Game Totals -- Final Statistics
Oral Roberts vs Oklahoma State
12-22-10 7 p.m. at Gallagher-Iba Arena (Stillwater, Okla.)

Oral Roberts 48 • 5-7

##	Player	Total		3-Ptr		Rebounds			PF	TP	A	TO	Blk	Stl	Min
		FG-FGA	FG-FGA	FT-FTA	Off	Def	Tot								
20	PYLE, Jordan	f	4-8	0-1	0-0	6	6	12	4	8	2	5	0	3	36
43	CARVER, Amber	c	0-2	0-0	0-0	2	5	7	3	0	0	1	0	0	14
12	KEY, Christian	g	3-11	3-9	0-0	2	1	3	0	9	1	1	0	1	21
15	LUPER, Kevi	g	2-12	1-8	0-0	0	2	2	2	5	0	4	0	1	30
22	BIGHAM, Jaci	g	4-13	4-11	0-0	0	4	4	4	12	3	9	0	1	35
03	GERGOL, Priscila		0-1	0-1	0-0	1	0	1	0	0	1	3	0	1	4
04	JONES, Georgia		1-7	1-5	0-0	0	1	1	0	3	3	3	0	1	15
13	BUCK, Savanna		2-4	2-4	1-2	2	4	6	1	7	1	6	1	0	18
32	ALLEN, Dominique		2-2	0-0	0-0	2	1	3	2	4	0	1	0	5	23
34	DAVIS, Staci		0-1	0-0	0-0	0	0	0	0	0	0	1	0	0	4
	Team					1	0	1							
Totals			18-61	11-39	1-2	16	24	40	16	48	11	35	1	13	200

FG % 1st Half: 7-29 24.1%	2nd half: 11-32 34.4%	Game: 18-61 29.5%	Deadball
3FG % 1st Half: 5-20 25.0%	2nd half: 6-19 31.6%	Game: 11-39 28.2%	Rebounds
FT % 1st Half: 0-0 0.0%	2nd half: 1-2 50.0%	Game: 1-2 50.0%	1

Oklahoma State 77 • 9-1

##	Player	Total		3-Ptr		Rebounds			PF	TP	A	TO	Blk	Stl	Min
		FG-FGA	FG-FGA	FT-FTA	Off	Def	Tot								
15	Young, Toni	f	12-19	0-0	1-3	5	5	10	0	25	2	2	2	5	26
34	McIntyre, Vicky	c	4-6	0-0	1-2	3	4	7	0	9	0	0	2	0	21
00	Garrison, Lakyn	g	3-9	2-7	0-2	0	1	1	0	8	1	3	0	3	25
03	Bias, Tiffany	g	4-8	1-3	3-4	0	3	3	1	12	7	7	0	1	30
05	Blair-Mobley, Caroly	g	1-3	1-3	1-2	1	1	2	1	4	1	1	0	0	17
01	Robinson, Precious		0-0	0-0	0-0	0	0	0	0	0	0	0	0	0	4
11	Bryan, Jenni		0-1	0-1	0-0	0	2	2	2	0	1	1	0	1	13
14	Howard, Heather		1-2	0-1	0-0	0	2	2	0	2	0	0	0	1	10
23	Crutchfield, Carissa		1-5	0-0	1-4	1	3	4	1	3	5	3	0	3	21
25	Keller, Lindsey		3-4	0-1	0-0	2	2	4	4	6	0	1	0	0	14
31	Suttles, Kendra		2-4	1-3	3-4	0	3	3	0	8	0	4	1	1	16
33	Dorsett, Jazmyn		0-1	0-1	0-0	0	0	0	0	0	0	1	0	0	3
	Team					2	1	3							
Totals			31-62	5-20	10-21	14	27	41	9	77	17	23	5	15	200

FG % 1st Half: 16-29 55.2%	2nd half: 15-33 45.5%	Game: 31-62 50.0%	Deadball
3FG % 1st Half: 4-13 30.8%	2nd half: 1-7 14.3%	Game: 5-20 25.0%	Rebounds
FT % 1st Half: 2-4 50.0%	2nd half: 8-17 47.1%	Game: 10-21 47.6%	4

Officials: Dee Kantner, Scotty Herrmann, Randy Campbell
 Technical fouls: Oral Roberts-None. Oklahoma State-None.
 Attendance: 2452

Score by periods	1st	2nd	Total
Oral Roberts	19	29	48
Oklahoma State	38	39	77

	In	Off	2nd	Fast	Bench
Points	Paint	T/O	Chance	Break	
ORU	10	8	14	0	14
OSU	36	37	18	4	19

Last FG - ORU 2nd-01:18, OSU 2nd-02:09.
 Largest lead - ORU by 2 1st-18:09, OSU by 32 2nd-02:09.

Score tied - 3 times.
 Lead changed - 8 times.



GAME 11

STILLWATER, Okla. — Oklahoma State’s women’s basketball team improved to 10-1 on Monday night after knocking off Arkansas-Pine Bluff, 95-50, in front of 2,839 fans inside Gallagher-Iba Arena.

OSU’s defense once again proved stingy as the Lions (0-9) became the fifth-straight Cowgirl opponent to commit at least 20 turnovers. OSU converted UAPB’s 20 miscues into 20 points and held the Lions to a 29 percent shooting effort from the floor.

With six minutes remaining in the first half, the Cowgirls held a 29-20 lead before using a 15-1 run to head into the break with a 23-point cushion.

After going scoreless over the final 6:23 of the first, the Lions’ drought continued after the intermission. UAPB did not get on the board until 12:32 remained in the contest, while OSU scored the first 16 points to build the lead to 60-21.

Senior Lakyn Garrison led a group of five double-figure scorers for the Cowgirls. The Wickes, Ark., native matched her career high with 20 points behind a 4-of-8 effort from the 3-point line.

Fellow senior Precious Robinson logged her first double-double of the year with 13 points and 13 rebounds, both of which were season highs.

Sophomore Toni Young, who was named the Big 12 Player of the Week on Monday, added 13 points in just 10 minutes, while a pair of freshmen also reached double figures. Vicky McIntyre scored 12 points on the evening and Tiffany Bias chipped in with 10 points to go with a team-high five assists. Sophomore Lindsey Keller narrowly missed her second double-double of the year, finishing with nine points and 10 boards.

Official Basketball Box Score -- Game Totals -- Final Statistics
Arkansas-Pine Bluff vs Oklahoma State
12-27-10 7 p.m. at Stillwater, Okla. (Gallagher-Iba Arena)

Arkansas-Pine Bluff 50 • 0-9

Table with 13 columns: Player, FG-FGA, 3-Ptr FG-FGA, FT-FTA, Rebounds (Off, Def, Tot), PF, TP, A, TO, Blk, Stl, Min. Includes team totals and percentages.

Summary statistics table for Arkansas-Pine Bluff including FG %, 3FG %, FT %, and Game statistics.

Oklahoma State 95 • 10-1

Table with 13 columns: Player, FG-FGA, 3-Ptr FG-FGA, FT-FTA, Rebounds (Off, Def, Tot), PF, TP, A, TO, Blk, Stl, Min. Includes team totals and percentages.

Summary statistics table for Oklahoma State including FG %, 3FG %, FT %, and Game statistics.

Officials: Jesse Dickerson, Laurie Porter, Darcy Schlabach
Technical fouls: Arkansas-Pine Bluff-Okwumabua,Chigoziany. Oklahoma State-None.

Attendance: 2839
Fouled Out: UAPB #5 (1:41)

Score by periods table with columns for 1st, 2nd, and Total scores for both teams.

Points in Paint, Off T/O Chance, 2nd Chance, Fast Break, Bench statistics for both teams.

Last FG - UAPB 2nd-00:23, OSU 2nd-00:55.
Largest lead - UAPB by 1 1st-19:48, OSU by 47 2nd-00:32.

*Score tied - 2 times.
Lead changed - 7 times.



GAME 12

STILLWATER, Okla. — Oklahoma State's women's basketball team won its third-straight game on Sunday afternoon, posting a 94-40 win over Texas-Pan American in front of 2,102 fans inside Gallagher-Iba Arena.

Trailing by one three and a half minutes into the contest, OSU used a 19-2 run over the next eight minutes to build a comfortable lead.

Sophomore Toni Young nearly recorded a double-double in the first half with 10 points and nine rebounds to help send the Cowgirls into the break with a 46-20 lead. Despite playing just 17 minutes in the game, the Del City, Okla., native logged her sixth double-double of the season, finishing with 12 points and 10 rebounds.

The Broncs scored five quick points to start the second half, but once again the Cowgirls clamped down on defense, holding UTPA scoreless for nearly 10 minutes while extending their lead to 73-25.

For the fourth time this season, all 12 Cowgirls scored and Young was one of five players to reach double figures. Freshman Vicky McIntyre paced the Cowgirls with 14 points on the day, while classmate Carissa Crutchfield finished with a career-high 13 points off the bench. Freshman Tiffany Bias recorded her first career double-double, scoring 11 points while dishing out a career-high 10 assists. Freshman Kendra Suttles added 10 points, eight rebounds and four blocks on the day.

UTPA became the sixth consecutive OSU opponent to commit at least 20 turnovers. The Broncs finished with 23 miscues on the day, which resulted in 29 points for the Cowgirls. UTPA's Ce'Monay Newell led all scorers with 19 points.

Official Basketball Box Score -- Game Totals -- Final Statistics
UTPA vs Oklahoma State
01-02-11 2 p.m. at Stillwater, Okla. (Gallagher-Iba Arena)

UTPA 40 • 8-9

#	Player	Total		3-Ptr		Rebounds			PF	TP	A	TO	Blk	Stl	Min
		FG-FGA	FG-FGA	FT-FTA	Off	Def	Tot								
22	Opara, Adanna	f	0-0	0-0	1-2	1	1	2	2	1	0	0	0	0	12
24	Jackson, Donna	f	0-5	0-0	0-1	3	1	4	3	0	2	3	1	1	19
03	Newell, Cemonay	g	7-20	5-15	0-0	0	1	1	2	19	0	4	1	0	37
10	Torre, Bianca	g	1-12	0-7	0-0	1	4	5	2	2	5	5	0	0	30
15	Lewis, Erin	g	0-1	0-1	0-0	0	8	8	2	0	3	6	0	0	34
11	Watson, Ashley	g	4-7	0-0	0-0	0	3	3	2	8	0	0	0	1	11
23	Garner, Laquita	g	0-2	0-2	2-4	1	1	2	0	2	2	1	0	0	14
25	Jackson, Re-Shawndra	g	3-9	2-4	0-0	4	1	5	3	8	0	2	0	1	17
32	Erlingsdottir, Maria	g	0-1	0-0	0-1	1	0	1	2	0	0	2	0	0	17
33	Gordon, Jasmine	g	0-2	0-0	0-0	0	1	1	1	0	0	0	0	0	6
44	Absher, Madison	g	0-0	0-0	0-0	0	0	0	0	0	0	0	0	0	3
Team						1	2	3							
Totals			15-59	7-29	3-8	12	23	35	19	40	12	23	2	3	200
FG % 1st Half: 7-25 28.0%		2nd half: 8-34 23.5%		Game: 15-59 25.4%		Deadball Rebounds 1									
3FG % 1st Half: 5-17 29.4%		2nd half: 2-12 16.7%		Game: 7-29 24.1%											
FT % 1st Half: 1-4 25.0%		2nd half: 2-4 50.0%		Game: 3-8 37.5%											

Oklahoma State 94 • 11-1

#	Player	Total		3-Ptr		Rebounds			PF	TP	A	TO	Blk	Stl	Min
		FG-FGA	FG-FGA	FT-FTA	Off	Def	Tot								
15	Young, Toni	f	5-11	0-0	2-4	3	7	10	2	12	0	0	3	1	17
34	McIntyre, Vicky	c	4-8	0-0	6-6	1	5	6	3	14	0	1	3	0	17
00	Garrison, Lakyn	g	2-8	2-6	0-0	0	0	0	1	6	2	2	0	3	20
03	Bias, Tiffany	g	4-8	1-3	2-2	0	4	4	0	11	10	3	0	3	27
05	Blair-Mobley, Caroly	g	3-4	0-1	0-0	2	0	2	1	6	1	0	0	1	13
07	Robinson, Precious	g	2-2	0-0	1-3	0	4	4	0	5	2	1	1	2	14
11	Bryan, Jenni	g	2-4	2-3	0-2	1	1	2	1	6	0	2	0	0	11
13	Howard, Heather	g	0-6	0-3	1-2	1	1	2	1	1	0	0	0	0	19
24	Crutchfield, Carissa	g	6-6	0-0	1-1	0	5	5	2	13	3	0	0	1	19
25	Keller, Lindsey	g	3-4	1-2	2-2	2	2	4	3	9	1	0	0	0	12
31	Suttles, Kendra	g	4-6	2-3	0-2	2	6	8	0	10	0	0	4	0	19
33	Dorsett, Jazmyn	g	0-0	0-0	1-2	0	1	1	2	1	0	2	0	1	12
Team						3	0	3							
Totals			35-67	8-21	16-26	15	36	51	16	94	19	11	11	12	200
FG % 1st Half: 20-40 50.0%		2nd half: 15-27 55.6%		Game: 35-67 52.2%		Deadball Rebounds 4									
3FG % 1st Half: 2-13 15.4%		2nd half: 6-8 75.0%		Game: 8-21 38.1%											
FT % 1st Half: 4-7 57.1%		2nd half: 12-19 63.2%		Game: 16-26 61.5%											

Officials: Scott Yarbrough, Gator Parrish, Doug Williams
 Technical fouls: UTPA-None. Oklahoma State-None.
 Attendance: 2102

Score by periods	1st	2nd	Total
UTPA	20	20	40
Oklahoma State	46	48	94

	In Point	Off T/O	2nd Chance	Fast Break	Bench
Points UTPA	8	7	4	0	18
OSU	44	29	20	24	45

Last FG - UTPA 2nd-01:08, OSU 2nd-01:00.
 Largest lead - UTPA by 3 1st-19:01, OSU by 58 2nd-03:32.

Score tied - 1 time.
 Lead changed - 1 time.



GAME 13

STILLWATER, Okla. - Oklahoma State's women's basketball team closed out non-conference play on Tuesday night with a 79-33 win over Vermont in front of 2,051 fans inside Gallagher-Iba Arena.

On the same day they earned a national ranking, the 25th-ranked Cowgirls (12-1) won their fourth-straight game to match their best-ever start through non-conference play under head coach Kurt Budke. OSU also won 12 of its 13 non-league games to start the 2006-07 and 2007-08 campaigns.

For the second consecutive outing, sophomore Toni Young turned in a double-double performance, pouring in a game-high 21 points to go with 11 rebounds. The Del City, Okla., native recorded her seventh double-double of the year efficiently, hitting 10 of her 13 shots from the floor in just 19 minutes of action against the Catamounts (0-14).

The Cowgirls scored the game's first 14 points and never looked back, holding Vermont in single digits until the 6:15 mark of the first half. OSU's defense limited the Catamounts to a 5-of-24 effort (21 percent) from the floor in the period while building a 39-18 lead heading into the intermission.

OSU used a 13-2 run to open the second half and put the game away.

The Cowgirl defense held Vermont to a 23.5 percent shooting night. OSU also forced 25 turnovers to extend its string of opponents with at least 20 miscues to seven.

Young was joined in double figures by freshman Vicky McIntyre, who scored 16 points to go with eight rebounds.

Jasmine Cooper paced Vermont with 11 points and five rebounds on the night.

Official Basketball Box Score -- Game Totals -- Final Statistics
Vermont vs Oklahoma State
01-04-11 7 p.m. at Stillwater, Okla. (Gallagher-Iba Arena)

Vermont 33 • 0-14

Table with columns: Player, FG-FGA, 3-Ptr FG-FGA, FT-FTA, Rebounds (Off, Def, Tot), PF, TP, A, TO, Blk, Stl, Min. Includes player stats for Hier, Kelli; Buschmann, Lauren; Dennerlein, Tory; Dorey, Katie; Cooper, Jasmine; Simononis, Sam; Albert, Morgan; Lalonde, Kristine; Hoyt, Ashley; Kudron, McKenzie; Wheeler, Lauren; Young, Tonya; and Team Totals.

FG % 1st Half: 5-24 20.8% 2nd half: 7-27 25.9% Game: 12-51 23.5%
3FG % 1st Half: 1-13 7.7% 2nd half: 1-10 10.0% Game: 2-23 8.7%
FT % 1st Half: 7-9 77.8% 2nd half: 0-2 0.0% Game: 7-11 63.6%

Deadball Rebounds 3

Oklahoma State 79 • 12-1

Table with columns: Player, FG-FGA, 3-Ptr FG-FGA, FT-FTA, Rebounds (Off, Def, Tot), PF, TP, A, TO, Blk, Stl, Min. Includes player stats for Young, Toni; McIntyre, Vicky; Garrison, Lakyn; Bias, Tiffany; Blair-Mobley, Caroly; Robinson, Precious; Bryan, Jenni; Howard, Heather; Crutchfield, Carissa; Keller, Lindsey; Suttles, Kendra; Dorsett, Jazmyrn; and Team Totals.

FG % 1st Half: 16-36 44.4% 2nd half: 17-34 50.0% Game: 33-70 47.1%
3FG % 1st Half: 2-12 16.7% 2nd half: 1-8 12.5% Game: 3-20 15.0%
FT % 1st Half: 5-6 83.3% 2nd half: 5-9 55.6% Game: 10-15 66.7%

Deadball Rebounds 1

Officials: Cameron Inouye, Jules Gallien, Allyn Richardson
Technical fouls: Vermont-None, Oklahoma State-None.
Attendance: 2051

Score by periods table with columns: Score by periods, 1st, 2nd, Total. Rows for Vermont (18, 15, 33) and Oklahoma State (39, 40, 79).

Points in Paint table with columns: Points in Paint, T/O, 2nd Chance, Fast Break, Bench. Rows for VERMONT (16, 7, 2, 2, 16) and OSU (52, 28, 25, 15, 29).

Last FG - VERMONT 2nd-01:39, OSU 2nd-00:12.
Largest lead - VERMONT None, OSU by 46 2nd-00:12.

*Score tied - 0 times.
Lead changed - 0 times.



GAME 14

MANHATTAN, Kan. - Oklahoma State's women's basketball team opened Big 12 play on Sunday afternoon with a 63-45 loss against Kansas State in front of 9,024 fans inside Bramlage Coliseum.

The 25th-ranked Cowgirls (12-2 overall, 0-1 Big 12) were unable to shake a slow offensive start and a 3-point barrage from the Wildcats (11-3, 1-0) en route to suffering their first loss since Dec. 12 against Duke.

Despite taking eleven more shots than the Wildcats in the first half, OSU faced a 35-23 deficit. While the Cowgirls hit just nine of their 33 shots, the Wildcats drilled eight of their 14 3-points attempts and shot 50 percent overall from the floor in the period.

For the game, the Wildcats made 12 3-pointers and held OSU to just 17 field goals and a 28.8 percent shooting day.

Trailing 32-17 with 1:21 to play in the half, OSU used a 6-0 run to cut the deficit to single digits. However, Taelor Karr hit her third trey of the half at the buzzer to extend the margin back to 12.

The Cowgirls scored the first five points of the second half, but the Wildcats answered with the game's next eight points to extend the margin back into double digits. After a 3-pointer from freshman Tiffany Bias with 16 minutes remaining, the Cowgirls managed just two points over the next eleven minutes as the Wildcats built the lead to 60-36.

Senior Precious Robinson led OSU with her second double-double of the year, finishing with 10 points and 10 rebounds. K-State had four players reach double figures with Brittany Chambers and Alina Voronenko each scoring 16 points.

Official Basketball Box Score -- Game Totals -- Final Statistics
Oklahoma State vs Kansas State
01-09-11 2:30 p.m. at Manhattan, Kan. (Bramlage Coliseum)

Oklahoma State 45 • 12-2, 0-1 Big 12

#	Player	Total		3-Ptr	FT-FTA	Rebounds			PF	TP	A	TO	Blk	Stl	Min
		FG-FGA	FG-FGA			Off	Def	Tot							
15	Young, Toni	f	3-15	0-0	0-0	2	2	4	4	6	1	0	2	0	24
34	McIntyre, Vicky	c	2-6	0-0	0-0	1	1	2	0	4	0	0	1	0	12
00	Garrison, Lakyn	g	3-6	3-6	0-0	0	0	0	2	9	0	3	0	0	28
03	Bias, Tiffany	g	3-10	1-5	2-2	1	1	2	2	9	2	3	0	0	34
05	Blair-Mobley, Caroly	g	0-0	0-0	0-2	2	2	4	1	0	2	0	0	1	26
01	Robinson, Precious	g	3-4	0-0	4-6	5	5	10	0	10	0	0	0	1	20
11	Bryan, Jenni	g	1-3	1-2	0-0	0	0	0	1	3	0	0	0	1	5
13	Howard, Heather	g	0-1	0-0	0-0	3	0	3	1	0	0	2	0	0	11
24	Crutchfield, Carissa	g	0-6	0-0	0-0	1	1	2	0	0	0	1	0	0	17
25	Keller, Lindsey	g	2-5	0-0	0-0	1	1	2	1	4	0	1	0	0	17
31	Suttles, Kendra	g	0-3	0-1	0-0	0	0	0	1	0	0	1	1	0	6
Team						3	2	5				1			
Totals			17-59	5-14	6-10	19	15	34	13	45	5	12	4	3	200

FG % 1st Half:	9-33	27.3%	2nd half:	8-26	30.8%	Game:	17-59	28.8%	Deadball
3FG % 1st Half:	1-5	20.0%	2nd half:	4-9	44.4%	Game:	5-14	35.7%	Rebounds
FT % 1st Half:	4-6	66.7%	2nd half:	2-4	50.0%	Game:	6-10	60.0%	3

Kansas State 63 • 11-3, 1-0 Big 12

#	Player	Total		3-Ptr	FT-FTA	Rebounds			PF	TP	A	TO	Blk	Stl	Min
		FG-FGA	FG-FGA			Off	Def	Tot							
21	Caron, Chantay	f	0-2	0-0	0-0	0	0	0	0	0	1	1	0	0	11
21	Chisholm, JuliAnne	f	0-1	0-0	0-0	0	0	0	0	0	0	1	0	0	5
33	Childs, Jalana	f	3-9	1-2	5-8	5	6	11	0	12	1	0	1	0	37
02	Chambers, Brittany	g	6-12	4-8	0-1	2	7	9	1	16	3	4	0	0	40
22	White, Mariah	g	1-1	0-0	0-0	2	3	5	0	2	6	3	0	0	31
10	Hill, Kelsey	g	0-2	0-2	0-0	0	0	0	2	0	0	0	0	0	7
12	Karr, Taelor	g	3-6	3-6	1-2	0	4	4	1	10	2	2	0	1	35
13	Kulas, Brianna	g	0-0	0-0	0-0	0	0	0	0	0	0	2	0	0	1
12	Voronenko, Alina	g	6-9	4-6	0-0	1	2	3	2	16	1	1	0	1	20
34	Brown, Branshea	g	1-3	0-0	5-6	2	1	3	4	7	0	2	0	2	13
Team						2	1	3				1			
Totals			20-45	12-24	11-17	14	24	38	10	63	14	17	1	4	200

FG % 1st Half:	11-22	50.0%	2nd half:	9-23	39.1%	Game:	20-45	44.4%	Deadball
3FG % 1st Half:	8-14	57.1%	2nd half:	4-10	40.0%	Game:	12-24	50.0%	Rebounds
FT % 1st Half:	5-6	83.3%	2nd half:	6-11	54.5%	Game:	11-17	64.7%	2

Officials: Jesse Dickerson, Gator Parrish, Dee Kantner
 Technical fouls: Oklahoma State-None, Kansas State-None.
 Attendance: 9024

Score by periods	1st	2nd	Total
Oklahoma State	23	22	45
Kansas State	35	28	63

	In	Off	2nd	Fast	Bench
Points	Point	T/O	Chance	Break	
OSU	14	13	18	0	17
KS	10	19	6	0	33

Last FG - OSU 2nd-01:42, KS 2nd-05:42.
 Largest lead - OSU by 2 1st-17:08, KS by 24 2nd-05:42.

Score tied - 3 times.
 Lead changed - 2 times.



GAME 15

STILLWATER, Okla. (AP) - Maryann Baker scored a career-high 21 points, Tyra White added 20 and a career-best 13 rebounds and No. 7 Texas A&M beat Oklahoma State 82-57 Wednesday night in its Big 12 road opener.

After going scoreless in the first half, conference scoring leader Danielle Adams had eight points during the Aggies' 20-6 run coming out of halftime. Texas A&M (14-1, 2-0) also scored the final seven points of the first half to start turning a close game into a blowout.

Adams, the nation's eighth-leading scorer, finished with 14 points on 5-for-16 shooting for her 24th straight game in double figures.

Toni Young was left out of Oklahoma State's starting lineup for the first time this season but led the Cowgirls (12-3, 0-2) with 16 points and 12 rebounds for her eighth double-double. The Cowgirls lost at home against A&M for the seventh straight season.

The Aggies opened with a 28-point blowout against Colorado and followed up with another strong defensive performance with 12 steals - right at their average. Oklahoma State matched its season-high with 24 turnovers but also forced 20 by Texas A&M.

Oklahoma State made only two baskets in the first 9 minutes of the second half before putting together an 8-0 run behind Lakyn Garrison's 3-pointer and Young's three-point play. But even that short-lived comeback didn't get the Cowgirls back within striking distance.

Official Basketball Box Score -- Game Totals -- Final Statistics
Texas A&M vs Oklahoma State
01-12-11 7 p.m. at Stillwater, Okla. (Gallagher-Iba Arena)

Texas A&M 82 • 14-1, 2-0

Table with columns: Player, FG-FGA, 3-FGA, FT-FTA, Off Def Tot, PF, TP, A TO Blk Stl, Min. Lists stats for 11 players and team totals.

FG % 1st Half: 17-33 51.5% 2nd half: 13-32 40.6% Game: 30-65 46.2%
3FG % 1st Half: 5-10 50.0% 2nd half: 3-6 50.0% Game: 8-16 50.0%
FT % 1st Half: 5-13 38.5% 2nd half: 9-10 90.0% Game: 14-23 60.9%

Deadball Rebounds 7

Oklahoma State 57 • 12-3, 0-2

Table with columns: Player, FG-FGA, 3-FGA, FT-FTA, Off Def Tot, PF, TP, A TO Blk Stl, Min. Lists stats for 11 players and team totals.

FG % 1st Half: 11-28 39.3% 2nd half: 7-30 23.3% Game: 18-58 31.0%
3FG % 1st Half: 2-7 28.6% 2nd half: 1-6 16.7% Game: 3-13 23.1%
FT % 1st Half: 7-7 100.0 2nd half: 11-14 78.6% Game: 18-21 85.7%

Deadball Rebounds 2

Officials: Melissa Barlow, Scott Yarbrough, Roy Gulbeyan
Technical fouls: Texas A&M-None. Oklahoma State-None.
Attendance: 1996
Foul Outs: OSU (Bias 7:49)

Score by periods table with columns: 1st, 2nd, Total. Rows for Texas A&M and Oklahoma State.

Points TAMU OSU, In Point, Off T/O, 2nd Chance, Fast Break, Bench. Summary of key stats.

Last FG - TAMU 2nd-00:35, OSU 2nd-01:13.
Largest lead - TAMU by 28 2nd-02:27, OSU by 4 1st-14:24.

Score tied - 5 times.
Lead changed - 8 times.



GAME 16

WACO, Texas (AP) - Brittney Griner had 18 points with nine rebounds and No. 1 Baylor extended its winning streak to 13 in a row with a 70-39 victory over Oklahoma State on Saturday night.

Odyssey Sims 15 points on 5-of-6 shooting with three 3-pointers for the Lady Bears (16-1, 3-0 Big 12), whose overall winning streak matches the 13 in a row they have also won at home. Melissa Jones added 10 points and eight rebounds.

It was another lopsided conference loss for the Cowgirls (12-4, 0-3), who lost 82-57 against No. 7 Texas A&M earlier this week after losing their Big 12 opener by 18 to Kansas State. Their only other loss was by 28 points against third-ranked Duke last month.

Baylor, whose only loss was by one point at then top-ranked Connecticut in November, entered leading the nation with a scoring margin of 34.5 points while holding opponents to less than 31-percent shooting. Toni Young had 12 points and was the only player in double figures for the Cowgirls, who shot only 25 percent (16 of 64).

The Lady Bears never trailed, taking the lead for good when Jones hit a 3-pointer from the left side on the opening possession of the game. After Lindsey Keller followed a 15-footer with a 3-pointer to make it 12-8, Oklahoma State never got closer. throw after being fouled for the largest lead before halftime.

Official Basketball Box Score -- Game Totals -- Final Statistics
Oklahoma State vs Baylor
01-15-11 7 p.m. at Ferrell Center - Waco, Texas

Oklahoma State 39 • 12-4, 0-3 RV/RV

##	Player	F	Total		3-Ptr		Rebounds			PF	TP	A	TO	Blk	Stl	Min
			FG-FGA	FG-FGA	FT-FTA	Off	Def	Total								
15	Young, Toni	f	6-18	0-0	0-2	5	3	8	2	12	1	2	2	5	32	
34	McIntyre, Vicky	c	1-3	0-1	0-2	0	1	1	5	2	0	1	0	0	10	
00	Garrison, Lakyn	g	3-13	0-7	0-0	1	1	2	0	6	0	3	0	2	34	
03	Bias, Tiffany	g	1-6	1-5	0-0	2	3	5	4	3	2	1	0	1	28	
05	Blair-Mobley, Caroly	g	0-3	0-3	0-0	0	0	0	2	0	0	2	0	0	17	
01	Robinson, Precious	g	0-3	0-0	0-0	0	1	1	2	0	0	0	0	0	11	
11	Bryan, Jenni	f	1-4	1-3	1-2	0	1	1	3	4	0	0	0	0	12	
13	Howard, Heather	f	0-3	0-3	0-0	1	2	3	2	0	0	0	0	0	8	
24	Crutchfield, Carissa	f	1-4	0-0	0-2	0	4	4	1	2	2	2	0	3	18	
29	Keller, Lindsey	f	3-6	1-4	2-2	2	3	5	3	9	0	1	0	1	21	
31	Suttles, Kendra	f	0-1	0-0	1-2	1	0	1	2	1	1	1	0	0	9	
	Team					3	2	5								
Totals			16-64	3-26	4-12	15	21	36	26	39	6	13	2	12	200	

FG % 1st Half:	7-29	24.1%	2nd half:	9-35	25.7%	Game:	16-64	25.0%	Deadball
3FG % 1st Half:	2-11	18.2%	2nd half:	1-15	6.7%	Game:	3-26	11.5%	Rebounds
FT % 1st Half:	1-6	16.7%	2nd half:	3-6	50.0%	Game:	4-12	33.3%	4

Baylor 70 • 16-1, 3-0 # 1/1

##	Player	F	Total		3-Ptr		Rebounds			PF	TP	A	TO	Blk	Stl	Min
			FG-FGA	FG-FGA	FT-FTA	Off	Def	Total								
10	Williams, Destiny	f	3-4	0-0	3-4	2	4	6	2	9	0	4	0	0	13	
42	Griner, Brittney	c	6-14	0-0	5-10	4	5	9	1	18	1	2	3	0	28	
00	Sims, Odyssey	g	5-6	3-4	2-3	0	4	4	2	15	3	1	0	1	28	
01	Hayden, Kimetria	g	0-2	0-1	3-4	1	0	1	1	3	3	2	0	1	15	
05	Jones, Melissa	g	2-6	2-5	4-6	0	8	8	1	10	4	1	0	3	24	
03	Madden, Jordan	f	1-4	0-2	2-2	1	0	1	0	4	0	1	0	0	15	
04	Zacharison, Whitney	f	1-2	1-2	0-0	1	2	3	0	3	1	1	0	0	12	
14	Robertson, Makenzie	f	0-1	0-1	0-0	0	0	0	0	0	2	0	0	0	9	
20	Condrey, Terran	f	0-3	0-2	0-0	0	2	2	0	0	2	0	0	0	11	
24	Field, Ashley	f	1-3	0-0	0-0	2	0	2	3	2	0	1	0	0	10	
25	Palmer, Lindsay	f	0-0	0-0	0-0	0	2	2	1	0	1	0	0	0	12	
32	Pope, Brooklyn	f	1-3	0-0	4-5	2	6	8	2	6	1	5	1	0	15	
44	Chandler, Mariah	f	0-1	0-0	0-0	1	1	2	0	0	0	1	0	0	8	
	Team					1	3	4								
Totals			20-49	6-17	24-34	15	37	52	13	70	18	19	4	5	200	

FG % 1st Half:	12-27	44.4%	2nd half:	8-22	36.4%	Game:	20-49	40.8%	Deadball
3FG % 1st Half:	4-11	36.4%	2nd half:	2-6	33.3%	Game:	6-17	35.3%	Rebounds
FT % 1st Half:	10-17	58.8%	2nd half:	14-17	82.4%	Game:	24-34	70.6%	3

Officials: Michael Price, Felicia Grinter, Teresa Dahlem
 Technical fouls: Oklahoma State-None. Baylor-None.
 Attendance: 9038
 Fouled Out: OSU: #34 McIntyre 4:20

Score by periods	1st	2nd	Total
Oklahoma State	17	22	39
Baylor	38	32	70

	Points	In Paint	T/O	2nd Chance	Fast Break	Bench
OSU	22	16	8	8	4	16
BU	20	8	10	2	2	15

Last FG - OSU 2nd-02:10, BU 2nd-00:41.
 Largest lead - OSU None, BU by 33.2nd-09:30.

Score tied - 0 times.
 Lead changed - 0 times.



GAME 17

STILLWATER, Okla. - Oklahoma State's women's basketball team hung on down the stretch to defeat Colorado, 58-49, for its first Big 12 win of the year on Tuesday night in front of 2,080 fans inside Gallagher-Iba Arena.

For the Cowgirls (13-4 overall, 1-3 Big 12), the victory snapped a three-game losing streak that included losses to top-10 foes Texas A&M and Baylor. The setback dropped the Buffaloes to 10-7 and 1-3.

OSU scored the first seven points of the game and never trailed, building its advantage to as many as nine. After a CU run cut the margin to one at 21-20, the Cowgirls scored seven of the final nine points in the half to lead 29-22.

The Buffaloes made several runs during the second half, including a 7-0 spurt to knot the score at 34 apiece with five minutes remaining. However, the Cowgirls answered each time. With the game tied, OSU scored the game's next eight points with a run spurred by a four-point possession.

Robinson scored another layup at the 12:09 mark to give OSU its biggest lead at 46-36. Robinson came off the bench to score 10 points and grab three rebounds.

Trailing by double digits, the Buffaloes clawed their way back with a 10-1 run to move back within a point, but McIntyre answered with five consecutive points. The 6-6 freshman was dominant in the paint, finishing with 14 points, eight rebounds and four blocks.

After a 3-pointer by Brittany Wilson drew the Buffaloes with one with 7:29 remaining, CU went without a field goal the rest of the way and was held to just three points off free throws to close out the game.

Official Basketball Box Score -- Game Totals -- Final Statistics
Colorado vs Oklahoma State
01-18-11 6:00 p.m. at Stillwater, Okla. (Gallagher-Iba Arena)

Colorado 49 • 10-7, 1-3

Table with 15 columns: #, Player, FG-FGA, 3-Ptr FG-FGA, FT-FTA, Rebounds (Off, Def, Tot), PF, TP, A, TO, Blk, Stl, Min. Rows include players like Seabrook, Julie; Dale, Chelsea; Spears, Brittany; Blythe, Britney; Wilson, Brittany; Wilson, Ashley; Malcolm-Peck, Meagan; Hargis, Rachel; Team; and Totals.

Summary statistics for Colorado: FG % 1st Half: 9-24 37.5%, 2nd half: 8-30 26.7%, Game: 17-54 31.5%; 3FG % 1st Half: 4-14 28.6%, 2nd half: 4-15 26.7%, Game: 8-29 27.6%; FT % 1st Half: 0-0 0.0%, 2nd half: 7-10 70.0%, Game: 7-10 70.0%; Deadball Rebounds: 1

Oklahoma State 58 • 13-4, 1-3

Table with 15 columns: #, Player, FG-FGA, 3-Ptr FG-FGA, FT-FTA, Rebounds (Off, Def, Tot), PF, TP, A, TO, Blk, Stl, Min. Rows include players like Bryan, Jenni; Young, Toni; Keller, Lindsey; Garrison, Lakyn; Bias, Tiffany; Robinson, Precious; Blair-Mobley, Caroly; Howard, Heather; Crutchfield, Carissa; Suttles, Kendra; McIntyre, Vicky; Team; and Totals.

Summary statistics for Oklahoma State: FG % 1st Half: 11-22 50.0%, 2nd half: 10-26 38.5%, Game: 21-48 43.8%; 3FG % 1st Half: 3-9 33.3%, 2nd half: 1-4 25.0%, Game: 4-13 30.8%; FT % 1st Half: 4-6 66.7%, 2nd half: 8-13 61.5%, Game: 12-19 63.2%; Deadball Rebounds: 3

Officials: Dee Kantner, Beverly Roberts, Eric Brewton
Technical fouls: Colorado-None. Oklahoma State-None.
Attendance: 2080

Score by periods table with columns: 1st, 2nd, Total. Rows: Colorado (22, 27, 49), Oklahoma State (29, 29, 58)

Points in paint, Off T/O, 2nd Chance, Fast Break, Bench table. Rows: CU, OSU

Last FG - CU 2nd-07:29, OSU 2nd-01:32.
Largest lead - CU None, OSU by 10 2nd-12:09.

Score tied - 1 time.
Lead changed - 0 times.



GAME 18

AUSTIN, Texas - Oklahoma State's women's basketball team suffered a 63-56 loss to Texas on Saturday evening in front of 4,835 fans inside the Erwin Events Center.

After hitting just one of its first eight shots, Chassidy Fussell got Texas going with eight-straight points to fuel a 12-3 run. After their slow start, the Longhorns hit nine of their next 13 shots to build a 24-11 lead.

First-half turnovers plagued the Cowgirls with OSU committing 13 miscues through the game's first 12 minutes and 18 in the period. The Longhorns took advantage of the Cowgirl errors, scoring 24 of their 33 points in the half off those turnovers and led 33-22 at the break. For the game, OSU finished with a season-high 26 turnovers.

Despite their turnover woes, the Cowgirls hung tough, getting back-to-back rebounds and putbacks from sophomores Heather Howard and Lindsey Keller to cut the UT margin to seven at 38-31 with 14 minutes remaining.

After freshman Tiffany Bias drilled a 3-pointer to cut the deficit to 40-34, Texas answered with seven consecutive points, including five from Fussell, to push the margin back into double digits.

OSU used a 12-3 run to cut the margin to 50-46 with six minutes remaining before the Longhorns answered with eight of the game's next nine points. The Cowgirls refused to fold, scoring seven straight to get within 58-54 with a minute remaining but could get no closer. Fussell led all scorers with 21 points, while Toni Young paced the Cowgirls with 14 points.

Official Basketball Box Score -- Game Totals -- Final Statistics
Oklahoma State vs Texas
01-22-11 5 P.M. at Austin, Texas (Erwin Center)

Oklahoma State 56 • 13-5, 1-4

#	Player	Total			Rebounds			PF	TP	A	TO	Blk	Stl	Min
		FG-FGA	3-Ptr FG-FGA	FT-FTA	Off	Def	Tot							
15	Young, Toni	f 7-25	0-0	0-0	2	8	10	4	14	3	2	1	1	32
25	Keller, Lindsey	c 4-5	0-1	2-4	4	4	8	3	10	0	3	0	2	28
00	Garrison, Lakyn	g 3-7	2-5	0-1	0	1	1	4	8	1	3	0	0	35
03	Bias, Tiffany	g 2-6	2-4	0-0	0	1	1	5	6	6	6	0	2	23
11	Bryan, Jenni	g 1-5	1-3	0-0	2	3	5	1	3	1	3	0	1	23
01	Robinson, Precious	1-4	0-0	1-2	5	3	8	2	3	1	0	0	1	13
05	Blair-Mobley, Caroly	2-3	1-1	0-0	0	2	2	1	5	0	1	0	0	11
13	Howard, Heather	1-2	0-1	0-0	1	3	4	1	2	0	1	0	0	8
24	Crutchfield, Carissa	1-4	0-0	0-0	0	3	3	0	2	2	5	0	1	20
34	McIntyre, Vicky	1-1	0-0	1-2	0	3	3	0	3	0	2	0	0	7
	Team				4	3	7							
Totals		23-62	6-15	4-9	18	34	52	21	56	14	26	1	8	200
FG % 1st Half: 9-24		37.5%	2nd half: 14-38	36.8%	Game: 23-62		37.1%							Deadball
3FG % 1st Half: 2-6		33.3%	2nd half: 4-9	44.4%	Game: 6-15		40.0%							Rebounds
FT % 1st Half: 2-5		40.0%	2nd half: 2-4	50.0%	Game: 4-9		44.4%							3

Texas 63 • 12-7, 1-4

#	Player	Total			Rebounds			PF	TP	A	TO	Blk	Stl	Min
		FG-FGA	3-Ptr FG-FGA	FT-FTA	Off	Def	Tot							
32	Nash, Kristen	f 1-2	0-0	2-3	2	1	3	3	4	0	1	0	1	12
05	Nash, Kathleen	g 4-14	1-6	2-4	1	6	7	2	11	1	1	0	1	33
11	Bass, Chelsea	g 2-5	0-3	2-2	0	1	1	1	6	0	2	0	0	13
24	Fussell, Chassidy	g 7-17	2-6	5-5	2	2	4	2	21	1	4	0	3	36
33	Fontenette, Ashleigh	g 1-8	1-5	0-0	1	3	4	1	3	4	2	0	3	31
04	Moore, Tiffany	2-3	0-0	0-2	1	0	1	0	4	0	0	0	0	12
12	Anderson, Yvonne	3-6	1-3	1-3	0	2	2	1	8	3	1	0	4	32
22	Gayle, Ashley	3-5	0-0	0-1	1	4	5	1	6	1	0	6	0	27
44	Hartung, Anne Marie	0-0	0-0	0-0	0	0	0	1	0	1	2	0	1	4
	Team				1	3	4							
Totals		23-60	5-23	12-20	9	22	31	12	63	11	14	6	13	200
FG % 1st Half: 13-32		40.6%	2nd half: 10-28	35.7%	Game: 23-60		38.3%							Deadball
3FG % 1st Half: 2-11		18.2%	2nd half: 3-12	25.0%	Game: 5-23		21.7%							Rebounds
FT % 1st Half: 5-10		50.0%	2nd half: 7-10	70.0%	Game: 12-20		60.0%							2.1

Officials: Scott Yarbrough, Cameron Inouye, Scotty Herrmann
 Technical fouls: Oklahoma State-None, Texas-None.
 Attendance: 4835.

Score by periods	1st	2nd	Total
Oklahoma State	22	34	56
Texas	33	30	63

Points	1st	Off	2nd	Fast	Bench
OSU	Point	T/O	Chance	Break	
OSU	26	10	14	15	15
UT	28	31	2	17	18

Last FG - OSU 2nd-00:08, UT 2nd-03:55.
 Largest lead - OSU by 5 1st-16:16, UT by 14 1st-02:13.

Score tied - 0 times.
 Lead changed - 1 time.



GAME 19

STILLWATER, Okla. (AP) - As No. 13 Oklahoma started to emerge from a late timeout, coach Sherri Coale started to warn Carlee Roethlisberger that she had four fouls. And Joanna McFarland. And just about everyone. Yet none of her players ever picked up a fifth and final foul, and her Sooners edged past Oklahoma State 82-77 on Saturday for their seventh straight win in the Bedlam rivalry.

Aaryn Ellenberg scored 23 points in her Bedlam debut and Danielle Robinson added 20 points and seven assists as Oklahoma (16-4, 6-1 Big 12) won for the 24th time in the last 25 meetings.

Budke put 6-foot-6 freshman Vicky McIntyre, who led Oklahoma State (13-6, 1-5) with 16 points, on the bench with four fouls with 9:33 to play and she stayed there for more than 8 minutes before returning to miss her only shot.

Ellenberg put the Sooners ahead to stay with a jumper from the right elbow with 5:11 to play, Robinson followed with a left-handed basket in the lane to make it 76-72 and Oklahoma held on with free throws the rest of the way.

Robinson was 10-for-10 at the line in the second half, hitting a pair with 41.6 seconds left to make it 80-75 and then another pair after Tiffany Bias had pulled Oklahoma State back within three.

The Cowgirls scored 19 points more than they had in any other conference game so far this season but couldn't keep up its torrid 3-point shooting down the stretch. Ranked last in the Big 12 at 28 percent on the season, Oklahoma State started out 7-for-13 from 3-point range before finishing 0-for-4.

Official Basketball Box Score -- Game Totals -- Final Statistics
Oklahoma vs Oklahoma State
01-29-11 12 p.m. at Stillwater, Okla. (Gallagher-Iba Arena)

Oklahoma 82 • 16-4, 6-1

Table with columns: #, Player, Total FG-FGA, 3-Ptr FG-FGA, FT-FTA, Rebounds (Off, Def, Tot), PF, TP, A, TO, Blk, Stl, Min. Includes team totals and half-by-half statistics.

Oklahoma State 77 • 13-6, 1-5

Table with columns: #, Player, Total FG-FGA, 3-Ptr FG-FGA, FT-FTA, Rebounds (Off, Def, Tot), PF, TP, A, TO, Blk, Stl, Min. Includes team totals and half-by-half statistics.

Officials: Beverly Roberts, Bryan Enterline, Lisa Mattingly
Technical fouls: Oklahoma-None. Oklahoma State-None.
Attendance: 4252

Score by periods table with columns: 1st, 2nd, Total. Rows for Oklahoma and Oklahoma State.

Points, In Paint, T/O, 2nd Chance, Fast Break, Bench table with columns: Points, In Paint, T/O, 2nd Chance, Fast Break, Bench. Rows for OU and OSU.

Last FG - OU 2nd-04:38, OSU 2nd-00:35.
Largest lead - OU by 5 2nd-11:42, OSU by 8 1st-17:04.

Score tied - 11 times.
Lead changed - 13 times.



GAME 20

AMES, Iowa (AP) - Iowa State's Kelsey Bolte is getting more help and it's showing in two important areas. The Cyclones are scoring more and they're winning.

Bolte bounced back from her worst shooting game of the season with 20 points and No. 22 Iowa State rolled to its third straight victory Wednesday night, 79-59 over Oklahoma State. Hallie Christofferson added 15 points for Iowa State (16-5, 4-3 Big 12) and Anna Prins scored 14, all but two in the second half.

Oklahoma State (13-7, 1-6) got a career-high 24 points from 6-foot-6 freshman Vicky McIntyre. McIntyre made 10 of 17 shots with a variety of post moves, but her teammates shot just 11-for-45.

Bolte made only 5 of 20 shots and was 0-for-7 from 3-point range a 71-56 victory over Missouri last Saturday. But she made all four of her 3-point shots in this one and finished 6-for-9 overall. She also grabbed nine rebounds.

Iowa State led 40-30 after a first half constantly interrupted by whistles. The officials called 27 fouls in the half, 16 on Oklahoma State. The Cowgirls were called for 15 more fouls in the second half and Iowa State ended up making more free throws (24) than field goals (22).

Iowa State made six of its first nine 3-point shots in the half in building a 65-41 lead. Prins scored 10 points in the surge, including a 3-pointer. Bolte and Christofferson each knocked down a pair of 3s and reserve Kelsey Harris added one.

Tiffany Bias 13 points for Oklahoma State, which starts two freshmen and two sophomores.

Official Basketball Box Score -- Game Totals -- Final Statistics
Oklahoma State vs Iowa State
02-02-11 7:06 p.m. at Ames, Iowa - Hilton Coliseum

Oklahoma State 59 • 13-7, 1-6

##	Player	Total		3-Ptr		Rebounds			PF	TP	A	TO	Blk	Stl	Min
		FG-FGA	FG-FGA	FT-FTA	Off	Def	Tot								
00	Garrison, Lakyn	* 2-8	1-6	0-0	0	2	2	3	5	1	2	0	2	31	
03	Bias, Tiffany	* 3-10	1-5	6-6	0	2	2	5	13	2	1	0	2	31	
11	Bryan, Jenni	* 1-2	1-2	0-0	0	2	2	2	3	2	2	0	0	13	
15	Young, Toni	* 1-1	0-0	1-2	0	1	1	4	3	1	0	0	0	8	
25	Keller, Lindsey	* 0-3	0-2	2-2	1	2	3	5	2	2	1	0	0	9	
01	Robinson, Precious	1-8	0-0	0-0	1	4	5	2	2	2	2	0	1	20	
05	Blair-Mobley, Caroly	1-1	0-0	1-2	3	2	5	0	3	0	0	0	1	20	
13	Howard, Heather	0-0	0-0	0-0	0	0	0	1	0	0	3	0	0	8	
24	Crutchfield, Carissa	0-2	0-0	0-0	1	3	4	5	0	1	3	0	0	15	
31	Suttles, Kendra	2-8	0-2	0-0	3	1	4	2	4	0	1	0	2	13	
33	Dorsett, Jazmyn	0-2	0-0	0-0	0	0	0	0	0	1	0	0	0	3	
34	McIntyre, Vicky	10-17	0-0	4-9	4	4	8	2	24	1	1	1	0	29	
	Team				3	1	4								
	Totals	21-62	3-17	14-21	16	24	40	31	59	13	16	1	8	200	

FG % 1st Half: 11-29 37.9% 2nd half: 10-33 30.3% Game: 21-62 33.9%
 3FG % 1st Half: 2-9 22.2% 2nd half: 1-8 12.5% Game: 3-17 17.6%
 FT % 1st Half: 6-10 60.0% 2nd half: 8-11 72.7% Game: 14-21 66.7%

Deadball Rebounds 3

Iowa State 79 • 16-5, 4-3

##	Player	Total		3-Ptr		Rebounds			PF	TP	A	TO	Blk	Stl	Min
		FG-FGA	FG-FGA	FT-FTA	Off	Def	Tot								
10	Mansfield, Lauren	* 1-4	1-2	4-5	0	4	4	3	7	5	2	0	2	31	
11	Bolte, Kelsey	* 6-9	4-4	4-4	0	9	9	1	20	1	2	0	3	35	
23	Cole, Chassidy	* 1-3	0-1	3-4	1	3	4	3	5	1	3	0	0	31	
33	Poppens, Chelsea	* 1-3	0-0	1-4	1	7	8	4	3	2	4	0	2	16	
05	Prins, Anna	* 4-9	1-3	5-6	1	2	3	2	14	2	3	0	0	17	
07	Harris, Kelsey	1-3	1-2	2-4	0	0	0	0	5	0	0	0	0	10	
05	Christofferson, H.	5-8	2-4	3-4	1	0	1	3	15	4	0	2	0	25	
12	Schroll, Jessica	1-1	0-0	1-2	1	2	3	1	3	0	0	0	1	18	
24	Arganbright, Elly	0-0	0-0	0-0	0	0	0	0	0	0	0	0	0	2	
42	Zimmerman, Amanda	2-5	2-4	1-2	1	2	3	4	7	0	2	1	0	15	
	Team				1	0	1								
	Totals	22-45	11-20	24-35	7	29	36	21	79	15	16	3	8	200	

FG % 1st Half: 11-22 50.0% 2nd half: 11-23 47.8% Game: 22-45 48.9%
 3FG % 1st Half: 5-10 50.0% 2nd half: 6-10 60.0% Game: 11-20 55.0%
 FT % 1st Half: 13-17 76.5% 2nd half: 11-18 61.1% Game: 24-35 68.6%

Deadball Rebounds 3

Officials: Doug Miller, Ann Schroeder, Scott Fruehling
 Technical fouls: Oklahoma State-None. Iowa State-None.

Attendance: 9519

Fouled Out: OSU #25 Keller (7:57, 2nd); OSU #24 Crutchfield (3:09, 2nd)
 OSU #3 Bias (:36.2, 2nd)

Score by periods	1st	2nd	Total
Oklahoma State	30	29	59
Iowa State	40	39	79

	In	Off	2nd	Fast	Bench
Points	Paint	T/O	Chance	Break	
OSU	28	11	11	4	33
ISU	16	20	9	2	30

Last FG - OSU 2nd-00:24, ISU 2nd-02:08.
 Largest lead - OSU by 1 1st-19:13, ISU by 26 2nd-09:40.

Score tied - 0 times.
 Lead changed - 1 time.



GAME 21

STILLWATER, Okla. (AP) - When opponents decide to load up inside against preseason All-American Brittney Griner, top-ranked Baylor now has a way to relieve the pressure. Get the ball to Destiny Williams.

Griner scored 19 points and Williams had her second big game in a row with 17 points, leading the Bears past Oklahoma State 84-57 Sunday to achieve the best start to a season in school history.

The Cowgirls (13-8, 1-7 Big 12) decided to bear down on Griner, but that just left more room for Williams to hurt them with mid-range jumpers. She followed a career-high 19 points in her last game by going 6-for-8 in this one, giving the already-loaded Bears (21-1, 8-0) just one more weapon.

Visits to Gallagher-Iba Arena hadn't been friendly even to the best Bears teams in recent history. Baylor was also 20-1 and on a 13-game winning streak when it played at OSU three years ago, but fell behind by 19 in a game controlled by the Cowgirls.

The Bears had another 13-game winning streak snapped in Stillwater last season. This time, they had no trouble.

Baylor built a 20-point lead by halftime and then put away its 18th straight win with a 12-0 run early in the second half, when Griner finally got going.

Vicky McIntyre scored 12 points to lead Oklahoma State, which lost starting point guard Tiffany Bias to what Budke believed was a mild concussion. Bias was tripped on a drive to the basket, fell hard to the floor and then walked to the locker room with 12:26 left in the game and did not return to the bench.

Official Basketball Box Score -- Game Totals -- Final Statistics Baylor vs Oklahoma State 02-06-11 1:00 p.m. at Stillwater, Okla. (Gallagher-Iba Arena)

Baylor 84 • 21-1, 8-0

#	Player	Total	3-Ptr		Rebounds		PF	TP	A	TO	Blk	Stl	Min		
			FG-FGA	FG-FGA	FT-FTA	Off								Def	Tot
10	Williams, Destiny	f	6-8	0-0	5-5	0	7	7	3	17	1	4	1	2	25
42	Griner, Brittney	c	8-15	0-0	3-4	2	7	9	3	19	2	1	4	0	26
00	Sims, Odyssey	g	1-4	0-3	3-4	0	1	1	2	5	4	2	0	1	32
01	Hayden, Kimetria	g	2-7	1-2	2-2	0	2	2	2	7	4	2	0	3	26
05	Jones, Melissa	g	5-6	1-1	4-4	1	4	5	3	15	6	0	0	2	32
03	Madden, Jordan		2-2	2-2	0-0	0	1	1	3	6	1	1	0	1	13
04	Zachariason, Whitney		0-0	0-0	0-0	0	2	2	0	0	0	0	0	0	4
14	Robertson, Mackenzie		0-2	0-1	0-0	0	0	0	0	0	0	0	0	0	3
20	Cordrey, Terran		2-3	1-1	1-2	1	4	5	1	6	3	1	0	1	13
24	Field, Ashley		1-3	0-1	0-0	1	1	2	1	2	0	0	0	0	6
25	Palmer, Lindsay		0-0	0-0	0-0	0	1	1	0	0	1	1	0	0	6
32	Pope, Brooklyn		3-5	0-0	1-4	0	2	2	2	7	1	1	1	1	11
44	Chandler, Mariah		0-2	0-0	0-0	1	0	1	0	0	0	1	0	0	3
	Team					2	2	4							
	Totals		30-57	5-11	19-25	8	34	42	20	84	23	14	6	11	200
	FG % 1st Half:	14-26	53.8%	2nd half:	16-31	51.6%	Game:	30-57	52.6%						Deadball
	3FG % 1st Half:	3-5	60.0%	2nd half:	2-6	33.3%	Game:	5-11	45.5%						Rebounds
	FT % 1st Half:	12-14	85.7%	2nd half:	7-11	63.6%	Game:	19-25	76.0%						3

Oklahoma State 57 • 13-8, 1-7

#	Player	Total	3-Ptr		Rebounds		PF	TP	A	TO	Blk	Stl	Min		
			FG-FGA	FG-FGA	FT-FTA	Off								Def	Tot
15	Young, Toni	f	1-5	0-0	0-0	1	4	5	0	2	0	1	1	1	21
25	Keller, Lindsey	f	2-6	0-2	7-8	3	4	7	4	11	0	0	1	1	24
00	Garrison, Lakyn	g	3-9	1-7	0-0	0	0	0	0	7	2	1	0	2	25
03	Bias, Tiffany	g	2-11	1-6	2-2	1	1	2	1	7	1	3	0	1	26
11	Bryan, Jenni	g	0-2	0-2	0-0	0	3	3	4	0	3	1	0	0	17
01	Robinson, Precious		0-1	0-0	1-2	1	1	2	1	1	0	3	0	0	6
05	Blair-Mobley, Caroly		1-1	0-0	0-1	1	3	4	3	2	2	0	0	0	18
13	Howard, Heather		0-0	0-0	0-0	0	0	0	0	0	0	0	0	0	5
24	Crutchfield, Carissa		2-4	0-1	1-2	2	1	3	2	5	1	2	0	1	22
31	Suttles, Kendra		3-6	1-1	3-4	1	0	1	3	10	0	2	0	0	14
33	Dorsett, Jazmyn		0-0	0-0	0-0	0	1	1	0	0	0	0	0	0	3
34	McIntyre, Vicky		3-14	0-1	6-7	0	2	2	4	12	0	2	3	0	19
	Team					1	2	3			1				
	Totals		17-59	3-20	20-26	11	22	33	22	57	9	16	5	6	200
	FG % 1st Half:	7-28	25.0%	2nd half:	10-31	32.3%	Game:	17-59	28.8%						Deadball
	3FG % 1st Half:	2-9	22.2%	2nd half:	1-11	9.1%	Game:	3-20	15.0%						Rebounds
	FT % 1st Half:	7-8	87.5%	2nd half:	13-18	72.2%	Game:	20-26	76.9%						3

Officials: Tina Napier, Melissa Barlow, Roy Gulbeyan
Technical fouls: Baylor-None. Oklahoma State-None.
Attendance: 2471

Score by periods	1st	2nd	Total
Baylor	43	41	84
Oklahoma State	23	34	57

	In	Off	2nd	Fast	Bench
Points	Point	T/O	Chance	Break	
BU	30	25	11	2	21
OSU	18	17	11	6	30

Last FG - BU 2nd-04:14, OSU 2nd-00:38.
Largest lead - BU by 35 2nd-06:19, OSU by 2 1st-16:17.

*Score tied - 2 times.
Lead changed - 2 times.

GAME 22

STILLWATER, Okla. - Oklahoma State's women's basketball team snapped its four-game losing streak on Wednesday night with a 62-52 win over Texas Tech in front of 1,934 fans inside Gallagher-Iba Arena.

Behind a career night from sophomore Toni Young, the Cowgirls improved to 14-8 overall and 2-7 in Big 12 play. The loss was the sixth in a row for the Lady Raiders, who fell to 16-7 and 3-6. The win also snapped Tech's two-game winning streak in Stillwater.

Young recorded her league-leading 10th double-double behind a career-high 30 points and a game-high 13 rebounds.

The lead changed hands five times in the first eight minutes before Tech went up 17-12 with 8:30 remaining. However, the Cowgirls held the Lady Raiders without a field goal over the final 6:41 of the half and used a 13-2 run to grab a 29-22 at the break.

After a Young jumper to start the second half gave OSU a nine-point cushion, the Lady Raiders chipped away at the margin over the next eight minutes before regaining the lead at 42-41 with 11:39 left.

With less than six minutes left and facing a 46-45 deficit, the Cowgirls got five consecutive points from Young to regain a four-point advantage. The Lady Raiders tied the score twice over the next two minutes before Young hit eight free throws over the final 1:15 to seal the victory.

The Del City, Okla., native was joined in double figures by a pair of freshmen. Vicky McIntyre finished with 13 points, while Tiffany Bias returned from an injury during Sunday's game against Baylor with 10 points.

Official Basketball Box Score -- Game Totals -- Final Statistics
Texas Tech vs Oklahoma State
02-09-11 7 p.m. at Stillwater, Okla. (Gallagher-Iba Arena)

Texas Tech 52 • 16-7, 3-6

#	Player	Total		3-Ptr		Rebounds			PF	TP	A	TO	Blk	Stl	Min
		FG-FGA	FG-FGA	FT-FTA	Off	Def	Tot								
01	Barncastle, Jordan	f	0-1	0-1	0-0	0	2	2	0	0	0	0	0	0	11
04	Wickett, Teena	f	2-2	0-0	1-2	1	3	4	5	5	1	5	0	1	19
20	Mallard, Kierra	f	6-14	1-2	7-10	2	6	8	5	20	1	5	2	4	29
15	Morris, Casey	g	1-8	1-4	1-2	0	4	4	2	4	2	4	0	1	33
23	Smalls, Monique	g	0-0	0-0	0-0	0	1	1	1	0	0	2	2	0	3
00	Brown, Chynna		7-11	2-3	0-0	1	2	3	3	16	1	3	1	0	31
05	Hyde, Christine		1-4	0-0	1-2	4	2	6	2	3	2	2	0	2	17
24	Bokenkamp, Mary		0-2	0-1	0-0	0	1	1	0	0	0	0	0	0	8
33	Nobles, Shauntal		1-2	0-0	0-1	0	2	2	2	2	0	3	0	1	13
41	Baker, Kelsi		1-4	0-1	0-0	1	2	3	1	2	3	3	1	0	14
42	Walker, Ebony		0-0	0-0	0-0	0	0	0	0	0	0	0	0	0	0+
	Team					0	0	0							
	Totals		19-48	4-12	10-17	9	25	34	21	52	12	27	4	12	200
	FG % 1st Half:	8-24	33.3%	2nd half:	11-24	45.8%	Game:	19-48	39.6%						
	3FG % 1st Half:	3-8	37.5%	2nd half:	1-4	25.0%	Game:	4-12	33.3%						Deadball Rebounds 2
	FT % 1st Half:	3-6	50.0%	2nd half:	7-11	63.6%	Game:	10-17	58.8%						

Oklahoma State 62 • 14-8, 2-7

#	Player	Total		3-Ptr		Rebounds			PF	TP	A	TO	Blk	Stl	Min
		FG-FGA	FG-FGA	FT-FTA	Off	Def	Tot								
15	Young, Toni	f	10-16	0-0	10-12	4	9	13	2	30	1	4	0	2	30
25	Keller, Lindsey	f	0-1	0-0	0-0	2	2	4	4	0	1	2	0	0	21
34	McIntyre, Vicky	c	4-14	0-0	5-7	3	5	8	2	13	0	2	3	2	32
00	Garrison, Lakyn	g	1-5	0-3	0-0	0	0	0	0	2	1	2	0	3	28
24	Crutchfield, Carissa	g	0-2	0-1	0-3	0	1	1	0	0	0	1	0	1	15
01	Robinson, Precious		1-4	0-0	2-2	1	3	4	0	4	1	1	0	1	12
03	Bias, Tiffany		4-10	0-1	2-2	1	1	2	0	10	3	2	0	3	36
05	Blair-Mobley, Caroly		0-0	0-0	0-0	0	0	0	1	0	0	1	0	0	2
11	Bryan, Jenni		0-1	0-0	0-0	0	0	0	1	0	0	0	0	0	5
13	Howard, Heather		0-0	0-0	0-2	1	0	1	1	0	0	1	0	0	11
31	Suttles, Kendra		1-1	1-1	0-0	1	2	3	2	3	0	4	0	0	8
	Team					1	2	3							
	Totals		21-54	1-6	19-28	14	25	39	13	62	7	20	3	12	200
	FG % 1st Half:	11-27	40.7%	2nd half:	10-27	37.0%	Game:	21-54	38.9%						
	3FG % 1st Half:	0-2	0.0%	2nd half:	1-4	25.0%	Game:	1-6	16.7%						Deadball Rebounds 3
	FT % 1st Half:	7-11	63.6%	2nd half:	12-17	70.6%	Game:	19-28	67.9%						

Officials: Cameron Inouye, Eric Brewton, Amy Bonner
 Technical fouls: Texas Tech-None. Oklahoma State-None.
 Attendance: 1934
 Fouled Out: Texas Tech-- Wickett (4:28), Mallard (2:28)

Score by periods	1st	2nd	Total
Texas Tech	22	30	52
Oklahoma State	29	33	62

	In	Off	2nd	Fast	Bench
Points	Paint	T/O	Chance	Break	
TTU	10	12	3	0	23
OSU	30	24	9	8	17

Last FG - TTU 2nd-02:46, OSU 2nd-03:23.
 Largest lead - TTU by 5 1st-08:30, OSU by 10 2nd-00:08.

Score tied - 3 times.
 Lead changed - 11 times.



GAME 23

STILLWATER, Okla. — Oklahoma State’s women’s basketball team used an outstanding shooting performance on Saturday afternoon to cruise to an 80-57 win over Nebraska in front of 2,473 fans inside Gallagher-Iba Arena.

After a 1-for-11 start put OSU (15-8 overall, 3-7 Big 12) in a 10-2 hole early in the contest, the Cowgirls hit 32 of their final 52 field-goal attempts to cruise to their second-straight conference victory.

After jumping out to their early eight-point lead, the Huskers (12-12, 2-8) scored just four points over the next 12 minutes, allowing the Cowgirls to use a 19-2 run to jump in front 21-12.

Nebraska opened the second half with five consecutive points to trim the OSU lead to 27-23, but the Cowgirls answered with a 12-0 run to regain momentum.

After their slow start in the first half, Period Two proved to be just the opposite for the Cowgirls. OSU caught fire from the floor, hitting 64 percent (21-of-33) and lighting up the scoreboard with 53 points.

For the game, OSU shot 52.4 percent from the floor for its best shooting effort against a Big 12 opponent since hitting at a 55.7 percent clip at Missouri on Feb. 10, 2007.

Sophomore Toni Young followed up a career-best outing against Texas Tech on Wednesday with another dominating performance on Saturday. Coming off a 30-point showing against the Lady Raiders, the Del City, Okla., native exploded in the second half, scoring 16 of her game-high 20 points to go with 11 rebounds for her Big 12-leading eleventh double-double of the year.

Official Basketball Box Score -- Game Totals -- Final Statistics
Nebraska vs Oklahoma State
02-12-11 2 p.m. at Stillwater, Okla. (Gallagher-Iba Arena)

Nebraska 57 • 12-12, 2-8

Table with 13 columns: #, Player, Total (FG-FGA, 3-Ptr FG-FGA, FT-FTA), Rebounds (Off, Def, Tot), PF, TP, A, TO, Blk, Stl, Min. Rows include Hooper, Jordan; Periago, Jessica; Redmon, Catheryn; Moore, Lindsey; Burke, Kaitlyn; Williams, Meghin; Leick, Katya; Sidhu, Harleen; Maurer, Adrianna; Team; Totals.

Summary statistics for Nebraska: FG % 1st Half: 8-33 24.2%, 2nd half: 12-30 40.0%, Game: 20-63 31.7%; 3FG % 1st Half: 2-15 13.3%, 2nd half: 5-11 45.5%, Game: 7-26 26.9%; FT % 1st Half: 0-0 0.0%, 2nd half: 10-15 66.7%, Game: 10-15 66.7%; Deadball Rebounds: 0

Oklahoma State 80 • 15-8, 3-7

Table with 13 columns: #, Player, Total (FG-FGA, 3-Ptr FG-FGA, FT-FTA), Rebounds (Off, Def, Tot), PF, TP, A, TO, Blk, Stl, Min. Rows include Young, Toni; McIntyre, Vicky; Garrison, Lakyn; Bias, Tiffany; Blair-Mobley, Caroly; Robinson, Precious; Bryan, Jenni; Howard, Heather; Crutchfield, Carissa; Keller, Lindsey; Suttles, Kendra; Team; Totals.

Summary statistics for Oklahoma State: FG % 1st Half: 12-30 40.0%, 2nd half: 21-33 63.6%, Game: 33-63 52.4%; 3FG % 1st Half: 1-11 9.1%, 2nd half: 6-11 54.5%, Game: 7-22 31.8%; FT % 1st Half: 2-3 66.7%, 2nd half: 5-8 62.5%, Game: 7-11 63.6%; Deadball Rebounds: 2

Officials: Felicia Grinter, Billy Smith, Chaney Muench
Technical Fouls: Nebraska-None. Oklahoma State-None.
Attendance: 2473

Score by periods table with columns: 1st, 2nd, Total. Rows: Nebraska (18, 39, 57), Oklahoma State (27, 53, 80)

Points in game table with columns: In Point, Off T/O, 2nd Chance, Fast Break, Bench. Rows: NU (18, 2, 11, 2, 14), OSU (34, 22, 8, 8, 34)

Last FG - NU 2nd-00:18, OSU 2nd-00:27.
Largest lead - NU by 8 1st-14:15, OSU by 26 2nd-02:36.

Score tied - 3 times.
Lead changed - 1 time.



GAME 24

COLUMBIA, Mo. - Oklahoma State's women's basketball team saw its two-game winning streak come to an end on Wednesday night with a 71-65 overtime loss to Missouri.

For the second-straight contest, the Cowgirls (15-9 overall, 3-8 Big 12) got off to a slow offensive start, hitting just two of their first 12 shots to trail the Tigers (12-13, 4-7) for much of the first half. The Cowgirls found their touch to close out the half, hitting nine of their final 18 shots of the half and getting seven consecutive points from Vicky McIntyre to regain the lead at 23-21 with 9:14 remaining. OSU used a 6-0 run over the final three minutes of the half to take a 33-30 lead into the locker room at halftime.

Sophomore Toni Young nearly recorded her third consecutive double-double in the first half, logging 11 points and nine rebounds during the first 20 minutes. The Del City, Okla., native finished the contest with 22 points and a school-record 22 rebounds for her league-leading 12th double-double.

Freshman Kendra Suttles scored eight points over a two-minute stretch to stretch the Cowgirl advantage into double figures for the first time at 47-36 with 12:17 remaining in the contest.

OSU went scoreless over the final four minutes while the Tigers used an 11-0 run to tie the game at 54 apiece with 1:08 remaining. With 30 seconds remaining, Brown had a chance to put Missouri in front, but Young blocked her layup attempt and secured the rebound to give the Cowgirls one final crack in regulation.

The Cowgirls scored the opening bucket in the extra frame, but the Tigers scored the next nine to put the game away.

Official Basketball Box Score -- Game Totals -- Final Statistics
Oklahoma State vs Missouri
02-16-11 7 p.m. at Mizzou Arena

Oklahoma State 65 • 15-9, 3-8

#	Player		Total			3-Ptr			Rebounds			PF	TP	A	TO	Blk	Stl	Min
			FG-FGA	FG-FGA	FT-FTA	Off	Def	Tot	Off	Def	Tot							
13	Howard, Heather	f	0-1	0-1	0-0	1	2	3	3	0	0	3	0	0	0	0	23	
15	Young, Toni	f	9-23	0-0	4-9	11	11	22	4	22	0	5	3	1	37			
25	Keller, Lindsey	c	2-6	0-1	0-2	2	1	3	2	4	0	4	0	2	23			
00	Garrison, Lakyn	g	1-7	1-5	0-0	0	0	0	1	3	1	1	0	2	39			
03	Bias, Tiffany	g	3-6	0-0	0-0	1	5	6	5	6	3	7	0	2	37			
05	Blair-Mobley, Caroly		0-1	0-0	0-0	0	2	2	1	0	1	0	0	2	13			
24	Crutchfield, Carissa		4-9	0-0	0-3	2	2	4	4	8	2	2	0	0	22			
31	Suttles, Kendra		2-3	2-2	2-2	1	1	2	2	8	3	1	0	0	16			
34	McIntyre, Vicky		6-12	0-0	2-5	5	2	7	4	14	0	3	2	0	15			
	Team					0	2	2			1							
Totals			27-68	3-9	8-21	23	28	51	26	65	10	27	5	9	225			

FG % 1st Half:	15-37	40.5%	2nd half:	7-16	43.8%	OT:	5-15	33.3%	Game:	27-68	39.7%	Deadball
3FG % 1st Half:	1-5	20.0%	2nd half:	2-3	66.7%	OT:	0-1	0.0%	Game:	3-9	33.3%	Rebounds
FT % 1st Half:	2-4	50.0%	2nd half:	5-9	55.6%	OT:	1-8	12.5%	Game:	8-21	38.1%	7

Missouri 71 • 12-13, 4-7

#	Player		Total			3-Ptr			Rebounds			PF	TP	A	TO	Blk	Stl	Min
			FG-FGA	FG-FGA	FT-FTA	Off	Def	Tot	Off	Def	Tot							
22	Brock, BreAnna	f	1-2	0-0	1-3	1	1	2	3	3	0	0	0	0	10			
44	Jones, Shakara	f	1-10	0-2	1-2	3	3	6	5	3	2	7	1	2	41			
10	Otote, Jasmyin	g	1-6	1-5	0-0	1	2	3	0	3	3	1	0	0	22			
21	Crafton, Sydney	g	1-5	1-2	5-8	2	4	6	0	8	1	3	0	1	38			
23	Brown, RaeShara	g	5-14	4-7	6-10	2	6	8	4	20	4	5	0	6	43			
02	Gee, Bailey		0-0	0-0	1-2	0	0	0	0	1	0	0	0	2				
25	Thornton, Treenee		2-6	2-6	4-4	0	4	4	0	10	5	1	1	1	35			
50	Flores, Christine		8-15	2-5	5-7	4	3	7	5	23	1	4	1	2	34			
	Team					2	1	3	2		2							
Totals			19-58	10-27	23-36	15	24	39	19	71	16	23	3	12	225			

FG % 1st Half:	11-30	36.7%	2nd half:	6-25	24.0%	OT:	2-3	66.7%	Game:	19-58	32.8%	Deadball
3FG % 1st Half:	5-16	31.3%	2nd half:	4-10	40.0%	OT:	1-1	100.0	Game:	10-27	37.0%	Rebounds
FT % 1st Half:	3-6	50.0%	2nd half:	8-12	66.7%	OT:	12-18	66.7%	Game:	23-36	63.9%	9

Officials: Scott Yarbrough, Lisa Jones, Bryan Entlerline
 Technical fouls: Oklahoma State-Howard, Heather. Missouri-TEAM 2.
 Attendance: 1463

Score by periods	1st	2nd	OT	Total
Oklahoma State	33	21	11	65
Missouri	30	24	17	71

	Points	In Paint	Off T/O	2nd Chancd	Fast Break	Bench
OSU	34	18	15	2	30	
MU	14	24	8	0	34	

Last FG - OSU OT-00:04, MU OT-03:00.
 Largest lead - OSU by 13 2nd-09:40, MU by 7 OT-02:17.

Score tied - 3 times.
 Lead changed - 9 times.



GAME 25

COLLEGE STATION, Texas—Texas A&M coach Gary Blair used his pregame speech to talk to his team about No. 1 Baylor's loss to unranked Texas Tech earlier in the day. He wanted to make sure the same thing didn't happen to his fifth-ranked Aggies. For a while, though, it looked like they didn't get the message.

They finally got going late with Danielle Adams scoring 24 points as Texas A&M outlasted Oklahoma State 76-67 on Saturday night.

The score was tied 54-all with about 5 minutes remaining before Texas A&M (22-3, 10-2 Big 12) scored 11 straight points. Sydney Colson scored the first five points in that run and Adams capped it with a jump shot with about 2 minutes left.

The Aggies were up by 16 points in the first half before Oklahoma State (15-10, 3-9) took the lead midway through the second period. Texas A&M had trouble feeding Adams down low and was cold from outside for most of the second half to allow the Cowgirls to hang around until the late run.

The Cowgirls took their first lead since early in the game, 51-50, on a three-point play by Vicky McIntyre with just under 9 minutes remaining.

Tiffany Bias scored 20 points and had five assists for Oklahoma State, who had 23 turnovers that led to 27 points by the Aggies. Nineteen of Young's points came after halftime when she asked Budke to get her the ball more.

Oklahoma State scored the first seven points of the second half to continue a run that started in the first half and tied it at 36-all with 18 minutes remaining.

Official Basketball Box Score -- Game Totals -- Final Statistics
Oklahoma State vs Texas A&M
02-19-11 6:00 PM at College Station, Texas - Reed Arena

Oklahoma State 67 • 15-10, 3-9

Table with columns: #, Player, Total (FG-FGA, FG-FGA, FT-FTA), Rebounds (Off, Def, Tot), PF, TP, A, TO, Blk, Stl, Min. Lists player stats for Oklahoma State.

FG % 1st Half: 9-26 34.6% 2nd half: 15-25 60.0% Game: 24-51 47.1%
3FG % 1st Half: 1-4 25.0% 2nd half: 3-7 42.9% Game: 4-11 36.4%
FT % 1st Half: 10-12 83.3% 2nd half: 5-7 71.4% Game: 15-19 78.9%

Texas A&M 76 • 22-3, 10-2

Table with columns: #, Player, Total (FG-FGA, FG-FGA, FT-FTA), Rebounds (Off, Def, Tot), PF, TP, A, TO, Blk, Stl, Min. Lists player stats for Texas A&M.

FG % 1st Half: 12-29 41.4% 2nd half: 11-35 31.4% Game: 23-64 35.9%
3FG % 1st Half: 4-13 30.8% 2nd half: 3-10 30.0% Game: 7-23 30.4%
FT % 1st Half: 8-11 72.7% 2nd half: 15-17 88.2% Game: 23-28 82.1%

Officials: Gator Parrish, Bill Laranca, Michol Murray
Technical fouls: Oklahoma State-None. Texas A&M-None.
Attendance: 6470

Score by periods table with columns: 1st, 2nd, Total. Rows for Oklahoma State and Texas A&M.

Points in Paint, Off T/O, 2nd Chance, Fast Break, Bench table with columns: Points, In Paint, Off T/O, 2nd Chance, Fast Break, Bench. Rows for OSU and TAMU.

Last FG - OSU 2nd-00:24, TAMU 2nd-01:25.
Largest lead - OSU by 2 1st-19:49, TAMU by 16 1st-09:54.

Score tied - 7 times.
Lead changed - 5 times.



GAME 26

STILLWATER, Okla. - Oklahoma State's women's basketball team fell victim to a late rally by Kansas on Wednesday night en route to its third-straight defeat, suffering a 73-66 loss to the Jayhawks in front of 2,065 fans inside Gallagher-Iba Arena.

The Cowgirls (15-11 overall, 3-10 Big 12) led for much of the contest, but never held an advantage of more than six points, allowing the Jayhawks (18-9, 5-8) to stay within striking distance.

Despite shooting 49 percent and holding a 24-11 rebounding advantage over KU in the first half, OSU was only able to take a 35-32 lead into the break. The Cowgirls got a productive 20 minutes from freshman Vicky McIntyre, who poured in 16 of her 18 points to help stake OSU to its three-point lead.

After sitting much of the first half with foul trouble, sophomore Toni Young scored 14 of her game-high 20 points after the intermission to keep the Cowgirls in front for the majority of the half. The Del City, Okla., native also pulled a game-high eight rebounds, but saw her double-double streak come to an end at four-straight games.

The Jayhawks took their first lead of the second half at the 5:55 mark on a jumper by Carolyn Davis that put them in front 54-53.

The two teams exchanged the lead on five of the game's next six possessions before back-to-back 3-pointers by KU with less than three minutes remaining put the Jayhawks in front for good. After Angel Goodrich drilled a trey at the 2:26 mark, Monica Engelman followed with one of her own a minute later.

Official Basketball Box Score -- Game Totals -- Final Statistics
Kansas vs Oklahoma State
02-23-11 7 p.m. at Stillwater, Okla. (Gallagher-Iba Arena)

Kansas 73 • 18-9, 5-8

#	Player	Total		3-Ptr	Rebounds			PF	TP	A	TO	Blk	Stl	Min	
		FG-FGA	FG-FGA	FT-FTA	Off	Def	Tot								
21	Davis, Carolyn	f	3-5	0-0	3-4	0	1	1	5	9	0	1	1	2	16
33	Jackson, Tania	f	4-7	3-3	1-2	2	2	4	3	12	0	0	1	0	30
13	Engelman, Monica	g	4-8	2-4	0-0	1	4	5	0	10	7	4	0	3	40-
20	Moore, Diara	g	2-7	0-1	2-2	2	1	3	0	6	1	2	0	1	26
23	Goodrich, Angel	g	5-10	1-3	3-4	0	4	4	1	14	5	2	0	2	40
01	Sutherland, Aishah		4-7	0-0	6-8	2	5	7	1	14	1	4	1	2	22
05	Mays, Keena		0-2	0-2	1-2	0	3	3	1	1	1	1	0	0	14
14	Boogaard, Krysten		2-6	0-0	3-4	3	0	3	3	7	0	0	0	0	12
	Team					0	0	0							
Totals			24-52	6-13	19-26	10	20	30	14	73	15	14	3	10	200

FG % 1st Half: 11-25 44.0% 2nd half: 13-27 48.1% Game: 24-52 46.2%
 3FG % 1st Half: 3-8 37.5% 2nd half: 3-5 60.0% Game: 6-13 46.2%
 FT % 1st Half: 7-10 70.0% 2nd half: 12-16 75.0% Game: 19-26 73.1%
 Deadball Rebounds 0

Oklahoma State 66 • 15-11, 3-10

#	Player	Total		3-Ptr	Rebounds			PF	TP	A	TO	Blk	Stl	Min	
		FG-FGA	FG-FGA	FT-FTA	Off	Def	Tot								
15	Young, Toni	f	10-19	0-0	0-0	3	5	8	3	20	0	2	0	1	23
25	Keller, Lindsey	f	1-4	1-1	0-0	2	3	5	3	3	4	4	0	0	26
03	Bias, Tiffany	g	5-12	0-2	2-2	1	4	5	5	12	2	3	0	0	36
05	Blair-Mobley, Caroly	g	0-1	0-1	0-0	2	1	3	0	0	1	1	0	0	20
24	Crutchfield, Carissa	g	2-2	0-0	1-2	1	0	1	2	5	3	2	0	2	18
00	Garrison, Lakyn		2-6	2-5	0-2	1	1	2	3	6	2	0	0	1	26
11	Bryan, Jenni		0-2	0-2	0-0	1	1	2	1	0	1	0	0	0	4
13	Howard, Heather		1-2	0-0	0-0	5	1	6	0	2	0	2	0	0	15
31	Suttles, Kendra		0-0	0-0	0-0	0	2	2	0	0	1	1	0	0	8
34	McIntyre, Vicky		9-20	0-0	0-1	1	6	7	3	18	0	2	5	0	24
	Team					2	1	3							
Totals			30-68	3-11	3-7	19	25	44	20	66	14	17	5	4	200

FG % 1st Half: 16-33 48.5% 2nd half: 14-35 40.0% Game: 30-68 44.1%
 3FG % 1st Half: 2-7 28.6% 2nd half: 1-4 25.0% Game: 3-11 27.3%
 FT % 1st Half: 1-3 33.3% 2nd half: 2-4 50.0% Game: 3-7 42.9%
 Deadball Rebounds 3

Officials: Dee Kantner, Eric Brewton, Charles Carroll
 Technical fouls: Kansas-None. Oklahoma State-None.
 Attendance: 2065
 Fouled Out: OSU - Bias (00:36), KU - Davis (00:25)

Score by periods	1st	2nd	Total
Kansas	32	41	73
Oklahoma State	35	31	66

	1st	Off	2nd	Fast	Bench
Points	Point	T/O	Chance	Break	
KU	20	26	13	6	22
OSU	40	10	12	2	26

Last FG - KU 2nd-01:18, OSU 2nd-00:05.
 Largest lead - KU by 8 2nd-00:10, OSU by 6 1st-10:27.

Score tied - 4 times.
 Lead changed - 11 times.



GAME 27

LUBBOCK, Texas - Oklahoma State's women's basketball team dropped its fourth-straight contest on Saturday night, falling 57-48 to Texas Tech in front of 7,536 fans inside United Spirit Arena.

The Lady Raiders (20-8 overall, 7-7 Big 12) held the Cowgirls (15-12, 3-11) scoreless for the first four minutes of the game and opened the contest on a 16-2 run.

OSU came out cold, hitting just one of its first 10 field-goal attempts, but answered with a 10-0 run, including six points from freshman Vicky McIntyre, to cut the deficit to five at 19-14 with 10 minutes remaining in the first half.

Tech answered with the game's next six points to push the margin back into double figures at 25-14. The Cowgirls closed the gap to 25-21, but Tech's Casey Morris drilled her third and fourth 3-pointers of the half inside the final minute of play to send the Lady Raiders into the halftime locker room up 31-23.

The second half got off to a sloppy start for both teams with neither squad scoring for the first three minutes and combining for four turnovers.

Senior Lakyn Garrison nailed her third 3-pointer of the game from the top of the key with just under 10 minutes to go to give OSU its first lead of the contest at 40-39. McIntyre extended the margin with a pair of free throws at the eight-minute mark.

With Tech leading 49-44, Bias made a conventional 3-point play to pull OSU within one possession at the 2:52 mark, but OSU could get no closer.

Morris paced all scorers with 17 points, while McIntyre led OSU with 14 points.

Official Basketball Box Score -- Game Totals -- Final Statistics
Oklahoma State vs Texas Tech
02-26-11 5 p.m. at Lubbock, Texas (United Spirit Arena)

Oklahoma State 48 • 15-12/3-11

Table with 13 columns: #, Player, FG-FGA, 3-Ptr FG-FGA, FT-FTA, Rebounds (Off, Def, Tot), PF, TP, A, TO, Blk, Stl, Min. Rows include Young, Toni; McIntyre, Vicky; Bias, Tiffany; Bryan, Jenni; Crutchfield, Carissa; Garrison, Lakyn; Blair-Mobley, Caroly; Howard, Heather; Suttles, Kendra; Team; Totals.

Summary statistics for Oklahoma State: FG % 1st Half: 11-28 39.3%, 2nd half: 9-26 34.6%, Game: 20-54 37.0%; 3FG % 1st Half: 1-7 14.3%, 2nd half: 3-7 42.9%, Game: 4-14 28.6%; FT % 1st Half: 0-3 0.0%, 2nd half: 4-5 80.0%, Game: 4-8 50.0%. Deadball Rebounds: 2

Texas Tech 57 • 20-8/7-7

Table with 13 columns: #, Player, FG-FGA, 3-Ptr FG-FGA, FT-FTA, Rebounds (Off, Def, Tot), PF, TP, A, TO, Blk, Stl, Min. Rows include Wickett, Teena; Mallard, Kierra; Hyde, Christine; Morris, Casey; Smalls, Monique; Brown, Chynna; Barncastle, Jordan; Bokenkamp, Mary; Nobles, Shauntal; Baker, Kelsi; Team; Totals.

Summary statistics for Texas Tech: FG % 1st Half: 11-25 44.0%, 2nd half: 7-28 25.0%, Game: 18-53 34.0%; 3FG % 1st Half: 5-10 50.0%, 2nd half: 2-12 16.7%, Game: 7-22 31.8%; FT % 1st Half: 4-6 66.7%, 2nd half: 10-14 71.4%, Game: 14-20 70.0%. Deadball Rebounds: 3

Officials: Michael Price, Brian Hall, Chaney Muench
Technical fouls: Oklahoma State-None. Texas Tech-None.
Attendance: 7536

Score by periods table with columns: 1st, 2nd, Total. Rows: Oklahoma State (23, 25, 48), Texas Tech (31, 26, 57)

Points by quarter table with columns: 1st, Off T/O, 2nd, Fast Break, Bench. Rows: OSU (24, 18, 16, 2, 15), TTU (20, 12, 6, 4, 7)

Last FG - OSU 2nd-02:51, TTU 2nd-01:32.
Largest lead - OSU by 3 2nd-08:00, TTU by 15 1st-13:00.

Score tied - 1 time.
Lead changed - 2 times.



GAME 28

NORMAN, Okla. (AP) - Oklahoma's seniors have thrived at Lloyd Noble Center during their careers and did so again on Wednesday night during their final home game.

Point guard Danielle Robinson had 13 points, nine rebounds and five assists and forward Carlee Roethlisberger had 14 points and seven rebounds as No. 18 Oklahoma rolled past Oklahoma State 81-66.

Oklahoma has won eight straight games against Oklahoma State (15-13, 3-12) and 24 of the last 25 in the Bedlam series. The Cowgirls have lost five straight games overall and went 0-8 on the road during conference play this season.

Toni Young led Oklahoma State with a career-high 31 points. The Cowgirls will close the regular season at home against Texas on Saturday, and still could earn a Women's National Invitation Tournament berth.

The Cowgirls rallied to take their only lead at 20-19 on a basket by Young midway through the half, but Robinson put the Sooners ahead for good with a three-point play 9:24 before halftime.

Oklahoma led 36-30 at halftime. Vicky McIntyre scored immediately for the Cowgirls, but they missed their next seven shots and the Sooners went on a 13-0 run, capped by a 3-pointer by Whitney Hand that made it 49-32 with 16:08 left.

Oklahoma shot 50 percent from 3-point range and the Sooners finished with 14 3-pointers, their third-highest total of the season.

Hand added 10 points for Oklahoma. McIntyre scored 10 points for Oklahoma State.

Official Basketball Box Score -- Game Totals -- Final Statistics
Oklahoma State vs Oklahoma
03-02-11 7:07 p.m. at Lloyd Noble Center (Norman, Okla.)

Oklahoma State 66 • 15-13, 3-12

##	Player	Total		3-Ptr	FT-FTA	Rebounds			PF	TP	A	TO	Blk	Stl	Min
		FG-FGA	FG-FGA			Off	Def	Tot							
15	Young, Toni	f	13-21	0-0	5-9	2	2	4	2	31	1	1	4	1	28
31	Suttles, Kendra	f	3-5	0-0	0-0	0	2	2	1	6	2	1	0	0	14
34	McIntyre, Vicky	c	4-12	0-0	2-2	0	3	3	1	10	0	0	2	0	26
00	Garrison, Lakyn	g	3-5	3-5	0-0	0	3	3	2	9	3	0	0	0	37
03	Bias, Tiffany	g	3-7	0-3	2-4	0	4	4	4	8	3	5	0	1	36
01	Robinson, Precious	0	0-1	0-0	0-0	0	0	0	0	0	0	0	0	0	2
05	Blair-Mobley, Caroly	0	0-2	0-1	0-0	0	4	4	0	0	1	1	0	1	23
11	Bryan, Jenni	0	0-0	0-0	0-0	0	0	0	2	0	0	1	0	0	1
13	Howard, Heather	0	0-0	0-0	0-0	0	1	1	2	0	0	1	0	0	10
24	Crutchfield, Carissa	0	0-1	0-0	0-0	0	2	2	0	0	2	1	0	1	12
25	Keller, Lindsey	0	1-2	0-0	0-0	1	0	1	4	2	1	0	0	0	11
Team						1	5	6							
Totals			27-56	3-9	9-15	4	26	30	18	66	13	11	6	4	200

FG % 1st Half: 13-27 48.1% 2nd half: 14-29 48.3% Game: 27-56 48.2%
 3FG % 1st Half: 2-4 50.0% 2nd half: 1-5 20.0% Game: 3-9 33.3%
 FT % 1st Half: 2-4 50.0% 2nd half: 7-11 63.6% Game: 9-15 60.0%

Deadball Rebounds 2

Oklahoma 81 • 20-9,10-5

##	Player	Total		3-Ptr	FT-FTA	Rebounds			PF	TP	A	TO	Blk	Stl	Min
		FG-FGA	FG-FGA			Off	Def	Tot							
10	Roethlisberger,C	f	5-13	3-7	1-1	1	6	7	3	14	2	2	2	2	26
04	Griffin,Nicole	c	1-2	0-0	4-5	0	1	1	3	6	0	1	0	1	21
03	Ellenberg,Aaryn	g	8-16	5-10	2-3	0	1	1	0	23	3	2	0	1	30
13	Robinson,Danielle	g	4-9	0-0	5-5	1	8	9	4	13	5	3	0	2	35
14	Willis,Lauren	g	2-2	2-2	0-0	0	0	0	1	6	0	0	0	0	16
12	Cerina,Jelena	0	0-0	0-0	0-0	0	0	0	0	0	0	0	0	0	0+
22	Hook,Morgan	0	1-3	1-3	0-0	1	0	1	0	3	0	2	0	0	5
25	Hand,Whitney	0	3-8	3-6	1-2	2	5	7	0	10	3	0	0	0	29
31	Morrison,Kodi	0	0-0	0-0	0-0	0	0	0	0	0	0	0	0	0	1
34	Jeffcoat,Jacqueline	0	0-0	0-0	0-0	0	1	1	2	0	0	0	0	0	2
44	Cloman,Lyndsey	0	2-3	0-0	2-2	1	1	2	1	6	0	2	0	0	13
45	Hartman,Jasmine	0	0-1	0-0	0-0	0	1	1	0	0	0	0	0	0	10
53	McFarland,Joanna	0	0-3	0-0	0-0	2	3	5	1	0	1	1	0	1	12
Team						3	2	5							
Totals			26-60	14-28	15-18	11	29	40	15	81	14	13	2	7	200

FG % 1st Half: 13-35 37.1% 2nd half: 13-25 52.0% Game: 26-60 43.3%
 3FG % 1st Half: 7-17 41.2% 2nd half: 7-11 63.6% Game: 14-28 50.0%
 FT % 1st Half: 3-4 75.0% 2nd half: 12-14 85.7% Game: 15-18 83.3%

Deadball Rebounds 0

Officials: Tina Napier, Maj Forsberg, Gator Parrish
 Technical fouls: Oklahoma State-None. Oklahoma-None.
 Attendance: 7401

Score by periods	1st	2nd	Total
Oklahoma State	30	36	66
Oklahoma	36	45	81

	In	Off	2nd	Fast	Bench
Points	Paint	T/O	Chance	Break	
OSU	30	8	4	4	2
OU	14	19	5	6	19

Last FG - OSU 2nd-01:43, OU 2nd-02:05.
 Largest lead - OSU by 1 1st-10:10, OU by 26 2nd-07:31.

Score tied - 0 times.
 Lead changed - 2 times.



GAME 29

STILLWATER, Okla. - Oklahoma State's women's basketball team held off Texas on Senior Night, defeating the Longhorns 68-67 on Senior Night in front of 2,444 fans inside Gallagher-Iba Arena.

In the final home game for seniors Lakyn Garrison and Precious Robinson, the Cowgirls snapped a five-game losing streak with the win to improve to 16-13 overall and 4-12 in Big 12 play. The Longhorns fell to 18-12 and 7-9.

After Texas jumped out to an early six-point lead, the Cowgirls reeled off a 15-0 run to that saw them make seven-straight shots from the floor to take a 20-11 lead with less than eight minutes left in the first half. The Longhorns chipped away at the margin and got a pair of 3-pointers on consecutive possessions from Chassidy Fussell to regain the lead at 28-27 with 37 seconds left in the half.

OSU did not trail long as freshman Vicky McIntyre scored 25 seconds later to send OSU into the intermission with a 29-28 advantage.

The second half was tightly contested through the first 14 minutes with six ties and neither team leading by more than five. The Cowgirls gained a little breathing room on a jumper by sophomore Toni Young, which pushed OSU's lead out to 55-48 at the six-minute mark. A pair of free throws by freshman Tiffany Bias extended the margin to nine with two minutes left before Texas staged a late rally.

After a pair of free throws, the Longhorns forced a turnover and Yvonne Anderson's layup cut the lead to 61-56. Anderson hit a 3-pointer on Texas' next possession to trim the margin to three at 62-59 with a minute left.

Official Basketball Box Score -- Game Totals -- Final Statistics

Texas vs Oklahoma State

03-05-11 7 p.m. at Stillwater, Okla. (Gallagher-Iba Arena)

Texas 67 • 18-12, 7-9

Table with columns: Player, FG-FGA, 3-Ptr FG-FGA, FT-FTA, Rebounds (Off, Def, Tot), PF, TP, A, TO, Blk, Stl, Min. Includes player stats for Gayle, Nash, Anderson, Fussell, Fontenette, Moore, Bass, and Nash.

Summary statistics for Texas: FG % 1st Half: 10-34 29.4%, 2nd half: 13-37 35.1%, Game: 23-71 32.4%; 3FG % 1st Half: 5-16 31.3%, 2nd half: 5-14 35.7%, Game: 10-30 33.3%; FT % 1st Half: 3-6 50.0%, 2nd half: 8-11 72.7%, Game: 11-17 64.7%. Deadball Rebounds: 3,1

Oklahoma State 68 • 16-13, 4-12

Table with columns: Player, FG-FGA, 3-Ptr FG-FGA, FT-FTA, Rebounds (Off, Def, Tot), PF, TP, A, TO, Blk, Stl, Min. Includes player stats for Young, Garrison, Robinson, Blas, Blair-Mobley, Howard, Crutchfield, Keller, Lindsey, Suttles, and McIntyre.

Summary statistics for Oklahoma State: FG % 1st Half: 13-30 43.3%, 2nd half: 12-30 40.0%, Game: 25-60 41.7%; 3FG % 1st Half: 3-9 33.3%, 2nd half: 4-9 44.4%, Game: 7-18 38.9%; FT % 1st Half: 0-0 0.0%, 2nd half: 11-18 61.1%, Game: 11-18 61.1%. Deadball Rebounds: 3

Officials: Brian Hall, Charles Carroll, Nick Marshall
Technical fouls: Texas-None. Oklahoma State-None.
Attendance: 2444

Score by periods table with columns: 1st, 2nd, Total. Texas: 28, 39, 67. Oklahoma State: 29, 39, 68.

Points In Paint, Off T/O, 2nd Chance, Fast Break, Bench. Texas: 18, 13, 21, 0, 5. OSU: 28, 11, 7, 0, 31.

Last FG - UT 2nd-00:01, OSU 2nd-00:49.
Largest lead - UT by 6 1st-14:26, OSU by 9 1st-07:54.

Score tied - 7 times.
Lead changed - 10 times.



GAME 30

KANSAS CITY, Mo. - Oklahoma State's women's basketball team was eliminated during the first round of play at the Big 12 Championship on Tuesday, suffering a 75-52 loss to Texas Tech in front of 3,257 fans inside Municipal Auditorium.

The Cowgirls (16-14 overall, 4-12 Big 12) raced out to an early 8-0 lead while holding the Lady Raiders (22-9, 8-8) without a field goal for the game's first four minutes.

Tech clawed back over the next eight minutes and drew even at 15 apiece before taking a four-point lead at 19-15 when Kierra Mallard capped an 8-0 run with a jumper.

With OSU struggling offensively to the tune of a 9-of-35 (26 percent) performance in the half, the Lady Raiders headed into the half with a 26-22 advantage.

Trailing by 10, the Cowgirls got back-to-back 3-pointers from freshman Tiffany Bias and junior Carolyn Blair-Mobley to cut the deficit to 40-36 with 14 minutes remaining.

However, OSU's offense once again went silent as the Cowgirls missed their next eight shots from the floor and were held scoreless until 5:56 remained in the contest and Tech holding a 23-point advantage.

OSU freshman Vicky McIntyre led all scorers with 21 points, while sophomore Toni Young added eight points and a game-high 11 rebounds.

Monique Smalls paced the Lady Raiders with 15 points.

Official Basketball Box Score -- Game Totals -- Final Statistics
Oklahoma State vs Texas Tech
03-08-11 7:30 p.m. at Municipal Auditorium - Kansas City, Mo.

Oklahoma State 52 • (11) 16-14, 4-12

#	Player	Total			Rebounds			PF	TP	A	TO	Blk	Stl	Min
		FG-FGA	3-Ptr	FT-FTA	Off	Def	Tot							
00	Garrison, Lakyn	* 3-7	3-7	0-0	1	0	1	3	9	0	0	0	1	27
03	Bias, Tiffany	* 2-12	1-4	1-1	1	0	2	4	6	2	2	2	0	36
13	Howard, Heather	* 1-3	1-3	0-0	0	0	0	1	3	2	1	0	0	13
15	Young, Toni	* 4-15	0-0	0-0	4	7	11	4	8	2	3	0	2	26
34	McIntyre, Vicky	* 7-13	0-0	7-9	4	5	9	2	21	0	2	5	0	32
05	Blair-Mobley, Carolyn	* 1-3	1-2	0-0	0	0	0	0	3	1	2	0	0	19
11	Bryan, Jenni	0-1	0-0	0-0	0	0	0	1	0	1	0	0	0	8
24	Crutchfield, Carissa	1-2	0-0	0-1	0	2	2	2	2	2	0	0	1	16
25	Keller, Lindsey	0-1	0-0	0-0	1	1	2	1	0	0	0	0	0	12
31	Suttles, Kendra	0-2	0-1	0-1	0	1	1	1	0	1	1	0	0	11
Team					2	3	5							
Totals		19-59	6-17	8-12	12	21	33	19	52	11	13	7	4	200
FG % 1st Half: 9-35		25.7%	2nd half: 10-24	41.7%	Game: 19-59		32.2%	Deadball						
3FG % 1st Half: 3-9		33.3%	2nd half: 3-8	37.5%	Game: 6-17		35.3%	Rebounds						
FT % 1st Half: 1-1		100.0	2nd half: 7-11	63.6%	Game: 8-12		66.7%	0						

Texas Tech 75 • (6) 22-9, 8-8

#	Player	Total			Rebounds			PF	TP	A	TO	Blk	Stl	Min
		FG-FGA	3-Ptr	FT-FTA	Off	Def	Tot							
04	Wickett, Teena	* 3-8	0-0	0-0	1	4	5	2	6	2	2	1	0	15
05	Hyde, Christine	* 4-8	3-4	1-3	4	3	7	3	12	1	0	1	1	21
15	Morris, Casey	* 1-3	1-2	2-2	1	0	1	3	5	5	2	0	0	37
20	Mallard, Kierra	* 6-16	1-5	0-0	1	6	7	3	13	0	0	2	0	23
23	Smalls, Monique	* 4-6	0-2	7-7	0	4	4	1	15	5	1	0	4	35
00	Brown, Chynna	4-7	1-1	4-4	1	6	7	0	13	0	1	0	1	23
01	Barncastle, Jordan	2-3	1-2	0-0	0	2	2	0	5	0	0	0	0	10
10	Kimbro, Lindie	0-0	0-0	0-0	0	0	0	0	0	0	0	0	0	1
24	Bokenkamp, Mary	0-0	0-0	0-0	0	0	0	0	0	0	2	0	0	3
33	Nobles, Shaunta	1-6	0-0	0-2	3	0	3	3	2	2	0	0	1	16
41	Baker, Kelsi	1-4	0-0	2-2	2	2	4	3	4	2	2	1	0	16
Team					2	5	7							
Totals		26-61	7-16	16-20	15	32	47	18	75	17	11	5	7	200
FG % 1st Half: 11-31		35.5%	2nd half: 15-30	50.0%	Game: 26-61		42.6%	Deadball						
3FG % 1st Half: 1-5		20.0%	2nd half: 6-11	54.5%	Game: 7-16		43.8%	Rebounds						
FT % 1st Half: 3-4		75.0%	2nd half: 13-16	81.3%	Game: 16-20		80.0%	3						

Officials: Eric Brewton, Bryan Enterline, Felicia Grinter
 Technical fouls: Oklahoma State-None. Texas Tech-None.
 Attendance: 3257
 2011 Phillips 66 Big 12 Women's Basketball Championship - Game 4
 Fouled Out: none

Score by periods	1st	2nd	Total
Oklahoma State	22	30	52
Texas Tech	26	49	75

	In	Off	2nd	Fast	Bench
Points	Paint	T/O	Chance	Break	
OSU	22	13	9	2	5
TTU	24	13	14	4	24

Last FG - OSU 2nd-01:20, TTU 2nd-02:10.
 Largest lead - OSU by 8 1st-17:18, TTU by 23 2nd-06:14.

Score tied - 1 time.
 Lead changed - 1 time.



GAME 31

STILLWATER, Okla. - Oklahoma State's women's basketball team knocked off Pepperdine, 81-74, in the first round of WNIT action on Wednesday night in front of 1,239 fans inside Gallagher-Iba Arena.

Despite shooting 55 percent from the floor in the first half, the Cowgirls (17-14) trailed 42-41 at the intermission due to the Waves' (18-12) outside shooting.

Pepperdine got 21 first-half points from Katie Menton, who drilled four of her five 3-point attempts. Overall, the Waves connected on eight of their 14 attempts from beyond the arc in the half.

OSU countered with a big offensive half from Toni Young. The sophomore hit eight of her eleven shots from the floor and went into the break with 17 points and nine rebounds. Young finished the night with her Big 12-leading 14th double-double after logging a career-high 34 points and 18 rebounds.

In the second half, the Cowgirls used a 10-2 run to extend the lead to 56-48, but were unable to shake Pepperdine, which cut the lead to one on three occasions over the next three minutes.

With 4:54 remaining, Menton drilled her fifth 3-pointer of the night to cut the margin to 71-70, but Young answered with four of OSU's next six points and pushed the margin back to six with less than a minute remaining.

For the game, the Cowgirls shot a season-best 56 percent from the floor.

Joining Young in double figures for OSU was freshman Kendra Suttles, who scored 10 points off the bench.

Official Basketball Box Score -- Game Totals -- Final Statistics
Pepperdine vs Oklahoma State
03-16-11 7 p.m. at Stillwater, Okla. (Gallagher-Iba Arena)

Pepperdine 74 • 18-12

Table with columns: Player, FG-FGA, 3-Ptr FG-FGA, FT-FTA, Rebounds (Off, Def, Tot), PF, TP, A, TO, Blk, Stl, Min. Includes player stats for Patrick, Shealy, Jackson, Menton, Bell, Mayberry, Miller, Lelo, McNorton, and Cooney-Williams.

FG % 1st Half: 13-28 46.4% 2nd half: 8-23 34.8% Game: 21-51 41.2%
3FG % 1st Half: 8-14 57.1% 2nd half: 2-9 22.2% Game: 10-23 43.5%
FT % 1st Half: 8-12 66.7% 2nd half: 14-20 70.0% Game: 22-32 68.8%

Deadball Rebounds 6,1

Oklahoma State 81 • 17-14

Table with columns: Player, FG-FGA, 3-Ptr FG-FGA, FT-FTA, Rebounds (Off, Def, Tot), PF, TP, A, TO, Blk, Stl, Min. Includes player stats for Young, Keller, Garrison, Bias, Blair-Mobley, Bryan, Howard, Crutchfield, and Suttles.

FG % 1st Half: 17-31 54.8% 2nd half: 15-26 57.7% Game: 32-57 56.1%
3FG % 1st Half: 2-11 18.2% 2nd half: 3-8 37.5% Game: 5-19 26.3%
FT % 1st Half: 5-11 45.5% 2nd half: 7-15 46.7% Game: 12-26 46.2%

Deadball Rebounds 5

Officials: Charles Carroll, Chaney Muench, Darcy Schlabach
Technical fouls: Pepperdine-None. Oklahoma State-None.
Attendance: 1239
Fouled Out: PEP - 24 (Shealy - 3:30); 1 (Mayberry - 00:35)

Score by periods table with columns: 1st, 2nd, Total. Rows for Pepperdine and Oklahoma State.

Points, In Point, Off T/O, 2nd Chance, Fast Break, Bench table with rows for PEP and OSU.

Last FG - PEP 2nd-04:54, OSU 2nd-02:56.
Largest lead - PEP by 10 1st-02:37, OSU by 8 2nd-15:19.

Score tied - 4 times.
Lead changed - 6 times.



GAME 32

LARAMIE, Wyo. - Oklahoma State's women's basketball team saw its season come to an end with a 75-71 loss at Wyoming in the second round of the WNIT in front of 5,372 fans inside Arena Auditorium.

OSU (17-15) struggled to find its way offensively early on, hitting just 27 percent of its shots in the first half to trail 35-27 at the break. Wyoming's (24-8) first four baskets of the night were all from beyond the 3-point line as the Cowgirls raced out to a 12-5 lead before OSU cut it back to a two-point deficit at 16-14. However, Wyoming hit OSU with a 17-3 run, including seven-straight points from Hillary Carlson, to extend the margin to 33-17. During that stretch, OSU managed just one field goal over a seven-minute stretch.

Sophomore Lindsey Keller answered with eight consecutive points, including back-to-back threes to get the margin back to 35-25 before freshman Vicky McIntyre's jumper with 35 seconds remaining got the deficit back into single digits.

Wyoming's Aubrey Vandiver drilled four 3-pointers en route to 14 first-half points before finishing with a game high 27 on the night.

OSU freshman Tiffany Bias scored the first seven points of the second half to get the Cowgirls within 35-34 before senior Lakyn Garrison's reverse layup capped a 19-2 run spanning back to the 3:20 mark of the first half to put OSU in front.

With Wyoming in front 71-65, Vandiver missed a pair of free throws and Bias drilled a long 3-pointer to get OSU within a possession with 40 seconds remaining before pulling hitting another with six seconds remaining to make it 73-71. Carlson iced the game with a pair of free throws on Wyoming's next possession.

Official Basketball Box Score -- Game Totals -- Final Statistics

Oklahoma State vs Wyoming Cowgirls

3/21/11 7:00 p.m. at Laramie, Wyo. (Arena Auditorium)

Oklahoma State 71 • 17-15

#	Player	Total		3-Ptr		Rebounds		PF	TP	A	TO	Blk	Stl	Min	
		FG-FGA	FG-FGA	FT-FTA	Off	Def	Tot								
25	Keller, Lindsey	f	3-7	3-3	2-2	2	5	7	4	11	0	0	0	1	29
34	McIntyre, Vicky	c	8-19	0-0	0-0	2	3	5	4	16	2	2	1	1	21
00	Garrison, Lakyn	g	2-13	0-9	0-0	1	4	5	2	4	0	0	0	0	31
03	Bias, Tiffany	g	6-16	4-8	1-2	1	4	5	2	17	6	3	0	1	35
05	Blair-Mobley, Caroly	g	1-2	1-2	0-0	1	1	2	2	3	1	0	0	0	23
11	Bryan, Jenni		0-3	0-2	0-0	1	0	1	1	0	0	0	0	0	12
13	Howard, Heather		3-5	2-2	0-0	4	1	5	2	8	1	1	0	0	14
24	Crutchfield, Carissa		0-1	0-0	0-0	0	1	1	1	0	1	0	0	0	9
31	Suttles, Kendra		5-11	1-3	1-1	4	6	10	2	12	4	1	0	0	26
	Team					3	3	6							
Totals			28-77	11-29	4-5	19	28	47	20	71	15	7	1	3	200

FG % 1st Half: 10-37 27.0% 2nd half: 18-40 45.0% Game: 28-77 36.4% Deadball Rebounds 0
 3FG % 1st Half: 4-13 30.8% 2nd half: 7-16 43.8% Game: 11-29 37.9%
 FT % 1st Half: 3-4 75.0% 2nd half: 1-1 100.0 Game: 4-5 80.0%

Wyoming Cowgirls 75 • 24-8

#	Player	Total		3-Ptr		Rebounds		PF	TP	A	TO	Blk	Stl	Min	
		FG-FGA	FG-FGA	FT-FTA	Off	Def	Tot								
14	KENNEDY, Jade	f	0-4	0-4	0-0	2	4	6	1	0	0	1	1	1	40
33	SEWELL, Chaundra	f	4-15	0-1	2-3	3	6	9	4	10	5	5	1	0	36
41	CARLSON, Hillary	f	5-12	2-6	7-7	0	5	5	3	19	3	0	4	1	33
03	RICHARDSON, Randi	g	3-3	3-3	0-0	0	3	3	1	9	4	1	0	1	25
20	VANDIVER, Aubrey	g	9-16	4-8	5-10	4	6	10	0	27	2	2	0	0	40
10	CAMPIGLI, Bec		2-4	2-3	4-4	0	1	1	1	10	0	0	0	0	19
13	SICKLES, Ashley		0-2	0-2	0-0	0	0	0	0	0	0	0	0	0	7
	Team					0	6	6							
Totals			23-56	11-27	18-24	9	31	40	10	75	14	9	6	3	200

FG % 1st Half: 12-31 38.7% 2nd half: 11-25 44.0% Game: 23-56 41.1% Deadball Rebounds 2
 3FG % 1st Half: 6-16 37.5% 2nd half: 5-11 45.5% Game: 11-27 40.7%
 FT % 1st Half: 5-5 100.0 2nd half: 13-19 68.4% Game: 18-24 75.0%

Officials: Bill Larance, Nick Marshall, Darcy Schlabach
 Technical fouls: Oklahoma State-None; Wyoming Cowgirls-None
 Attendance: 5372
 WNIT SECOND ROUND

Score by periods	1st	2nd	Total
Oklahoma State	27	44	71
Wyoming Cowgirls	35	40	75

Points	In Paint	Off T/O	2nd Chance	Fast Break	Bench
OSU	26	6	13	4	20
WY	12	2	10	0	10

Last FG - OSU 2nd-00:26, WY 2nd-01:18.
 Largest lead - OSU by 4 2nd-07:27, WY by 16 1st-05:16.

Score tied - 4 times.
 Lead changed - 10 times.



TEAM GAME-BY-GAME STATISTICS

Opponent	Date	Score	TOTAL			3-POINTERS			REBOUNDS			Blk	Stl	Pts	Avg								
			W/L	FG	FGA	Pct	3FG	FGA	Pct	FT	FTA					Pct	Off	Def	Tot	Avg			
TEXAS SOUTHERN	11-13-10	68-30	W	26	63	41.3	3	24	1.25	13	17	7.65	19	35	54	54.0	10	14	18	5	11	68	68.0
GRAMBLING STATE	11-18-10	84-40	W	29	69	42.0	9	24	3.75	17	24	7.08	25	34	59	56.5	19	17	24	8	15	84	76.0
CENTENARY	11-20-10	91-41	W	38	77	49.4	6	17	3.53	9	14	6.43	20	37	57	57.7	16	27	14	3	14	91	81.0
UT ARLINGTON	11-22-10	82-52	W	31	81	38.3	9	27	3.33	11	17	6.47	30	29	59	57.2	10	19	15	3	10	82	81.2
vs Rhode Island	11-26-10	94-45	W	36	67	53.7	11	24	4.58	11	15	7.33	19	20	39	53.6	14	24	8	6	11	94	83.8
at New Mexico	11-27-10	74-65	Wot	27	75	36.0	3	16	1.88	17	20	8.50	19	35	54	53.7	21	14	18	4	5	74	89.2
JUALR	12-02-10	55-52	W	19	61	31.1	2	14	1.43	15	26	5.77	21	22	43	52.1	18	8	17	0	11	55	78.3
WISCONSIN	12-05-10	50-42	W	13	57	22.8	4	28	1.43	20	27	7.41	14	23	37	50.2	14	5	10	8	9	50	74.8
DUKE	12-12-10	45-73	L	14	49	28.6	8	23	3.48	9	15	6.00	7	15	22	47.1	22	8	23	5	7	45	71.4
ORAL ROBERTS	12-22-10	77-48	W	31	62	50.0	5	20	2.50	10	21	4.76	14	27	41	46.5	9	17	23	5	15	77	72.0
ARK.-PINE BLUFF	12-27-10	95-50	W	37	79	46.8	7	19	3.68	14	27	5.19	24	34	58	47.5	21	19	9	6	9	95	74.1
UTPA	01-02-11	94-40	W	35	67	52.2	8	21	3.81	16	26	6.15	15	36	51	47.8	16	19	11	11	12	94	75.8
VERMONT	01-04-11	79-33	W	33	70	47.1	3	20	1.50	10	15	6.67	21	27	48	47.8	13	18	12	5	13	79	76.0
at Kansas State	01-09-11	45-63	L	17	59	28.8	5	14	3.57	6	10	6.00	19	15	34	46.9	13	5	12	4	3	45	73.8
01-12-11	57-82	L	18	58	31.0	3	13	2.31	18	21	8.57	16	16	32	45.9	23	4	24	3	7	57	72.7	
at Texas A&M	01-15-11	39-70	L	16	64	25.0	3	26	1.15	4	12	3.33	15	21	36	45.2	26	6	13	2	12	39	70.6
COLORADO	01-18-11	58-49	W	21	48	43.8	4	13	3.08	12	19	6.32	8	26	34	44.6	13	13	18	6	6	58	69.8
at Texas	01-22-11	56-63	L	23	62	37.1	6	15	4.00	4	9	4.44	18	34	52	45.0	21	14	26	1	8	56	69.1
OKLAHOMA	01-29-11	77-82	L	28	61	45.9	7	17	4.12	14	22	6.36	16	26	42	44.8	18	20	16	5	7	77	69.5
at Iowa State	02-02-11	59-79	L	21	62	33.9	3	17	1.76	14	21	6.67	16	24	40	44.6	31	13	16	1	8	59	68.9
BAYLOR	02-06-11	57-84	L	17	59	28.8	3	20	1.50	20	26	7.69	11	22	33	44.0	22	9	16	5	6	57	68.4
TEXAS TECH	02-09-11	62-52	W	21	54	38.9	1	6	1.67	19	28	6.79	14	25	39	43.8	13	7	20	3	12	62	68.1
NEBRASKA	02-12-11	80-57	W	33	63	52.4	7	22	3.18	7	11	6.36	7	31	38	43.6	17	22	11	10	9	80	68.6
at Missouri	02-16-11	65-71	Lot	27	68	39.7	3	9	3.33	8	21	3.81	23	28	51	43.9	26	10	27	5	9	65	68.5
at Texas A&M	02-19-11	67-76	L	24	51	47.1	4	11	3.64	15	19	7.89	10	26	36	43.6	27	12	23	5	9	67	68.4
KANSAS	02-23-11	66-73	L	30	68	44.1	3	11	2.73	3	7	4.29	19	25	44	43.6	20	14	17	5	4	66	68.3
at Texas Tech	02-26-11	48-57	L	20	54	37.0	4	14	2.86	4	8	5.00	12	22	34	43.2	14	10	20	8	4	48	67.6
at Oklahoma	03-02-11	66-81	L	27	56	48.2	3	9	3.33	9	15	6.00	4	26	30	42.8	18	13	11	6	4	66	67.5
TEXAS	03-05-11	68-67	W	25	60	41.7	7	18	3.89	11	18	6.11	12	25	37	44.2	15	12	11	8	6	68	67.5
vs Texas Tech	03-08-11	52-75	L	19	59	32.2	6	17	3.53	8	12	6.67	12	21	33	42.2	19	13	7	4	52	67.0	
PEPPERDINE	03-16-11	81-74	W	32	57	56.1	5	19	2.63	12	26	4.62	10	30	40	42.2	18	16	19	2	4	81	67.5
at Wyoming Cowgirls	3/21/11	71-75	L	28	77	36.1	11	29	3.79	4	5	8.00	19	28	47	42.3	20	15	7	1	3	71	67.6
Oklahoma State		2162	816	2017	405	166	577	288	364	574	634	509	845	1354	423	577	435	522	156	271	2162	67.6	
Opponents		1941	654	1796	364	226	680	332	407	599	679	403	813	1216	38.0	545	403	621	84	249	1941	60.7	



INDIVIDUAL SEASON STATISTICS (ALL GAMES)

#	Player	TOTAL										3-PTS										REBOUNDS										Pts	Avg
		GP	GS	Min	Avg	FG	FGA	Pct	3FG	FGA	Pct	FT	FTA	Pct	Off	Def	Tot	Avg	PF	FO	A	TO	Blk	Stl									
15	Young, Toni	31	30	797	25.7	210	446	.471	0	0	.000	59	102	.578	108	174	282	9.1	79	2	32	56	51	53	479	15.5							
34	McIntyre, Wicky	31	17	624	20.1	139	281	.495	0	2	.000	69	103	.670	65	106	171	5.5	64	2	16	45	66	12	347	11.2							
03	Bias, Tiffany	32	31	1006	31.4	401	308	.328	31	132	.235	77	101	.762	16	72	88	2.8	81	5	135	118	3	63	310	9.7							
00	Garrison, Lakyn	32	27	860	26.9	84	248	.339	59	201	.294	5	14	.357	7	45	52	1.6	38	0	38	39	1	32	232	7.3							
25	Keller, Lindsey	31	16	527	17.0	57	138	.413	14	47	.298	36	48	.750	61	69	130	4.2	78	1	27	38	5	17	164	5.3							
31	Suttles, Kendra	30	1	370	12.3	58	138	.420	13	42	.310	18	24	.750	42	51	93	3.1	36	0	22	42	12	6	147	4.9							
01	Robinson, Precious	26	2	315	12.1	40	90	.444	0	0	.000	35	56	.625	41	80	121	4.7	29	0	17	24	9	14	115	4.4							
24	Crutchfield, Carissa	32	4	530	16.6	42	127	.331	6	17	.353	21	49	.429	27	59	86	2.7	42	1	71	47	1	36	111	3.5							
11	Bryan, Jenni	30	8	400	13.3	30	88	.341	18	51	.353	20	32	.625	24	56	80	2.7	57	0	33	47	0	15	98	3.3							
05	Blair-Mobley, Caroly	32	22	600	18.8	28	73	.384	9	37	.243	16	28	.571	35	47	82	2.6	45	1	23	32	1	15	81	2.5							
13	Howard, Heather	31	2	387	12.5	23	68	.338	14	41	.341	5	11	.455	31	38	69	2.2	24	0	19	22	7	6	65	2.1							
33	Dorsett, Jazmyrn	10	0	59	5.9	4	12	.333	2	7	.286	3	6	.500	1	4	5	0.5	4	0	2	5	0	2	13	1.3							
TM	TEAM.....																																
	Total.....	32			816	2017	405		166	577	.288	364	574	.634	509	843	1354	42.3	577	12	435	522	156	271	2162	67.6							
	Opponents.....	32			654	1796	.364		226	680	.332	407	599	.679	403	813	1216	38.0	545	-	403	621	84	249	1941	60.7							

SCORE BY PERIODS:

Oklahoma State	1st	993	2nd	1137	OT	21	Total	2162
Opponents	920	992	27	2	1941			

DEADBALL REBOUNDS:

Oklahoma State	OFF	86	DEF	2	TOTAL	88
Opponents	84	3	87			



INDIVIDUAL SEASON STATISTICS (BIG 12 GAMES)

#	Player	TOTAL					3-PTS					REBOUNDS					Pls	Avg								
		GP	GS	Min	Avg	FG FGA	Pct	3FG	FGA	Pct	FT	FIA	Pct	Off	Def	Tot			Avg	PF	F0	A	TO	Blk	Stl	
15	Young, Toni	16	15	439	27.4	105	241	43.6	0	0.000	28	47	.596	55	88	143	8.9	43	1	16	29	33	25	238	14.9	
34	McIntyre, Vicky	16	6	335	20.9	69	151	45.7	0	2.000	37	60	.617	28	52	80	5.0	37	1	6	22	32	3	175	10.9	
00	Bias, Tiffany	16	15	520	32.5	52	148	35.1	13	57	228	33	42	.786	8	40	48	3.0	51	5	59	61	1	25	150	9.4
00	Garrison, Lakyri	16	13	497	31.1	36	110	.327	26	88	295	0	3	.000	2	17	19	1.2	24	0	17	23	1	13	98	6.1
25	Keller, Lindsey	15	10	269	17.9	26	59	44.1	7	20	350	19	27	.704	26	31	57	3.8	43	1	13	27	3	11	78	5.2
01	Robinson, Precious	13	2	153	11.8	15	42	.357	0	0.000	22	30	.733	16	29	45	3.5	11	0	6	10	3	5	5	52	4.0
31	Suttles, Kendra	14	1	149	10.6	21	47	.447	5	12	417	9	11	.818	11	16	27	1.9	22	0	11	18	1	3	56	4.0
24	Crutchfield, Carissa	16	4	255	15.9	19	66	.288	1	6	167	11	25	.440	11	25	36	2.3	26	1	26	36	0	18	50	3.1
11	Bryan, Jenni	14	6	156	11.1	11	36	.306	9	26	346	2	4	.500	8	20	28	2.0	28	0	9	19	0	6	33	2.4
05	Blair-Mobley, Carly	16	7	266	16.6	8	21	.381	2	10	200	6	13	.462	12	26	38	2.4	17	1	12	16	0	7	24	1.5
13	Howard, Heather	15	1	180	12.0	6	24	.250	3	14	214	1	5	.200	16	19	35	2.3	15	0	8	15	3	2	16	1.1
33	Dorsett, Jazmyn	2	0	6	3.0	0	2	.000	0	0.000	0	0	.000	0	1	1	0.5	0	0	1	0	0	0	0	0.0	
TM	TEAM.....														27	28	55	3.4	0						0	
Total.....		16		368	947	389	66	235	.281	168	267	.629	220	392	612	38.2	317	10	184	281	77	118	970	60.6		
Opponents.....		16		360	903	399	132	345	.383	254	367	.692	221	409	630	39.4	271	•	231	278	48	139	1106	69.1		

SCORE BY PERIODS:

1st	452	507	11	970
2nd	526	563	17	1106
OT				
Total				

DEADBALL REBOUNDS:

OFF	47	47
DEF	43	45
TOTAL	90	92

OKLAHOMA STATE TEAM GAME HIGHS

POINTS	95	ARKANSAS-PINE BLUFF (12-27-10)
	94	UTPA (01-02-11)
	94	vs Rhode Island (11-26-10)
	91	CENTENARY (11-20-10)
	84	GRAMBLING STATE (11-18-10)
FIELD GOALS MADE	38	CENTENARY (11-20-10)
	37	ARKANSAS-PINE BLUFF (12-27-10)
FIELD GOAL ATTEMPTS	81	UT ARLINGTON (11-22-10)
	79	ARKANSAS-PINE BLUFF (12-27-10)
FIELD GOAL PERCENTAGE	.561 (32-57)	PEPPERDINE (03-16-11)
	.537 (36-67)	vs Rhode Island (11-26-10)
3 PT FIELD GOALS MADE	11	at Wyoming Cowgirls (3/21/11)
	11	vs Rhode Island (11-26-10)
3 PT FG ATTEMPTS	29	at Wyoming Cowgirls (3/21/11)
	28	WISCONSIN (12-05-10)
3 PT FG PERCENTAGE	.458 (11-24)	vs Rhode Island (11-26-10)
	.412 (7-17)	OKLAHOMA (01-29-11)
FREE THROWS MADE	20	BAYLOR (02-06-11)
	20	WISCONSIN (12-05-10)
FREE THROW ATTEMPTS	28	TEXAS TECH (02-09-11)
	27	ARKANSAS-PINE BLUFF (12-27-10)
	27	WISCONSIN (12-05-10)
FREE THROW PERCENTAGE	.857 (18-21)	TEXAS A&M (01-12-11)
	.850 (17-20)	at New Mexico (11-27-10)
REBOUNDS	59	UT ARLINGTON (11-22-10)
	59	GRAMBLING STATE (11-18-10)
ASSISTS	27	CENTENARY (11-20-10)
	24	vs Rhode Island (11-26-10)
STEALS	15	ORAL ROBERTS (12-22-10)
	15	GRAMBLING STATE (11-18-10)
BLOCKED SHOTS	11	UTPA (01-02-11)
	10	NEBRASKA (02-12-11)
TURNOVERS	27	at Missouri (02-16-11)
	26	at Texas (01-22-11)
FOULS	31	at Iowa State (02-02-11)
	27	at Texas A&M (02-19-11)

OPPONENT TEAM GAME HIGHS

POINTS	84	BAYLOR (02-06-11)
	82	OKLAHOMA (01-29-11)
	82	TEXAS A&M (01-12-11)
	81	at Oklahoma (03-02-11)
	79	at Iowa State (02-02-11)
FIELD GOALS MADE	30	BAYLOR (02-06-11)
	30	TEXAS A&M (01-12-11)
FIELD GOAL ATTEMPTS	71	TEXAS (03-05-11)
FIELD GOAL PERCENTAGE	.526 (30-57)	BAYLOR (02-06-11)
	.489 (22-45)	at Iowa State (02-02-11)
3 PT FIELD GOALS MADE	14	at Oklahoma (03-02-11)
	12	OKLAHOMA (01-29-11)
	12	at Kansas State (01-09-11)
3 PT FG ATTEMPTS	39	ORAL ROBERTS (12-22-10)
	30	TEXAS (03-05-11)
3 PT FG PERCENTAGE	.550 (11-20)	at Iowa State (02-02-11)
	.500 (14-28)	at Oklahoma (03-02-11)
	.500 (12-24)	OKLAHOMA (01-29-11)
	.500 (12-24)	at Kansas State (01-09-11)
	.500 (8-16)	TEXAS A&M (01-12-11)
FREE THROWS MADE	24	at Iowa State (02-02-11)
	24	at Baylor (01-15-11)
FREE THROW ATTEMPTS	36	at Missouri (02-16-11)
	35	at Iowa State (02-02-11)
FREE THROW PERCENTAGE	.833 (15-18)	at Oklahoma (03-02-11)
	.821 (23-28)	at Texas A&M (02-19-11)
REBOUNDS	52	TEXAS (03-05-11)
	52	at Baylor (01-15-11)
ASSISTS	23	BAYLOR (02-06-11)
	18	at Baylor (01-15-11)
	18	TEXAS A&M (01-12-11)
STEALS	16	at Texas Tech (02-26-11)
	13	at Texas (01-22-11)
	13	ORAL ROBERTS (12-22-10)
	13	DUKE (12-12-10)
BLOCKED SHOTS	6	at Wyoming Cowgirls (3/21/11)
	6	BAYLOR (02-06-11)
	6	at Texas (01-22-11)
TURNOVERS	35	ORAL ROBERTS (12-22-10)
FOULS	25	PEPPERDINE (03-16-11)
	25	ARKANSAS-PINE BLUFF (12-27-10)



OKLAHOMA STATE TEAM GAME LOWS

POINTS	39	at Baylor (01-15-11)
	45	DUKE (12-12-10)
	45	at Kansas State (01-09-11)
	48	at Texas Tech (02-26-11)
	50	WISCONSIN (12-05-10)
FIELD GOALS MADE	13	WISCONSIN (12-05-10)
FIELD GOAL ATTEMPTS	48	COLORADO (01-18-11)
	49	DUKE (12-12-10)
FIELD GOAL PERCENTAGE	.228 (13-57)	WISCONSIN (12-05-10)
	.250 (16-64)	at Baylor (01-15-11)
3 PT FIELD GOALS MADE	1	TEXAS TECH (02-09-11)
	2	UALR (12-02-10)
3 PT FG ATTEMPTS	6	TEXAS TECH (02-09-11)
	9	at Missouri (02-16-11)
	9	at Oklahoma (03-02-11)
3 PT FG PERCENTAGE	.115 (3-26)	at Baylor (01-15-11)
	.125 (3-24)	TEXAS SOUTHERN (11-13-10)
FREE THROWS MADE	3	KANSAS (02-23-11)
	4	at Baylor (01-15-11)
	4	at Texas (01-22-11)
	4	at Texas Tech (02-26-11)
	4	at Wyoming Cowgirls (3/21/11)
FREE THROW ATTEMPTS	5	at Wyoming Cowgirls (3/21/11)
FREE THROW PERCENTAGE	.333 (4-12)	at Baylor (01-15-11)
	.381 (8-21)	at Missouri (02-16-11)
REBOUNDS	22	DUKE (12-12-10)
	30	at Oklahoma (03-02-11)
ASSISTS	4	TEXAS A&M (01-12-11)
	5	WISCONSIN (12-05-10)
	5	at Kansas State (01-09-11)
STEALS	3	at Kansas State (01-09-11)
	3	at Wyoming Cowgirls (3/21/11)
BLOCKED SHOTS	0	UALR (12-02-10)
	1	at Texas (01-22-11)
	1	at Iowa State (02-02-11)
	1	at Wyoming Cowgirls (3/21/11)
TURNOVERS	7	at Wyoming Cowgirls (3/21/11)
	8	vs Rhode Island (11-26-10)
FOULS	9	ORAL ROBERTS (12-22-10)
	10	TEXAS SOUTHERN (11-13-10)
	10	UT ARLINGTON (11-22-10)



OPPONENT TEAM GAME LOWS

POINTS	30	TEXAS SOUTHERN (11-13-10)
	33	VERMONT (01-04-11)
FIELD GOALS MADE	12	TEXAS SOUTHERN (11-13-10)
	12	VERMONT (01-04-11)
FIELD GOAL ATTEMPTS	45	at Kansas State (01-09-11)
	45	at Iowa State (02-02-11)
FIELD GOAL PERCENTAGE	.218 (12-55)	TEXAS SOUTHERN (11-13-10)
	.232 (13-56)	GRAMBLING STATE (11-18-10)
3 PT FIELD GOALS MADE	2	TEXAS SOUTHERN (11-13-10)
	2	VERMONT (01-04-11)
3 PT FG ATTEMPTS	11	BAYLOR (02-06-11)
3 PT FG PERCENTAGE	.087 (2-23)	VERMONT (01-04-11)
	.105 (2-19)	TEXAS SOUTHERN (11-13-10)
FREE THROWS MADE	1	ORAL ROBERTS (12-22-10)
	2	WISCONSIN (12-05-10)
FREE THROW ATTEMPTS	2	ORAL ROBERTS (12-22-10)
FREE THROW PERCENTAGE	.375 (3-8)	UTPA (01-02-11)
	.500 (1-2)	ORAL ROBERTS (12-22-10)
	.500 (2-4)	WISCONSIN (12-05-10)
REBOUNDS	27	CENTENARY (11-20-10)
	27	PEPPERDINE (03-16-11)
ASSISTS	5	TEXAS SOUTHERN (11-13-10)
	7	CENTENARY (11-20-10)
	7	UT ARLINGTON (11-22-10)
	7	UALR (12-02-10)
	7	TEXAS (03-05-11)
STEALS	0	WISCONSIN (12-05-10)
	3	vs Rhode Island (11-26-10)
	3	UTPA (01-02-11)
	3	OKLAHOMA (01-29-11)
	3	NEBRASKA (02-12-11)
	3	at Wyoming Cowgirls (3/21/11)
BLOCKED SHOTS	0	TEXAS SOUTHERN (11-13-10)
	0	vs Rhode Island (11-26-10)
	0	DUKE (12-12-10)
	0	OKLAHOMA (01-29-11)
	0	PEPPERDINE (03-16-11)
TURNOVERS	9	at Wyoming Cowgirls (3/21/11)
	11	vs Texas Tech (03-08-11)
FOULS	10	at Kansas State (01-09-11)
	10	at Wyoming Cowgirls (3/21/11)



OKLA. ST. INDIVIDUAL GAME HIGHS

Points	34	Young, Toni vs Pepperdine (03-16-11)
	31	Young, Toni at Oklahoma (03-02-11)
	30	Young, Toni vs Texas Tech (02-09-11)
	25	Young, Toni vs Oral Roberts (12-22-10)
Field Goals Made	15	Young, Toni vs Pepperdine (03-16-11)
Field Goal Att.	28	Young, Toni at New Mexico (01-27-10)
FG Pct (min 5 made)	1.000 (6-6)	Crutchfield, Carissa vs UTPA (01-02-11)
	.875 (7-8)	McIntyre, Vicky vs Vermont (01-04-11)
	.875 (7-8)	Young, Toni vs Rhode Island (11-26-10)
3-Point FG Made	6	Garrison, Lakyn vs Duke (12-12-10)
	5	Garrison, Lakyn vs Rhode Island (11-26-10)
	5	Garrison, Lakyn vs UT Arlington (11-22-10)
3-Point FG Att.	13	Garrison, Lakyn vs Rhode Island (11-26-10)
3-Pt FG Pct (min 2 made)	1.000 (3-3)	Keller, Lindsey at Wyoming Cowgirls (3/21/11)
	1.000 (2-2)	Howard, Heather at Wyoming Cowgirls (3/21/11)
	1.000 (2-2)	Keller, Lindsey at Texas A&M (02-19-11)
	1.000 (2-2)	Suttles, Kendra at Missouri (02-16-11)
	1.000 (2-2)	Keller, Lindsey vs Oklahoma (01-29-11)
	1.000 (2-2)	Bryan, Jenni vs Vermont (01-04-11)
Free Throws Made	10	Young, Toni vs Texas Tech (02-09-11)
Free Throw Att.	12	Young, Toni vs Texas Tech (02-09-11)
FT Pct (min 3 made)	1.000 (6-6)	Bias, Tiffany at Texas A&M (02-19-11)
	1.000 (6-6)	Bias, Tiffany at Iowa State (02-02-11)
	1.000 (6-6)	Robinson, Precious vs Texas A&M (01-12-11)
	1.000 (6-6)	McIntyre, Vicky vs UTPA (01-02-11)
	1.000 (6-6)	McIntyre, Vicky at New Mexico (11-27-10)
	1.000 (5-5)	Bryan, Jenni vs Wisconsin (12-05-10)
	1.000 (4-4)	Keller, Lindsey vs Colorado (01-18-11)
	1.000 (4-4)	Young, Toni vs Texas A&M (01-12-11)
	1.000 (4-4)	Keller, Lindsey vs Rhode Island (11-26-10)
	1.000 (4-4)	Crutchfield, Carissa vs UT Arlington (11-22-10)
	1.000 (4-4)	Bias, Tiffany vs Grambling State (11-18-10)
	1.000 (3-3)	McIntyre, Vicky at Texas A&M (02-19-11)
	1.000 (3-3)	Suttles, Kendra vs Nebraska (02-12-11)
	1.000 (3-3)	Young, Toni at New Mexico (11-27-10)
	1.000 (3-3)	Blair-Mobley, Caroly vs Grambling State (11-18-10)
Rebounds	22	Young, Toni at Missouri (02-16-11)
	18	Young, Toni vs Pepperdine (03-16-11)
Assists	10	Bias, Tiffany vs UTPA (01-02-11)
Steals	5	Young, Toni at Texas A&M (02-19-11)
	5	Young, Toni at Baylor (01-15-11)
	5	Crutchfield, Carissa vs Texas A&M (01-12-11)
	5	Young, Toni vs Oral Roberts (12-22-10)
	5	Bias, Tiffany vs Wisconsin (12-05-10)
Blocked Shots	8	Young, Toni vs Nebraska (02-12-11)
	6	Young, Toni vs Grambling State (11-18-10)
Turnovers	8	Bias, Tiffany vs Texas A&M (01-12-11)
	7	Bias, Tiffany at Missouri (02-16-11)
	7	Bias, Tiffany vs Oral Roberts (12-22-10)
Fouls	5	Young, Toni vs Texas (03-05-11)
	5	Bias, Tiffany vs Kansas (02-23-11)
	5	Blair-Mobley, Caroly at Texas A&M (02-19-11)
	5	Bias, Tiffany at Missouri (02-16-11)
	5	Crutchfield, Carissa at Iowa State (02-02-11)
	5	Bias, Tiffany at Iowa State (02-02-11)
	5	Keller, Lindsey at Iowa State (02-02-11)
	5	Bias, Tiffany at Texas (01-22-11)
	5	McIntyre, Vicky at Baylor (01-15-11)
	5	Bias, Tiffany vs Texas A&M (01-12-11)
	5	McIntyre, Vicky at New Mexico (11-27-10)
	5	Young, Toni vs Centenary (11-20-10)

OPPONENT INDIVIDUAL GAME HIGHS

Points	30	Simmons, Tamara vs UT Arlington (11-22-10)
	29	MENTON, Katie vs Pepperdine (03-16-11)
	27	VANDIVER, Aubrey at Wyoming Cowgirls (3/21/11)
	24	Adams, Danielle at Texas A&M (02-19-11)
	23	Ellenberg,Aaryn at Oklahoma (03-02-11)
	23	Flores, Christine at Missouri (02-16-11)
	23	Ellenberg,Aaryn vs Oklahoma (01-29-11)
Field Goals Made	12	Simmons, Tamara vs UT Arlington (11-22-10)
	9	VANDIVER, Aubrey at Wyoming Cowgirls (3/21/11)
	9	Ellenberg,Aaryn vs Oklahoma (01-29-11)
Field Goal Att.	21	Adams, Danielle at Texas A&M (02-19-11)
	20	Newell, Cemonay vs UTPA (01-02-11)
	20	Cook, Ne-Ne vs Centenary (11-20-10)
FG Pct (min 5 made)	.857 (12-14)	Simmons, Tamara vs UT Arlington (11-22-10)
	.857 (6-7)	TORRANCE, Porche at New Mexico (11-27-10)
3-Point FG Made	5	MENTON, Katie vs Pepperdine (03-16-11)
	5	Ellenberg,Aaryn at Oklahoma (03-02-11)
	5	Morris, Casey at Texas Tech (02-26-11)
	5	Newell, Cemonay vs UTPA (01-02-11)
	5	Simmons, Tamara vs UT Arlington (11-22-10)
3-Point FG Att.	15	Newell, Cemonay vs UTPA (01-02-11)
	13	Morris, Casey at Texas Tech (02-26-11)
3-Pt FG Pct (min 2 made)	1.000 (5-5)	Simmons, Tamara vs UT Arlington (11-22-10)
	1.000 (4-4)	Bolte, Kelsey at Iowa State (02-02-11)
	1.000 (3-3)	RICHARDSON, Randi at Wyoming Cowgirls (3/21/11)
	1.000 (3-3)	Jackson, Tania vs Kansas (02-23-11)
	1.000 (2-2)	Willis,Lauren at Oklahoma (03-02-11)
	1.000 (2-2)	Madden, Jordan vs Baylor (02-06-11)
	1.000 (2-2)	Tricia Liston vs Duke (12-12-10)
Free Throws Made	10	Robinson,Danielle vs Oklahoma (01-29-11)
Free Throw Att.	12	MENTON, Katie vs Pepperdine (03-16-11)
FT Pct (min 3 made)	1.000 (10-10)	Robinson,Danielle vs Oklahoma (01-29-11)
	1.000 (8-8)	TAYLOR, Lauren at New Mexico (11-27-10)
	1.000 (7-7)	CARLSON, Hillary at Wyoming Cowgirls (3/21/11)
	1.000 (7-7)	Smalls, Monique vs Texas Tech (03-08-11)
	1.000 (6-6)	JACKSON, Jazmine vs Pepperdine (03-16-11)
	1.000 (6-6)	Carter, Sydney at Texas A&M (02-19-11)
Rebounds	15	Wurtz, Taylor vs Wisconsin (12-05-10)
Assists	7	Smalls, Monique at Texas Tech (02-26-11)
	7	Engelman, Monica vs Kansas (02-23-11)
	7	Robinson,Danielle vs Oklahoma (01-29-11)
	7	Chelsea Gray vs Duke (12-12-10)
Steals	6	Brown, RaeShara at Missouri (02-16-11)
Blocked Shots	6	Gayle, Ashley at Texas (01-22-11)
	4	CARLSON, Hillary at Wyoming Cowgirls (3/21/11)
	4	Griner, Brittney vs Baylor (02-06-11)
	4	Anderson,Secrett vs Grambling State (11-18-10)
Turnovers	10	Dobbins,Rachele vs Grambling State (11-18-10)
Fouls	6	Okwumabua,Chigoziany vs Arkansas-Pine Bluff (12-27-10)
	5	MAYBERRY, Robie vs Pepperdine (03-16-11)
	5	SHEALY, T'Keyah vs Pepperdine (03-16-11)
	5	Hyde, Christine at Texas Tech (02-26-11)
	5	Davis, Carolyn vs Kansas (02-23-11)
	5	Colson, Sydney at Texas A&M (02-19-11)
	5	Jones, Shakara at Missouri (02-16-11)
	5	Flores, Christine at Missouri (02-16-11)
	5	Wickett, Teena vs Texas Tech (02-09-11)
	5	Mallard, Kierra vs Texas Tech (02-09-11)
	5	Slaton,Laquisha vs Arkansas-Pine Bluff (12-27-10)
	5	Reed, Chastity vs UALR (12-02-10)
	5	Farrell, Anne vs Centenary (11-20-10)





BIG 12 CONFERENCE STATISTICS

SCORING OFFENSE

##	TEAM	G	W-L	PTS	AVG/G
1.	BAYLOR	37	34-3	2922	79.0
2.	TEXAS A&M	38	33-5	2949	77.6
3.	TEXAS	33	19-14	2517	76.3
4.	OKLAHOMA	35	23-12	2653	75.8
5.	KANSAS	34	21-13	2380	70.0
6.	OKLAHOMA ST.	32	17-15	2162	67.6
7.	TEXAS TECH	33	22-11	2159	65.4
8.	IOWA STATE	33	22-11	2152	65.2
9.	NEBRASKA	31	13-18	1982	63.9
10.	COLORADO	34	18-16	2114	62.2
11.	KANSAS STATE	32	21-11	1950	60.9
12.	MISSOURI	31	13-18	1842	59.4

FIELD GOAL PERCENTAGES

##	TEAM	G	FG	FGA	PCT
1.	BAYLOR	37	1030	2177	.473
2.	KANSAS	34	890	1928	.462
3.	TEXAS A&M	38	1097	2435	.451
4.	IOWA STATE	33	739	1695	.436
5.	OKLAHOMA	35	940	2202	.427
6.	TEXAS	33	885	2109	.420
7.	TEXAS TECH	33	805	1929	.417
8.	KANSAS STATE	32	729	1796	.406
9.	OKLAHOMA ST.	32	816	2017	.405
10.	COLORADO	34	769	1927	.399
11.	MISSOURI	31	678	1726	.393
12.	NEBRASKA	31	722	1839	.393

SCORING DEFENSE

##	TEAM	G	PTS	AVG/G
1.	BAYLOR	37	2004	54.2
2.	IOWA STATE	33	1814	55.0
3.	KANSAS STATE	32	1802	56.3
4.	TEXAS TECH	33	1878	56.9
5.	TEXAS A&M	38	2175	57.2
6.	OKLAHOMA ST.	32	1941	60.7
7.	COLORADO	34	2129	62.6
8.	KANSAS	34	2186	64.3
9.	NEBRASKA	31	2006	64.7
10.	MISSOURI	31	2007	64.7
11.	OKLAHOMA	35	2359	67.4
12.	TEXAS	33	2260	68.5

FIELD GOAL PCT DEFENSE

##	TEAM	G	FG	FGA	PCT
1.	BAYLOR	37	738	2288	.323
2.	IOWA STATE	33	663	1842	.360
3.	OKLAHOMA ST.	32	654	1796	.364
4.	TEXAS TECH	33	685	1810	.378
5.	KANSAS STATE	32	645	1699	.380
6.	TEXAS A&M	38	749	1950	.384
7.	COLORADO	34	746	1895	.394
8.	MISSOURI	31	732	1843	.397
9.	OKLAHOMA	35	819	2051	.399
10.	KANSAS	34	847	2119	.400
11.	NEBRASKA	31	756	1880	.402
12.	TEXAS	33	868	2139	.406

SCORING MARGIN

##	TEAM	G	OFF	DEF	MAR.
1.	BAYLOR	37	79.0	54.2	+24.8
2.	TEXAS A&M	38	77.6	57.2	+20.4
3.	IOWA STATE	33	65.2	55.0	+10.2
4.	TEXAS TECH	33	65.4	56.9	+8.5
5.	OKLAHOMA	35	75.8	67.4	+8.4
6.	TEXAS	33	76.3	68.5	+7.8
7.	OKLAHOMA ST.	32	67.6	60.7	+6.9
8.	KANSAS	34	70.0	64.3	+5.7
9.	KANSAS STATE	32	60.9	56.3	+4.6
10.	COLORADO	34	62.2	62.6	-0.4
11.	NEBRASKA	31	63.9	64.7	-0.8
12.	MISSOURI	31	59.4	64.7	-5.3

3-POINT FG PCT

##	TEAM	G	FG	FGA	PCT
1.	BAYLOR	37	184	477	.386
2.	IOWA STATE	33	223	603	.370
3.	TEXAS	33	231	626	.369
4.	OKLAHOMA	35	251	713	.352
5.	TEXAS TECH	33	149	427	.349
6.	TEXAS A&M	38	186	549	.339
7.	COLORADO	34	219	656	.334
8.	NEBRASKA	31	218	658	.331
9.	KANSAS	34	130	399	.326
10.	KANSAS STATE	32	195	602	.324
11.	OKLAHOMA ST.	32	166	577	.288
12.	MISSOURI	31	160	559	.286

FREE THROW PCT

##	TEAM	G	FTM	FTA	PCT
1.	OKLAHOMA	35	522	679	.769
2.	TEXAS A&M	38	569	774	.735
3.	BAYLOR	37	678	923	.735
4.	NEBRASKA	31	320	448	.714
5.	IOWA STATE	33	451	632	.714
6.	TEXAS	33	516	749	.689
7.	TEXAS TECH	33	400	582	.687
8.	KANSAS	34	470	695	.676
9.	COLORADO	34	357	536	.666
10.	KANSAS STATE	32	297	455	.653
11.	OKLAHOMA ST.	32	364	574	.634
12.	MISSOURI	31	326	531	.614

3-POINT FG PCT DEFENSE

##	TEAM	G	FG	FGA	PCT
1.	BAYLOR	37	199	750	.265
2.	IOWA STATE	33	202	685	.295
3.	TEXAS TECH	33	147	482	.305
4.	KANSAS	34	148	485	.305
5.	TEXAS A&M	38	159	518	.307
6.	TEXAS	33	171	557	.307
7.	COLORADO	34	168	533	.315
8.	KANSAS STATE	32	141	434	.325
9.	OKLAHOMA ST.	32	226	680	.332
10.	MISSOURI	31	177	532	.333
11.	OKLAHOMA	35	189	568	.333
12.	NEBRASKA	31	203	586	.346



BIG 12 CONFERENCE STATISTICS

BLOCKED SHOTS

##	TEAM	G	BLKS	AVG/G
1.	BAYLOR	37	273	7.38
2.	TEXAS	33	183	5.55
3.	OKLAHOMA ST.	32	156	4.88
4.	TEXAS A&M	38	161	4.24
5.	MISSOURI	31	122	3.94
6.	NEBRASKA	31	118	3.81
7.	KANSAS	34	128	3.76
8.	TEXAS TECH	33	121	3.67
9.	COLORADO	34	112	3.29
10.	IOWA STATE	33	94	2.85
11.	OKLAHOMA	35	99	2.83
12.	KANSAS STATE	32	78	2.44

DEFENSIVE REBOUNDS

##	TEAM	G	NO.	AVG/G
1.	BAYLOR	37	1114	30.11
2.	IOWA STATE	33	919	27.85
3.	TEXAS	33	881	26.70
4.	KANSAS	34	907	26.68
5.	OKLAHOMA ST.	32	845	26.41
6.	NEBRASKA	31	807	26.03
7.	OKLAHOMA	35	911	26.03
8.	COLORADO	34	879	25.85
9.	TEXAS TECH	33	849	25.73
10.	MISSOURI	31	788	25.42
11.	KANSAS STATE	32	746	23.31
12.	TEXAS A&M	38	882	23.21

ASSISTS

##	TEAM	G	ASTS.	AVG/G
1.	BAYLOR	37	606	16.38
2.	TEXAS A&M	38	619	16.29
3.	KANSAS	34	535	15.74
4.	OKLAHOMA	35	496	14.17
5.	TEXAS TECH	33	462	14.00
6.	IOWA STATE	33	453	13.73
7.	TEXAS	33	450	13.64
8.	OKLAHOMA ST.	32	435	13.59
9.	NEBRASKA	31	411	13.26
10.	KANSAS STATE	32	397	12.41
11.	MISSOURI	31	366	11.81
12.	COLORADO	34	396	11.65

3-POINT FG MADE

##	TEAM	G	3FG	AVG/G
1.	OKLAHOMA	35	251	7.17
2.	NEBRASKA	31	218	7.03
3.	TEXAS	33	231	7.00
4.	IOWA STATE	33	223	6.76
5.	COLORADO	34	219	6.44
6.	KANSAS STATE	32	195	6.09
7.	OKLAHOMA STATE	32	166	5.19
8.	MISSOURI	31	160	5.16
9.	BAYLOR	37	184	4.97
10.	TEXAS A&M	38	186	4.89
11.	TEXAS TECH	33	149	4.52
12.	KANSAS	34	130	3.82

STEALS

##	TEAM	G	STLS	AVG/G
1.	TEXAS A&M	38	405	10.66
2.	TEXAS TECH	33	345	10.45
3.	TEXAS	33	285	8.64
4.	OKLAHOMA ST.	32	271	8.47
5.	OKLAHOMA	35	288	8.23
6.	BAYLOR	37	287	7.76
7.	KANSAS STATE	32	243	7.59
8.	COLORADO	34	254	7.47
9.	KANSAS	34	250	7.35
10.	MISSOURI	31	189	6.10
11.	NEBRASKA	31	167	5.39
12.	IOWA STATE	33	144	4.36

OFFENSIVE REBOUNDS

##	TEAM	G	NO.	AVG/G
1.	TEXAS	33	535	16.21
2.	TEXAS A&M	38	609	16.03
3.	OKLAHOMA ST.	32	509	15.91
4.	BAYLOR	37	532	14.38
5.	TEXAS TECH	33	444	13.45
6.	OKLAHOMA	35	460	13.14
7.	COLORADO	34	429	12.62
8.	NEBRASKA	31	379	12.23
9.	KANSAS STATE	32	390	12.19
10.	MISSOURI	31	373	12.03
11.	KANSAS	34	385	11.32
12.	IOWA STATE	33	364	11.03



As a freshman, Tiffany Bias finished among league leaders in both assists and steals.



BIG 12 CONFERENCE STATISTICS

TO BE RANKED, A PLAYER MUST APPEAR IN AT LEAST 75.0% OF THEIR TEAM'S GAMES.

SCORING

##	PLAYER-TEAM	CL	G	FG	3FG	FT	PTS	AVG/G
1.	GRINER, BRITTNEY-BU	SO	37	302	1	247	852	23.0
2.	ADAMS, DANIELLE-TAMU	SR	38	316	42	173	847	22.3
3.	SPEARS, BRITTANY-CU	SR	34	239	81	93	652	19.2
4.	DAVIS, CAROLYN-KU	SO	34	235	0	176	646	19.0
5.	ROBINSON, DANIELLE-OU	SR	35	235	5	167	642	18.3
6.	BOLTE, KELSEY-ISU	SR	33	191	88	87	557	16.9
7.	BROWN, RAESHARA-MU	SR	31	185	52	99	521	16.8
8.	ELLENBERG, AARYN-OU	FR	35	204	94	64	566	16.2
9.	FUSSELL, CHASSIDY-UT	FR	32	171	64	111	517	16.2
10.	CHAMBERS, BRITTANY-KSU	SO	32	187	88	52	514	16.1
11.	YOUNG, TONI-OSU	SO	31	210	0	59	479	15.5
12.	HOOPER, JORDAN-NU	FR	31	162	67	63	454	14.6
13.	MOORE, LINDSEY-NU	SO	31	157	49	74	437	14.1
14.	NASH, KATHLEEN-UT	SR	33	152	73	84	461	14.0
15.	WHITE, TYRA-TAMU	JR	38	215	33	63	526	13.8
16.	JEFFERY, CHUCKY-CU	SO	30	148	13	97	406	13.5
17.	SIMS, ODYSSEY-BU	FR	36	160	67	84	471	13.1
18.	FLORES, CHRISTINE-MU	JR	30	132	23	102	389	13.0
19.	CHILDS, JALANA-KSU	JR	32	168	3	72	411	12.8
20.	ENGELMAN, MONICA-KU	SO	34	166	47	33	412	12.1
21.	MALLARD, KIERRA-TTU	JR	33	168	9	51	396	12.0
22.	ANDERSON, YVONNE-UT	JR	33	139	38	73	389	11.8
23.	FONTENETTE, ASHLEIGH-UTJR	33	147	26	65	385	11.7	
24.	MCINTYRE, VICKY-OSU	FR	31	139	0	69	347	11.2
25.	CARTER, SYDNEY-TAMU	JR	38	123	51	100	397	10.4
26.	KARR, TAEOR-KSU	SO	32	124	48	33	329	10.3
27.	PRINS, ANNA-ISU	SO	32	118	27	53	316	9.9
28.	MORRIS, CASEY-TTU	SO	33	108	55	52	323	9.8
29.	BIAS, TIFFANY-OSU	FR	32	101	31	77	310	9.7
30.	JONES, SHAKARA-MU	SR	31	124	7	44	299	9.6

REBOUNDING

##	PLAYER-TEAM	CL	G	OFF	DEF	TOT	AVG/G
1.	YOUNG, TONI-OSU	SO	31	108	174	282	9.1
2.	ADAMS, DANIELLE-TAMU	SR	38	141	183	324	8.5
3.	SPEARS, BRITTANY-CU	SR	34	73	204	277	8.1
4.	NASH, KATHLEEN-UT	SR	33	84	177	261	7.9
5.	JEFFERY, CHUCKY-CU	SO	30	61	176	237	7.9
6.	GRINER, BRITTNEY-BU	SO	37	94	196	290	7.8
7.	POPPENS, CHELSEA-ISU	SO	33	112	134	246	7.5
8.	DAVIS, CAROLYN-KU	SO	34	106	147	253	7.4
9.	GAYLE, ASHLEY-UT	JR	33	69	172	241	7.3
10.	MALLARD, KIERRA-TTU	JR	33	67	172	239	7.2
11.	SUTHERLAND, AISHAH-KU	JR	34	62	183	245	7.2
12.	REDMON, CATHERYN-NU	SR	31	73	149	222	7.2
13.	JONES, MELISSA-BU	SR	36	80	168	248	6.9
14.	MCFARLAND, JOANNA-OU	SO	35	100	132	232	6.6
15.	HOOPER, JORDAN-NU	FR	31	70	135	205	6.6
16.	FLORES, CHRISTINE-MU	JR	30	65	118	183	6.1
17.	WICKETT, TEENA-TTU	SR	33	87	110	197	6.0
18.	BROWN, RAESHARA-MU	SR	31	48	137	185	6.0
19.	ELONU, ADAORA-TAMU	JR	38	82	143	225	5.9
20.	BROWN, BRANSHEA-KSU	JR	32	81	107	188	5.9



BIG 12 CONFERENCE STATISTICS

FIELD GOAL PCT (MIN. 3.0 MADE PER GAME)

##	PLAYER-TEAM	CL	G	FG	FGA	PCT
1.	DAVIS, CAROLYN-KU	SO	34	235	356	.660
2.	REDMON, CATHERYN-NU	SR	31	124	227	.546
3.	GRINER, BRITTNEY-BU	SO	37	302	556	.543
4.	POPPENS, CHELSEA-ISU	SO	33	100	196	.510
5.	WICKETT, TEENA-TTU	SR	33	127	251	.506
6.	MCINTYRE, VICKY-OSU	FR	31	139	281	.495
7.	WHITE, TYRA-TAMU	JR	38	215	435	.494
8.	ADAMS, DANIELLE-TAMU	SR	38	316	654	.483
9.	SIMS, ODYSSEY-BU	FR	36	160	337	.475
10.	JEFFERY, CHUCKY-CU	SO	30	148	314	.471
11.	YOUNG, TONI-OSU	SO	31	210	446	.471
12.	ANDERSON, YVONNE-UT	JR	33	139	298	.466
13.	SUTHERLAND, AISHAH-KU	JR	34	123	266	.462
14.	ROBINSON, DANIELLE-OU	SR	35	235	513	.458
15.	CHILDS, JALANA-KSU	JR	32	168	370	.454

ASSISTS

##	PLAYER-TEAM	CL	G	ASSISTS	AVG/G
1.	GOODRICH, ANGEL-KU	SO	27	170	6.30
2.	COLSON, SYDNEY-TAMU	SR	36	221	6.14
3.	MOORE, LINDSEY-NU	SO	31	183	5.90
4.	ROBINSON, DANIELLE-OU	SR	35	177	5.06
5.	MANSFIELD, LAUREN-ISU	JR	33	166	5.03
6.	BROWN, RAESHARA-MU	SR	31	140	4.52
7.	JEFFERY, CHUCKY-CU	SO	30	128	4.27
8.	BIAS, TIFFANY-OSU	FR	32	135	4.22
9.	WHITE, MARIAH-KSU	SO	32	126	3.94
10.	FONTELETTE, ASHLEIGH-UT	JR	33	128	3.88
11.	JONES, MELISSA-BU	SR	36	135	3.75
12.	SMALLS, MONIQUE-TTU	SO	33	119	3.61
13.	MAYS, KEENA-KU	FR	34	119	3.50
14.	ANDERSON, YVONNE-UT	JR	33	104	3.15
15.	SIMS, ODYSSEY-BU	FR	36	111	3.08

FREE THROW PCT (MIN. 2.0 MADE PER GAME)

##	PLAYER-TEAM	CL	G	FTM	FTA	PCT
1.	NASH, KATHLEEN-UT	SR	33	84	94	.894
2.	BOLTE, KELSEY-ISU	SR	33	87	98	.888
3.	ROBINSON, DANIELLE-OU	SR	35	167	190	.879
4.	CARTER, SYDNEY-TAMU	JR	38	100	116	.862
5.	SPEARS, BRITTANY-CU	SR	34	93	112	.830
6.	CHRISTOFFERSON, H-ISU	FR	33	95	115	.826
7.	FUSSELL, CHASSIDY-UT	FR	32	111	136	.816
8.	ADAMS, DANIELLE-TAMU	SR	38	173	218	.794
9.	MOORE, LINDSEY-NU	SO	31	74	95	.779
10.	GRINER, BRITTNEY-BU	SO	37	247	318	.777
11.	BIAS, TIFFANY-OSU	FR	32	77	101	.762
12.	SIMS, ODYSSEY-BU	FR	36	84	111	.757
13.	HOOPER, JORDAN-NU	FR	31	63	86	.733
14.	FLORES, CHRISTINE-MU	JR	30	102	143	.713
15.	ANDERSON, YVONNE-UT	JR	33	73	104	.702



BIG 12 CONFERENCE STATISTICS

STEALS

##	PLAYER-TEAM	CL	G	STEALS	AVG/G
1.	BROWN, RAESHARA-MU	SR	31	82	2.65
2.	SMALLS, MONIQUE-TTU	SO	33	86	2.61
3.	JEFFERY, CHUCKY-CU	SO	30	76	2.53
4.	ROBINSON, DANIELLE-OU	SR	35	87	2.49
5.	COLSON, SYDNEY-TAMU	SR	36	88	2.44
6.	BIAS, TIFFANY-OSU	FR	32	63	1.97
7.	FONTENETTE, ASHLEIGH-UT	JR	33	64	1.94
8.	WICKETT, TEENA-TTU	SR	33	63	1.91
9.	JONES, MELISSA-BU	SR	36	67	1.86
10.	SPEARS, BRITTANY-CU	SR	34	61	1.79
11.	GOODRICH, ANGEL-KU	SO	27	47	1.74
12.	YOUNG, TONI-OSU	SO	31	53	1.71
13.	ANDERSON, YVONNE-UT	JR	33	55	1.67
14.	CARTER, SYDNEY-TAMU	JR	38	61	1.61
15.	MORRIS, CASEY-TTU	SO	33	52	1.58

3-POINT FG PCT (MIN. 1.0 MADE PER GAME)

##	PLAYER-TEAM	CL	G	3FG	FGA	PCT
1.	SIMS, ODYSSEY-BU	FR	36	67	148	.453
2.	ANDERSON, YVONNE-UT	JR	33	38	88	.432
3.	BOLTE, KELSEY-ISU	SR	33	88	209	.421
4.	ELLENBERG, AARYN-OU	FR	35	94	237	.397
5.	ENGELMAN, MONICA-KU	SO	34	47	119	.395
6.	MANSFIELD, LAUREN-ISU	JR	33	40	102	.392
7.	CARTER, SYDNEY-TAMU	JR	38	51	131	.389
8.	NASH, KATHLEEN-UT	SR	33	73	189	.386
9.	HOOK, MORGAN-OU	FR	35	54	143	.378
10.	CHAMBERS, BRITTANY-KSU	SO	32	88	236	.373
11.	HOOPER, JORDAN-NU	FR	31	67	184	.364
12.	FUSSELL, CHASSIDY-UT	FR	32	64	176	.364
13.	MALCOLM-PECK, MEAGAN-CU	SO	34	38	106	.358
14.	MORRIS, CASEY-TTU	SO	33	55	154	.357
15.	BROWN, RAESHARA-MU	SR	31	52	149	.349

3-POINT FG MADE

##	PLAYER-TEAM	CL	G	3FG	AVG/G
1.	CHAMBERS, BRITTANY-KSU	SO	32	88	2.75
2.	ELLENBERG, AARYN-OU	FR	35	94	2.69
3.	BOLTE, KELSEY-ISU	SR	33	88	2.67
4.	SPEARS, BRITTANY-CU	SR	34	81	2.38
5.	NASH, KATHLEEN-UT	SR	33	73	2.21
6.	HOOPER, JORDAN-NU	FR	31	67	2.16
7.	FUSSELL, CHASSIDY-UT	FR	32	64	2.00
8.	SIMS, ODYSSEY-BU	FR	36	67	1.86
9.	GARRISON, LAKYN-OSU	SR	32	59	1.84
10.	BROWN, RAESHARA-MU	SR	31	52	1.68
11.	MORRIS, CASEY-TTU	SO	33	55	1.67
12.	MOORE, LINDSEY-NU	SO	31	49	1.58
13.	HOOK, MORGAN-OU	FR	35	54	1.54
14.	KARR, TAEOR-KSU	SO	32	48	1.50
15.	ENGELMAN, MONICA-KU	SO	34	47	1.38

BIG 12 CONFERENCE STATISTICS
BLOCKED SHOTS

##	PLAYER-TEAM	CL	G	BLOCKS	AVG/G
1.	GRINER, BRITTNEY-BU	SO	37	170	4.59
2.	GAYLE, ASHLEY-UT	JR	33	117	3.55
3.	REDMON, CATHERYN-NU	SR	31	77	2.48
4.	MCINTYRE, VICKY-OSU	FR	31	66	2.13
5.	MALLARD, KIERRA-TTU	JR	33	63	1.91
6.	FLORES, CHRISTINE-MU	JR	30	56	1.87
7.	YOUNG, TONI-OSU	SO	31	51	1.65
8.	DAVIS, CAROLYN-KU	SO	34	47	1.38
9.	ADAMS, DANIELLE-TAMU	SR	38	51	1.34
10.	SUTHERLAND, AISHAH-KU	JR	34	41	1.21
11.	SPEARS, BRITTANY-CU	SR	34	40	1.18
12.	JONES, SHAKARA-MU	SR	31	27	0.87
13.	GRIFFIN, NICOLE-OU	FR	30	26	0.87
14.	POPE, BROOKLYN-BU	SO	37	32	0.86
15.	CHRISTOFFERSON, H-ISU	FR	33	24	0.73

ASSIST/TURNOVER RATIO (MIN. 3.0 ASSISTS/GAME)

##	PLAYER-TEAM	CL	G	ASST	AVG	TURN	AVG	RATIO
1.	JONES, MELISSA-BU	SR	36	135	3.8	48	1.3	2.81
2.	GOODRICH, ANGEL-KU	SO	27	170	6.3	76	2.8	2.24
3.	COLSON, SYDNEY-TAMU	SR	36	221	6.1	102	2.8	2.17
4.	WHITE, MARIAH-KSU	SO	32	126	3.9	73	2.3	1.73
5.	MANSFIELD, LAUREN-ISU	JR	33	166	5.0	106	3.2	1.57
6.	SMALLS, MONIQUE-TTU	SO	33	119	3.6	79	2.4	1.51
7.	FONTENETTE, ASHLEIGH-UT	JR	33	128	3.9	89	2.7	1.44
8.	MAYS, KEENA-KU	FR	34	119	3.5	83	2.4	1.43
9.	MOORE, LINDSEY-NU	SO	31	183	5.9	136	4.4	1.35
10.	ROBINSON, DANIELLE-OU	SR	35	177	5.1	134	3.8	1.32
11.	SIMS, ODYSSEY-BU	FR	36	111	3.1	86	2.4	1.29
12.	ANDERSON, YVONNE-UT	JR	33	104	3.2	88	2.7	1.18
13.	BIAS, TIFFANY-OSU	FR	32	135	4.2	118	3.7	1.14
14.	BROWN, RAESHARA-MU	SR	31	140	4.5	124	4.0	1.13
15.	JEFFERY, CHUCKY-CU	SO	30	128	4.3	114	3.8	1.12

MINUTES PLAYED



##	PLAYER-TEAM	CL	G	MINUTES	AVG/G
1.	MOORE, LINDSEY-NU	SO	31	1164	37.55
2.	BROWN, RAESHARA-MU	SR	31	1157	37.32
3.	BOLTE, KELSEY-ISU	SR	33	1179	35.73
4.	CHAMBERS, BRITTANY-KSU	SO	32	1120	35.00
5.	GOODRICH, ANGEL-KU	SO	27	920	34.07
6.	JONES, SHAKARA-MU	SR	31	1054	34.00
7.	NASH, KATHLEEN-UT	SR	33	1111	33.67
8.	KARR, TAELOL-KSU	SO	32	1067	33.34
9.	FONTENETTE, ASHLEIGH-UT	JR	33	1093	33.12
10.	ROBINSON, DANIELLE-OU	SR	35	1150	32.86



RECORD BOOK



Andrea Riley completed her career as the Big 12's all-time leading scorer with 2,835 points.



Three players in program history have had their number retired. Clinette Jordan (23), Stacey Coffey (30) and Liz Brown (40) all received the honor following their distinguished careers



INDIVIDUAL RECORDS

Points

Game	51 by Donna Ridling vs. Tulsa, Feb. 24, 1978
Season	909, by Andrea Riley, 2009-10
Career	2,835 by Andrea Riley, 2006-2010

Points Per Game

Season	26.7 by Andrea Riley (909 points in 34 games in 2009-10)
Career	26.7 (2,835 points in 131 games) by Andrea Riley, 2006-10

Field Goals

Game	24 (35 attempted) by Donna Ridling vs. Tulsa, Feb. 24, 1978
Season	296 (6833 attempted) by Andrea Riley, 2009-10
Career	911 (2,424 attempted) by Andrea Riley, 2006-10

Field-Goal Attempts

Game	44 (16 made) by Andrea Riley vs. Iowa State, March 12, 2010
Season	833 (296 made) by Andrea Riley, 2009-10
Career	2,424 (911 made) by Andrea Riley, 2009-10

Field-Goal Percentage

Best Perfect Game	1,000 (9 of 9) by Linda Parack vs. Seminole JC, Feb. 1, 1979
	1,000 (9 of 9) by Shelby Hutchens vs. Baylor, Jan 22, 2000
Game (min. 10 att.)	900 (9 of 10) by Renee Roberts vs. Texas Tech, Jan. 8, 1997
	900 (9 of 10) by Kristin Hernandez vs. Air Force, Nov. 9, 2007
Game (min. 12 att.)	857 (12 of 14) by Cinette Jordan vs. Fordham, Jan. 2, 1987
	857 (12 of 14) by Rhonda Klie vs. SW Mo. St., Dec. 14, 1979
Season (min. 200 att.)	613 (147 of 240) by Jodi Fisher, 1990-91
Career (min. 500 att.)	589 (334 of 567) by Jodi Fisher, 1987-91

Three-Point Field Goals

Game	6 (10 attempted) by Lakyn Garrison vs. Duke, Dec. 12, 2010
	6 (18 attempted) by Andrea Riley vs. Baylor, Jan. 9, 2010
	6 (19 attempted) by Andrea Riley vs. Duke, Nov. 14, 2008
	6 (15 attempted) by Andrea Riley vs. LSU, March 29, 2008
	6 (8 attempted) by Taylor Hardeman vs. Texas, Jan. 23, 2008
	6 (13 attempted) by Taylor Hardeman vs. Iowa State, Jan. 7, 2006
	6 (13 attempted) by Nina Stone vs. Colorado, Jan. 22, 2005
	6 (9 attempted) by Nina Stone vs. Nicholls State, Nov. 20, 2004
	6 (7 attempted) by Jennifer Crow vs. Nicholls State, Dec. 15, 1996
	6 (6 attempted) by Leslie Day vs. Missouri, Feb. 22, 1992
	6 (8 attempted) by Shelly Blessing vs. Missouri, Jan. 10, 1990
	6 (8 attempted) by Shelly Blessing vs. BYU, Nov. 24, 1989
Season	78 (262 attempted) by Andrea Riley, 2009-10
Career	238 (817 attempted) by Andrea Riley, 2006-10

Three-Point Field Goals Made Per Game

Season	2.47 (74 threes in 30 games) by Jennifer Crow, 1999-2000
Career	1.85 (215 threes in 116 games) by Jennifer Crow, 1996-2000

Three-Point Field-Goal Attempts

Game	19 (6 made) by Andrea Riley vs. Duke, Nov. 14, 2008
Season	262 (78 made) by Andrea Riley, 2009-10
Career	817 (238 made) by Andrea Riley, 2006-10

Three-Point Field-Goal Attempts Per Game

Season	7.71 (262 attempts in 34 games) by Andrea Riley, 2009-10
Career	6.24 (817 attempts in 131 games) by Andrea Riley, 2006-10

Three-Point Field-Goal Percentage

Game (min. 6 att.)	1,000 (6 of 6) by Leslie Day vs. Missouri, Feb. 22, 1992
Game (min. 7 att.)	857 (6 of 7) by Jennifer Crow vs. Nicholls State, Dec. 15, 1996
Season (min. 100 att.)	.514 (57 of 111) by Alicia Burke, 1988-89
Career (min. 200 att.)	.385 (102 of 265) by Leslie Day, 1991-95

Free Throws

Game	17 (21 attempted) by Andrea Riley vs. Oklahoma, Jan. 12, 2008
	16 (19 attempted) by Cinette Jordan vs. Texas-Arlington, Nov. 30, 1988
	16 (18 attempted) by Kathy Schulz vs. Missouri, Mar. 9, 1984
Season	239 by Andrea Riley, 2009-10
Career	775 by Andrea Riley, 2006-10

Consecutive Free Throws

Game	15 by Cinette Jordan vs. Missouri, Jan. 22, 1989 (made first FT, missed second, made last 15)
Season	40 by Andrea Riley (Nov. 10, 2006 vs. UC Riverside - Dec. 18, 2006 vs. S. Utah)
Career	40 by Andrea Riley (Nov. 10, 2006 vs. UC Riverside - Dec. 18, 2006 vs. S. Utah)

Free-Throw Attempts

Game	21 (17 made) by Andrea Riley vs. Oklahoma, Jan. 12, 2008
Season	314 by Cinette Jordan, 1988-89
Career	1,029 by Andrea Riley, 2006-10

Andrea Riley's 45 points against Oklahoma in 2008 were a Gallagher-Iba Arena record



INDIVIDUAL RECORDS



Jennifer Crow

Free-Throw Percentage

<i>Best Perfect Game</i>	1,000 (13 of 13) by Jennifer Crow vs. Tulsa, Nov. 28, 1999
<i>Game (min. 14 att.)</i>	947 (16 of 17) by Clinette Jordan vs. Missouri, Jan. 22, 1989
<i>Season (min. 50 att.)</i>	891 (49 of 55) by Julie Moser, 1979-80
<i>Season (min. 150 att.)</i>	883 (166 of 188) by Jennifer Crow, 1999-2000
<i>Career (min. 100 att.)</i>	837 (108 of 129) by Susanne Rosson, 1988-92
<i>Career (min. 300 att.)</i>	833 (340 of 408) by Kathy Schulz, 1983-85

Rebounds

<i>Game</i>	22 by Toni Young vs. Missouri, Feb. 16, 2011 20 by Lisa McGill vs. Nebraska, Feb. 1, 1992 20 by Lisa McGill vs. Texas-Pan American, Dec. 22, 1991 20 by Clinette Jordan vs. Oklahoma, Jan. 21, 1987 20 by Donna Ridling vs. Oral Roberts, Dec. 11, 1976
<i>Season</i>	362 by Clinette Jordan, 1988-89
<i>Career</i>	1,128 by Clinette Jordan, 1985-89

Rebounds Per Game

<i>Season</i>	11.3 (362 rebounds in 32 games) by Clinette Jordan, 1988-89
<i>Career</i>	9.5 (1,128 rebounds in 119 games) by Clinette Jordan, 1985-89

Assists

<i>Game</i>	17 by Andrea Riley vs. Mercer, Dec. 19, 2009
<i>Season</i>	220 by Andrea Riley, 2009-10
<i>Career</i>	707 by Andrea Riley, 2006-10

Assists Per Game

<i>Season</i>	6.50 (220 assists in 34 games) by Andrea Riley, 2009-10
<i>Career</i>	5.60 (695 assists in 124 games) by Liz Brown, 1987-91

Blocked Shots

<i>Game</i>	10 by Whitney Pegram vs. Prairie View A&M, Dec. 29, 2005
<i>Season</i>	71 by Whitney Pegram, 2005-06
<i>Career</i>	154 by Christian Hood, 2003-2007

Blocked Shots Per Game

<i>Season</i>	2.54 (71 blocks in 28 games) by Whitney Pegram, 2005-06
<i>Career</i>	2.09 (117 blocks in 56 games) by Sheila Hughes, 1986-88

Steals

<i>Game</i>	12 by Stacy Coffey vs. Iowa State, Feb. 4, 1994 12 by Stacy Coffey vs. Missouri, Feb. 28, 1993
<i>Season</i>	139 by Stacy Coffey, 1993-94
<i>Career</i>	458 by Stacy Coffey, 1992-96

Steals Per Game

<i>Season</i>	4.79 (139 steals in 29 games) by Stacy Coffey, 1993-94
<i>Career</i>	3.88 (458 steals in 118 games) by Stacy Coffey, 1992-96

Most Minutes

<i>Season</i>	1,261 by Andrea Riley, 2009-10
<i>Career</i>	4,661 by Andrea Riley, 2006-10

Games Played

<i>Career</i>	131 by Andrea Riley, 2006-10
---------------	------------------------------

Consecutive Games Played

<i>Career</i>	124 by Liz Brown, 1987-91
---------------	---------------------------

Games Started

<i>Career</i>	131 by Andrea Riley, 2006-10
---------------	------------------------------

Consecutive Games Started

<i>Career</i>	124 by Liz Brown, 1987-91
---------------	---------------------------

NCAA RECORDS

Season Records (Rank)

Points	909 Andrea Riley, 2009-10 (10th)
---------------	----------------------------------

3-Point Field Goal Percentage

51.4	Alicia Burke, 1988-89 (10th)
51.2	Jamie Siess, 1987-88 (11th)

Career Records (Rank)

Points	2,835 Andrea Riley, 2006-10 (13th)
---------------	------------------------------------

Steals

458	Stacey Coffey, 1992-96 (6th)
-----	------------------------------

Steals Average

3.88	Stacey Coffey, 1992-96 (15th)
------	-------------------------------

Team Records (Rank)

Largest Deficit Overcome to Win a Game	19 vs. Chattahoochee, 3-20-10 (T11th)
	Trailed 35-16 with 1:19 remaining in 1st half (Won 70-63).

Most Improved Teams

+12.5	2006-07, 20-11 record, 6-22 previous year
-------	---



TEAM RECORDS

GENERAL RECORDS

Most Victories in a Season	27 in 1990-91 and 2007-08
Most Consecutive Victories	16 from Dec. 11, 1992-Jan. 31, 1993
Most Cons. Home-Court Victories	19 from Mar. 2, 1993-Jan. 25, 1995
Most Cons. Regular-Season Victories	16 from Dec. 11, 1992-Jan. 31, 1993
Most Defeats in a Season	23 in 1982-83
Most Cons. Defeats in a Season	17 from Jan. 4, 2006-Mar. 7, 2006
Most Cons. Defeats, All-Time	17 from Jan. 4, 2006-Mar. 7, 2006

TEAM RECORDS
(SINGLE GAME)

Scoring

Most Points	112 vs. Tulsa, Feb. 25, 1978
Most Points in Loss, Including OT	96 vs. Iowa State (99), Dec. 19, 1982 (2 OT)
Most Points in Loss, Regulation	88 vs. US International (92), Jan. 3, 1986
Most Points, Both Teams	195 (96-99) vs. Iowa State, Dec. 19, 1982 (2 OT)
Most Points in Half	68 vs. Nicholls State, Dec. 15, 1996 (2nd)
Fewest Points Allowed	17 by Central State, 1973
Fewest Points	26 vs. Baylor, Jan. 11, 2006
Fewest Points, Both Teams	65 (47-18) vs. Cowley County CC, 1973
Widest Margin of Victory	71 (107-36) vs. Central Arkansas, Dec. 22, 2007
Widest Losing Margin	63 (106-43) vs. Texas Tech, Jan. 10, 2004

Field Goals

Most Field Goals	45 (79 attempts) vs. Boise State, Feb. 10, 1982
Most Field-Goal Attempts	87 (38 made) vs. Phillips, Jan. 14, 1984
Highest Field Goal Pct.	625 (25 of 40) vs. Marymount, Feb. 2, 1980
Highest Field-Goal Pct., Half	760 (19 of 25) vs. Texas A&M, Feb. 11, 1998 (2nd)

Three-Point Field Goals

Most Three-Point Field Goals	14 (32 att.) vs. Texas-Pan American, Jan. 3, 2009
Most Three-Point Attempts	37 (12 made) vs. Baylor, Jan. 9, 2010
Highest Pct. (min. 7 att.)	889 (8-of-9) vs. Missouri, Feb. 22, 1992
Highest Pct. (min. 10 att.)	643 (9-of-14) vs. Nicholls State, Dec. 15, 1996

Free Throws

Most Free Throws	37 (43 attempted) vs. DePaul, Mar. 13, 1991
Most Free-Throw Attempts	43 (28 made) vs. Wichita State, Dec. 4, 2007
	43 (29 made) vs. Oral Roberts, Dec. 29, 1997
	43 (37 made) vs. DePaul, Mar. 13, 1991
Highest Pct. (min. 20 att.)	950 (19 of 20) vs. Colorado, Jan. 10, 1986
Best Perfect Game	1.000 (16 of 16) vs. Texas, Feb. 7, 2004

Rebounds

Most Rebounds	66 vs. Phillips, Jan. 14, 1984
Most Rebounds, Both Teams	103 (61) vs. Phillips (42), Nov. 26, 1984

Assists

Most Assists	32 vs. Nicholls State, Dec. 15, 1996
Highest percentage of Assists to Field Goals Made	963 (26 AST, 27 FGM) vs. Sam Houston St., Dec. 30, 1998

Blocked Shots

Most Blocked Shots	18 vs. Prairie View A&M, Dec. 29, 2005
--------------------	--

Steals

Most Steals	25 vs. Missouri, Jan. 29, 1993
-------------	--------------------------------

Personal Fouls

Most Personal Fouls	37 vs. Texas A&M, Feb. 12, 1997
---------------------	---------------------------------

Overtimes

Most Overtime Periods	3 vs. Michigan State, Mar. 16, 1991
Most Points in one OT Period	18 vs. Santa Clara, Dec. 18, 2003
Most Points in Overtime	28 vs. Michigan State, Mar. 16, 1991 (3 OT)

TEAM RECORDS
(SEASON)

Scoring

Most Points	2,645 in 2007-08
Highest Average Per Game	78.3 (2,507 points in 32 games) in 1988-89
Highest Average Scoring Margin	14.5 in 2007-08

Field Goals

Most Field Goals	954 (2,045 attempted) in 1990-91
Most Field Goals Per Game	30.3 (939 made in 31 games) in 1981-82
Most Field-Goal Attempts	2,240 (912 made in 34 games) in 2009-10
Most Field-Goal Att. Per Game	68.0 (2,109 attempted in 31 games) in 1981-82
Highest Field-Goal Percentage	.467 (954 of 2,045) in 1990-91

Three-Point Field Goals

Most Three-Point Field Goals	209 (674 attempted) in 2009-10
Most Three-Pointers Per Game	6.2 (203 made in 33 games) in 2008-09
Most Three-Point Field-Goal Att.	674 (209 made) in 2009-10
Most Three-Point Att. Per Game	19.8 (674 attempts in 34 games) in 2009-10
Highest Three-Point Field-Goal Pct.	.406 (67 of 165) in 1987-88

Free Throws

Most Free Throws	563 (814 attempted) in 2007-08
Most Free Throws Per Game	17.9 (555 made in 31 games) in 2001-02
Most Free-Throw Attempts	814 (563 made) in 2007-08
Most Free-Throw Att. Per Game	25.8 (749 attempted in 29 games) in 1994-95
Highest Free-Throw Percentage	.761 (487 of 640) in 1984-85

Rebounds

Most Rebounds	1,534 in 2007-08
Highest Average Per Game	43.8 (1,534 rebounds in 35 games) in 2007-08
Highest Average Rebound Margin	5.9 (158 more rebounds in 27 games) in 1978-79

Assists

Most Assists	598 in 1990-91
Highest Average Per Game	18.1 (598 assists in 33 games) in 1990-91

Blocked Shots

Most Blocked Shots	133 in 2005-06
Highest Average Per Game	4.75 (133 blocks in 28 games) in 2005-06

Steals

Most Steals	438 in 1992-93
Highest Average Per Game	13.7 (438 steals in 32 games) in 1992-93

Personal Fouls

Most Personal Fouls	684 in 1981-82
Highest Average Per Game	22.1 (684 fouls in 31 games) in 1981-82
Fewest Personal Fouls	441 in 1984-85
Fewest Personal Fouls Per Game	15.5 (497 fouls in 32 games) in 1979-80

Defense

Lowest Scoring Avg. Allowed	59.1 (1,831 points in 31 games) in 1997-98
Lowest Field-Goal Pct. Allowed	.363 (649 of 1,788) in 1997-98
Lowest Three-Point Pct. Allowed	.273 (91 of 333) in 1990-91

Overtimes

Most Overtime Games	5 in 2000-01
Most Consecutive Overtime Games	2 on Jan. 14 & 19, 1996
	2 on Feb. 12 & 15, 1997

CAREER RECORDS

POINTS SCORED

Name	Years	Points
1 Riley, Andrea	06-10	2,835
2 Jordan, Clinette	85-89	2,168
3 Crow, Jennifer	96-00	1,798
4 McGill, Lisa	89-93	1,765
5 Skibbe, Trisha	00-04	1,718
6 Siess, Jamie	84-88	1,682
7 Ridling, Donna	74-78	1,573
8 Brown, Liz	87-91	1,418
9 Coffey, Stacy	92-96	1,381
10 Roberts, Renee	94-98	1,243
11 Johnson, Charmaine	79-83	1,210
12 Smith, Shaunte'	05-09	1,194
13 Edwards, Cheri	93-98	1,078
13 Schulz, Kathy	83-85	1,078
15 Cox, Althea	87-91	1,077
16 Hawkins, Chantoya	99-03	1,075
17 Glosson, Jackie	83-85	1,072
18 Kite, Rhonda	78-80	1,004
19 Scales, Amy	92-96	949
20 Cunningham, Tegan	08-10	938

POINTS PER GAME

Name	Years	PPG
1 Riley, Andrea	06-10	21.6
2 Schulz, Kathy	83-85	18.9
3 Glosson, Jackie	83-85	18.8
4 Jordan, Clinette	85-89	18.2
5 Reese, Terre	75-77	17.6
6 Kite, Rhonda	78-80	17.0
7 Ridling, Donna	74-78	15.9
8 Crow, Jennifer	96-00	15.5
9 Siess, Jamie	84-88	14.8
10 Skibbe, Trisha	00-04	14.7
11 Cummings, Tari	99-02	14.4
12 McGill, Lisa	89-93	14.2
13 Green, Carol	73-75	14.0
14 Cunningham, Tegan	08-10	13.8
15 Stone, Nina	03-05	13.4
16 Roush, Ginger	74-76	13.1
17 Green, Danielle	06-08	12.6
18 Pehrson, Kelly	79-82	12.0
19 Coffey, Stacy	92-96	11.7
20 Shaterkina, Gina	94-96	11.6

(Minimum 40 games)

FIELD GOALS MADE

Name	Years	FGM
1 Riley, Andrea	06-10	911
2 Jordan, Clinette	85-89	783
3 McGill, Lisa	89-93	691
4 Siess, Jamie	84-88	645
5 Skibbe, Trisha	00-04	609
6 Brown, Liz	87-91	545
7 Ridling, Donna	74-78	543
8 Crow, Jennifer	96-00	513
9 Johnson, Charmaine	79-83	503
10 Roberts, Renee	94-98	469
11 Smith, Shaunte'	05-09	442
12 Coffey, Stacy	92-96	441
13 Glosson, Jackie	83-85	425
14 Edwards, Cheri	93-98	407
15 Kite, Rhonda	78-80	380
16 Scales, Amy	92-96	374
17 Schulz, Kathy	83-85	369
18 Cunningham, Tegan	08-10	368
19 Cox, Althea	87-91	353
20 Hawkins, Chantoya	99-03	348

FIELD GOAL ATTEMPTS

Name	Years	FGA
1 Riley, Andrea	06-10	2,424
2 Jordan, Clinette	85-89	1,513
3 McGill, Lisa	89-93	1,426
4 Siess, Jamie	84-88	1,420
5 Skibbe, Trisha	00-04	1,360
6 Brown, Liz	87-91	1,310
7 Crow, Jennifer	96-00	1,219
8 Ridling, Donna	74-78	1,206
9 Johnson, Charmaine	79-83	1,152
10 Coffey, Stacy	92-96	1,098
11 Smith, Shaunte'	05-09	1,076
12 Roberts, Renee	94-98	1,043
13 Hawkins, Chantoya	99-03	995
14 Edwards, Cheri	93-98	901
15 Cox, Althea	87-91	883
16 Glosson, Jackie	83-85	834
17 Cunningham, Tegan	08-10	825
18 Nixon, Bridget	80-84	815
19 Duncan, Alisa	85-89	811
20 Kite, Rhonda	78-80	803

CAREER RECORDS

FIELD GOAL PERCENTAGE

	Name	Years	PCT
1	Fisher, Jodi	87-91	.589
2	Gregg, Megan	97-99	.580
3	Schulz, Kathy	83-85	.556
4	Byford, Megan	07-10	.548
5	Jordan, Clinette	85-89	.518
6	Rosson, Susanne	88-92	.510
7	Glosson, Jackie	83-85	.510
8	Scales, Amy	92-96	.507
9	Hughes, Sheila	86-88	.492
10	Bates, Jessica	98-02	.486
11	McGill, Lisa	89-93	.485
12	Roush, Ginger	74-76	.484
13	Reese, Terre	75-77	.480
14	Cummings, Tari	99-02	.478
15	Kite, Rhonda	78-80	.473
16	Pehrson, Kelly	79-82	.472
17	Parrack, Linda	78-82	.468
18	Releford, LaToya	96-01	.467
19	Magness, Devon	97-00	.465
20	Moser, Julie	78-80	.461

(Minimum 40 games and 200 attempts)

3-POINTERS MADE

	Name	Years	3PTM
1	Riley, Andrea	06-10	238
2	Crow, Jennifer	96-00	215
3	Hardeman, Taylor	05-09	178
4	Cox, Althea	87-91	111
5	Coffey, Stacy	92-96	110
6	Hawkins, Chantoya	99-03	106
7	Garrison, Lakyn	09-11	104
8	Day, Leslie	91-95	102
9	Cunningham, Tegan	08-10	99
10	Smith, Regi	91-95	92
11	Blessing, Shelly	88-91	91
11	Stone, Nina	03-05	91
13	Willis, Thia	01-03	84
14	Boyd, Sarah	94-98	74
15	Spinner, Jessica	98-01	72
15	Breeden, Paula	88-92	72
17	Edwards, Cheri	93-98	59
18	Burke, Alicia	88-89	57
19	Hernandez, Kristin	07-09	55
20	Silva, Brisa	05-07	54

3-POINT ATTEMPTS

	Name	Years	FGA
1	Riley, Andrea	06-10	817
2	Crow, Jennifer	96-00	583
3	Hardeman, Taylor	05-09	532
4	Hawkins, Chantoya	99-03	386
5	Coffey, Stacy	92-96	368
6	Cox, Althea	87-91	358
7	Garrison, Lakyn	09-11	333
8	Stone, Nina	03-05	298
9	Smith, Regi	91-95	277
10	Willis, Thia	01-03	274
11	Cunningham, Tegan	08-10	270
12	Day, Leslie	91-95	265
13	Blessing, Shelly	88-91	245
14	Boyd, Sarah	94-98	244
15	Spinner, Jessica	98-01	240
16	Breeden, Paula	88-92	214
17	Silva, Brisa	05-07	197
18	Hutchens, Shelby	99-03	189
19	Bower, Kourtney	95-99	176
20	Hernandez, Kristin	07-09	171

3-POINT PERCENTAGE

	Name	Year	PCT
1	Burke, Alicia	88-89	.514
2	Siess, Jamie	84-88	.512
3	Skibbe, Trisha	00-04	.404
4	Edwards, Cheri	93-98	.396
5	Day, Leslie	91-95	.385
6	Blessing, Shelly	88-91	.371
7	Crow, Jennifer	96-00	.369
8	Cunningham, Tegan	08-10	.367
9	Faulk, Kara	98-02	.349
10	Craig, Meghan	02-03	.349
11	Shaterkina, Gina	94-96	.348
12	Breeden, Paula	88-92	.336
13	Hardeman, Taylor	05-09	.335
14	Cole, Kenzie	03-04	.333
15	Smith, Regi	91-95	.332
16	Hernandez, Kristin	07-09	.322
17	Dietz, Brittany	03-05	.316
18	Smith, Shaunte'	05-09	.315
19	Garrison, Lakyn	09-11	.312
20	Chronister, Rikki	94-96	.310
20	Cox, Althea	87-91	.310

(Minimum 50 attempts)



CAREER RECORDS

FREE THROWS MADE

	Name	Years	FTM
1	Riley, Andrea	06-10	775
2	Jordan, Clinette	85-89	602
3	Crow, Jennifer	96-00	557
4	Skibbe, Trisha	00-04	458
5	Coffey, Stacy	92-96	389
6	McGill, Lisa	89-93	382
7	Siess, Jamie	84-88	350
8	Schulz, Kathy	83-85	340
9	Roberts, Renee	94-98	297
10	Smith, Shaunte'	05-Pres.	293
11	Brown, Liz	87-91	282
12	Hawkins, Chantoya	99-03	273
13	Cox, Althea	87-91	260
14	York, Yogi	92-95	251
15	Kite, Rhonda	78-80	244
16	Faulk, Kara	98-02	238
17	Glosson, Jackie	83-85	222
18	Jackson, Shea	89-93	220
19	Edwards, Cheri	93-98	205
20	Johnson, Charmaine	79-83	204

FREE THROW ATTEMPTS

	Name	Years	FTA
1	Riley, Andrea	06-10	1,029
2	Jordan, Clinette	85-89	970
3	Crow, Jennifer	96-00	676
4	McGill, Lisa	89-93	616
5	Skibbe, Trisha	00-04	597
6	Coffey, Stacy	92-96	530
7	Siess, Jamie	84-88	467
8	Smith, Shaunte'	05-09	448
9	Roberts, Renee	94-98	434
10	Schulz, Kathy	83-85	408
11	Hawkins, Chantoya	99-03	405
12	Johnson, Charmaine	79-83	358
13	York, Yogi	92-95	357
14	Cox, Althea	87-91	356
15	Kite, Rhonda	78-80	347
16	Brown, Liz	87-91	341
17	Jackson, Shea	89-93	336
18	Faulk, Kara	98-02	316
19	Scales, Amy	92-96	312
20	Glosson, Jackie	83-85	303

FREE THROW PERCENTAGE

	Name	Years	PCT
1	Cummings, Tari	99-02	.849
2	Rosson, Susanne	88-92	.837
3	Schulz, Kathy	83-85	.833
4	Blessing, Shelly	88-91	.828
5	Brown, Liz	87-91	.827
6	Crow, Jennifer	96-00	.824
7	Wheeler, Traci	84-88	.813
8	Stone, Nina	03-05	.795
9	Harmon, Nikki	96-99	.784
10	Smith, Regi	91-95	.778
11	Fisher, Jodi	87-91	.771
12	Skibbe, Trisha	00-04	.767
13	Spinner, Jessica	98-01	.764
14	Edwards, Cheri	93-98	.759
15	Riley, Andrea	06-10	.753
15	Cordero, Maria	06-08	.753
15	Faulk, Kara	98-02	.753
18	Relefeld, LaToya	96-01	.750
19	Siess, Jamie	84-88	.749
20	Ridling, Donna	74-78	.749

(Minimum 40 games and 100 attempts)

ASSISTS

	Name	Years	Ast
1	Riley, Andrea	06-10	707
2	Brown, Liz	87-91	695
3	Siess, Jamie	84-88	461
4	Hawkins, Chantoya	99-03	399
5	Coffey, Stacy	92-96	379
6	York, Yogi	92-95	330
7	Cox, Althea	87-91	298
8	Crow, Jennifer	96-00	296
9	Breeden, Paula	88-92	269
10	Duncan, Alisa	85-89	269
11	Roberts, Renee	94-98	266
12	Nixon, Bridget	80-84	257
13	Hutchens, Shelby	99-03	249
14	Bower, Kourtney	95-99	227
15	Rippetoe, Rae	80-84	212
16	Hardeman, Taylor	05-09	201
17	Harmon, Nikki	95-99	198
18	Green, Danielle	06-08	169
19	Jackson, Sara	97-98	151
20	James, Dahrenda	84-88	183

CAREER RECORDS

REBOUNDS

Name	Years	Rebs
1 Jordan, Clinette	85-89	1,128
2 McGill, Lisa	89-93	1,019
3 Smith, Shaunte'	05-09	950
4 Skibbe, Trisha	00-04	791
5 Jackson, Shea	89-93	722
6 Siess, Jamie	84-88	716
7 Johnson, Charmaine	79-83	652
8 Coffey, Stacy	92-96	650
9 Ridling, Donna	74-78	603
10 Faulk, Kara	98-02	567
11 Crow, Jennifer	96-00	564
12 Edwards, Cheri	93-98	560
13 Roberts, Renee	94-98	554
14 Fisher, Jodi	87-91	525
15 Glosson, Jackie	83-85	516
16 Pehrson, Kelly	79-82	510
17 Young, Toni	09-Pres.	503
18 Kite, Rhonda	78-80	495
19 Rippetoe, Rae	80-84	472
20 Riley, Andrea	06-10	470

REBOUND AVERAGE

Name	Years	RPG
1 Jordan, Clinette	85-89	9.5
2 Glosson, Jackie	83-85	9.1
3 Kite, Rhonda	78-80	8.4
4 McGill, Lisa	89-93	8.2
5 Young, Toni	09-Pres.	7.6
5 Ridling, Donna	74-78	7.6
7 Smith, Shaunte'	05-09	7.5
7 Cummings, Tari	99-02	7.5
9 Pehrson, Kelly	79-82	7.3
9 Schulz, Kathy	83-85	7.3
11 Green, Danielle	06-08	6.8
11 Skibbe, Trisha	00-04	6.8
11 Hughes, Sheila	86-88	6.8
14 Voskuhl, Sharon	75-78	6.6
15 Shaterkina, Gina	94-96	6.4
15 Roush, Ginger	74-76	6.4
17 Siess, Jamie	84-88	6.3
18 Jackson, Shea	89-93	6.2
19 Cunningham, Tegan	08-10	5.9
20 Coffey, Stacy	92-96	5.5
20 Johnson, Charmaine	79-83	5.5

(Minimum 40 games)

DOUBLE-DOUBLES

Name	Years	D-Ds
1 Jordan, Clinette	85-89	54
2 McGill, Lisa	89-93	37
3 Skibbe, Trisha	00-04	25
4 Seiss, Jamie	84-88	24
5 Smith, Shaunte'	05-09	22
6 Glosson, Jackie	83-85	20
7 Young, Toni	09-Pres.	17
8 Schulz, Kathy	83-85	14
9 Riley, Andrea	06-10	13
10 Faulk, Kara	98-02	10
10 Coffey, Stacy	92-96	10
12 Cunningham, Tegan	08-10	9
12 Cummings, Tari	99-02	9
14 Shaterkina, Gina	94-96	8
15 Crow, Jennifer	96-00	7
15 Jackson, Shea	89-93	7
15 Brown, Liz	87-91	7
16 Cordero, Maria	06-08	6
16 Edwards, Cheri	93-98	6

* There have been no triple-doubles in OSU history

BLOCKED SHOTS

Name	Years	Blk
1 Hood, Christian	03-07	154
2 Hughes, Sheila	86-88	117
3 Skibbe, Trisha	00-04	109
4 Byford, Megan	07-10	78
5 Fisher, Jodi	87-91	77
6 Young, Toni	09-Pres.	76
7 Jackson, Shea	89-93	72
8 Pegram, Whitney	05-06	71
9 McIntyre, Vicky	10-Pres.	66
10 Johnson, Charmaine	79-83	60
11 Gomes, Eliz	03-05	56
12 Tisdell, Linda	80-83	53
13 Spears, Shyvon	07-09	52
14 Cordero, Maria	06-08	49
14 Green, Danielle	06-08	49
16 Edwards, Cheri	93-98	47
17 Johnson, Vicki	82-84	45
17 Magness, Devon	97-00	45
19 Jordan, Clinette	85-89	43
20 Robinson, Precious	09-11	42
20 Shaterkina, Gina	94-96	42



CAREER RECORDS

STEALS

	Name	Years	Stl
1	Coffey, Stacy	92-96	458
2	Riley, Andrea	06-10	288
3	Brown, Liz	87-91	234
4	York, Yogi	92-95	224
5	Hawkins, Chantoya	99-03	206
6	Roberts, Renee	94-98	182
7	Crow, Jennifer	96-00	178
8	Rippetoe, Rae	80-84	171
9	Cox, Althea	87-91	166
10	Jordan, Clinette	85-89	157
11	Hardeman, Taylor	05-09	153
12	Hutchens, Shelby	99-03	138
13	Nixon, Bridget	80-84	136
14	McGill, Lisa	89-93	134
15	Skibbe, Trisha	00-04	126
16	Siess, Jamie	84-88	125
17	Jackson, Shea	89-93	122
18	Breeden, Paula	88-92	119
18	Glosson, Jackie	83-85	119
20	Fisher, Jodi	87-91	113

MINUTES PLAYED

	Name	Years	Min
1	Riley, Andrea	06-10	4,661
2	Brown, Liz	87-91	4,366
3	Jordan, Clinette	85-89	3,929
4	Hawkins, Chantoya	99-03	3,915
5	Siess, Jamie	84-88	3,868
6	Smith, Shaunte'	05-09	3,740
7	Crow, Jennifer	96-00	3,732
8	Coffey, Stacy	92-96	3,440
9	Skibbe, Trisha	00-04	3,333
10	McGill, Lisa	89-93	3,286
11	Hardeman, Taylor	05-09	3,247
12	Roberts, Renee	94-98	3,111
13	Hutchens, Shelby	99-03	2,948
14	York, Yogi	92-95	2,873
15	Cox, Althea	87-91	2,778
16	Duncan, Alisa	85-89	2,767
17	Edwards, Cheri	93-98	2,758
18	Jackson, Shea	89-93	2,665
19	Scales, Amy	92-96	2,571
20	Breeden, Paula	88-92	2,558

GAMES STARTED

	Name	Years	GS
1	Riley, Andrea	06-10	131
2	Brown, Liz	87-91	124
3	Coffey, Stacy	92-96	117
4	Smith, Shaunte'	05-09	116
5	Siess, Jamie	84-88	113
6	Jordan, Clinette	85-89	111
7	Hutchens, Shelby	99-03	99
8	Skibbe, Trisha	00-04	98
9	Riley, Andrea	06-Pres.	97
10	Duncan, Alisa	85-89	96
11	Hawkins, Chantoya	99-03	95
12	Crow, Jennifer	96-00	93
13	Roberts, Renee	94-98	93
14	Rippetoe, Rae	80-84	92
15	Scales, Amy	92-96	91
16	Johnson, Charmaine	79-83	91
17	Smith, Regi	91-95	89
18	York, Yogi	92-95	88
19	Cox, Althea	87-91	86
20	Edwards, Cheri	93-98	84

GAMES PLAYED

	Name	Years	GP
1	Riley, Andrea	06-10	131
2	Smith, Shaunte'	05-09	127
3	Hardeman, Taylor	05-09	124
3	McGill, Lisa	89-93	124
3	Fisher, Jodi	87-91	124
3	Brown, Liz	87-91	124
7	Hawkins, Chantoya	99-03	121
8	Hutchens, Shelby	99-03	121
9	Breeden, Paula	88-92	119
9	Jordan, Clinette	85-89	119
9	Johnson, Charmaine	79-83	119
12	Coffey, Stacy	92-96	118
12	Hepner, Jennifer	86-90	118
14	Skibbe, Trisha	00-04	117
14	Scales, Amy	92-96	117
14	Duncan, Alisa	85-89	117
17	Cox, Althea	87-91	116
17	Jackson, Shea	89-93	116
17	Crow, Jennifer	96-00	116
17	Roberts, Renee	94-98	116
17	Smith, Regi	91-95	116

SEASON RECORDS

POINTS SCORED

	Name	Year	Points
1	Riley, Andrea	09-10	909
2	Riley, Andrea	07-08	807
3	Riley, Andrea	08-09	735
4	Jordan, Clinette	88-89	668
5	Crow, Jennifer	99-00	633
6	Ridling, Donna	77-78	617
7	Schulz, Kathy	83-84	591
8	Glosson, Jackie	84-85	588
9	Cunningham, Tegan	09-10	586
10	McGill, Lisa	92-93	580
11	Jordan, Clinette	86-87	579
12	Kite, Rhonda	79-80	548
13	Aldridge, Rosie	81-82	536
14	Siess, Jamie	85-86	529
15	Skibbe, Trisha	02-03	497
16	Skibbe, Trisha	03-04	494
17	Jordan, Clinette	87-88	491
18	McGill, Lisa	90-91	488
19	Schulz, Kathy	84-85	487
20	Crow, Jennifer	98-99	484
20	Glosson, Jackie	83-84	484

POINTS PER GAME

	Name	Year	PPG
1	Riley, Andrea	09-10	26.7
2	Riley, Andrea	07-08	23.1
3	Riley, Andrea	08-09	23.0
4	Crow, Jennifer	99-00	21.1
5	Glosson, Jackie	84-85	21.0
6	Jordan, Clinette	88-89	20.9
7	Jordan, Clinette	86-87	20.8
8	Ridling, Donna	77-78	20.6
9	Schulz, Kathy	83-84	20.4
10	Aldridge, Rosie	81-82	19.1
11	Skibbe, Trisha	03-04	19.0
12	Reese, Terre	75-76	18.3
13	McGill, Lisa	92-93	18.1
14	Cummings, Tari	99-00	17.9
15	Siess, Jamie	85-86	17.6
16	Jordan, Clinette	87-88	17.5
17	Schulz, Kathy	84-85	17.4
18	Crow, Jennifer	98-99	17.3
19	Skibbe, Trisha	02-03	17.1
19	Kite, Rhonda	79-80	17.1
19	Green, Carol	74-75	17.1

FIELD GOALS MADE

	Name	Year	FGM
1	Riley, Andrea	09-10	296
2	Riley, Andrea	07-08	268
3	Ridling, Donna	77-78	264
4	Glosson, Jackie	84-85	233
5	Jordan, Clinette	88-89	230
6	Cunningham, Tegan	09-10	228
6	Riley, Andrea	08-09	228
8	McGill, Lisa	92-93	226
9	Jordan, Clinette	86-87	224
10	Aldridge, Rosie	81-82	220
11	Young, Toni	10-11	210
12	Kite, Rhonda	79-80	208
13	Schulz, Kathy	83-84	204
14	Siess, Jamie	85-86	198
15	McGill, Lisa	90-91	194
16	Crow, Jennifer	99-00	192
17	Glosson, Jackie	83-84	192
18	Skibbe, Trisha	03-04	183
19	Reese, Terre	75-76	183
20	McGill, Lisa	91-92	178

FIELD GOAL ATTEMPTS

	Name	Year	FGA
1	Riley, Andrea	09-10	833
2	Riley, Andrea	07-08	641
3	Riley, Andrea	08-09	635
4	Ridling, Donna	77-78	570
5	Cunningham, Tegan	09-10	507
6	Crow, Jennifer	99-00	464
7	Aldridge, Rosie	81-82	452
8	Young, Toni	10-11	446
9	Jordan, Clinette	86-87	442
10	McGill, Lisa	92-93	437
11	Siess, Jamie	85-86	434
12	Voskuhl, Sharon	77-78	427
13	Glosson, Jackie	84-85	425
14	Jordan, Clinette	88-89	415
15	Kite, Rhonda	79-80	415
16	Skibbe, Trisha	02-03	413
17	Glosson, Jackie	83-84	409
18	Brown, Liz	89-90	398
19	McGill, Lisa	91-92	393
20	Skibbe, Trisha	03-04	388



SEASON RECORDS

FIELD GOAL PCT.

	Name	Year	PCT
1	Fisher, Jodi	90-91	.613
2	Gregg, Megan	97-98	.586
3	Gregg, Megan	98-99	.575
4	Schulz, Kathy	83-84	.573
5	Byford, Megan	08-09	.563
6	Byford, Megan	09-10	.558
7	Parrack, Linda	78-79	.555
8	Jordan, Ciinette	88-89	.554
9	Fisher, Jodi	89-90	.553
10	Hughes, Sheila	87-88	.551
11	Glosson, Jackie	84-85	.548
12	Scales, Amy	93-94	.541
13	Schulz, Kathy	84-85	.536
14	Robinson, Precious	09-10	.535
15	Burnett, Dawn	94-95	.528
16	Scales, Amy	95-96	.528
17	Byford, Megan	07-08	.520
18	Scales, Amy	94-95	.519
19	Cummings, Tari	99-00	.518
20	McGill, Lisa	92-93	.517

THREE-POINTERS MADE

	Name	Year	3PTM
1	Riley, Andrea	09-10	78
2	Crow, Jennifer	99-00	74
3	Riley, Andrea	07-08	70
4	Cunningham, Tegan	09-10	68
5	Hardeman, Taylor	07-08	61
6	Garrison, Lakyn	10-11	59
7	Burke, Alicia	88-89	57
8	Crow, Jennifer	98-99	51
9	Silva, Brisa	05-06	49
10	Crow, Jennifer	97-98	48
11	Cox, Althea	88-89	47
12	Craig, Meghan	02-03	46
13	Garrison, Lakyn	09-10	45
13	Stone, Nina	03-04	44
15	Willis, Thia	02-03	43
15	Day, Leslie	91-92	43
15	Blessing, Shelly	89-90	43
18	Crow, Jennifer	96-97	42
18	Siess, Jamie	87-88	42
20	Willis, Thia	01-02	41
20	Spinner, Jessica	00-01	41

THREE-POINT ATTEMPTS

	Name	Year	3PTA
1	Riley, Andrea	09-10	262
2	Riley, Andrea	07-08	230
3	Riley, Andrea	08-09	220
4	Crow, Jennifer	99-00	208
5	Garrison, Lakyn	10-11	201
6	Cunningham, Tegan	09-10	176
7	Hardeman, Taylor	08-09	168
7	Hardeman, Taylor	07-08	168
9	Silva, Brisa	05-06	164
10	Willis, Thia	02-03	148
11	Crow, Jennifer	98-99	146
12	Stone, Nina	03-04	142
13	Coffey, Stacy	92-93	137
14	Cox, Althea	88-89	133
15	Bias, Tiffany	10-11	132
15	Garrison, Lakyn	09-10	132
15	Craig, Meghan	02-03	132
15	Crow, Jennifer	97-98	132
19	Spinner, Jessica	00-01	131
20	Hawkins, Chantoya	00-01	127

THREE-POINT FG PCT.

	Name	Year	PCT
1	Breeden, Paula	90-91	.514
2	Burke, Alicia	88-89	.514
3	Siess, Jamie	87-88	.512
4	Skibbe, Trisha	01-02	.500
5	Edwards, Cheri	96-97	.463
6	Skibbe, Trisha	03-04	.444
7	Faulk, Kara	00-01	.434
8	Crow, Jennifer	96-97	.433
9	Hatcher, Kelsey	08-09	.421
10	Edwards, Cheri	97-98	.417
11	Day, Leslie	91-92	.413
12	Day, Leslie	93-94	.407
13	McDonald, Devry	04-05	.400
14	Smith, Regi	94-95	.395
15	Cunningham, Tegan	09-10	.386
16	Blessing, Shelly	89-90	.384
17	Coffey, Stacy	94-95	.377
18	Bower, Kourtney	95-96	.370
19	Smith, Shaunte'	05-06	.368

SEASON RECORDS

FREE THROWS MADE

	Name	Year	FTM
1	Riley, Andrea	09-10	239
2	Riley, Andrea	08-09	219
3	Jordan, Clinette	88-89	208
4	Riley, Andrea	07-08	201
5	Schulz, Kathy	83-84	183
6	Crow, Jennifer	99-00	175
7	Schulz, Kathy	84-85	157
8	Jordan, Clinette	87-88	155
9	Crow, Jennifer	98-99	153
10	Skibbe, Trisha	02-03	146
11	Crow, Jennifer	97-98	145
12	Coffey, Stacy	93-94	141
13	Cummings, Tari	01-02	138
14	Siess, Jamie	85-86	133
15	Kite, Rhonda	79-80	132
16	Jordan, Clinette	86-87	131
17	Skibbe, Trisha	01-02	128
17	McGill, Lisa	92-93	128
19	Glosson, Jackie	84-85	122
20	Riley, Andrea	06-07	116

FREE THROW ATTEMPTS

	Name	Year	FTA
1	Jordan, Clinette	88-89	314
2	Riley, Andrea	09-10	298
3	Riley, Andrea	08-09	294
4	Jordan, Clinette	87-88	246
5	Schulz, Kathy	83-84	220
6	Jordan, Clinette	86-87	212
7	McGill, Lisa	92-93	208
8	Crow, Jennifer	99-00	199
9	Coffey, Stacy	93-94	198
9	Jordan, Clinette	85-86	198
11	Kite, Rhonda	79-80	194
12	Schulz, Kathy	84-85	188
13	Skibbe, Trisha	02-03	184
13	Crow, Jennifer	98-99	184
13	Crow, Jennifer	97-98	184
16	Siess, Jamie	85-86	179
17	McGill, Lisa	91-92	170
18	Skibbe, Trisha	01-02	164
19	Riley, Andrea	06-07	160
20	Cummings, Tari	01-02	158

FREE THROW PCT.

	Name	Year	PCT
1	Moser, Julie	79-80	.891
2	Brown, Liz	87-88	.889
3	Crow, Jennifer	99-00	.879
4	Cummings, Tari	01-02	.873
5	Brown, Liz	90-91	.865
6	Edwards, Cheri	96-97	.855
7	Siess, Jamie	87-88	.840
8	Harmon, Nikki	98-99	.838
9	Schulz, Kathy	84-85	.835
10	Crow, Jennifer	98-99	.832
10	Schulz, Kathy	83-84	.832
12	Fisher, Jodi	89-90	.831
12	Wheeler, Traci	85-86	.831
14	Blessing, Shelly	89-90	.828
15	Stone, Nina	03-04	.816
16	Burke, Alicia	88-89	.806
17	Riley, Andrea	09-10	.802
17	Hawkins, Chantoya	02-03	.802
17	Faulk, Kara	00-01	.802
17	Brown, Liz	88-89	.802

BLOCKED SHOTS

	Name	Year	Blk
1	Pegram, Whitney	05-06	71
2	McIntyre, Vicky	10-11	66
3	Hughes, Sheila	86-87	65
4	Hood, Christian	04-05	52
4	Hughes, Sheila	87-88	52
6	Young, Toni	10-11	51
7	Skibbe, Trisha	02-03	40
8	Hood, Christian	05-06	38
8	Skibbe, Trisha	03-04	38
10	Fisher, Jodi	89-90	35
11	Hood, Christian	03-04	34
12	Robinson, Precious	09-10	33
13	Gomes, Eliz	03-04	32
13	Craig, Meghan	02-03	32
15	Tisdell, Linda	82-83	31
16	Byford, Megan	09-10	30
16	Hood, Christian	06-07	30
18	Cordero, Maria	07-08	29
18	Green, Danielle	06-07	29
20	Byford, Megan	08-09	28
20	Spears, Shyvon	08-09	28
20	Magness, Devon	97-98	28



SEASON RECORDS

REBOUNDS

	Name	Year	Rebs
1	Jordan, Clinette	88-89	362
2	Smith, Shaunte'	07-08	316
3	McGill, Lisa	91-92	313
4	Smith, Shaunte'	08-09	291
5	Young, Toni	10-11	282
6	McGill, Lisa	92-93	272
7	McGill, Lisa	90-91	271
8	Glosson, Jackie	83-84	267
9	Jordan, Clinette	86-87	263
10	Siess, Jamie	85-86	262
11	Green, Danielle	07-08	258
12	Cunningham, Tegan	09-10	255
13	Jordan, Clinette	85-86	253
13	Kite, Rhonda	79-80	253
13	Pehrson, Kelly	79-80	253
16	Robinson, Precious	09-10	252
17	Jordan, Clinette	87-88	250
17	Faulk, Kara	00-01	250
19	Glosson, Jackie	84-85	249
20	Kite, Rhonda	78-79	242

REBOUNDS PER GAME

	Name	Year	RPG
1	Jordan, Clinette	88-89	11.3
2	McGill, Lisa	91-92	11.2
3	Reese, Terre	75-76	10.2
4	Green, Carol	74-75	10.0
5	Cummings, Tari	99-00	9.4
5	Jordan, Clinette	86-87	9.4
7	Glosson, Jackie	83-84	9.2
8	Young, Toni	10-11	9.1
9	Smith, Shaunte'	07-08	9.0
9	Kite, Rhonda	78-79	9.0
11	Jordan, Clinette	87-88	8.9
11	Glosson, Jackie	84-85	8.9
13	Smith, Shaunte'	08-09	8.8
14	Siess, Jamie	85-86	8.7
15	McGill, Lisa	92-93	8.5
16	Aldridge, Rosie	81-82	8.4
17	McGill, Lisa	90-91	8.2
17	Jordan, Clinette	85-86	8.2
19	Faulk, Kara	00-01	8.1
20	Ridling, Donna	77-78	8.0
20	Skibbe, Trisha	02-03	8.0

ASSISTS

	Name	Year	Ast
1	Riley, Andrea	09-10	220
2	Brown, Liz	90-91	201
3	Riley, Andrea	08-09	193
4	Brown, Liz	89-90	188
5	Brown, Liz	88-89	187
6	Riley, Andrea	06-07	149
7	Riley, Andrea	07-08	145
8	Breeden, Paula	91-92	138
9	Siess, Jamie	86-87	137
10	York, Yogi	93-94	136
11	Bias, Tiffany	10-11	135
12	Siess, Jamie	85-86	134
13	Crow, Jennifer	99-00	130
14	Coffey, Stacy	93-94	121
15	Brown, Liz	87-88	119
16	Roberts, Renee	97-98	118
17	Cox, Althea	90-91	113
17	Hawkins, Chantoya	01-02	113
20	Hawkins, Chantoya	02-03	111
20	Allen, Edie	77-78	110

STEALS

	Name	Year	Stl
1	Coffey, Stacy	93-94	139
2	Coffey, Stacy	92-93	135
3	Riley, Andrea	07-08	104
4	Coffey, Stacy	94-95	97
5	Coffey, Stacy	95-96	87
6	York, Yogi	92-93	85
7	York, Yogi	93-94	82
8	Brown, Liz	90-91	75
9	Chronister, Rikki	95-96	69
10	Riley, Andrea	08-09	65
11	Cox, Althea	89-90	64
12	Bias, Tiffany	10-11	63
12	Hawkins, Chantoya	99-00	63
12	Brown, Liz	89-90	63
15	Stone, Nina	04-05	62
16	Green, Danielle	07-08	60
16	Riley, Andrea	06-07	60
16	Roberts, Renee	96-97	60
16	McGill, Lisa	92-93	60
16	Glosson, Jackie	84-85	60

SEASON RECORDS

MINUTES PLAYED

	Name	Year	Mins
1	Riley, Andrea	09-10	1,261
2	Cunningham, Tegan	09-10	1,239
3	Riley, Andrea	07-08	1,216
4	Brown, Liz	90-91	1,183
5	Crow, Jennifer	99-00	1,177
6	Smith, Shaunte'	08-09	1,166
7	Riley, Andrea	08-09	1,164
8	Brown, Liz	89-90	1,151
9	Siess, Jamie	85-86	1,129
10	Jordan, Clinette	88-89	1,107
11	Brown, Liz	88-89	1,104
12	Hawkins, Chantoya	99-00	1,099
13	Breeden, Paula	91-92	1,098
14	Green, Danielle	07-08	1,093
15	Hardeman, Taylor	07-08	1,078
16	Smith, Shaunte'	07-08	1,048
17	Hardeman, Taylor	08-09	1,034
18	Hawkins, Chantoya	01-02	1,033
19	McGill, Lisa	92-93	1,021
20	Riley, Andrea	06-07	1,020

DOUBLE-DOUBLES

	Name	Year	D-Ds
1	Jordan, Clinette	88-89	21
2	McGill, Lisa	91-92	17
3	Young, Toni	10-11	14
4	Jordan, Clinette	87-88	12
4	Jordan, Clinette	86-87	12
4	Siess, Jamie	85-86	12
7	Glosson, Jackie	84-85	11
8	Smith, Shaunte'	08-09	10
8	McGill, Lisa	92-93	10
10	Skibbe, Trisha	02-03	9
10	Glosson, Jackie	84-85	9
12	Skibbe, Trisha	03-04	8
12	Skibbe, Trisha	01-02	8
12	Faulk, Kara	00-01	8
12	McGill, Lisa	90-91	8
12	Jordan, Clinette	85-86	8
17	Cunningham, Tegan	09-10	7
17	Smith, Shaunte'	07-08	7
17	Seiss, Jamie	86-87	7
17	Schulz, Kathy	84-85	7
17	Schulz, Kathy	83-84	7

ALL-TIME COACHES

Dr. Jacy Showers (Kent State)

1972-73	8- 8	(.500)
1973-74	10- 9	(.550)
1974-75	15- 6	(.714)
1975-76	17- 7	(.708)
Totals	50-30	(.625)

Brenda Johnson (Langston)

1976-77	12-13	(.480)
Totals	12-13	(.480)

Judy Bugher (Wayland Baptist)

1977-78	17-14	(.548)
1978-79	17-10	(.630)
1979-80	19-13	(.594)
1980-81	14-15	(.483)
1981-82	18-13	(.581)
1982-83	4-23	(.148)
Totals	89-88	(.503)

Dick Halterman (Northeast Missouri St.)

1983-84	18- 11	(.621)
1984-85	17- 11	(.607)
1985-86	13- 18	(.419)
1986-87	16- 12	(.571)
1987-88	17- 11	(.607)
1988-89	20- 12	(.625)
1989-90	20- 11	(.645)
1990-91	27- 6	(.818)

1991-92	11- 17	(.393)
1992-93	23- 9	(.719)
1993-94	20- 9	(.690)
1994-95	17- 12	(.607)
1995-96	20- 10	(.669)
1996-97	15- 12	(.556)
1997-98	20- 11	(.645)
1998-99	13- 15	(.464)
1999-2000	14- 16	(.467)
2000-2001	16- 15	(.516)
2001-2002	16- 15	(.516)
Totals	333-233	(.588)

Julie Goodenough (Texas-Arlington)

2002-2003	8-21	(.276)
2003-2004	8-20	(.286)
2004-2005	7-20	(.259)
Totals	23-61	(.274)

Kurt Budke (Washburn)


2005-2006	6-22	(.214)
2006-2007	20-11	(.635)
2007-2008	27-8	(.771)
2008-09	17-16	(.515)
2009-10	24-11	(.686)
2010-11	17-15	(.531)
Totals	111-83	(.572)
All-Time Record	618-508	(.549)





Coaching Staffs

Year	Head Coach	Assistant Coach(es)
1972-73	Dr. Jacy Showers	
1973-74	Dr. Jacy Showers	
1974-75	Dr. Jacy Showers	
1975-76	Dr. Jacy Showers	
1976-77	Brenda Johnson	
1977-78	Judy Bugher	Sue Seago
1978-79	Judy Bugher	Patti Carr, Chet Bryan*
1979-80	Judy Bugher	Chet Bryan, Suzanne Alt (GA)
1980-81	Judy Bugher	Greg Krause
1981-82	Judy Bugher	Greg Krause Linda Hughes (GA)
1982-83	Judy Bugher	Valerie Goodwin, Brenda Brown (GA)
1983-84	Dick Halterman	Jack Easley
1984-85	Dick Halterman	Jack Easley
1985-86	Dick Halterman	Jack Easley
1986-87	Dick Halterman	Jack Easley
1987-88	Dick Halterman	Jack Easley
1988-89	Dick Halterman	Jack Easley
1989-90	Dick Halterman	Jack Easley Clinette Jordan (GA)
1990-91	Dick Halterman	Jack Easley Clinette Jordan (GA)
1991-92	Dick Halterman	Jack Easley Shelly Blessing (GA)
1992-93	Dick Halterman	Jack Easley, Rae Rippetoe-Blair, Shelly Blessing (RE)
1993-94	Dick Halterman	Jack Easley, Rae Rippetoe-Blair, Jennifer Hepner (RE)
1994-95	Dick Halterman	Jack Easley, Rae Rippetoe-Blair, Jennifer Hepner (RE)
1995-96	Dick Halterman	Jack Easley, Rae Rippetoe-Blair, Jennifer Hepner-Emmert (RE)
1996-97	Dick Halterman	Jack Easley, Rae Rippetoe-Blair, Jennifer Emmert (RE)
1997-98	Dick Halterman	Jack Easley, Rae Rippetoe-Blair, Jennifer Emmert
1998-99	Dick Halterman	Jack Easley, Rae Rippetoe-Blair, Paula Breeden-Ross
1999-2000	Dick Halterman	Jack Easley, Rae-Rippetoe-Blair, Paula Ross
2000-01	Dick Halterman	Jack Easley, Carlene Mitchell, Tanya Ray
2001-02	Dick Halterman	Jack Easley, Amy Gusso, Tanya Ray
2002-03	Julie Goodenough	Rob Edmisson, Amy Gusso, Lance Hughey, Phylesha Whaley (DBO)
2003-04	Julie Goodenough	Rob Edmisson, Amy Gusso-Williams, Lance Hughey, Beth Ulrickson (DBO)
2004-05	Julie Goodenough	Rob Edmisson, Amy Williams, Lance Hughey, Beth Ulrickson (DBO)
2005-06	Kurt Budke	Kenya Larkin, Jim Littell Miranda Serma, Becky Mendez (DBO)
2006-07	Kurt Budke	Kenya Larkin, Jim Littell Miranda Serma, Bruce Erickson (DPD)
2007-08	Kurt Budke	Kenya Larkin, Jim Littell Miranda Serma, Bruce Erickson (DPD)
2008-09	Kurt Budke	Richie Henderson, Jim Littell Miranda Serma, Bruce Erickson (DPD)
2009-10	Kurt Budke	Richie Henderson, Jim Littell Miranda Serma, Bill Annan (DPD)
2010-11	Kurt Budke	Richie Henderson, Jim Littell Miranda Serma, Bill Annan (DPD)



* Bryan assumed assistant coaching responsibilities after Carr left midway through the season
 (GA) - Graduate Assistant, (RE) - Restricted Earnings, (DBO) - Director of Operations,
 (DPD) - Director of Player Development



YEAR-BY-YEAR RESULTS

1973-74 (10-9)

W	62-27	COWLEY COUNTY CC
W	56-17	CENTRAL STATE
L	46-55	ST. GREGORY'S
W	47-18	at Cowley County CC
L	44-57	NORTHERN (OKLA.) COLLEGE
L	53-63	at Phillips
L	42-62	PHILLIPS
W	83-64	NORTHWESTERN (OKLA.)
L	46-58	at St. Gregory's
W	66-46	BETHANY NAZARENE
W	71-58	at Southwestern (Okla.)
L	34-43	at East Central
L	49-53	at Northern (Okla.) College
W	51-42	vs. Northwestern (Okla.)@
W	56-54	vs. Northern (Okla.) College@
W	68-51	vs. Lamar#
L	48-74	vs. Stephen F. Austin#
W	68-59	vs. Southwest Texas State#
L	64-70	vs. Baylor#

@—State AIAW Tournament

#—Regional AIAW Tournament

1975-76 (17-7)

Nov. 20, 1975	L	47-60	at Northern (Okla.) College [^]
Nov. 20, 1975	W	66-48	vs. Claremore JC [^]
Nov. 28, 1975	L	66-74	vs. Wayland Baptist&
Nov. 29, 1975	W	100-47	vs. Fort Hays State&
Dec. 4, 1975	W	67-47	NORTHERN (OKLA.) COLLEGE
Dec. 10, 1975	W	76-36	OKLAHOMA
Jan. 16, 1976	W	71-70	at Kansas!
Jan. 17, 1976	L	68-79	vs. Kansas State!
Jan. 20, 1976	W	76-27	COWLEY COUNTY CC
Jan. 23, 1976	W	84-66	at Northwestern (Okla.)
Jan. 27, 1976	W	95-42	TULSA
Jan. 30, 1976	W	59-48	CENTRAL STATE
Feb. 3, 1976	W	65-64	PHILLIPS
Feb. 6, 1976	W	53-47	at Oklahoma
Feb. 7, 1976	W	93-48	FORT HAYS STATE
Feb. 12, 1976	L	58-62	vs. Nebraska\$
Feb. 13, 1976	W	67-62	vs. Missouri\$
Feb. 17, 1976	W	68-62	at Central State
Feb. 23, 1976	W	71-60	NORTHWESTERN (OKLA.)
Feb. 27, 1976	W	68-31	vs. Oklahoma@
Feb. 28, 1976	W	73-59	vs. Southeastern (Okla.)@
Feb. 28, 1976	L	71-72	at Central State@
Mar. 8, 1976	L	61-86	at Louisiana State#
Mar. 9, 1976	L	60-85	at Southern#

[^]—Northern (Okla.) Tournament, Tonkawa, Okla.

&—Phillips Tournament, Enid, Okla.

!—Kansas Tournament, Lawrence, Kan.

\$—Big Eight Tournament, Manhattan, Kan.

@—State AIAW Tournament, Edmond, Okla.

#—Regional AIAW Tournament, Baton Rouge, La.

1974-75 (15-6)

Nov. 22, 1974	L	67-69	at Phillips [^]
Nov. 22, 1974	W	71-59	vs. Fort Hays State [^]
Nov. 23, 1974	W	79-39	vs. Wichita State [^]
Dec. 5, 1974	W	83-27	at Science & Arts of Okla.
Dec. 10, 1974	W	69-37	ST. GREGORY'S
Jan. 21, 1975	W	79-57	CENTRAL STATE
Jan. 23, 1975	W	70-41	at Oklahoma
Jan. 31, 1975	L	72-74	NORTHWESTERN (OKLA.)
Feb. 6, 1975	L	61-68	NORTHERN (OKLA.) COLLEGE
Feb. 8, 1975	W	89-61	vs. Southwestern (Okla.)%
Feb. 8, 1975	W	71-36	vs. Oklahoma Christian%
Feb. 9, 1975	W	79-65	vs. Northwestern State (La.)%
Feb. 11, 1975	W	55-48	at St. Gregory's
Feb. 19, 1975	W	93-42	OKLAHOMA
Feb. 21, 1975	L	67-76	at Phillips
Feb. 25, 1975	W	77-61	at East Central
Feb. 28, 1975	W	80-58	NORTHEASTERN (OKLA.)@
Mar. 1, 1975	W	62-57	NORTHWESTERN (OKLA.)@
Mar. 7, 1975	W	69-57	vs. Texas A&M#
Mar. 8, 1975	L	57-103	vs. Wayland Baptist#
Mar. 8, 1975	L	71-82	vs. Baylor#

[^]—Thanksgiving Tournament, Enid, Okla.

%—Central State Tournament, Edmond, Okla.

@—State AIAW Tournament, Stillwater, Okla.

#—Regional AIAW Tournament, Temple, Texas

1976-77 (12-13)

Nov. 15, 1976	L	52-66	at Northern (Okla.) College [^]
Nov. 16, 1976	W	67-66	vs. Langston [^]
Nov. 30, 1976	L	48-59	SEMINOLE JC
Dec. 3, 1976	L	61-78	at Wichita State
Dec. 8, 1976	L	65-109	at Phillips
Dec. 11, 1976	W	77-68	at Oral Roberts
Jan. 20, 1977	L	57-76	vs. Nebraska\$
Jan. 21, 1977	L	75-85	at Colorado\$
Jan. 22, 1977	W	73-65	vs. Oklahoma\$
Jan. 25, 1977	W	52-44	OKLAHOMA
Jan. 28, 1977	W	58-39	WICHITA STATE
Feb. 4, 1977	L	64-66	at Northwestern (Okla.)
Feb. 9, 1977	W	70-50	at Oklahoma
Feb. 10, 1977	W	54-48	CENTRAL STATE
Feb. 14, 1977	L	75-97	at Seminole JC
Feb. 18, 1977	L	60-86	PHILLIPS
Feb. 22, 1977	L	68-83	NORTHWESTERN (OKLA.)
Feb. 25, 1977	L	58-63	at Central State
Mar. 1, 1977	W	59-56	at Southwestern (Okla.)
Mar. 3, 1977	W	52-50	BIOLA
Mar. 4, 1977	W	45-41	OKLAHOMA@
Mar. 5, 1977	W	59-51	NORTHEASTERN (OKLA.)@
Mar. 5, 1977	W	64-47	EAST CENTRAL@
Mar. 9, 1977	L	72-85	vs. Louisiana Tech#
Mar. 10, 1977	L	77-80	vs. Texas (NR/18)#

[^]—Northern (Okla.) Tournament, Tonkawa, Okla.

\$—Big Eight Tournament, Boulder, Colo.

@—State AIAW Tournament, Stillwater, Okla.

#—Regional AIAW Tournament, Monroe, La.



YEAR-BY-YEAR RESULTS

1977-78 (17-14)

Nov. 16, 1977	L	54-69	at Northern (Okla.) College [†]
Nov. 17, 1977	W	80-79 ot	vs. Northwestern (Okla.) [†]
Nov. 22, 1977	L	58-63	NORTHWESTERN (OKLA.)
Nov. 30, 1977	W	85-77	TULSA
Dec. 6, 1977	L	74-80	at Oklahoma
Dec. 10, 1977	L	51-57	at Oral Roberts
Dec. 14, 1977	L	53-63	SEMINOLE JC
Dec. 16, 1977	W	61-48	SOUTHWESTERN (OKLA.)
Dec. 18, 1977	W	103-63	COWLEY COUNTY CC
Jan. 3, 1978	W	88-57	TEXAS A&M
Jan. 5, 1978	L	69-95	KANSAS STATES
Jan. 6, 1978	L	60-70	IOWA STATES
Jan. 7, 1978	W	75-69	COLORADO\$
Jan. 9, 1978	W	56-53	ARKANSAS
Jan. 11, 1978	L	65-69	SW MISSOURI STATE
Jan. 13, 1978	W	79-36	SOUTHERN COLORADO
Jan. 20, 1978	W	80-49	OKLAHOMA CHRISTIAN
Jan. 23, 1978	L	53-61	at Seminole JC
Jan. 25, 1978	W	68-42	at Central State
Jan. 27, 1978	W	78-57	vs. East Texas?
Jan. 28, 1978	L	73-79	at Midwestern State?
Jan. 30, 1978	L	60-73	ORAL ROBERTS
Feb. 3, 1978	L	50-64 ot	at Oklahoma Christian
Feb. 8, 1978	W	74-60	OKLAHOMA
Feb. 11, 1978	W	61-50	at Science & Arts of Okla.
Feb. 14, 1978	W	47-45	LANGSTON
Feb. 18, 1978	L	47-55	at Arkansas
Feb. 21, 1978	W	66-39	CENTRAL STATE
Feb. 24, 1978	L	52-63	vs. Central State@
Feb. 24, 1978	W	112-56	vs. Tulsa@
Feb. 25, 1978	W	60-55	vs. East Central@

[†]—Northern (Okla.) Tournament, Tonkawa, Okla.

\$—Big Eight Tournament, Lawrence, Kan.

?—Midwestern Invitational, Wichita Falls, Texas.

@—State AIAW Tournament, Tahlequah, Okla.

1978-79 (17-10)

Nov. 6, 1978	L	66-71	NORTHERN (OKLA.) COLLEGE
Nov. 11, 1978	W	80-56	WEST TEXAS
Nov. 15, 1978	W	75-69	vs. Northwestern (Okla.) [†]
Nov. 16, 1978	L	64-68	at Northern (Okla.) College [†]
Nov. 20, 1978	W	79-72	at Phillips
Nov. 29, 1978	W	77-62	at Oklahoma
Dec. 1, 1978	W	80-44	at Tulsa
Dec. 5, 1978	W	60-50	ARKANSAS
Dec. 9, 1978	W	67-40	at SW Missouri State
Dec. 12, 1978	L	58-64	at Oral Roberts
Jan. 12, 1979	L	48-60	NEBRASKA
Jan. 15, 1979	W	70-66	at Seminole JC
Jan. 18, 1979	L	64-86	vs. Kansas State\$
Jan. 19, 1979	W	54-41	vs. Iowa State\$
Jan. 20, 1979	W	64-49	vs. Colorado\$
Jan. 24, 1979	L	57-58	NORTHWESTERN (OKLA.)
Feb. 1, 1979	W	91-75	SEMINOLE JC
Feb. 3, 1979	W	83-68	SW MISSOURI STATE
Feb. 5, 1979	W	67-49	at Southwestern (Okla.)
Feb. 7, 1979	W	62-48	OKLAHOMA
Feb. 12, 1979	W	62-56	NORTH TEXAS STATE
Feb. 14, 1979	L	54-71	ORAL ROBERTS
Feb. 17, 1979	L	54-67	at Northwestern (Okla.)
Feb. 22, 1979	W	68-54	vs. Tulsa@
Feb. 23, 1979	L	48-53	vs. Oklahoma@
Feb. 24, 1979	W	77-71	vs. Northeastern (Okla.)@
Mar. 8, 1979	L	63-76	vs. Texas (NR/3)#

[†]—Northern (Okla.) Tournament, Tonkawa, Okla.

\$—Big Eight Tournament, Lincoln, Neb.

@—State AIAW Tournament, Weatherford, Okla.

#—Regional AIAW Tournament, Tulsa, Okla.

1979-80 (19-13)

Nov. 12, 1979	W	71-51	MARYMOUNT COLLEGE
Nov. 16, 1979	L	54-63	at Texas Woman's
Nov. 20, 1979	L	66-68	at Northwestern (Okla.)
Nov. 26, 1979	W	87-65	PHILLIPS
Dec. 1, 1979	W	62-59	at North Texas State
Dec. 5, 1979	L	61-69	OKLAHOMA CITY
Dec. 7, 1979	L	41-54	at Oklahoma
Dec. 11, 1979	L	77-79	ORAL ROBERTS
Dec. 14, 1979	W	89-64	SW MISSOURI STATE
Dec. 18, 1979	W	89-58	WICHITA STATE
Dec. 29, 1979	L	60-71	at Wichita State
Jan. 3, 1980	L	67-81	vs. Cal-Berkeley+
Jan. 4, 1980	W	89-79	vs. Portland State+
Jan. 5, 1980	W	62-51	at Cal State-Chico+
Jan. 8, 1980	W	65-64	TEXAS-ARLINGTON
Jan. 12, 1980	W	78-64	TEXAS WOMAN'S
Jan. 17, 1980	L	55-56	vs. Kansas\$
Jan. 18, 1980	W	69-64	vs. Nebraska\$
Jan. 19, 1980	W	60-54	vs. Oklahoma\$
Jan. 22, 1980	W	59-53	at Arkansas
Jan. 25, 1980	W	66-58	TEXAS TECH
Jan. 27, 1980	W	61-54	at Phillips
Feb. 1, 1980	W	57-49	vs. Marymount College
Feb. 2, 1980	L	70-74	at Nebraska
Feb. 6, 1980	L	45-52	OKLAHOMA
Feb. 8, 1980	L	64-83	vs. Northwestern (La.) State-
Feb. 8, 1980	W	56-53	vs. Nicholls State-
Feb. 9, 1980	W	55-44	vs. Rice-
Feb. 13, 1980	W	83-71	NORTHWESTERN (OKLA.)
Feb. 16, 1980	L	75-90	at Oral Roberts
Feb. 21, 1980	L	62-65	vs. Oklahoma@
Feb. 22, 1980	W	74-56	vs. Oklahoma City@

+—Cal State-Chico Tournament, Chico, Calif.

\$—Big Eight Tournament, Columbia, Mo

-—Houston Women's Classic, Houston, Texas

@—State AIAW Tournament, Norman, Okla.

1980-81 (14-15)

Nov. 15, 1980	W	74-69	MARYMOUNT COLLEGE
Nov. 18, 1980	W	69-58	NORTH TEXAS STATE
Nov. 20, 1980	W	81-73	TULSA
Nov. 22, 1980	L	45-81	at Stephen F. Austin (NR/5)
Nov. 28, 1980	L	60-81	at Minnesota?
Nov. 29, 1980	W	70-52	vs. Fordham?
Dec. 2, 1980	W	82-79	ORAL ROBERTS
Dec. 4, 1980	W	57-56	vs. Texas-Arlington%
Dec. 5, 1980	W	84-78	at New Mexico State%
Dec. 6, 1980	L	55-76	vs. Wichita State%
Dec. 10, 1980	L	79-89	at Oklahoma
Dec. 13, 1980	W	85-72	EMPORIA STATE
Jan. 2, 1981	L	62-76	NEBRASKA
Jan. 3, 1981	L	63-71	at Oklahoma City
Jan. 6, 1981	W	78-66	at Texas-Arlington
Jan. 9, 1981	W	85-77	at Texas Tech
Jan. 10, 1981	L	62-86	at Wayland Baptist
Jan. 14, 1981	L	61-75	vs. Oklahoma\$
Jan. 15, 1981	L	49-80	vs. Colorado\$
Jan. 16, 1981	L	84-87	vs. Nebraska\$
Jan. 24, 1981	L	72-78	WAYLAND BAPTIST
Jan. 27, 1981	*	Forfeit	KANSAS NEWMAN
Jan. 31, 1981	L	68-76	OKLAHOMA
Feb. 7, 1981	L	64-73	at Oral Roberts
Feb. 9, 1981	W	95-76	at Tulsa
Feb. 12, 1981	W	79-72	OKLAHOMA CITY
Feb. 18, 1981	W	79-71	SOUTHEASTERN (OKLA.)
Feb. 24, 1981	W	69-68	ARKANSAS
Feb. 26, 1981	L	54-69	vs. Oral Roberts@
Feb. 27, 1981	L	81-89	vs. Oklahoma City@

?—Minnesota Thanksgiving Classic, Minneapolis, Minn.

%—Road Runner Classic, Las Cruces, N.M.

\$—Big Eight Tournament, Lawrence, Kan.

@—State AIAW Tournament, Oklahoma City, Okla.



YEAR-BY-YEAR RESULTS

1981-82 (18-13)

Nov. 18, 1981	W	84-70	at Oklahoma City
Nov. 24, 1981	W	80-78	at Northwestern (Okla.)
Nov. 27, 1981	W	68-56	TEXAS-ARLINGTON
Nov. 28, 1981	W	84-68	at Tulsa
Dec. 3, 1981	W	75-61	vs. Arizona%
Dec. 4, 1981	L	51-61	vs. Texas Tech%
Dec. 5, 1981	W	71-59	at New Mexico State%
Dec. 8, 1981	W	89-65	TULSA
Dec. 11, 1981	L	66-77	STEPHEN F. AUSTIN (NR/15)
Dec. 12, 1981	W	72-56	TEXAS A&M
Dec. 18, 1981	W	98-62	OKLAHOMA BAPTIST
Jan. 3, 1982	W	78-48	vs. Alaska-Anchorage+
Jan. 4, 1982	W	99-63	vs. Boise State+
Jan. 5, 1982	W	100-64	at Cal State-Chico+
Jan. 8, 1982	W	83-67	TEXAS TECH
Jan. 14, 1982	L	57-90	vs. Nebraska\$
Jan. 15, 1982	L	58-91	vs. Missouri\$
Jan. 16, 1982	L	62-88	vs. Kansas\$
Jan. 20, 1982	L	68-78	OKLAHOMA
Jan. 23, 1982	L	63-71	KANSAS STATE
Jan. 27, 1982	W	63-62	ORAL ROBERTS
Jan. 30, 1982	L	68-75	at Southeastern (Okla.)
Feb. 3, 1982	L	67-71	at Oklahoma
Feb. 6, 1982	L	79-81	at Oral Roberts
Feb. 10, 1982	L	79-92	at Nebraska
Feb. 16, 1982	L	70-79	at Arkansas
Feb. 18, 1982	W	68-66	ot OKLAHOMA CITY
Feb. 23, 1982	W	88-79	WICHITA STATE
Feb. 25, 1982	W	79-75	vs. Oral Roberts@
Feb. 27, 1982	W	53-52	vs. Oklahoma@
Mar. 11, 1982	L	73-80	vs. Wayland Baptist#

%—Road Runner Classic, Las Cruces, N.M.

+—Cal State-Chico Tournament, Chico, Calif.

\$—Big Eight Tournament, Manhattan, Kan.

@—State AIAW Tournament, Oklahoma City, Okla.

#—Regional AIAW Tournament, Lubbock, Texas

1983-84 (18-11)

Nov. 19, 1983	L	79-95	at Stephen F. Austin
Nov. 24, 1983	L	81-99	vs. Clemson^
Nov. 25, 1983	W	66-48	vs. Grambling^
Nov. 26, 1983	W	75-70	vs. Texas Tech^
Nov. 29, 1983	W	81-72	at DePaul
Dec. 3, 1983	L	66-71	at Arkansas
Dec. 5, 1983	W	72-69	at Oral Roberts
Dec. 7, 1983	W	63-57	at Oklahoma City
Dec. 17, 1983	W	90-62	TULSA
Jan. 2, 1984	W	71-69	WAYLAND BAPTIST
Jan. 6, 1984	W	71-54	vs. Western Illinois&
Jan. 7, 1984	L	58-64	at UMKC&
Jan. 14, 1984	W	94-53	PHILLIPS
Jan. 18, 1984	L	71-76	KANSAS STATE (NR/9)
Jan. 21, 1984	W	72-63	COLORADO
Jan. 24, 1984	L	72-75	at Oklahoma
Jan. 27, 1984	W	80-78	MISSOURI (NR/10)
Feb. 1, 1984	L	73-85	at Nebraska
Feb. 4, 1984	W	72-56	at Iowa State
Feb. 8, 1984	L	51-72	KANSAS
Feb. 11, 1984	W	77-76	at Colorado
Feb. 14, 1984	W	79-71	OKLAHOMA
Feb. 18, 1984	L	62-86	at Kansas State (NR/12)
Feb. 22, 1984	W	87-78	NEBRASKA
Feb. 26, 1984	L	65-82	at Missouri (NR/7)
Feb. 28, 1984	W	75-71	IOWA STATE
Mar. 3, 1984	W	67-66	at Kansas
Mar. 6, 1984	W	84-82	NEBRASKAS\$
Mar. 9, 1984	L	69-94	vs. Missouri (NR/9)\$

^—Queens Classic, Plainview, Texas

&—UMKC Tournament, Kansas City, Mo.

\$—Big Eight Tournament, Stillwater, Okla. and Kansas City, Mo.

1982-83 (4-23)

Nov. 26, 1982	L	54-60	SAM HOUSTON STATE^
Nov. 27, 1982	W	69-55	RICE^
Dec. 7, 1982	L	62-67	at Tulsa
Dec. 9, 1982	L	57-59	OKLAHOMA CITY
Dec. 17, 1982	L	64-66	at Missouri (NR/12)
Dec. 19, 1982	L	96-99 2ot	IOWA STATE
Jan. 2, 1983	L	56-62	vs. Fairleigh Dickinson-
Jan. 3, 1983	L	52-72	vs. Florida State-
Jan. 4, 1983	L	58-62	ot vs. Nebraska-Omaha-
Jan. 8, 1983	W	80-70	at Iowa State
Jan. 11, 1983	L	74-93	ORAL ROBERTS
Jan. 16, 1983	W	76-69	UMKC
Jan. 22, 1983	L	62-75	KANSAS
Jan. 27, 1983	L	64-77	at Oklahoma
Jan. 28, 1983	L	55-73	COLORADO
Feb. 1, 1983	L	62-66	at Wichita State
Feb. 5, 1983	L	56-76	at Colorado
Feb. 8, 1983	W	88-63	WEST TEXAS STATE
Feb. 11, 1983	L	59-84	at Kansas State (NR/9)
Feb. 12, 1983	L	48-62	at Kansas
Feb. 16, 1983	L	82-83	ot OKLAHOMA
Feb. 19, 1983	L	87-101	NEBRASKA
Feb. 21, 1983	L	66-74	at Oral Roberts (NR/20)
Feb. 26, 1983	L	53-76	KANSAS STATE (NR/13)
Mar. 2, 1983	L	61-80	MISSOURI (NR/17)
Mar. 5, 1983	L	75-96	at Nebraska
Mar. 10, 1983	L	64-102	vs. Kansas State (NR/14)\$

^—OSU Thanksgiving Classic, Stillwater, Okla.

—Dial Invitational, Miami, Fla.

\$—Big Eight Tournament, Norman, Okla.

1984-85 (17-11)

Nov. 17, 1984	W	84-64	at Texas-El Paso
Nov. 22, 1984	W	91-43	TULSA^
Nov. 23, 1984	W	66-51	TEXAS CHRISTIAN^
Nov. 24, 1984	L	52-68	CREIGHTON^
Nov. 28, 1984	W	85-56	STEPHEN F. AUSTIN
Dec. 1, 1984	W	89-73	ARKANSAS
Dec. 7, 1984	W	74-71	OKLAHOMA CITY
Dec. 11, 1984	L	64-73	at Louisiana Tech (NR/7)
Dec. 15, 1984	W	74-51	WICHITA STATE
Jan. 1, 1985	W	76-47	TEXAS-EL PASO
Jan. 5, 1985	L	62-64	at Cal State-Fullerton
Jan. 8, 1985	L	57-76	at UCLA
Jan. 11, 1985	L	58-74	at UNLV
Jan. 16, 1985	W	76-71	COLORADO
Jan. 19, 1985	W	94-80	NEBRASKA
Jan. 22, 1985	W	67-65	at Kansas State
Jan. 26, 1985	W	80-74	IOWA STATE
Jan. 30, 1985	L	75-79	ot at Missouri
Feb. 3, 1985	W	85-76	OKLAHOMA
Feb. 6, 1985	L	71-72	at Kansas
Feb. 9, 1985	W	66-64	at Nebraska
Feb. 12, 1985	W	75-47	KANSAS STATE
Feb. 16, 1985	W	84-74	at Colorado
Feb. 20, 1985	L	65-68	MISSOURI
Feb. 23, 1985	W	77-76	at Iowa State
Feb. 27, 1985	L	62-91	at Oklahoma
Mar. 2, 1985	L	60-72	KANSAS
Mar. 5, 1985	L	62-86	KANSAS STATES\$

^—OSU Thanksgiving Classic, Stillwater, Okla.

\$—Big Eight Tournament, Stillwater, Okla.

YEAR-BY-YEAR RESULTS

1985-86 (13-18)

Nov. 23, 1985	W	74-29	CENTRAL METHODIST
Nov. 25, 1985	L	68-76	LOUISIANA TECH (NR/4)
Nov. 28, 1985	W	77-54	LAMAR=
Nov. 29, 1985	W	69-59	STEPHEN F. AUSTIN=
Nov. 30, 1985	L	74-85 ot	CREIGHTON=
Dec. 2, 1985	W	62-39	TULSA
Dec. 6, 1985	W	75-64	vs. Southern Methodist~
Dec. 7, 1985	L	63-68	at Stephen F. Austin~
Dec. 9, 1985	L	51-90	at Arkansas
Dec. 14, 1985	W	69-49	at Tulsa
Dec. 20, 1985	W	67-65	TEXAS TECH
Jan. 3, 1986	L	88-92	vs. US International%
Jan. 4, 1986	W	58-54	vs. New Mexico%
Jan. 5, 1986	W	66-65	at Hawaii%
Jan. 11, 1986	W	77-61	ROCKHURST
Jan. 14, 1986	L	65-81	at Missouri
Jan. 18, 1986	L	62-79	at Kansas
Jan. 22, 1986	L	70-75	NEBRASKA
Jan. 25, 1986	W	76-69	at Colorado
Jan. 29, 1986	W	60-58	KANSAS STATE
Feb. 1, 1986	L	49-62	IOWA STATE
Feb. 5, 1986	L	68-108	at Oklahoma (NR/16)
Feb. 8, 1986	L	51-68	KANSAS
Feb. 10, 1986	W	90-83	ORAL ROBERTS
Feb. 11, 1986	L	48-66	at Nebraska
Feb. 15, 1986	L	64-75	MISSOURI
Feb. 18, 1986	L	65-83	at Kansas State
Feb. 22, 1986	L	62-68	COLORADO
Feb. 26, 1986	L	64-70	at Iowa State
Mar. 2, 1986	L	67-86	OKLAHOMA (NR/17)
Mar. 4, 1986	L	50-85	at Oklahoma (NR/17)\$

=—Jimco Cowgirl Classic, Stillwater, Okla.

~—Dial Invitational, Nacogdoches, Texas

%—Rainbow Wahine Classic, Honolulu, Hawaii

\$—Big Eight Tournament, Norman, Okla.

1987-88 (17-11)

Nov. 28, 1987	W	91-46	TEXAS-SAN ANTONIO*
Nov. 29, 1987	W	68-53	TEXAS TECH*
Dec. 1, 1987	W	94-68	at Arkansas-Little Rock
Dec. 4, 1987	L	93-98 2ot	vs. Grambling~
Dec. 5, 1987	W	76-74	vs. Alcorn State~
Dec. 11, 1987	W	86-74	vs. Kent State#
Dec. 12, 1987	W	81-76	at Pepperdine#
Dec. 19, 1987	W	88-74	ORAL ROBERTS
Dec. 27, 1987	W	85-58	vs. Morgan State+
Dec. 28, 1987	W	75-52	vs. Bucknell+
Dec. 29, 1987	L	63-69	at LaSalle+
Jan. 12, 1988	W	87-64	KANSAS STATE
Jan. 13, 1988	W	96-66	NORTH TEXAS STATE
Jan. 16, 1988	W	75-63	COLORADO
Jan. 20, 1988	W	68-57	IOWA STATE
Jan. 23, 1988	L	81-83	at Oklahoma
Jan. 25, 1988	L	62-85	LOUISIANA TECH (NR/2)
Jan. 27, 1988	L	70-72 ot	at Kansas
Jan. 30, 1988	W	78-71	MISSOURI
Feb. 3, 1988	L	61-67	at Nebraska
Feb. 6, 1988	L	65-75	at Iowa State
Feb. 10, 1988	W	90-73	KANSAS
Feb. 13, 1988	L	64-78	at Colorado
Feb. 16, 1988	L	78-79	OKLAHOMA
Feb. 21, 1988	L	73-86	at Missouri
Feb. 24, 1988	W	96-80	NEBRASKA
Feb. 27, 1988	W	73-54	at Kansas State
Mar. 5, 1988	L	68-79	vs. Colorado\$

^—Cowgirl Classic, Stillwater, Okla. (Stillwater HS)

~—Ladyjack Dial Classic, Nacogdoches, Texas

#—Pepperdine Tournament, Malibu, Calif.

\$—Big Eight Tournament, Salina, Kan.

+—LaSalle Tournament, Philadelphia, Pa.

1986-87 (16-12)

Nov. 28, 1986	W	66-62	SAM HOUSTON STATE*
Nov. 29, 1986	W	78-71	STEPHEN F. AUSTIN*
Dec. 4, 1986	L	74-80	at Texas Tech
Dec. 5, 1986	L	83-92	vs. Southern Calif. (NR/6)?
Dec. 6, 1986	W	66-63	vs. Eastern Washington?
Dec. 8, 1986	W	68-66	ARKANSAS
Dec. 10, 1986	L	56-74	at Louisiana Tech (NR/2)
Dec. 13, 1986	W	85-36	at Tulsa
Dec. 20, 1986	L	72-82 ot	at Oral Roberts
Jan. 2, 1987	W	95-67	vs. Fordham!
Jan. 3, 1987	W	84-64	vs. Appalachian State!
Jan. 4, 1987	W	84-78	vs. Marshall!
Jan. 8, 1987	W	65-47	COLORADO STATE
Jan. 10, 1987	W	83-81	at Colorado
Jan. 14, 1987	L	61-81	at Missouri
Jan. 17, 1987	L	61-67	KANSAS
Jan. 21, 1987	W	84-68	at Oklahoma
Jan. 24, 1987	W	61-59	at Iowa State
Jan. 27, 1987	W	75-67	KANSAS STATE
Jan. 31, 1987	L	61-75	at Nebraska
Feb. 4, 1987	W	81-78	COLORADO
Feb. 7, 1987	W	81-68	at Kansas
Feb. 10, 1987	L	70-75	OKLAHOMA
Feb. 14, 1987	L	68-75	MISSOURI
Feb. 17, 1987	L	62-74	at Kansas State
Feb. 21, 1987	L	70-82	IOWA STATE
Feb. 24, 1987	W	97-74	NEBRASKA
Mar. 1, 1987	L	69-83	vs. Nebraska\$

*—Cowgirl Classic, Stillwater, Okla.

?—Lady Ute Classic, Salt Lake City, Utah

!—Holiday Classic, Orlando, Fla.

\$—Big Eight Tournament, Salina, Kan.

1988-89 (20-12)

Nov. 25, 1988	W	82-55	UMKC=
Nov. 26, 1988	L	84-85 ot	STEPHEN F. AUSTIN=
Nov. 30, 1988	W	88-64	at Texas-Arlington
Dec. 2, 1988	L	80-82	vs. Holy Cross-
Dec. 3, 1988	W	86-64	vs. Louisville-
Dec. 8, 1988	W	77-59	at North Texas
Dec. 10, 1988	L	66-78	at Texas Tech
Dec. 28, 1988	W	76-70	vs. Georgia (NR/4)?
Dec. 29, 1988	L	78-84	at UNLV?
Jan. 2, 1989	W	86-76	at Creighton
Jan. 5, 1989	W	85-67	ORAL ROBERTS+
Jan. 6, 1989	W	76-68	NORTH TEXAS+
Jan. 11, 1989	L	68-78	at Kansas State
Jan. 14, 1989	L	66-67	at Nebraska
Jan. 17, 1989	W	71-64	OKLAHOMA
Jan. 22, 1989	W	97-74	MISSOURI
Jan. 23, 1989	W	100-70	at Oral Roberts
Jan. 25, 1989	W	71-57	at Kansas
Jan. 28, 1989	L	59-63 ot	at Iowa State
Feb. 1, 1989	L	58-85	at Colorado (NR/16)
Feb. 4, 1989	W	87-68	at Oklahoma
Feb. 8, 1989	W	64-58	KANSAS
Feb. 11, 1989	L	59-76	COLORADO (NR/15)
Feb. 15, 1989	W	98-67	NEBRASKA
Feb. 18, 1989	L	86-88 ot	IOWA STATE
Feb. 22, 1989	W	88-74	at Missouri
Feb. 26, 1989	W	81-71	KANSAS STATE
Mar. 4, 1989	W	62-59	vs. Kansas\$
Mar. 5, 1989	W	65-52	vs. Kansas State\$
Mar. 6, 1989	L	92-98 2ot	vs. Colorado (NR/9)\$
Mar. 15, 1989	W	93-69	MIAMI, FL.*
Mar. 19, 1989	L	78-103	at Louisiana Tech (NR/3)*

=—Jimco Cowgirl Classic, Stillwater, Okla.

~—Dial Classic, Ruston, La.

?—Spuds McKenzie Tournament, Las Vegas, Nev.

+—Cowgirl Invitational, Stillwater, Okla.

\$—Big Eight Tournament, Salina, Kan.

*—NCAA Tournament, Stillwater, Okla. and Ruston, La.



YEAR-BY-YEAR RESULTS

1989-90 (20-11)

Table of 1989-90 season results with columns for date, score, and opponent.

^—Jimco Cowgirl Classic, Stillwater, Okla.
~—Freedom Bowl Classic, Irvine, Calif.
+—Cowgirl Invitational, Stillwater, Okla.
\$—Big Eight Tournament, Salina, Kan.
*—NCAA Tournament, Stillwater, Okla.

1991-92 (11-17)

Table of 1991-92 season results with columns for date, score, and opponent.

&—UMKC Tournament, Kansas City, Mo.
@—Jimco Cowgirl Classic, Stillwater, Okla.
@—Ole Miss Tournament, University, Miss.
+—Bell Atlantic Tournament, Rutgers, N.J.
^—Cowgirl Invitational, Stillwater, Okla.
\$—Big Eight Tournament, Salina, Kan.

1990-91 (27-6)

Table of 1990-91 season results with columns for date, score, and opponent.

^—Jimco Cowgirl Classic, Stillwater, Okla.
~—Red Raider Classic, Lubbock, Texas
%—BYU Holiday Classic, Provo, Utah
!—Florida International Classic, Miami, Fla.
\$—Big Eight Tournament, Salina, Kan.
*—NCAA Tournament, Stillwater, Okla. and Austin, Texas

1992-93 (23-9)

Table of 1992-93 season results with columns for date, score, and opponent.

%—Rainbow Wahine Classic, Honolulu, Hawaii
!—Memphis State Tournament, Memphis, Tenn.
~—Wichita State Tournament, Wichita, Kan.
+—Cowgirl Invitational, Stillwater, Okla.
\$—Big Eight Tournament, Salina, Kan.
*—NCAA Tournament, Springfield, Mo.

YEAR-BY-YEAR RESULTS

1993-94 (20-9)

Dec. 1, 1993	W	84-59	NORTH TEXAS (25/NR)
Dec. 3, 1993	W	72-57	vs. Bowling Green (25/NR) [^]
Dec. 4, 1993	L	70-75	at Louisiana Tech (25/6) [^]
Dec. 19, 1993	W	77-57	HOUSTON (22/NR)
Dec. 21, 1993	W	76-60	vs. Louisville (24/NR)!
Dec. 22, 1993	L	55-60	at UNLV (24/NR)!
Dec. 31, 1993	W	77-46	FRESNO STATE=
Jan. 1, 1994	W	87-52	TEXAS CHRISTIAN=
Jan. 3, 1994	W	82-73	at Texas A&M
Jan. 7, 1994	W	67-56	NEBRASKA
Jan. 9, 1994	W	71-58	IOWA STATE
Jan. 14, 1994	W	75-58	ORAL ROBERTS
Jan. 16, 1994	L	60-82	at Oklahoma
Jan. 21, 1994	L	63-75	at Kansas State
Jan. 23, 1994	L	68-79	at Kansas (NR/8)
Jan. 28, 1994	W	70-62	MISSOURI
Jan. 30, 1994	W	75-73	COLORADO (NR/3)
Feb. 2, 1994	W	57-54	at Creighton
Feb. 4, 1994	L	55-61	at Iowa State
Feb. 6, 1994	W	81-75	at Nebraska
Feb. 13, 1994	W	77-68	OKLAHOMA
Feb. 18, 1994	W	60-58	KANSAS (NR/10)
Feb. 20, 1994	W	55-43	KANSAS STATE
Feb. 25, 1994	L	59-69	at Colorado (NR/3)
Feb. 27, 1994	W	69-67	at Missouri
Mar. 1, 1994	W	93-90	ot at Arkansas
Mar. 5, 1994	W	61-51	vs. Kansas State\$
Mar. 6, 1994	L	68-76	vs. Missouri\$
Mar. 16, 1994	L	67-75	at Texas (NR/25)*

[^]—Louisiana Tech Tournament, Ruston, La.
 !—Las Vegas Tournament, Las Vegas, Nev.
 =—OSU Cowgirl Tournament, Stillwater, Okla.
 \$—Big Eight Tournament, Salina, Kan.
 *—NCAA Tournament, Austin, Texas

1995-96 (20-10)

Nov. 25, 1995	W	85-55	SOUTHERN CAL (NR/16)
Dec. 2, 1995	W	78-57	vs. Cincinnati [^]
Dec. 3, 1995	W	65-62	at Rice [^]
Dec. 9, 1995	W	77-70	at Texas A&M (NR/19)
Dec. 17, 1995	W	68-45	CAL-IRVINE (23/NR)
Dec. 20, 1995	W	67-56	vs. Grambling St. (21/NR)+
Dec. 21, 1995	W	84-44	vs. Oral Roberts (21/NR)+
Dec. 28, 1995	W	75-42	vs. William & Mary (20/NR)!
Dec. 29, 1995	W	63-29	vs. Tennessee State (20/NR)!
Dec. 30, 1995	W	75-57	vs. Missouri (20/NR)!
Jan. 2, 1996	L	60-78	at Southern Utah (20/NR)
Jan. 5, 1996	W	64-58	IOWA STATE (20/NR)
Jan. 7, 1996	W	72-63	NEBRASKA (20/NR)
Jan. 14, 1996	W	86-79	2ot at Oklahoma (20/NR)
Jan. 19, 1996	L	68-81	ot at Kansas State (19/NR)
Jan. 21, 1996	L	58-85	at Kansas (19/NR)
Jan. 26, 1996	W	50-46	COLORADO (24/16)
Jan. 28, 1996	W	69-51	MISSOURI (24/NR)
Feb. 2, 1996	L	43-53	at Nebraska (19/NR)
Feb. 4, 1996	W	59-57	at Iowa State (19/NR)
Feb. 7, 1996	L	62-66	at Arkansas (21/NR)
Feb. 11, 1996	W	62-58	OKLAHOMA (21/NR)
Feb. 16, 1996	L	59-69	KANSAS (24/NR)
Feb. 18, 1996	L	64-70	KANSAS STATE (24/NR)
Feb. 23, 1996	L	55-58	at Missouri
Feb. 25, 1996	W	67-54	at Colorado (NR/20)
Mar. 2, 1996	W	67-60	ot vs. Iowa State\$
Mar. 3, 1996	L	59-69	vs. Colorado (NR/20)\$
Mar. 15, 1996	W	90-82	vs. Rhode Island*
Mar. 17, 1996	L	55-83	at Georgia (NR/5)*

[^]—Rice Tournament, Houston, Texas
 +—Bertha Teague Classic, Stillwater, Okla.
 !—Central Florida Tournament, Orlando, Fla.
 \$—Big Eight Tournament, Salina, Kan.
 *—NCAA Tournament, Athens, Ga.

1994-95 (17-12)

Nov. 29, 1994	W	92-67	GRAMBLING STATE
Dec. 2, 1994	W	77-60	vs. Rutgers-
Dec. 3, 1994	W	64-40	at Arizona-
Dec. 10, 1994	L	69-88	at Grambling State
Dec. 20, 1994	W	64-58	vs. Detroit Mercy!
Dec. 21, 1994	L	77-83	ot vs. Virginia Tech!
Dec. 22, 1994	W	62-59	vs. Old Dominion!
Dec. 30, 1994	W	70-61	MINNESOTA+
Dec. 31, 1994	W	55-43	RICE+
Jan. 3, 1995	W	84-66	TEXAS A&M (NR/25)
Jan. 6, 1995	L	52-71	at Colorado (NR/7)
Jan. 8, 1995	L	75-82	at Missouri
Jan. 13, 1995	W	79-63	IOWA STATE
Jan. 15, 1995	W	69-52	NEBRASKA
Jan. 20, 1995	W	72-63	at Kansas State
Jan. 22, 1995	W	81-73	at Kansas (NR/15)
Jan. 25, 1995	L	65-79	ARKANSAS (23/NR)
Jan. 28, 1995	L	61-62	OKLAHOMA (23/NR)
Feb. 3, 1995	W	74-51	MISSOURI
Feb. 5, 1995	L	52-69	COLORADO (NR/4)
Feb. 10, 1995	W	70-57	at Nebraska
Feb. 12, 1995	W	56-53	at Iowa State
Feb. 17, 1995	L	61-63	KANSAS (NR/20)
Feb. 19, 1995	L	56-57	KANSAS STATE
Feb. 21, 1995	W	86-74	WICHITA STATE
Feb. 26, 1995	L	67-76	at Oklahoma (NR/25)
Mar. 4, 1995	W	69-59	vs. Kansas State\$
Mar. 5, 1995	L	58-76	vs. Colorado (NR/3)\$
Mar. 16, 1995	L	64-76	vs. Duke (NR/20)*

--Arizona Copper Bowl Classic, Tucson, Ariz.
 !—San Juan Shootout, San Juan, Puerto Rico
 +—Bertha Teague Classic, Stillwater, Okla.
 \$—Big Eight Tournament, Salina, Kan.
 *—NCAA Tournament, Tuscaloosa, Ala.

1996-97 (15-12)

Nov. 22, 1996	W	97-44	SOUTHERN UTAH+*
Nov. 23, 1996	W	70-53	ORAL ROBERTS+
Nov. 25, 1996	W	59-35	at Oral Roberts
Nov. 29, 1996	W	86-49	vs. Loyola College#
Nov. 30, 1996	W	75-64	at Maine#
Dec. 15, 1996	W	109-56	NICHOLLS STATE
Dec. 21, 1996	L	48-69	vs. Louisiana State!
Dec. 22, 1996	W	101-79	vs. Richmond!
Dec. 28, 1996	L	55-61	at Vanderbilt (NR/14) [^]
Dec. 29, 1996	W	71-56	vs. Seton Hall*
Jan. 4, 1997	L	70-83	TEXAS (NR/14)
Jan. 8, 1997	W	78-56	at Texas Tech (NR/7)
Jan. 11, 1997	W	67-53	at Missouri
Jan. 15, 1997	W	68-60	COLORADO
Jan. 18, 1997	L	72-75	at Texas A&M
Jan. 22, 1997	L	61-73	TEXAS TECH (NR/14)
Jan. 25, 1997	L	72-85	at Baylor
Jan. 29, 1997	W	88-57	at Oklahoma
Feb. 1, 1997	W	82-68	BAYLOR
Feb. 5, 1997	L	50-58	at Kansas State
Feb. 8, 1997	L	63-70	at Texas (NR/8)
Feb. 12, 1997	L	76-79	ot KANSAS (NR/14)
Feb. 15, 1997	L	84-94	ot TEXAS A&M
Feb. 23, 1997	W	67-54	OKLAHOMA
Feb. 25, 1997	L	52-61	at Iowa State
Mar. 1, 1997	W	64-57	NEBRASKA
Mar. 4, 1997	L	62-68	vs. Baylor\$

+—Bertha Teague Classic, Stillwater, Okla.
 #—Dead River Company Classic, Orono, Maine
 !—Nassau Sunsplash Shootout, Nassau, Bahamas
 ^—MCI-First American Classic, Nashville, Tenn.
 \$—Big 12 Tournament, Kansas City, Mo.



YEAR-BY-YEAR RESULTS

1997-98 (20-11)

Nov. 14, 1997	W	79-49	ARKANSAS STATE
Nov. 21, 1997	L	66-68	ot vs. Louisiana State!
Nov. 23, 1997	W	68-59	vs. St. Bonaventure!
Dec. 5, 1997	W	63-34	vs. New Mexico State#
Dec. 6, 1997	L	56-71	at Southern Methodist#
Dec. 13, 1997	L	44-65	at New Mexico
Dec. 19, 1997	W	75-62	SOUTHWEST TEXAS
Dec. 22, 1997	W	88-54	WESTERN ILLINOIS
Dec. 29, 1997	W	92-50	ORAL ROBERTS+
Dec. 30, 1997	W	75-44	SAM HOUSTON STATE+
Jan. 3, 1998	W	82-61	TEXAS
Jan. 7, 1998	W	83-63	at Texas A&M
Jan. 10, 1998	W	86-54	MISSOURI
Jan. 14, 1998	L	48-74	at Texas Tech (NR/5)
Jan. 17, 1998	W	68-67	BAYLOR
Jan. 21, 1998	L	51-56	at Kansas
Jan. 28, 1998	L	51-64	TEXAS TECH (NR/5)
Jan. 31, 1998	L	47-77	at Nebraska
Feb. 4, 1998	L	63-68	IOWA STATE (NR/24)
Feb. 7, 1998	W	76-54	at Oklahoma
Feb. 11, 1998	W	95-57	TEXAS A&M
Feb. 14, 1998	W	72-67	at Colorado
Feb. 18, 1998	L	64-72	at Baylor
Feb. 21, 1998	W	78-47	KANSAS STATE
Feb. 25, 1998	W	69-66	at Texas
Feb. 28, 1998	W	69-52	OKLAHOMA
Mar. 3, 1998	W	67-48	vs. Missouri\$
Mar. 4, 1998	W	83-69	vs. Nebraska (NR/25)\$
Mar. 5, 1998	L	49-53	vs. Texas Tech (NR/6)\$
Mar. 15, 1998	W	75-52	RICE&
Mar. 17, 1998	L	47-54	at Baylor&

!—Hawaiian Regent Classic, Honolulu, Hawaii

#—SW Bell/Cotton Bowl Classic, Dallas, Texas

+—Bertha Teague Classic, Stillwater, Okla.

\$—Big 12 Tournament, Kansas City, Mo.

&—WNIT, Stillwater, Okla. and Waco, Texas

1999-2000 (14-16)

Nov. 15, 1999	W	73-55	NORTHERN IOWA&
Nov. 17, 1999	L	62-77	at Illinois (NR/13)&
Nov. 19, 1999	W	68-49	LAMAR
Nov. 28, 1999	L	69-72	vs. Tulsa+
Nov. 29, 1999	W	68-51	vs. Oral Roberts+
Dec. 2, 1999	W	66-58	SOUTHWEST MISSOURI ST.
Dec. 5, 1999	L	81-86	at Wichita State
Dec. 12, 1999	W	93-61	vs. Long Beach State
Dec. 18, 1999	W	88-76	vs. Portland#
Dec. 19, 1999	W	87-76	at Washington#
Dec. 31, 1999	L	76-80	at West Virginia
Jan. 3, 2000	W	77-40	TEXAS A&M-CC
Jan. 8, 2000	W	61-42	at Texas A&M
Jan. 12, 2000	W	71-69	TEXAS
Jan. 15, 2000	L	51-76	at Texas Tech (NR/16)
Jan. 18, 2000	L	64-76	IOWA STATE (NR/8)
Jan. 22, 2000	W	75-54	BAYLOR
Jan. 26, 2000	L	44-74	at Texas
Jan. 29, 2000	W	75-72	at Colorado
Feb. 2, 2000	L	73-77	MISSOURI
Feb. 6, 2000	L	58-75	at Kansas (NR/25)
Feb. 9, 2000	L	64-71	KANSAS STATE
Feb. 12, 2000	L	69-93	OKLAHOMA (NR/22)
Feb. 15, 2000	L	60-71	at Baylor
Feb. 19, 2000	W	80-66	TEXAS A&M
Feb. 22, 2000	L	ot 71-75	at Nebraska
Feb. 26, 2000	L	75-83	TEXAS TECH (NR/7)
March 1, 2000	L	68-77	at Oklahoma (NR/21)
March 7, 2000	W	67-59	vs. Kansas State\$
March 8, 2000	L	58-93	vs. Iowa State (NR/10)\$

&—Preseason WNIT, Stillwater, Okla. and Champaign, Ill.

+—Bertha Teague Classic, Norman, Okla.

#—Seattle Times Classic, Seattle, Wash.

\$—Big 12 Tournament, Kansas City, Mo.

1998-99 (13-15)

Nov. 14, 1998	W	64-57	SMU
Nov. 17, 1998	W	66-58	at Oral Roberts
Nov. 27, 1998	W	88-65	NORTHWESTERN STATE=
Nov. 28, 1998	W	77-58	UMKC=
Dec. 2, 1998	W	67-54	VANDERBILT (NR/20)
Dec. 5, 1998	L	65-68	at Arkansas State
Dec. 20, 1998	W	79-61	vs. Detroit!
Dec. 21, 1998	L	53-62	at Long Beach State!
Dec. 28, 1998	W	82-68	vs. Stephen F. Austin+
Dec. 29, 1998	W	76-48	vs. Denver+
Jan. 2, 1999	W	59-56	at Kansas State
Jan. 6, 1999	L	57-61	TEXAS A&M
Jan. 9, 1999	W	59-55	BAYLOR
Jan. 13, 1999	L	58-74	at Oklahoma
Jan. 16, 1999	L	68-79	TEXAS TECH (NR/6)
Jan. 20, 1999	L	53-75	at Texas
Jan. 23, 1999	W	70-69	at Texas A&M
Jan. 28, 1999	L	58-62	COLORADO
Feb. 3, 1999	L	42-76	at Iowa State (NR/15)
Feb. 6, 1999	W	58-56	at Baylor
Feb. 10, 1999	L	53-61	OKLAHOMA
Feb. 13, 1999	L	55-75	TEXAS
Feb. 17, 1999	L	58-73	at Texas Tech (NR/11)
Feb. 21, 1999	L	62-73	at Missouri
Feb. 24, 1999	L	72-79	ot KANSAS (NR/22)
Feb. 27, 1999	L	57-60	NEBRASKA
Mar. 2, 1999	W	70-56	vs. Oklahoma\$
Mar. 3, 1999	L	53-59	vs. Kansas (NR/25)\$

=—Cowgirl Classic, Stillwater, Okla.

!—The Beach Classic, Long Beach, Calif.

+—Bertha Teague Classic, Norman, Okla.

\$—Big 12 Tournament, Kansas City, Mo.

2000-2001 (16-15)

Nov. 17, 2000	W	ot 71-63	at Oral Roberts+
Nov. 18, 2000	W	68-57	vs. Tulsa+
Nov. 24, 2000	W	72-56	vs. Cleveland State#
Nov. 25, 2000	W	67-61	at Texas A&M-CC#
Nov. 29, 2000	L	44-78	at SW Missouri St (NR/13)
Dec. 1, 2000	L	61-69	vs. Arkansas?
Dec. 3, 2000	L	59-66	vs. Washington?
Dec. 9, 2000	W	67-59	vs. Wichita State@
Dec. 20, 2000	W	65-45	vs. Eastern Washington!
Dec. 21, 2000	W	ot 58-54	vs. Alabama!
Dec. 29, 2000	W	95-62	WEST VIRGINIA
Jan. 3, 2001	L	69-81	at Baylor
Jan. 6, 2001	L	55-67	TEXAS TECH (NR/12)
Jan. 10, 2001	L	49-65	COLORADO
Jan. 13, 2001	L	43-64	at Texas (NR/14)
Jan. 17, 2001	W	61-53	KANSAS
Jan. 21, 2001	L	29-82	at Texas Tech (NR/9)
Jan. 27, 2001	W	85-69	TEXAS A&M
Feb. 1, 2001	W	ot 69-66	BAYLOR (NR/20)
Feb. 3, 2001	W	69-55	at Kansas State
Feb. 7, 2001	L	54-83	at Iowa State (NR/9)
Feb. 10, 2001	L	47-76	Oklahoma (NR/10)
Feb. 13, 2001	W	83-63	at Texas A&M
Feb. 17, 2001	L	ot 69-73	TEXAS (NR/18)
Feb. 21, 2001	L	62-65	at Missouri
Feb. 24, 2001	L	ot 83-88	at Oklahoma (NR/8)
Feb. 28, 2001	W	77-66	NEBRASKA
March 6, 2001	L	56-66	vs. Kansas\$
March 16, 2001	W	79-67	NORTH TEXAS&
March 18, 2001	W	71-67	UNLV&
March 21, 2001	L	51-52	at Hawaii&

+—Bertha Teague Classic, Tulsa, Okla.

#—Islander Classic, Corpus Christi, Texas

?—Played in Oklahoma City, Okla.

@—Played in Tulsa, Okla.

!—Nassau Sunsplash Shootout, Nassau, Bahamas

\$—Big 12 Tournament, Kansas City, Mo.

&—WNIT, Stillwater, Okla. and Honolulu, Hawaii

YEAR-BY-YEAR RESULTS

2001-2002 (16-15)

Nov. 17, 2001	W	70-58	TULSA+
Nov. 18, 2001	W	83-52	ORAL ROBERTS+
Nov. 20, 2001	L	66-71	at Wichita State
Nov. 23, 2001	W	77-64	vs. Weber State!
Nov. 24, 2001	L	54-73	vs. Penn State (NR/19)!
Nov. 25, 2001	L	62-72	at Hawaii!
Dec. 8, 2001	W	84-58	SOUTHEASTERN LOUISIANA
Dec. 17, 2001	W	64-56	NORTHERN ARIZONA
Dec. 19, 2001	L	78-81	at Arkansas
Dec. 21, 2001	W	78-58	MARSHALL
Dec. 28, 2001	L	58-60	vs. George Washington#
Dec. 29, 2001	W	74-55	vs. Brown#
Jan. 2, 2002	W	77-42	PRAIRIE VIEW A&M
Jan. 6, 2002	W	73-57	MISSOURI
Jan. 9, 2002	L	48-65	at Oklahoma (NR/3)
Jan. 12, 2002	L	57-79	at Colorado (NR/21)
Jan. 16, 2002	L	64-77	TEXAS (NR/12)
Jan. 19, 2002	W	68-60	KANSAS STATE (NR/9)
Jan. 23, 2002	L	51-62	at Texas Tech (NR/12)
Jan. 26, 2002	W	73-48	at Kansas
Jan. 29, 2002	L	58-66	OKLAHOMA (NR/4)
Feb. 2, 2002	L	62-80	at Baylor (NR/10)
Feb. 5, 2002	L	65-70	TEXAS A&M
Feb. 9, 2002	L	56-90	at Texas (NR/15)
Feb. 14, 2002	W	58-55	TEXAS TECH (NR/16)
Feb. 17, 2002	W	64-63	IOWA STATE (NR/10)
Feb. 20, 2002	W	72-66	at Nebraska
Feb. 24, 2002	L	61-62	BAYLOR (NR/8)
Feb. 27, 2002	W	62-49	at Texas A&M
March 5, 2002	W	92-76	vs. Texas A&M\$
March 6, 2002	L	56-87	vs. Oklahoma (NR/4)\$

+—Bertha Teague Classic, Stillwater, Okla.

!—Rainbow Wahine Classic, Honolulu, Hawaii

#—Pepperdine Holiday Classic, Malibu, Calif.

\$—Big 12 Tournament, Kansas City, Mo.

2003-2004 (8-20)

Nov. 22, 2003	L	56-58	vs. Tulsa+
Nov. 25, 2003	L	49-54	at Wichita State
Nov. 28, 2003	W	74-51	vs. Yale^
Nov. 29, 2003	L	65-89	at Washington^
Dec. 2, 2003	W	62-60	Michigan State (NR/24)
Dec. 5, 2003	W	76-52	Sam Houston State#
Dec. 6, 2003	W	67-60	Fresno State#
Dec. 18, 2003	Wot	91-87	at Santa Clara
Dec. 31, 2003	L	57-59	Texas-Arlington
Jan. 2, 2004	L	59-68	South Alabama
Jan. 4, 2004	L	55-75	at Arkansas
Jan. 7, 2004	W	67-65	Texas A&M
Jan. 10, 2004	L	43-106	at Texas Tech (NR/2)
Jan. 13, 2004	L	44-76	Kansas State (NR/11)
Jan. 17, 2004	L	37-87	at Oklahoma (NR/15)
Jan. 21, 2004	L	45-67	at Texas (NR/3)
Jan. 24, 2004	W2ot	88-87	Texas Tech (NR/3)
Jan. 28, 2004	W	74-59	Iowa State
Jan. 31, 2004	L	61-74	at Kansas
Feb. 4, 2004	L	52-65	at Texas A&M
Feb. 7, 2004	L	52-75	Texas (NR/3)
Feb. 11, 2004	L	41-64	at Nebraska
Feb. 14, 2004	L	46-71	Missouri
Feb. 18, 2004	L	61-76	at Baylor (NR/19)
Feb. 21, 2004	L	57-72	at Colorado (NR/13)
Feb. 28, 2004	L	44-78	Oklahoma (NR/23)
March 1, 2004	L	60-70	Baylor (NR/14)
March 9, 2004	L	52-75	vs. Missouri\$

+—Bertha Teague Classic, Oklahoma City, Okla.

^—Seattle Times Classic, Seattle, Wash.

#—Cowgirl Classic, Stillwater, Okla.

\$—Big 12 Tournament, Dallas, Texas

2002-2003 (8-21)

Nov. 22, 2002	L	47-67	vs. Oral Roberts+
Nov. 23, 2002	L	55-76	at Tulsa+
Nov. 26, 2002	L	66-76	WICHITA STATE
Nov. 29, 2002	L	77-84	Wisconsin-Milwaukee!
Nov. 30, 2002	W	68-51	Portland State!
Dec. 7, 2002	L	64-67	PEPPERDINE
Dec. 16, 2002	W	53-47	Texas-San Antonio#
Dec. 17, 2002	L	65-72	Oral Roberts#
Dec. 20, 2002	W	66-57	CENTRAL MICHIGAN
Dec. 29, 2002	L	39-91	at Michigan State
Jan. 2, 2003	W	60-58	ARKANSAS (NR/9)
Jan. 8, 2003	L	44-77	at Texas (NR/20)
Jan. 11, 2003	L	54-69	TEXAS A&M
Jan. 15, 2003	W	60-56	KANSAS
Jan. 18, 2003	L	45-95	at Texas Tech (NR/7)
Jan. 22, 2003	L	50-64	COLORADO
Jan. 25, 2003	L	65-87	at Missouri
Feb. 1, 2003	L	59-73	NEBRASKA
Feb. 5, 2003	L	55-79	at Iowa State
Feb. 9, 2003	L	71-87	at Oklahoma (NR/24)
Feb. 12, 2003	L	70-72	TEXAS (NR/11)
Feb. 15, 2003	L	46-64	at Kansas State (NR/5)
Feb. 19, 2003	W	64-55	BAYLOR
Feb. 22, 2003	L	48-83	TEXAS TECH (NR/8)
Feb. 26, 2003	W	68-48	at Texas A&M
March 1, 2003	L	57-71	OKLAHOMA
March 5, 2003	L	46-89	at Baylor
March 11, 2003	W	56-54	vs. Missouri\$
March 12, 2003	L	52-75	vs. Texas Tech (NR/8)\$

+—Bertha Teague Classic, Tulsa, Okla.

!—ASU Holiday Classic, Tempe, Ariz.

#—Fun In The Sun Shootout, Cancun, Mexico

\$—Big 12 Tournament, Dallas, Texas

2004-2005 (7-20)

Nov. 20, 2004	W	83-49	Nicholls State
Nov. 23, 2004	L	56-60	New Mexico
Nov. 24, 2004	L	53-57	at Fresno State
Nov. 30, 2004	W	72-59	Wichita State
Dec. 4, 2004	Lot	61-65	at Oral Roberts+
Dec. 5, 2004	W	83-46	Arkansas Tech
Dec. 11, 2004	L	59-68	at Memphis
Dec. 20, 2004	W	55-39	Texas Southern
Dec. 30, 2004	L	61-89	South Dakota State
Jan. 2, 2005	W	62-48	Texas-Pan American
Jan. 5, 2005	L	49-67	at Missouri
Jan. 8, 2005	L	38-76	Texas Tech (NR/12)
Jan. 12, 2005	L	44-49	Texas A&M
Jan. 15, 2005	L	42-63	at Texas (NR/12)
Jan. 19, 2005	L	43-70	at Oklahoma
Jan. 22, 2005	Wot	76-70	Colorado
Jan. 29, 2005	L	65-67	Baylor (NR/7)
Feb. 1, 2005	L	71-73	Nebraska
Feb. 5, 2005	L	55-66	at Kansas State (NR/15)
Feb. 9, 2005	W	57-54	Kansas
Feb. 12, 2005	L	51-87	at Baylor (NR/7)
Feb. 16, 2005	L	65-90	at Iowa State (NR/19)
Feb. 19, 2005	L	46-79	Texas (NR/13)
Feb. 23, 2005	L	61-75	at Texas A&M
Feb. 26, 2005	L	52-65	at Texas Tech (NR/14)
March 3, 2005	L	58-69	Oklahoma
March 8, 2005	L	45-60	vs. Nebraska

+—Bertha Teague Classic, Tulsa, Okla.

\$—Big 12 Tournament, Dallas, Texas



YEAR-BY-YEAR RESULTS

2005-2006 (6-22)

Nov. 19, 2005	L	69-77	Texas State
Nov. 25, 2005	W	69-68	vs. Idaho*
Nov. 26, 2005	L	52-56	at New Mexico& (NR/25)
Nov. 29, 2005	L	54-64	Arkansas-Little Rock
Dec. 3, 2005	L2ot	68-75	Tulsa+
Dec. 6, 2005	W	67-43	Texas A&M-Commerce
Dec. 10, 2005	W	66-49	UNC-Wilmington
Dec. 11, 2005	W	77-53	Arkansas-Pine Bluff
Dec. 19, 2005	W	91-41	Memphis
Dec. 22, 2005	L	57-63	at Wichita State
Dec. 29, 2005	W	103-48	Prairie View A&M
Jan. 4, 2006	L	52-74	at Texas A&M
Jan. 7, 2006	L	62-71	Iowa State
Jan. 11, 2006	L	26-57	at Baylor (NR/5)
Jan. 14, 2006	L	51-85	Oklahoma (NR/16)
Jan. 18, 2006	L	57-67	Kansas State
Jan. 22, 2006	L	46-66	at Kansas
Jan. 25, 2006	L	51-61	Texas Tech
Jan. 28, 2006	L	46-60	at Texas
Jan. 31, 2006	L	54-70	at Oklahoma (NR/11)
Feb. 4, 2006	L	54-81	Baylor (NR/10)
Feb. 8, 2006	L	35-48	at Texas Tech
Feb. 15, 2006	L	65-69	Missouri
Feb. 18, 2006	L	56-61	Texas
Feb. 21, 2006	L	56-81	at Nebraska
Feb. 26, 2006	L	62-73	at Colorado
March 1, 2006	L	47-65	Texas A&M (NR/25)
March 7, 2006	L	42-61	vs. Texas Tech

&—UNM Thanksgiving Classic, Albuquerque, N.M.

+—Bertha Teague Classic, Stillwater, Okla.

\$—Big 12 Tournament, Kansas City, Mo.

2006-2007 (20-11)

Nov. 10, 2006	W	77-47	UC Riverside
Nov. 18, 2006	W	79-43	Northwestern State
Nov. 21, 2006	W	86-46	Southern
Nov. 24, 2006	W	86-56	Pacific
Nov. 26, 2006	W	65-49	Fresno State
Nov. 30, 2006	W	96-54	Missouri-Kansas City
Dec. 2, 2006	W	78-53	vs. Oral Roberts-
Dec. 4, 2006	W	80-39	Prairie View A&M
Dec. 9, 2006	L	73-80	at Arkansas State
Dec. 18, 2006	W	92-37	Southern Utah
Dec. 20, 2006	W	94-46	Texas Southern
Dec. 29, 2006	W	86-42	vs. Columbia*
Dec. 30, 2006	W	78-64	at Hawaii*
Jan. 6, 2007	L	49-75	at Texas Tech
Jan. 10, 2007	W	68-54	Kansas
Jan. 13, 2007	W	45-44	at Iowa State
Jan. 17, 2007	L	60-76	Oklahoma (NR/7)
Jan. 20, 2007	L	61-63	Texas Tech
Jan. 24, 2007	W	61-58	Colorado
Jan. 27, 2007	L	55-66	Baylor (NR/13)
Jan. 30, 2007	L	63-64	at Texas A&M (NR/18)
Feb. 4, 2007	L	63-78	at Oklahoma (NR/9)
Feb. 7, 2007	W	77-58	Texas
Feb. 10, 2007	W	83-57	at Missouri
Feb. 14, 2007	L	66-75	at Baylor (NR/15)
Feb. 17, 2007	L	60-62	Texas A&M (NR/13)
Feb. 21, 2007	W	64-52	at Texas
Feb. 24, 2007	W	63-60	Nebraska (NR/23)
Feb. 28, 2007	W	64-55	at Kansas State
March 6, 2007	L	62-71	vs. Kansas\$
March 18, 2007	L	66-70	vs. Bowling Green (NR/20)*

^—Hawaii Invitational, Honolulu, Hawaii

~—Bertha Teague Classic, Tulsa, Okla.

\$—Big 12 Championship, Oklahoma City, Okla

*—NCAA Tournament, East Lansing, Mich.

2007-2008 (27-8)

Nov. 9, 2007	W	89-49	Air Force
Nov. 12, 2007	W	91-54	Lamar
Nov. 14, 2007	W	76-48	High Point
Nov. 17, 2007	W	90-36	Sam Houston State
Nov. 21, 2007	W	76-58	at UC Riverside
Nov. 24, 2007	W	87-73	at Fresno State
Nov. 29, 2007	W	96-54	Arkansas State
Dec. 4, 2007	W	85-39	Wichita State (25/NR)
Dec. 18, 2007	L	63-97	at TCU (20/NR)
Dec. 19, 2007	W	77-55	at North Texas (20/NR)
Dec. 22, 2007	W	107-36	Central Arkansas (20/NR)
Dec. 28, 2007	W	83-65	Oral Roberts (24/NR)
Dec. 29, 2007	W	85-39	Texas Southern (24/NR)
Jan. 9, 2008	W	59-54	at Kansas (25/NR)
Jan. 12, 2008	W	82-63	Oklahoma (25/6)
Jan. 16, 2008	W	76-41	Missouri (18/NR)
Jan. 19, 2008	W	61-58	at Texas A&M (18/19)
Jan. 23, 2008	L	63-70	at Texas (14/NR)
Jan. 27, 2008	L	63-68	Kansas State (14/22)
Feb. 2, 2008	W	82-71	at Colorado (21/NR)
Feb. 5, 2008	W	77-67	Baylor (17/5)
Feb. 10, 2008	W	92-81	at Nebraska (17/NR)
Feb. 14, 2008	W	58-56	at Texas Tech (15/NR)
Feb. 17, 2008	L	57-62	Iowa State (15/NR)
Feb. 20, 2008	W	71-66	Texas (16/NR)
Feb. 23, 2008	L	71-81	at Oklahoma (16/11)
Feb. 27, 2008	L	57-63	Texas A&M (17/20)
March 1, 2008	W	73-54	Texas Tech (17/NR)
March 6, 2008	W	72-68	at Baylor (20/8)
March 12, 2008	W	82-62	vs. Kansas (20/NR)\$
March 13, 2008	W	75-72	vs. Texas (20/NR)\$
March 15, 2008	L	59-64	vs. Texas A&M (20/11)\$
March 22, 2008	W	85-73	vs. East Tenn. St. (13/NR)*
March 24, 2008	W	73-72 (ot)	vs. Florida State (13/NR)*
March 29, 2008	L	52-67	vs. LSU (13/6)**

\$—Big 12 Championship, Kansas City, Mo.

*—NCAA Tournament, Des Moines, Iowa

**—NCAA Tournament, New Orleans, La.

2008-2009 (17-16)

Nov. 14, 2008	L	68-77	at Duke (14/8)
Nov. 18, 2008	W	89-56	McNeese St. (19/NR)
Nov. 22, 2008	W	91-45	Ark.-Pine Bluff (19/NR)
Nov. 26, 2008	W	84-54	New Orleans (18/NR)
Dec. 6, 2008	L	51-65	at Ark.-Little Rock (19/NR)
Dec. 14, 2008	W	85-80	TCU (24/19)
Dec. 16, 2008	W	58-48	Oral Roberts (22/NR)
Dec. 19, 2008	W	75-72	vs. Southern Miss\$ (22/NR)
Dec. 20, 2008	W	88-73	at UNLV\$ (22/NR)
Dec. 22, 2008	W	90-35	Eastern Kentucky (21/NR)
Dec. 28, 2008	W	80-54	North Texas (21/NR)
Jan. 3, 2009	W	85-36	Texas-Pan American (21/NR)
Jan. 6, 2009	W	100-57	Centenary (21/NR)
Jan. 10, 2009	L	55-63	at Iowa State (21/NR)
Jan. 14, 2009	W	79-43	Colorado (22/NR)
Jan. 17, 2009	L	57-75	at Baylor (22/5)
Jan. 24, 2009	L	50-60	Texas A&M (24/9)
Jan. 28, 2009	W	68-60	at Missouri
Jan. 31, 2009	W	65-60	at Texas Tech
Feb. 5, 2009	L	74-91	Texas (NR/16)
Feb. 8, 2009	L	75-93	Oklahoma (NR/2)
Feb. 11, 2009	L (ot)	62-64	Baylor (NR/7)
Feb. 15, 2009	L	71-79	at Kansas State (NR/20)
Feb. 18, 2009	W	58-52	at Texas (NR/12)
Feb. 21, 2009	L	70-74	Texas Tech
Feb. 25, 2009	L	52-67	Kansas
Feb. 28, 2009	L	63-73	at Oklahoma (NR/2)
March 5, 2009	L	49-79	at Texas A&M (NR/10)
March 7, 2009	L	74-82	Nebraska
March 12, 2009	W	63-57	vs. Texas Tech!
March 13, 2009	L	62-67	vs. Baylor! (NR/7)
March 21, 2009	W	82-72	UT Arlington#
March 23, 2009	L (ot)	60-61	at Arkansas#

\$—The Desert Draw, Las Vegas, Nev.

!—Big 12 Championship, Oklahoma City, Okla.

#—WNIT



YEAR-BY-YEAR RESULTS

2009-2010 (24-11)

Nov. 13, 2009	W	67-58	UALR
Nov. 15, 2009	W	70-64	Georgia Tech \$ (RV/19)
Nov. 18, 2009	W	70-56	at New Mexico \$
Nov. 22, 2009	L	72-93	at Ohio State\$ (RV/3)
Nov. 27, 2009	W	71-69	vs. Marist %
Nov. 28, 2009	L	90-93 (2ot)	vs. Michigan St. % (RV/25)
Dec. 6, 2009	W	80-51	Coppin State
Dec. 13, 2009	W	68-63	at Vermont
Dec. 17, 2009	W	69-46	UC Riverside
Dec. 19, 2009	W	100-46	Mercer
Dec. 22, 2009	W	90-65	Oral Roberts
Dec. 29, 2009	W	68-55	Western Illinois
Jan. 2, 2010	W	84-31	Texas-Pan American
Jan. 4, 2010	W	98-60	Sam Houston State
Jan. 9, 2010	W	78-65	Baylor (23/5)
Jan. 12, 2010	W	70-68	at Kansas (15/NR)
Jan. 16, 2010	W	66-56	Kansas State (15/NR)
Jan. 20, 2010	L	63-77	at Texas (12/20)
Jan. 24, 2010	W	74-63	at Colorado (12/NR)
Jan. 26, 2010	W	75-60	Missouri (15/NR)
Jan. 31, 2010	W	67-63	at Texas A&M (15/8)
Feb. 3, 2010	L	67-88	at Nebraska (10/4)
Feb. 6, 2010	L	66-77	Oklahoma (10/13)
Feb. 13, 2010	L	57-65	Texas Tech (15/NR)
Feb. 17, 2010	L	52-69	Texas A&M (17/15)
Feb. 20, 2010	L	69-80	at Baylor (17/18)
Feb. 24, 2010	W	73-72 (ot)	Texas (23/14)
Feb. 28, 2010	W	80-70	at Texas Tech (23/NR)
March 3, 2010	W	78-70	Iowa State (21/13)
March 7, 2010	L	62-95	at Oklahoma (21/11)
March 11, 2010	W	76-69	vs. Kansas! (20/NR)
March 12, 2010	W	62-59	vs. Iowa State! (20/14)
March 13, 2010	L	69-74	vs. Oklahoma! (20/12)
March 20, 2010	W	70-63	vs. Chattanooga# (20/NR)
March 22, 2010	L	71-74 (ot)	vs. Georgia# (20/23)

\$—Preseason WNIT

%—Junkanoo Jam, Freeport, Bahamas

!—Big 12 Championship, Kansas City, Mo.

#—NCAA Tournament, Tempe, Ariz.

2010-2011 (17-15)

Nov. 13, 2010	W	68-30	Texas Southern
Nov. 18, 2010	W	84-40	Grambling State
Nov. 20, 2010	W	91-41	Centenary
Nov. 22, 2010	W	82-52	UT Arlington
Nov. 26, 2010	W	94-45	vs. Rhode Island\$
Nov. 27, 2010	W	74-65 (20t)	at New Mexico\$
Dec. 2, 2010	W	55-52	Arkansas-Little Rock
Dec. 5, 2010	W	50-42	Wisconsin
Dec. 12, 2010	L	45-73	Duke (NR/5)
Dec. 22, 2010	W	77-48	Oral Roberts
Dec. 27, 2010	W	95-50	Arkansas-Pine Bluff
Jan. 2, 2011	W	94-40	Texas-Pan American
Jan. 4, 2011	W	79-33	Vermont
Jan. 9, 2011	L	45-63	at Kansas State
Jan. 12, 2011	L	57-82	Texas A&M (NR/7)
Jan. 15, 2011	L	39-70	at Baylor (NR/1)
Jan. 18, 2011	W	58-49	Colorado
Jan. 22, 2011	L	56-63	at Texas
Jan. 29, 2011	L	77-82	Oklahoma (NR/13)
Feb. 2, 2011	L	59-79	at Iowa State (NR/22)
Feb. 6, 2011	L	57-84	Baylor (NR/1)
Feb. 9, 2011	W	62-52	Texas Tech
Feb. 12, 2011	W	80-57	Nebraska
Feb. 16, 2011	L	65-71 (ot)	at Missouri
Feb. 19, 2011	L	67-76	at Texas A&M (NR/5)
Feb. 23, 2011	L	66-73	Kansas
Feb. 26, 2011	L	48-57	at Texas Tech
March 2, 2011	L	66-81	at Oklahoma (NR/18)
March 5, 2011	W	68-67	Texas
March 8, 2011	L	52-75	vs. Texas Tech!
March 16, 2011	W	81-74	Pepperdine#
March 21, 2011	L	71-75	at Wyoming#

\$—UNM Thanksgiving Classic, Albuquerque, N.M.

!—Big 12 Championship, Kansas City, Mo.

#—WNIT

ALL-TIME CONFERENCE RESULTS

Year	Season		Tournament	
	Record	(Finish)	Record	(Finish)
BIG EIGHT				
1982-83	1-13	(8th)	0-1	(T5)
1983-84	8-6	(4th)	1-1	(T3)
1984-85	9-5	(T3)	0-1	(T5)
1985-86	2-12	(8th)	0-1	(T5)
1986-87	7-7	(5th)	0-1	(T5)
1987-88	7-7	(T5)	0-1	(T5)
1988-89	8-6	(2nd)	2-1	(2nd)
1989-90	9-5	(T4)	3-0	(1st)
1990-91	11-3	(1st)	3-0	(1st)
1991-92	6-8	(6th)	0-1	(T5)
1992-93	9-5	(T3)	1-1	(T3)
1993-94	9-5	(3rd)	1-1	(T3)
1994-95	7-7	(4th)	1-1	(T3)
1995-96	8-6	(T3)	1-1	(T3)

BIG 12			
1996-97	7-9	(T8)	0-1 (T9)
1997-98	10-6	(T5)	2-1 (T3)
1998-99	4-12	(11th)	1-1 (T5)
1999-2000	5-11	(T8)	1-1 (T5)
2000-2001	6-10	(8th)	0-1 (T9)
2001-2002	7-9	(8th)	1-1 (T5)
2002-2003	3-13	(T9)	1-1 (T5)
2003-2004	3-13	(10th)	0-1 (T9)
2004-05	2-14	(T11)	0-1 (T9)
2005-06	0-16	(12)	0-1 (T9)
2006-07	8-8	(6)	0-1 (T9)
2007-08	11-5	(T3)	2-1 (2nd)
2008-09	4-12	(T10)	1-1 (T5)
2009-10	9-7	(T6)	2-1 (T3)
2010-11	4-12	(11th)	0-1 (T9)
180-240		(1 title)	
23-24		(2 titles)	

OSU IN THE ASSOCIATED PRESS POLL



The 2006-07 Cowgirls completed the nation's largest turnaround with their first NCAA berth since 1996

WEEK	DATE	RANK
1990-91		
4	12/10/90	24
5	12/17/90	23
6	12/24/90	22
7	12/31/90	24
8	1/07/91	25
9	1/14/91	24
14	2/18/91	25
17	3/11/91	25
Final Ranking		25
1992-93		
7	1/12/93	25
8	1/19/93	22
9	1/26/93	21
10	2/02/93	21
11	2/09/93	20
12	2/16/93	24
13	2/23/93	22
14	3/02/93	23
15	3/09/93	25
16	3/16/93	25
Final Ranking		25
1993-94		
1	11/16/93	24
2	11/30/93	25
3	12/07/93	25
4	12/14/93	22
5	12/21/93	24
1994-95		
11	1/24/95	23
1995-96		
5	12/11/95	23
6	12/18/95	21
7	12/25/95	20
8	1/01/96	20
9	1/08/96	20
10	1/15/96	19
11	1/22/96	24
12	1/29/96	19
13	2/05/96	21
14	2/12/96	24

		2007-08	
Preseason		11/5/07	RV
1		11/12/07	RV
2		11/19/07	RV
3		11/26/07	25
4		12/3/07	22
5		12/10/07	22
6		12/17/07	20
7		12/24/07	24
8		12/31/07	24
9		1/7/08	25
10		1/14/08	18
11		1/21/08	14
12		1/28/08	21
13		2/4/08	17
14		2/11/08	15
15		2/18/08	16
16		2/25/08	17
17		3/3/08	20
18		3/10/08	13
19		3/18/08	13

		2008-09	
Preseason			14
1		11/17/08	19
2		11/24/08	18
3		12/1/08	19
4		12/8/08	24
5		12/15/08	22
6		12/22/08	21
7		12/29/08	21
8		1/5/09	21
9		1/12/09	22
10		1/19/09	24
11		1/26/09	RV
12		2/2/09	RV

		2009-10	
8		1/4/10	23
9		1/11/10	15
10		1/18/10	12
11		1/25/10	15
12		2/1/10	10
13		2/8/10	15
14		2/15/10	17
15		2/22/10	23
16		3/1/10	20
17		3/8/10	20
18		3/15/10	20



OSU's 2007-08 squad matched the school record with 27 wins and advanced to the NCAA Sweet 16



OSU IN THE COACHES POLL



Oklahoma State's 2009-10 squad won 24 games and advanced to the second round of the NCAA Tournament

WEEK	DATE	RANK
1990-91		
4	12/11/90	24
5	12/18/90	23
6	12/26/90	22
7	1/3/91	23
8	1/8/91	24
9	1/15/91	20
10	1/22/91	23
12	2/5/91	25
13	2/12/91	24
14	2/19/91	24
15	2/26/91	24
16	3/5/91	24
17	3/14/91	24
18	4/1/91	16
1993-94		
1	11/15/93	25
2	11/29/93	25
3	12/6/93	24
4	12/13/93	24
5	12/21/93	22
1995-96		
2	11/28/95	24
3	12/5/95	22
4	12/12/95	20
5	12/19/95	19
6	12/26/95	17
7	1/3/96	16
8	1/9/96	17
9	1/16/96	17
10	1/23/96	22
11	1/30/96	19
12	2/6/96	22
13	2/13/96	22

2007-08		
Preseason	11/5/07	RV
1	11/12/07	RV
2	11/19/07	RV
3	11/26/07	RV
4	12/3/07	RV
5	12/10/07	24
6	12/17/07	23
7	12/24/07	25
8	12/31/07	25
9	1/7/08	24
10	1/14/08	19
11	1/21/08	13
12	1/28/08	18
13	2/4/08	16
14	2/11/08	15
15	2/18/08	17
16	2/25/08	19
17	3/3/08	19
18	3/10/08	17
2008-09		
Preseason		T15
1	11/17/08	19
2	11/24/08	18
3	12/1/08	17
4	12/8/08	24
5	12/15/08	23
6	12/22/08	24
7	12/29/08	21
8	1/5/09	21
9	1/12/09	22
10	1/19/09	25
11	1/26/09	RV
12	2/2/09	RV
2009-10		
9	01/11/10	19
10	01/18/10	17
11	01/25/10	17
12	02/01/10	11
13	02/08/10	14
14	02/15/10	17
15	02/22/10	21
16	03/01/10	20
17	03/08/10	21
18	03/15/10	19
19	4/7/10	22





YEAR-BY-YEAR RESULTS BY OPPONENTS

Air Force (1-0)

11-09-07 W 89-49 Stillwater, Okla.

Alabama (1-0)12-21-00 W 58-54 Nassau Sunsplash Shootout,
Nassau, Bahamas**Alabama-Birmingham (1-0)**

02-13-91 W 52-49 Ole Miss Tourn., University, Miss.

Alaska-Anchorage (1-0)

01-03-82 W 78-48 Cal State-Chico Tourn., Chico, Calif.

Alcorn State (1-0)12-05-87 W 76-74 Ladyjack Dial Classic,
Nacogdoches, Texas**Appalachian State (1-0)**

01-03-87 W 84-64 Holiday Classic, Orlando, Fla.

Arizona (2-0)12-03-81 W 75-61 Road Runner Classic,
Las Cruces, N.M.12-03-94 W 64-40 Arizona Copper Bowl Classic,
Tucson, Ariz.**Arkansas (10-11)**

01-09-78 W 56-53 Stillwater, Okla.

02-18-78 L 47-55 Fayetteville, Ark.

12-05-78 W 60-50 Stillwater, Okla.

01-22-80 W 59-53 Fayetteville, Okla.

02-24-81 W 69-68 Stillwater, Okla.

02-16-82 L 70-79 Fayetteville, Ark.

12-03-83 L 66-71 Fayetteville, Ark.

12-01-84 W 89-73 Stillwater, Okla.

12-09-85 L 51-90 Fayetteville, Ark.

12-08-86 W 68-66 Stillwater, Okla.

12-08-90 W 75-61 Stillwater, Okla.

12-03-91 L 57-72 Fayetteville, Ark.

01-05-93 W 62-47 Stillwater, Okla.

03-01-94 W 93-90 ot Fayetteville, Ark.

01-25-95 L 65-79 Stillwater, Okla.

02-07-96 L 62-66 Fayetteville, Ark.

12-01-00 L 61-69 Oklahoma City, Okla.

12-19-01 L 78-81 Fayetteville, Ark.

01-02-03 W 60-58 Stillwater, Okla.

01-04-03 L 55-75 Fayetteville, Ark.

03-23-09 L 60-61 ot Fayetteville, Ark.

Arkansas State (5-2)

02-19-90 W 71-68 Jonesboro, Ark.

12-05-92 W 61-60 Rainbow Wahine Classic,
Honolulu, Hawaii

03-02-93 W 71-63 Stillwater, Okla.

11-14-97 W 79-49 Stillwater, Okla.

12-05-98 L 65-68 Jonesboro, Ark.

12-09-06 L 73-80 Jonesboro, Ark.

11-29-07 W 96-54 Stillwater, Okla.

Arkansas-Little Rock (3-2)

12-01-87 W 94-68 Fayetteville, Ark.

11-29-05 L 54-64 Stillwater, Okla.

12-06-08 L 51-65 Little Rock, Ark.

11-13-09 W 67-58 Preseason WNIT, Stillwater, Okla.

12-02-10 W 55-52 Stillwater, Okla.

Arkansas-Pine Bluff (3-0)

12-11-05 W 77-53 Stillwater, Okla.

11-22-08 W 91-45 Stillwater, Okla.

12-27-10 W 95-50 Stillwater, Okla.

Arkansas Tech (1-0)

12-05-04 W 83-46 Stillwater, Okla.

Baylor (10-25)

1973-74 L 64-70 Regional AIAW Tourn.

03-08-75 L 71-82 Regional AIAW Tourn.,
Temple, Texas

01-25-97 L 72-85 Waco, Texas

02-01-97 W 82-68 Stillwater, Okla.

03-04-97 L 62-68 Big 12 Tourn., Kansas City, Mo.

01-17-98 W 68-67 Stillwater, Okla.

02-18-98 L 64-72 Waco, Texas

03-17-98 L 47-54 Women's NIT, Waco, Texas

01-09-99 W 59-55 Stillwater, Okla.

02-06-99 W 58-56 Waco, Texas

01-22-00 W 75-54 Stillwater, Okla.

02-15-00 L 60-71 Waco, Texas

01-03-01 L 69-81 Waco, Texas

02-01-01 W 69-66 ot Stillwater, Okla.

02-02-02 L 62-80 Waco, Texas

02-24-02 L 61-62 Stillwater, Okla.

02-19-03 W 64-55 Stillwater, Okla.

03-05-03 L 46-89 Waco, Texas

02-18-04 L 61-76 Waco, Texas

03-03-04 L 60-70 Stillwater, Okla.

01-29-05 L 65-67 Stillwater, Okla.

02-12-05 L 51-87 Waco, Texas

01-11-06 L 26-57 Waco, Texas

02-04-06 L 54-81 Stillwater, Okla.

01-27-07 L 55-66 Stillwater, Okla.

02-14-07 L 66-75 Waco, Texas

02-05-08 W 77-67 Stillwater, Okla.

03-06-08 W 72-68 Waco, Texas

01-17-09 L 57-75 Waco, Texas

02-11-09 L (ot) 62-64 Stillwater, Okla.

03-13-09 L 62-67 Big 12 Championship,
Oklahoma City, Okla.

01-09-10 W 78-65 Stillwater, Okla.

02-20-10 L 69-80 Waco, Texas

01-15-11 L 39-70 Waco, Texas

02-06-11 L 57-84 Stillwater, Okla.

Bethany Nazarene (1-0)

1973-74 W 66-46 Stillwater, Okla.

Biola (1-0)

03-03-77 W 52-50 Stillwater, Okla.

Boise State (2-0)01-04-82 W 99-63 Cal State-Chico Tourn.,
Chico, Calif.12-02-89 W 75-59 Freedom Bowl Classic,
Irvine, Calif.**Bowling Green (1-1)**

12-03-93 W 72-57 Louisiana Tech Tourn., Ruston, La.

03-18-07 L 66-70 NCAA Tourn., East Lansing, Mich.

Brigham Young (2-1)11-24-89 W 83-69 Jimco Cowgirl Classic,
Stillwater, Okla.12-01-89 W 95-64 Freedom Bowl Classic,
Irvine, Calif.

12-29-90 L 75-82 BYU Holiday Classic, Provo, Utah

Brown (1-0)12-29-01 W 74-55 Pepperdine Holiday Classic,
Malibu, Calif.**Bucknell (1-0)**

12-28-87 W 75-52 LaSalle Tourn., Philadelphia, Pa.

YEAR-BY-YEAR RESULTS BY OPPONENTS

Cal State-Chico (2-0)

01-05-80	W	62-51	Cal State-Chico Tourn., Chico, Calif.
01-05-82	W	100-64	Cal State-Chico Tourn., Chico, Calif.

Cal State-Fullerton (0-1)

01-05-85	L	62-64	Fullerton, Calif.
----------	---	-------	-------------------

California (1-1)

01-03-80	L	67-81	Cal State-Chico Tourn., Chico, Calif.
12-01-90	W	84-74	Red Raider Classic, Lubbock, Texas

Cal-Irvine (1-0)

12-17-95	W	68-45	Stillwater, Okla.
----------	---	-------	-------------------

Cal Riverside (3-0)

11-10-06	W	77-47	Stillwater, Okla.
11-21-07	W	76-58	Riverside, Calif.
12-17-10	W	69-46	Stillwater, Okla.

Centenary (2-0)

01-06-09	W	100-57	Stillwater, Okla.
11-20-10	W	91-41	Stillwater, Okla.

Central Arkansas (1-0)

12-22-08	W	107-36	Stillwater, Okla.
----------	---	--------	-------------------

Central Methodist (1-0)

11-23-85	W	74-29	Stillwater, Okla.
----------	---	-------	-------------------

Central Michigan (1-0)

12-20-02	W	66-57	Stillwater, Okla.
----------	---	-------	-------------------

Central Oklahoma (7-3)

1973-74	W	56-17	Stillwater, Okla.
01-21-75	W	79-57	Stillwater, Okla.
01-30-76	W	59-48	Stillwater, Okla.
02-17-76	W	68-62	Edmond, Okla.
02-28-76	L	71-72	State AIAW Tourn., Edmond, Okla.
02-10-77	W	54-48	Stillwater, Okla.
02-25-77	L	58-63	Edmond, Okla.
01-25-78	W	68-42	Edmond, Okla.
02-21-78	W	66-39	Stillwater, Okla.
02-24-78	L	52-63	State AIAW Tourn., Tahlequah, Okla.

Chattanooga (1-0)

03-20-10	W	70-63	1st Round, NCAA Tourn., Tempe, Ariz.
----------	---	-------	---

Cincinnati (1-0)

12-02-95	W	78-57	Rice Tourn., Houston, Texas
----------	---	-------	-----------------------------

Claremore Junior College (1-0)

11-20-75	W	66-48	Northern Tourn., Tonkawa, Okla.
----------	---	-------	---------------------------------

Cleveland State (1-0)

11-24-00	W	72-56	Islander Classic, Corpus Christi, Texas
----------	---	-------	--

Clemson (0-1)

11-24-83	L	81-99	Queens Classic, Plainview, Texas
----------	---	-------	----------------------------------

Colorado (25-26)

01-21-77	L	75-85	Big Eight Tourn., Boulder, Colo.
01-07-78	W	75-69	Big Eight Tourn., Lawrence, Kan.
01-20-79	W	64-49	Big Eight Tourn., Lincoln, Neb.
01-15-81	L	49-80	Big Eight Tourn., Lawrence, Kan.
01-28-83	L	55-73	Stillwater, Okla.
02-05-83	L	56-76	Boulder, Colo.
01-21-84	W	72-63	Stillwater, Okla.
02-11-84	W	77-76	Boulder, Colo.
01-16-85	W	76-71	Stillwater, Okla.
02-16-85	W	84-74	Boulder, Colo.

01-25-86	W	76-69	Boulder, Colo.
02-22-86	L	62-68	Stillwater, Okla.
01-10-87	W	83-81	Boulder, Colo.
02-04-87	W	81-78	Stillwater, Okla.
01-16-88	W	75-63	Stillwater, Okla.
02-13-88	L	64-78	Boulder, Colo.
03-05-88	L	68-79	Big Eight Tourn., Salina, Kan.
02-01-89	L	58-85	Boulder, Colo.
02-11-89	L	59-76	Stillwater, Okla.
03-06-89	L	92-98 2ot	Big Eight Tourn., Salina, Kan.
01-27-90	W	63-55	Stillwater, Okla.
02-25-90	L	65-84	Boulder, Colo.
01-30-91	W	90-72	Stillwater, Okla.
02-23-91	L	63-65	Boulder, Colo.
01-22-92	W	82-70	Boulder, Colo.
02-15-92	L	54-61	Stillwater, Okla.
01-31-93	L	76-78	Boulder, Colo.
02-26-93	L	48-49	Stillwater, Okla.
01-30-94	W	75-73 ot	Stillwater, Okla.
02-25-94	L	59-69	Boulder, Colo.
01-06-95	L	52-71	Boulder, Colo.
02-05-95	L	52-69	Stillwater, Okla.
03-05-95	L	58-76	Big Eight Tourn., Salina, Kan.
01-26-96	W	50-46	Stillwater, Okla.
02-25-96	W	67-54	Boulder, Colo.
03-03-96	L	59-69	Big Eight Tourn., Salina, Kan.
01-15-97	W	68-60	Stillwater, Okla.
02-14-98	W	72-67	Boulder, Colo.
01-28-99	L	58-62	Stillwater, Okla.
01-29-00	W	75-72	Boulder, Colo.
01-10-01	L	49-65	Stillwater, Okla.
01-12-02	L	57-79	Boulder, Colo.
01-22-03	L	50-64	Stillwater, Okla.
02-21-04	L	57-72	Boulder, Colo.
01-22-05	W	76-70 ot	Stillwater, Okla.
02-26-06	L	62-73	Boulder, Colo.
01-24-07	W	61-58	Stillwater, Okla.
02-02-08	W	82-71	Boulder, Colo.
01-14-09	W	79-43	Stillwater, Okla.
01-24-10	W	74-63	Boulder, Colo.
01-18-11	W	58-49	Stillwater, Okla.

Colorado State (2-0)

01-08-87	W	65-47	Stillwater, Okla.
12-16-90	W	78-61	Ft. Collins, Colo.

Columbia (1-0)

12-29-07	W	86-42	Hawaii Invitational, Honolulu, Hawaii
----------	---	-------	--

Cowley County CC (4-0)

1973-74	W	62-27	Stillwater, Okla.
1973-74	W	47-18	Arkansas City, Kan.
01-20-76	W	76-27	Stillwater, Okla.
12-18-77	W	103-63	Stillwater, Okla.

Creighton (4-3)

11-24-84	L	52-68	Cowgirl Thanksgiving Classic, Stillwater, Okla.
11-30-85	L	74-85	Jimco Cowgirl Classic, Stillwater, Okla.
01-02-89	W	86-76	Omaha, Neb.
11-24-90	W	80-57	Jimco Cowgirl Classic, Stillwater, Okla.
12-06-91	L	59-65	Omaha, Neb.
12-29-92	W	64-54	Cowgirl Invitational, Stillwater, Okla.
02-02-94	W	57-54	Omaha, Neb.

Denver (1-0)

12-29-98	W	76-48	Bertha Teague Classic, Norman, Okla.
----------	---	-------	---



YEAR-BY-YEAR RESULTS BY OPPONENTS

DePaul (2-0)

11-29-83	W	81-72	Chicago, Ill.
03-13-91	W	81-80	1st round, NCAA Tourn., Stillwater, Okla.

Detroit (2-0)

12-20-94	W	64-58	San Juan Shootout, San Juan, Puerto Rico
12-20-98	W	79-61	The Beach Classic, Long Beach, Calif.

Duke (0-3)

03-16-95	L	64-76	1st round, NCAA Tourn., Tuscaloosa, Ala.
11-14-08	L	68-77	Durham, N. C.
12-12-10	L	45-73	Stillwater, Okla.

East Central (3-1)

1973-74	L	34-43	Ada, Okla.
02-25-75	W	77-61	Ada, Okla.
03-05-77	W	64-47	State AIAW Tourn., Stillwater, Okla.
02-25-78	W	60-55	State AIAW Tourn., Tahlequah, Okla.

East Tennessee State (1-0)

03-22-08	W	85-73	NCAA Tourn., Des Moines, Iowa
----------	---	-------	-------------------------------

East Texas (1-0)

01-27-78	W	78-57	Midwestern Invitational, Wichita Falls, Texas
----------	---	-------	--

Eastern Kentucky (1-0)

12-22-09	W	90-35	Stillwater, Okla.
----------	---	-------	-------------------

Eastern Michigan (1-0)

12-20-00	W	65-45	Nassau Sunsplash Shootout, Nassau Bahamas
----------	---	-------	--

Eastern Washington (1-0)

12-06-86	W	66-63	Lady Ute Classic, Salt Lake City, Utah
----------	---	-------	---

Emporia State (1-0)

12-13-80	W	85-72	Stillwater, Okla.
----------	---	-------	-------------------

Fairleigh Dickinson (0-1)

01-02-83	L	56-62	Dial Invitational, Miami, Fla.
----------	---	-------	--------------------------------

Florida State (1-1)

01-03-83	L	52-72	Dial Invitational, Miami, Fla.
03-24-08	W	73-72 ot	NCAA Tourn., Des Moines, Iowa

Fordham (2-0)

11-29-80	W	70-52	Minnesota Thanksgiving Classic, Minneapolis, Minn.
01-02-87	W	95-67	Holiday Classic, Orlando, Fla.

Fort Hays State (3-0)

11-22-74	W	71-59	Thanksgiving Tourn., Enid, Okla.
11-29-75	W	100-47	Phillips Tourn., Enid, Okla.
02-07-76	W	93-48	Stillwater, Okla.

Fresno State (4-1)

12-31-93	W	77-46	OSU Cowgirl Tourn., Stillwater, Okla.
12-06-03	W	67-60	Cowgirl Classic, Stillwater, Okla.
11-27-04	L	53-57	Fresno, Calif.
11-26-06	W	65-49	Stillwater, Okla.
11-24-07	W	87-73	Fresno, Calif.

George Washington (0-1)

12-28-01	L	58-60	Pepperdine Holiday Classic, Malibu, Calif.
----------	---	-------	---

Georgia (1-2)

12-28-88	W	76-70	Spuds MacKenzie Tourn., Las Vegas, Nev.
03-17-96	L	55-83	2nd round, NCAA Tourn., Athens, Ga.
03-22-10	L	71-74 ot	2nd round, NCAA Tourn., Tempe, Ariz.

Georgia Tech (1-0)

11-15-10	W	70-64	Preseason WNIT, Stillwater, Okla.
----------	---	-------	-----------------------------------

Grambling State (4-2)

11-25-83	W	66-48	Queens Classic, Plainview, Texas
12-04-87	L	93-98	Ladyjack Dial Classic, Nacogdoches, Texas
11-29-94	W	92-67	Stillwater, Okla.
12-10-94	L	69-88	Grambling, La.
12-20-95	W	67-56	Bertha Teague Classic, Norman, Okla.
11-18-10	W	84-50	Stillwater, Okla.

Hawaii (2-2)

01-05-86	W	66-65	Rainbow Wahine Classic, Honolulu, Hawaii
03-21-01	L	51-52	Women's WNIT, Honolulu, Hawaii
11-25-01	L	62-72	Rainbow Wahine Classic, Honolulu, Hawaii
12-30-07	W	78-64	Hawaii Invitational, Honolulu, Hawaii

High Point (1-0)

11-14-08	W	76-48	Stillwater, Okla.
----------	---	-------	-------------------

Holy Cross (0-1)

12-02-88	L	80-82	Dial Classic, Ruston, La.
----------	---	-------	---------------------------

Houston (2-0)

12-31-92	W	74-71	Houston, Texas
12-19-93	W	77-57	Stillwater, Okla.

Idaho (1-0)

11-25-05	W	69-68	UNM Thanksgiving Tourn., Albuquerque, N.M.
----------	---	-------	---

Illinois (0-1)

11-17-99	L	62-77	Preseason Women's NIT, Champaign, Ill.
----------	---	-------	---

Illinois State (0-1)

12-06-92	L	68-76	Rainbow Wahine Classic, Honolulu, Hawaii
----------	---	-------	---

Iowa State (26-22)

01-06-78	L	60-70	Big Eight Tourn., Lawrence, Kan.
01-19-79	W	54-41	Big Eight Tourn., Lincoln, Neb.
12-19-82	L	96-99	Stillwater, Okla.
01-08-83	W	80-70	Ames, Iowa
02-28-84	W	75-71	Stillwater, Okla.
02-04-84	W	72-56	Ames, Iowa
01-26-85	W	80-74	Stillwater, Okla.
02-23-85	W	77-76	Ames, Iowa
02-01-86	L	49-62	Stillwater, Okla.
02-26-86	L	64-70	Ames, Iowa
01-24-87	W	61-59	Ames, Iowa
02-21-87	L	70-82	Stillwater, Okla.
01-20-88	W	68-57	Stillwater, Okla.
02-06-88	L	65-75	Ames, Iowa
01-28-89	L	59-63 ot	Ames, Iowa
02-18-89	L	86-88 ot	Stillwater, Okla.
01-17-90	W	65-53	Stillwater, Okla.
02-03-90	W	82-65	Ames, Iowa



YEAR-BY-YEAR RESULTS BY OPPONENTS

Kent State (1-0)

12-11-87 W 86-74 Pepperdine Tourn., Malibu, Calif.

Kentucky (1-0)

12-19-92 W 61-57 Wichita State Tourn., Wichita, Kan.

Lamar (5-0)

1973-74 W 68-51 Regional AIAW Tourn.
 11-28-85 W 77-54 Jimco Cowgirl Classic,
 Stillwater, Okla.
 01-06-90 W 83-66 Cowgirl Invitational, Stillwater, Okla.
 11-19-99 W 68-49 Stillwater, Okla.
 11-12-07 W 91-54 Stillwater, Okla.

Langston (2-0)

11-16-76 W 67-66 Northern Tourn., Tonkawa, Okla.
 02-14-78 W 47-45 Stillwater, Okla.

LaSalle (0-1)

12-29-87 L 63-69 LaSalle Tourn., Philadelphia, Pa.

Long Beach State (1-2)

12-29-91 L 56-73 Bell Atlantic Tourn., Rutgers, N.J.
 12-21-98 L 53-62 The Beach Classic,
 Long Beach, Calif.
 12-12-99 W 93-61 Oklahoma City, Okla.

Louisiana State (0-4)

03-08-76 L 61-86 Regional AIAW Tourn.,
 Baton Rouge, La.
 12-21-96 L 48-69 Nassau Sunsplash Shootout,
 Nassau, Bahamas
 11-21-97 L 66-68 ot Hawaiian Regent Classic,
 Honolulu, Hawaii
 03-29-08 L 52-67 NCAA Tourn., New Orleans, La.

Louisiana Tech (0-8)

03-09-77 L 72-85 Regional AIAW Tourn., Monroe, La.
 12-11-84 L 64-73 Ruston, La.
 11-25-85 L 68-76 Stillwater, Okla.
 12-10-86 L 56-74 Ruston, La.
 01-25-88 L 62-85 Stillwater, Okla.
 03-19-89 L 78-103 2nd round, NCAA Tourn.,
 Ruston, La.
 11-25-89 L 59-74 Jimco Cowgirl Classic,
 Stillwater, Okla.
 12-04-93 L 70-75 Louisiana Tech Tourn., Ruston, La.

Louisville (2-0)

12-03-88 W 86-64 Dial Classic, Ruston, La.
 12-21-93 W 76-60 Las Vegas Tourn., Las Vegas, Nev.

Loyola College (1-0)

11-29-96 W 86-49 Dead River Company Classic, Orono, Maine

Maine (1-0)

11-30-96 W 75-64 Dead River Company Classic, Orono, Maine

Marist (1-0)

11-27-10 W 71-69 Junkanoo Jam, Freeport, Bahamas

Marshall (2-0)

01-04-87 W 84-78 Holiday Classic, Orlando, Fla.
 11-21-01 W 78-58 Stillwater, Okla.

Maryland-Baltimore Co. (1-0)

01-04-91 W 105-52 Florida International Classic, Miami, Fla.

Marymount College (3-0)

11-12-79 W 71-51 Stillwater, Okla.
 02-01-80 W 57-49 Salina, Kan.
 11-15-80 W 74-69 Stillwater, Okla.

McNeese State (1-0)

11-18-08 W 89-56 Stillwater, Okla.

Memphis (2-1)

12-12-92 W 75-64 Memphis State Tourn.,
 Memphis, Tenn.
 12-11-04 L 59-68 Memphis, Tenn.
 12-19-05 W 91-42 Stillwater, Okla.

Miami, Fla. (1-1)

03-15-89 W 93-69 1st round, NCAA Tourn.,
 Stillwater, Okla.
 01-02-91 L 71-74 Florida International Classic,
 Miami, Fla.

Michigan (0-1)

03-14-90 L 68-77 1st round, NCAA Tourn., Stillwater, Okla.

Michigan State (2-1)

03-16-91 W 96-94 3ot 2nd round, NCAA Tourn.,
 Stillwater, Okla.
 12-29-02 L 39-91 East Lansing, Mich.
 12-02-03 W 62-60 Stillwater, Okla.

Middle Tennessee State (1-0)

01-03-91 W 88-70 Florida International Classic, Miami, Fla.

Midwestern State (0-1)

01-28-78 L 73-79 Midwestern Invitational, Wichita Falls, Texas

Minnesota (1-1)

11-28-80 L 60-81 Minnesota Thanksgiving Classic,
 Minneapolis, Minn.
 12-30-94 W 70-61 Bertha Teague Classic,
 Stillwater, Okla.

Missouri (24-28)

02-12-76 W 67-62 Big Eight Tourn., Manhattan, Kan.
 01-15-82 L 58-91 Big Eight Tourn., Manhattan, Kan.
 12-17-82 L 64-66 Columbia, Mo.
 03-02-83 L 61-80 Stillwater, Okla.
 01-27-84 W 80-78 Stillwater, Okla.
 02-26-84 L 65-82 Columbia, Mo.
 03-09-84 L 69-94 Big Eight Tourn., Kansas City, Mo.
 01-30-85 L 75-79 Columbia, Mo.
 02-20-85 L 65-68 Stillwater, Okla.
 01-14-86 L 65-81 Columbia, Mo.
 02-15-86 L 64-75 Stillwater, Okla.
 01-14-87 L 61-81 Columbia, Mo.
 02-14-87 L 68-75 Stillwater, Okla.
 01-30-88 W 78-71 Stillwater, Okla.
 02-21-88 L 73-86 Columbia, Mo.
 01-22-89 W 97-74 Stillwater, Okla.
 02-22-89 W 88-74 Columbia, Mo.
 01-10-90 L 70-76 Columbia, Mo.
 02-17-90 L 72-76 Stillwater, Okla.
 01-09-91 W 81-60 Stillwater, Okla.
 02-17-91 W 89-45 Columbia, Mo.
 03-02-91 W 84-76 Big Eight Tourn., Salina, Kan.
 02-22-92 W 76-63 Stillwater, Okla.
 02-04-92 L 65-68 Columbia, Mo.
 01-29-93 W 58-49 Columbia, Mo.
 02-28-93 L 63-64 ot Stillwater, Okla.

YEAR-BY-YEAR RESULTS BY OPPONENTS

01-28-94	W	70-62	Stillwater, Okla.	02-03-91	W	68-46	Stillwater, Okla.
02-27-94	W	69-67	Columbia, Mo.	02-01-92	W	69-57	Stillwater, Okla.
03-06-94	L	68-76	Big Eight Tourn., Salina, Kan.	02-26-92	L	58-95	Lincoln, Neb.
01-08-95	L	75-82	Columbia, Mo.	03-07-92	L	73-75	Big Eight Tourn., Salina, Kan.
02-03-95	W	74-51	Stillwater, Okla.	01-08-93	W	77-69	Lincoln, Neb.
12-30-95	W	75-57	Central Florida Tourn., Orlando, Fla.	02-07-93	W	64-58	Stillwater, Okla.
01-28-96	W	69-51	Stillwater, Okla.	03-07-93	L	64-66	Big Eight Tourn., Salina, Kan.
02-23-96	L	55-58	Columbia, Mo.	01-07-94	W	67-56	Stillwater, Okla.
01-11-97	W	67-53	Columbia, Mo.	02-06-94	W	81-75	Lincoln, Neb.
01-10-98	W	86-54	Stillwater, Okla.	01-15-95	W	69-52	Stillwater, Okla.
03-03-98	W	67-48	Big 12 Tourn., Kansas City, Mo.	02-10-95	W	70-57	Lincoln, Neb.
02-21-99	L	62-73	Columbia, Mo.	01-07-96	W	72-63	Stillwater, Okla.
02-02-00	L	73-77	Stillwater, Okla.	02-02-96	L	43-53	Lincoln, Neb.
02-21-01	L	62-65	Columbia, Mo.	03-01-97	W	64-57	Stillwater, Okla.
01-06-02	W	73-57	Stillwater, Okla.	01-31-98	L	47-77	Lincoln, Neb.
01-25-03	L	65-87	Columbia, Mo.	03-04-98	W	83-69	Big 12 Tourn., Kansas City, Mo.
03-11-03	W	56-54	Big 12 Tourn., Dallas, Texas	02-27-99	L	57-60	Stillwater, Okla.
02-14-04	L	46-71	Stillwater, Okla.	02-22-00	L	71-75 ot	Lincoln, Neb.
03-09-04	L	52-75	Big 12 Tourn., Dallas, Texas	02-28-01	W	77-66	Stillwater, Okla.
01-05-05	L	49-67	Columbia, Mo.	02-20-02	W	72-66	Lincoln, Neb.
02-15-06	L	65-69	Stillwater, Okla.	02-01-03	L	59-73	Stillwater, Okla.
02-10-07	W	83-57	Columbia, Mo.	02-11-04	L	41-64	Lincoln, Neb.
01-16-08	W	76-41	Stillwater, Okla.	02-01-05	L	71-73	Stillwater, Okla.
01-28-09	W	68-60	Columbia, Mo.	03-08-05	L	45-60	Big 12 Tourn., Kansas City, Mo.
01-26-10	W	75-60	Stillwater, Okla.	02-21-06	L	56-81	Lincoln, Neb.
02-16-11	L	65-71 ot	Columbia, Mo.	02-24-07	W	63-60	Stillwater, Okla.
Missouri-Kansas City (5-4)				Nebraska-Omaha (0-1)			
01-16-83	W	76-69	Stillwater, Okla.	01-04-83	L	58-62	Dial Invitational, Miami, Fla.
01-07-84	L	58-64	UMKC Tourn., Kansas City, Mo.	New Mexico (3-3)			
11-25-88	W	82-55	Jimco Cowgirl Classic, Stillwater, Okla.	01-04-86	W	58-54	Rainbow Wahine Classic, Honolulu, Hawaii
01-02-90	L	60-71	Kansas City, Mo.	12-13-97	L	44-65	Albuquerque, N.M.
11-23-91	L	65-78	UMKC Tourn., Kansas City, Mo.	11-23-04	L	56-60	Stillwater, Okla.
01-04-92	L	58-65	Cowgirl Invitational, Stillwater, Okla.	11-26-05	L	52-56	UNM Thanksgiving Classic, Albuquerque, N.M.
12-22-92	W	66-63 2ot	Kansas City, Mo.	11-18-10	W	70-56	Preseason WNIT, Stillwater, Okla.
11-28-98	W	77-58	Cowgirl Classic, Stillwater, Okla.	11-27-10	W	74-65 2ot	UNM Thanksgiving Classic, Albuquerque, N.M.
11-30-07	W	96-54	Stillwater, Okla.	New Mexico State (3-0)			
Morgan State (1-0)				12-05-80	W	84-78	Road Runner Classic, Las Cruces, N.M.
12-27-87	W	85-58	LaSalle Tourn., Philadelphia, Pa.	12-05-81	W	71-59	Road Runner Classic, Las Cruces, N.M.
Nebraska (26-33)				12-05-97	W	63-34	SW Bell/Cotton Bowl Classic, Dallas, Texas
02-13-76	L	58-62	Big Eight Tourn., Manhattan, Kan.	New Orleans (1-0)			
01-20-77	L	57-76	Big Eight Tourn., Boulder, Colo.	11-26-08	W	84-54	Stillwater, Okla.
01-12-79	L	48-60	Stillwater, Okla.	Nicholls State (3-0)			
01-18-80	W	69-64	Big Eight Tourn., Columbia, Mo.	02-08-80	W	56-53	Houston Women's Classic, Houston, Texas
02-02-80	L	70-74	Lincoln, Neb.	12-15-96	W	109-56	Stillwater, Okla.
01-16-81	L	84-87	Big Eight Tourn., Lawrence, Kan.	11-20-04	W	83-49	Stillwater, Okla.
01-02-81	L	62-76	Stillwater, Okla.	North Carolina-Wilmington (1-0)			
01-14-82	L	57-90	Big Eight Tourn., Manhattan, Kan.	12-10-05	W	66-49	Stillwater, Okla.
02-10-82	L	79-92	Lincoln, Neb.	North Texas (11-1)			
02-19-83	L	87-101	Stillwater, Okla.	02-12-79	W	62-56	Stillwater, Okla.
03-05-83	L	75-96	Lincoln, Neb.	12-01-79	W	62-59	Denton, Texas
02-01-84	L	73-85	Lincoln, Neb.	11-18-80	W	69-58	Stillwater, Okla.
02-22-84	W	87-78	Stillwater, Okla.	01-13-88	W	96-66	Stillwater, Okla.
03-06-84	W	84-82	Big Eight Tourn., Stillwater, Okla.	12-08-88	W	77-59	Denton, Texas
01-19-85	W	94-80	Stillwater, Okla.				
02-09-85	W	66-64	Lincoln, Neb.				
01-22-86	L	70-75	Stillwater, Okla.				
02-11-86	L	48-66	Lincoln, Neb.				
01-31-87	L	61-75	Lincoln, Neb.				
02-24-87	W	97-74	Stillwater, Okla.				
03-01-87	L	69-83	Big Eight Tourn., Salina, Kan.				
02-24-88	W	96-80	Stillwater, Okla.				
02-03-88	L	61-67	Lincoln, Neb.				
01-14-89	L	66-67	Lincoln, Neb.				
02-15-89	W	98-67	Stillwater, Okla.				
01-20-90	W	65-61	Lincoln, Neb.				
02-14-90	W	95-64	Stillwater, Okla.				
01-16-91	L	64-67	Lincoln, Neb.				



YEAR-BY-YEAR RESULTS BY OPPONENTS

01-06-89	W	76-68	Cowgirl Invitational, Stillwater, Okla.	01-25-77	W	52-44	Stillwater, Okla.
12-09-89	L	65-75	Denton, Texas	02-09-77	W	70-50	Norman, Okla.
11-23-90	W	77-51	Jimco Cowgirl Classic, Stillwater, Okla.	03-04-77	W	45-41	State AIAW Tourm., Stillwater, Okla.
12-01-93	W	84-59	Stillwater, Okla.	12-06-77	L	74-80	Norman, Okla.
03-16-01	W	79-67	Women's WNIT, Stillwater, Okla.	02-08-78	W	74-60	Stillwater, Okla.
12-19-07	W	77-55	Denton, Texas	11-29-78	W	77-62	Norman, Okla.
12-28-09	W	80-54	Stillwater, Okla.	02-23-79	L	48-53	State AIAW Tourm., Weatherford, Okla.
Northeastern Oklahoma State (3-0)				02-07-79	W	62-48	Stillwater, Okla.
02-28-75	W	80-58	State AIAW Tourm., Stillwater, Okla.	12-07-79	L	41-54	Norman, Okla.
03-05-77	W	59-51	State AIAW Tourm., Stillwater, Okla.	01-19-80	W	60-54	Big Eight Tourm., Columbia, Mo.
02-24-79	W	77-71	State AIAW Tourm., Weatherford, Okla.	02-21-80	L	62-65	State AIAW Tourm., Norman, Okla.
Northern Arizona (1-0)				02-06-80	L	45-52	Stillwater, Okla.
12-17-01	W	64-56	Stillwater, Okla.	12-10-80	L	79-89	Norman, Okla.
Northern Iowa (1-0)				01-14-81	L	61-75	Big Eight Tourm., Lawrence, Kan.
11-15-99	W	73-55	Preseason Women's NIT, Stillwater, Okla.	01-31-81	L	68-76	Stillwater, Okla.
Northern Oklahoma College (2-8)				01-20-82	L	68-78	Stillwater, Okla.
1973-74	L	44-57	Stillwater, Okla.	02-27-82	W	53-52	State AIAW Tourm., Oklahoma City, Okla.
1973-74	L	49-53	Tonkawa, Okla.	02-03-82	L	67-71	Norman, Okla.
1973-74	W	56-54	State AIAW Tourm.	01-27-83	L	64-77	Norman, Okla.
02-06-75	L	61-68	Stillwater, Okla.	02-16-83	L	82-83	Stillwater, Okla.
11-20-75	L	47-60	Northern Tourm., Tonkawa, Okla.	01-24-84	L	72-75	Norman, Okla.
12-04-75	W	67-47	Stillwater, Okla.	02-14-84	W	79-71	Stillwater, Okla.
11-15-76	L	52-66	Northern Tourm., Tonkawa, Okla.	02-27-85	L	62-91	Norman, Okla.
11-16-77	L	54-69	Northern Tourm., Tonkawa, Okla.	02-03-85	W	85-76	Stillwater, Okla.
11-16-78	L	64-68	Northern Tourm., Tonkawa, Okla.	02-05-86	L	68-108	Norman, Okla.
11-06-78	L	66-71	Stillwater, Okla.	03-02-86	L	67-86	Stillwater, Okla.
Northwestern State (3-1)				03-04-86	L	50-85	Big Eight Tourm., Norman, Okla.
02-09-75	W	79-65	Central State Tourm., Edmond, Okla.	01-21-87	W	84-68	Norman, Okla.
02-08-80	L	64-83	Houston Women's Classic, Houston, Texas	02-10-87	L	70-75	Stillwater, Okla.
11-27-98	W	88-65	Cowgirl Classic, Stillwater, Okla.	01-23-88	L	81-83	Norman, Okla.
11-18-06	W	79-43	Stillwater, Okla.	02-16-88	L	78-79	Stillwater, Okla.
Northwestern Oklahoma State (9-7)				01-17-89	W	71-64	Stillwater, Okla.
1973-74	W	83-64	Stillwater, Okla.	02-04-89	W	87-68	Norman, Okla.
1973-74	W	51-42	State AIAW Tourm.	01-24-90	W	99-94	Norman, Okla.
01-31-75	L	72-74	Stillwater, Okla.	02-06-90	W	89-77	Stillwater, Okla.
03-01-75	W	62-57	State AIAW Tourm., Stillwater, Okla.	03-04-90	W	87-78	Big Eight Tourm., Salina, Kan.
01-23-76	W	84-66	Alva, Okla.	01-19-91	W	76-60	Stillwater, Okla.
02-23-76	W	71-60	Stillwater, Okla.	02-13-91	W	72-63	Norman, Okla.
02-22-77	L	68-83	Stillwater, Okla.	01-26-92	L	65-75	Stillwater, Okla.
02-04-77	L	64-66	Alva, Okla.	02-20-92	L	75-98	Norman, Okla.
11-17-77	W	80-79 ot	Northern Tourm., Tonkawa, Okla.	01-17-93	W	65-44	Stillwater, Okla.
11-22-77	L	58-63	Stillwater, Okla.	02-14-93	L	55-64	Norman, Okla.
11-15-78	W	75-69	Northern Tourm., Tonkawa, Okla.	03-06-93	W	85-70	Big Eight Tourm., Salina, Kan.
01-24-79	L	57-58	Stillwater, Okla.	01-16-94	L	60-82	Norman, Okla.
02-17-79	L	54-67	Alva, Okla.	02-13-94	W	77-68	Stillwater, Okla.
11-20-79	L	66-68	Alva, Okla.	01-29-95	L	61-62	Stillwater, Okla.
02-13-80	W	83-71	Stillwater, Okla.	02-26-95	L	67-76	Norman, Okla.
11-24-81	W	80-78	Alva, Okla.	01-14-96	W	86-79 2ot	Norman, Okla.
Ohio State (0-1)				02-11-96	W	62-58	Stillwater, Okla.
11-22-10	L	72-93	Preseason WNIT, Columbus, Ohio	01-29-97	W	88-57	Norman, Okla.
Oklahoma (35-53)				02-23-97	W	67-54	Stillwater, Okla.
01-23-75	W	70-41	Norman, Okla.	02-07-98	W	76-54	Norman, Okla.
02-19-75	W	93-42	Stillwater, Okla.	02-28-98	W	69-52	Stillwater, Okla.
12-10-75	W	76-36	Stillwater, Okla.	01-13-99	L	58-74	Norman, Okla.
02-27-76	W	68-31	State AIAW Tourm., Edmond, Okla.	02-10-99	L	53-61	Stillwater, Okla.
02-06-76	W	53-47	Norman, Okla.	03-02-99	W	70-56	Big 12 Tourm., Kansas City, Mo.
01-22-77	W	73-65	Big Eight Tourm., Boulder, Colo.	02-12-00	L	69-93	Stillwater, Okla.
				03-01-00	L	68-77	Norman, Okla.
				02-10-01	L	47-76	Stillwater, Okla.
				02-24-01	L	83-88 ot	Norman, Okla.
				01-09-02	L	48-65	Norman, Okla.
				01-29-02	L	58-66	Stillwater, Okla.
				03-06-02	L	56-87	Big 12 Tourm., Kansas City, Mo.
				02-09-03	L	71-87	Norman, Okla.
				03-01-03	L	57-71	Stillwater, Okla.
				01-17-04	L	37-87	Norman, Okla.
				02-28-04	L	44-78	Stillwater, Okla.
				01-19-05	L	43-70	Norman, Okla.
				03-03-05	L	58-69	Stillwater, Okla.
				01-14-06	L	51-85	Stillwater, Okla.
				01-31-06	L	54-70	Norman, Okla.
				01-17-07	L	60-76	Stillwater, Okla.



YEAR-BY-YEAR RESULTS BY OPPONENTS

02-04-07	L	63-78	Norman, Okla.	11-17-98	W	66-58	Tulsa, Okla.
01-12-08	W	82-63	Stillwater, Okla.	11-29-99	W	68-51	Bertha Teague Classic, Norman, Okla.
02-23-08	L	71-81	Norman, Okla.	11-17-00	W	71-63	Bertha Teague Classic, Tulsa, Okla.
02-08-09	L	75-93	Stillwater, Okla.	11-18-01	W	83-52	Bertha Teague Classic, Stillwater, Okla.
02-28-09	L	63-73	Norman, Okla.	11-22-02	L	47-67	Bertha Teague Classic, Tulsa, Okla.
02-06-10	L	66-77	Stillwater, Okla.	12-17-02	L	65-72	Fun In The Sun Shootout, Cancun, Mexico
03-07-10	L	62-95	Norman, Okla.	12-04-04	L	61-65 (ot)	Bertha Teague Classic, Tulsa, Okla.
03-13-10	L	69-74	Big 12 Tourn., Kansas City, Mo.	12-02-07	W	78-53	Bertha Teague Classic, Tulsa, Okla.
01-29-11	L	77-82	Stillwater, Okla.	12-28-07	W	83-65	Stillwater, Okla.
03-02-11	L	66-81	Norman, Okla.	12-16-08	W	58-48	Stillwater, Okla.
Oklahoma Baptist (1-0)				12-22-10	W	90-65	Stillwater, Okla.
12-18-81	W	98-62	Stillwater, Okla.	12-22-10	W	77-48	Stillwater, Okla.
Oklahoma Christian (2-1)				Pacific (1-0)			
02-08-75	W	71-36	Central State Tourn., Edmond, Okla.	11-24-07	W	86-56	Stillwater, Okla.
01-20-78	W	80-49	Stillwater, Okla.	Penn State (0-1)			
02-03-78	L	50-64 ot	Oklahoma City, Okla.	11-24-01	L	54-73	Rainbow Wahine Classic, Honolulu, Hawaii
Oklahoma City (6-4)				Pepperdine (2-1)			
12-05-79	L	61-69	Oklahoma City, Okla.	12-12-87	W	81-76	Pepperdine Tourn., Malibu, Calif.
02-22-80	W	74-56	State AIAW Tourn., Norman, Okla.	12-07-02	L	64-67	Stillwater, Okla.
01-03-81	L	63-71	Oklahoma City, Okla.	03-16-11	W	81-74	WNIT 1st Rd., Stillwater, Okla.
02-12-81	W	79-72	Stillwater, Okla.	Phillips (6-6)			
02-27-81	L	81-89	State AIAW Tourn., Okla. City, Okla.	1973-74	L	42-62	Stillwater, Okla.
11-18-81	W	84-70	Oklahoma City, Okla.	1973-74	L	53-63	Enid, Okla.
02-18-82	W	68-66	Stillwater, Okla.	11-22-74	L	67-69	Thanksgiving Tourn., Enid, Okla.
12-09-82	L	57-59	Stillwater, Okla.	02-21-75	L	67-76	Enid, Okla.
12-07-83	W	63-57	Oklahoma City, Okla.	02-03-76	W	65-64	Stillwater, Okla.
12-07-84	W	74-71	Stillwater, Okla.	12-08-76	L	65-109	Enid, Okla.
Old Dominion (1-0)				02-18-77	L	60-86	Stillwater, Okla.
12-22-94	W	62-59	San Juan Shootout, San Juan, Puerto Rico	11-20-78	W	79-72	Enid, Okla.
Ole Miss (0-2)				11-26-79	W	87-65	Enid, Okla.
12-30-89	L	56-68	Stillwater, Okla.	01-27-80	W	61-54	Enid, Okla.
12-14-91	L	59-76	Ole Miss Tourn., University, Miss.	01-14-84	W	94-53	Stillwater, Okla.
Oral Roberts (25-15)				01-03-93	W	74-49	Stillwater, Okla.
12-11-76	W	77-68	Tulsa, Okla.	Portland (1-0)			
12-10-77	L	51-57	Tulsa, Okla.	12-18-99	W	88-76	Seattle Times Classic, Seattle, Wash.
01-30-78	L	60-73	Stillwater, Okla.	Portland State (2-0)			
12-12-78	L	58-64	Tulsa, Okla.	01-04-80	W	89-79	Cal State-Chico Tourn., Chico, Calif.
02-14-79	L	54-71	Stillwater, Okla.	11-30-02	W	68-51	ASU Holiday Classic, Tempe, Ariz.
12-11-79	L	77-79	Tulsa, Okla.	Praire View A&M (3-0)			
02-16-80	L	75-90	Tulsa, Okla.	01-02-02	W	77-42	Stillwater, Okla.
12-02-80	W	82-79	Stillwater, Okla.	12-29-05	W	103-48	Stillwater, Okla.
02-26-81	L	54-69	State AIAW Tourn., Okla. City, Okla.	12-04-07	W	80-39	Stillwater, Okla.
02-07-81	L	64-73	Tulsa, Okla.	Rhode Island (2-0)			
01-27-82	W	63-62	Stillwater, Okla.	03-15-96	W	90-82	1st round, NCAA Tourn., Athens, Ga.
02-25-82	W	79-75	State AIAW Tourn., Okla. City, Okla.	11-26-10	W	94-45	UNM Thanksgiving Classic, Albuquerque, N.M.
02-06-82	L	79-81	Tulsa, Okla.	Rice (5-0)			
01-11-83	L	74-93	Stillwater, Okla.	02-09-80	W	55-44	Houston Women's Classic, Houston, Texas
02-21-83	L	66-74	Tulsa, Okla.	11-27-82	W	69-55	OSU Thanksgiving Classic, Stillwater, Okla.
12-05-83	W	72-69	Tulsa, Okla.	12-31-94	W	55-43	Bertha Teague Classic,
02-10-86	W	90-83	Stillwater, Okla.				
12-20-86	L	72-82 ot	Tulsa, Okla.				
12-19-87	W	88-74	Stillwater, Okla.				
01-23-89	W	100-70	Tulsa, Okla.				
01-05-89	W	85-67	Cowgirl Invitational, Stillwater, Okla.				
01-03-92	W	57-43	Cowgirl Invitational, Stillwater, Okla.				
12-28-92	W	105-31	Cowgirl Invitational, Stillwater, Okla.				
01-14-94	W	75-58	Stillwater, Okla.				
12-21-95	W	84-44	Bertha Teague Classic, Norman, Okla.				
11-23-96	W	70-53	Bertha Teague Classic, Stillwater, Okla.				
11-25-96	W	59-35	Tulsa, Okla.				
12-29-97	W	92-50	Bertha Teague Classic, Stillwater, Okla.				



YEAR-BY-YEAR RESULTS BY OPPONENTS

			Stillwater, Okla.				
12-03-95	W	65-62	Rice Tourn., Houston, Texas	SMU (2-1)	12-06-85	W	75-64 Dial Classic, Nacogdoches, Texas
03-15-98	W	75-52	WNIT First Round, Stillwater, Okla.	12-06-97	L	56-71	SW Bell/Cotton Bowl Classic, Dallas, Texas
Richmond (1-0)				11-14-98	W	64-57	Stillwater, Okla.
12-22-96	W	101-79	Nassau Sunsplash Shootout, Nassau, Bahamas	Southern Miss (1-0)			
Rockhurst (1-0)				12-19-08	W	75-72	The Desert Draw, Las Vegas, Nev.
01-11-86	W	77-61	Stillwater, Okla.	Southern Utah (3-1)			
Rutgers (1-1)				12-28-90	W	96-57	BYU Holiday Classic, Provo, Utah
12-28-91	L	65-84	Bell Atlantic Tourn., Rutgers, N.J.	01-02-96	L	60-78	Cedar City, Utah
12-02-94	W	77-60	Arizona Copper Bowl Classic, Tucson, Ariz.	11-22-96	W	97-44	Bertha Teague Classic, Stillwater, Okla.
				12-18-07	W	92-37	Stillwater, Okla.
Sam Houston State (5-1)				Southwest Missouri State (4-3)			
11-26-82	L	54-60	OSU Thanksgiving Classic, Stillwater, Okla.	01-11-78	L	65-69	Stillwater, Okla.
11-28-86	W	66-62	Cowgirl Classic, Stillwater, Okla.	12-09-78	W	67-40	Springfield, Mo.
12-30-97	W	75-44	Bertha Teague Classic, Stillwater, Okla.	02-03-79	W	83-68	Stillwater, Okla.
12-05-03	W	76-52	Cowgirl Classic, Stillwater, Okla.	12-14-79	W	89-64	Springfield, Mo.
11-17-07	W	90-36	Stillwater, Okla.	03-17-93	L	71-86	1st round, NCAA Tourn., Springfield, Mo.
01-04-10	W	98-60	Stillwater, Okla.	12-02-99	W	66-58	Stillwater, Okla.
Santa Clara (1-0)				11-29-00	L	44-78	Springfield, Mo.
12-18-03	W	91-87	Santa Clara, Calif.	Southwest Texas (2-0)			
Science & Arts of Oklahoma (2-0)				1973-74	W	68-59	Regional AIAW Tourn.
12-05-74	W	83-27	Chickasha, Okla.	12-19-97	W	75-62	Stillwater, Okla.
02-11-78	W	61-50	Chickasha, Okla.	Southwestern Oklahoma State (5-0)			
Seminole Junior College (2-4)				1973-74	W	71-58	Weatherford, Okla.
11-30-76	L	48-59	Stillwater, Okla.	02-08-75	W	89-61	Central State Tourn., Edmond, Okla.
02-14-77	L	75-97	Seminole, Okla.	03-01-77	W	59-56	Weatherford, Okla.
12-14-77	L	53-63	Stillwater, Okla.	12-16-77	W	61-48	Stillwater, Okla.
01-23-78	L	53-61	Seminole, Okla.	02-05-79	W	67-49	Weatherford, Okla.
01-15-79	W	70-66	Seminole, Okla.	St. Bonaventure (1-0)			
02-01-79	W	91-75	Stillwater, Okla.	11-23-97	W	68-59	Hawaiian Regent Classic, Honolulu, Hawaii
Seton Hall (1-0)				St. Gregory's (2-2)			
12-29-96	W	71-56	MCI-First American Classic, Nashville, Tenn.	1973-74	L	46-55	Stillwater, Okla.
South Alabama (0-1)				1973-74	L	46-58	Shawnee, Okla.
01-02-04	L	59-68	Stillwater, Okla.	12-10-74	W	69-37	Stillwater, Okla.
South Dakota State (0-1)				02-11-75	W	55-48	Shawnee, Okla.
12-30-04	L	61-89	Stillwater, Okla.	Stephen F. Austin (3-7)			
Southeastern Louisiana (1-0)				1973-74	L	48-74	Regional AIAW Tourn.
12-08-01	W	84-58	Stillwater, Okla.	11-22-80	L	45-81	Nacogdoches, Texas
Southeastern Oklahoma State (2-1)				12-11-81	L	66-77	Stillwater, Okla.
02-28-76	W	73-59	State AIAW Tourn., Edmond, Okla.	11-19-83	L	79-95	Nacogdoches, Texas
02-18-81	W	79-71	Stillwater, Okla.	11-28-84	W	85-56	Stillwater, Okla.
01-30-82	L	68-75	Durant, Okla.	11-29-85	W	69-59	Jimco Cowgirl Classic, Stillwater, Okla.
Southern (1-1)				12-07-85	L	63-68	Dial Classic, Nacogdoches, Texas
03-09-76	L	60-85	Regional AIAW Tourn., Baton Rouge, La.	11-29-86	W	78-71	Cowgirl Classic, Stillwater, Okla.
11-21-06	W	86-46	Stillwater, Okla.	11-26-88	L	84-85	ot Jimco Cowgirl Classic, Stillwater, Okla.
Southern California (1-1)				11-28-89	L	54-74	Nacogdoches, Texas
11-25-95	W	85-55	Stillwater, Okla.	Tennessee (0-1)			
12-05-86	L	83-92	Lady Ute Classic, Salt Lake City, Utah	12-04-92	L	60-69	Rainbow Wahine Classic, Honolulu, Hawaii
Southern Colorado (1-0)				Tennessee State (1-0)			
01-13-78	W	79-36	Stillwater, Okla.	12-29-95	W	63-29	Central Florida Tourn., Orlando, Fla.



YEAR-BY-YEAR RESULTS BY OPPONENTS

Texas (10-24)

03-10-77	L	77-80	Regional AIAW Tourn., Monroe, La.
03-08-79	L	63-76	Regional AIAW Tourn., Tulsa, Okla.
03-16-94	L	67-75	1st round, NCAA Tourn., Austin, Texas
01-04-97	L	70-83	Stillwater, Okla.
02-08-97	L	63-70	Austin, Texas
01-03-98	W	82-61	Stillwater, Okla.
02-25-98	W	69-66	Austin, Texas
01-20-99	L	53-75	Austin, Texas
02-13-99	L	55-75	Stillwater, Okla.
01-12-00	W	71-69	Stillwater, Okla.
01-26-00	L	44-74	Austin, Texas
01-13-01	L	43-64	Austin, Texas
02-17-01	L	69-73	ot Stillwater, Okla.
01-16-02	L	64-77	Stillwater, Okla.
02-09-02	L	56-90	Austin, Texas
01-08-03	L	44-77	Austin, Texas
02-12-03	L	70-72	Stillwater, Okla.
01-21-04	L	45-67	Austin, Texas
02-07-04	L	52-75	Stillwater, Okla.
01-15-05	L	42-63	Austin, Texas
02-07-04	L	46-79	Stillwater, Okla.
01-28-06	L	46-60	Austin, Texas
02-18-06	L	56-61	Stillwater, Okla.
02-07-07	W	77-58	Stillwater, Okla.
02-21-07	W	64-52	Austin, Texas
01-23-08	L	63-70	Austin, Texas
02-20-08	W	71-66	Stillwater, Okla.
03-13-08	W	75-72	Big 12 Championship, Kansas City, Mo.
02-05-09	L	74-91	Stillwater, Okla.
02-18-09	W	58-52	Austin, Texas
01-20-10	L	63-77	Austin, Texas
02-24-10	W	73-72	ot Stillwater, Okla.
01-22-11	L	56-63	Austin, Texas
03-05-11	W	68-67	Stillwater, Okla.

Texas A&M (21-20)

03-07-75	W	69-57	Regional AIAW Tourn., Temple, Texas
01-03-78	W	88-57	Stillwater, Okla.
12-12-81	W	72-56	Stillwater, Okla.
12-05-90	W	77-56	Stillwater, Okla.
12-22-91	L	65-83	College Station, Texas
12-01-92	W	69-55	Stillwater, Okla.
01-03-94	W	82-73	College Station, Texas
01-03-95	W	84-66	Stillwater, Okla.
12-09-95	W	77-70	College Station, Texas
01-18-97	L	72-75	College Station, Texas
02-15-97	L	84-94	ot Stillwater, Okla.
01-07-98	W	83-63	College Station, Texas
02-11-98	W	95-57	Stillwater, Okla.
01-06-99	L	57-61	Stillwater, Okla.
01-23-99	W	70-69	College Station, Texas
01-08-00	W	61-42	College Station, Texas
02-19-00	W	80-66	Stillwater, Okla.
01-27-01	W	85-69	Stillwater, Okla.
02-13-01	W	83-63	College Station, Texas
02-05-02	L	65-70	Stillwater, Okla.
02-27-02	W	62-49	College Station, Texas
03-05-02	W	92-76	Big 12 Tourn., Kansas City, Mo.
01-11-03	L	54-69	Stillwater, Okla.
02-26-03	W	68-48	College Station, Texas
01-07-04	W	67-65	Stillwater, Okla.
02-04-04	L	52-65	College Station, Texas
01-12-05	L	44-49	Stillwater, Okla.
02-23-05	L	61-75	College Station, Texas
01-04-06	L	52-74	College Station, Texas
03-07-06	L	42-61	Stillwater, Okla.
01-30-07	L	63-64	College Station, Texas
02-17-07	L	60-62	Stillwater, Okla.
01-19-08	W	61-58	College Station, Texas
02-27-08	L	57-63	Stillwater, Okla.

03-15-08	L	59-64	Big 12 Championship, Kansas City, Mo.
01-24-09	L	50-60	Stillwater, Okla.
03-05-09	L	49-79	College Station, Texas
01-31-10	W	67-63	College Station, Texas
02-17-10	L	52-69	Stillwater, Okla.
01-12-11	L	57-82	Stillwater, Okla.
02-19-11	L	67-76	College Station, Texas

Texas A&M-Corpus Christi (2-0)

01-03-00	W	77-40	Stillwater, Okla.
11-25-00	W	67-61	Islander Classic, Corpus Christi, Texas

Texas Christian (3-1)

11-23-84	W	66-51	Cowgirl Thanksgiving Classic, Stillwater, Okla.
01-01-94	W	87-52	OSU Cowgirl Tourn., Stillwater, Okla.
12-18-08	L	63-97	Ft. Worth, Texas
12-14-08	W	85-80	Stillwater, Okla.

Texas Woman's (1-1)

11-16-79	L	54-63	Denton, Texas
01-12-80	W	78-64	Stillwater, Okla.

Texas A&M-Corpus Christi (1-0)

01-03-00	W	77-40	Stillwater, Okla.
----------	---	-------	-------------------

Texas A&M-Commerce (1-0)

12-06-05	W	67-43	Stillwater, Okla.
----------	---	-------	-------------------

Texas-Arlington (8-1)

01-08-80	W	65-64	Stillwater, Okla.
12-04-80	W	57-56	Road Runner Classic, Las Cruces, N.M.
01-06-81	W	78-66	Arlington, Texas
11-27-81	W	68-56	Stillwater, Okla.
11-30-88	W	88-64	Arlington, Texas
01-05-90	W	84-64	Cowgirl Invitational, Stillwater, Okla.
12-21-02	L	57-59	Stillwater, Okla.
03-21-09	W	82-72	WNIT, Stillwater, Okla.
11-22-10	W	82-52	Stillwater, Okla.

Texas-El Paso (2-0)

11-17-84	W	84-64	El Paso, Texas
01-01-85	W	76-47	Stillwater, Okla.

Texas-Pan American (5-0)

11-22-91	W	73-52	UMKC Tourn., Kansas City, Mo.
01-02-04	W	62-48	Stillwater, Okla.
01-03-09	W	85-36	Stillwater, Okla.
01-02-10	W	84-31	Stillwater, Okla.
01-02-11	W	94-40	Stillwater, Okla.

Texas-San Antonio (2-0)

11-28-87	W	91-46	Cowgirl Classic, Stillwater, Okla.
12-16-02	W	53-47	Fun In The Sun Shootout, Cancun, Mexico

Texas Southern (4-0)

12-20-04	W	55-39	Stillwater, Okla.
12-20-06	W	94-46	Stillwater, Okla.
12-29-07	W	85-39	Stillwater, Okla.
11-13-10	W	68-30	Stillwater, Okla.

Texas State (0-1)

11-19-05	L	69-77	Stillwater, Okla.
----------	---	-------	-------------------

**YEAR-BY-YEAR RESULTS BY OPPONENTS****Texas Tech (18-29)**

01-25-80	W	66-58	Stillwater, Okla.
01-09-81	W	85-77	Lubbock, Texas
12-04-81	L	51-61	Road Runner Classic, Las Cruces, N.M.
01-08-82	W	83-67	Stillwater, Okla.
11-26-83	W	75-70	Queens Classic, Plainview, Texas
12-20-85	W	67-65	Stillwater, Okla.
12-04-86	L	74-80	Lubbock, Texas
11-29-87	W	68-53	Cowgirl Classic, Stillwater, Okla.
12-10-88	L	66-78	Lubbock, Texas
12-15-89	W	78-76	Stillwater, Okla.
12-02-90	W	59-54	Red Raider Classic, Lubbock, Texas
11-30-91	W	67-62	Jimco Cowgirl Classic, Stillwater, Okla.
01-08-97	W	78-56	Lubbock, Texas
01-22-97	L	61-73	Stillwater, Okla.
01-14-98	L	48-74	Lubbock, Texas
01-28-98	L	51-64	Stillwater, Okla.
03-05-98	L	49-53	Big 12 Tourm., Kansas City, Mo.
01-16-99	L	68-79	Stillwater, Okla.
02-17-99	L	58-73	Lubbock, Texas
01-15-00	L	51-76	Lubbock, Texas
02-26-00	L	75-83	Stillwater, Okla.
01-06-01	L	55-67	Stillwater, Okla.
01-21-01	L	29-82	Lubbock, Texas
01-23-02	L	51-62	Lubbock, Texas
02-14-02	W	58-55	Stillwater, Okla.
01-18-03	L	45-95	Lubbock, Texas
02-22-03	L	48-83	Stillwater, Okla.
03-12-03	L	52-75	Big 12 Tourm., Dallas, Texas
01-10-04	L	43-106	Lubbock, Texas
01-24-04	W 2 ot	88-87	Stillwater, Okla.
01-08-05	L	38-76	Stillwater, Okla.
02-26-05	L	52-65	Lubbock, Texas
01-25-06	L	51-61	Stillwater, Okla.
02-08-06	L	35-48	Lubbock, Texas
03-07-06	L	42-61	Big 12 Tourm., Dallas, Texas
01-06-07	L	49-75	Lubbock, Texas
01-20-07	L	61-63	Stillwater, Okla.
02-14-08	W	58-56	Lubbock, Texas
03-01-08	W	73-54	Stillwater, Okla.
01-31-09	W	65-60	Lubbock, Texas
02-21-09	L	70-74	Stillwater, Okla.
03-12-09	W	63-57	Big 12 Championship, Okla. City, Okla.
02-13-10	L	57-65	Stillwater, Okla.
02-28-10	W	80-70	Lubbock, Texas
02-09-11	W	62-52	Stillwater, Okla.
02-26-11	L	48-57	Lubbock, Texas
03-08-11	L	52-75	Big 12 Tourm., Kansas City, Mo.

Tulsa (16-5)

01-27-76	W	95-42	Stillwater, Okla.
11-30-77	W	85-77	Stillwater, Okla.
02-24-78	W	112-56	State AIAW Tourm., Tahlequah, Okla.
12-01-78	W	80-44	Tulsa, Okla.
02-22-79	W	68-54	State AIAW Tourm., Weatherford, Okla.
11-20-80	W	81-73	Stillwater, Okla.
02-09-81	W	95-76	Tulsa, Okla.
11-28-81	W	84-68	Tulsa, Okla.
12-08-81	W	89-65	Stillwater, Okla.
12-07-82	L	62-67	Tulsa, Okla.
12-17-83	W	90-62	Stillwater, Okla.
11-22-84	W	91-43	Cowgirl Thanksgiving Classic, Stillwater, Okla.
12-14-85	W	69-49	Tulsa, Okla.
12-02-85	W	62-39	Stillwater, Okla.
12-13-86	W	85-36	Tulsa, Okla.
11-28-89	L	69-72	Bertha Teague Classic,

11-18-00	W	68-57	Norman, Okla. Bertha Teague Classic, Tulsa, Okla.
11-17-01	W	70-58	Bertha Teague Classic, Stillwater, Okla.
11-23-02	L	55-75	Bertha Teague Classic, Tulsa, Okla.
11-22-03	L	56-58	Bertha Teague Classic, Okla.City, Okla.
12-03-05	L 2 ot	68-75	Bertha Teague Classic, Stillwater, Okla.

UCLA (0-1)

01-08-85	L	57-76	Los Angeles, Calif.
----------	---	-------	---------------------

UNLV (2-3)

01-11-85	L	58-74	Las Vegas, Nev.
12-29-88	L	78-84	Spuds MacKenzie Tourm., Las Vegas, Nev.
12-22-93	L	55-60	Las Vegas Tourm., Las Vegas, Nev.
03-18-01	W	71-67	Women's WNIT, Stillwater, Okla.
12-20-09	W	88-73	The Desert Draw, Las Vegas, Nev.

US International (0-1)

01-03-86	L	88-92	Rainbow Wahine Classic, Honolulu, Hawaii
----------	---	-------	---

Vanderbilt (1-1)

12-28-96	L	55-61	MCI-First American Classic, Nashville, Tenn.
12-02-98	W	67-54	Stillwater, Okla.

Vermont (2-0)

12-13-09	W	68-63	Burlington, Vermont
01-04-11	W	79-33	Stillwater, Okla.

Virginia (0-1)

03-21-91	L	61-76	Sweet 16, NCAA Tourm., Austin, Texas
----------	---	-------	---

Virginia Tech (0-1)

12-21-94	L	77-83 ot	San Juan Shootout, San Juan, Puerto Rico
----------	---	----------	---

Washington (1-2)

12-19-99	W	87-76	Seattle Times Classic, Seattle, Wash.
12-03-00	L	59-66	Oklahoma City, Okla.
11-29-03	L	65-89	Seattle Times Classic, Seattle, Wash.

Wayland Baptist (1-5)

03-08-75	L	57-103	Regional AIAW Tourm., Temple, Texas
11-28-75	L	66-74	Phillips Tourm., Enid, Okla.
01-10-81	L	62-86	Plainview, Texas
01-24-81	L	72-78	Stillwater, Okla.
03-11-82	L	73-80	Regional AIAW Tourm., Lubbock, Texas
01-02-84	W	71-69	Stillwater, Okla.

Weber State (1-0)

11-23-01	W	77-64	Rainbow/Wahine Classic, Honolulu, Hawaii
----------	---	-------	---

West Texas State (2-0)

11-11-78	W	80-56	Stillwater, Okla.
02-08-83	W	88-63	Stillwater, Okla.



YEAR-BY-YEAR RESULTS BY OPPONENTS

West Virginia (1-1)

12-31-99	L	76-80	Charleston, W. Va.
12-29-00	W	95-62	Stillwater, Okla.

Western Illinois (3-0)

01-06-84	W	71-54	UMKC Tourn., Kansas City, Mo.
12-22-97	W	88-54	Stillwater, Okla.
12-29-10	W	68-55	Stillwater, Okla.

Wichita State (10-9)

11-23-74	W	79-39	Thanksgiving Tourn., Enid, Okla.
12-03-76	L	61-78	Wichita, Kan.
01-28-77	W	58-39	Stillwater, Okla.
12-18-79	W	89-58	Stillwater, Okla.
12-29-79	L	60-71	Wichita, Kan.
12-06-80	L	55-76	Road Runner Classic, Las Cruces, N.M.
02-23-82	W	88-79	Stillwater, Okla.
02-01-83	L	62-66	Wichita, Kan.
12-15-84	W	74-51	Stillwater, Okla.
12-20-92	W	70-53	Wichita State Tourn., Wichita, Kan.
02-21-95	W	86-74	Stillwater, Okla.
12-05-99	L	81-86	Wichita, Kan.
12-09-00	W	67-59	Tulsa, Okla.
11-20-01	L	66-71	Wichita, Kan.
11-26-02	L	66-76	Stillwater, Okla.
11-25-03	L	49-54	Wichita, Kan.
11-30-04	W	72-59	Stillwater, Okla.
12-22-05	L	57-63	Wichita, Kan.
12-04-07	W	85-39	Stillwater, Okla.

William & Mary (1-0)

12-28-95	W	75-42	Central Florida Tourn., Orlando, Fla.
----------	---	-------	---------------------------------------

Wisconsin (2-0)

12-11-92	W	65-59	Memphis State Tourn., Memphis, Tenn.
12-05-10	W	50-42	Stillwater, Okla.

Wisconsin-Milwaukee (0-1)

11-29-02	L	77-84	ASU Holiday Classic, Tempe, Ariz.
----------	---	-------	-----------------------------------

Wyoming (3-0)

01-07-90	W	79-59	Cowgirl Invitational, Stillwater, Okla.
12-15-90	W	77-66	Laramie, Wyo.
03-21-11	L	71-75	WNIT 2nd Rd., Laramie, Wyo.

Yale (1-0)

11-28-04	W	74-51	Seattle Times Classic, Seattle, Wash.
----------	---	-------	---------------------------------------

Youngstown State (1-0)

11-29-91	W	69-64	Jimco Cowgirl Classic, Stillwater, Okla.
----------	---	-------	--



Oklahoma State's 1990-91 squad made the program's first-ever NCAA Sweet 16 appearance





OSU HOSTED TOURNAMENTS

11-26-82 OSU Thanksgiving Classic
Sam Houston St. def. OSU, 60-54
Arkansas College def. Rice, 66-61
11-27-82 Ark. College def. SHSU, 75-64 (1st)
OSU defeated Rice, 69-55 (3rd)

11-22-84 OSU defeated Tulsa, 91-43
Creighton defeated TCU, 70-63
11-23-84 OSU defeated Texas Christian, 66-51
Creighton defeated Tulsa, 79-69
11-24-84 Creighton defeated OSU, 68-52 (1st)
TCU defeated Tulsa, 94-50 (3rd)

ALL-TOURNAMENT TEAM

Connie Yori, Creighton (MVP)
Jackie Glosson, Oklahoma State
Kathy Schulz, Oklahoma State
Tanya Warren, Creighton
Carol Glover, Texas Christian

Jimco Cowgirl Classic

11-28-85 OSU defeated Lamar, 77-54
Creighton defeated SFA, 63-57
11-29-85 OSU defeated SFA, 69-59
Creighton defeated Lamar, 88-59
11-30-85 Creighton def. OSU, 85-74 OT (1st)
SFA defeated Lamar, 75-58 (3rd)

ALL-TOURNAMENT TEAM

Pam Rudisell, Creighton (MVP)
Jamie Siess, Oklahoma State
Connie Yori, Creighton
Tonya Warren, Creighton
Chris Joseph, Stephen F. Austin

11-28-86 OSU defeated SHSU, 66-62
SFA def. Colorado State, 71-48
11-29-86 OSU defeated SFA, 78-71 (1st)
Colorado St. def. SHSU, 70-63 (3rd)

ALL-TOURNAMENT TEAM

Jamie Siess, Oklahoma State (MVP)
Mozell Brooks, Stephen F. Austin
Antoinette Norris, Stephen F. Austin
Jennifer Halbach, Colorado State
Regina Cavitt, Sam Houston State

11-28-87 OSU def. UT-San Antonio, 91-46
Texas Tech defeated PVAM, 72-46
11-29-87 OSU def. Texas Tech, 68-53 (1st)
UTSA def. P. View A&M, 85-46 (3rd)

ALL-TOURNAMENT TEAM

Jamie Siess, Oklahoma State (MVP)
Clinette Jordan, Oklahoma State
Alisa Duncan, Oklahoma State

Alexis Ware, Texas Tech
Tisha Boldt, Texas-San Antonio
Reena Lynch, Texas Tech

11-25-88 OSU defeated Missouri-K.C., 82-55
SFA def. New Mexico State, 92-65
11-26-88 SFA defeated OSU, 85-84 OT (1st)
NMSU def. Missouri-K.C., 61-58 (3rd)

ALL-TOURNAMENT TEAM

Portia Hill, Stephen F. Austin (MVP)
Clinette Jordan, Oklahoma State
Liz Brown, Oklahoma State
Alicia Burke, Oklahoma State
Connie Cole, Stephen F. Austin
Vicki Evans, New Mexico State

11-24-89 OSU defeated Brigham Young, 83-69
La. Tech def. Prairie View A&M, 87-24
11-25-89 Louisiana Tech def. OSU, 74-59 (1st)
BYU defeated PVAM, 66-64 (3rd)

ALL-TOURNAMENT TEAM

Sheila Ethridge, Louisiana Tech (MVP)
Shea Jackson, Oklahoma State
Shelly Blessing, Oklahoma State
Shantel Hardison, Louisiana Tech
Venus Lacy, Louisiana Tech
Sharese Bell, Prairie View A&M

11-23-90 OSU defeated North Texas, 77-51
Creighton defeated TCU, 73-62
11-24-90 OSU defeated Creighton, 80-57 (1st)
TCU def. North Texas, 79-70 (3rd)

ALL-TOURNAMENT TEAM

Liz Brown, Oklahoma State (MVP)
Althea Cox, Oklahoma State
Melissa Sanford, Creighton
Kathy Halligan, Creighton
Liz Zeller, Texas Christian
Ramona Black, North Texas

11-29-91 OSU def. Youngstown State, 69-64
Texas Tech def. Memphis St., 69-45
11-30-91 OSU def. Texas Tech, 67-62 (1st)
YSU def. Memphis St., 77-64 (3rd)

ALL-TOURNAMENT TEAM

Lisa McGill, Oklahoma State (MVP)
Paula Breeden, Oklahoma State
Sheryl Swoopes, Texas Tech
Teresa McMillian, Texas Tech

OSU HOSTED TOURNAMENTS

Diane Gary, Memphis State
Donna Djorovic, Youngstown State

Cowgirl Invitational

01-05-89 OSU defeated Oral Roberts, 85-67
01-06-89 North Texas def. ORU, 102-86
01-07-89 OSU defeated North Texas, 76-68
01-05-90 Wyoming defeated Lamar, 65-60 OT
OSU defeated Texas-Arlington, 84-64
01-06-90 Texas-Arlington def. Wyoming, 74-70
OSU defeated Lamar, 83-66
01-07-90 Lamar defeated UT-Arlington, 84-57
OSU defeated Wyoming, 79-59

ALL-TOURNAMENT TEAM

Liz Brown, Oklahoma State (MVP)
Shelly Blessing, Oklahoma State
Uirannah Jackson, Lamar
Barbara Hickey, Lamar
Camellia Bowen, Texas-Arlington
Yvette Plumlee, Wyoming

01-03-92 OSU defeated Oral Roberts, 57-43
UMKC def. Southern Miss, 48-45
01-04-92 UMKC defeated OSU, 65-58 (1st)
Southern Miss def. ORU, 82-66 (3rd)

12-28-92 OSU defeated Oral Roberts, 105-31
Creighton defeated UMKC, 64-51
12-29-92 OSU defeated Creighton, 64-54 (1st)
UMKC def. Oral Roberts, 64-35 (3rd)

12-31-93 OSU defeated Fresno State, 77-46
Texas Christian def. Wyoming, 76-63
01-01-94 OSU def. Texas Christian, 87-52 (1st)
Fresno St. def. Wyoming, 60-56 (3rd)

Bertha Teague Memorial Classic

12-30-94 OSU defeated Minnesota, 70-61
Oklahoma defeated Rice, 89-59
12-31-94 OSU defeated Rice, 55-43
Oklahoma def. Minnesota, 74-64

11-22-96 OSU defeated Southern Utah, 97-44
Oklahoma def. Oral Roberts, 62-50
11-23-96 OSU defeated Oral Roberts, 70-53
Southern Utah def. Oklahoma, 64-63

ALL-TOURNAMENT TEAM

Cheri Edwards, Oklahoma State (MVP)
Renee Roberts, Oklahoma State
Michele Workman, Oklahoma
Kisa Bradley, Oral Roberts
Krista Ragan, Oral Roberts
Mandi Shaheen, Southern Utah

12-29-97 OSU defeated Oral Roberts, 92-50
S. Houston St. def. N. Texas, 71-49

12-30-97 OSU defeated S. Houston St., 75-44
North Texas def. Oral Roberts, 81-72

ALL-TOURNAMENT TEAM

Renee Roberts, Oklahoma State (MVP)
Jennifer Crow, Oklahoma State
Megan Gregg, Oklahoma State
Alicia Ferguson, Sam Houston State
Ashley Norris, North Texas
Jessica Rhoten, Oral Roberts

11-17-01 OSU defeated Tulsa, 70-58
Oklahoma def. Oral Roberts, 73-38
11-18-01 OSU defeated Oral Roberts, 83-52
Oklahoma defeated Tulsa, 75-52

ALL-TOURNAMENT TEAM

Chantoya Hawkins, Oklahoma State (MVP)
Tari Cummings, Oklahoma State
Stacey Dales, Oklahoma
LaNeishea Caulfield, Oklahoma
Alyssa Shriver, Tulsa
Carla Morrow, Tulsa

Jackson Diamond Jewelers'

Cowgirl Classic

11-27-98 UMKC def. New Mexico, 71-61
OSU def. Northwestern State, 88-65
11-28-98 N'Western St. def. UNM, 66-59 (3rd)
OSU def. UMKC, 77-58 (1st)

ALL-TOURNAMENT TEAM

Jennifer Crow, Oklahoma State (MVP)
Nikki Harmon, Oklahoma State
Judy Clark, Northwestern State
Kia Converse, Northwestern State
Jennifer Williams, New Mexico
Kaycee Kapels, UMKC

Cowgirl Classic

12-05-03 Fresno State def. Western Illinois, 64-52
OSU def. Sam Houston State, 76-52
12-06-03 Western Illinois def. Sam Houston St. 69-51 (3rd)
OSU def. Fresno State, 67-60 (1st)

ALL-TOURNAMENT TEAM

Trisha Skibbe, Oklahoma State (MVP)
Nina Stone, Oklahoma State
Aritta Lane, Fresno State
Orinta Kavaliauskaite, Western Illinois
Stacy Allen, Sam Houston State



CONFERENCE TOURNAMENT RESULTS

1976 – Tied for Third at Big Eight Tournament

Feb. 12	L	58-62	vs. Nebraska	Manhattan, Kan.
Feb. 13	W	67-62	vs. Missouri	Manhattan, Kan.

1977 – Seventh at Big Eight Tournament

Jan. 20	L	57-76	vs. Nebraska	Boulder, Colo.
Jan. 21	L	75-85	at Colorado	Boulder, Colo.
Jan. 22	W	73-65	vs. Oklahoma	Boulder, Colo.

1978 – Seventh at Big Eight Tournament

Jan. 5	L	69-95	vs. Kansas State	Lawrence, Kan.
Jan. 6	L	60-70	vs. Iowa State	Lawrence, Kan.
Jan. 7	W	75-69	vs. Colorado	Lawrence, Kan.

1979 – Fifth at Big Eight Tournament

Jan. 18	L	64-86	vs. Kansas State	Lincoln, Neb.
Jan. 19	W	54-41	vs. Iowa State	Lincoln, Neb.
Jan. 20	W	64-49	vs. Colorado	Lincoln, Neb.

1980 – Fifth at Big Eight Tournament

Jan. 17	L	55-56	vs. Kansas	Columbia, Mo.
Jan. 18	W	69-64	vs. Nebraska	Columbia, Mo.
Jan. 19	W	60-54	vs. Oklahoma	Columbia, Mo.

1981 – Eighth at Big Eight Tournament

Jan. 14	L	61-75	vs. Oklahoma	Lawrence, Kan.
Jan. 15	L	49-80	vs. Colorado	Lawrence, Kan.
Jan. 16	L	84-87	vs. Nebraska	Lawrence, Kan.

1982 – Eighth at Big Eight Tournament

Jan. 14	L	57-90	vs. Nebraska	Manhattan, Kan.
Jan. 15	L	58-91	vs. Missouri	Manhattan, Kan.
Jan. 16	L	62-88	vs. Kansas	Manhattan, Kan.

1983 – Tied for Fifth at Big Eight Tournament

Mar. 10	L	64-102	vs. Kansas State	Norman, Okla.
---------	---	--------	------------------	---------------

1984 – Tied for Third at Big Eight Tournament

Mar. 6	W	84-82	NEBRASKA	Stillwater, Okla.
Mar. 9	L	69-94	vs. Missouri	Kansas City, Mo.

1985 – Tied for Fifth at Big Eight Tournament

Mar. 5	L	62-86	KANSAS STATE	Stillwater, Okla.
--------	---	-------	--------------	-------------------

1986 – Tied for Fifth at Big Eight Tournament

Mar. 4	L	50-85	at Oklahoma	Norman, Okla.
--------	---	-------	-------------	---------------

1987 – Tied for Fifth at Big Eight Tournament

Mar. 1	L	69-83	vs. Nebraska	Salina, Kan.
--------	---	-------	--------------	--------------

1988 – Tied for Fifth at Big Eight Tournament

Mar. 5	L	68-79	vs. Colorado	Salina, Kan.
--------	---	-------	--------------	--------------

1989 – Big Eight Conference Runner-up

Mar. 4	W	62-59	vs. Kansas	Salina, Kan.
Mar. 5	W	65-52	vs. Kansas State	Salina, Kan.
Mar. 6	L	92-98	Zot vs. Colorado	Salina, Kan.

1990 – Big Eight Conference Champion

Mar. 3	W	66-65	vs. Kansas	Salina, Kan.
Mar. 4	W	87-78	vs. Oklahoma	Salina, Kan.
Mar. 5	W	72-65	vs. Kansas State	Salina, Kan.

1991 – Big Eight Conference Champion

Mar. 2	W	84-76	vs. Missouri	Salina, Kan.
Mar. 3	W	87-70	vs. Kansas State	Salina, Kan.
Mar. 4	W	74-63	vs. Kansas	Salina, Kan.

1992 – Tied for Fifth at Big Eight Tournament

Mar. 7	L	73-75	vs. Nebraska	Salina, Kan.
--------	---	-------	--------------	--------------

1993 – Tied for Third at Big Eight Tournament

Mar. 6	W	85-70	vs. Oklahoma	Salina, Kan.
Mar. 7	L	64-66	vs. Nebraska	Salina, Kan.

1994 – Tied for Third at Big Eight Tournament

Mar. 5	W	61-51	vs. Kansas State	Salina, Kan.
Mar. 6	L	68-76	vs. Missouri	Salina, Kan.

1995 – Tied for Third at Big Eight Tournament

Mar. 4	W	69-59	vs. Kansas State	Salina, Kan.
Mar. 5	L	58-76	vs. Colorado	Salina, Kan.

1996 – Tied for Third at Big Eight Tournament

Mar. 2	W	67-60	ot vs. Iowa State	Salina, Kan.
Mar. 3	L	59-69	vs. Colorado	Salina, Kan.

1997 – Tied for Ninth at Big 12 Championship

Mar. 4	L	62-68	vs. Baylor	Kansas City, Mo.
--------	---	-------	------------	------------------

1998 – Tied for Third at Big 12 Championship

Mar. 3	W	67-48	vs. Missouri	Kansas City, Mo.
Mar. 4	W	83-69	vs. Nebraska	Kansas City, Mo.
Mar. 5	L	49-53	vs. Texas Tech	Kansas City, Mo.

1999 – Tied for Fifth at Big 12 Championship

Mar. 3	W	70-56	vs. Oklahoma	Kansas City, Mo.
Mar. 4	L	53-59	vs. Kansas	Kansas City, Mo.

2000 – Tied for Fifth at Big 12 Championship

Mar. 7	W	67-59	vs. Kansas State	Kansas City, Mo.
Mar. 8	L	58-93	vs. Iowa State	Kansas City, Mo.

2001 – Tied for Ninth at Big 12 Championship

Mar. 7	L	56-66	vs. Kansas	Kansas City, Mo.
--------	---	-------	------------	------------------

2002 – Tied for Fifth at Big 12 Championship

Mar. 5	W	92-76	vs. Texas A&M	Kansas City, Mo.
Mar. 6	L	56-87	vs. Oklahoma	Kansas City, Mo.

2003 – Tied for Fifth at Big 12 Championship

Mar. 11	W	56-54	vs. Missouri	Dallas, Texas
Mar. 12	L	52-75	vs. Texas Tech	Dallas, Texas

2004 – Tied for Ninth at Big 12 Championship

Mar. 9	L	52-75	vs. Missouri	Dallas, Texas
--------	---	-------	--------------	---------------

2005 – Tied for Ninth at Big 12 Championship

Mar. 8	L	45-60	vs. Nebraska	Dallas, Texas
--------	---	-------	--------------	---------------

2006 – Tied for Ninth at Big 12 Championship

Mar. 7	L	42-61	vs. Texas Tech	Dallas, Texas
--------	---	-------	----------------	---------------

2007 – Tied for Ninth at Big 12 Championship

Mar. 6	L	62-71	vs. Kansas	Oklahoma City
--------	---	-------	------------	---------------

2008 – Second at Big 12 Championship

Mar. 12	W	82-62	vs. Kansas	Kansas City, Mo.
Mar. 13	W	75-72	vs. Texas	Kansas City, Mo.
Mar. 15	L	59-64	vs. Texas A&M	Kansas City, Mo.

CONFERENCE TOURNAMENT RESULTS

2009 – Tied for Fifth at Big 12 Championship

Mar. 12	W	63-57	vs. Texas Tech	Oklahoma City
Mar. 13	L	62-67	vs. Baylor	Oklahoma City

2010 – Tied for Third at Big 12 Championship

Mar. 11	W	76-69	vs. Kansas	Kansas City, Mo.
Mar. 12	W	62-59	vs. Iowa State	Kansas City, Mo.
Mar. 13	L	69-74	vs. Oklahoma	Kansas City, Mo.

2011 – Tied for Ninth at Big 12 Championship

Mar. 8	L	52-75	vs. Texas Tech	Kansas City, Mo.
--------	---	-------	----------------	------------------

The Cowgirls won back-to-back Big Eight Conference Tournament titles in 1990 and 1991.

Althea Cox (left) was named the Most Valuable Player of the 1990 tournament after helping the Cowgirls to wins over Kansas, Oklahoma and Kansas State.



Conference Tournament Most Valuable Players

Althea Cox (1990)
Liz Brown (1991)

Conference All-Tournament Honors

Sharon Voskuhl (1978)
Rhonda Kite (1979)
Kathy Schulz (1984)
Cinette Jordan (1989)
Liz Brown (1989)
Liz Brown (1990)
Althea Cox (1990)
Liz Brown (1991)
Lisa McGill (1991)
Stacy Coffey (1993)
Cheri Edwards (1998)
Danielle Green (2008)
Andrea Riley (2008)
Andrea Riley (2010)



POSTSEASON TOURNAMENT RESULTS

AIAW TOURNAMENT (19-16)

1974	W	51-42	vs. Northwestern (Okla.)	State AIAW Tournament
1974	W	56-54	vs. Northern (Okla.) College	State AIAW Tournament (1st)
1974	W	68-51	vs. Lamar	Regional AIAW Tournament
1974	L	48-74	vs. Stephen F. Austin	Regional AIAW Tournament
1974	W	68-59	vs. Southwest Texas State	Regional AIAW Tournament
1974	L	64-70	vs. Baylor	Regional AIAW Tournament (6th)
Feb. 28, 1975	W	80-58	NORTHEASTERN (OKLA.)	State AIAW Tournament, STILLWATER, OKLA.
Mar. 1, 1975	W	62-57	NORTHWESTERN (OKLA.)	State AIAW Tournament, STILLWATER, OKLA. (1st)
Mar. 7, 1975	W	69-57	vs. Texas A&M	Regional AIAW Tournament, Temple, Texas
Mar. 8, 1975	L	57-103	vs. Wayland Baptist	Regional AIAW Tournament, Temple, Texas
Mar. 8, 1975	L	71-82	vs. Baylor	Regional AIAW Tournament, Temple, Texas (4th)
Feb. 27, 1976	W	68-31	vs. Oklahoma	State AIAW Tournament, Edmond, Okla.
Feb. 28, 1976	W	73-59	vs. Southeastern (Okla.)	State AIAW Tournament, Edmond, Okla.
Feb. 28, 1976	L	71-72	at Central State	State AIAW Tournament, Edmond, Okla. (2nd)
Mar. 8, 1976	L	61-86	at Louisiana State	Regional AIAW Tournament, Baton Rouge, La.
Mar. 9, 1976	L	60-85	at Southern	Regional AIAW Tournament, Baton Rouge, La. (4th)
Mar. 4, 1977	W	45-41	OKLAHOMA	State AIAW Tournament, STILLWATER, OKLA.
Mar. 5, 1977	W	59-51	NORTHEASTERN (OKLA.)	State AIAW Tournament, STILLWATER, OKLA.
Mar. 5, 1977	W	64-47	EAST CENTRAL	State AIAW Tournament, STILLWATER, OKLA. (1st)
Mar. 9, 1977	L	72-85	vs. Louisiana Tech	Regional AIAW Tournament, Monroe, La.
Mar. 10, 1977	L	77-80	vs. Texas	Regional AIAW Tournament, Monroe, La. (4th)
Feb. 24, 1978	L	52-63	vs. Central State	State AIAW Tournament, Tahlequah, Okla.
Feb. 24, 1978	W	112-56	vs. Tulsa	State AIAW Tournament, Tahlequah, Okla.
Feb. 25, 1978	W	60-55	vs. East Central	State AIAW Tournament, Tahlequah, Okla. (5th)
Feb. 22, 1979	W	68-54	vs. Tulsa	State AIAW Tournament, Weatherford, Okla.
Feb. 23, 1979	L	48-53	vs. Oklahoma	State AIAW Tournament, Weatherford, Okla.
Feb. 24, 1979	W	77-71	vs. Northeastern (Okla.)	State AIAW Tournament, Weatherford, Okla. (3rd)
Mar. 8, 1979	L	63-76	vs. Texas	Regional AIAW Tournament, Tulsa, Okla. (4th)
Feb. 21, 1980	L	62-65	vs. Oklahoma	State AIAW Tournament, Norman, Okla.
Feb. 22, 1980	W	74-56	vs. Oklahoma City	State AIAW Tournament, Norman, Okla. (3rd)
Feb. 26, 1981	L	54-69	vs. Oral Roberts	State AIAW Tournament, Oklahoma City, Okla.
Feb. 27, 1981	L	81-89	vs. Oklahoma City	State AIAW Tournament, Oklahoma City, Okla. (4th)
Feb. 25, 1982	W	79-75	vs. Oral Roberts	State AIAW Tournament, Oklahoma City, Okla.
Feb. 27, 1982	W	53-52	vs. Oklahoma	State AIAW Tournament, Oklahoma City, Okla. (1st)
Mar. 11, 1982	L	73-80	vs. Wayland Baptist	Regional AIAW Tournament, Lubbock, Texas (4th)



POSTSEASON TOURNAMENT RESULTS

NCAA TOURNAMENT (7-10)

Mar. 15, 1989	W	93-69	MIAMI, FLA.	1st round, NCAA Tournament, STILLWATER, OKLA.
Mar. 19, 1989	L	78-103	at Louisiana Tech	2nd round, NCAA Tournament, Ruston, La.
Mar. 14, 1990	L	68-77	MICHIGAN	1st round, NCAA Tournament, STILLWATER, OKLA.
Mar. 13, 1991	W	81-80	DEPAUL	1st round, NCAA Tournament, STILLWATER, OKLA.
Mar. 16, 1991	W	96-94 3ot	MICHIGAN STATE	2nd round, NCAA Tournament, STILLWATER, OKLA.
Mar. 21, 1991	L	61-76	vs. Virginia	Sweet 16, NCAA Tournament, Austin, Texas
Mar. 17, 1993	L	71-86	at SW Missouri State	1st round, NCAA Tournament, Springfield, Mo.
Mar. 16, 1994	L	67-75	at Texas	1st round, NCAA Tournament, Austin, Texas
Mar. 16, 1995	L	64-76	vs. Duke	1st round, NCAA Tournament, Tuscaloosa, Ala.
Mar. 15, 1996	W	90-82	vs. Rhode Island	1st round, NCAA Tournament, Athens, Ga.
Mar. 17, 1996	L	55-83	at Georgia	2nd round, NCAA Tournament, Athens, Ga.
March 18, 2007	L	66-70	vs. Bowling Green	1st round, NCAA Tournament, East Lansing, Mich.
March 22, 2008	W	85-73	vs. East Tennessee State	1st round, NCAA Tournament, Des Moines, Iowa
March 24, 2008	W	73-72 ot	vs. Florida State	2nd round, NCAA Tournament, Des Moines, Iowa
March 29, 2008	L	52-67	vs. LSU	Sweet 16, NCAA Tournament, New Orleans, La.
March 20, 2010	W	70-63	vs. Chattanooga	1st round, NCAA Tournament, Tempe, Ariz.
March 22, 2010	L	71-74 ot	vs. Georgia	2nd round, NCAA Tournament, Tempe, Ariz.

WOMEN'S NIT (5-4)

Mar. 15, 1998	W	75-52	RICE	1st round, Women's NIT, STILLWATER, OKLA.
Mar. 17, 1998	L	47-54	at Baylor	2nd round, Women's NIT, Waco, Texas
Mar. 16, 2001	W	79-67	NORTH TEXAS	1st round, Women's NIT, STILLWATER, OKLA.
Mar. 18, 2001	W	71-67	UNLV	2nd round, Women's NIT, STILLWATER, OKLA.
Mar. 21, 2001	L	51-52	Hawaii	Women's WNIT Quarterfinals, Honolulu, Hawaii
Mar. 21, 2009	W	82-72	UT Arlington	1st round, Women's NIT, STILLWATER, OKLA.
March 23, 2009	L	60-61 ot	Arkansas	2nd round, Women's NIT, Fayetteville, Ark.
March 16, 2011	W	81-74	Pepperdine	1st round, Women's NIT, STILLWATER, OKLA.
March 21, 2011	L	71-75	at Wyoming	2nd round, Women's NIT, Laramie, Wyo.

MISCELLANEOUS GAME RECORDS

OVERTIME GAMES (17-32)

W	80-79 (1)	vs. Northwestern	Tonkawa, Okla. (Nov. 17, 1977)
L	50-64 (1)	vs. Oklahoma Christian	Oklahoma City, Okla. (Feb. 3, 1978)
W	68-66 (1)	vs. Oklahoma City	Stillwater, Okla. (Feb. 18, 1982)
L	96-99 (2)	vs. Iowa State	Stillwater, Okla. (Dec. 19, 1982)
L	58-62 (1)	vs. Nebraska-Omaha	Miami, Fla. (Jan. 4, 1983)
L	82-83 (1)	vs. Oklahoma	Stillwater, Okla. (Feb. 16, 1983)
L	75-79 (1)	vs. Missouri	Columbia, Mo. (Jan. 30, 1985)
L	74-85 (1)	vs. Creighton	Stillwater, Okla. (Nov. 30, 1985)
L	72-82 (1)	vs. Oral Roberts	Tulsa, Okla. (Dec. 20, 1986)
L	93-98 (2)	vs. Grambling	Nacogdoches, Texas (Dec. 4, 1987)
L	70-72 (1)	vs. Kansas	Lawrence, Kan. (Jan. 27, 1988)
L	84-85 (1)	vs. Stephen F. Austin	Stillwater, Okla. (Nov. 26, 1988)
L	59-63 (1)	vs. Iowa State	Ames, Iowa (Jan. 28, 1989)
L	86-88 (1)	vs. Iowa State	Stillwater, Okla. (Feb. 18, 1989)
L	92-98 (2)	vs. Colorado	Salina, Kan. (Mar. 6, 1989)
L	60-71 (1)	vs. UMKC	Kansas City, Mo. (Jan. 2, 1990)
L	72-78 (1)	vs. Kansas State	Manhattan, Kan. (Jan. 26, 1991)
W	96-94 (3)	vs. Michigan State	Stillwater, Okla. (Mar. 16, 1991)
L	65-75 (1)	vs. Oklahoma	Stillwater, Okla. (Jan. 26, 1992)
W	66-63 (2)	vs. UMKC	Kansas City, Mo. (Dec. 22, 1992)
L	63-64 (1)	vs. Missouri	Stillwater, Okla. (Feb. 28, 1993)
W	75-73 (1)	vs. Colorado	Stillwater, Okla. (Jan. 30, 1994)
L	55-61 (1)	vs. Iowa State	Ames, Iowa (Feb. 4, 1994)
W	93-90 (1)	vs. Arkansas	Fayetteville, Ark. (Mar. 1, 1994)
L	77-83 (1)	vs. Virginia Tech	San Juan, P.R. (Dec. 21, 1994)
W	86-79 (2)	vs. Oklahoma	Norman, Okla. (Jan. 14, 1996)
L	68-81 (1)	vs. Kansas State	Manhattan, Kan. (Jan. 19, 1996)
W	67-60 (1)	vs. Iowa State	Salina, Kan. (Mar. 2, 1996)
L	76-79 (1)	vs. Kansas	Stillwater, Okla. (Feb. 12, 1997)
L	84-94 (1)	vs. Texas A&M	Stillwater, Okla. (Feb. 15, 1997)
L	66-68 (1)	vs. Louisiana State	Honolulu, Hawaii (Nov. 21, 1997)
L	72-79 (1)	vs. Kansas	Stillwater, Okla. (Feb. 24, 1999)
L	71-74 (1)	vs. Nebraska	Lincoln, Neb. (Feb. 22, 2000)
W	71-63 (1)	vs. Oral Roberts	Tulsa, Okla. (Nov. 17, 2000)
W	58-54 (1)	vs. Alabama	Nassau, Bahamas (Dec. 21, 2000)
W	69-66 (1)	vs. Baylor	Stillwater, Okla. (Feb. 1, 2001)
L	69-73 (1)	vs. Texas	Stillwater, Okla. (Feb. 17, 2001)
L	83-88 (1)	vs. Oklahoma	Norman, Okla. (Feb. 24, 2001)
W	91-87 (1)	vs. Santa Clara	Santa Clara, Calif. (Dec. 18, 2003)
W	88-87 (2)	vs. Texas Tech	Stillwater, Okla. (Jan. 24, 2004)
W	76-70 (1)	vs. Colorado	Stillwater, Okla. (Jan. 22, 2005)
L	68-75 (2)	vs. Tulsa	Stillwater, Okla. (Dec. 3, 2005)
W	73-72 (1)	vs. Florida State	Des Moines, Iowa (March 24, 2008)
L	60-61 (1)	vs. Arkansas	Fayetteville, Ark. (March 23, 2009)
W	73-72 (1)	vs. Texas	Stillwater, Okla. (Feb. 24, 2010)
L	71-74 (1)	vs. Georgia	Tempe, Ariz. (March 22, 2010)
W	74-65 (2)	vs. New Mexico	Albuquerque, N.M. (Nov. 27, 2010)
L	65-71 (1)	vs. Missouri	Columbia, Mo. (Feb. 16, 2011)



MISCELLANEOUS GAME RECORDS

100-POINT GAMES (13-7)

L	103-57	vs. Wayland Baptist	Temple, Texas (Mar. 8, 1975)
W	100-47	vs. Fort Hays State	Enid, Okla. (Nov. 29, 1975)
L	109-65	vs. Phillips	Enid, Okla. (Dec. 8, 1976)
W	103-63	vs. Cowley County CC	Stillwater, Okla. (Dec. 18, 1977)
W	112-56	vs. Tulsa	Tahlequah, Okla. (Feb. 24, 1978)
W	100-64	vs. Cal State-Chico	Chico, Calif. (Jan. 5, 1982)
L	101-87	vs. Nebraska	Stillwater, Okla. (Feb. 19, 1983)
L	102-64	vs. Kansas State	Norman, Okla. (Mar. 10, 1983)
L	108-68	vs. Oklahoma	Norman, Okla. (Feb. 5, 1986)
W	100-70	vs. Oral Roberts	Tulsa, Okla. (Jan. 23, 1989)
L	103-78	vs. Louisiana Tech	Ruston, La. (Mar. 19, 1989)
W	105-52	vs. Md-Baltimore Co.	Miami, Fla. (Jan. 4, 1991)
W	105-31	vs. Oral Roberts	Stillwater, Okla. (Dec. 28, 1992)
W	109-56	vs. Nicholls State	Stillwater, Okla. (Dec. 15, 1996)
W	101-79	vs. Richmond	Nassau, Bahamas (Dec. 22, 1996)
L	106-43	vs. Texas Tech	Lubbock, Texas (Jan. 10, 2004)
W	103-48	vs. Prairie View A&M	Stillwater, Okla. (Dec. 29, 2005)
W	107-36	vs. Central Arkansas	Stillwater, Okla. (Dec. 22, 2007)
W	100-57	vs. Centenary	Stillwater, Okla. (Jan. 6, 2009)
W	100-68	vs. Mercer	Stillwater, Okla. (Dec. 19, 2009)



Andrea Riley sank a free throw with 0.7 seconds left in overtime against Florida State to send the Cowgirls to their second Sweet 16 in 2008.

INDIVIDUAL 30-POINT GAMES

- 51 Donna Ridling vs. Tulsa, 2-24-78
- 45 Andrea Riley vs. Oklahoma, 1-12-08
- 44 Andrea Riley vs. Michigan State, 11-28-09
- 43 Andrea Riley vs. Iowa State, 03-12-10
Andrea Riley vs. Baylor, 01-09-10
- 42 Clinette Jordan vs. Missouri, 1-22-89
- 38 Andrea Riley vs. Baylor, 02-20-10
- 37 Andrea Riley vs. Kansas, 03-11-10
Donna Ridling vs. Tulsa, 11-30-77
Sharon Voskuhl vs. Cowley CC, 12-18-77
- 36 Althea Cox vs. Oklahoma, 3-4-90
Jamie Siess vs. Oklahoma, 1-23-88
Jackie Glosson vs. Nebraska, 1-19-85
- 35 Andrea Riley vs. Southern Miss, 12-19-08
Lisa McGill vs. Houston, 12-31-92
Rhonda Kite vs. Northeastern, 2-24-79
Rhonda Kite vs. Iowa State, 1-19-79
- 34 Toni Young vs. Pepperdine, 03-16-11
Andrea Riley vs. Kansas State, 1-27-08
Whitney Pegram vs. Idaho, 11-25-05
Trisha Skibbe vs. Santa Clara, 12-18-03
Jennifer Crow vs. Colorado, 1-29-00
Clinette Jordan vs. Miami, 3-15-89
- 33 Andrea Riley vs. Texas, 02-24-10
Andrea Riley at Texas Tech, 1-31-09
Andrea Riley at Baylor, 1-17-09
Trisha Skibbe vs. Sam Houston St., 12-5-03
Tari Cummings vs. Washington, 12-19-99
Jackie Glosson vs. Missouri, 1-30-85
Rosie Aldridge vs. Nebraska, 2-10-82
Rosie Aldridge vs. Oral Roberts, 2-25-82
Rosie Aldridge vs. Wayland Bap., 3-11-82
- 32 Andrea Riley vs. Oklahoma, 03-13-10
Andrea Riley vs. Iowa State, 03-03-10
Andrea Riley vs. Iowa State, 1-10-09
Andrea Riley vs. Fresno State, 11-24-07
Whitney Pegram vs. Tulsa, 12-03-05
Lisa McGill vs. Michigan State, 3-16-91
Clinette Jordan vs. Missouri, 2-14-87
Jamie Siess vs. Iowa State, 2-1-86
Kathy Schulz vs. UTEP, 11-17-84
Rhonda Kite vs. Portland State, 1-4-80
Donna Ridling vs. SW Mo. St., 1-11-78
- 31 Toni Young vs. Oklahoma, 03-02-11
Andrea Riley vs. Georgia, 03-22-10
Andrea Riley vs. Texas A&M, 01-31-10
Andrea Riley vs. Texas, 01-20-10
Andrea Riley vs. Kansas State, 01-16-10
Andrea Riley vs. Centenary, 1-06-09
Nina Stone vs. Colorado, 1-22-05
Trisha Skibbe vs. Texas A&M, 1-11-03
Cheri Edwards vs. Baylor, 1-25-97
Clinette Jordan vs. Missouri, 2-21-88
Clinette Jordan vs. Marshall, 1-4-87
Kathy Schulz vs. Texas Chr., 11-23-84

30

- Jackie Glosson vs. Nebraska, 3-6-84
Jackie Glosson vs. Iowa State, 2-28-84
Kathy Schulz vs. Nebraska, 2-22-84
Donna Ridling vs. Texas A&M, 1-3-78
Toni Young vs. Texas Tech, 02-09-11
Andrea Riley vs. Oklahoma, 02-06-10
Andrea Riley vs. Kansas, 01-12-10
Andrea Riley at Kansas State, 2-15-09
Andrea Riley at Missouri, 1-28-09
Andrea Riley vs. Colorado, 2-2-08
Whitney Pegram vs. UAPB, 12-11-05
Nina Stone vs. Baylor, 3-3-04
Nina Stone vs. Texas Tech, 1-24-04
Trisha Skibbe vs. Washington, 11-29-03
Trisha Skibbe vs. Texas A&M, 2-27-02
Jennifer Crow vs. Nebraska, 2-22-00
Jennifer Crow vs. Kansas, 2-6-00
Lisa McGill vs. UMKC, 1-4-92
Clinette Jordan vs. Oklahoma, 1-21-87
Clinette Jordan vs. Southern Cal, 12-5-86
Clinette Jordan vs. Texas Tech, 12-4-86
Jamie Siess vs. Colorado, 1-25-86
Jackie Glosson vs. Colorado, 2-16-85
Kathy Schulz vs. Missouri, 3-9-84
Jackie Glosson vs. Missouri, 1-27-84
Charmaine Johnson vs. Iowa St., 12-19-83


Donna Ridling

HONORS

WNBA DRAFT

2010	Andrea Riley	1st Round (No. 8) Los Angeles Sparks
------	--------------	---

ASSOCIATED PRESS ALL-AMERICAN

2007-08	Andrea Riley (2nd team)
2008-09	Andrea Riley (hm)
2009-10	Andrea Riley (2nd team)

KODAK ALL-AMERICAN

1990-91	Liz Brown (hm)
2007-08	Andrea Riley (hm)

ESPN.COM ALL-AMERICAN

2007-08	Andrea Riley (2nd team)
---------	-------------------------

SPORTS ILLUSTRATED ALL-AMERICAN

2007-08	Andrea Riley (2nd team)
---------	-------------------------

CBSSPORTS.COM ALL-AMERICAN

2007-08	Andrea Riley (3rd team)
---------	-------------------------

BASKETBALL TIMES ALL-AMERICAN

1992-93	Lisa McGill (hm)
---------	------------------

NETSCOUT BASKETBALL ALL-AMERICAN

2009-10	Andrea Riley (3rd team)
---------	-------------------------

NANCY LIEBERMAN AWARD WINNER

2009-10	Andrea Riley
---------	--------------

KODAK DISTRICT V COACH OF THE YEAR

1990-91	Dick Halterman
---------	----------------

KODAK DISTRICT V ALL-AMERICAN

1984-85	Jackie Glosson
1987-88	Jamie Siess
1987-88	Clinette Jordan
1988-89	Clinette Jordan
1989-90	Liz Brown
1990-91	Liz Brown
1991-92	Lisa McGill
1992-93	Lisa McGill
2007-08	Andrea Riley
2008-09	Andrea Riley
2009-10	Andrea Riley

COSIDA ACADEMIC ALL-AMERICA

1998-99	Jennifer Crow (2nd team)
1999-00	Jennifer Crow (1st team)
2007-08	Danielle Green (2nd Team)

COSIDA DISTRICT VI ACADEMIC ALL-AMERICA

1998-99	Jennifer Crow (1st team)
1999-00	Jennifer Crow (1st team)
2002-03	Shelby Hutchens (1st team)
2007-08	Danielle Green (1st team)
2008-09	Megan Byford (2nd team)
2009-10	Megan Byford (1st team)

USA SELECT TEAM

2010	Andrea Riley
------	--------------

U.S. OLYMPIC FESTIVAL

1993	Stacy Coffey
------	--------------

R. WILLIAMS JONES CUP

1994	Stacy Coffey
------	--------------

Andrea Riley was named the 2010 Nancy Liberman Award winner as the nation's top point guard



HONORS

ALL-BIG EIGHT

1978-79	Rhonda Kite (1st team)
1982-83	Charmaine Johnson (2nd team)
1983-84	Kathy Schulz (2nd team)
1984-85	Jackie Glosson (1st team) Kathy Schulz (2nd team)
1985-86	Jamie Siess (1st team)
1986-87	Clinette Jordan (1st team) Jamie Siess (2nd team)
1987-88	Clinette Jordan (1st team) Jamie Siess (1st team)
1988-89	Clinette Jordan (1st team) Liz Brown (2nd team)
1989-90	Liz Brown (1st team) Althea Cox (hm)
1990-91	Liz Brown (1st team) Lisa McGill (2nd team) Jodi Fisher (hm)
1991-92	Lisa McGill (1st team) Paula Breeden (hm)
1992-93	Lisa McGill (1st team) Stacy Coffey (hm) Shea Jackson (hm) Yogi York (hm)
1993-94	Stacy Coffey (1st team)
1994-95	Stacy Coffey (1st team) Amy Scales (hm)
1995-96	Stacy Coffey (1st team) Gina Shaterkina (2nd team) Renee Roberts (hm)

BIG EIGHT SELECT TEAM

1990	Liz Brown
1991	Lisa McGill Paula Breeden

**1980'S BIG EIGHT
ALL-DECADE TEAM**

Clinette Jordan (2nd team)
Jamie Siess (hm)

BIG EIGHT PLAYER OF THE YEAR

1989-90	Liz Brown
1990-91	Liz Brown

**BIG EIGHT
NEWCOMER OF THE YEAR**

1992-93	Stacy Coffey
---------	--------------

BIG 12 ALL-STARS

1999	Jennifer Crow Devon Magness
2002	Shelby Hutchens

ALL-BIG 12

1996-97	Renee Roberts (2nd team) Cheri Edwards (hm)
1997-98	Renee Roberts (hm) Cheri Edwards (hm) Jennifer Crow (hm)
1998-99	Jennifer Crow (3rd team)
1999-00	Jennifer Crow (2nd team)
2000-01	Kara Faulk (hm)
2001-02	Trisha Skibbe (hm)
2002-03	Trisha Skibbe (2nd team)
2003-04	Nina Stone (hm)
2004-05	Nina Stone (hm)
2005-06	Whitney Pegram (hm)
2006-07	Danielle Green (hm) Andrea Riley (hm)
2006-07	Andrea Riley (hm)
2007-08	Andrea Riley (1st team) Maria Cordero (hm) Danielle Green (hm) Taylor Hardeman (hm)
2008-09	Andrea Riley (1st team) Shaunte' Smith (hm)
2009-10	Andrea Riley (1st team) Tegan Cunningham (2nd team)
2010-11	Toni Young (2nd team)

BIG 12 NEWCOMER OF THE YEAR

2003-04	Nina Stone
2005-06	Whitney Pegram

BIG 12 FRESHMAN OF THE YEAR

2006-07	Andrea Riley
---------	--------------



Andrea Riley competed as a member of the USA Select Team in 2010



HONORS

Academic All-Big Eight

1984-85	Kathy Schulz	1st Team
1987-88	Alisa Duncan	1st Team
	Jamie Seiss	1st Team
1988-89	Clinette Jordan	1st Team
	Alisa Duncan	Honor Roll
	Althea Cox	Honor Roll
	Shayla Rounds	Honor Roll
1989-90	Althea Cox	1st Team
1990-91	Althea Cox	1st Team
1991-92	Rachel Brown	Honor Roll
	Sheila Kelley	Honor Roll
1992-93	Stacy Coffey	1st Team
	Amy Scales	1st Team
	Sheila Kelley	Honor Roll
1993-94	Stacy Coffey	1st Team
	Amy Scales	1st Team
1994-95	Stacy Coffey	1st Team
	Regi Smith	1st Team
	Rikki Chronister	Honor Roll
1995-96	Stacy Coffey	1st Team
	Kourtney Bower	1st Team
	Rikki Chronister	1st Team
	Cheri Edwards	Honor Roll

Academic All-Big 12

1996-97	Kourtney Bower	1st Team
	Jennifer Crow	1st Team
	Cheri Edwards	1st Team
	Nikki Harmon	1st Team
1997-98	Kourtney Bower	1st Team
	Jennifer Crow	1st Team
	Cheri Edwards	1st Team
	Nikki Harmon	1st Team
	Sarah Boyd	Honor Roll
1998-99	Kourtney Bower	1st Team
	Jennifer Crow	1st Team
	Kara Faulk	1st Team
	Coleman Smith	1st Team
	Nikki Harmon	Honor Roll
	Devon Magness	Honor Roll
1999-2000	Jennifer Crow	1st Team
	Kara Faulk	1st Team
	Devon Magness	1st Team
2000-2001	Kara Faulk	1st Team
	Shelby Hutchens	1st Team
	Devon Magness	1st Team
	Jessica Spinner	2nd Team
2001-2002	Kara Faulk	1st Team
	Shelby Hutchens	1st Team
	Nikki Lawrence	1st Team
	Terrisha Osborn	2nd Team
2002-2003	Shelby Hutchens	1st Team
	Leah Wahlgren	1st Team
2003-2004	Nicole Campbell	1st Team
	Lori Allen	1st Team

2004-2005	Brittany Dietz	1st Team
	Destanie Sykes	1st Team
	Lynsie Tischhauser	1st Team
2005-2006	Lori Allen	1st Team
	Destanie Sykes	1st Team
	Catherria Turner	2nd Team
2006-2007	Taylor Hardeman	1st Team
	Rashidat Sadiq	1st Team
	Brisa Silva	1st Team
	Destanie Sykes	1st Team
	Christian Hood	2nd Team
2007-2008	Danielle Green	1st Team
	Maria Cordero	2nd Team
	Taylor Hardeman	2nd Team
2007-2008	Megan Byford	1st Team
	Taylor Hardeman	1st Team
	Jennifer Wallenmeyer	1st Team
	Ally Clardy	2nd Team
2008-2009	Megan Byford	1st Team
	Taylor Hardeman	1st Team
	Jennifer Wallenmeyer	1st Team
	Ally Clardy	2nd Team
2009-2010	Megan Byford	1st Team
	Ally Clardy	1st Team
	Tegan Cunningham	2nd Team
2010-11	Lakyn Garrison	1st Team
	Heather Howard	1st Team
	Precious Robinson	1st Team
	Carolyn Blair-Mobley	2nd Team



Kourtney Bower was selected to the academic all-conference team in each of her four seasons at OSU, spanning from 1996-99



GALLAGHER-IBA ARENA RECORDS

TOP 30 OVERALL ATTENDANCE RECORDS

1.	15,050	at Texas Tech	Jan. 10, 2004
2.	14,112	at Texas Tech	Jan. 15, 2000
3.	13,611	vs. Oklahoma	Jan. 12, 2008
4.	13,535	at Texas Tech	Feb. 26, 2005
5.	13,340	at Kansas State	Feb. 15, 2003
6.	13,280	at Texas Tech	Jan. 18, 2003
7.	13,102	at Texas Tech	Jan. 1, 2001
8.	13,023	at Texas Tech	Jan. 23, 2002
9.	12,617	at Texas Tech	Jan. 6, 2007
10.	12,387	at Oklahoma	March 7, 2010
11.	12,205	at Oklahoma	Feb. 23, 2008
12.	12,193	at Oklahoma	Feb. 28, 2009
13.	12,090	at Oklahoma	Feb. 4, 2007
14.	10,588	at Texas Tech	Feb. 14, 2008
15.	10,548	at Iowa State	Feb. 5, 2003
16.	10,227	at Nebraska	Feb. 3, 2010
17.	10,038	at Texas Tech	Feb. 8, 2006
18.	9,982	at Iowa State	Jan. 13, 2007
19.	9,672	at Oklahoma	Feb. 24, 2001
20.	9,530	at Kansas State	Feb. 5, 2005
21.	9,519	at Iowa State	Feb. 2, 2011
22.	9,407	at Iowa State	Feb. 7, 2001
23.	9,321	at Texas	Feb. 8, 1997
24.	9,172	at New Mexico	Nov. 26, 2005
25.	9,004	at SW Missouri State	Mar. 17, 1993

TEAM RECORDS IN GIA

TEAM

Points	109	vs. Nicholls State, 12-15-96
FG	41	vs. Nicholls State, 12-15-96
	41	vs. Oral Roberts, 12-28-92
FGA	87	vs. Phillips, 1-14-84
3FG	14	vs. Texas-Pan American, 01-03-09
3FGA	37	vs. Baylor, 01-09-10
FT	37	vs. DePaul, 3-13-91
FTA	45	vs. Nebraska, 2-28-01
Rebounds	66	vs. Phillips, 1-14-84
Assists	32	vs. Nicholls State, 12-15-96
Blocks	18	vs. Prairie View A&M, 12-29-05
Steals	23	vs. Houston, 12-19-93

INDIVIDUAL

Points	45	by Andrea Riley vs. Oklahoma, 1-12-08
FG	16	by Clinette Jordan vs. Miami, 3-15-89
FGA	34	by Andrea Riley vs. Kansas State, 1-27-08
3FG	6	by Andrea Riley vs. Baylor, 01-09-10
	6	by Taylor Hardeman vs. Iowa State, 01-07-06
	6	by Nina Stone vs. Nicholls State, 11-20-04
	6	by Nina Stone vs. Colorado, 01-22-05
	6	by Jennifer Crow vs. Nicholls State, 12-15-96
	6	by Leslie Day vs. Missouri, 2-22-92
	6	by Shelly Blessing vs. Brigham Young, 11-24-89
3FGA	18	by Andrea Riley vs. Baylor, 01-09-10
FT	17	by Andrea Riley vs. Oklahoma, 1-12-08
FTA	21	by Andrea Riley vs. Oklahoma, 1-12-08
Rebounds	20	by Lisa McGill vs. Nebraska, 2-1-92
Assists	17	by Andrea Riley vs. Mercer, 12-19-09
Blocks	10	by Whitney Pegram vs. Prairie View A&M, 12-29-05
Steals	12	by Stacy Coffey vs. Missouri, 2-28-93

COWGIRL BASKETBALL IN GIA

Year	Record	Pct.
1975-76	8- 0	1.000
1976-77	7- 3	.700
1977-78	10- 4	.714
1978-79	6- 4	.600
1979-80	6- 1	.857
1980-81	9- 3	.750
1981-82	8- 3	.727
1982-83	3- 9	.250
1983-84	9- 2	.818
1984-85	12- 4	.750
1985-86	8- 8	.500
1986-87	7- 4	.636
1987-88	8- 2	.800
1988-89	9- 3	.750
1989-90	11- 4	.733
1990-91	13- 0	1.000
1991-92	6- 5	.545
1992-93	11- 1	.917
1993-94	12- 0	1.000
1994-95	8- 5	.615
1995-96	7- 2	.778
1996-97	7- 4	.636
1997-98	12- 2	.857
1998-99	5- 7	.417
1999-00	7- 5	.583
2000-01	7- 4	.636
2001-02	10- 4	.714
2002-03	4- 8	.250
2003-04	6- 7	.462
2004-05	7- 8	.467
2005-06	5-11	.313
2006-07	13- 4	.765
2007-08	14- 3	.824
2008-09	11- 7	.611
2009-10	14- 3	.824
2010-11	15- 5	.750

ATTENDANCE RECORDS IN GIA

1.	13,611	Oklahoma	Jan. 12, 2008
2.	8,123	Oklahoma	Feb. 8, 2009
3.	7,120	UC Riverside	Nov. 10, 2006
4.	6,477	Oklahoma	March 1, 2003
5.	6,264	Oklahoma	Feb. 6, 2010
6.	6,041	Kansas State	Jan. 27, 2008
7.	5,890	Oklahoma	Jan. 17, 2007
8.	5,840	Iowa State	Feb. 17, 2008
9.	5,695	Oklahoma	Feb. 11, 1996
10.	5,440	Texas Tech	March 1, 2008
11.	5,356	Oklahoma	Feb. 13, 1994
12.	5,132	Texas	Feb. 7, 2004
13.	5,092	Oklahoma	Feb. 10, 2001
14.	4,947	Oklahoma	Feb. 23, 1997
15.	4,756	Oklahoma	Feb. 28, 2004



YEAR-BY-YEAR LEADERS

SCORING

Year	Name	Games	Points	Avg
'74-75	Carol Green	21	360	17.1
'75-76	Terre Reese	23	421	18.3
'76-77	Terre Reese	25	422	16.9
'77-78	Donna Ridling	30	617	20.5
'78-79	Rhonda Kite	27	492	16.9
'79-80	Rhonda Kite	32	548	17.2
'80-81	Kelly Pehrson	30	379	13.1
'81-82	Rosie Aldridge	28	536	19.1
'82-83	Linda Tisdell	27	331	13.0
'83-84	Kathy Schulz	29	591	20.4
'84-85	Jackie Glosson	28	588	21.0
'85-86	Jamie Siess	31	529	17.6
'86-87	Cinette Jordan	28	579	20.1
'87-88	Cinette Jordan	28	491	17.5
'88-89	Cinette Jordan	32	668	20.9
'89-90	Liz Brown	31	405	13.1
'90-91	Lisa McGill	33	488	14.8
'91-92	Lisa McGill	28	463	16.5
'92-93	Lisa McGill	32	580	18.1
'93-94	Stacy Coffey	29	390	13.4
'94-95	Amy Scales	29	356	12.3
'95-96	Gina Shaterkina	30	419	14.0
'96-97	Renee Roberts	27	388	14.4
'97-98	Jennifer Crow	31	407	13.1
'98-99	Jennifer Crow	28	484	17.3
'99-00	Jennifer Crow	30	633	21.1
'00-01	Kara Faulk	31	374	12.1
'01-02	Trisha Skibbe	31	483	15.6
'02-03	Trisha Skibbe	29	497	17.1
'03-04	Trisha Skibbe	26	494	19.0
'04-05	Nina Stone	27	394	14.6
'05-06	Whitney Pegram	28	399	14.3
'06-07	Andrea Riley	30	384	12.8
'07-08	Andrea Riley	35	807	23.1
'08-09	Andrea Riley	32	735	23.0
'09-10	Andrea Riley	34	909	26.7
'10-11	Toni Young	31	479	15.5

REBOUNDING

Year	Name	Games	Rebs	Avg
'74-75	Carol Green	21	210	10.0
'75-76	Terre Reese	23	235	10.2
'76-77	Not Available			
'77-78	Donna Ridling	30	240	8.0
'78-79	Rhonda Kite	27	242	9.0
'79-80	Rhonda Kite	32	253	7.9
	Kelly Pehrson	32	253	7.9
'80-81	Kelly Pehrson	30	206	6.9
'81-82	Rosie Aldridge	28	236	8.4
'82-83	Linda Tisdell	27	205	7.6
'83-84	Jackie Glosson	29	267	9.2
'84-85	Jackie Glosson	28	249	8.9
'85-86	Jamie Siess	31	262	8.5
'86-87	Cinette Jordan	28	263	9.4
'87-88	Cinette Jordan	28	250	8.9
'88-89	Cinette Jordan	32	362	11.3
'89-90	Shea Jackson	31	191	6.2
'90-91	Lisa McGill	33	271	8.2
'91-92	Lisa McGill	28	313	11.2
'92-93	Lisa McGill	32	272	8.5
'93-94	Stacy Coffey	29	196	6.8
'94-95	Gina Shaterkina	29	182	6.3
'95-96	Gina Shaterkina	30	195	6.5
'96-97	Cheri Edwards	27	166	6.1
'97-98	Cheri Edwards	31	202	6.5
'98-99	Jennifer Crow	28	141	5.0
'99-00	Jennifer Crow	30	191	6.4
'00-01	Kara Faulk	31	250	8.1
'01-02	Tari Cummings	31	213	6.9
'02-03	Trisha Skibbe	29	231	8.0
'03-04	Trisha Skibbe	26	202	7.8
'04-05	Christian Hood	27	141	5.2
'05-06	Shaunte' Smith	28	187	6.7
'06-07	Rashidat Sadiq	31	189	6.1
'07-08	Shaunte' Smith	35	316	9.0
'08-09	Shaunte' Smith	33	291	8.8
'09-10	Tegan Cunningham	35	255	7.3
'10-11	Toni Young	31	282	9.1

TOP SEASON PERFORMANCES BY CLASS

Scoring Average

Senior	26.7 by Andrea Riley, 2009-10
Junior	23.0 by Andrea Riley, 2008-09
Sophomore	23.1 by Andrea Riley, 2007-08
Freshman	13.9 by Cinette Jordan, 1985-86

Rebound Average

Senior	11.3 by Cinette Jordan, 1988-89
Junior	11.2 by Lisa McGill, 1991-92
Sophomore	9.4 by Cinette Jordan, 1986-87
Freshman	8.2 by Cinette Jordan, 1985-86

Assist Average

Senior	6.50 by Andrea Riley, 2009-10
Junior	6.06 by Liz Brown, 1989-90
Sophomore	5.84 by Liz Brown, 1988-89
Freshman	4.25 by Liz Brown, 1987-88

Blocked Shot Average

Senior	1.86 by Sheila Hughes, 1987-88
Junior	2.54 by Whitney Pegram, 2005-06
Sophomore	1.93 by Christian Hood, 2004-05
Freshman	1.21 by Christian Hood, 2003-04

Steal Average

Senior	2.90 by Stacy Coffey, 1995-96
Junior	3.59 by Stacy Coffey, 1994-95
Sophomore	4.79 by Stacy Coffey, 1993-94
Freshman	4.22 by Stacy Coffey, 1992-93

Field-Goal Percentage

Senior	.613 by Jodi Fisher, 1990-91
Junior	.586 by Megan Gregg, 1997-98
Sophomore	.541 by Amy Scales, 1993-94
Freshman	.555 by Linda Parrack, 1978-79

Three-Point Field-Goal Percentage

Senior	.514 by Alicia Burke, 1988-89
Junior	.514 by Paula Breden, 1990-91
Sophomore	.364 by Jennifer Crow, 1997-98
Freshman	.433 by Jennifer Crow, 1996-97

Free-Throw Percentage

Senior	.891 by Julie Moser, 1979-80
Junior	.855 by Cheri Edwards, 1996-97
Sophomore	.831 by Traci Wheeler, 1985-86
Freshman	.889 by Liz Brown, 1987-88



ALL-TIME OSU STARTERS (BY YEAR)

1978-79	GP-GS	Pts	Reb
F Tracey Harris, Jr.	27-27	11.0	6.0
F Linda Parrack, Fr.	27-18	10.9	4.6
C Rhonda Kite, Jr.	27-26	16.9	9.0
G Julie Moser, Jr.	27-27	7.0	3.4
G Christy Strong, Jr.	27-26	5.5	3.1

1979-80	GP-GS	Pts	Reb
F Tracey Harris, Sr.	32-29	7.8	4.6
F Linda Parrack, So.	25-23	6.7	4.1
C Rhonda Kite, Sr.	32-32	17.2	7.9
G Julie Moser, Sr.	32-32	9.9	3.3
G Kelly Pehrson, Fr.	32-31	12.2	7.9

1980-81	GP-GS	Pts	Reb
F Charmaine Johnson, So.	29-29	10.4	4.9
F Rae Rippetoe, Fr.	25-21	9.8	4.4
C Diana McCullar, Jr.	28-23	11.9	6.3
G Kelly Pehrson, So.	29-28	13.1	7.1
G Bridget Nixon, Fr.	29-27	6.3	3.3

1981-82	GP-GS	Pts	Reb
F Rosie Aldridge, Jr.	28-28	19.1	8.4
F Barbara Archie, Jr.	21-18	9.9	2.4
C Charmaine Johnson, Jr.	31-31	10.8	6.2
G Bridget Nixon, So.	30-29	11.3	5.1
G Rae Rippetoe, So.	31-20	7.5	4.3

1982-83	GP-GS	Pts	Reb
F Charmaine Johnson, Jr.	27-22	12.9	6.9
F Rae Rippetoe, Jr.	26-25	6.3	4.2
C Linda Tisdell, Jr.	27-24	13.0	7.6
G Christa Troester, Fr.	27-24	8.6	2.2
G Bridget Nixon, Jr.	27-26	8.2	3.6

1983-84	GP-GS	Pts	Reb
F Jackie Glosson, Jr.	29-25	16.7	9.2
F Vicki Johnson, Sr.	29-28	9.2	4.2
F Rae Rippetoe, Sr.	28-25	4.3	4.2
C Kathy Schulz, Jr.	29-29	20.4	7.3
G Candy Hicks, So.	26-22	8.8	2.9

1984-85	GP-GS	Pts	Reb
F Jackie Glosson, Sr.	28-28	21.0	8.9
F Jamie Siess, Fr.	28-28	9.0	3.4
F Denise Derrieux, Sr.	28-15	4.8	4.0
C Kathy Schulz, Sr.	28-27	17.4	7.2
G Lisa Campbell, Jr.	28-28	6.8	3.5

1985-86	GP-GS	Pts	Reb
F Clinette Jordan, Fr.	31-23	13.9	8.2
F Angela East, Jr.	31-24	10.4	4.9
C Cassandra Lesnyk, So.	26-16	7.8	5.0
G Jamie Siess, So.	30-30	17.6	8.7
G Alisa Duncan, Fr.	30-28	6.4	2.7

1986-87	GP-GS	Pts	Reb
F Clinette Jordan, So.	28-28	20.1	9.4
C Sheila Hughes, Jr.	28-18	6.8	6.6
G Jamie Siess, Jr.	28-28	15.3	6.6
G Dahrenda James, Jr.	28-15	5.5	2.3
G Staci Sowards, Fr.	28-13	4.0	2.6

1987-88	GP-GS	Pts	Reb
F Clinette Jordan, Jr.	28-28	17.5	8.9
C Sheila Hughes, Sr.	28-28	9.0	7.1
G Jamie Siess, Sr.	28-27	16.8	6.2
G Liz Brown, Fr.	28-28	8.3	3.1
G Alisa Duncan, Jr.	28-23	7.0	2.0

1988-89	GP-GS	Pts	Reb
F Clinette Jordan, Sr.	32-32	20.9	11.3
C Jodi Fisher, So.	32-30	3.4	3.3
G Liz Brown, So.	32-32	12.1	2.7
G Althea Cox, So.	32-32	8.8	3.8
G Alisa Duncan, Sr.	32-32	8.0	3.7

1989-90	GP-GS	Pts	Reb
F Shelly Blessing, Jr.	31-29	10.6	4.4
F Jodi Fisher, Jr.	31-18	7.7	5.0
C Shea Jackson, Fr.	31-30	7.6	6.2
G Liz Brown, Jr.	31-31	13.1	4.0
G Althea Cox, Jr.	31-25	12.9	4.8

1990-91	GP-GS	Pts	Reb
F Lisa McGill, So.	33-22	14.8	8.2
F Shelly Blessing, Sr.	33-22	9.7	3.6
C Jodi Fisher, Sr.	33-33	10.9	5.8
G Althea Cox, Sr.	32-28	9.5	2.5
G Liz Brown, Sr.	33-33	11.9	3.5

1991-92	GP-GS	Pts	Reb
F Lisa McGill, Jr.	28-25	16.5	11.2
F Susanne Rosson, Sr.	28-21	8.4	3.5
C Shea Jackson, Jr.	26-24	7.4	6.9
G Paula Breeden, Sr.	28-28	11.3	3.3
G Kim Mahn, Jr.	28-16	6.0	2.6

1992-93	GP-GS	Pts	Reb
F Lisa McGill, Sr.	32-32	18.1	8.5
F Amy Scales, Fr.	32-32	5.3	3.4
G Stacy Coffey, Fr.	32-32	10.6	5.1
G Yogi York, Fr.	31-31	4.7	4.7
G Regi Briley, So.	32-32	5.3	2.5

1993-94	GP-GS	Pts	Reb
G Stacy Coffey, So.	29-29	13.4	6.8
F Amy Scales, So.	28-27	9.1	3.9
F Cheri Westervelt, Fr.	29-26	8.7	5.3
G Yogi York, So.	29-28	9.6	6.0
G Regi Smith, Jr.	29-20	6.6	2.2

1994-95	GP-GS	Pts	Reb
F Amy Scales, Jr.	29-28	12.3	4.9
C Gina Shaterkina, Jr.	29-19	9.2	6.3
G Stacy Coffey, Jr.	27-26	11.4	5.4
G Yogi York, Jr.	29-29	9.0	5.1
G Regi Smith, Sr.	29-29	7.1	2.5

1995-96	GP-GS	Pts	Reb
F Renee Roberts, So.	30-30	12.3	4.7
F Misty Wensler, Sr.	28-22	6.0	3.3
C Gina Shaterkina, Sr.	30-30	14.0	6.5
G Rikki Chronister, Sr.	30-30	4.3	2.4
G Stacy Coffey, Sr.	30-30	11.5	4.8

ALL-TIME OSU STARTERS (BY YEAR)

1996-97	GP-GS	Pts	Reb
F Renee Roberts, Jr.	27-27	14.4	4.7
F Cheri Edwards, Jr.	27-27	14.1	6.1
C Kelly Folsom, Sr.	27-23	4.3	5.4
G Kourtney Bower, So.	27-25	4.0	2.4
G Sarah Boyd, Jr.	27-18	8.4	3.4

1997-98	GP-GS	Pts	Reb
F Cheri Edwards, Sr.	31-31	12.1	6.5
F Renee Roberts, Sr.	31-31	10.2	5.7
C Devon Magness, Fr.	31-31	9.6	5.7
G Jennifer Crow, So.	31-31	13.1	5.0
G Sara Jackson, So.	31-29	4.7	2.5

1998-99	GP-GS	Pts	Reb
F Nikki Harmon, Sr.	28-27	8.9	4.7
F Megan Gregg, Sr.	28-23	9.3	4.5
C Devon Magness, So.	27-17	5.9	4.1
G Kourtney Bower, Sr.	28-27	3.4	3.5
G Jennifer Crow, Jr.	28-28	17.3	5.0

1999-2000	GP-GS	Pts	Reb
F Taya Releford, Jr.	29-16	5.4	3.5
C Jessica Bates, So.	28-14	6.5	5.2
G Shelby Hutchens, Fr.	30-23	6.5	2.7
G Chantoya Hawkins, Fr.	30-28	11.3	3.4
G Jennifer Crow, Sr.	30-30	21.1	6.4

2000-2001	GP-GS	Pts	Reb
F Kara Faulk, Jr.	31-29	12.1	8.1
C Trisha Skibbe, Fr.	31-17	7.9	4.7
G Shelby Hutchens, So.	31-30	6.9	3.3
G Machel Roberts, Jr.	31-20	4.4	2.6
G Jessica Spinner, Jr.	31-21	6.7	2.6

2001-2002	GP-GS	Pts	Reb
F Tari Cummings, Sr.	31-31	13.1	6.9
F Terrisha Osborn, Sr.	31-29	5.9	3.4
C Trisha Skibbe, So.	31-26	15.6	6.8
G Shelby Hutchens, Jr.	31-18	5.2	1.9
G Chantoya Hawkins, Jr.	31-31	8.4	3.5

2002-2003	GP-GS	Pts	Reb
F Lori Allen, Fr.	29-18	4.5	3.1
F Shelby Hutchens, Sr.	29-28	5.7	3.4
C Trisha Skibbe, Jr.	29-29	17.1	8.0
G Chantoya Hawkins, Sr.	29-23	7.2	3.4
G Meghan Craig, Fr.	29-23	8.2	3.0

2003-2004	GP-GS	Pts	Reb
F Eliz Gomes, Jr.	28-28	8.0	4.5
F Destanie Sykes, Fr.	28-18	2.9	2.6
C Trisha Skibbe, Sr.	26-26	19.0	7.8
G Nina Stone, Jr.	28-26	12.1	3.9
G Deidra Johson, Sr.	25-14	2.1	2.0

2004-2005	GP-GS	Pts	Reb
F Taleesha Conder, Fr.	27-16	11.0	4.5
F Destanie Sykes, So.	27-16	6.2	4.8
C Christian Hood, So.	27-14	6.9	5.2
G Nina Stone, Sr.	27-27	14.6	5.0
G Devry McDonald, So.	27-27	5.8	2.9

2005-2006	GP-GS	Pts	Reb
F Shaunte' Smith, Fr.	28-25	10.8	6.7
F Destanie Sykes, Jr.	28-20	4.2	6.6
C Whitney Pegram, Jr.	28-25	14.3	4.8
G Brisa Silva, Jr.	28-18	7.6	2.0
G Catharina Turner, Sr.	21-19	6.4	2.6

2006-2007	GP-GS	Pts	Reb
F Rashidat Sadiq, Sr.	31-31	12.7	6.1
F Shaunte' Smith, So.	31-22	5.6	5.0
F Dominique Chism, Jr.	31-17	4.9	4.7
G Andrea Riley, Fr.	30-30	12.8	3.1
G Danielle Green, Jr.	31-31	11.7	6.1

2007-2008	GP-GS	Pts	Reb
F Shaunte' Smith, Jr.	35-35	9.3	9.0
C Maria Cordero, Sr.	35-34	9.3	6.0
G Taylor Hardeman, Jr.	35-35	7.2	2.4
G Andrea Riley, So.	35-35	23.1	3.7
G Danielle Green, Sr.	35-35	13.4	7.4

2008-2009	GP-GS	Pts	Reb
F Shaunte' Smith, Sr.	33-33	12.0	8.8
F Tegan Cunningham, Jr.	33-32	10.7	4.5
C Megan Byford, Jr.	31-18	4.6	5.1
G Taylor Hardeman, Sr.	33-33	6.3	3.1
G Andrea Riley, Jr.	33-33	23.0	4.2

2009-2010	GP-GS	Pts	Reb
F Toni Young, Fr.	35-16	7.0	6.3
F Tegan Cunningham, Sr.	35-35	16.7	7.3
C Megan Byford, Sr.	35-20	3.1	4.4
G Lakyn Garrison, Jr.	35-28	5.1	1.9
G Andrea Riley, Sr.	34-34	26.7	3.4

2010-2011	GP-GS	Pts	Reb
F Toni Young, So.	31-30	15.5	9.1
C Vicky McIntyre, Fr.	31-17	11.2	5.5
G Tiffany Bias, Fr.	32-31	9.7	2.8
G Carolyn Blair-Mobley, Jr.	32-22	2.5	2.6
G Lakyn Garrison, Sr.	32-27	7.3	1.6



OSU's 2007-08 NCAA Sweet 16 Team



YEAR-BY-YEAR STATISTICS

Year	Rec.	FGM-FGA	Pct.	3 Pt FGM-FGA	3 pt. Pct.	FTM-FTA	Pct.	Reb.	Avq.	PF	Pts.	Avq.
1977-78	17-14	842-2025	.415	—	—	418-613	.662	1165	37.5	528	2097	67.6
	Opp.	792-2080	.380	—	—	351-558	.629	1134	36.5	668	1903	61.3
1978-79	17-10	727-1673	.434	—	—	338-513	.658	1173	43.4	451	1792	66.4
	Opp.	686-1726	.397	—	—	272-427	.637	1015	37.6	508	1644	60.9
1979-80	19-13	862-1877	.459	—	—	407-612	.665	1289	40.3	497	2129	66.5
	Opp.	851-2113	.402	—	—	314-464	.676	1235	38.6	592	2016	63.0
1980-81	15-15	787-1775	.443	—	—	472-685	.689	1240	42.8	564	2046	70.6
	Opp.	866-1939	.447	—	—	422-620	.681	1232	42.5	627	2154	74.3
1981-82	18-13	939-2109	.445	—	—	405-634	.639	1342	43.3	684	2283	73.6
	Opp.	829-2053	.408	—	—	527-786	.670	1344	43.4	589	2185	70.5
1982-83	4-23	725-1759	.412	—	—	332-512	.648	1058	39.2	565	1782	66.0
	Opp.	791-1716	.461	—	—	440-663	.664	1304	48.2	533	2021	74.9
1983-84	18-11	832-1840	.452	—	—	459-651	.705	1239	42.7	540	2123	73.2
	Opp.	850-1823	.466	—	—	394-596	.661	1105	38.1	610	2094	72.2
1984-85	17-11	772-1672	.462	—	—	487-640	.761	1066	38.1	441	2031	72.5
	Opp.	812-1814	.448	—	—	282-433	.651	1018	36.4	591	1906	68.1
1985-86	13-18	762-1768	.431	—	—	525-786	.668	1247	40.2	539	2049	66.1
	Opp.	903-2120	.426	—	—	361-564	.640	1310	42.3	694	2167	69.9
1986-87	16-12	813-1805	.450	—	—	433-636	.681	1157	41.3	580	2059	73.5
	Opp.	788-1766	.446	—	—	412-614	.671	1096	39.1	577	1988	71.0
1987-88	17-11	817-1776	.460	67-165	.406	484-701	.690	1157	41.3	499	2185	78.0
	Opp.	779-1794	.434	89-223	.399	327-499	.655	1040	37.1	567	1974	70.5
1988-89	20-12	922-2051	.450	131-352	.372	532-762	.698	1297	40.0	582	2507	78.3
	Opp.	896-2136	.420	77-258	.299	424-607	.699	1359	42.5	668	2293	71.7

YEAR-BY-YEAR STATISTICS

Year	Rec.	FGM-FGA	Pct.	3 Pt FGM-FGA	3 pt. Pct.	FTM-FTA	Pct.	Reb.	Avq.	PF	Pts.	Avq.
1989-90	20-11	821-1982	.414	114-341	.334	509-688	.740	1232	39.7	588	2265	73.1
	Opp.	829-1871	.443	64-182	.352	417-627	.665	1214	39.2	614	2139	69.0
1990-91	27-6	954-2045	.467	111-341	.326	539-721	.748	1301	39.4	617	2558	77.5
	Opp.	801-1982	.404	91-333	.273	419-661	.634	1250	37.9	630	2112	64.0
1991-92	11-17	682-1635	.417	119-355	.335	343-514	.667	1114	39.8	480	1826	65.2
	Opp.	739-1812	.408	114-328	.348	325-476	.683	1129	40.3	529	1917	68.5
1992-93	23-9	766-1920	.399	124-444	.279	517-778	.665	1276	39.9	672	2173	67.9
	Opp.	675-1686	.400	101-348	.290	445-702	.634	1216	38.0	677	1896	59.3
1993-94	20-9	729-1777	.410	106-343	.309	467-683	.684	1075	37.1	552	2031	70.0
	Opp.	684-1653	.414	96-339	.283	405-593	.683	1200	41.4	616	1869	64.4
1994-95	17-12	685-1602	.428	101-290	.348	510-749	.681	1069	36.9	600	1981	68.3
	Opp.	686-1666	.412	117-406	.288	389-600	.648	1114	38.4	665	1878	64.8
1995-96	20-10	728-1668	.436	96-334	.287	456-653	.698	1039	34.6	516	2008	66.9
	Opp.	689-1693	.407	101-338	.299	353-503	.702	1100	36.7	582	1832	61.1
1996-97	15-12	685-1560	.439	125-343	.364	452-636	.711	1055	39.1	521	1947	72.1
	Opp.	635-1595	.398	99-340	.291	348-538	.647	1034	38.3	550	1717	63.6
1997-98	20-11	737-1684	.438	116-337	.344	539-795	.678	1220	39.4	580	2129	68.7
	Opp.	649-1788	.363	127-411	.309	406-600	.677	1125	36.3	645	1831	59.1
1998-99	13-15	600-1462	.410	99-322	.307	480-638	.752	1001	35.8	559	1779	63.5
	Opp.	624-1551	.402	113-364	.310	437-613	.713	981	35.0	542	1798	64.2
1999-2000	14-16	719-1799	.400	161-526	.306	493-658	.749	1161	38.7	540	2092	69.7
	Opp.	735-1793	.410	176-480	.367	438-596	.735	1135	37.8	594	2084	69.5
2000-2001	16-15	682-1830	.373	154-512	.301	470-688	.683	1239	40.0	527	1988	64.1
	Opp.	765-1928	.397	147-459	.320	361-533	.677	1268	40.9	640	2038	65.7
2001-2002	16-15	690-1725	.394	150-498	.301	555-751	.739	1136	36.6	451	2065	66.6
	Opp.	791-1826	.433	132-419	.315	298-415	.718	1116	36.0	636	2012	64.9



YEAR-BY-YEAR STATISTICS

Year	Rec.	FGM-FGA	Pct.	3 Pt FGM-FGA	3 pt. Pct.	FTM-FTA	Pct.	Reb.	Avg.	PF	Pts.	Avg.
2002-2003	8-21	598-1682	.356	116-406	.286	358-502	.713	998	34.4	565	1670	57.6
	Opp.	746-1719	.434	141-422	.334	410-588	.697	1234	42.6	488	2043	70.4
2003-2004	8-20	589-1507	.391	115-379	.303	342-475	.720	967	34.5	494	1635	58.4
	Opp.	725-1711	.424	163-461	.354	367-525	.699	1085	38.8	462	1980	70.7
2004-2005	7-20	583-1499	.389	103-340	.303	294-413	.712	945	35.0	474	1563	57.9
	Opp.	645-1501	.430	131-395	.332	339-504	.673	968	35.9	408	1760	65.2
2005-2006	6-22	611-1599	.382	136-442	.308	277-476	.582	1047	37.4	434	1635	58.4
	Opp.	641-1638	.391	196-557	.352	310-435	.713	1116	39.9	456	1788	63.9
2006-2007	20-11	784-1867	.420	148-485	.305	484-708	.684	1322	42.6	550	2200	71.0
	Opp.	647-1715	.365	148-508	.291	352-541	.651	1100	35.5	617	1794	57.9
2007-2008	27-8	941-2197	.428	200-641	.312	563-814	.692	1534	43.8	593	2645	75.6
	Opp.	795-2137	.372	198-681	.291	348-531	.655	1326	37.9	704	2136	61.0
2008-09	17-16	827-2034	.407	203-642	.316	476-679	.701	1313	39.8	581	2333	70.7
	Opp.	764-2002	.382	194-609	.319	402-581	.692	1346	40.8	597	2124	64.4
2009-10	24-11	912-2240	.407	209-674	.310	509-707	.720	1445	41.3	623	2542	72.6
	Opp.	810-2118	.382	248-799	.310	481-663	.725	1390	39.7	614	2349	67.1
2010-11	17-15	816-2017	.405	166-577	.288	363-574	.634	1354	42.3	577	2162	67.6
	Opp.	654-1796	.364	226-680	.332	407-599	.679	1216	38.0	545	1941	60.7

ALL-TIME COWGIRLS

NAME	NUMBER(S)	POSITION	HEIGHT	HOMETOWN	YEARS	LETTERS
Kim Akers		G	5-4	Ralston, Okla.	1973-75	
Rosie Aldridge	20	F	5-9	Pittsburg, Texas	1981-83	*
Edie Allen	23, 30	G	5-7	Tulsa, Okla.	1977-78	
Lori Allen	2	G	5-10	Moore, Okla.	2002-06	**
Barbara Archie	33	F	5-9	Alvin, Texas	1981-82	*
Catina Barnes	44	G	5-10	Bartlesville, Okla.	1999-2000	*
Jessica Bates	12	C	6-2	Owasso, Okla.	1998-2002	****
Kelly Battles	34	F	5-9	Gotebo, Okla.	1977-78	
Colleen Bergin	40	F	5-9	Omaha, Neb.	1982-84	**
Tiffany Bias	3	G	5-6	Andover, Kan.	2010-Pres.	*
Carolyn Blair-Mobley	5	G	5-10	St. Paul, Minn.	2009-11	**
Shelly Blessing	52	F	5-11	Indianola, Okla.	1988-91	***
Shanice Bottoms	35	G	5-7	Midwest City, Okla.	1992-93	*
Kourtney Bower	10	G	5-7	Midwest City, Okla.	1995-99	****
Sarah Boyd	12	G	5-9	Pryor, Okla.	1994-98	****
Roxi Bratcher		G	5-6	Jet, Okla.	1975-76	
Paula Breedon	34	G	5-6	Ada, Okla.	1988-92	****
Cynda Brock	31	G	5-6	Rogers, Ark.	1997-99	**
Shawnette Brock	54	F	6-0	Standardsville, Va.	1991-92	*
Jenny Brown	50	C	6-1	Pleasanton, Neb.	2002-03	*
Kristy Brown	21	F	5-9	Jenks, Okla.	1976-77	
Liz Brown	40	G	5-5	Roff, Okla.	1987-91	****
Rachel Brown	12	G	5-5	Holdenville, Okla.	1990-93	**
Jenni Bryan	11	G/F	5-9	Coweta, Okla.	2010-Pres.	*
Lisa Buck	44	G	5-8	Edmond, Okla.	1993-94	*
Janet Burger	15	G	5-4	Del City, Okla.	1976-78	
Alicia Burke	35	G	5-9	Inola, Okla.	1988-89	*
Dawn Burnett	42	C	6-2	Tulsa, Okla.	1994-95	*
Michele Burrell	54	F	5-9	Edmond, Okla.	1983-84	*
Megan Byford	33	C	6-2	Bray, Okla.	2007-10	***
Kim Calame	33	C	6-0	Oklahoma City, Okla.	1975-78	
Lisa Campbell	21	G	5-8	Memphis, Tenn.	1984-85	*
Lisa Campbell	44	F	5-8	Stillwater, Okla.	1977-78	
Nicole Campbell	34	C	5-11	Lawton, Okla.	2002-04	**
Dominique Chism	1	F	6-1	Dallas, Texas	2007	*
Rikki Chronister	11	G	5-3	Arkoma, Okla.	1994-96	**
Kim Cipich	14	F	5-10	Tulsa, Okla.	1981-82	
Ally Clardy	11	G	5-6	Argyle, Texas	2007-10	****
Stacy Coffey	30	F	5-10	Okarche, Okla.	1992-96	****
Kenzie Cole	14	G	5-8	Brook, Texas	2003-04	*
Lou Ann Cole	44	C	6-2	Morris, Okla.	1988-89	*
Sonya Combs	31	F	6-1	Oklahoma City, Okla.	1985-87	*
Kari Conner	12	F	5-7	Guyton, Okla.	1982-83	*
Taleesha Conder	13	F	6-0	Alva, Okla.	2004-05	*
Gail Cooks	10	G	5-6	Tecumseh, Okla.	1986-87	
Maria Cordero	24	C	6-3	Santa Barbara, Calif.	2006-08	**
Althea Cox	10, 15	G	5-7	Hugo, Okla.	1987-91	****
Meghan Craig	11	G	5-10	Oklahoma City, Okla.	2002-03	*
Jennifer Crow	34	G	5-9	Corn, Okla.	1996-2000	****
Carissa Crutchfield	24	G	5-6	Fort Gibson, Okla.	2010-Pres.	*
Tari Cummings	11	F	5-10	Pocola, Okla.	2000, 2002	**
Tegan Cunningham	1	F	6-1	Melbourne, Aust.	2008-10	**
Ronda Daniels	30	F	6-2	Clifton, Kan.	1986-88	**
Julie Dawson	10	G	6-0	Arnett, Okla.	2001-02	*
Leslie Day	10, 20	G	5-4	Okmulgee, Okla.	1991-95	****
Denise Derrieux	55	C	6-1	Hannibal, Mo.	1983-85	**
Brittany Dietz	10	G	5-6	Osborne, Kan.	2003-05	**
Natasha Doh	21	G	5-9	Oklahoma City, Okla.	2007	*
Jazmyrn Dorsett	33	G	5-11	Frisco, Texas	2010-11	*
Kristie Douglas	20	F	5-9	Macon, Mo.	1996-98	*
Marla Douglass	33	G	5-7	Mountain Grove, Mo.	1983-85	**
Alisa Duncan	13	G	5-8	Crescent, Okla.	1985-89	****
Angela East	11	F	6-0	Friendship, Tenn.	1985-86	*
Cheri Edwards	32	F	6-3	Tecumseh, Okla.	1993-98	****
Lori Estenson	32	F	5-10	Golden, Colo.	1984-85	
Kitty Ezell	25	G	5-5	Tulsa, Okla.	1995-96	
Kara Faulk	11, 22	F	5-11	Sapulpa, Okla.	1998-2002	****
Jodi Fisher	14, 44	F	6-1	Cheyenne, Okla.	1987-91	****
Keuna Flax	22	G	5-9	Dallas, Texas	2009-11	
Kelly Folsom	50	C	6-2	Stillwater, Okla.	1995-97	*



ALL-TIME COWGIRLS

NAME	NUMBER(S)	POSITION	HEIGHT	HOMETOWN	YEARS	LETTERS
Cathy Forsyth		G	5-5	Lamont, Okla.	1975-76	
Amanda Foster	24	F	6-3	Utica, Kan.	2005-06	*
Gloria Foster		G	5-3	Midwest City, Okla.	1974-75	
Sandy Fowler		G	5-4	Roosevelt, Okla.	1974-75	
Christie Frazier	40, 55	C	5-11	Hominy, Okla.	1977-79	*
Debbie Fry	20	F	5-7	Sperry, Okla.	1977-78	
Lakyn Garrison	00	G	5-5	Wickes, Ark.	2009-11	**
Sandra Gibson		G	5-6	Mariow, Okla.	1976-77	
Jackie Glosson	23, 42	F	5-11	Milwaukee, Wis.	1983-85	**
Eliz Gomes	50	C	6-4	Sao Paulo, Brazil	2003-05	**
Nataly Gray	12, 3	G	5-7	Stillwater, Okla.	2004-06	
Carol Green		F	5-8	Manchester, Okla.	1974-75	
Danielle Green	31	G	5-8	Philadelphia, Pa.	2006-08	**
Megan Gregg	43	F	6-1	Beaver, Okla.	1997-99	**
Holly Grenier	20, 50	C	5-11	Jenks, Okla.	1975-78	
Lola Guy	12	G	5-5	Oklahoma City, Okla.	1985-86	
Lori Hagood	25	F	5-10	Yuba, Okla.	1988-90	*
Tammie Hale	21	F	6-0	Sterling, Okla.	1979-82	***
Katie Haliburton	42	G	5-9	Amarillo, Texas	1999-2001	*
Lora Hannah	33	F	5-5	Oklahoma City, Okla.	1982-83	
Mary Hansen	54	G	5-11	Calumet, Okla.	1982-83	
Nikki Harmon	22	F	5-11	Alva, Okla.	1995-99	****
Taylor Hardeman	12	G	5-10	Norman, Okla.	2005-09	****
Carla Harper	32	G	5-8	Spearman, Texas	1979-80	
Tracey Harris	33	F	5-10	Dale, Okla.	1978-80	**
Kelsey Hatcher	3	G	5-10	Little Rock, Ark.	2009	*
Chantoya Hawkins	32	G	5-5	Raytown, Mo.	1999-03	****
Jamie Hawkins	34	C	6-3	Bristow, Okla.	2001-02	
Pat Haworth		G	5-6	Jennings, Okla.	1974-76	
Sarah Haxel	51	F	6-2	Quincy, Ill.	1992-95	***
Carolyn Hays		G	5-7	Grove, Okla.	1974-75	
Carla Heinrichs	35	F	5-8	Enid, Okla.	1977-78	
Irenetta Henley	24	G	5-9	St. Louis, Mo.	1984-85	*
Jennifer Hepner	42	F	6-1	Guymon, Okla.	1986-90	***
Kristin Hernandez	5	G	5-9	Duncanville, Texas	2007-09	**
Stephanie Herren	32	F	6-0	Sapulpa, Okla.	1981-83	**
Stephanie Hester	32	G	5-7	Cushing, Okla.	1998-99	*
Candy Hicks	12	G	5-6	Macon, Mo.	1983-84	
Gina Higgins	10, 11	G	5-6	Frederick, Okla.	1976-78	
Christian Hood	15	C	6-5	Hutchinson, Kan.	2003-07	****
Heather Howard	13	F	6-3	Shawnee, Mission, Kan.	2009-Pres.	**
Karlie Howerton	33	G	5-7	Newkirk, Okla.	2004-05	*
Sheila Hughes	24	C	6-4	Milwaukee, Wis.	1986-88	**
Shelby Hutchens	20,3	G	5-10	Stillwater, Okla.	1999-03	****
Marjorie Jackson		G	5-5	Bartlesville, Okla.	1974-75	
Sara Jackson	15	G	5-4	Junction City, Kan.	1996-98	**
Shelly Jackson	33	G	5-9	Ardmore, Okla.	1995-99	***
Shea Jackson	33	C	6-1	Hugo, Okla.	1989-93	****
Dahrenda James	22	G	5-7	Morrison, Okla.	1984-88	****
Ashley Jappa	22	F	6-2	Kansas City, Kan.	2009	*
Desiree Jeffries	32	G	5-11	Del City, Okla.	2009-Pres.	*
Barbara Johnson	20	C	6-3	Duncan, Okla.	1980-81	
Charmaine Johnson	23	F	6-0	Oklahoma City, Okla.	1979-83	****
Deidra Johnson	33	G	5-6	Waldo, Ark.	2002-04	**
Joyce Johnson	52	F	6-0	St. Louis, Mo.	1984-85	
Maxlyn Johnson		C	5-10	Elk City, Okla.	1974-75	
Reba Johnson	25	C	6-0	Ardmore, Okla.	1997-2001	****
Vicki Johnson	31	F	5-10	Jones, Okla.	1982-84	**
Cinette Jordan	23	F	6-0	Oklahoma City, Okla.	1985-89	****
Pam Kalka	10	G	5-7	Davenport, Okla.	1976-77	
Erica Kappel	3	G	5-8	Claremore, Okla.	2004-05	
Wendy Kautz	22	G	5-8	Stillwater, Okla.	1980-82	*
Sarah Kee	0	G	5-6	Beaver, Okla.	1995-96	*
Nicki Keele		G	5-4	Creasant, Okla.	1974-75	
Lindsey Keller	25	C	6-2	Goddard, Kan.	2009-Pres.	**
Sheila Kelley	50	F	6-2	Salisbury, Mo.	1990-93	**
Tammy Kenyon	12	F	5-10	Tahlequah, Okla.	1978-79	*
Rhonda Kite	55	C	6-0	Panama, Okla.	1978-80	**
Debbie Knapp	32	G	5-5	Seminole, Okla.	1983-84	
Rita Kollo	34	F	6-0	Budapest, Hungary	2007	*

ALL-TIME COWGIRLS

NAME	NUMBER(S)	POSITION	HEIGHT	HOMETOWN	YEARS	LETTERS
Susie Kramer	40	F	5-11	Deer Park, Texas	1979-81	**
Teresa Kroecker	31	G	5-10	Enid, Okla.	1999-2000	*
Pepper Kroll	43	F	6-3	Tulsa, Okla.	1996-97	
Ruby Lancaster		G	5-4	Bixby, Okla.	1974-75	
Emily Lanie	20, 10	G	5-5	Wakita, Okla.	1998-2000	**
Nikki Lawrence	54	F	6-1	Montreal, Can.	2000-2002	**
Shea Lee	34	F	5-7	Checotah, Okla.	1992-94	**
Barbara Lesnyk	50	F	6-0	Goffstown, N.H.	1985-86	
Cassandra Lesnyk	51	C	6-5	Goffstown, N.H.	1985-86	
Ashley Lindsey	21	F	6-0	Kingfisher, Okla.	2001-02	*
Ruthie List	15					
Susan Loftin	21, 32	F	5-10	Wynnewood, Okla.	1975-78	
Brenda Lunsford		F	5-8	Winnipeg, Canada	1974-75	
Devon Magness	45	C	6-7	Purcell, Okla.	1996-2001	***
Kathy Maher	55	F	5-11	Ardmore, Okla.	1980-83	***
Kim Mahn	13	G	5-9	Desoto, Mo.	1989-93	****
Debbie Mangrum	11	G	5-7	Owasso, Okla.	1978-79	*
Becky Martin	11	G	5-5	Harrah, Okla.	1977-78	
Stephanie Matthews	30	F	6-1	Elmore City, Okla.	1984-85	
Diana McCullar	32	C	6-1	Wilburton, Okla.	1980-81	*
Devry McDonald	11	G	5-9	Beaver, Okla.	2004-05	
Lisa McGill	32	C	6-0	Dallas, Texas	1989-93	****
Vicky McIntyre	34	C	6-6	Omaha, Neb.	2010-Pres.	*
Sandra McKeever	14	F	5-9	Shidler, Okla.	1978-79	*
Susan McKenzie	12	G	5-6	Braman, Okla.	1976-78	
Carmela McMullen	20	G	5-9	Cleveland, Ohio	1983-84	
Ann Marie Megill	45	F	5-10	Aurora, Colo.	1993-94	*
Melinda Mercado	15	G	5-10	Sapulpa, Okla.	2009	*
Joni Mihura	15	F	6-0	Ardmore, Okla.	1978-79	
Kay Moore	30	G	5-8	Canute, Okla.	1978-79	*
Marcia Moore	25, 30	F	5-8	Canute, Okla.	1976-78	
Whitney Moore	21	G	5-11	Ft. Worth, Texas	2004-05	*
Jamie Morgan	12	F	6-0	Amarillo, Texas	2002-03	*
Jordan Mortensen	12	G	5-4	Jenks, Okla.	2009-Pres.	*
Yolanda Morrow	30	G	5-9	Houston, Texas	1991-92	*
Julie Moser	20	G	5-7	Cyril, Okla.	1978-80	**
Vivi Nascimento	14	G	6-0	Sao Paulo, Brazil	2005-06	*
Tammy Newberry	32	G	5-9	Coalgate, Okla.	1978-79	
Julie Nill	33	G	5-9	Lee's Summit, Mo.	1980-81	
Bridget Nixon	14, 15	G	5-6	Waukegan, Ill.	1980-84	****
Terrisha Osborn	2	F	5-10	Moore, Okla.	2000-2002	**
Kathy O'Hara	54	F	5-11	Las Vegas, Nev.	1984-85	
Cara Painter	44	C	6-2	Enid, Okla.	2002-03	*
Linda Parrack	31	C	6-0	Perkins, Okla.	1978-82	****
Whitney Pegram	42	C	6-4	Silver Lake, Kan.	2005-06	*
Kelly Pehrson	12	F	5-11	Mannford, Okla.	1979-82	**
Gina Perry	15	G	5-8	St. Louis, Mo.	1979-80	
Suzu Phelan		G	5-5	Hobart, Okla.	1975-76	
Laura Poe	50	C	6-4	Bettendorf, Iowa	1979-80	
Lori Polson	21, 31, 40	G	5-8	Texhoma, Okla.	1977-79, 81-82	*
Mary Redeau	50	C	6-2	Beggs, Okla.	1978-79	
Terre Reese	23	C	5-10	Deer Creek, Okla.	1975-77	
Toya Releford	42, 00	C	5-10	Roland, Okla.	1996-2001	***
Alex Richardson	45	C	6-3	Edmond, Okla.	2007-08	*
Donna Ridling	22	C	5-9	Sentinel, Okla.	1974-78	
Andrea Riley	10	G	5-5	Dallas, Texas	2006-10	****
LaSharra Riley	21	F	6-2	Topeka, Kan.	2009-Pres.	**
Rae Rippetoe	30	F	5-10	Ardmore, Okla.	1980-84	****
Jessica Roady	44	G	5-9	Valliant, Okla.	2001-02	*
Machell Roberts	24	G	5-6	Joliet, Ill.	2000-2001	*
Renee Roberts	24	F	5-10	Bartlesville, Okla.	1994-98	****
Katie Robertson	20	G	5-8	Murchison, Texas	2002-03	
Precious Robinson	24, 1	F	6-0	San Diego, Calif.	2009-Pres.	**
Dana Rogers	10	F	5-10	Guymon, Okla.	1985-86	
Susanne Rosson	55	F	6-1	Stratford, Okla.	1988-92	****
Shayla Rounds	12, 40	G	5-5	Leedey, Okla.	1986-89	*
Ginger Roush		F	5-10	Arapaho, Okla.	1974-76	
Janice Ryel		G	5-7	Aline, Okla.	1975-76	
Rashidat Sadiq	13	F	6-2	Lagos, Nigeria	2007	*
Katie Sahmaunt		F	5-9	Anadarko, Okla.	1974-75	



ALL-TIME COWGIRLS

NAME	NUMBER(S)	POSITION	HEIGHT	HOMETOWN	YEARS	LETTERS
Shyra Samuels	20	F	5-7	Indianapolis, Ind.	2003-04	
Tamie Sanders	44	F	6-2	Hannibal, Mo.	1985-87	*
Terri Scaff	14	G	5-7	Sulphur, Okla.	1993-95	**
Amy Scales	31	F	6-1	Clinton, Okla.	1992-96	****
Tommye Schritter		F	5-9	Morrison, Okla.	1974-75	
Kathy Schulz	50	C	6-1	Sussex, Wis.	1983-85	**
Brisa Silva	25	G	5-6	Sinaloa, Mexico	2005-07	**
Sue Seago		G	5-7	Sperry, Okla.	1975-76	
Gina Shaterkina	43	C	6-3	Moscow, Russia	1994-96	**
Debra Shortes		G	5-5	Ada, Okla.	1974-75	
Jennifer Shouse	33	C	6-1	Blackwell, Okla.	1985-86	
Liz Shuckakosee		G	5-2	Perkins, Okla.	1974-75	
Trisha Skibbe	55	F	6-2	Oxford, Kan.	2000-04	****
Jamie Siess	34	F	6-0	Clinton, Okla.	1984-88	****
Coleman Smith	52	F	6-1	Springdale, Ark.	1998-2000	**
Regi Smith	22	G	5-9	Webbers Falls, Okla.	1991-95	****
Shaunte' Smith	32	F	6-0	Oklahoma City, Okla.	2005-09	****
Staci Sowards	33	F	5-11	Cashion, Okla.	1986-88	*
Shyvon Spears	40	F	6-1	Angleton, Texas	2007-09	**
Jessica Spinner	42	G	5-10	Perth, Australia	1997-2000	***
Melissa Steen	35	F	6-2	Altus, Okla.	2002-03	*
Nina Stone	00	G	5-7	Indianapolis, Ind.	2003-05	**
Christy Strong	22	G	5-8	Goodwell, Okla.	1978-80	**
Cathy Strong		F	5-7	Goodwell, Okla.	1974-75	
Shauna Struckhoff	22	F	6-0	Grinnell, Kan.	1990-91	*
Dusti Stuart	15, 44	G	5-9	Shattuck, Okla.	1991-96	****
Mandy Stuber	21	G	6-2	Piedmont, Okla.	1997-2001	***
Kendra Suttles	31	C	6-1	Lawton, Okla.	2010-Pres.	*
Destanie Sykes	5	F	6-0	Duncanville, Texas	2003-07	****
Andrea Thomas	10	F	5-9	Dallas, Texas	1990-92	
Lynsie Tischhauser	35	F	6-0	Salina, Kan.	2003-05	**
Linda Tisdell	50	C	6-4	Bloomington, Texas	1980-83	***
Cathy Tooley	32	C	6-0	Oklahoma City, Okla.	1977-78	
Crista Troester	11	G	5-4	St. Joseph, Mo.	1982-84	**
Catherria Turner	1	G	5-6	Tucson, Ariz.	2003-06	***
Mardy Tyson	22	G	5-6	Higgins, Texas	1982-84	*
Dana Vap	11	F	5-11	Kildare, Okla.	1986-88	**
Sandra Viksryte	32	F	6-1	Siauliai, Lithuania	2004-05	
Kim Von Dran	40	F	6-0	Dhahran, Saudi Arabia	1984-85	
Sharon Voskuhl	14, 24	C	6-0	Hennessey, Okla.	1975-78	
Leah Wahlgren	33	G	5-7	Salina, Kan.	1999-01	
Jennifer Wallenmeyer	4	C	6-2	Edmond, Okla.	2007-09	**
Chontaye Walter	20	G	5-8	Oklahoma City, Okla.	2007-08	*
Lee Ann Warren		F	5-6	Edmond, Okla.	1974-75	
Rebekah Watson	40	F	5-8	Sperry, Okla.	1977-78	
Ginger Weeden		F	5-9	Guymon, Okla.	1974-75	
Nancy Wendt	23	C	6-2	Morton Grove, Ill.	1978-79	*
Misty Wensler	20	F	6-1	Shattuck, Okla.	1992-96	****
Traci Wheeler	20	G	5-6	Edmond, Okla.	1984-88	****
Linda Wiemers	24	F	5-9	Oklahoma City, Okla.	1975-77	
Thia Willis	15	G	5-8	Midwest City, Okla.	2001-03	**
Kari Willingham	44	F	6-2	Perkins, Okla.	1996-97	
Tamarah Woodson	21	G	5-3	Temple, Texas	1994-95	*
Yogi York	00	G	5-6	Bartlesville, Okla.	1992-95	***
Toni Young	15	F	6-2	Del City, Okla.	2009-Pres.	**
Janet Younger		G	5-3	Harrah, Okla.	1974-75	



1,000 POINT-SCORERS



2,835 Points

As a sophomore, Andrea Riley became the 17th player in school history to log 1,000 career points. Upon reaching the milestone in her 58th career game, she became just the fifth Cowgirl to do it in two seasons and just the second player to do it as a sophomore, joining Clinette Jordan. The Dallas, Texas native enjoyed her most productive campaign her senior season with 909 points, which ranks 10th all time in NCAA history. Her 26.7 points per game ranked second nationally as well. Riley finished her career with three of the top four scoring games in Big 12 history and her 121 career games in double figures ranked eighth in NCAA history. Her career point total ranked 13th all-time in NCAA history and first in the Big 12 when she finished her career in 2010. Riley was twice named an Associated Press All-American, earning second-team honors as a sophomore and a senior. She became the first Cowgirl selected in the WNBA Draft, going No. 8 overall to the Los Angeles Sparks.

ANDREA RILEY

5-5 · Guard · Dallas, Texas

Year	G-GS	MIN	FGM-FGA	PCT3FG-3FGA	PCT	FT-FTA	PCT	REB	AVG	PF-D	A	TO	BLK	ST	TP	AVG	
2006-07	30-30	1.020	119-315	.378	30-105	.286	116-160	.725	93	3.1	83-1	149	114	8	60	384	12.8
2007-08	35-35	1.216	268-641	.418	70-230	.304	201-277	.726	128	3.7	92-2	145	151	5	104	807	23.1
2008-09	32-32	1.164	228-635	.466	60-220	.273	219-294	.745	135	4.2	88-0	193	132	1	65	735	23.0
2009-10	34-34	1.261	296-833	.355	78-262	.298	239-298	.802	114	3.4	79-1	220	147	3	59	909	26.7
Totals	131-131	4.661	911-2,424	.376	238-817	.291775-1.029	.753	470	3.6	342-4	707	544	17	288	2,835	21.6	



2,168 Points

Jordan, the all-time leading scorer and rebounder in OSU history, came to Oklahoma State in 1985 from Star Spencer High School in Oklahoma City. She was named first-team All-Big Eight in 1987, 1988 and 1989, and was a KODAK District V All-America selection in 1988 and 1989. Clinette scored her highest point total in a single game when she recorded 42 points vs. Missouri on Jan. 22, 1989. Clinette was named to the Big Eight All-Decade team of the 1980s, and is one of just 10 players from the Big 12 Conference schools to ever record 2,000 points and 1,000 rebounds in their careers. She led the Cowgirls to a Big Eight Tournament runnerup finish in 1989, the highest finish ever by Oklahoma State to that point. Clinette nearly recorded a triple-double when she had 15 points, 15 rebounds and eight assists vs. Oklahoma in 1988.

CLINETTE JORDAN

6-0 · Forward · Okla. City, Okla.

Year	G-GS	MIN	FGM-FGA	PCT3FG-3FGA	PCT	FT-FTA	PCT	REB	AVG	PF-D	A	TO	BLK	ST	TP	AVG	
1985-86	30-23	989	161-305	.491	—	—	108-198	.545	253	8.2	88-2	36	121	16	33	430	13.9
1986-87	28-28	930	224-442	.507	—	—	131-212	.618	263	9.4	74-2	45	77	10	47	579	20.1
1987-88	28-28	903	168-328	.512	0-1	.000	155-246	.630	250	8.9	71-2	40	68	6	34	491	17.5
1988-89	32-32	1107	230-415	.554	0-0	.000	208-314	.662	362	11.3	84-2	23	92	11	43	668	20.9
Totals	118-111	3929	783-1490	.526	0-1	.000	602-970	.621	1128	9.6	317-8	124	358	43	157	2168	18.4



1,000 POINT-SCORERS



1,798 Points

Jennifer Crow became the second all-time leading scorer in OSU history when she surpassed Lisa McGill on March 7, 2000, at the Big 12 Tournament. She finished her career with 1,798 points, and is the all-time leader in three-pointers made (215) and three-pointers attempted (583). She is just the third Cowgirl to ever average double-figure points in all four seasons, joining Clinette Jordan and Stacy Coffey. Jennifer also became just the third player in school history to record 1,000 points, 500 rebounds, 200 assists and 150 steals in a career, joining Coffey and Renee Roberts. She was the first Cowgirl to ever earn the honor of Academic All-American when she was named second team her junior season, and she earned first-team Academic All-America honors her senior year.

JENNIFER CROW

5-9 · Guard · Corn, Okla.

Year	G-GS	MIN	FGM-FGA	PCT3FG-3FGA	PCT	FT-FTA	PCT	REB	AVG	PF-D	A	TO	BLK	ST	TP	AVG	
1996-97	27- 4	549	74-174	.425	42- 97	.433	84-109	.771	77	2.9	60-1	33	45	2	22	274	10.1
1997-98	31-31	990	107-261	.410	48-132	.364	145-184	.788	155	5.0	85-2	62	73	6	57	407	13.1
1998-99	28-28	1016	140-320	.438	51-146	.349	153-184	.832	141	5.0	79-0	71	90	3	47	484	17.3
1999-2000	30-30	1177	192-464	.414	74-208	.356	175-199	.879	191	6.4	86-1	130	104	6	52	633	21.1
Totals	116-93	2555	513-1219	.421	215-583	.369	557-676	.824	564	4.9	310-4	296	312	17	178	1798	15.5



1,765 Points

The only other Cowgirl in school history to record 1,000 points and 1,000 rebounds, Lisa McGill came to Oklahoma State in 1989 from Dallas Carter High School. She was a dominating player for Oklahoma State, and led the Cowgirls to the Big Eight Conference Tournament championship in both 1990 and 1991. Lisa was a three-time All-Big Eight first-team member, and was named a KODAK District V All-American twice, in 1992 and 1993. She was named to the Big Eight Select team in 1991, which travelled and competed throughout Canada. In 1993, Lisa was honored as a *Basketball Times* honorable mention All-American. She is tied for the school record for rebounds in a game with 20, which she did twice. The first came against Texas-Pan American on Dec. 22, 1991, and the other vs. Nebraska

LISA MCGILL

6-0 · Center · Dallas, Texas

Year	G-GS	MIN	FGM-FGA	PCT3FG-3FGA	PCT	FT-FTA	PCT	REB	AVG	PF-D	A	TO	BLK	ST	TP	AVG	
1989-90	31- 3	445	93-210	.443	0-0	.000	48- 94	.511	163	5.3	52-0	5	54	2	12	234	7.6
1990-91	33-22	899	194-386	.503	0-1	.000	100-144	.694	271	8.2	80-2	28	67	8	22	488	14.8
1991-92	28-25	920	178-393	.453	1-1	1.000	106-170	.624	313	11.2	76-2	30	86	4	40	463	16.5
1992-93	32-32	1021	226-437	.517	0-2	.000	128-208	.615	272	8.5	93-4	47	111	6	60	580	18.1
Totals	124-82	3285	691-1426	.485	1-4	.250	382-616	.620	1019	8.2	301-8	110	318	20	134	1765	14.2



1,000 POINT-SCORERS



1,718 Points

Trisha Skibbe became the 15th player in school history to reach the 1,000-point mark, achieving the feat during her junior season. The Oxford, Kan., native led the team in scoring and rebounding as a junior on her way to earning second-team All-Big 12 honors. Skibbe also led the team in scoring as a sophomore and garnered honorable mention all-league plaudits. In her first three seasons, she was named to all-tournament teams at the Fun In The Sun Shootout and the Rainbow Wahine Classic. As a senior Skibbe was tabbed the Big 12 Player of the Week once as well as an all-tournament pick at the Cowgirl Classic and the Seattle Times Classic.

TRISHA SKIBBE

6-2 · Center · Oxford, Kan.

Year	G-GS	MIN	FGM-FGA	PCT	3FG-3FGA	PCT	FT-FTA	PCT	REB	AVG	PF-D	A	TO	BLK	ST	TP	AVG
2000-2001	131-17	613	85-208	.409	2-16	.125	72-105	.686	147	4.7	57-0	13	31	7	11	244	7.9
2001-2002	231-26	881	168-351	.479	19-38	.500	128-164	.780	211	6.8	77-1	27	70	24	33	483	15.6
2002-2003	29-29	930	173-413	.419	5-14	.357	146-184	.793	231	8.0	93-2	22	62	40	47	497	17.1
2003-2004	26-26	909	183-388	.472	16-36	.444	112-144	.778	202	7.8	69-0	28	93	38	34	494	19.0
Totals	117-98	3333	609-1360	.448	42-104	.404	458-597	.767	791	6.8	296-3	90	256	109	125	1718	14.7



1,681 Points

Jamie came to Oklahoma State in 1984 from Clinton, Okla., and became the all-time leading scorer in 1988, until Jordan surpassed her one year later. She was a three-time All-Big Eight selection, and was named KODAK District V All-American in 1988. Jamie was an honorable mention of the Big Eight All-Decade team of the 1980s. Following her junior year, Jamie was the all-time OSU leader in four categories, including career rebounds, career assists, single season assists and single-game assists.

JAMIE SIESS

5-11 · Forward · Clinton, Okla.

Year	G-GS	MIN	FGM-FGA	PCT	3FG-3FGA	PCT	FT-FTA	PCT	REB	AVG	PF-D	A	TO	BLK	ST	TP	AVG
1984-85	28-28	847	103-245	.420	—	—	47- 71	.662	96	3.4	58-0	101	91	5	21	252	9.0
1985-86	30-30	1129	198-434	.456	—	—	133-179	.743	262	8.7	78-1	134	129	7	39	529	17.6
1986-87	28-28	959	174-377	.462	—	—	81-111	.736	184	6.6	74-2	137	84	2	26	429	15.3
1987-88	28-27	933	170-364	.467	42-82	.512	89-106	.840	174	6.2	62-1	89	67	2	40	471	16.8
Totals	114-113	3868	645-1420	.454	42-82	.512	350-467	.749	716	6.3	272-4	461	371	16	126	1681	14.7



1,000 POINT-SCORERS



1,573 Points

Donna Ridling, who came to Oklahoma State in 1974 from Sentinel, Okla., became the first Cowgirl to ever record 1,000 points in a career. She scored the all-time school record for points in a game when she poured in 51 points vs. Tulsa on Feb. 24, 1978. Donna must have had Tulsa's number, as she scored 37 points on the Golden Hurricane just three months earlier. Although records before 1977 are not complete, her 617 points her senior year still rank as the second-most in school history behind Jordan's 668. In that season, she had nine 25-plus point games and six 30-plus point games.

DONNA RIDLING

5-9 · Center · Sentinel, Okla.

Year	G-GS	MIN	FGM-FGA	PCT	3FG-3FGA	PCT	FT-FTA	PCT	REB	AVG	PF-D	A	TO	BLK	ST	TP	AVG
1977-78	30	—	264-570	.463	—	—	89-119	.747	240	8.0	83-3	69	97	—	—	617	20.5
Totals (1974-78) (Records before 1978 not complete)																1573	15.5



1,416 Points

The all-time leader in assists in OSU history, Liz Brown came to Oklahoma State from Roff, Okla., in 1987. She was a three-time All-Big Eight selection, a two-time KODAK District V All-America selection, and was named a KODAK honorable mention All-American in 1991. Liz was a two-time Big Eight Player of the Year, winning the honor in 1990 and 1991. She was also named to the Big Eight Select team in 1990. Liz led the Cowgirls to the Big Eight Conference Tournament championship in both 1990 and 1991 as well, and was the Most Valuable Player of the '91 tournament. Her 695 assists are the most in school history, and the fourth-most ever by a player on a Big 12 team.

LIZ BROWN

5-5 · Guard · Roff, Okla.

Year	G-GS	MIN	FGM-FGA	PCT	3FG-3FGA	PCT	FT-FTA	PCT	REB	AVG	PF-D	A	TO	BLK	ST	TP	AVG															
1987-88	28-28	928	91-221	.412	3-13	.231	48- 54	.889	88	3.1	35-1	119	72	4	38	233	8.3															
1988-89	32-32	1104	159-362	.439	2-24	.080	65- 81	.803	87	2.7	41-0	187	95	1	58	385	12.0															
1989-90	31-31	1151	152-398	.382	22-67	.328	79-102	.775	123	4.0	30-0	188	88	6	63	405	13.1															
1990-91	33-33	1183	143-329	.435	17-58	.293	90-104	.865	116	3.5	26-0	201	118	3	75	393	11.9															
Totals																124-124	4366	545-1310	.416	44-162	.272	282-341	.827	414	3.3	132-1	695	373	14	234	1416	11.4



1,000 POINT-SCORERS



1,381 Points

One of the greatest all-around players in OSU Cowgirl history, Stacy Coffey is one of just three players to ever have her jersey number retired. The 5-10 forward from Okarche, Okla., rewrote the record books for steals, accumulating 458 thefts in her four-year career, shattering the previous mark. Stacy was the Big Eight Newcomer of the Year in 1993, and was a four-time All-Big Eight member. She was selected to both the U.S. Olympic Festival and the R. Williams Jones Cup during her stint at OSU. Stacy was also a four-time Academic All-Big Eight member. She holds the single-game record for steals with 12, and the single-season record with 139 steals.

STACY COFFEY

5-10 · G/F · Okarche, Okla.

Year	G-GS	MIN	FGM-FGA	PCT	3FG-3FGA	PCT	FT-FTA	PCT	REB	AVG	PF-D	A	TO	BLK	ST	TP	AVG
1992-93	32-32	936	114-304	.375	40-137	.292	70- 96	.729	164	5.1	91-5	85	78	8	135	338	10.6
1993-94	29-29	976	115-296	.389	19- 71	.268	141-198	.712	196	6.8	91-5	121	100	5	139	390	13.4
1994-95	27-26	748	92-224	.411	26- 69	.377	97-123	.789	145	5.4	96-3	99	63	3	97	307	11.4
1995-96	30-30	821	120-274	.438	25- 91	.275	81-113	.717	145	4.8	94-7	74	76	8	87	346	11.5
Totals	118-117	3481	441-1098	.402	110-368	.299	389-530	.734	650	5.5372-20	379	317	24	458	1381	11.7	



1,243 Points

Renee Roberts, much like one of her best friends, was one of the best all-around athletics to ever wear a Cowgirl uniform. The 5-10 forward from Bartlesville became just the second player in school history to record at least 1,000 points, 500 rebounds, 200 assists and 150 steals in a career, joining Stacy Coffey. Renee was a three-time all-conference selection, once as a second-team member and twice as honorable mention. She was also a two-time Big 12 Player-of-the-Week selection. Renee averaged double-figure scoring in each of her final three seasons, with a career-best 14.4 points per game her sophomore season.

RENEE ROBERTS

5-10 · Forward · Bartlesville, Okla.

Year	G-GS	MIN	FGM-FGA	PCT	3FG-3FGA	PCT	FT-FTA	PCT	REB	AVG	PF-D	A	TO	BLK	ST	TP	AVG
1994-95	28- 5	546	57-143	.399	1- 9	.111	50- 69	.725	104	3.7	53-1	21	54	2	24	165	5.9
1995-96	30-30	886	136-298	.456	4-23	.174	98-149	.658	147	4.9	59-2	45	54	2	49	274	12.5
1996-97	27-27	804	155-321	.483	3-14	.214	75-103	.728	127	4.7	75-4	82	73	6	60	388	14.4
1997-98	31-31	975	121-181	.431	0- 3	.000	74-113	.655	176	5.7	82-2	118	102	9	49	316	10.2
Totals	116-92	3111	469-1043	.450	8-49	.163	297-434	.684	554	4.8	269-9	266	283	19	182	1243	10.7



1,000 POINT-SCORERS



1,210 Points

When Charmaine Johnson reached the 1,000-point barrier, she was just the third Cowgirl to ever do so, following in the footsteps of Donna Ridling and Rhonda Kite. She came to Oklahoma State from Millwood High School in Oklahoma City in 1979. Charmaine was the only three-year letterwinner to play for OSU in 1982-83, her senior season. She was the first Cowgirl to ever be named all-conference, garnering the honor in 1983 with a second-team selection.

CHARMAINE JOHNSON

6-0 · G/F · Okla. City, Okla.

Year	G-GS	MIN	FGM-FGA	PCT3FG-3FGA	PCT	FT-FTA	PCT	REB	AVG	PF-D	A	TO	BLK	ST	TP	AVG
1979-80	32- 9	—	91-224	.406	—	72- 76	.552	132	4.1	71- 3	—	—	—	—	224	7.0
1980-81	29-29	—	119-260	.458	—	65-106	.613	141	4.9	101- 8	39	75	22	31	303	10.4
1981-82	31-31	—	148-319	.458	—	44- 84	.524	192	6.2	125-13	35	54	20	25	336	10.8
1982-83	27-22	—	147-349	.421	—	53- 92	.576	187	6.9	85- 4	30	56	18	23	347	12.9
Totals	119-91	—	505-1152	.438	—	234-358	.654	652	5.5	382-28	104	185	60	79	1210	10.2



1,194 Points

Smith finished her four-year career with more games played than any other player in program history with 127. During her career, Smith helped the Cowgirls to postseason appearances in each of her final three seasons, including an NCAA Sweet 16 appearance in 2008. In addition to being one of the program's top scorers, Smith was equally as productive in the rebounding column after becoming just the third Cowgirl to reach the 900-rebound plateau. The Oklahoma City native's 22 double-doubles also placed her among the school's all-time leaders, putting her fifth on the all-time list.

SHAUNTE' SMITH

6-0 · Forward · Okla. City, Okla.

Year	G-GS	MIN	FGM-FGA	PCT3FG-3FGA	PCT	FT-FTA	PCT	REB	AVG	PF-D	A	TO	BLK	ST	TP	AVG	
2005-06	28-26	891	107-315	.340	14.38	.368	73-112	.652	124	6.7	46-1	38	73	3	37	301	10.8
2006-07	31-22	635	62-124	.378	3-14	.214	47-76	.618	156	5.0	41-0	21	49	6	28	174	5.6
2007-08	35-35	1048	115-258	.446	0-2	.000	94-132	.712	316	9.0	62-0	19	56	7	37	324	9.3
2008-09	33-33	1166	158-339	.466	0-1	.000	79-128	.617	291	8.8	70-0	29	77	5	35	395	12.0
Totals	127-116	3740	442-1076	.411	17- 55	.309	294-448	.654	950	7.5	219-1	107	255	21	137	1194	9.4



1,000 POINT-SCORERS



1,078 Points

Cheri Edwards came to Oklahoma State in 1993 from Tecumseh, Okla., and became one of the most versatile big players in school history. She had the uncanny ability to post up in the low block or take a shot from behind the three-point arc. She finished with 1,078 points in her career, tying Kathy Schulz. Cheri was also one of two players to reach the 1,000 point mark in 1997-98, joining Renee Roberts as the third duo to reach the plateau in the same season. Schulz and Glosson both accomplished the feat in 1984-85, while Jordan and Siess both were successful in 1986-87. Cheri was a two-time All-Big 12 honorable mention selection, and a three-time first-team academic all-conference member.

CHERI EDWARDS

6-2 · F/C · Tecumseh, Okla.

Year	G-GS	MIN	FGM-FGA	PCT	3FG-3FGA	PCT	FT-FTA	PCT	REB	AVG	PF-D	A	TO	BLK	ST	TP	AVG
1993-94	29-26	755	98-243	.403	10-32	.313	45-69	.652	154	5.3	96-6	42	53	12	32	251	8.7
1995-96	28- 0	210	20- 48	.417	0- 4	.000	30-39	.769	38	1.4	30-1	8	26	3	6	70	2.5
1996-97	27-27	806	146-306	.477	19-41	.463	71-83	.855	166	6.1	73-3	39	62	20	28	382	14.1
1997-98	31-31	987	143-304	.470	30-72	.417	59-79	.747	202	6.5	76-4	49	76	12	30	375	12.1
Totals	115-84	2758	407-901	.452	59-149	.396	205-270	.759	560	4.9	275-14	138	217	47	96	1078	9.4



1,078 Points

Kathy Schulz followed Coach Halterman to Oklahoma State from Moberly Junior College, along with fellow Cowgirl Jackie Glosson. The duo combined to bring prominence to Cowgirl Basketball. Schulz finished with 1,078 points in her two-year career at OSU, and was a two-time second-team All-Big Eight member. In those two short years, Oklahoma State went 35-22 and 17-11 in conference play, finishing third in her senior season. Schulz holds the OSU record for scoring average for a junior as she scored 20.4 points per game in 1983-84.

KATHY SCHULZ

6-1 · Center · Sussex, Wisc.

Year	G-GS	MIN	FGM-FGA	PCT	3FG-3FGA	PCT	FT-FTA	PCT	REB	AVG	PF-D	A	TO	BLK	ST	TP	AVG
1983-84	29-29	963	204-356	.573	—	—	183-220	.832	212	7.3	87-2	56	72	12	19	591	20.4
1984-85	28-27	872	165-308	.536	—	—	157-188	.835	202	7.2	80-1	51	58	12	29	487	17.4
Totals	57-56	1835	369-664	.556	—	—	340-408	.833	414	7.3	167-3	107	130	24	48	1078	18.9



1,000 POINT-SCORERS




1,077 Points

Althea Cox became the ninth player to record 1,000 points in Cowgirl history when she reached the mark in 1990-91. She finished her career with 1,077 points, and she was named honorable mention All-Big Eight her junior season. Althea was a two-time Academic All-Big Eight first-team member, and was a member of the honor roll her sophomore year. Althea came to Oklahoma State from Hugo, Okla., in 1987, and was a member of the Sweet-16 team in 1990-91.

ALTHEA COX

5-7 · G · Hugo, Okla.

Year	G-GS	MIN	FGM-FGA	PCT	3FG-3FGA	PCT	FT-FTA	PCT	REB	AVG	PF-D	A	TO	BLK	ST	TP	AVG
1987-88	21-0	151	24-70	.343	10-33	.303	8-12	.667	32	1.5	27-1	13	18	0	8	66	3.1
1988-89	32-32	841	102-257	.397	47-133	.353	56-79	.709	120	3.8	81-4	85	89	2	41	307	9.6
1989-90	31-25	940	129-308	.419	31-100	.310	112-145	.772	149	4.8	94-5	87	97	3	64	401	12.9
1990-91	32-28	846	98-248	.395	23-92	.250	84-120	.700	80	2.5	69-3	113	77	9	53	303	9.5
Totals	116-85	2778	353-883	.400	111-358	.310	260-356	.730	381	3.3	271-13	298	281	14	166	1077	9.3



1,075 Points

Chantoya Hawkins reached the 1,000-point plateau during her senior season, joining Trisha Skibbe to form the fifth tandem to play together after reaching the mark. As a junior, she was named the Most Valuable Player at the Bertha Teague Classic. Hawkins started 28 games as a freshman in 1999-2000, the most by a Cowgirl since the 1992-93 season. The Kansas City, Mo., native finished her career ranked in 13 of the school's offensive top 20 lists.

CHANTOYA HAWKINS

5-5 · Guard · Kansas City, Mo.

Year	G-GS	MIN	FGM-FGA	PCT	3FG-3FGA	PCT	FT-FTA	PCT	REB	AVG	PF-D	A	TO	BLK	ST	TP	AVG
1999-2000	30-28	1099	118-330	.358	32-114	.281	70-104	.673	103	3.4	61-1	85	137	2	63	338	11.3
2000-2001	131-13	904	85-253	.336	39-127	.307	59-98	.602	119	3.8	37-0	90	78	0	39	268	8.6
2001-2002	231-31	1033	79-215	.367	26-99	.263	75-117	.641	108	3.5	52-1	113	102	0	47	259	8.4
2002-2003	29-23	879	66-197	.335	9-46	.196	69-86	.802	99	3.4	45-0	111	109	0	58	210	7.2
Totals	121-95	3,915	348-995	.350	106-386	.275	273-405	.674	429	3.6	195-2	399	426	2	207	1075	8.9



1,000 POINT-SCORERS



1,072 Points

Jackie Glosson followed Coach Halterman to Oklahoma State from Moberly Junior College, along with fellow Cowgirl Kathy Schulz. The two became the first duo to reach the 1,000-point barrier in the same season in 1984-85. Glosson averaged 18.8 points per game in her two-year career, including 21.0 in her senior season, the highest average ever at OSU in a single season. Jackie was named first-team All-Big Eight in 1984-85, and was a KODAK District V All-America selection as well.

JACKIE GLOSSON

5-11 · Forward · Milwaukee, Wisc.

Year	G-GS	MIN	FGM-FGA	PCT	3FG-3FGA	PCT	FT-FTA	PCT	REB	AVG	PF-D	A	TO	BLK	ST	TP	AVG
1983-84	29-25	932	192-409	.469	—	—	100-147	.680	267	9.2	57-0	61	95	12	59	484	16.7
1984-85	28-28	984	233-425	.548	—	—	125-156	.801	249	8.9	66-0	78	104	17	60	588	21.0
Totals	57-53	1916	425-834	.510	—	—	225-303	.743	516	9.1	123-0	139	199	29	119	1072	18.8



1,004 Points

Rhonda Kite came to Oklahoma State in 1978 from Eastern Oklahoma Junior College, and hit on the Division I level with a bang, averaging 16.9 points per game her first year. She became just the second Cowgirl in school history to reach the 1,000-point plateau, joining Donna Ridling. Her career high in scoring was 35 points, which she attained twice in the spring of 1979.

RHONDA KITE

6-0 · F/C · Panama, Okla.

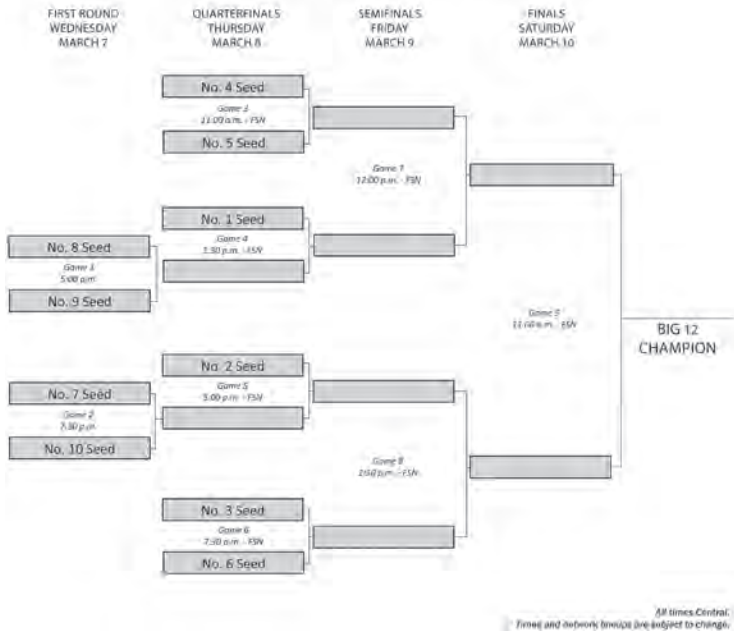
Year	G-GS	MIN	FGM-FGA	PCT	3FG-3FGA	PCT	FT-FTA	PCT	REB	AVG	PF-D	A	TO	BLK	ST	TP	AVG
1978-79	27-26	—	172-388	.434	—	—	112-153	.732	242	9.0	82-3	—	—	—	—	456	16.9
1979-80	32-32	—	209-415	.504	—	—	132-194	.680	253	7.9	68-0	—	—	—	—	548	17.2
Totals	59-58	—	381-803	.474	—	—	244-347	.703	495	8.4	150-3	—	—	—	—	1004	17.0



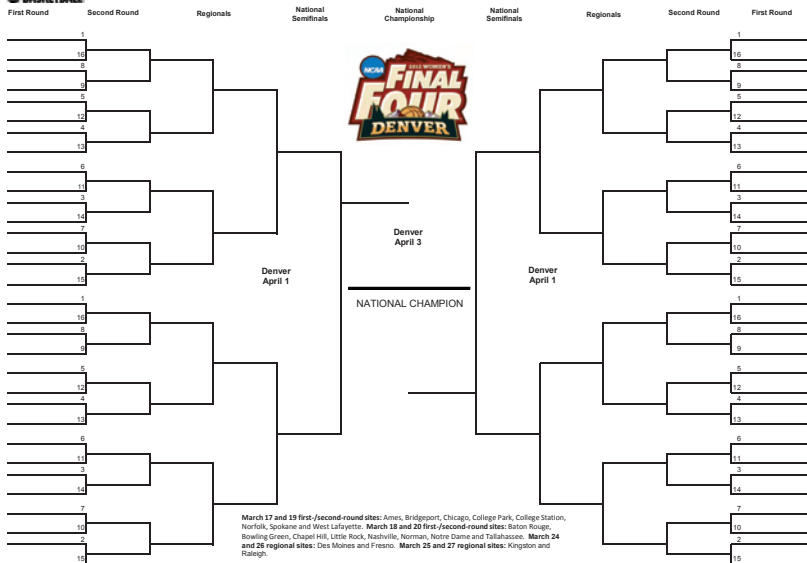


COWGIRL BASKETBALL

2012 PHILLIPS 66 BIG 12 WOMEN'S BASKETBALL CHAMPIONSHIP MUNICIPAL AUDITORIUM ♦ KANSAS CITY, MISSOURI



2012 NCAA® Division I Women's BASKETBALL CHAMPIONSHIP



RADIO AND TELEVISION ROSTER



#1 • Taylor Schippers
5-8 • Fr • G
Houston, Texas



#3 • Tiffany Bias
5-6 • So • G
Andover, Kansas



#4 • Liz Donohoe
6-0 • Fr • F
Edmond, Oklahoma



#11 • Jenni Bryan
5-9 • So • G/F
Coweta, Oklahoma



#12 • Jordan Schultz
5-10 • Fr • G
Claremore, Oklahoma



#13 • Heather Howard
6-3 • Jr • F
Shawnee Mission, Kansas



#15 • Toni Young
6-2 • Jr • F
Del City, Oklahoma



#24 • Carissa Crutchfield
5-6 • So • G
Ft. Gibson, Oklahoma



#25 • Lindsey Keller
6-2 • Jr • C
Goddard, Kansas



#31 • Kendra Suttles
6-1 • So • C
Lawton, Oklahoma



#32 • Brittney Hardy
6-2 • Fr • F
Frisco, Texas



#34 • Vicky McIntyre
6-6 • So • C
Omaha, Nebraska



#55 • LaShawn Jones
6-3 • Fr • C
Oklahoma City, Oklahoma



Kurt Budke
Head Coach
Seventh Season at OSU

2011-12 SCHEDULE

FORT HAYS STATE#

NOV. 9 - 7:00 PM • STILLWATER, OKLA.

RICE

NOV. 13 - 2:00 PM • STILLWATER, OKLA.

GRAMBLING STATE

NOV. 19 - 2:00 PM • STILLWATER, OKLA.

TEXAS-ARLINGTON

NOV. 20 - 2:00 PM • STILLWATER, OKLA.

COPPIN STATE

NOV. 26 - 2:00 PM • STILLWATER, OKLA.

ALCOURN STATE

NOV. 29 - 7:00 PM • STILLWATER, OKLA.

AT INDIANA

DEC. 4 - 11:00 AM • BLOOMINGTON, IND.

MISSOURI STATE

DEC. 8 - 7:00 PM • STILLWATER, OKLA.

TEXAS-PAN AMERICAN

DEC. 18 - 2:00 PM • STILLWATER, OKLA.

ARKANSAS-PINE BLUFF

DEC. 22 - 7:00 PM • STILLWATER, OKLA.

MISSISSIPPI STATE

DEC. 29 - 6:00 PM • RENO, NEV.

TBD

DEC. 30 - TIME TBA • RENO, NEV.

AT TEXAS TECH*

JAN. 4 - 7:00 PM • LUBBOCK, TEXAS

TEXAS*

JAN. 7 - 2:00 PM • STILLWATER, OKLA.

AT BAYLOR*

JAN. 11 - 7:00 PM • WACO, TEXAS

BIG 12 TOURNAMENT

MARCH 7-10 • KANSAS CITY, MO.

NCAA TOURNAMENT

MARCH 17 - APRIL 3

EXHIBITION GAME

* BIG 12 CONFERENCE GAME

□ UNIVERSITY OF NEVADA TOURNAMENT

HOME GAME

ROAD GAME



OKLAHOMA*

JAN. 14 - 11:00 AM • STILLWATER, OKLA.

KANSAS*

JAN. 18 - 7:00 PM • STILLWATER, OKLA.

AT MISSOURI*

JAN. 21 - 4:00 PM • COLUMBIA, MO.

TEXAS A&M*

JAN. 24 - 7:00 PM • STILLWATER, OKLA.

KANSAS STATE*

JAN. 28 - 11:30 AM • STILLWATER, OKLA.

AT IOWA STATE*

FEB. 1 - 7:00 PM • AMES, IOWA

AT OKLAHOMA*

FEB. 4 - 12:00 PM • NORMAN, OKLA.

TEXAS TECH*

FEB. 8 - 7:00 PM • STILLWATER, OKLA.

AT TEXAS*

FEB. 11 - 7:00 PM • AUSTIN, TEXAS

BAYLOR*

FEB. 15 - 7:00 PM • STILLWATER, OKLA.

AT TEXAS A&M*

FEB. 18 - 7:00 PM • COLLEGE STATION, TEXAS

AT KANSAS STATE*

FEB. 22 - 7:00 PM • MANHATTAN, KAN.

IOWA STATE*

FEB. 25 - 7:00 PM • STILLWATER, OKLA.

AT KANSAS*

FEB. 29 - 7:00 PM • LAWRENCE, KAN.

MISSOURI*

MAR. 3 - 7:00 PM • STILLWATER, OKLA.

Scan with a QR code reader to
watch Cowgirl Basketball videos



okstate.com



osucowgirlhoops



cowgirlbasketball