NORTHERN ILLINOIS BASKETBALL

HUSKIE RECORDS



1995 INDUCTEE

HUSKIE HALL OF FAME

31 CAROL OWENS

NIU HUSKIES

NIU HALL OF FAME INDUCTEES

PATTY DELP

LISA STAROSTA

DOREEN ZIERER

With nearly a half-century of tradition from which to draw, women's basketball has made a lasting impression in the history of Northern Illinois University athletics. A large part of that hardwood heritage has a permanent place in Huskie lore with an even dozen representatives in the NIU Athletics Hall of Fame.

Tammy Hinchee

The most recent inductee, Hinchee is No. 1 on NIU's all-time leading rebounds list with 1,099, second all-time for career blocked shots with 200, third in career scoring (1,921) and career field goals (783) and is sixth on the all-time list for career free throws made with 351. During the Huskies 1989-90 season, she averaged 19.7 points and 10.4 recounds a game.

She was named team co-MVP, First Team All-NSC, First Team USBWA All-District Four and preseason Honorable Mention Women's Basketball News All-America her senior year. She had 99 double-digit scoring performances in 116 games during her four-year career. She was a member of the Huskies first team to reach the NCAA Tournament.

E.C. Hill

The All-America guard became the latest member of the Hall of Fame sorority in October 2004. The Whitney High School standout earned All-America accolades from the U.S. Basketball Writers Association as a senior in 1993-94, leading Northern Illinois to the NCAA tournament for the third consecutive season. NIU's 24-6 overall ledger included an unblemished (18-0) mark in the Mid-Continent Conference and a 24-1 mark after an 0-3 start.

Hill's 22.0 ppg. scoring pace that season featured the game-winner as the Huskies upset then-fourth-ranked Iowa on Jan. 25, 1994. She hit double figures in all but one of the team's 30 games that season, part of a résumé which includes 85 such performances in her career. Hill surpassed the 25-point mark 25 times and collected 30 or more in three separate contests.

The Chicago native sat out her freshman season due to academic restrictions, but still ranks sixth in school history with her 1,638 career points. Her 17.8 ppg. norm is fourth in school annals, but Hill also contributed in areas other than scoring. She stands third on the all-time Huskie list with 392 assists and holds the same spot on NIUs steal charts at 259—just 17 thefts behind Leslie Pottinger, who played 32 more games at Northern Illinois. Hill holds the school's single-season mark with 100 counts of larceny in 1992-93.

Jane Albright

NIU's former head coach entered the Hall of Fame in 2003. Albright directed the Huskies to four NCAA tournament appearances during a five-year span at the conclusion of her (1984-94) tenure in DeKalb. She remains the winningest coach in program history, posting a 188-110 (.631 percentage) ledger in her decade at the helm.

The Appalachian State graduate took over a program which had won more than 15 games only one time in its first 27 campaigns, but brought Northern Illinois into the national spotlight in short order. In her fifth season, Albright guided her team to its first-ever 20-win campaign as Northern Illinois finished 23-7 and reached the championship game of the 1989 North Star Conference tournament. That season also featured a school-record 15-game winning streak. NIU surpassed the 100-point mark six times that year.

But the 1988-89 campaign proved to be only a prelude for the Huskies, who compiled a 26-5 mark the following season and climbed to the No. 14 spot in the Associated Press national rankings. One of those victories came on Feb. 15, 1989, when an overflow crowd of 6,118 fans flooded Evans Field House to watch Northern Illinois defeat perennial nemesis DePaul University.

NIU topped the Blue Demons again to capture the North Star tourney title on March 10, 1990, and joined the NCAA's "Big Dance" for the first time. The Huskies led the nation in scoring at 94.5 points per game—still fourth-highest in NCAA history—and also with a .775 free throw percentage. NIU's .502 field goal rate ranked fourth nationally.

Albright reached the 20-win plateau again in 1990-91 when the Huskies lost just once in 17 games at mid-season, but a late-season slide resulted in an NWIT bid and a 25-10 final ledger.

NIU returned to the NCAA tournament in 1992 as the capstone to an 18-14 campaign, and won back-to-back Mid-Continent Conference titles the following two seasons. Albright's Huskies dominated the Mid-Con, going 33-1 in league play and winning the 1993 loop tournament. Even a loss in the 1994 tourney final wasn't enough to keep the Huskies out of the "Big Dance" for a third year in a row.

Following a loss to Southwest Missouri State University in the first round of the 1994 NCAA tournament, Albright took the reins at the University of Wisconsin where she coached the Badgers to five more NCAA tournaments and a pair of Women's NIT appearances in nine seasons.

Lisa Foss

The sharp-shooting guard entered the Hall of Fame in 1997 after setting a Huskie standard with 2,500 points in her (1987-91) career while playing for fellow Hall of Famer Jane Albright.

Foss burned out scoreboards across the nation, posting a total which still ranks among the top 25 in NCAA Division I history. She scored 20 or more points an amazing 69 times, including 13 games with 30 or more tallies and 17 more between 25 and 29 points.

As a senior, "Light 'em Up Lisa" ranked ninth in the nation in scoring with an average of 24.4 points per game in 1990-91. She posted 20 or more points in 10 consecutive games at one stretch and 26 times during the season. That productivity helped her reach double digits in scoring 117 times in 122 career games, including each of her last 51 outings in the Cardinal and Black.

Foss still owns an incredible 17 school records, including the Huskie standards for career points and scoring average (20.5 points per game). Her 41 points versus 14th-ranked Washington led NIU to the championship of the Fastbreak Fest tournament and also matched the school single-game scoring record.

Carol Owens

The 1995 inductee anchored the middle as a two-time Kodak District IV All-America selection for Hall of Fame coach Jane Albright.

Owens, a product of Chicago's Notre Dame High School, posted 2,102 career points (second behind Foss on the all-time list) plus 1,028 rebounds, 256 steals and a school-record 244 blocked shots in her Huskie career (1985-90). She also registered one of two "triple-doubles" in school history en route to USBWA District IV All-America honors and the second of her two straight appearances on the Kodak District IV All-America unit. She had 23 points, 10 rebounds and 11 steals versus Western Illinois on Dec. 1, 1988.

NIU HALL OF FAME INDUCTEES

Owens paced Northern Illinois to its initial NCAA berth, leading the way with 21.7 points per game to earn North Star Conference Player of the Year accolades. Owens established NIU's single-game scoring mark with 41 points versus the University of Illinois on December 16, 1989, one of eight times she poured in 30 or more in a single contest. "C.O." shot 52 percent or better from the field in each of her four full seasons and still boasts the best career touch (.537) in school history.

But scoring was only one part of the Chicago native's all-around game. Owens used her 6-3 frame to swat away 244 shots, putting her atop the school's all-time list in career blocks. That total includes seven twice along with four other contests with six rejections each. The blue-collar worker was also a force on the boards for the Huskies, ranking second in NIU annals with 1,028 rebounds to make her one of only four players to hit four figures in both points and caroms. She recorded the Huskies' first-ever "'triple-double" against Western Illinois University on December 1, 1988, while her 40 career "double-doubles" are second in school history, behind the 50 by teammate Tammy Hinchee.

Diane Hillard

A three-sport letterwinner (four years in basketball plus two years each in track and volleyball) at Northern Illinois, Hillard earned National Dean's List honors for her 3.97 cumulative grade point average. She was a part of the 1981-82 unit which won the school's first Illinois AIAW state title in 1981-82.

Hillard also set the NIU track standard in the 800 meters in 1979. Her versatility was rewarded with a Hall of Fame plaque in 1993.

Lisa Starosta

Lisa Starosta was the first Huskie to tally 1,000 points and 1,000 rebounds in her four-season career (1980-81, 1982-85). Her 1,810 points still rank fourth on the all-time NIU list, while she remains fourth in rebounds (1,003), ninth in steals (201) and eighth in blocked shots (79). Starosta and Owens are the only Huskies to rank in the top 10 in four of the five major statistical categories, a testament to Starosta's multi-faceted game.

The 1990 Hall of Fam e inductee averaged a "double-double" with rates of 16.5 points plus 10.0 rebounds per game to earn First Team All-Mid-American Conference selection in 1984-85 and was a Second-Team All-MAC choice in 1983-84.

Doreen Zierer

A former teammate of Hillard, Zierer gained CoSIDA Third Team Academic All-America honors in 1981-82 after ranking 15th in the nation in scoring at 22.9 points per game. "D.Z." became the first Huskie to hit the 1,000-point mark, reaching that plateau on February 28, 1981. That scoring prowess made her a first team All-MAC pick in both 1980-81 and 1981-82, with the latter honor joining special mention accolades from *Basketball Weekly* magazine in her personal résumé.

Zierer's 698 points in the 1981-82 campaign represented the school single-season mark until Foss' exploits nine years later. Her 1979-82 tenure included 1,712 points—leaving her fifth in NIU history—plus 841 rebounds (eighth on the all-time list) and 215 steals (sixth all-time) despite playng just three years. Zierer scored in double figures 85 times in 91 games at Northern Illinois and entered the Hall of Fame in 1988.

Gayle Luehr

A two-sport performer for the Huskies, Luehr earned four letters each in basketball and field hockey. The forward averaged 10.1 points per game as a four-year letterwinner on the hardwood from 1973 through 1977.

She gained second-team U.S. Field Hockey Association All-America status in 1975, adding that prestigious honor to a pair of first team All-North Central College Association accolades (1975, 1976). Luehr was also the first Northern Illinois player to score five goals in one game. She was inducted into the Hall of Fame in 1987.

Luehr's mentor in both sports was one of the honorees when the Hall of Fame added its first women in 1986.

Dr. Mary Bell

Bell guided Huskie teams in six sports during her 1957-77 run in DeKalb. She posted a 109-90 (.547 percentage) mark on the basketball sideline, a victory total which still ranks second in school history. Her team reached the national AIAW Elite Eight following the 1971-72 campaign, finishing that breakthrough season with a 15-3 record. But her accomplishments on the hardwood are only one chapter in her story, which also includes service as Northern Illinois' coach in volleyball, softball, swimming, field hockey and badminton.

In June 1998, the Huskie softball field was dedicated in her honor, commemorating her service to that sport. She owns the school's top victory percentage on the diamond with a .747 success rate in 14 seasons and also served as the director of the Women's Recreation Association in 1957.

The women's basketball program also provided three other charter members for the Hall of Fame in 1986.

Jean Pankonin

Pankonin lettered in six different sports (basketball, badminton, volleyball, softball, field hockey and tennis) and was the first Huskie to score 30 points in a game when she poured in 38 versus Northwestern University on Feb. 18, 1961. Pankonin averaged 16.7 points per game while playing for Dr. Bell in her 1957-61 career, a rate which leaves her fifth in school history. Pankonin was a part of NIU's first four varsity teams in those pioneer seasons, with her 23.5 points-per-game average in the 1960-61 campaign still representing the second-highest season-long rate in Huskie history.

Patty Delp

Delp compressed four years' worth of accomplishments into just two seasons on the court for the Huskies. She pulled down 531 rebounds—an incredible average of 10.8 per game—in her 1978-80 career. She grabbed a school-record 27 caroms vs. Carroll College on January 26, 1980, erasing her own school standard of 23 caroms set against Bradley exactly one year earlier. Delp averaged 14.9 points per game as a junior, while her 10.9 rebounds-per-contest placed her third in the MAC statistical rankings. She also lettered twice on the volleyball court for NIU.

Ruth Fender

Fender lettered in five sports at Northern Illinois during her 1962-66 career, including basketball, field hockey, softball, badminton and tennis. She started every game in her career in softball, basketball and field hockey, averaging 9.1 rebounds on the hardwood. That total came from 308 boards in just 34 games for the Huskies, a span which included a 7-2 record in her final season (1965-66). She gained national prominence for her .468 career batting average on the diamond, highlighted by a .493 clip in 1966.

LISA FOSS



CAROL OWENS

JANE ALBRIGHT

1,000-POINT CLUB

LISA FOSS
Lake Zurich, IL (Lake Zurich)

Scored 1,000th career point: Valparaiso (Mar. 3, 1988)

Season	GP-GS	FG-FGA	Pct.	3FG-A	Pct.	FT-FTA	Pct.	Pts.	Avg.	Reb.	Avg.	Ast	Blk	Stl
1986-87	27-27	210-485	.433	0-2	.000	62-88	.705	482	17.9	75	2.8	57	1	49
1987-88	28-27	240-484	.496	3-17	.176	65-77	.844	548	19.6	71	2.5	78	0	67
1988-89	1-1	6-15	.400	0-0	.000	0-1	.000	12	12.0	1	1.0	1	0	1
1989-90	31-31	256-487	.526	0-2	.000	93-108	.861	605	19.5	110	3.6	74	0	62
1990-91	35-35	340-671	.507	14-37	.378	159-188	.846	853	24.4	129	3.7	61	2	71
TOTALS	**122-121**	**1052-2142**	**.491**	**17-58**	**.293**	**379-462**	**.820**	**2500**	**20.5**	**386**	**3.1**	**274**	**3**	**250**

CAROL OWENS
Chicago, IL (Notre Dame)

Scored 1,000th career point: Dartmouth (Dec. 31, 1988)

Season	GP-GS	FG-FGA	Pct.	3FG-A	Pct.	FT-FTA	Pct.	Pts.	Avg.	Reb.	Avg.	Ast	Blk	Stl
1985-86	27-25	153-295	.519	0-0	.000	56-96	.583	362	13.4	218	8.1	5	53	43
1986-87	1-1	0-0	.000	0-0	.000	0-0	.000	0	0.0	0	0.0	0	0	0
1987-88	28-25	167-305	.548	0-0	.000	102-140	.729	436	15.6	229	8.2	12	47	53
1988-89	30-30	240-455	.528	0-0	.000	152-204	.745	632	21.1	295	9.8	37	83	86
1989-90	31-31	258-469	.550	0-0	.000	156-222	.703	672	21.7	286	9.2	25	61	74
TOTALS	**117-112**	**818-1524**	**.537**	**0-0**	**.000**	**466-662**	**.704**	**2102**	**18.0**	**1028**	**8.8**	**79**	**244**	**256**

TAMMY HINCHEE
Cuba, IL (Cuba)

Scored 1,000th career point: Valparaiso (Jan. 26, 1989)

Season	GP-GS	FG-FGA	Pct.	3FG-A	Pct.	FT-FTA	Pct.	Pts.	Avg.	Reb.	Avg.	Ast	Blk	Stl
1986-87	27-26	173-376	.460	0-0	.000	49- 71	.690	395	14.6	271	10.0	14	29	29
1987-88	28-25	137-296	.463	1-3	.333	55- 66	.833	330	11.8	244	8.7	36	37	36
1988-89	30-30	232-422	.550	0-0	.000	120-149	.805	584	19.5	262	8.7	70	84	51
1989-90	31-31	241-423	.570	3-12	.250	127-155	.819	612	19.7	322	10.4	38	50	53
TOTALS	**116-112**	**783-1517**	**.516**	**4-15**	**.267**	**351-441**	**.796**	**1921**	**16.6**	**1099**	**9.5**	**158**	**200**	**169**

LISA STAROSTA
Chicago, IL (Luther North)

Scored 1,000th career point: Illinois (Dec. 16, 1983)

Season	GP-GS	FG-FGA	Pct.	3FG-A	Pct.	FT-FTA	Pct.	Pts.	Avg.	Reb.	Avg.	Ast	Blk	Stl
1980-81	32-31	218-441	.494	0-0	.000	101-146	.692	537	16.8	309	9.7	19	43	42
1981-82						did not play — redshirt season								
1982-83	27-19	156-335	.466	0-0	.000	67-86	.779	379	14.0	222	8.2	15	7	38
1983-84	27-24	179-394	.454	0-0	.000	73-101	.723	431	15.9	192	7.1	31	5	35
1984-85	28-28	199-422	.472	0-0	.000	65-97	.670	463	16.5	280	10.0	35	24	86
TOTALS	**114-102**	**752-1592**	**.472**	**0-0**	**000**	**306-430**	**.712**	**1810**	**15.9**	**1003**	**8.8**	**100**	**79**	**201**

STEPHANIE RAYMOND
Rockford, IL (Lutheran)

Scored 1,000th career point: Kent State (Feb. 11, 2006)

Season	GP-GS	FG-FGA	Pct.	3FG-A	Pct.	FT-FTA	Pct.	Pts.	Avg.	Reb.	Avg.	Ast	Blk	Stl
2003-04	27-16	73-185	.395	34-79	.430	61-83	.735	241	8.9	83	3.1	78	11	47
2004-05	28-28	149-380	.392	46-150	.307	90-106	.849	434	15.5	165	5.9	95	9	107
2005-06	28-28	151-354	.427	53-146	.363	103-127	.811	458	16.4	113	4.0	123	6	58
2006-07	31-31	182-418	.435	59-161	.366	163-181	.901	586	18.9	138	4.5	201	12	59
TOTALS	**114-103**	**555-1328**	**.418**	**192-536**	**.358**	**416-497**	**.837**	**1719**	**15.1**	**499**	**4.4**	**497**	**38**	**271**

DOREEN ZIERER
Hampshire, IL (Hampshire)

Scored 1,000th career point: Central Michigan (Feb. 28, 1981)

Season	GP-GS	FG-FGA	Pct.	3FG-A	Pct.	FT-FTA	Pct.	Pts.	Avg.	Reb.	Avg.	Ast	Blk	Stl
1979-80	29-28	179-394	.454	0-0	.000	112-151	.752	470	16.2	319	11.0	32	5	58
1980-81	32-32	218-533	.409	0-0	.000	118-161	.733	554	17.3	262	8.2	68	12	69
1981-82	30-29	261-632	.413	0-0	.000	166-220	.755	688	22.9	260	8.7	32	5	91
TOTALS	**91-89**	**658-1559**	**.422**	**0-0**	**.000**	**396-532**	**.744**	**1712**	**18.8**	**841**	**9.2**	**132**	**22**	**218**

1,000-POINT CLUB

E.C. HILL
Chicago, IL (Whitney Young)

Scored 1,000th career point: Oregon (Nov. 27, 1993)

Season	GP-GS	FG-FGA	Pct.	3FG-A	Pct.	FT-FTA	Pct.	Pts.	Avg.	Reb.	Avg.	Ast	Blk	Stl
1991-92	32-24	178-398	.477	12-41	.293	95-128	.742	463	14.5	164	5.1	113	18	76
1992-93	30-30	193-441	.438	28-81	.346	102-129	.791	516	17.2	147	4.9	136	11	100
1993-94	30-30	223-539	.414	52-152	.342	161-205	.785	659	22.0	166	5.5	143	16	83
TOTALS	**92-84**	**594-1378**	**.431**	**92-274**	**.336**	**358-462**	**.775**	**1638**	**17.8**	**477**	**5.2**	**392**	**45**	**259**

ANGELA LOCKETT
Gary, IN (Horace Mann)

Scored 1,000th career point: Western Illinois (Feb. 19, 1994)

Season	GP-GS	FG-FGA	Pct.	3FG-A	Pct.	FT-FTA	Pct.	Pts.	Avg.	Reb.	Avg.	Ast	Blk	Stl
1990-91	35-26	116-240	.483	0-0	.000	63-127	.496	295	8.4	261	7.5	6	21	24
1991-92	32-22	168-359	.468	0-1	.000	84-136	.618	420	13.1	264	8.3	22	18	49
1992-93	did not play — redshirt season													
1993-94	30-30	158-358	.441	0-0	.000	77-118	.653	393	13.1	246	8.2	15	10	46
1994-95	31-31	202-455	.444	0-1	.000	82-150	.547	486	15.7	243	7.8	23	11	59
TOTALS	**128-109**	**644-1412**	**.456**	**0-2**	**.000**	**306-531**	**.576**	**1594**	**12.5**	**1014**	**7.9**	**66**	**60**	**178**

GENA STUBBS
Indianapolis, IN (Broad Ripple)

Scored 1,000th career point: Detroit (Feb. 17, 1988)

Season	GP-GS	FG-FGA	Pct.	3FG-A	Pct.	FT-FTA	Pct.	Pts.	Avg.	Reb.	Avg.	Ast	Blk	Stl
1985-86	25-25	126-344	.366	0-0	.000	37 -52	.712	289	11.6	111	4.1	48	5	46
1986-87	27-27	152-404	.376	0-1	.000	91-123	.740	395	14.6	163	6.0	66	11	45
1987-88	28-27	165-423	.390	3-16	.188	67-109	.615	400	14.3	139	5.0	70	14	60
1988-89	30-29	183-463	.395	10-34	.294	77-124	.621	453	15.1	163	5.4	169	19	60
TOTALS	**110-108**	**626-1634**	**.383**	**13-51**	**.255**	**272-408**	**.667**	**1537**	**14.0**	**576**	**5.2**	**353**	**49**	**211**

CINDY CONNER
Chicago, IL (Whitney Young)

Scored 1,000th career point: Purdue (Mar. 22, 1992)

Season	GP-GS	FG-FGA	Pct.	3FG-A	Pct.	FT-FTA	Pct.	Pts.	Avg.	Reb.	Avg.	Ast	Blk	Stl
1990-91	34-22	174-402	.433	5-16	.313	72-108	.667	425	12.5	246	7.2	37	47	42
1991-92	32-32	231-571	.405	32-97	.330	96-136	.706	590	18.4	226	7.1	45	51	69
1992-93	30-30	201-479	.420	46-125	.368	57- 83	.687	505	16.8	221	7.4	50	45	78
TOTALS	**96-84**	**606-1452**	**.417**	**83-238**	**.349**	**225-327**	**.668**	**1520**	**15.8**	**693**	**7.2**	**132**	**143**	**189**

JENNIFER YOUNGBLOOD
Rock Island, IL (Rock Island)

Scored 1,000th career point: Marshall (Jan. 25, 2003)

Season	GP-GS	FG-FGA	Pct.	3FG-A	Pct.	FT-FTA	Pct.	Pts.	Avg.	Reb.	Avg.	Ast	Blk	Stl
2000-01	32-32	148-277	.534	2-7	.286	73- 91	.802	371	11.6	232	7.3	30	6	22
2001-02	30-30	168-307	.547	9-23	.391	52- 65	.800	397	13.2	269	9.0	52	5	36
2002-03	28-28	148-277	.534	12-29	.414	70- 79	.886	378	13.5	233	8.3	48	6	28
2003-04	28-28	123-260	.493	4-15	.267	57- 67	.851	307	11.0	276	9.9	58	7	17
TOTALS	**118-118**	**587-1121**	**.523**	**27-74**	**.365**	**252-302**	**.834**	**1453**	**12.4**	**1010**	**8.6**	**188**	**24**	**103**

CHARMONIQUE STALLWORTH
South Bend, IN (Washington)

Scored 1,000th career point: Butler (Jan. 10, 1996)

Season	GP-GS	FG-FGA	Pct.	3FG-A	Pct.	FT-FTA	Pct.	Pts.	Avg.	Reb.	Avg.	Ast	Blk	Stl
1992-93	29-0	69-117	.590	0-0	.000	41-74	.554	179	6.2	117	4.0	3	11	17
1993-94	29-29	112-238	.471	0-0	.000	52-99	.525	276	9.5	144	5.0	29	8	40
1994-95	30-30	182-361	.504	1-7	.143	87-128	.680	452	15.1	142	4.7	50	10	72
1995-96	22-22	204-388	.526	0-13	.000	100-177	.565	508	23.1	171	7.8	34	3	43
TOTALS	**110-81**	**567-1104**	**.514**	**1-20**	**.050**	**280-478**	**.586**	**1415**	**12.9**	**574**	**5.2**	**116**	**32**	**172**

1,000-POINT CLUB

KRISTAN KNAKE
Marengo, IL (Marengo)

Scored 1,000th career point: Montana St. (Nov. 29, 2002)

Season	GP-GS	FG-FGA	Pct.	3FG-A	Pct.	FT-FTA	Pct.	Pts.	Avg.	Reb.	Avg.	Ast	Blk	Stl
1999-2000	28-14	87-256	.340	25-85	.294	56- 75	.747	255	9.1	122	4.4	54	1	40
2000-01	29-27	119-293	.406	33-103	.320	88-109	.807	359	12.4	119	4.1	100	8	59
2001-02	30-28	122-291	.419	33-88	.375	83-109	.761	360	12.0	118	3.9	80	17	67
2002-03	26-23	101-259	.390	34-108	.315	47- 62	.758	283	10.9	92	3.5	67	11	45
TOTALS	**113-92**	**429-1099**	**.390**	**125-384**	**.326**	**274-355**	**.772**	**1257**	**11.1**	**451**	**4.0**	**301**	**37**	**211**

KRISTIN WIENER
Apple Valley, MN (Academy of Holy Angels)

Scored 1,000th career point: Akron (Jan. 20, 2007)

Season	G-GS	FG-FGA	Pct	3FG-A	Pct	FT-FTA	Pct	Pts	Avg	Reb.	Avg	Ast	Blk	Stl
2003-04	27-7	31-86	.360	0-0	.000	42-54	.778	104	3.9	55	2.0	8	16	3
2004-05	28-28	95-226	.420	0-0	.000	88-113	.779	278	9.9	139	5.0	53	25	10
2005-06	29-29	129-264	.489	0-0	.000	112-156	.718	370	12.8	188	6.5	39	30	10
2006-07	31-31	182-369	.493	0-1	.000	102-152	.671	466	15.0	247	8.0	24	32	10
TOTALS	**115-95**	**409-945**	**.433**	**0-1**	**.000**	**344-475**	**.724**	**1218**	**10.6**	**629**	**5.5**	**124**	**103**	33

LESLIE POTTINGER
Belvidere, IL (Belvidere)

Scored 1,000th career point: La Salle (Feb. 9, 1995)

Season	GP-GS	FG-FGA	Pct.	3FG-A	Pct.	FT-FTA	Pct.	Pts.	Avg.	Reb.	Avg.	Ast	Blk	Stl
1991-92	31-0	31-100	.310	3-9	.333	21- 36	.583	86	2.8	69	2.2	11	4	23
1992-93	30-0	99-230	.430	21-77	.237	28- 39	.718	247	8.2	143	4.8	53	9	56
1993-94	30-30	136-320	.425	6-44	.136	56- 85	.659	334	11.1	208	6.9	87	24	99
1994-95	31-31	203-420	.483	42-97	.433	102-122	.836	550	17.7	186	6.0	136	10	98
TOTALS	**122-61**	**469-1070**	**.438**	**72-227**	**.317**	**207-282**	**.734**	**1217**	**10.0**	**606**	**5.0**	**287**	**47**	**276**

SONYA CRIDER
Chicago, IL (Lindblom)

Scored 1,000th career point: Providence (Dec. 21, 1984)

Season	GP-GS	FG-FGA	Pct.	3FG-A	Pct.	FT-FTA	Pct.	Pts.	Avg.	Reb.	Avg.	Ast	Blk	Stl
1981-82	29-20	112-219	.511	0-0	.000	23-43	.535	247	8.5	179	6.2	26	39	38
1982-83	27-18	122-271	.450	0-0	.000	41-71	.577	285	10.6	224	8.3	26	37	38
1983-84	28-28	163-294	.554	0-0	.000	59-97	.608	385	13.8	246	8.8	28	41	42
1984-85	28-21	121-271	.446	0-0	.000	42-70	.600	284	10.1	207	7.4	23	35	29
TOTALS	**112-87**	**518-1055**	**.491**	**0-0**	**.000**	**165-281**	**.587**	**1201**	**10.7**	**856**	**7.6**	**103**	**152**	**147**

AMANDA REESE
Beavercreek, OH (Beaver)

Scored 1,000th career point: Ohio (Jan. 9, 1999)

Season	GP-GS	FG-FGA	Pct.	3FG-A	Pct.	FT-FTA	Pct.	Pts.	Avg.	Reb.	Avg.	Ast	Blk	Stl
1995-96	27-9	56-156	.359	10-34	.294	75-93	.806	197	7.3	53	2.0	72	2	37
1996-97	27-27	93-252	.369	14-35	.400	105-128	.820	305	11.3	85	3.1	165	1	70
1997-98	26-26	106-233	.455	16-59	.271	89-112	.795	317	12.2	87	3.3	130	5	55
1998-99	26-26	106-270	.393	17-51	.333	99-133	.744	328	12.6	93	3.6	84	2	50
TOTALS	**106-88**	**361-911**	**.396**	**57-179**	**.318**	**368-466**	**.790**	**1147**	**10.8**	**318**	**3.0**	**451**	**10**	**212**

MICHELLE JOHNSON
Oak Park, IL (Oak Park-River Forest)

Scored 1,000th career point: Central Michigan (Jan. 27, 2001)

Season	GP-GS	FG-FGA	Pct.	3FG-A	Pct.	FT-FTA	Pct.	Pts.	Avg.	Reb.	Avg.	Ast	Blk	Stl
1997-98	12-9	33-67	.493	0-0	.000	10- 20	.500	76	6.3	86	7.2	9	8	18
1998-99	24-24	137-274	.500	0-0	.000	49- 86	.570	323	13.5	194	8.1	22	38	39
1999-2000	28-28	170-345	.493	0-1	.000	50- 75	.667	390	13.9	240	8.6	30	33	47
2000-01	32-31	143-318	.450	0-0	.000	66-100	.660	352	11.0	205	6.4	38	44	42
TOTALS	**96-92**	**483-1004**	**.481**	**0-1**	**000**	**175-281**	**.623**	**1141**	**11.9**	**725**	**7.6**	**99**	**123**	**146**

SHELLY ROBERTS
Elkhart, IN (Concord)

Scored 1,000th career point: Detroit (Jan. 31, 1987)

Season	GP-GS	FG-FGA	Pct.	3FG-A	Pct.	FT-FTA	Pct.	Pts.	Avg.	Reb.	Avg.	Ast	Blk	Stl
1983-84	28-5	102-197	.518	0-0	.000	27- 49	.551	231	8.6	126	4.7	25	4	39
1984-85	27-12	78-161	.484	0-0	.000	26- 37	.703	182	6.7	126	4.7	19	4	22
1985-86	27-27	169-332	.509	0-0	.000	30- 45	.667	368	13.6	170	6.3	27	1	34
1986-87	27-26	150-290	.517	0-0	.000	45- 68	.662	345	12.8	211	7.8	15	3	43
TOTALS	**109-70**	**499-980**	**.509**	**0-0**	**.000**	**128-199**	**.643**	**1126**	**10.3**	**633**	**5.8**	**86**	**12**	**138**

LINDSAY SECREST
Bloomfield, IN (Bloomfield)

Scored 1,000th career point: Miami (OH) (Jan. 21, 2004)

Season	GP-GS	FG-FGA	Pct.	3FG-A	Pct.	FT-FTA	Pct.	Pts.	Avg.	Reb.	Avg.	Ast	Blk	Stl
2000-01	32-12	101-254	.398	54-140	.386	35-45	.778	291	9.1	92	2.9	46	9	62
2001-02	30-2	80-249	.321	29-107	.271	53-65	.815	242	8.1	89	3.0	40	16	33
2002-03	28-17	93-249	.373	52-130	.400	32-39	.821	270	9.6	62	2.2	50	6	29
2003-04	28-23	106-260	.408	55-145	.379	22-26	.846	289	10.3	69	2.5	37	14	23
TOTALS	**118-54**	**380-1012**	**.375**	**190-522**	**.364**	**142-175**	**.811**	**1092**	**9.3**	**312**	**2.6**	**173**	**45**	**147**

KELLY SUE MILLER
Roselle, IL (Lake Park)

Scored 1,000th career point: Northwestern (Feb. 17, 1998)

Season	GP-GS	FG-FGA	Pct.	3FG-A	Pct.	FT-FTA	Pct.	Pts.	Avg.	Reb.	Avg.	Ast	Blk	Stl
1994-95	31-1	58-164	.354	1-4	.250	19-31	.613	136	4.4	118	3.8	30	17	26
1995-96	26-18	116-263	.441	2-15	.133	41-66	.621	275	10.6	191	7.3	34	13	44
1996-97	26-19	121-268	.451	2-7	.286	59-86	.686	303	11.7	162	6.2	48	13	26
1997-98	20-15	152-284	.535	1-4	.250	62-79	.785	367	18.4	127	6.4	37	10	20
TOTALS	**103-53**	**447-979**	**.457**	**6-30**	**.200**	**181-262**	**.691**	**1081**	**10.5**	**598**	**5.8**	**149**	**53**	**116**

DENISE DOVE
New Hope, MN (Plymouth Armstrong)

Scored 1,000th career point: Cleveland St. (Mar. 7, 1991)

Season	GP-GS	FG-FGA	Pct.	3FG-A	Pct.	FT-FTA	Pct.	Pts.	Avg.	Reb.	Avg.	Ast	Blk	Stl
1987-88	26-5	34-76	.447	15-39	.385	9-13	.692	92	3.5	22	0.8	53	1	14
1988-89	30-30	122-280	.436	80-189	.423	39-51	.765	363	12.1	105	3.5	169	5	57
1989-90	31-31	102-235	.434	53-132	.402	21-26	.808	278	9.0	58	1.9	164	0	62
1990-91	34-32	105-280	.375	73-201	.363	27-34	.794	310	9.1	83	2.4	140	2	55
TOTALS	**121-98**	**363-871**	**.417**	**221-561**	**.394**	**96-124**	**.774**	**1043**	**8.6**	**268**	**2.2**	**526**	**8**	**188**

PAULA WICK
Oconomowoc, WI (Oconomowoc)

Scored 1,000th career point: Western Illinois (Dec. 4, 1981)

Season	GP-GS	FG-FGA	Pct.	3FG-A	Pct.	FT-FTA	Pct.	Pts.	Avg.	Reb.	Avg.	Ast	Blk	Stl
1978-79	19-0	115-281	.409	0-0	.000	34-60	.567	264	13.9	219	11.5	4	4	21
1979-80	29-0	159-389	.409	0-0	.000	45-60	.750	363	12.5	222	7.7	46	9	28
1980-81	32-32	140-275	.373	0-0	.000	59-85	.694	339	10.6	268	8.4	34	28	27
1981-82	22-4	31-86	.360	0-0	.000	10-21	.476	72	3.3	51	2.3	6	8	10
TOTALS	**102-36**	**445-1031**	**.432**	**0-0**	**.000**	**148-226**	**.655**	**1038**	**10.1**	**760**	**7.5**	**90**	**49**	**86**

KYLIE YORK
Fishers, Ind. (Hamilton-Southeastern)

Scored 1,000th career point: Western Michigan (Mar. 2, 2010)

Season	GP-GS	FG-FGA	Pct.	3FG-A	Pct.	FT-FTA	Pct.	Pts.	Avg.	Reb.	Avg.	Ast	Blk	Stl
2006-07	30-0	54-144	.375	48-126	.381	12-12	1.000	168	5.6	43	1.4	22	0	4
2007-08	28-26	100-273	.366	77-216	.356	28-31	.903	305	10.9	78	2.8	73	3	28
2008-09	30-28	91-253	.360	76-210	.362	17-22	.773	275	9.2	63	2.1	48	4	26
2009-10	29-29	94-273	.344	77-221	.348	12-25	.480	277	9.6	68	2.3	53	6	27
TOTALS	**117-83**	**339-943**	**.359**	**278-773**	**.360**	**69-90**	**.767**	**1,025**	**8.8**	**252**	**2.2**	**196**	**13**	**85**

JESSIE WILCOX
Oshkosh, WI (West)

Scored 1,000th career point: Buffalo (Mar. 11, 2009)

Season	GP-GS	FG-FGA	Pct.	3FG-A	Pct.	FT-FTA	Pct.	Pts.	Avg.	Reb.	Avg.	Ast	Blk	Stl
2005-06	29-26	39-134	.291	16-57	.281	33-48	.688	127	4.4	77	2.7	47	1	21
2006-07	31-31	99-245	.404	41-106	.387	65-81	.802	304	9.8	118	3.8	84	2	21
2007-08	24-22	87-208	.418	37-93	.398	37-49	.755	248	10.3	71	3.0	92	1	19
2008-09	30-22	107-288	.372	53-152	.349	61-68	.897	328	10.9	80	2.7	80	5	24
TOTALS	**114-101**	**332-875**	**.379**	**147-408**	**.360**	**196-246**	**.797**	**1007**	**8.8**	**346**	**3.0**	**303**	**9**	**85**

1989-90 NCAA TOURNAMENT TEAM

Northern Illinois University reached the NCAA tournament five times in a six-season span during the early 1990s, rapidly earning a reputation as one of the nation's best programs. By the time the 1989-90 campaign was complete, NIU had ample evidence to back up that claim.

Northern Illinois began the climb into the national spotlight the previous season, posting a 23-7 ledger—the school's first 20-win season—despite a line-up of only eight players. That lack of depth proved to be the Huskies' Achilles heel, however, as NIU wore down and dropped four of its final eight games and was passed over by the NCAA selection committee despite a second-place finish in the North Star Conference.

Head coach Jane Albright directed a high-powered offense which featured a pair of future Hall of Famers in senior center Carol Owens and junior guard Lisa Foss. Hard-working forward Tammy Hinchee provided the perfect complement for Owens in the middle with junior guard Denise Dove leading the attack from the point. Senior forward Kris Weis rounded out the starting line-up for Northern Illinois, with Toby Meeks and Tracy Mondek leading the reserves off the bench.

The Huskies started quickly that season, compiling a 12-2 record out of the gates before conference play. The only blemishes to that mark came in an 87-84 overtime loss to the University of South Carolina in the championship game of the NIU/Contel Fastbreak Fest and a 90-65 loss to Stephen F. Austin State University. But against the rest of the nation, Northern Illinois more than held its own.

Owens matched a school single-game record with 41 points when Northern Illinois defeated the University of Illinois 110-93 on December 16—part of an early-season run which also included victories over Northwestern University, Southern Illinois University and the University of Minnesota. Add in three more victories to begin the North Star Conference schedule plus a triumph over local rival Western Illinois University, and Albright's crew had a 15-3 record and had entered the Associated Press Top 25 national poll.

The early run in the NSC featured a (January 15) meeting at DePaul University. NIU and the Blue Demons produced three memorable show-downs the previous year but the Blue Demons defeated Northern Illinois, 76-61, to win the 1989 NSC tournament championship, leaving Albright's team with something to prove.

NIU had never won at DU's Alumni Hall; in fact, an 86-82 victory in Evans Field House the previous season was the only time Northern Illinois had ever beaten the Blue Demons. But in this magical winter, anything was possible. Five busloads and numerous carloads of fans made the trek to Chicago, part of a crowd of 4,294 fans crammed into the DU gym by tip-off. Hinchee scored a game-high 35 points, but it was Meeks' 13-point performance off the bench which was the difference in an 81-75 victory.

The Huskies brought a ten-game winning streak to Vanderbilt University on January 29 and nearly added the Commodores to their list of conquests but the Southeastern Conference power edged NIU, 87-83. An 83-62 setback at the University of Tennessee was the only other blemish in a 21-2 mark between December 20 and March 18. With that record of success, NIU rapidly gained a loyal fan following.

For proof of the Huskies' support, look no further than February 15 re-match versus De-Paul.

First place in the league was on the line on that Thursday evening as a standing-room only crowd of 6,118 fans flooded the Evans Field House turnstiles with more than 1,000 more turned away at the door. The crowd—the largest to witness a women's collegiate basketball game in the state of Illinois at the time—watched Hinchee and Owens combine for 58 points in the Huskies' 92-72 victory, firmly establishing Northern Illinois as the league's top team.

With that challenge behind them, the Huskies raced into the final stretch of the regular season. NIU posted a school-record 122 points to defeat Valparaiso University on February 20 and put 116 points on the board in a rout of the University of Illinois-Chicago five days later. Even Carol Hammerle's defense couldn't slow down NIU, which defeated the University of Wisconsin-Green Bay, 86-68, to close the regular season.

Kris Weis (left) and Carol Owens join Tammy Hinchee in celebration after NIU defeated DePaul to win the North Star Conference tournament championship

As the top team in the seven-school conference, Northern Illinois earned a first-round bye for the North Star tournament. The extra rest and the home-court advantage of Evans Field House added to the Huskies' position as favorite to win the title and the automatic berth to the NCAA tournament. A 102-79 victory over Valparaiso in the semifinals set up a final showdown with DePaul, and vitually secured a trip to the national summit. But there was still one item left on the agenda before that.

"We were on a mission from the beginning," Dove said. "Going into (the NSC championship) game, we knew we were going into the NCAA tournament. We wanted that North Star championship ring."

March 10, 1990, became a milestone date in Northern Illinois history, as all five starters (plus reserve Toby Meeks) scored in double figures and the Huskies gained revenge for the previous season with a 97-85 triumph. Time to put on those dancing shoes.

"This is the most valuable necklace I've ever had around my neck," Albright said in the post-game press conference, wearing the net from the west basket. "This is a dream come true for every kid on that team, myself, and my staff."

"Northern Illinois is a super basketball team.

1990 NCAA Tournament - Second Round / North Star Champions
(Front row) *Julie Gainer, Denise Lipnisky, Lisa Foss, Toby Meeks, Kris Weis, Dee Dee Jeske, Denise Dove.*
(Middle row) *Deb Teske, Tiana Burkholder, Tracy Mondek, Carol Owens, Tammy Hinchee, Soyini Chism, Cindy Conner.*
(Back row) *Student assistant athletics trainer Mary Shields, assistant athletics trainer Stacy Michalski, assistant coach Debbie Patterson, head coach Jane Albright, assistant coach Kim Duppins, assistant coach Sandy Schuster, graduate assistant coach Kamie Ethridge, manager Herman Lee, manager Angie White.*

1989-90 NCAA TOURNAMENT TEAM

They are equal to the many nationally-ranked teams we've faced," DePaul boss Doug Bruno acknowledged.

NIU drew the fifth seed in the Midwest Region and the chance to host a first-round match-up versus Texas Tech University. A March 14 date would leave the students on Spring Break, but a crowd of 5,417 still assembled to view a piece of school and national history. Owens and Hinchee tallied a total of 40 points with Foss and Dove combining for 30 from the outside in an 84-63 rout as the Huskies showed they belonged among the nation's best teams.

The second round put Northern Illinois against Purdue University in what proved to be a bitter showdown. For 40 minutes, neither team built more than a six-point lead as the game featured 19 ties and 26 lead changes in front of 3,517 fans at Mackey Arena. The Boilermakers needed 76 percent shooting from the floor to pull out an 86-81 triumph and advance, ending the careers of Owens, Hinchee and Weis. But those three players capped their playing days with one of the most memorable seasons imaginable.

The Huskies reached the century mark eight times, averaging a Division I-best 94.5 points per game. Northern Illinois scored 90 or more points a staggering 21 times and were held under 80 just twice—the losses to SFASU and Tennessee.

NIU's rate remains the fourth-highest in NCAA Division I history and was enhanced by a nation-leading 77.5 percent touch at the free throw line and 50.2 percent accuracy from the floor (fourth in the country).

Even 100 points wasn't enough for the Huskies, who poured in 110 or more points six times. The 122-point performance versus Valparaiso highlighted the Huskies' high-octane engine which produced six of the top 11 point totals in Northern Illinois annals.

The team's legacy remains evident in more than just the NCAA tournament banner hanging in the Convocation Center. Albright's crew rewrote the NIU record book, etching 21 individual and 17 team records that season, with Owens earning NSC Player of the Year honors and Kodak District IV All-America accolades. The Chicago native graduated as the Huskies' all-time leading scorer with 2,102 career points (a title she held for just one season before Foss finished the following spring at 2,500) while Hinchee pulled down the last of her school-record 1,099 rebounds in a Northern Illinois uniform.



Lisa Foss averaged nearly 20 points per game from the perimeter while Tammy Hinchee and Carol Owens dominated the paint on the way to NIU's first NCAA tournament appearance.

Owens averaged a league-best 21.7 points per game and led the NSC at 2.0 blocked shots per contest. Front-line mate Hinchee topped the North Star charts at 10.4 rebounds per outing to go with 19.7 points per contest, just ahead of Foss' 19.5 ppg. rate. Weis contributed 11.3 points per game with a league-leading 87.2 percent free throw touch while Dove finished the season 9.0 points per game and handed out 164 assists—just five set-ups short of her own single-season mark established the previous year.

Northern Illinois finished with a 26-5 record—the best in school history—with all five of those losses coming to NCAA tournament teams. Tennessee finished fourth in the final AP poll, followed by Stephen F. Austin St. (sixth), Purdue (15th), South Carolina (19th) and Vanderbilt (31st). Little wonder that Albright walked away with NSC Coach of the Year recognition, having laid the foundation for an annual trek to the national summit.

The '89-90 squad was inducted to the NIU Athletics Hall of Fame in 2005.

THE 1989-90 HUSKIES

The Starting Line-up:

F	**33**	**Kris Weis**	**5-8**	**Sr.**
		(11.3 ppg. / 5.5 rpg. / 3.0 apg.)		
F	**42**	**Tammy Hinchee**	**6-2**	**Sr.**
		(19.7 ppg. / 10.4 rpg. / 1.2 apg.)		
C	**31**	**Carol Owens**	**6-3**	**Sr.**
		(21.7 ppg. / 9.2 rpg. / 0.8 apg.)		
G	**10**	**Lisa Foss**	**5-7**	**Jr.**
		(19.5 ppg. / 3.6 rpg. / 2.3 apg.)		
G	**11**	**Denise Dove**	**5-4**	**Jr.**
		(9.0 ppg. / 1.9 rpg. / 5.3 apg.)		

Off the bench:

13	**Toby Meeks**	**5-7**	**Jr.**
	(4.5 ppg. / 1.4 rpg. / 1.5 apg.)		
15	**Dee Dee Jeske**	**5-7**	**So.**
	(4.4 ppg. / 2.5 rpg. / 1.4 apg.)		
51	**Tracy Mondek**	**6-1**	**So.**
	(3.3 ppg. / 4.2 rpg. / 0.6 apg.)		
30	**Tiana Burkholder**	**6-1**	**Fr.**
	(1.0 ppg. / 1.0 rpg. / 0.1 apg.)		
24	**Denise Lipnisky**	**5-6**	**Jr.**
	(0.7 ppg. / 0.3 rpg. / 0.2 apg.)		
4	**Julie Gainer**	**5-4**	**Fr.**
	(0.4 ppg. / 0.1 rpg. / 0.1 apg.)		

Head Coach: Jane Albright
Assistants: Deb Patterson, Kamie Ethridge, Kim Duppins, Sandy Schuster

1989-90 RESULTS

	NIU	Opp.		
Nov. 28	98	75	Minnesota	(a)
Dec. 2	97	82	Ball State - ◆	(h)
Dec. 3	84	87	South Carolina (OT) - ◆	(h)
Dec. 5	99	74	Northwestern	(h)
Dec. 16	110	93	Illinois	(h)
Dec. 18	91	68	Southern Illinois	(h)
Dec. 20	65	90	Stephen F. Austin St. - ▼	(n)
Dec. 21	95	91	Utah - ▼	(n)
Dec. 29	94	80	Cal State-Fullerton	(a)
Jan. 3	99	79	San Diego State	(a)
Jan. 6	93	69	Nebraska	(a)
Jan. 8	116	84	Creighton	(a)
Jan. 11	108	78	Akron - ■	(h)
Jan. 13	96	48	Cleveland State - ■	(h)
Jan. 18	81	75	DePaul - ■	(a)
Jan. 22	110	74	Valparaiso - ■	(a)
Jan. 25	92	70	Western Illinois	(a)
Jan. 29	84	87	Vanderbilt	(a)
Jan. 31	83	50	Illinois-Chicago - ■	(a)
Feb. 3	84	60	Wisconsin-Green Bay - ■	(h)
Feb. 5	62	83	Tennessee	(a)
Feb. 9	112	91	Akron - ■	(a)
Feb. 11	88	66	Cleveland State - ■	(a)
Feb. 15	92	77	DePaul - ■	(h)
Feb. 20	122	86	Valparaiso - ■	(h)
Feb. 25	116	58	Illinois-Chicago - ■	(h)
Mar. 4	96	68	Wisconsin-Green Bay - ■	(a)
Mar. 9	102	79	Valparaiso - ▲	(h)
Mar. 10	97	85	DePaul - ▲	(h)
Mar. 14	84	63	Texas Tech - ●	(h)
Mar. 18	81	86	Purdue - ●	(a)

◆ - NIU / Contel Fastbreak Fest (2nd)
▼ - University of Washington Huskie Classic (3rd)
■ - North Star Conference game
▲ - NSC Tournament (Champion)
● - NCAA Tournament game

Final AP Top 25 Rankings

(Mar. 12, 1990 - prior to NCAA tournament)

	Team (first-place votes)	W-L	Pts.
1.	Louisiana Tech (56)	29-0	1,494
2.	Stanford (3)	27-1	1,437
3.	Washington	26-2	1,324
4.	Tennessee	25-5	1,301
5.	UNLV (1)	28-2	1,237
6.	Stephen F. Austin St.	27-2	1,166
7.	Georgia	25-4	1,080
8.	Texas	25-4	1,052
9.	Auburn	24-6	1,013
10.	Iowa	23-5	1,000
11.	North Carolina State	24-5	925
12.	Virginia	26-5	886
13.	Northwestern	24-4	734
14.	Long Beach State	24-8	685
15.	Purdue	22-6	615
16.	Hawaii	25-3	586
17.	**Northern Illinois**	**25-4**	**546**
18.	Providence	26-4	432
19.	South Carolina	22-8	370
20.	Southern Mississippi	26-4	332
21.	Tennessee Tech	25-4	299
22.	Arkansas	22-4	295
23.	LSU	21-8	108
24.	Mississippi	20-9	102
25.	St. Joseph's	24-6	99

Others receiving votes: Penn State 88, Connecticut 71, Montana 48, Clemson 43, Missouri 35, Vanderbilt 25, DePaul 15.

1991-92 NCAA TOURNAMENT TEAM

While the 1989-90 Northern Illinois University women's basketball team will always be known as the first team to reach the NCAA tournament, the 1991-92 edition might be recognized as the most resilient of the Huskie squads during that run. For a definition of the word "determination," look no further than this team, which overcame a series of challenges to re-establish NIU in the national spotlight.

NIU first had to rebound from a disappointing 1990-91 season when even a 24-8 record wasn't enough to entice a bid to the NCAA tournament. Three losses in the final four games (including a second-round loss in the North Star Conference tournament) relegated Northern Illinois into the National Invitational Tournament, where two more setbacks followed before the Huskies salvaged the trip with a victory in the seventh-place game to settle for a 25-10 ledger.

Including the landmark 1989-90 campaign, NIU had tallied 51 victories in the past two seasons. But the Huskies also had to compensate for the graduated backcourt tandem of Lisa Foss and Denise Dove. Foss completed her career as the Huskies' all-time leading scorer after averaging 24.4 points per game in 1990-91 while Dove's 526 career assists put her atop the NIU charts in that category. E.C. Hill quickly stepped into Foss' role, expected to lead Northern Illinois back into the NCAA tournament.

Hill had earned a spot on several prep All-America teams—including the Parade honor roll—after a stellar career at Chicago's Whitney Young High School but sat out the 1990-91 campaign as a Proposition 48 casualty. Her return to the floor would be the key for Northern Illinois, which had just two starters returning from the previous year's 25-win team.

The young Huskies would get tested quickly, facing a schedule that included national powers Stephen F. Austin St. , Purdue University, Utah and DePaul even before starting the conference schedule. Then there were games versus the University of Tennessee, Florida State and Northwestern looming down the road.

Hill needed just one game to shake off the rust of her lost season, scoring a season-high 30 points in her second contest in a Huskie uniform. Unfortunately, that feat became a footnote in a 101-91, double-overtime loss to the Washington—one which featured 108 free throw attempts. Seven Huskies fouled out of that game as No. 21-ranked UW went to the line an NCAA-record 69 times. Northern Illinois rallied the following day to defeat Ohio to claim third place at the Iowa's Amana/Hawkeye Classic and edged Miami, 83-75, to open the NIU Fastbreak Fest, creating a date with the Purdue squad which ended the Huskies' first NCAA tournament run two years earlier.

Purdue again proved its superiority, however, as the 17th-ranked Boilermakers posted an 83-68 victory. So when Stephen F. Austin St. brought the nation's No. 6 ranking into Evans Field House, the Huskies' chances appeared bleak—especially considering Northern Illinois faced its third nationally-ranked opponent in a 16-day span. Somebody apparently forgot to tell Dianna Wingis, who posted 16 points, 10 rebounds and four blocked shots, sparking a surprise 73-55 rout of the Ladyjacks. It proved to be one of only three losses for SFA that season.

Any thoughts of optimism were quickly dispelled, however, as consecutive losses to Manhattan College, DePaul and Utah dropped Northern Illinois to 4-5 as the NSC schedule opened on January 11. The league environment cured the Huskies' woes as a five-game winning streak suddenly propelled NIU to 9-5. The Huskies' perseverance was evident on January 15 when the "Comeback Kids" rallied from a 13-point deficit in the final 14:08 to defeat instate rival Southern Illinois University, 87-84.

The roller-coaster ride hit another dip with four losses in the next six games, including a 78-61 loss at the Tennessee and a deflating 75-72 setack at the Akron. That came just two days after a 117-115 overtime victory at Cleveland State in the highest-scoring game in program history on February 6. Cindy Conner and Dee Dee Jeske led NIU with 25 points apiece against CSU, and Tracy Mondek poured in a career-best 23. Two Mondek free throws with 14 seconds left in regulation forced the extra session.

Angela Lockett powered the Huskies to the North Star Conference tournament championship, earning MVP honors with 62 points and 32 rebounds in three games.

By the time the regular season drew to a close, Northern Illinois limped into the NSC tourney with three consecutive losses (back-to-back 20-point setbacks to Florida State and Northwestern before a 75-66 home-court setback to the University of Wisconsin-Green Bay) and a less-than-stellar 14-13 ledger. All that changed, however, in a March 5 meeting with the University of Illinois-Chicago in the NSC quarterfinals at Evans Field House.

"No matter what we've done prior to the tournament, this is the start of a whole new season and anything can happen," NIU head coach Jane Albright-Dieterle predicted before the tournament started. "We've just got to believe in ourselves. I can only tell the players they have the talent and the abilities. Now, it's their turn to start believing and make something happen."

Northern Illinois dominated the Flames, 87-45, to advance to the semifinals versus Valparaiso —a team which had defeated NIU, 101-91, just two weeks earlier. But the Crusaders were no match for Hill and Conner, who collected 42 points while Angela Lockett posted 16 points and 16 rebounds in an 87-72 triumph. Suddenly, Carol Hammerle

1992 NCAA Tournament - Second Round / North Star Champions

(Front row) *Student assistant athletics trainer Kelly Wika, manager Tennea Collier, Julie Gainer, Gina LaMay, Tracy Mondek, Dee Dee Jeske, E.C. Hill, Jenny Sullivan, manager Tiffany Meadows, assistant athletics trainer Stacy Michalski.* **(Back row)** *Student assistant coach Denise Dove, assistant coach Sue Semrau, head coach Jane Albright-Dieterle, Debbie Teske, Angela Lockett, Cindy Conner, Dianna Wingis, Tiana Burkholder, Leslie Pottinger, Soyini Chism, graduate assistant coach Jonelle Polk, assistant coach Shelly Roberts.*

1991-92 NCAA TOURNAMENT TEAM

and Green Bay was all that stood between NIU and a return to the "Big Dance."

UWGB won the two regular-season meetings, limiting Northern Illinois to 35 percent shooting from the field. Hill scored a season-low five points in the first meeting—a 62-57 Wisconsin-Green Bay victory. The Huskie standout refused to let that happen again, demonstrating the form which made her the NSC Newcomer of the Year. Hill tallied 22 points but it was tournament MVP Lockett who stole the show with 24 points and 11 rebounds as Northern Illinois pulled off the 84-66 victory.

"It was tough to believe," senior Dee Dee Jeske said of the championship. "But we had the fans and the home court, and that was a big plus. We started to believe. That was the key word."

"Northern Illinois truly outhustled us," Hammerle explained after the game. "They were a very hungry team."

NIU awaited its travel destination for the first round, but a paperwork error forced Louisiana Tech to come to DeKalb to open the national summit. Northern Illinois—the 11th seed in the Mideast Region—took advantage of that home-court atmosphere for a 77-71 overtime triumph behind Lockett's 22 points and nine rebounds plus 20 points from Wingis.

The Huskies were hardly intimidated by LTU's history (which already included three national championships), and claimed a double-digit lead at 26-15 late in the first half. At intermission, Northern Illinois still held a 34-25 advantage, thanks to Hill's 13 points.

Louisiana Tech chipped away at the margin, closing within three points on three occasions before eventually leveling the books at 50-all with seven minutes to play in regulation. But Albright's team kept its poise and appeared to have the game wrapped up, leading 63-58 with just 22 seconds remaining.

Three Amy Brown free throws trimmed the deficit to two points, and Pam Thomas stole a pass for a breakaway lay-up, postponing the Huskies' celebration. Suddenly, the "Comeback Kids" had one more obstacle in their path. The home-court atmosphere proved important, with fans rallying around their Huskies. Five different players scored in the extra session, pushing NIU into the second round.

Northern Illinois had to overcome 30 turnovers, but 52 percent shooting from the field was enough as NIU limited the Lady Techsters to three-of-14 accuracy in the extra session.

So in another bit of irony, the Huskies gained a re-match against Purdue in Mackey Arena. Northern Illinois ran out of steam as Purdue rolled to a 98-62 victory, but even that setback could not temper the Huskies' emotions for their accomplishments.

Conner garnered First-Team All-NSC recognition after averaging 18.4 points, 7.1 rebounds and 1.6 blocked shots per game. Hill added 14.5 points and 3.5 assists per outing with Lockett anchoring the middle with 13.1 points and 8.3 rebounds per contest. Jeske added 9.4 points a night as Hill's running mate in the back court while Wingis pulled down 6.5 rebounds per game to augment a 7.7 ppg. scoring pace.

THE 1991-92 HUSKIES

The Starting Line-up:

F	32	**Cindy Conner**	6-1	Jr.
		(18.4 ppg. / 7.1 rpg. / 1.3 apg.)		
F	52	**Angela Lockett**	5-10	So.
		(13.1 ppg. / 8.3 rpg. / 0.7 apg.)		
C	34	**Dianna Wingis**	6-3	Jr.
		(7.7 ppg. / 6.5 rpg. / 0.8 apg.)		
G	15	**DeeDee Jeske**	5-7	Jr.
		(9.4 ppg. / 4.4 rpg. / 2.1 apg.)		
G	23	**E.C. Hill**	5-7	So.
		(14.5 ppg. / 5.1 rpg. / 3.5 apg.)		

Off the bench:

22	**Debbie Teske**	5-10	Jr.
	(5.8 ppg. / 2.0 rpg. / 1.7 apg.)		
51	**Tracy Mondek**	6-1	Sr.
	(5.2 ppg. / 5.2 rpg. / 0.7 apg.)		
12	**Leslie Pottinger**	5-10	Fr.
	(2.8 ppg. / 2.2 rpg. / 0.3 apg.)		
30	**Tiana Burkholder**	6-1	Jr.
	(1.6 ppg. / 2.1 rpg. / 0.2 apg.)		
4	**Julie Gainer**	5-4	Jr.
	(0.8 ppg. / 0.7 rpg. / 1.2 apg.)		
20	**Soyini Chism**	6-1	So.
	(1.2 ppg. / 1.2 rpg. / 0.1 apg.)		
25	**Jenny Sullivan**	5-7	Fr.
	(0.6 ppg. / 1.0 rpg. / 0.4 apg.)		
44	**Gina LaMay**	5-9	Fr.
	(0.0 ppg. / 0.0 rpg. / 0.0 apg.)		

Head Coach: Jane Albright
Assistants: Sue Semrau, Shelly Davis, Jonelle Polk, Denise Dove

NIU 84, UW-Green Bay 66 (NSC Championship)
Mar. 7, 1992 — at DeKalb, IL

NIU (84)	Min.	FG-A	FT-A	Rebs. Off.-Tot.	A-TO	PF	TP
Cindy Conner	32	5-12	3-6	2-4	3-2	2	15
Angela Lockett	37	8-15	8-10	7-11	0-2	1	24
Dianna Wingis	28	2-6	5-6	1-8	1-1	3	9
Dee Dee Jeske	30	3-6	8-8	1-4	0-2	0	14
E.C. Hill	36	7-12	8-9	2-7	2-4	4	22
Debbie Teske	11	0-2	0-0	0-0	0-1	1	0
Tracy Mondek	9	0-2	0-0	1-1	0-1	3	0
Leslie Pottinger	7	0-5	0-0	2-2	0-1	0	0
Tiana Burkholder	6	0-0	0-0	0-0	0-0	1	0
Julie Gainer	4	0-0	0-0	0-0	0-1	0	0
Team				1-1			
Totals	**200**	**25-60**	**32-39**	**17-38**	**6-15**	**15**	**84**

Percentages: FG-.417, FT-.821, **3-point goals:** 2-4, .500 (Conner 2-4). **Blocked shots:** 4 (Hill 3, Jeske). **Steals:** 10 (Lockett 3, Hill 3, Jeske 2, Conner, Pottinger).

UWGB (66)	Min.	FG-A	FT-A	Rebs. Off.-Tot.	A-TO	PF	TP
Dawn Schirmacher	36	5-9	2-2	1-3	2-2	5	14
Beth Peters	22	4-5	2-3	0-3	1-0	5	10
Lisa Wegner	26	4-5	0-0	3-6	0-3	5	8
Sandra Baerwald	37	6-15	2-3	0-2	3-6	2	17
Sue Geiser	23	3-8	0-0	0-3	2-4	4	6
Kelly Williams	27	2-8	0-0	0-2	0-5	3	4
Kimberly Wood	17	2-3	1-2	2-5	0-0	2	5
Sarah Meyer	6	0-0	0-0	0-1	0-2	0	0
Jan Zimmerman	4	0-1	2-2	0-0	0-0	0	2
Lisa Marshall	2	0-1	0-0	1-1	0-1	0	0
Team				2-2			
Totals	**200**	**26-55**	**9-12**	**9-28**	**8-23**	**26**	**66**

Percentages: FG-.473, FT-.750, **3-point goals:** 5-15, .333 (Baerwald 3-6, Schirmacher 2-4, Marshall 0-1, Geiser 0-2, Williams 0-2). **Blocked shots:** 4 (Wood 3, Williams). **Steals:** 7 (Baerwald 3, Schirmacher 2, Geiser, Wegner).

Northern Illinois	**35**	**49**	**--**	**84**
Wisconsin-Green Bay	**27**	**39**	**--**	**66**

1991-92 RESULTS

	NIU	Opp.		
Nov. 24	58	55	Michigan State	(h)
Nov. 30	91	101	Washington (2 OT) - ▼	(n)
Dec. 1	73	63	Ohio - ▼	(n)
Dec. 6	83	75	Miami-Ohio - ◆	(h)
Dec. 7	68	83	Purdue - ◆	(h)
Dec. 16	73	55	Stephen F. Austin St.	(h)
Dec. 21	62	69	Manhattan College	(a)
Jan. 2	59	72	DePaul	(a)
Jan. 6	78	85	Utah (OT)	(a)
Jan. 11	94	85	Cleveland State - ■	(h)
Jan. 13	101	67	Akron - ■	(h)
Jan. 15	87	84	Southern Illinois	(h)
Jan. 18	82	72	Wright State - ■	(a)
Jan. 21	102	84	Valparaiso - ■	(h)
Jan. 24	61	78	Tennessee	(h)
Jan. 27	72	55	Illinois-Chicago - ■	(a)
Jan. 31	57	62	Wisconsin-Green Bay-■	(a)
Feb. 4	66	75	DePaul	(h)
Feb. 6	117	115	Cleveland State (OT) - ■	(a)
Feb. 8	72	75	Akron - ■	(a)
Feb. 11	83	76	Wisconsin-Milwaukee	(a)
Feb. 15	103	54	Wright State - ■	(h)
Feb. 18	91	101	Valparaiso - ■	(a)
Feb. 20	84	55	Illinois-Chicago - ■	(h)
Feb. 22	74	99	Florida State	(a)
Feb. 25	75	95	Northwestern	(h)
Feb. 27	66	75	Wisconsin-Green Bay-■	(h)
Mar. 5	87	45	Illinois-Chicago - ▲	(h)
Mar. 6	87	72	Valparaiso - ▲	(h)
Mar. 7	84	66	Wisconsin-Green Bay-▲	(h)
Mar. 18	77	71	Louisiana Tech - ●	(h)
Mar. 22	62	98	Purdue - ●	(a)

▼ - University of Iowa/Amana-Hawkeye Classic (3rd)
◆ - NIU / Contel Fastbreak Fest (2nd)
■ - North Star Conference game
▲ - NSC Tournament (Champion)
● - NCAA Tournament game

NIU 77, Louisiana Tech 71 (OT) (NCAA, 1st Rd.)
Mar. 18, 1992 — at DeKalb, IL

NIU (77)	Min.	FG-A	FT-A	Rebs. Off.-Tot.	A-TO	PF	TP
Cindy Conner	35	4-12	6-10	1-4	1-6	4	14
Angela Lockett	35	10-17	2-5	2-9	1-3	2	22
Dianna Wingis	36	8-12	4-6	3-9	2-3	4	20
Dee Dee Jeske	33	2-6	0-2	2-6	2-3	3	4
E.C. Hill	37	7-10	1-1	3-10	4-8	4	17
Tracy Mondek	15	0-0	0-1	0-2	0-2	2	0
Debbie Teske	12	0-2	0-0	0-0	1-2	1	0
Leslie Pottinger	10	0-1	0-0	1-1	0-0	0	0
Julie Gainer	8	0-0	0-1	1-1	1-3	2	0
Tiana Burkholder	4	0-0	0-0	0-0	0-0	0	0
Team				4-11			
Totals	**225**	**31-60**	**13-26**	**17-53**	**12-30**	**22**	**77**

Percentages: FG-.517, FT-.500, **3-point goals:** 2-7, 2.86 (Hill 2-2, Teske 0-2, Conner 0-3). **Blocked shots:** 5 (Conner 2, Jeske, Hill, Mondek). **Steals:** 5 (Jeske 2, Conner, Wingis, Pottinger).

La. Tech (71)	Min.	FG-A	FT-A	Rebs. Off.-Tot.	A-TO	PF	TP
Shantel Hardison	41	11-23	9-13	6-10	3-4	2	31
Danielle Whitehurst	29	3-5	3-5	4-12	0-0	5	9
LaShawn Brown	26	0-5	0-0	2-9	1-1	5	0
Pam Thomas	36	6-24	3-4	3-3	3-1	4	15
Lisa Payne	31	0-3	1-4	1-2	2-4	5	1
Cara Gullion	26	4-11	0-0	1-2	0-2	2	9
Amy Brown	18	0-6	3-3	1-1	0-2	1	3
Joletta Riser	13	1-3	1-2	3-5	0-1	2	3
DeJuna Jackson	5	0-0	0-1	0-0	0-0	2	0
Team				4-1	1		
Totals	**225**	**25-80**	**20-32**	**25-49**	**9-16**	**28**	**71**

Percentages: FG-.313, FT-.625, **3-point goals:** 1-14, .071 (Gullion 1-8 Thomas 0-3, A. Brown 0-3). **Blocked shots:** 3 (L. Brown 2, Whitehurst). **Steals:** 16 (Hardison 5, Thomas 3, Payne 2, Gullion 2, A. Brown 2, L. Brown, Whitehurst).

Northern Illinois	**34**	**29**	**14**	**--**	**77**
Louisiana Tech	**25**	**38**	**8**	**--**	**71**

1992-93 NCAA TOURNAMENT TEAM

As the saying goes, "the more things change, the more they stay the same." For the Northern Illinois University women's basketball team, the 1992-93 season was expected to be a capstone to the careers of five seniors and the launching pad for the "next generation" of Huskies in the NCAA tournament.

First, the new. The North Star Conference disbanded after the 1991-92 campaign, being absorbed into the Mid-Continent Conference. So Jane Albright's crew had a new league to conquer, with 10 returning letterwinners poised to continue the Huskies' run of postseason play.

That challenge would fall into the hands of junior guard E.C. Hill and senior forward Cindy Conner, former teammates at Chicago's Whitney Young High School who would play a key role in NIU's hopes of a fourth 20-win campaign in a five-year span. Both earned preseason Honorable Mention All-America acclaim from *Street & Smith's*, establishing Northern Illinois as the team to beat in the Mid-Con. But all those accolades would mean nothing without a trip to the NCAA's "Big Dance."

The road back to the NCAA tournament became a little rockier when Angela Lockett went down with a knee injury in preseason workouts. The 5-10 Lockett was expected to anchor the post after averaging 13.1 points and 8.3 rebounds as a sophomore and earning North Star tournament MVP honors, but her injury left a gap to be filled.

The Huskies quickly marked their territory, edging instate rival Southern Illinois, 84-80, and dominating Fresno State, 93-74, in the home opener. But a west coast swing produced a pair of losses at the Southern California (91-64) and the Arizona (80-75), leaving NIU searching for answers in a four-game homestand.

The Evans Field House atmosphere proved to be the perfect tonic for the Huskies' woes as NIU rolled up 296 points in the first three outings, including 109 versus Manhattan College and 102 more in their Mid-Con debut, a 17-point victory over Valparaiso. Conner posted a season-high 26 against VU's Crusaders to set up an early-season conference showdown versus the University of Wisconsin-Green Bay on January 14.

After nine ties and eight lead changes in the first 24 minutes, Hill took over with six points in a 15-3 run as Northern Illinois assumed command with an 85-76 victory and an 85-58 romp at Eastern Illinois two days later. No. 21-ranked DePaul took the next step to knock NIU off its perch at Evans Field House.

DePaul moved into the Great Midwest Conference rather than joining the rest of the Mid-Con, but the meeting between long-time local rivals still carried significance, both in terms of local media and national rankings. So there was plenty of attention focused on DeKalb on January 19.

Hill made just one of eight shots and had two points at halftime as DePaul took a 43-32 lead to the locker room.

The deficit remained at seven with 11:07 remaining, but a skirmish at the top of the key awakened the 3,006 fans in attendance. Hill tangled with a DePaul defender, then took out her frustration on the rest of the Blue Demons by scoring or assisting on 11 consecutive NIU points. Her three-point play gave the Huskies a 53-51 lead on the way to a 73-69 victory. Hill finished the night with 19 points, six assists and three steals in the Huskies' sixth consecutive triumph.

The streak reached eight straight before the wheels came off at Iowa City, Iowa on January 26. A 92-59 setback at the University of Iowa represented the team's first loss in more than a month, but the Huskies rebounded with three more victories in a return to Mid-Con play before venturing to UWGB's Phoenix Sports Center on February 6.

Conner tallied 24 points, nine rebounds and four steals in that 71-68 victory as NIU improved to 14-3 overall and 9-0 in the Mid-Con, leaving the team to consider the possibility of running the table in the league.

Chelsea Schwankl stepped into the point guard role as a freshman early in the 1992-93 campaign, averaging 4.4 points plus 2.6 assists per game while studying the Huskie system.

After a 91-80 triumph at Valparaiso and an 84-68 non-conference loss at DePaul, the Huskies hit the century mark for the third time with a 103-57 victory over Eastern Illinois. NIU entered its next game at 11-0 in the Mid-Con, but the University of Illinois-Chicago ended hopes of a perfect league season with an 81-76 victory on Feburary 20.

Even after that setback, Northern Illinois still owned the top spot in the Mid-Con and was just two games away from an unblemished home-court ledger. After defeating league rivals Cleveland State (88-77) and Youngstown State (105-92), the Huskies had done something none of their predecessors had accomplished as NIU left Evans Field House with an untarnished 13-0 record. Following a 102-70 victory at Western Illinois, Northern Illinois reached that magical 20-win plateau and a 77-51win at Wright State sent the Huskies into the inaugural Mid-Con tournament as the top seed.

Six players scored in double figures as Northern Illinois easily dismissed Eastern Illinois, 102-51, to create a re-match versus UIC in the semifinals. The Huskies exacted revenge on the Flames, as a 10-0 run midway through the first half paved the way for a 45-23 halftime lead on the way to an 81-47 decision. Caryn Alexander and Conner each posted a "double-double" with Alexander leading the way at 15 points plus ten rebounds and Conner following with ten of each to propel NIU into the finals versus the home-standing Wisconsin-Green Bay Phoenix.

1993 NCAA Tournament - First Round / Mid-Continent Champions
(Front row) *Debbie Teske, E.C. Hill, Jenny Sullivan.* **(Middle row)** *Manager Tennea Collier, Cindy Conner, Chelsea Schwankl, Angela Lockett, Leslie Pottinger, Julie Gainer, Charmonique Stallworth, manager Tiffany Meadows.* **(Back row)** *Assistant athletics trainer Andrea Asselta, assistant coach Sue Semrau, head coach Jane Albright-Dieterle, Tiana Burkholder, Caryn Alexander, Dianna Wingis, Soyini Chism, Dana Lau, part-time assistant coach Jonelle Polk, assistant coach Shelly Davis, student assistant athletics trainer Chris Koch.*

1992-93 NCAA TOURNAMENT TEAM

Second-seeded UWGB battled the Huskies through a physical first half as NIU carried a 35-31 lead into the locker room. The advantage hovered between five and seven points for most of the second half before the Huskie defense shut down the Phoenix in the final six minutes. Wisconsin-Green Bay managed just two field goals in that span as Northern Illinois pulled away, cutting down the nets after a 75-58 victory. For the third time in four years, the Huskies were off to the "Big Dance." And the celebration took place on the floor of the team's biggest conference rival.

"It's a very, very big win. I can't really find the words to describe just how good it feels," league Coach of the Year Albright said after the game.

The following morning, the NCAA announced its brackets for the national summit. Northern Illinois—despite a 24-5 record and the No. 25 ranking in the final Associated Press national poll—was only granted a No. 11 seed, earning the team a trip to Washington, DC, to face fifth-seeded Georgetown, the champions of the Big East Conference and 21-6 overall.

With a seven-game winning streak, Northern Illinois entered confident in its ability to get past the Hoyas. Having four seniors and Hill in the starting line-up didn't hurt, either.

The match-up proved to be one of the most exciting contests in the tournament's opening round. The first half featured seven ties and six lead changes, with Dianna Wingis' jumper giving the Huskies an eight-point (33-25) lead with 4:19 to play before intermission—only to see Leni Wilson lead the hosts back to a 37-all deadlock at intermission.

The second half was more of the same, with neither team establishing more than a four-point lead. Northern Illnois answered each Georgetown attack, tying the score at 39, 42, 44, 46, 48, 50, 62, 64, and 66 before the Hoyas claimed a 74-69 advantage at the 3:52 mark. Freshman Charmonique Stallworth trimmed the margin with a pair of free throws, and Hill's jumper with 2:40 to play pulled NIU to within 74-73, setting the stage for a dramatic finale.

The Huskies held GU scoreless for four consecutive possessions and had a chance to win but Conner missed a long jumper with seven seconds to play. Stallworth grabbed the rebound and was fouled with three ticks left on the clock.

Following a Georgetown timeout, Stallworth hit the first of two free throws but watched the second bounce off the rim. Conner was called for a foul on the rebound, and two Wilson free throws allowed GU to escape, 76-74. Northern Illinois out-rebounded the Hoyas, 57-35, but shot just 37 percent from the field and committed 23 turnovers.

"I'm very proud of my team and the effort given tonight," Albright said. "I don't think we could have played any harder. It was certainly a heartbreaking way to lose a game."

The loss was especially disappointing for Conner, who managed just five points and five rebounds. Soph guard Leslie Pottinger had 11 points and 12 boards off the bench, while Alexander tallied 13 markers and 10 caroms.

Hill landed on the Kodak District IV All-America unit, adding that honor to her résumé which also featured first team All-Mid-Con status for her 17.2 points-per-game average and 136 assists plus a school single-season record of 100 steals. The Chicago native scored in double figures in 29 of the Huskies' 30 games with eight outings of 20 or more markers.

Conner remained linked to her former prep teammate as another first team All-Mid-Con selection, averaging 16.8 points and 7.4 rebounds per contest. Fellow senior Debbie Teske rounded out the trio of double-digit scorers at 11.5 markers per game while yet another senior—Wingis—closed her career as the team's top rebounder at 7.6 caroms per outing.

"Not only did this team win the first Mid-Continent Conference title and attend the NCAA tournament, this group was the first to go undefeated at home," Albright said at the team's postseason awards banquet. "We did so many things as a team. We finished 25th in the nation which is a tremendous feat and something we're proud of."

With Conner, Teske, Wingis plus Julie Gainer and Tiana Burkholder graduating, the task of continuing the postseason tradition would fall to a new class including sophomore guard Leslie Pottinger and Stallworth. The perimeter players took the responsibility in stride, averaging 8.2 and 6.2 points per game, respectively, while establishing their position in the Huskies' future and preparing NIU for another NCAA run in 1993-94.

THE 1992-93 HUSKIES

The Starting Line-up:

F	5	**Charmo Stallworth**	6-0	Fr.
		(6.2 ppg. / 4.0 rpg. / 0.1 apg.)		
F	32	**Cindy Conner**	6-1	Sr.
		(16.8 ppg. / 7.4 rpg. / 1.7 apg.)		
C	34	**Dianna Wingis**	6-3	Sr.
		(8.2 ppg. / 7.6 rpg. / 1.0 apg.)		
G	22	**Debbie Teske**	5-10	Sr.
		(11.5 ppg. / 3.6 rpg. / 1.6 apg.)		
G	23	**E.C. Hill**	5-7	Jr.
		(17.2 ppg. / 4.9 rpg. / 4.5 apg.)		

Off the bench:

12	**Leslie Pottinger**	5-10	So.
	(8.2 ppg. / 4.8 rpg. / 1.7 apg.)		
30	**Tiana Burkholder**	6-1	Sr.
	(5.5 ppg. / 4.1 rpg. / 0.6 apg.)		
33	**Caryn Alexander**	6-2	Jr.
	(5.7 ppg. / 4.8 rpg. / 0.2 apg.)		
21	**Chelsea Schwankl**	5-7	Fr.
	(4.4 ppg. / 1.7 rpg. / 2.6 apg.)		
50	**Dana Lau**	6-1	Fr.
	(1.2 ppg. / 1.6 rpg. / 0.2 apg.)		
20	**Soyini Chism**	6-1	Jr.
	(1.9 ppg. / 1.5 rpg. / 0.1 apg.)		
4	**Julie Gainer**	5-4	Sr.
	(0.9 ppg. / 0.8 rpg. / 1.4 apg.)		
25	**Jenny Sullivan**	5-7	So.
	(0.5 ppg. / 1.1 rpg. / 0.3 apg.)		

Head Coach: Jane Albright
Assistants: Sue Semrau, Shelly Davis, Jonelle Polk

1992-93 RESULTS

	NIU	Opp.		
Dec. 1	84	80	Southern Illinois	(a)
Dec. 4	93	74	Fresno State	(h)
Dec. 19	64	91	Southern California	(a)
Dec. 22	75	80	Arizona	(a)
Jan. 2	85	69	Utah	(h)
Jan. 4	109	56	Manhattan College	(h)
Jan. 10	102	85	Valparaiso - ■	(h)
Jan. 14	85	76	Wisconsin-Green Bay-■	(h)
Jan. 16	85	58	Eastern Illinois - ■	(a)
Jan. 19	73	69	DePaul	(h)
Jan. 21	85	54	Cleveland State - ■	(a)
Jan. 26	59	92	Iowa	(a)
Jan. 28	95	75	Western Illinois - ■	(h)
Jan. 30	78	61	Wright State - ■	(h)
Feb. 3	79	53	Illinois-Chicago - ■	(h)
Feb. 6	71	68	Wisconsin-Green Bay-■	(a)
Feb. 9	86	80	Florida State	(h)
Feb. 13	91	80	Valparaiso - ■	(a)
Feb. 15	68	84	DePaul	(a)
Feb. 17	103	57	Eastern Illinois - ■	(h)
Feb. 20	76	81	Illinois-Chicago - ■	(a)
Feb. 25	88	77	Cleveland State - ■	(h)
Feb. 28	105	92	Youngstown State - ■	(h)
Mar. 4	102	70	Western Illinois - ■	(a)
Mar. 6	77	51	Wright State - ■	(a)
Mar. 11	102	51	Eastern Illinois - ▲	(n)
Mar. 12	81	47	Illinois-Chicago - s	(n)
Mar. 13	75	58	Wisconsin-Green Bay-▲	(a)
Mar. 17	74	76	Georgetown - ●	(a)

■ - Mid-Continent Conference game
▲ - Mid-Con Tournament (Champion)
● - NCAA Tournament game

Debbie Teske provided senior leadership in 1992-93, as well as 11.5 points per game as a sharp-shooting threat behind the three-point line.

1993-94 NCAA TOURNAMENT TEAM

Northern Illinois entered the 1993-94 women's basketball season on a "Drive for Five." Postseason tournaments in a row, that is. The season proved to be more of a marathon than a sprint as the Huskies looked for a third consecutive trip to the NCAA's "Big Dance."

Northern Illinois stumbled out of the gates, losing its first three games of the season. NIU couldn't enjoy the Hawaii sunscape, shooting just 26 percent in the opener—a 68-60 loss to Loyola Marymount—and falling 73-64 to the Oregon.

When the University of Southern California over-came a career-high 35 points from Hill in registering a 90-79 triumph in Cheryl Miller's coaching debut, the Huskies were searching for answers. At 0-3, NIU was off to its worst start since 1974-75, and hopes for another NCAA tournament bid already appeared slim. But head coach Jane Albright-Dieterle's crew never lost its faith, and rewarded fans who shared that vision.

The start of the Mid-Continent Conference schedule brought out a renewed intensity from the Huskies, who offered a sneak preview with a 94-56 rout of Southern Illinois behind 23 points from Hill and 18 from junior Leslie Pottinger. The Huskies began their defense of the league title with an easy 96-61 victory at Eastern Illinois and added similar routs of Wright State (82-57) and the Illinois-Chicago (74-56) before reaching the century mark with a 100-79 triumph at Valparaiso. Suddenly, NIU found itself at 5-3 overall and 4-0 in the league.

The high-octane offense averaged more than 89 points per game in that span, but struggled through a sloppy 61-52 win versus Western Illinois before the first showdown with Mid-Con rival University of Wisconsin-Green Bay. Hill proved up to that challenge with 23 points in an 81-73 victory, and Angela Lockett—back after missing all of the previous season with a knee injury—logged her fourth consecutive "double-double" versus Milwaukee as NIU ran the winning streak to eight in a row.

To extend that run, the Huskies had to go through fourth-ranked Iowa. The Hawkeyes entered Evans Field House on January 25 expecting to hand coach C. Vivian Stringer her 500th career coaching victory and etch Stringer's name among those of other sideline legends. Somebody forgot to tell the Huskies about those plans, however, as Hill's jumper with 1:06 left put Northern Illinois in front to stay. Hill's 19 points led NIU to a 59-56 "upset" over the Big Ten Conference power, and the streak reached double digits as sophomore Charmonique Stallworth poured in 21 points versus Mid-Con foe Youngstown State.

Caryn Alexander anchored the interior for the Huskies, leading the Mid-Continent Conference with 52 blocked shots. She also averaged 8.0 points and 7.4 rebounds per contest.

Hill grabbed much of the national and Mid-Con spotlight, but Lockett's hard work under the boards was just as important some nights. The Gary, Ind., native continued her steady play with regular double-figure scoring, hitting twin digits for the 13th game in a row as NIU posted an easy 83-58 triumph at Wright State, lifting the Huskies to 11-0 in the Mid-Con and renewing talk of a possible sweep through the league.

Northern Illinois ran the overall winning streak to 14 in a row with the victory at WSU and tried to match the program's longest-ever run when the Huskies visited local rival Northwestern on February 8. Hill scored 23 more in that contest but the Wildcats held Lockett to seven points in handing NIU its first loss in ten weeks, a 76-62 decision. Stallworth was the only other Huskie in double figures with 12 points.

With just a month left in the regular season, it was time for Northern Illinois to begin a new streak. The Huskies quickly climbed back on the winning path by downing Illinois-Chicago, 83-56, and out-running Valparaiso for a 101-92 triumph behind 25 points plus 11 rebounds from senior forward Caryn Alexander and 21 from Hill.

That set the stage for another local showdown against perennial nemesis DePaul University. The Blue Demons were hardly intimidated by the 2,540 in attendance at Chick Evans Field House, building a 19-point lead with 19 minutes remaining. But Hill scored 23 of her game-high 25 points after intermission and Pottinger recorded her first career "double-double" with 18 points and 12 rebounds as the Huskies roared back, outscoring DU 47-17 the rest of the way for a 64-53 victory.

Hill—the Mid-Con's top scorer—managed only eight points in the next outing but Lockett responded with 16 points plus 15 caroms in a 79-58 victory at Western Illinois, and NIU brought a 14-0 league ledger into the Phoenix Sports Center at UWGB.

Green Bay coach Carol Hammerle used her defensive strategy to limit Hill to 15 points and the Phoenix owned a 60-57 lead with 2:27 left, but the hosts could not seal the victory as Northern Illinois scored the game's final nine points. Chelsea Schwankl put NIU in front with a jumper at the 1:12 mark and the Huskies held off UWGB for the 66-60 victory, number five in a row and No. 19 overall.

Northern Illinois hit the magical 20-win plateau five days later at Wisconsin-Milwaukee, with Hill tallying 27 points—the 16th time she hit for 20 or more—as the Huskies officially secured the top seed for the Mid-Con tournament. An 87-69 victory versus Youngstown State featured a near "triple-double" from Hill, who tallied 24 points, 11 rebounds and eight assists. After that workout, only a date with Cleveland State kept NIU from completing the seemingly-impossible task of running the table in the conference.

1994 NCAA Tournament - First Round

(Front row) *Olivia Heitter, Chelsea Schwankl, E.C. Hill, Kelly Robbins.* **(Middle row)** *Assistant athletics trainer Andrea Asselta, manager Kelly Burns, Jody Persky, Charmonique Stallworth, Leslie Pottinger, Jenny Sullivan, manager Tiffany Meadows, student assistant athletics trainer Jenny Knapp.* **(Back row)** *Assistant coach Sue Semrau, assistant coach Shelly Davis, Dana Lau, Tracy Williams, Kim Johnson, Caryn Alexander, Angela Lockett, assisant coach Jonelle Polk, head coach Jane Albright-Dieterle.*

1993-94 NCAA TOURNAMENT TEAM

Senior Recognition Night ceremonies saw Hill honored before the game for her achievements in two-plus years, but the Chicago native added another chapter to her résumé with 31 points and fellow fourth-year player Alexander chipped in with 13. Lockett narrowly missed yet another "double-double" with 18 points and nine rebounds as NIU rolled up a season-high 104 points for its eighth consecutive victory.

At 18-0 in the conference, NIU was one of just five teams to go 1.000 in loop play. That unique group included traditional national powers Old Dominion, Tennessee and Louisiana Tech as well as UAB in the new Great Midwest Conference. Not bad company to be associated with, but the Huskies still had plenty to accomplish.

With the Mid-Con tournament at Evans Field House, Northern Illinois seemed to be a prohibitive favorite. After all, the Huskies boasted the Player of the Year in Hill and another First-Team All-Mid-Con choice in Lockett. Hill scored 20 points in the quarterfinals to dispatch Wright State, 74-58, and Lockett equalled that feat in the semifinals, an 86-64 dismissal of Illinois-Chicago, to set up the third confrontation versus Wisconsin-Green Bay.

NIU had won the league tournament final at Green Bay the previous season, and Hammerle's troops came in with revenge in mind as the teams took the floor on March 12.

Pottinger's potential game-tying three-pointer over a defender fell off the rim, and future Northern Illinois assistant coach Rhonda Dart grabbed the rebound and dribbled out the clock for the 73-70 upset, sending the Phoenix to the "Big Dance" for the very first time.

Hill was named the tourney's Most Valuable Player with her game-high 24 points in a losing effort, but the senior leader fouled out with 4:46 remaining. Stallworth rallied the team with her 23 points, but the Huskie frontcourt trio of Lockett, Tracy Williams and Alexander combined for just 11 points. Wisconsin-Green Bay shot a lofty 58 percent from the field, only the second time since the season-opening slide that NIU allowed an opponent to hit at least half of its shots.

The loss relegated the Huskies to the sidelines, waiting for an at-large berth into the tournament despite a 24-2 record in its last 26 games. The team was rewarded with the invitation, but Northern Illinois dropped to an 11th seed for the NCAA tournament and was forced into a trip to Southwest Missouri State University. Pottinger led the Huskies with 20 points and Hill added 17, but the Bears, champions of the Missouri Valley Conference tournament and winners of 72 of their previous 74 games at the Hammons Center, pulled away for a 75-56 win to end NIU's dream run.

Hill's 22.0 points-per-game average—the fifth-highest rate in school history—plus 143 assists and 83 steals were more than enough to earn All-America recognition from the U.S. Basketball Writers Association. The future ABL and WNBA competitor also hit 52 three-point field goals while collecting 5.5 rebounds a night. Lockett's stat line featured 13.1 points and 8.2 rebounds per game, allowing the junior to join Hill in the school's 1,000-point club. Pottinger added 11.1 points, 6.9 rebounds and 2.9 assists per game and came up one theft short of matching Hill's single-season record of 100 steals, while Stallworth (9.5 points per outing) provided more optimism for the Huskies' future. Alexander's 52 blocked shots led the Mid-Con to go with an 8.0 ppg. pace.

"This team had a love for the game and for one another, making them a very unique team to coach," Albright-Dieterle said. "We're all very proud of the accomplishments, including the win over Iowa. (That) was one of our biggest wins ever, and it will be a game we'll all talk about for a long time.

"This is a group that got off to an 0-3 start but wasn't willing to accept that kind of effort," the Huskie boss added. "We finished at .800 (24-6), which is a tremendous effort."

Albright-Dieterle was named the Illinois Basketball Coaches Association Coach of the Year, but the Huskies' enthusiasm was tempered on April 26 when the University of Wisconsin lured the sideline boss away. Northern Illinois' search for a new leader led to the July 1 hiring of Liz Galloway-McQuitter, who took the task of continuing the school's five-year postseason run. Meanwhile, Albright-Dieterle led the Badgers to the Women's NIT title in 1999-2000 and five NCAA tournament appearances before making her return to DeKalb and the NIU Convocation Center on November 23, 2002.

THE 1993-94 HUSKIES

The Starting Line-up:

F	5	**Charmo Stallworth**	6-0	So.
		(9.5 ppg. / 5.0 rpg. / 1.0 apg.)		
F	52	**Angela Lockett**	5-11	Jr.
		(13.1 ppg. / 8.2 rpg. / 0.5 apg.)		
C	33	**Caryn Alexander**	6-2	Sr.
		(8.0 ppg. / 7.4 rpg. / 0.4 apg.)		
G	12	**Leslie Pottinger**	5-10	Jr.
		(11.1 ppg. / 6.9 rpg. / 2.9 apg.)		
G	23	**E.C. Hill**	5-7	Sr.
		(22.0 ppg. / 5.5 rpg. / 4.8 apg.)		

Off the bench:

53	**Tracy Williams**	6-3	Sr.
	(7.0 ppg. / 6.2 rpg. / 0.1 apg.)		
21	**Chelsea Schwankl**	5-7	So.
	(5.2 ppg. / 1.7 rpg. / 2.0 apg.)		
50	**Dana Lau**	6-1	So.
	(1.8 ppg. / 2.2 rpg. / 0.9 apg.)		
25	**Jenny Sullivan**	5-7	Jr.
	(1.0 ppg. / 1.3 rpg. / 0.4 apg.)		
22	**Olivia Heitter**	5-4	Fr.
	(2.7 ppg. / 1.1 rpg. / 0.8 apg.)		
55	**Kim Johnson**	6-3	Fr.
	(0.5 ppg. / 1.1 rpg. / 0.0 apg.)		
40	**Jody Persky**	5-9	Jr.
	(0.2 ppg. / 0.2 rpg. / 0.0 apg.)		

Head Coach: Jane Albright-Dieterle
Assistants: Sue Semrau, Shelly Davis, Jonelle Polk

1993-94 RESULTS

	NIU	Opp.		
Nov. 26	60	68	Loyola Marymount	(l)
Nov. 27	64	73	Oregon	(l)
Dec. 1	79	90	Southern California	(h)
Dec. 17	94	56	Southern Illinois	(h)
Dec. 30	96	61	Eastern Illinois- ■	(h)
Jan. 3	82	57	Wright State- ■	(h)
Jan. 6	74	56	Illinios-Chicago - ■	(a)
Jan. 9	100	79	Valparaiso-■	(a)
Jan. 13	61	52	Western Illinois - ■	(h)
Jan. 20	81	73	Wisconsin-Green Bay- ■	(h)
Jan. 22	95	75	Wisconsin-Milwaukee - ■	(h)
Jan. 25	59	56	Iowa	(h)
Jan. 27	89	79	Youngstown State - ■	(a)
Jan. 29	93	77	Cleveland State - ■	(a)
Jan. 31	72	66	Loyola	(a)
Feb. 3	84	67	Eastern Illinois - ■	(a)
Feb. 5	83	58	Wright State-■	(a)
Feb. 8	62	76	Northwestern	(a)
Feb. 10	83	56	Illinois-Chicago - ■	(h)
Feb. 12	101	92	Valparasio- ■	(h)
Feb. 15	64	53	DePaul	(h)
Feb. 19	79	58	Western Illinois - ■	(a)
Feb. 22	66	60	Wisconsin-Green Bay - ■	(a)
Feb. 27	77	68	Wisconsin-Milwaukee - ■	(a)
Mar. 3	87	69	Youngstown State - ■	(h)
Mar. 5	104	86	Cleveland State - ■	(h)
Mar. 10	74	58	Wright State - ▲	(n)
Mar. 11	86	64	Illinois-Chicago - ▲	(n)
Mar. 12	70	73	Wisconsin-Green Bay-▲	(a)
Mar. 16	56	75	SW Missouri State - ●	(a)

■ - Mid-Continent Conference game
▲ - Mid-Con Tournament (Champion)
● - NCAA Tournament game

Tracy Williams lettered only one season at NIU after transferring from Ohio University, but made a lasting impression with rates of 7.0 points and 6.2 rebounds per game off the bench.

1994-95 NCAA TOURNAMENT TEAM

When Liz Galloway-McQuitter took over the Northern Illinois women's basketball program on July 1, 1994, she had one plan in mind.

"NIU's program is in a situation where the support from both the and the community is there," Galloway-McQuitter said at the press conference announcing her hiring. "My long-term goal is to have a Top 20 program year-in and year-out."

"We do not want anything less than to maintain our present level of success with the possibility of moving forward, meaning to extend the level of play in post-season competition," interim athletics director Ray Dembinski proclaimed.

The new Huskie mentor faced an uphill battle, following in the footsteps of long-time leader Jane Albright. With just over three months until the start of practice, Galloway-McQuitter had precious little time to meet her team and implement any new strategies. Recruiting new players would also have to wait until the following year's cycle.

The challenge was even greater with the graduation of Kodak District IV All-America honoree E.C. Hill and her 22.0 points-per-game scoring average, but Galloway-McQuitter had three returning starters ready to lead the charge back to the NCAA tournament. The Huskies' "New Era" also featured a new league as Northern Illinois joined five other schools (Wisconsin-Green Bay, Wisconsin-Milwaukee, Illinois-Chicago, Cleveland State and Wright State) in a jump from the Mid-Continent Conference into the Midwestern Collegiate Conference.

Seniors Angela Lockett and Leslie Pottinger joined junior Charmonique Stallworth as the veteran leaders of the team as it embarked on the 1994-95 schedule. With four NCAA trips to its credit, NIU earned a ticket to the pre-season National Invitation Tournament as the new coach's debut on November 15, but Arkansas State rallied for a 74-70 victory at Evans Field House. Galloway-McQuitter gained her first victory at Northern Illinois in the next outing, routing the U.S. Military Acad-emy, 82-51, and Pottinger completed the weekend with 19 points as the Huskies defeated the University of Maine to win UM's Dead River Classic championship. After a 90-48 pounding of Chicago State , the Huskies owned a 3-1 record and the "New Era" appeared to be in full swing.

Charmonique Stallworth averaged 15.1 points per game as a junior in 1994-95, helping the Huskies to the NCAA tournament for the fourth year in a row.

Northern Illinois hit the wall, however, with five losses in the next six contests, many in disappointing fashion. A 69-35 setback to 12th-ranked Washington. A 30-point decision at Southern Illinois . A 16-point defeat at Butler to open the MCC schedule. Only Pottinger's 34-point performance against Arizona stemmed the tide as the Huskies limped into mid-January at 4-6.

Galloway-McQuitter's team continued to tread water while looking for direction as the calendar moved into February. A non-conference, 102-55 loss at Auburn dropped the Huskies back below break-even at 8-9, and searching for answers.

League power Detroit Mercy came to DeKalb tied for second place in the conference stand-ings, but Stallworth exploded for a (then) career-high 24 points to fuel a 79-65 victory. That personal standard lasted only until her next outing, when 26 points and Lockett's 15 rebounds lifted NIU past La Salle , 84-70. When Pottinger's 26 points headlined an 85-68 victory at Cleveland State, the Huskies suddenly found themselves on a season-high three-game winning streak.

Northwestern ended that run by an 89-77 count, but Northern Illinois raced past Wisconsin-Milwaukee (72-49) and registered a critical road victory against perennial rival Wisconsin-Green Bay (63-61) to climb into the hunt for the league crown, a seemingly-unthinkable proposition just three weeks earlier. But the Huskies fumbled away a potential game-winning shot in a 75-74 loss to Butler and fell 58-51 to league leader Notre Dame, so the last week of the regular season came down to positioning for the tournament.

Galloway-McQuitter's team knew it had one advantage for the league summit—the friendly confines of Evans Field House. So confidence was evident as NIU routed Loyola -Chicago 103-59 and even a 69-67 loss to Illinois-Chicago in the regular-season finale wasn't enough to dampen enthusiasm despite a modest 14-13 record. Northern Illinois came into the tournament with the fourth seed, but the books were clean as eight teams converged on DeKalb.

Carol Hammerle's Wisconsin-Green Bay squad was the first team on NIU's agenda. UWGB had already eliminated cellar-dweller UW-Milwaukee, 91-52, in the first round but could not contain Stallworth in the quarterfinals. Stallworth recorded 15 of her 21 points in the second half as Northern Illinois held on for a 68-64 victory and a date with Notre Dame in the semifinals.

The regular-season champion Fighting Irish had no answer for Lockett, who dominated the paint with 29 points and 12 rebounds as Northern Illinois registered a surprisingly-easy 87-64 "upset." When La Salle defeated Detroit, 60-55, in the other semifinal, it set up an unexpected No. 4-versus-No. 6 meeting for the championship and a ticket to the NCAA's "Big Dance."

After a first half featuring four ties and eight lead changes, La Salle seized control and



1995 NCAA Tournament - First Round / Midwestern Collegiate Champions
(Front row) *Student assistant coach E.C. Hill, assistant coach Sondra Ancelot, Jody Persky, Olivia Heitter, head coach Liz Galloway-McQuitter, Kelly Robbins, Jenny Sullivan, assistant coach Ethel Gregory, assistant coach Charlene McWhorter-Jackson.* **(Middle row)** *Assistant athletics trainer Andrea Asselta, Laurie Cieslicki, Leslie Pottinger, Angela Lockett, Kelly Miller, Charmonique Stallworth, manager Lori Wallis, manager Tiffany Meadows.* **(Back row)** *Manager Kelly Burns, Lauren Sanderson, Kim Johnson, Dana Lau, DeKol Austin, student assistant athletics trainer Donovan Markiewicz.*

1994-95 NCAA TOURNAMENT TEAM

Angela Lockett was the MCC tournament Most Valuable Player, capping her career with more than 1,500 points and 1,000 rebounds.

pulled away to a 44-35 lead with 14:41 left in regulation. But the Explorers suddenly went cold against a revitalized Huskie defense, and Kelly Miller's jumper leveled the score at 46-all with 8:34 on the clock. The score was again tied at 50, 56, 58, 60, 62, 64 and 66 as the teams traded baskets until Lockett's three-point play with 17.9 seconds left. All Northern Illinois needed was one defensive stop to cap its improbable run, but Marnie McBreen's three-pointer halted the celebration as the teams headed for overtime at 69-69.

La Salle had successfully held Pottinger in check for the first 40 minutes, as the First-Team All-MCC selection—who came in averaging more than 16 points per game—managed only four and her driving lay-up with 1:14 left in the second half was her only field goal in nine attempts to that point.

But the Belvidere native took over in the next five minutes, scoring seven of the Huskies' 11 points in the extra session. When La Salle missed a final three-point attempt, the Huskie fans stormed the court after an 80-77 victory. Lockett's team-high 21 points secured tournament Most Valuable Player honors, but Stallworth's 19 points and 16 from junior guard Kelly Robbins were equally important.

Northern Illinois was set opposite Vanderbilt for the opener, hoping to continue a wave of momentum. Pottinger was in the national tournament for the fourth year in a row, with Stallworth and Lockett each making their third NCAA appearance.

The Commodores were too much to overcome, though, as NIU hit just six of 29 shots in the first half and trailed 43-16 at halftime on the way to a 90-44 loss to the Southeastern Conference power. The Huskies finished the season at 17-14 with Pottinger topping the team charts at 17.7 points, 6.0 rebounds and 4.4 assists per game. She closed her career as a the team MVP and as member of NIU's 1,000-point club (1,217).

Lockett joined Pottinger in the four-figure elite, and her rates of 15.7 points and 7.8 rebounds per outing also left the Gary, IN, native as one of only four players ever to score 1,000 points (1,594) and collect 1,000 rebounds (1,014) in a Huskie uniform. And for "elite groups," she stepped into a class of her own as the only Huskie to win league tournament MVP honors twice—putting her MCC trophy next to the North Star Conference plaque from 1991-92.

Stallworth contributed 15.1 points per game with Robbins posting 8.1 points and a team-best 4.5 assists per contest to earn their NCAA tournament hardware.

"It was a year where we came in search of an open mind and a trust in us. We wanted (the players) to make the best of the situation and grow," Galloway-McQuitter said at the team's year-end awards banquet. "We believed in this team and have pride in the strides we made. Our hope is to use the experience of this year to enable us to achieve even more in the future."

THE 1994-95 HUSKIES

The Starting Line-up:

F	5	**Charmo Stallworth**	6-0	Jr.
		(15.1 ppg. /4.7 rpg. / 1.7 apg.)		
F	52	**Angela Lockett**	5-11	Sr.
		(15.7 ppg. / 7.8 rpg. / 0.7 apg.)		
C	50	**Dana Lau**	6-1	Jr.
		(4.2 ppg. / 5.8 rpg. / 0.3 apg.)		
G	10	**Kelly Robbins**	5-8	Jr.
		(8.1 ppg. / 3.0 rpg. / 4.5 apg.)		
G	12	**Leslie Pottinger**	5-10	Sr.
		(17.7 ppg. / 6.0 rpg. / 4.4 apg.)		

Off the bench:

30	**Kelly Miller**	6-0	Fr.
	(4.4 ppg. / 3.8 rpg. / 1.0 apg.)		
22	**Olivia Heitter**	5-4	So.
	(2.9 ppg. / 0.7 rpg. / 1.3 apg.)		
25	**Jenny Sullivan**	5-7	Sr.
	(1.9 ppg. / 1.3 rpg. / 0.8 apg.)		
23	**Lauren Sanderson**	6-3	Fr.
	(2.0 ppg. / 2.0 rpg. / 0.2 apg.)		
55	**Kim Johnson**	6-3	So.
	(1.1 ppg. / 1.2 rpg. / 0.0 apg.)		
20	**Laurie Cieslicki**	5-9	Jr.
	(1.3 ppg. / 0.7 rpg. / 0.0 apg.)		
40	**Jody Persky**	5-9	Sr.
	(0.6 ppg. / 0.6 rpg. / 0.3 apg.)		
33	**DeKol Austin**	6-0	Fr.
	(0.5 ppg. / 0.8 rpg. / 0.3 apg.)		

Head Coach: Liz Galloway-McQuitter
Assistants: Ethel Gregory, Charlene McWhorter-Jackson, Sondra Ancelot, E.C. Hill

1994-95 RESULTS

	NIU	Opp.		
Nov. 15	70	74	Arkansas State	(h)
Nov. 25	82	51	Army- ▼	(n)
Nov. 26	63	56	Maine- ▼	(a)
Nov. 29	90	48	Chicago State	(h)
Dec. 2	49	78	Colorado- ◆	(n)
Dec. 3	35	69	Washington- ◆	(a)
Dec. 8	57	87	Southern Illinois	(a)
Dec. 22	92	86	Arizona	(h)
Jan. 4	65	82	DePaul	(a)
Jan. 7	61	77	Butler - ■	(a)
Jan. 14	91	53	Loyola-Chicago - ■	(a)
Jan. 19	60	57	Wisconsin-Green Bay-■	(h)
Jan. 21	80	53	Wisconsin-Milwaukee -■	(h)
Jan. 23	70	81	Illinois-Chicago - ■	(a)
Jan. 25	70	73	Wright State - ■	(a)
Jan. 27	99	58	Xavier - ■	(h)
Feb. 1	55	102	Auburn	(a)
Feb. 4	79	65	Detroit - ■	(h)
Feb. 9	84	70	La Salle - ■	(a)
Feb. 11	85	68	Cleveland State - ■	(a)
Feb. 14	77	89	Northwestern	(h)
Feb. 16	72	49	Wisconsin-Milwaukee-■	(a)
Feb. 18	63	61	Wisconsin-Green Bay-■	(a)
Feb. 21	74	75	Butler - ■	(h)
Feb. 23	51	58	Notre Dame - ■	(h)
Feb. 25	103	59	Loyola-Chicago - ■	(h)
Mar. 1	67	69	Illinois-Chicago - ■	(h)
Mar. 9	68	64	Wisconsin-Green Bay-▲	(h)
Mar. 10	87	64	Notre Dame - ▲	(h)
Mar. 11	80	77	La Salle (OT) - ▲	(h)
Mar. 17	44	90	Vanderbilt - ●	(a)

▼ - Univ. of Maine / Dead River Company Tip-Off Classic (1st)
◆ - Louisiana Tech University Dial Classic (4th)
■ - Midwestern Collegiate Conference game
▲ - MCC Tournament (Champion)
● - NCAA Tournament game

Midwestern Collegiate Conference

	Regular-Season	MCC	MCC Tourn.
Notre Dame	17-8	15-1	1-1
Butler	21-5	13-3	0-1
Illinois-Chicago	15-11	11-5	0-1
Northern Illinois	14-13	10-6	3-0
Wisconsin-Green Bay	18-8	10-6	1-1
La Salle	17-9	10-6	3-1
Detroit	16-13	8-8	2-1
Xavier	13-13	7-9	1-1
Wright State	11-15	5-11	0-1
Loyola-Chicago	4-22	3-13	0-1
Cleveland State	6-20	3-13	0-1
Wisconsin-Milwaukee	2-24	1-15	0-1

MCC Tourney - First-Round - March 5 - at campus sites
(#5) Wisconsin-Green Bay 91, (#12) Wisconsin-Milwaukee 52
(#6) La Salle 79, (#11) Cleveland State 62
(#7) Detroit 80, (#10) Loyola-Chicago 43
(#8) Xavier 78, (#9) Wright State 69

MCC Tourney - Quarterfinals - March 9 - at DeKalb, IL
(#1) Notre Dame 83, (#8) Xavier 52
(#7) Detroit 64, (#2) Butler 56
(#6) La Salle 81,(#3) Illinois-Chicago 67
(#4) Northern Illinois 68, (#5) Wisconsin-Green Bay 64

MCC Tourney - Semifinals - March 10
(#4) Northern Illinois 87, (#1) Notre Dame 64
(#6) La Salle 60, (#7) Detroit 55

MCC Tourney - Championship - March 11
(#4) Northern Illinois 80, (#6) La Salle 77 (overtime)

NIU IN THE NATIONAL SPOTLIGHT



E.C. Hill earned first team All-America accolades from the U.S. Basketball Writers Association for her efforts in leading NIU to the NCAA tournament in 1993-94. In 2001, she played for the Charlotte Sting in the WNBA after spending parts of three seasons with the New England Blizzard and Chicago Condors in the American Basketball League (ABL).

Lisa Foss earned Kodak District IV All-America honors as a senior, averaging a lofty 24.4 points per game in 1990-91.

FIBA Americas Under 19 Championships
2007 Carol Owens, USA Assistant Coach (Gold Medal)
2009 Carol Owens, USA Head Coach (Gold Medal)

FIBA Americas Under 18 Championships
2006 Carol Owens, USA Assistant Coach (Gold Medal)
2008 Carol Owens, USA Head Coach (Gold Medal)

Olympic Sports Festival
1986 Carol Owens, co-captain (Silver Medal North Squad)
1991 E.C. Hill (Silver Medal North Squad)

World University Games
1993 E.C. Hill

U.S. Basketball Writers Association All-American
1992-93 Cindy Conner (Honorable Mention)
E.C. Hill (Honorable Mention)
1993-94 E.C. Hill (First Team)

U.S. Basketball Writers Association District IV All-American
1989-90 Tammy Hinchee
Carol Owens

Kodak District IV All-American
1988-89 Carol Owens
1989-90 Carol Owens
1990-91 Lisa Foss
1992-93 E.C. Hill
1993-94 E.C. Hill

CoSIDA Academic All-American
1982 Doreen Zierer (Third Team)

CoSIDA District IV Academic All-American
1981 Jill Sawin (Honorable Mention)
Doreen Zierer (Honorable Mention)
1982 Doreen Zierer (Second Team)
Diane Hillard (Honorable Mention)

Illinois AIAW All-State
1981-82 Sonya Crider
Jill Sawin
Hope Semper
Doreen Zierer

Publication All-America Teams
1981-82 Doreen Zierer, Basketball Weekly (Special Mention)
1986-87 Tammy Hinchee, Women's Basket ball News (Third Team Freshman)
Gena Stubbs, Women's Basketball News (Honorable Mention)
1989-90 Carol Owens, Blue Ribbon College Basketball Yearbook (Preseason Honorable Mention)
Carol Owens, Street & Smith's (Preseason Honorable Mention)
Carol Owens, Women's Basketball News (Preseason Honorable Mention)
Carol Owens, World Almanac (Honorable Mention)
Tammy Hinchee, Women's Basket-ball News (Preseason Honorable Mention)
1991-92 Cindy Conner, Street & Smith's (Preseason Honorable Mention)
E.C. Hill, Street & Smith's (Preseason Honorable Mention)
1992-93 Cindy Conner, Street & Smith's (Preseason Honorable Mention)
E.C. Hill, NCAA Basketball Preview (Preseason All-America Guard)
1993-94 E.C. Hill, Street & Smith's (Preseason All-American)
E.C. Hill, Basketball Times (Second Team All-American)

Illinois Basketball Coaches Association Coach of the Year
1990-91 Jane Albright-Dieterle
1992-93 Jane Albright-Dieterle
1993-94 Jane Albright-Dieterle

NIU ATHLETICS HALL OF FAME INDUCTEES

Dr. Mary Bell, Coach	1957-77	inducted in 1986
Patty Delp	1978-80	inducted in 1986
Ruth Fender	1962-66	inducted in 1986
Jean Pankonin	1957-61	inducted in 1986
Gayle Luehr	1973-77	inducted in 1987
Doreen Zierer	1979-82	inducted in 1988
Lisa Starosta	1980-85	inducted in 1990
Diane Hillard	1978-82	inducted in 1993
Carol Owens	1985-90	inducted in 1995
Lisa Foss	1986-91	inducted in 1997
Jane Albright, Coach	1984-94	inducted in 2003
E.C. Hill	1991-94	inducted in 2004
The 1989-90 Huskie Team	—	inducted in 2005
Tammy Hinchee	1986-90	inducted in 2008

CONFERENCE HONORS

MID-AMERICAN
(1982-86, and 1997-present)

All Mid-American Conference
1980-81 Doreen Zierer (First Team)
1981-82 Doreen Zierer (First Team)
Jill Sawin (Honorable Mention)
1983-84 Lisa Starosta (Second Team)
Sonya Crider (Second Team)
1984-85 Lisa Starosta (First Team)
Pam Simmons (First Team)
1985-86 Shelly Roberts
(Honorable Mention)
Carol Owens (Honorable Mention)
1999-00 Michelle Johnson
(Honorable Mention)
2000-01 Michelle Johnson (Second Team)
Jennifer Youngblood
(Honorable Mention)
2001-02 Jennifer Youngblood
(Second Team)
Kristan Knake
(Honorable Mention)
2002-03 Jennifer Youngblood
(Second Team)
2003-04 Jennifer Youngblood
(Honorable Mention)
2004-05 Stephanie Raymond
(Honorable Mention)
2005-06 Stephanie Raymond
(Second Team)
Kristin Weiner
(Honorable Mention)
2006-07 Stephanie Raymond (First Team)
Kristin Wiener (Third Team)
2007-08 Whitney Lowe (Second Team)
2008-09 Jessie WIlcox (Third Team)
Ebony Ellis (Honorable Mention)
2009-10 Marke Freeman (Second Team)

MAC Freshman of the Year
2002-03 Joi Scott

MAC Sixth Player of the Year
2008-09 Marke Freeman

MAC All-Freshman Team
1999-00 Kristan Knake
2000-01 Jennifer Youngblood
2002-03 Joi Scott
2003-04 Stephanie Raymond

MAC All-Tournament
1985 Lisa Starosta
2002 Jennifer Youngblood

MAC Player of the Week
1-17-99 Michelle Johnson
1-31-00 Michelle Johnson (Defensive)
11-19-00 Lindsay Secrest (West)
1-3-01 Kristan Knake (West)
12-10-01 Jessica Shattuck (West)
2-25-02 Jennifer Youngblood (West)
11-24-03 Lindsay Secrest (West)
3-4-04 Joi Scott (West)
1-16-06 Stephanie Raymond (West)
1-2-06 Stephanie Raymond (West)
2-4-07 Stephanie Raymond (West)
12-29-08 Kylie York (West)
1-26-09 Jessie Wilcox (West)
11-17-09 Ebony Ellis (West)
12-22-09 Ebony Ellis (West)
1-11-10 Marke Freeman (West)
1-25-10 Marke Freeman (West)

Academic All-MAC
1985-86 Val Leitzen (Honorable Mention)
Shelly Roberts
(Honorable Mention)
1998-99 Charbea Haller (Second Team)
2005-06 Jennifer Uptmor (First Team)
2007-08 Shari' Welton
2008-09 Becky Smith
Jessie Wilcox

MIDWESTERN COLLEGIATE
(1994-97)

MCC Champions
1995 Tournament Champions
All-Midwestern Collegiate Conference
1994-95 Leslie Pottinger (First Team)
Angela Lockett (Second Team)
1995-96 Charmonique Stallworth
(First Team)

All-Midwestern Collegiate Newcomer Team
1994-95 Kelly Robbins
1995-96 Amanda Reese

Midwestern Collegiate All-Tourney Team
1994-95 Angela Lockett (MVP)
Leslie Pottinger
Charmonique Stallworth
1995-96 Charmonique Stallworth

MCC Player of the Week
11-28-94 Leslie Pottinger
12-25-94 Leslie Pottinger
2-12-95 Leslie Pottinger
1-2-96 Kelly Sue Miller
2-25-96 Charmonique Stallworth
3-3-96 Charmonique Stallworth
12-22-96 Amanda Reese

MID-CONTINENT
(1992-94)

Mid-Continent Champions
1992-93 Regular Season Champions
1993 Tournament Champions
1993-94 Regular Season Champions

Mid-Continent Conference Player of the Year
1993-94 E.C. Hill

All-Mid-Continent Conference
1992-93 Cindy Conner (First Team)
E.C. Hill (First Team)
Dianna Wingis (Second Team)
1993-94 E.C. Hill (First Team)
Angela Lockett (First Team)

All-Mid-Continent Newcomer Team
1992-93 Charmonique Stallworth
1993-94 Tracy Williams

Mid-Continent All-Tournament Team
1992-93 Cindy Conner
E.C. Hill
1993-94 E.C. Hill
Angela Lockett
Leslie Pottinger

Mid-Continent Player of the Week
1-11-93 Cindy Conner
2-15-93 Debbie Teske
12-5-93 E.C. Hill
2-13-94 E.C. Hill

Mid-Continent Coach of the Year
1992-93 Jane Albright-Dieterle

Tammy Hinchee was a preseason Honorable Mention All-America selection by Women's Basketball News in 1989-90.

Carol Owens received numerous honors on her way to the NIU Athletics Hall of Fame. Owens scored 2,102 points in a Huskie uniform.

CONFERENCE HONORS

North Star Conference (1987 - 1992)

NSC Champions
1989-90 Regular Season Champions
1990 Tournament Champions
1992 Tournament Champions

All-North Star Conference
1987-88 Lisa Foss
1988-89 Carol Owens (First Team)
Tammy Hinchee (First Team)
Denise Dove (Second Team)
Gena Stubbs (Second Team)
1989-90 Carol Owens (First Team)
Lisa Foss (First Team)
Tammy Hinchee (First Team)
1990-91 Lisa Foss (First Team)
Cindy Conner (First Team)
Denise Dove (Second Team)
1991-92 Cindy Conner (First Team)
Angela Lockett (Second Team)

North Star Player of the Year
1989-90 Carol Owens
1990-91 Lisa Foss

North Star Newcomer of the Year
1990-91 Cindy Conner
1991-92 E.C. Hill

All-North Star Tournament Team
(not selected prior to 1990-91)
1990-91 Cindy Conner
Denise Dove
1991-92 Angela Lockett (MVP)
E.C. Hill

North Star Player of the Week
12-7-87 Carol Owens
2-16-88 Gena Stubbs
2-29-88 Lisa Foss
3-7-88 Lisa Foss
12-5-88 Carol Owens
12-18-88 Gena Stubbs
1-1-89 Denise Dove
1-15-89 Carol Owens
1-23-89 Carol Owens
2-12-89 Tammy Hinchee
2-27-89 Tammy Hinchee
12-18-89 Carol Owens
1-7-90 Tammy Hinchee
1-21-90 Tammy Hinchee
2-18-90 Tammy Hinchee
3-4-90 Lisa Foss
12-2-90 Lisa Foss
12-25-90 Lisa Foss
1-28-91 Lisa Foss
2-4-91 Cindy Conner
12-2-91 E.C. Hill
12-9-91 Cindy Conner
1-13-92 Cindy Conner

North Star Coach of the Year
1988-89 Jane Albright-Dieterle
1989-90 Jane Albright-Dieterle

Denise Dove (top) earned All-North Star Conference recognition in 1990-91 and was a member of that league's first all-tournament team in 1991. Tracy Mondek (bottom) garnered recognition in the NIU Athletics Academic Excellence program for five consecutive years (1988-93).

NIU ATHLETICS ACADEMIC EXCELLENCE

Northern Illinois Athletics' mission is to Develop Championships, In the Classroom, In Competition and In Life. As part of the continued commitment to education, NIU developed the Academic Excellence Program. Students competing in any of the 17 Huskie intercollegiate sports strive to reach one of two recognition levels—Victory Scholar (minimum 3.50 GPA) and Huskie Scholar (3.00 GPA).

1988-89
Tracy Mondek
1989-90
Tracy Mondek
1990-91
Tracy Mondek
Debbie Teske
1991-92
Julie Gainer
Tracy Mondek
Leslie Pottinger
Jenny Sullivan
Debbie Teske
1992-93
Julie Gainer
Tracy Mondek
Leslie Pottinger
Jenny Sullivan
Debbie Teske
1993-94
Kim Johnson
Leslie Pottinger
Jenny Sullivan
1994-95
Kim Johnson
Leslie Pottinger
1995-96
Danette Jansen
1996-97
Charbea Haller
Marsha Surratt
1997-98
Charbea Haller
Kelly M. Miller
Amanda Reese
Stacey Puccini
1998-99
Mystique Adams
Julie Erffmeyer
Jenny Kinkead
Kelly Marie Miller
Amanda Reese
Stacey Puccini
Melissa Yuska
1999-2000
Mystique Adams
Kim Boeding
Charbea Haller
Amber Howard
Amanda Reese
Stacey Puccini
2000-01
Mystique Adams
Devin Bernard
Kim Boeding
Monique Davis
Lindsay Secrest
Elizabeth Strobel
2001-02
Kim Boeding
Monique Davis
Lindsay Secrest
Rachel Sillar
Elizabeth Strobel
Alyssa Verdegan
Jamie Wilson
2002-03
Kim Boeding
Monique Davis
Kristan Knake
Lindsay Secrest
Rachel Sillar
Elizabeth Strobel
Alyssa Verdegan
Jamie Wilson
2003-04
Kim Boeding
Monique Davis
Rachel Sillar
Elizabeth Strobel
Jennifer Uptmor
Alyssa Verdegan
Jamie Wilson
Jennifer Youngblood
2004-05
Mary Basic
Monique Davis
Whitney Lowe
Tara Michels
Lindsay Secrest
Rachel Sillar
Elizabeth Strobel
Jennifer Uptmor
Alyssa verdegan
Jamie Wilson
2005-06
Mary Basic
Monique Davis
Whitney Lowe
Tara Michels
Lindsay Secrest
Rachel Sillar
Elizabeth Strobel
Jennifer Uptmor
Alyssa Verdegan
Jamie Wilson
2006-07
Mary Basic
Ebony Ellis
Tiffany Kline
Whitney Lowe
Tara Michels
Aileen Rossouw
Becky Smith
Jennifer Uptmor
Shari' Welton
Jessica Wilcox
2007-08
Mauvolyene Adams
Mary Basic
Bianca Brown
Whitney Lowe
Tara Michels
Stephanie Raymond
Becky Smith
Shari' Welton
Jessie Wilcox
2008-09
Mauvolyene Adams
Bianca Brown
Aileen Rossouw
Courney Shelton
Becky Smith
Shari' Welton
Jessie Wilcox
Kylie York
2009-10
Mauvolyene Adams
Bianca Brown
Brittney Callahan
Shaakira Haywood
Courtney Shelton
Kylie York

LETTERWINNERS

The women listed below earned Northern Illinois University women's basketball varsity letters since the 1981-82 season The spring semester year designates the season of play Current NIU players are in bold

Adams, Mauvolyene 08, 09, 10
Adams, Mystique 98, 99, 01
Alexander, Caryn 93, 94
Austin, DeKol 95, 97
Basic, Mary 04, 05, 06, 07
Bassett, Margaret 85, 86
Batteast, Margaret 06, 07
Bell, Julene 82
Boeding, Kim 00, 01, 02, 03
Brown, Bianca 08, 09, 10
Brown, Kelley 96
Brown, Kristen 00, 02
Brown, Leslie 85
Burkholder, Tiana 90, 91, 92, 93
Callahan, Brittney 10
Cannon, Terriel 07, 08, 09, 10
Cieslicki, Laurie 95
Conner, Cindy 91, 92, 93
Chism, Soyini 92, 93
Crider, Sonya 82, 83, 84, 85
Dallas, Nikki 87, 88
Davis, Julie 83
Davis, Monique 01, 02, 03, 04
Deiber, Dianna 83, 84
Dirroh, LaTonya 85, 86
Dorsey, Shawjuan 97, 98
Dove, Denise 88, 89, 90, 91
Ellis, Ebony 08, 09, 10
Erffmeyer, Julie 00
Evans, Christina 98
Foss, Lisa 87, 88, 90, 91
Fowlkes, Donna 84, 85
Freeman, Marke 09, 10
Fry, Darlene 85
Fuhr, Geri 82
Gainer, Julie 90, 91, 92, 93
Gillette, Kacia 06
Gottman, Kim 85
Haywood, Shaakira 10
Haller, Charbea 97, 98, 99, 00
Heitter, Olivia 94, 95, 96, 97
Herl, Lori 97, 98
Hill, EC 92, 93, 94
Hillard, Diane 82
Hinchee, Tammy 87, 88, 89, 90
Holden, Shonda 96, 97, 98, 99
Howard, Amber 99, 00
Jeske, Dee Dee 89, 90, 91, 92
Johnson, Kim 94, 95, 96, 97
Johnson, Michelle 98, 99, 00, 01
Kinkead, Jenny 99
Knake, Kristan 00, 01, 02, 03
Kovacevic, Biljana 99, 00, 01
LaMay, Gina 92
Lau, Dana 93, 94, 95, 96
Leitzen, Val 84, 85, 86, 87
Lipnisky, Denise 88, 89, 90, 91
Lockett, Angela 91, 92, 94, 95
Lowe, Whitney 05, 06, 07, 08
Maren, Janel 86
Meeks, Toby 87, 88, 90, 91
Michel, Denise 87
Michels, Tara 06, 07, 08
Miller, Kelly Marie 98
Miller, Kelly Sue 95, 96, 97, 98
Mondek, Tracy 89, 90, 91, 92
Moore, Kim 98, 99, 00, 01
Odom, Nikita 05, 06
Olmsted, Melissa 86
Owens, Carol 86, 88, 89, 90
Page, Renea 86
Persky, Jody 94, 95
Pfannerstill, Julie 86, 87
Pottinger, Leslie 92, 93, 94, 95
Raymond, Stephanie 04, 05, 06, 07
Reck, Pat 82, 83
Reese, Amanda 96, 97, 98, 99
Robbins, Kelly 95, 96
Roberts, Shelly 84, 85, 86, 87
Robinson, Denise 83, 84, 85, 86
Rogers, Sarah 09, 10
Rossouw, Aileen 08,09
Ryan, Kelli 99, 00
Sanders, Sharmia 98
Sanderson, Lauren 95
Sawin, Jill 82
Schewe, Lyn 83
Schwankl, Chelsea 93, 94
Scott, Joi 03, 04
Secrest, Lindsay 01, 02, 03, 04
Semper, Hope 82, 83
Seward, Pam 86, 87, 88
Shattuck, Jessica 00, 01, 02
Shelton, Courtney 09, 10
Sillar, Rachel 02, 03, 04, 05
Simmons, Pam 84, 85
Smith, Becky 06, 07,08,09
Smith, Dorene 83, 84
Smith, LaToya 97
Smith, Marley 84
Smith, Stephanie 01, 02, 03, 04
Stallworth, Charmo 93, 94, 95, 96
Starosta, Lisa 82, 84, 85
Strobel, Elizabeth 01, 02
Stubbs, Gena 86, 87, 88, 89
Stump, Laura 84
Sullivan, Jenny 92, 93, 94, 95
Surratt, Marsha 97
Switzer, Karen 85
Teske, Debbie 91, 92, 93
Thigpen, Noopie 96, 97
Uptmor, Jennifer 03, 04, 05, 06
Vandehey, Nikki 88
Verdegan, Alyssa 02, 03, 04, 05
Washington, Cheryl 83
Weber, Judy 82, 83
Weidner, Valerie 82
Weis, Kris 87, 88, 89, 90
Welton, Shari' 08,09
Wick, Paula 82
Wiener, Kristin 04, 05, 06, 07
Wilcox, Jessie 06,07, 08,09
Williams, Tracy 94
Williamson, Keishonda 03, 04, 05, 06
Wilson, Jamie 02, 04, 05, 06
Wilson, Tenisha 09
Wingis, Dianna 88, 91, 92, 93
York, Kylie 07, 08, 09, 10
Youngblood, Jennifer 01, 02, 03, 04
Zielke, Holly 84
Zierer, Doreen 82
Zyk, Margaret 84, 85, 86, 87

Mystique Adams, 1998-2001

Charbea Haller, 1997-2000

Because a letterwinner system was not implemented for women's athletics until the 1981-82 season, the list below includes women who would have received letters for basketball had there been a system from 1961-1981.

Archer, Kala 68
Arendt, Chris 62
Beimal, Barb 77, 78, 79
Berry, Rhonda 74
Bender, Lynn 73
Blades, Linda 71
Blotch, Sue 63, 64, 65
Bolger, Cathy 69, 70
Bostian, Barb 67, 68, 69
Bowan, Kim 76
Box, Pat 63, 65, 66
Brown, Lynn 73
Burke, Kim 79, 80
Burt, Lenore 74
Bykowski, Sandy 61
Carsey, Karen 67
Coleman, Deborah 76
Conley, Mary Pat 80, 81
Cooper, Laura 65, 67, 68
Delp, Patty 79, 80
Doolittle, Marcia 75, 76
Duffy, Pat 71
Durack, Nora 63
Espenmiller, Mary 72
Farnsworth, Kathy 67, 68, 69, 70
Farr, Sue 66, 67, 68, 69
Fehling, Pat 77, 78
Feldkemp, Joyce 65, 66
Fender, Ruth 63, 64, 65, 66
Frantzen, Sandy 71
Fogarty, Jean 80
Gallagher, Linda 71
Gammon, Diane 76
Grantham, Renee 79, 80, 81
Groth, Cary 77
Gosswiller, Joy 64
Hadley, Sharon 74
Hampton, Sue 62
Hardy, Nan 69, 70
Hayes, Nancy 67, 68
Harris, A. 73
Hewitt, Leslie 71
Hillard, Diane 79, 80, 81
Hix, Judy 70, 71, 72
Hlinak, L. 73
Hoppenrath, Pat 79
Hyde, Kathy 64
Hylander, Sid 61
Jacobs, Jane 77
Jacoby, Carol 75, 76, 78
Jandrisits, Ceil 70
Janousek, Dorothy 71
Jones, Barb 65, 66
Judge, Karen 72, 73
Kieyer, Joyce 74
Korn, Melissa 71
Kotleba, Mary 71
Koszola, Carol 71
Kugler, A. 76
Kuzara, Grace 75, 76, 78
Lewis, Eloise 76
Luehr, Gayle 77
Machcrowski, Cindy 74
Masching, Sue 81
Meinert, Pat 75
Mitchell, Sharon 65
Mostacci, Maureen 78, 79
Mott, Adria 71
Moulton, Maura 80, 81
Murphy, Connie 62
Newland, Carolyn 70
Noonan, Mary 75
O'Connor, Gayle 81
Ollermann, Gayle 71
Oster, Linda 70, 71, 72
Pankonin, Jean 61
Parkhouse, Bonnie 61, 64
Petner, Chris 74
Pietras, Sharon 77, 78, 79
Plodzien, Carol 71
Potter, Penny 66
Reddel, Sue 79
Reese, Sandra 81
Rohlfing, Gail 76
Ronaldson, Judy 76
Sampson, Sandy 62, 63, 64
Sarver, Georgene 71
Sawin, Jill 80, 81
Schreiner, Lynn 68, 69, 70
Semper, Hope 80, 81
Sikkema, Geri 61, 62, 63
Smith, Barb '74
Smith, Dawn 78
Spirk, Pat 61
Starosta, Lisa 81
Steffenhagen, Betsy 74, 75
Strausberger, Jan 66, 67
Steiner, Lou 61
Swiess, Mary 61, 62
Tegler, Mary 64
Totel, Kathy 70, 71, 72
Turner, Jamie 77, 78
Umbdenstock, J. 73
Voytovich, Marta 76
Walters, Sue 77, 78
Weber, Judy 80, 81
Weidner, Valerie 81
Wendt, Nancy 77, 78
Wick, Paula 79, 80, 81
Wierbeky, Carol 62, 63, 64
Wiedow, Lynn 75, 76, 77, 78
Wohlwend, Jane 81
Wood, Becky 74
Young, Carla 75
Young, V. 73
Zientek, Jan 74, 75
Zierer, Doreen 80, 81
Zolli, Mary Beth 73, 74
Zordan, Mary 66, 67, 68, 69

Hope Semper, 1980-81

ALL-TIME ROSTER

Numerical Roster (1981-2008)

0 Keishonda Williamson
1 Terriel Cannon
2 Brittney Callahan, Shari' Welton
3 Ashley Sneed, Kylie York, Jennifer Uptmor
4 Tenisha Wilson, Julie Gainer
5 Emina Sehalic, Kristen Brown, Shawjuan Dorsey, Charmonique Stallworth
10 Jessie Wilcox, Rachel Sillar, Amanda Reese, Kelly Robbins, Lisa Foss, LaTonya Dirroh
11 Whitney Lowe, Denise Dove, Julie Pfannerstill
12 Danielle Pulliam, Stephanie Raymond, Sharmia Sanders, LaToya Smith, Leslie Pottinger, Pam Simmons, Cheryl Washington, Jill Sawin
13 Tiffany Kline, Biljana Kovacevic, Toby Meeks, Margaret Zyk, Sonya Crider
14 Julene Bell
15 Jennifer Youngblood, Dee Dee Jeske, Geri Fuhr
20 Jenna Thorp, Kristan Knake, Shonda Holden, Laurie Cieslicki, Soyini Chism, Shelly Roberts, Hope Semper
21 Courtney Shelton, Kelli Ryan, Lori Herl, Chelsea Schwankl
22 Margaret Batteast, Charmaine Bell, Kim Boeding, Kelly Marie Miller, Olivia Heitter, Debbie Teske, Kim Gottman, Laura Stump
23 Marke Freeman, Mary Basic, Michelle Johnson, Noopie Thigpen, Lauren Sanderson, E.C. Hill, Nikki Dallas, Margaret Bassett, Dianna Deiber
24 Kim Davis, Sarah Rogers, Kacia Gillette, Alyssa Verdegan, Jenny Kinkead, Denise Lipnisky, Pam Seward, Margaret Zyk, Judy Weber
25 Bianca Brown, Monique Davis, Charbea Haller, Amanda Reese, Jenny Sullivan, Kris Weis, Denise Robinson
30 Jessica Shattuck, Kelly Sue Miller, Tiana Burkholder, LaTonya Dirroh, Dorene Smith
31 Alicia Johnson, Tara Michels, Carol Owens
32 Mauvolyene Adams, Jamie Wilson, Joi Scott, Tammy Allen, Cindy Conner, Gena Stubbs, Donna Fowlkes, Jeanne Fogarty
33 Shaakira Haywood, Stephanie Smith, Stacey Puccini, Christina Evans, DeKol Austin, Caryn Alexander, Kris Weis, Val Leitzen
34 Becky Smith, Jamie Wilson, Mystique Adams, Dianna Wingis, Toby Meeks, Karen Switzer, Julie Davis
35 Lindsay Secrest
40 Kristin Wiener, Marsha Surratt, Laurie Cieslicki, Jody Persky, Nikki Vandehey, Janel Maren
41 Aileen Rossouw
42 Tammy Hinchee
43 Holly Zielke, Pat Reck
44 Ebony Ellis, Elizabeth Strobel, Julie Erffmeyer, Gina LaMay, Leslie Brown, Valerie Weidner
45 Kim Moore, Doreen Zierer
50 Mystique Adams, Dana Lau, Diane Hillard
51 Tracy Mondek, Paula Wick
52 Stacey Puccini, Deonne Payton, Danette Jansen, Angela Lockett, Renea Page, Lisa Starosta
53 Tracy Williams
54 Amber Howard, Melissa Yuska, Teianna Cooper
55 Nikita Odom, Kim Moore, Kim Johnson, Darlene Fry, Marley Smith

Julie Gainer

Dana Lau

Alphabetical Roster (1981-2008)

Mauvolyene Adams 32, 50
Mystique Adams 34, 50
Caryn Alexander 33
Tammy Allen 32
DeKol Austin 33
Mary Basic 23
Margaret Bassett 23
Margaret Batteast 22
Charmaine Bell 22
Julene Bell 14
Kim Boeding 22
Bianca Brown....25
Kristen Brown 5
Leslie Brown 44
Tiana Burkholder 30
Brittney Callahan....2
Terriel Cannon 1
Soyini Chism....20
Laurie Cieslicki 20, 40
Cindy Conner....32
Teianna Cooper 54
Sonya Crider....13
Nikki Dallas....23
Julie Davis 34
Kim Davis 24
Monique Davis....25
Dianna Deiber....23
Denise Dove 11
LaTonya Dirroh 10, 30
Shawjuan Dorsey 5
Ebony Ellis 44
Julie Erffmeyer....44
Christina Evans 33
Jeanne Fogarty....32
Lisa Foss 10
Donna Fowlkes....32
Marke Freeman 23
Darlene Fry....55
Geri Fuhr 15
Julie Gainer 4
Kacia Gillette 24
Kim Gottman....22
Shaakira Haywood....33
Charbea Haller 25
Olivia Heitter....22
Lori Herl 21
E.C. Hill....23
Diane Hillard 50
Tammy Hinchee....42
Shonda Holden....20
Amber Howard....54
Danette Jansen 52
Dee Dee Jeske....15
Alicia Johnson....30
Kim Johnson....55
Michelle Johnson....23
Jenny Kinkead....24
Tiffany Kline....13
Kristan Knake 20
Biljana Kovacevic 13
Gina LaMay 44
Dana Lau 50
Val Leitzen 33
Denise Lipnisky 24
Angela Lockett....52
Whitney Lowe 11
Janel Maren....40
Toby Meeks 13, 34
Tara Michels 31
Kelly Marie Miller 22
Kelly Sue Miller....30
Tracy Mondek....51
Kim Moore 45, 55
Nikita Odom....55
Carol Owens....31
Renae Page....52
Deonne Payton....52
Jody Persky 40
Julie Pfannerstill 11
Leslie Pottinger....12
Stacey Puccini....33, 52
Danielle Pulliam....12
Stephanie Raymond....12
Pat Reck....43
Amanda Reese....10, 25
Kelly Robbins....10
Denise Robinson 25
Shelly Roberts 20
Sarah Rogers 24
Aileen Rossouw....41
Kelli Ryan 21
Sharmia Sanders....12
Lauren Sanderson....23
Jill Sawin....12
Chelsea Schwankl....21
Joi Scott....32
Lindsay Secrest....35
Emina Sehalic....5
Hope Semper 20
Pam Seward 24
Jessica Shattuck....30
Courtney Shelton....21
Rachel Sillar 10
Pam Simmons 12
Becky Smith....34
Dorene Smith....30
LaToya Smith....12
Marley Smith....55
Stephanie Smith 33
Ashley Sneed....3
Charmonique Stallworth 5
Lisa Starosta....52
Elizabeth Strobel 44
Gena Stubbs....32
Laura Stump....22
Jenny Sullivan 25
Marsha Surratt....40
Karen Switzer 34
Debbie Teske....22
Noopie Thigpen 23
Jenna Thorp....20
Jennifer Uptmor 3
Nikki Vandehey....40
Alyssa Verdegan....24
Cheryl Washington 12
Judy Weber 24
Valerie Weidner 44
Kris Weis 25, 33
Shari' Welton 2
Paula Wick....51
Kristin Wiener 40
Jessie Wilcox....10
Tracy Williams 53
Keishonda Williamson 0
Jamie Wilson 34, 32
Tenisha Wilson 4
Dianna Wingis 34
Kylie York....3
Jennifer Youngblood....15
Melissa Yuska....54
Holly Zielke 43
Doreen Zierer 45
Margaret Zyk 13, 24

INDIVIDUAL RECORD SUMMARY

GAME

	Record	Player	Opponent	Date
Points	41	Carol Owens	Illinois	12-16-89
		Lisa Foss	Washington	12-2-90
FG Made	19	C. Stallworth	Milwaukee	3-2-96
FG Attempts	33	Kim Gothman	Vanderbilt	12-21-84
FG Percentage	.917 (11-12)	Lisa Foss	Dayton	2-29-88
		Carol Owens	Valparaiso	3-9-90
Consecutive FG	11	Lisa Foss	Dayton	2-29-88
3-FG Made	7	Denise Dove	Dartmouth	12-31-88
		Denise Dove	Akron	1-13-89
		S. Raymond	Toledo	1-14-06
		Kylie York	Miami(OH)	1-26-08
		Kylie York	C. Michigan	2-28-09
3-FG Attempts	13	Denise Dove	UIC	2-25-90
		Kylie York	Green Bay	11-28-07
		Kylie York	Kent State	3-10-08
3-FG Percent	.875	Denise Dove	Dartmouth	2-29-88
FT Made	22	Tammy Hinchee	Marquette	2-25-89
FT Attempts	24	Tammy Hinchee	Marquette	2-25-89
FT Percent	1.000 (12-12)	Kristin Wiener	Miami(OH)	2-12-05
		Amanda Reese	Butler	3-6-97
		Gena Stubbs	UIC	1-24-87
Consecutive FT	17	Tammy Hinchee	Marquette	2-25-89
Rebounds	27	Patty Delp	Carroll	1-26-80
Assists	14	Gena Stubbs	Minnesota	12-17-88
Blocks	9	Jessica Shattuck	Dayton	12-8-01
Steals	11	Carol Owens	W. Illinois	12-1-88

SEASON

	Record	Player	Season
Points	853	Lisa Foss	1990-91
Points Per Game	24.4	Lisa Foss	1990-91
FG Made	340	Lisa Foss	1990-91
FG Attempts	671	Lisa Foss	1990-91
FG Percent	.576 (129-224)	Noopie Thigpen	1996-97
Consecutive FG	18	Lisa Foss	11 vs. Dayton, 2-29-1988
			7 at Vaparaiso, 3-3-1988
3-FG Made	80	Denise Dove	1988-89
3-FG Attempts	221	Kylie York	2009-10
3-FG Percent	.433 (42-97)	Lisa Pottinger	1994-95
Consecutive 3-FG	12	Whitney Lowe	2006-07
	12	Kylie York	2008-09
FT Made	166	Doreen Zierer	1981-82
FT Attempts	222	Carol Owens	1989-90
FT Percent	.901 (163-181)	Stephanie Raymond	2006-07
Consecutive FT	37	Kris Weis	1989-90
Rebounds	322	Tammy Hinchee	1989-90
Rebounds Per Game	11.7	Paula Wick	1979-80
Assists	201	Stephanie Raymond	2006-07
Blocks	84	Tammy Hinchee	1988-89
Steals	107	Stephanie Raymond	2004-05

CAREER

	Record	Player	Seasons
Points	2,500	Lisa Foss	1986-91
Points Per Game	20.5	Lisa Foss	1985-91
10-Point Games	117	Lisa Foss	1986-91
20-Point Games	69	Lisa Foss	1986-91
25-Point Games	30	Lisa Foss	1986-91
30-Point Games	13	Lisa Foss	1986-91
FG Made	1,052	Lisa Foss	1986-91
FG Attempts	2,142	Lisa Foss	1986-91
FG Percent	.537 (818-1524)	Carol Owens	1985-90
3-FG Made	278	Kylie York	2007-10
3-FG Attempts	773	Kylie York	2007-10
3-FG Percent	.394 (221-561)	Denise Dove	1987-91
FT Made	466	Carol Owens	1985-90
FT Attempts	662	Carol Owens	1985-90
FT Percent	.839 (417-497)	Stephanie Raymond	2003-07
Consecutive FT	37	Kris Weis	1989-90
Rebounds	1,099	Tammy Hinchee	1986-90
Rebound Per Game	10.8	Patty Delp	1978-80
10-Rebound Games	55	Tammy Hinchee	1986-90
Double-Doubles	50	Tammy Hinchee	1986-90
Assists	526	Denise Dove	1987-91
Assists Per Game	5.24	Kelly Robbins	1994-96
10-Assist Games	5	Amanda Reese	1995-99
Blocks	244	Carol Owens	1985-90
Blocks Per Game	2.09	Carol Owens	1985-90
Steals	271	Stephanie Raymond	2003-07
Steals Per Game	2.82	E.C. Hill	1991-94
Games Played	128	Angela Lockett	1990-95
Games Started	121	Lisa Foss	1986-91
Consecutive Starts	117	Jennifer Youngblood	2000-04

TEAM RECORD SUMMARY

SEASON

	Record	Year
Wins	26	1989-90
Winning Percentage	.839 (26-5)	1989-90
Points	2,930	1989-90
Points Per Game	94.5	1989-90
Fewest Points	440	1974-75
FG Made	1,168	1990-91
FG Attempts	2,586	1990-91
FG Percent	.502 (1,138-2,268)	1989-90
3-FG Made	236	2006-07
3-FG Attempts	639	2006-07
3-FG Percent	.405 (98-242)	1988-89
FT Made	595	1989-90
FT Attempts	768	1989-90
FT Percent	.789 (475-602)	2006-07
Rebounds	1,623	1990-90
Rebounds Per Game	50.7	1979-80
Assists	600	1988-89
Blocks	231	1988-89
Steals	430	1989-90

GAME

	Record	Opponent	Date
Points	122	vs. Valparaiso	2-2-90
Fewest Points	15	vs. Wheaton College	12-9-64
FG Made	52	vs. Milwaukee	2-5-91
FG Attempts	108	at Cleveland State	2-6-92
FG Percent	.672 (43-64)	at Ball State	1-25-84
		vs. Loyola	2-25-95
3-FG Made	15	vs. Western Michigan	2-26-06
3-FG Attempts	29	at Western Michigan	1-18-06
		vs. Western Michigan	2-26-06
3-FG Percent	.750 (9-12)	vs. Central Michigan	11-24-97
FT Made	40	vs. Marquette	2-25-89
FT Attempts	50	vs. Marquette	2-25-89
FT Percent	.955 (21-22)	at Ohio	2-10-01
Rebounds	84	vs. Carroll	1-26-80
Assists	32	vs. Minnesota	12-17-88
Blocks	15	vs. Valparaiso	2-23-89
Steals	37	vs. Wright State	2-15-92

SUPERLATIVES

Game

Margin of Victory	68	Wheaton 24 at NIU 92	2-23-72
Margin of Defeat	58	NIU 42 at Wisconsin 100	1-17-78
Combined Points (Reg.)	217	Valaraiso 97 at NIU 120	2-18-91
Combined Points (OT)	232	NIU 117 at Cleveland State 115	2-6-92
Fewest Combined Points	57	NIU 32 at Wisconsin 25	1-13-73
Fouls	44	vs. Washington (Iowa City)	11-30-91
Points in a Half	76	vs. Valparaiso	2-20-90
Fewest Points in a Half (since 1982)	10	vs. Eastern Michigan	2-15-06
	10	vs. Toledo (Cleveland)	3-9-01

Season

Points	2,930	1989-90
Points Allowed	2,577	1990-91
Fewest Points Allowed	634	1972-73
Combined Points	5,499	1990-91
Fewest Combined Points	1,130	1974-75

SCORING

GAME

Points

	Points	Name	Opponent	Date
1.	41	Lisa Foss	Washington	12-2-90
	41	Carol Owens	Illinois	12-16-89
3.	40	Charmo Stallworth	Milwaukee	3-2-96
4.	39	Doreen Zierer	Bowling Green	2-13-82
5.	37	Lisa Foss	DePaul	2-26-91
6.	36	Tammy Hinchee	Marquette	2-25-89
	36	Marke Freeman	Buffalo	1-23-10
8.	35	E.C. Hill	Southern California	12-1-93
	35	Tammy Hinchee	DePaul	1-18-90
	35	Tammy Hinchee	San Diego State	1-3-90
	35	Doreen Zierer	Illinois Central	1-8-82

Field Goals Made

1.	19	C. Stallworth	Milwaukee	3-2-96

Field Goal Attempts

1.	33	Kim Gothman	Vanderbilt	12-21-84

Field Goal Percentage

1.	.917 (11-12)	Lisa Foss	Dayton	2-29-88
	.917 (11-12)	Carol Owens	Valparaiso	3-9-90

Three-Point Field Goals Made

1.	7	Denise Dove	Dartmouth	12-31-88

Three-Point Field Goal Attempts

1.	13	Denise Dove	UIC	2-25-90
	13	Kylie York	Green Bay	11-28-07
	13	Kylie York	Kent State	3-10-08

Three-Point Field Goal Percentage

1.	.875	Denise Dove	Dartmouth	2-29-88

Free Throws Made

1.	22	Tammy Hinchee	Marquette	2-25-89

Free Throw Attempts

1.	24	Tammy Hinchee	Marquette	2-25-89

Free Throw Percentage

1.	1.000 (12-12)	Kristin Wiener	Miami (OH)	2-12-05
	1.000 (12-12-)	Amanda Reese	Butler	3-6-97
	1.000 (12-12)	Gena Stubbs	UIC	1-24-87

SEASON

Points

	Points	Name	Games	Season
1.	853	Lisa Foss	35	1990-91
2.	688	Doreen Zierer	30	1981-82
3.	672	Carol Owens	31	1989-90
4.	659	E.C. Hill	30	1993-94
5.	632	Carol Owens	30	1988-89
6.	612	Tammy Hinchee	31	1989-90
7.	605	Lisa Foss	31	1989-90
8.	590	Cindy Conner	32	1991-92
9.	586	Stephanie Raymond	31	2006-07
10.	584	Tammy Hinchee	30	1988-89
11.	550	Leslie Pottinger	31	1994-95
12.	548	Lisa Foss	28	1987-88
13.	516	E.C. Hill	30	1992-93
14.	508	Charmonique Stallworth	22	1995-96
15.	505	Cindy Conner	30	1992-93
16.	**486**	**Marke Freeman**	**29**	**2009-10**
	486	Angela Lockett	31	1994-95
18.	484	Pam Simmons	28	1984-85
19.	482	Lisa Foss	27	1986-87
20.	466	Kristin Wiener	31	2006-07
21.	463	E.C. Hill	32	1991-92
	463	Lisa Starosta	28	1984-85
23.	458	Stephanie Raymond	28	2005-06
24.	453	Gena Stubbs	30	1988-89
25.	452	Charmoni Stallworth	30	1994-95

Points Per Game

	PPG	Name	Games	Season
1.	24.4	Lisa Foss	35	1990-91
2.	23.1	Charmoni Stallworth	22	1995-96
3.	22.0	E.C. Hill	30	1993-94
4.	21.7	Carol Owens	31	1989-90
5.	21.1	Carol Owens	30	1988-89
6.	19.7	Tammy Hinchee	31	1989-90
7.	19.6	Lisa Foss	2 8	1987-88
8.	19.5	Lisa Foss	31	1989-90
9.	19.5	Tammy Hinchee	30	1988-89
10.	18.9	Stephanie Raymond	31	2006-07
11.	18.4	Cindy Conner	32	1991-92
12.	18.4	Kelly Sue Miller	20	1997-98
13.	17.9	Lisa Foss	27	1986-87
14.	17.7	Leslie Pottinger	31	1994-95
15.	17.3	Pam Simmons	28	1984-85
16.	17.2	E.C. Hill	30	1992-93
17.	16.8	Cindy Conner	30	1992-93
18.	**16.8**	**Marke Freeman**	**29**	**2009-10**
19.	16.5	Lisa Starosta	28	1984-85
20.	16.4	Stephanie Raymond	28	2005-06
21.	16.0	Lisa Starosta	27	1983-84
22.	15.7	Angela Lockett	31	1994-95
23.	15.6	Carol Owens	28	1987-88
24.	15.5	Stephanie Raymond	28	2004-05
25.	15.1	Gena Stubbs	30	1988-89

Field Goal Percentage

	FG%	Name	Made-Missed	Season
1.	.613	Becky Smith	57-93	2006-07
2.	.590	Charmonique Stallworth	69-117	1992-93
3.	.576	Noopie Thigpen	129-224	1996-97
4.	.571	Renea Page	76-133	1985-86
5.	.570	Tammy Hinchee	241-423	1989-90
6.	.554	Sonya Crider	163-294	1983-84

SCORING

SEASON (cont.)

7.	.550	Carol Owens	258-469	1989-90
8.	.550	Tammy Hinchee	232-422	1988-89
9.	.548	Carol Owens	167-305	1987-88
10.	.547	Jennifer Youngblood	168-307	2001-02
11.	.538	Dianna Wingis	63-117	1987-88
12.	.535	Kelly Sue Miller	152-284	1997-98
13.	.534	Jennifer Youngblood	148-277	2000-01
	.534	Jennifer Youngblood	148-277	2002-03
15.	.531	Dianna Wingis	76-143	1990-91
16.	.530	Becky Smith	53-100	2007-08
17.	.530	Joi Scott	124-234	2003-04
18.	.527	Carol Owens	240-455	1988-89
19.	.526	Charmonique Stallworth	204-388	1995-96
20.	.526	Lisa Foss	256-487	1989-90
21.	.519	Carol Owens	153-295	1985-86
22.	.518	Shelly Roberts	102-197	1983-84
23.	.517	Caryn Alexander	60-116	1992-93
	.517	Shelly Roberts	150-290	1986-87
25.	.510	Dee Dee Jeske	100-196	1990-91

Field Goals Made

	FGM	Name	Games	Season
1.	340	Lisa Foss	35	1990-91
2.	261	Doreen Zierer	30	1981-82
3.	258	Carol Owens	31	1989-90
4.	256	Lisa Foss	31	1989-90
5.	241	Tammy Hinchee	31	1989-90
6.	240	Carol Owens	30	1988-89
	240	Lisa Foss	28	1987-88
8.	232	Tammy Hinchee	30	1988-89
9.	231	Cindy Conner	32	1991-92
10.	223	E.C. Hill	30	1993-94
11.	219	Pam Simmons	28	1984-85
12.	210	Lisa Foss	27	1986-87
13.	204	Charmoni Stallworth	22	1995-96
14.	203	Leslie Pottinger	31	1994-95
15.	202	Angela Lockett	31	1994-95
16.	201	Cindy Conner	30	1992-93
17.	199	Lisa Starosta	28	1984-85
18.	193	E.C. Hill	30	1992-93
19.	183	Gena Stubbs	30	1988-89
20.	182	Stephanie Raymond	31	2006-07
	182	Charmoni Stallworth	30	1994-95
	182	Kristin Wiener	31	2006-07
23.	179	Lisa Starosta	27	1983-84
24.	178	E.C. Hill	32	1991-92
25.	174	Cindy Conner	34	1990-91

Field Goal Attempts

	FGA	Name	Games	Season
1.	671	Lisa Foss	35	1990-91
2.	571	Cindy Conner	32	1991-92
3.	539	E.C. Hill	30	1993-94
4.	487	Lisa Foss	31	1989-90
5.	485	Lisa Foss	27	1986-87
6.	484	Lisa Foss	28	1987-88
7.	479	Cindy Conner	30	1992-93
8.	469	Carol Owens	31	1989-90
9.	463	Gena Stubbs	30	1988-89
10.	455	Angela Lockett	31	1994-95
	455	Carol Owens	30	1988-89
12.	443	Pam Simmons	28	1984-85
13.	441	E.C. Hill	30	1992-93
14.	423	Tammy Hinchee	31	1989-90
	423	Gena Stubbs	28	1987-88
16.	422	Lisa Starosta	28	1984-85
	422	Tammy Hinchee	30	1988-89
18.	**421**	**Marke Freeman**	**29**	**2009-10**
19.	420	Leslie Pottinger	31	1994-95
20.	418	Stephanie Raymond	31	2006-07
21.	414	Hope Semper	27	1982-83
22.	404	Gena Stubbs	27	1986-87
23.	402	Cindy Conner	34	1990-91
24.	398	E.C. Hill	32	1991-92
25.	394	Lisa Starosta	27	1983-84

3-Point Field Goals

	3FGM	Name	Games	Season
1.	80	Denise Dove	30	1988-89
2.	77	Kylie York	28	2007-08
	77	Kylie York	29	2009-10
4.	76	Kylie York	30	2008-09
5.	73	Denise Dove	34	1990-91
6.	59	Stephanie Raymond	31	2006-07
7.	56	Charbea Haller	28	1999-00
8.	55	Lindsay Secrest	28	2003-04
9.	54	Lindsay Secrest	32	2000-01
10.	53	Stephanie Raymond	28	2005-06
	53	Denise Dove	31	1989-90
	53	Jessie Wilcox	30	2008-09
13.	52	E.C. Hill	30	1993-94
	52	Lindsay Secrest	28	2002-03
15.	48	Kylie York	30	2006-07
16.	46	Stephanie Raymond	28	2004-05
	46	Cindy Conner	30	1992-93
18.	42	Leslie Pottinger	31	1994-95
19.	41	Jessie Wilcox	31	2006-07
20.	39	Whitney Lowe	31	2006-07
21.	37	Jessie Wilcox	24	2007-08
22.	**36**	**Marke Freeman**	**29**	**2009-10**
23.	34	Stephanie Raymond	27	2003-04
	34	Kristan Knake	26	2002-03
25.	33	Kelly Robbins	31	1994-95
	33	Kristan Knake	30	2001-02
	33	Kristan Knake	29	2000-01
	33	Charbea Haller	26	1998-99

3-Point Field Attempts

	3FGA	Name	Games	Season
1.	221	Kylie York	29	2009-10
2.	216	Kylie York	28	2007-08
3.	210	Kylie York	30	2008-09
4.	201	Denise Dove	34	1990-91
5.	189	Denise Dove	30	1988-89
6.	185	Charbea Haller	28	1999-00
7.	161	Stephanie Raymond	31	2006-07
8.	152	E.C. Hill	30	1993-94
	152	Jessie Wilcox	30	2008-09
10.	150	Stephanie Raymond	28	2004-05
11.	146	Stephanie Raymond	28	2005-06
12.	145	Lindsay Secrest	28	2003-04
13.	142	Kelly Robbins	27	1995-96
14.	140	Lindsay Secrest	32	2000-01
15.	132	Denise Dove	31	1989-90
16.	130	Lindsay Secrest	28	2002-03
17.	126	Kylie York	30	2006-07
18.	125	Cindy Conner	30	1992-93
19.	120	Charbea Haller	26	1998-99
20.	113	Whitney Lowe	31	2006-07
	113	**Marke Freeman**	**29**	**2009-10**

SCORING

SEASON (cont.)

22.	108	Kristan Knake	26	2002-03
23.	107	Olivia Heitter	26	1995-96
	107	Lindsay Secrest	30	2001-02
25.	106	Jessie Wilcox	31	2006-07

3-Point FG Percentage (minimum 20 made)

	3FG%	Name	Made-Missed	Season
1.	.433	Leslie Pottinger	42-97	1994-95
2.	.431	Kelli Ryan	25-58	1999-00
3.	.430	Stephanie Raymond	34-79	2003-04
4.	.423	Denise Dove	80-189	1988-89
5.	.423	Mary Basic	30-71	2006-07
6.	.407	Kelly Robbins	33-81	1994-95
7.	.402	Denise Dove	53-132	1989-90
8.	.400	Lindsay Secrest	52-130	2002-03
9.	.398	Jessie Wilcox	37-93	2007-08
10.	.387	Jessie Wilcox	41-106	2006-07
11.	.386	Lindsay Secrest	54-140	2000-01
12.	.381	Kylie York	48-126	2006-07
13.	.379	Lindsay Secrest	55-145	2003-04
14.	.375	Kristan Knake	33-88	2001-02
	.375	Stephanie Smith	24-64	2001-02
16.	.368	Cindy Conner	46-125	1992-93
17.	.366	Stephanie Raymond	59-161	2006-07
18.	.363	Denise Dove	73-201	1990-91
19.	.363	Stephanie Raymond	53-146	2005-06
20.	.362	Kylie York	76-210	2008-09
21.	.357	Stephanie Smith	30-84	2002-03
22.	.356	Kylie York	77-216	2007-08
23.	.349	Jessie Wilcox	53-152	2008-09
24.	.348	Kylie York	77-221	2009-10
25.	.346	E.C. Hill	28-81	1992-93

Free Throws

	FT	Name	Games	Season
1.	166	Doreen Zierer	30	1981-82
2.	163	Stephanie Raymond	31	2006-07
3.	161	E.C. Hill	30	1993-94
4.	159	Lisa Foss	35	1990-91
5.	156	Carol Owens	31	1989-90
6.	152	Carol Owens	30	1988-89
7.	127	Tammy Hinchee	31	1989-90
8.	120	Tammy Hinchee	30	1988-89
9.	114	Marke Freeman	29	2009-10
10.	112	Kristin Wiener	29	2005-06
11.	105	Amanda Reese	27	1996-97
12.	103	Stephanie Raymond	28	2005-06
13.	102	E.C. Hill	30	1992-93
	102	Kristin Wiener	31	2006-07
	102	Leslie Pottinger	31	1994-95
	102	Carol Owens	28	1987-88
17.	100	Charmoni Stallworth	22	1995-96
18.	99	Amanda Reese	26	1998-99
19.	96	Cindy Conner	32	1991-92
20.	95	E.C. Hill	32	1991-92
21.	93	Lisa Foss	31	1989-90
22.	91	Gena Stubbs	27	1986-87
23.	90	Stephanie Raymond	28	2004-05
24.	89	Amanda Reese	26	1997-98
25.	88	Kristan Knake	29	2000-01
	88	Kristin Wiener	28	2004-05

Free Throw Attempts

	FTA	Name	Games	Season
1.	222	Carol Owens	31	1989-90
2.	205	E.C. Hill	30	1993-94
3.	204	Carol Owens	30	1988-89
4.	188	Lisa Foss	35	1990-91
5.	181	Stephanie Raymond	31	2006-07
6.	177	Charmoni Stallworth	22	1995-96
7.	156	Kristin Wiener	29	2005-06
8.	155	Tammy Hinchee	31	1989-90
9.	152	Kristin Wiener	31	2006-07
10.	150	Angela Lockett	31	1994-95
11.	149	Tammy Hinchee	30	1988-89
12.	140	Carol Owens	28	1987-88
13.	138	Marke Freeman	29	2009-10
14.	136	Angela Lockett	32	1991-92
	136	Cindy Conner	32	1991-92
16.	133	Amanda Reese	26	1998-99
17.	129	E.C. Hill	30	1992-93
18.	128	E.C. Hill	32	1991-92
	128	Amanda Reese	27	1996-97
	128	Charmoni Stallworth	30	1994-95
21.	127	Angela Lockett	35	1990-91
	127	Stephanie Raymond	28	2005-06
23.	124	Gena Stubbs	30	1988-89
24.	123	Gena Stubbs	27	1986-87
25.	122	Leslie Pottinger	31	1994-95

Free Throw Percentage (minimum 30 made)

	FT%	Name	Made-Missed	Season
1.	.901	Stephanie Raymond	163-181	2006-07
2.	.897	Jessie Wilcox	61-68	2008-09
3.	.886	Jennifer Youngblood	70-79	2002-03
4.	.872	Kris Weis	82-94	1989-90
5.	.861	Lisa Foss	93-108	1989-90
6.	.851	Jennifer Youngblood	57-67	2003-04
7.	.850	Toby Meeks	34-40	1987-88
8.	.849	Stephanie Raymond	90-106	2004-05
9.	.848	Debbie Teske	84-99	1992-93
10.	.846	Lisa Foss	159-188	1990-91
11.	.844	Lisa Foss	65-77	1987-88
12.	.836	Leslie Pottinger	102-122	1994-95
13.	.833	Tammy Hinchee	55-66	1987-88
14.	.826	Marke Freeman	114-138	2009-10
15.	.825	Mary Basic	47-57	2005-06
16.	.821	Mary Basic	46-56	2006-07
17.	.821	Lindsay Secrest	32-39	2002-03
18.	.820	Amanda Reese	105-128	1996-97
19.	.819	Tammy Hinchee	127-155	1989-90
20.	.815	Lindsay Secrest	53-65	2001-02
21.	.811	Stephanie Raymond	103-127	2005-06
22.	.809	Whitney Lowe	76-94	2007-08
23.	.807	Kristan Knake	88-109	2000-01
24.	.807	Toby Meeks	46-57	1989-90
25.	.806	Amanda Reese	(75-93	1995-96

SCORING

CAREER

Points

	Points	Name	Games	Seasons
1.	2500	Lisa Foss	122	1986-91
2.	2102	Carol Owens	117	1985-90
3.	1921	Tammy Hinchee	116	1986-90
4.	1273	Lisa Starosta	82	1982-85
5.	1719	Stephanie Raymond	114	2003-07
6.	1712	Doreen Zierer	91	1979-82
7.	1638	E.C. Hill	92	1991-94
8.	1594	Angela Lockett	128	1990-92,93-95
9.	1537	Gena Stubbs	110	1985-89
10.	1520	Cindy Conner	96	1990-93
11.	1453	Jennifer Youngblood	118	2000-04
12.	1415	Charmoni Stallworth	110	1992-96
13.	1257	Kristan Knake	113	1999-03
14.	1218	Kristin Wiener	115	2003-07
15.	1217	Leslie Pottinger	122	1991-95
16.	1201	Sonya Crider	112	1981-85
17.	1147	Amanda Reese	106	1995-99
18.	1141	Michelle Johnson	96	1997-01
19.	1126	Shelly Roberts	108	1983-87
20.	1092	Lindsay Secrest	118	2000-04
21.	1081	Kelly Sue Miller	103	1994-98
22.	1043	Denise Dove	121	1987-91
23.	1038	Paula WICK	102	1979-82
24.	1025	Kylie York	117	2006-10
25.	1007	Jessie Wilcox	114	2005-09

Points Per Game (minimum 25 games)

	PPG	Name	Games	Seasons
1.	20.5	Lisa Foss	122	1986-91
2.	18.8	Doreen Zierer	91	1979-82
3.	18.0	Carol Owens	117	1985-90
4.	17.8	E.C. Hill	92	1991-94
5.	16.6	Tammy Hinchee	116	1986-90
6.	15.9	Lisa Starosta	114	1980-85
7.	15.8	Cindy Conner	96	1990-93
8.	15.1	Stephanie Raymond	114	2003-07
9.	14.5	Pam Simmons	42	1983-85
10.	14.0	Gena Stubbs	110	1985-89
11.	13.1	Hope Semper	27	1982-83
12.	13.1	Dorene Smith	47	1982-84
13.	13.1	Marke Freeman	59	2008-10
14.	12.9	Charmoni Stallworth	110	1992-96
15.	12.5	Angela Lockett	128	1990-92,93-95
16.	12.3	Jennifer Youngblood	118	2000-04
17.	11.9	Michelle Johnson	96	1997-01
18.	11.5	Sonya Crider	83	1982-85
19.	11.1	Kristan Knake	113	1999-03
20.	10.8	Amanda Reese	106	1995-99
21.	10.6	Kristin Wiener	115	2003-07
22.	10.5	Kelly Sue Miller	103	1994-98
23.	10.5	Noopie Thigpen	55	1995-97
24.	10.4	Shelly Roberts	108	1983-87
25.	10.3	Joi Scott	55	2002-04

Field Goals Made

	FG	Name	Games	Seasons
1.	1052	Lisa Foss	122	1986-91
2.	818	Carol Owens	117	1985-90
3.	783	Tammy Hinchee	116	1986-90
4.	752	Lisa Starosta	114	1980-85
5.	658	Doreen Zierer	91	1979-82
6.	644	Angela Lockett	128	1990-92,93-95
7.	626	Gena Stubbs	110	1985-89
8.	606	Cindy Conner	96	1990-93
9.	594	E.C. Hill	92	1991-94
10.	587	Jennifer Youngblood	118	2000-04
11.	567	Charmoni Stallworth	110	1992-96
12.	555	Stephanie Raymond	114	2003-07
13.	534	Lisa Starosta	82	1982-85
14.	499	Shelly Roberts	108	1983-87
15.	483	Michelle Johnson	96	1997-01
16.	469	Leslie Pottinger	122	1991-95
17.	447	Kelly Sue Miller	103	1994-98
18.	437	Kristin Wiener	115	2003-07
19.	429	Kristan Knake	113	1999-03
20.	406	Sonya Crider	83	1982-85
21.	380	Lindsay Secrest	118	2000-04
22.	363	Denise Dove	121	1987-91
23.	361	Amanda Reese	106	1995-99
24.	339	Kylie York	117	2006-10
25.	335	Dianna Wingis	120	1987-88,90-93

Field Goal Attempts

	FGA	Name	Games	Seasons
1.	2142	Lisa Foss	122	1986-91
2.	1634	Gena Stubbs	110	1985-89
3.	1524	Carol Owens	117	1985-90
4.	1517	Tammy Hinchee	116	1986-90
5.	1452	Cindy Conner	96	1990-93
6.	1412	Angela Lockett	128	1990-92,93-95
7.	1378	E.C. Hill	92	1991-94
8.	1337	Stephanie Raymond	114	2003-07
9.	1151	Lisa Starosta	82	1982-85
10.	1121	Jennifer Youngblood	118	2000-04
11.	1104	Charmoni Stallworth	110	1992-96
12.	1099	Kristan Knake	113	1999-03
13.	1070	Leslie Pottinger	122	1991-95
14.	1012	Lindsay Secrest	118	2000-04
15.	1004	Michelle Johnson	96	1997-01
16.	980	Shelly Roberts	108	1983-87
17.	979	Kelly Sue Miller	103	1994-98
18.	945	Kristin Wiener	115	2003-07
19.	943	Kylie York	117	2006-10
20.	911	Amanda Reese	106	1995-99
21.	875	Jessie Wilcox	114	2005-09
22.	871	Denise Dove	121	1987-91
23.	836	Sonya Crider	83	1982-85
24.	802	Charbea Haller	103	1996-00
25.	790	Shonda Holden	105	1995-99

Field Goal Percentage (minimum 50 made)

	FG%	Name	Games	Seasons
1.	.571	Renea Page	76-133	1985-86
2.	.544	Becky Smith	166-305	2005-09
3.	.541	Noopie Thigpen	236-436	1995-97
4.	.537	Carol Owens	818-1524	1985-90
5.	.524	Jennifer Youngblood	587-1121	2000-04
6.	.516	Tammy Hinchee	783-1517	1986-90
7.	.514	Charmoni Stallworth	567-1104	1992-96
8.	.510	Joi Scott	224-439	2002-04
9.	.509	Shelly Roberts	499-980	1983-87
10.	.498	Judy Weber	101-203	1982-83
11.	.491	Dianna Wingis	335-682	1987-88,90-93
12.	.491	Lisa Foss	1052-2142	1986-91
13.	.487	Ebony Ellis	253-520	2007-10
14.	.486	Sonya Crider	406-836	1982-85
15.	.481	Michelle Johnson	483-1004	1997-01
16.	.481	Caryn Alexander	152-316	1992-94

SCORING

CAREER (cont.)

17.	.480	Pam Simmons	271-564	1983-85
18.	.472	Jessica Shattuck	137-290	1999-02
19.	.464	Lisa Starosta	534-1151	1982-85
20.	.462	Kristin Wiener	437-945	2003-07
21.	.461	Sarah Rogers	82-178	2008-10
22.	.460	Kris Weis	332-722	1986-90
23.	.457	Kelly Sue Miller	447-979	1994-98
24.	.456	Dorene Smith	278-609	1982-84
25.	.456	Angela Lockett	644-1412	1990-92,93-95

3-Point Field Goals Made

	3FG	Name	Games	Seasons
1.	278	Kylie York	117	2006-10
2.	221	Denise Dove	121	1987-91
3.	192	Stephanie Raymond	114	2003-07
4.	190	Lindsay Secrest	118	2000-04
5.	147	Jessie Wilcox	114	2005-09
6.	125	Kristan Knake	113	1999-03
7.	113	Charbea Haller	103	1996-00
8.	96	Whitney Lowe	108	2004-08
9.	92	E.C. Hill	92	1991-94
10.	83	Stephanie Smith	113	2000-04
	83	Cindy Conner	96	1990-93
12.	72	Olivia Heitter	90	1993-97
	72	Leslie Pottinger	122	1991-95
14.	69	Mary Basic	111	2003-07
15.	63	Kelly Robbins	58	1994-96
16.	57	Amanda Reese	106	1995-99
17.	54	Marke Freeman	59	2008-10
18.	44	Debbie Teske	96	1990-93
19.	37	Kelli Ryan	52	1998-00
20.	36	Monique Davis	118	2000-04
21.	35	Shonda Holden	105	1995-99
	35	Shawjuan Dorsey	54	1996-99
23.	32	Tara Michels	61	2004-05,06-08
24.	31	Keishond Williamson	64	2002-06
25.	27	Jennifer Youngblood	118	2000-04

3-Point Field Goal Attempts

	3FGA	Name	Games	Seasons
1.	773	Kylie York	117	2006-10
2.	561	Denise Dove	121	1987-91
3.	536	Stephanie Raymond	114	2003-07
4.	522	Lindsay Secrest	118	2000-04
5.	408	Jessie Wilcox	114	2005-09
6.	384	Kristan Knake	113	1999-03
7.	379	Charbea Haller	103	1996-00
8.	301	Whitney Lowe	108	2004-08
9.	285	Olivia Heitter	90	1993-97
10.	274	E.C. Hill	92	1991-94
11.	238	Cindy Conner	96	1990-93
12.	237	Stephanie Smith	113	2000-04
13.	227	Leslie Pottinger	122	1991-95
14.	223	Kelly Robbins	58	1994-96
15.	207	Mary Basic	111	2003-07
16.	179	Amanda Reese	106	1995-99
17.	161	Marke Freeman	59	2008-10
18.	145	Shonda Holden	105	1995-99
19.	144	Debbie Teske	96	1990-93
20.	104	Keishond Williamson	64	2002-06
21.	100	Monique Davis	118	2000-04
22.	96	Courtney Shelton	42	2008-10
23.	93	Kelli Ryan	52	1998-00
24.	91	Tara Michels	61	2004-05,06-08
25.	87	Shawjuan Dorsey	54	1996-99

3-point FG percentage (minimum 30 made)

	3FG%	Name	Games	Seasons
1.	.402	Shawjuan Dorsey	35-87	1996-99
2.	.398	Kelli Ryan	37-93	1998-00
3.	.394	Denise Dove	221-561	1987-91
4.	.364	Lindsay Secrest	190-522	2000-04
5.	.360	Jessie Wilcox	147-408	2005-09
6.	.360	Monique Davis	36-100	2000-04
7.	.360	Kylie York	278-773	2006-10
8.	.358	Stephanie Raymond	192-536	2003-07
9.	.352	Tara Michels	32-91	2004-05,06-08
10.	.350	Stephanie Smith	83-237	2000-04
11.	.349	Cindy Conner	83-238	1990-93
12.	.336	E.C. Hill	92-274	1991-94
13.	.335	Marke Freeman	54-161	2008-10
14.	.333	Mary Basic	69-207	2003-07
15.	.326	Kristan Knake	125-384	1999-03
16.	.319	Whitney Lowe	96-301	2004-08
17.	.318	Amanda Reese	57-179	1995-99
18.	.317	Leslie Pottinger	72-227	1991-95
19.	.306	Debbie Teske	44-144	1990-93
20.	.298	Charbea Haller	113-379	1996-00
21.	.298	Keishond Williamson	31-104	2002-06
22.	.283	Kelly Robbins	63-223	1994-96
23.	.253	Olivia Heitter	72-285	1993-97
24.	.241	Shonda Holden	35-145	1995-99

Free Throws Made

	FT	Name	Games	Seasons
1.	466	Carol Owens	117	1985-90
2.	417	Stephanie Raymond	114	2003-07
3.	396	Doreen Zierer	91	1979-82
4.	379	Lisa Foss	122	1986-91
5.	368	Amanda Reese	106	1995-99
6.	358	E.C. Hill	92	1991-94
7.	351	Tammy Hinchee	116	1986-90
8.	344	Kristin Wiener	115	2003-07
9.	306	Angela Lockett	128	1990-92,93-95
10.	280	Charmoni Stallworth	110	1992-96
11.	274	Kristan Knake	113	1999-03
12.	272	Gena Stubbs	110	1985-89
13.	252	Jennifer Youngblood	118	2000-04
14.	225	Cindy Conner	96	1990-93
15.	207	Leslie Pottinger	122	1991-95
16.	205	Lisa Starosta	82	1982-85
17.	196	Jessie Wilcox	114	2005-09
18.	183	Marke Freeman	59	2008-10
19.	181	Kelly Sue Miller	103	1994-98
20.	180	Kris Weis	116	1986-90
21.	175	Michelle Johnson	96	1997-01
22.	171	Debbie Teske	96	1990-93
23.	159	Dee Dee Jeske	111	1988-92
24.	156	Ebony Ellis	77	2007-10
25.	149	Dana Lau	112	1992-96
	149	Monique Davis	118	2000-04

Free Throws Attempted

	FTA	Name	Games	Seasons
1.	662	Carol Owens	117	1985-90
2.	531	Angela Lockett	128	1990-92,93-95
3.	497	Stephanie Raymond	114	2003-07
4.	479	Charmoni Stallworth	110	1992-96
5.	475	Kristin Wiener	115	2003-07
6.	466	Amanda Reese	106	1995-99
7.	462	Lisa Foss	122	1986-91
	462	E.C. Hill	92	1991-94

SCORING

CAREER (cont.)

9.	441	Tammy Hinchee	116	1986-90
10.	408	Gena Stubbs	110	1985-89
11.	355	Kristan Knake	113	1999-03
12.	327	Cindy Conner	96	1990-93
13.	302	Jennifer Youngblood	118	2000-04
14.	284	Lisa Starosta	82	1982-85
	284	Ebony Ellis	77	2007-10
16.	282	Leslie Pottinger	122	1991-95
17.	281	Michelle Johnson	96	1997-01
18.	262	Kelly Sue Miller	103	1994-98
19.	246	Jessie Wilcox	114	2005-09
20.	238	Sonya Crider	83	1982-85
21.	234	Dana Lau	112	1992-96
	234	Monique Davis	118	2000-04
23.	225	Marke Freeman	59	2008-10
24.	219	Kris Weis	116	1986-90
25.	218	Dee Dee Jeske	111	1988-92
	218	Denise Robinson	109	1982-86

Free Throw Percentage (minimum 50 made)

	FT%	Name	Games	Seasons
1.	.839	Stephanie Raymond	417-497	2003-07
2.	.834	Jennifer Youngblood	252-302	2000-04
3.	.822	Debbie Teske	171-208	1990-93
4.	.822	Kris Weis	180-219	1986-90
5.	.820	Lisa Foss	379-462	1986-91
6.	.814	Mary Basic	131-161	2003-07
7.	.813	Marke Freeman	183-225	2008-10
8.	.811	Lindsay Secrest	142-175	2000-04
9.	.797	Jessie Wilcox	196-246	2005-09
10.	.796	Tammy Hinchee	351-441	1986-90
11.	.790	Amanda Reese	368-466	1995-99
12.	.780	Shonda Holden	96-123	1995-99
13.	.775	E.C. Hill	358-462	1991-94
14.	.774	Denise Dove	96-124	1987-91
15.	.772	Kristan Knake	274-355	1999-03
16.	.767	Kylie York	69-90	2006-10
17.	.761	Pam Simmons	67-88	1983-85
18.	.758	Toby Meeks	122-161	1986-88,89-91
19.	.751	Whitney Lowe	148-197	2004-08
20.	.748	Kelli Ryan	101-135	1998-00
21.	.743	Aileen Rossouw	110-148	2007-09
22.	.742	Kim Boeding	115-155	1999-03
23.	.734	Leslie Pottinger	207-282	1991-95
24.	.729	Dee Dee Jeske	159-218	1988-92
25.	.724	Kristin Wiener	344-475)	2003-07

BY CLASS

Freshman	GP	Pts.	Season
Lisa Starosta	32	537	1980-81
Lisa Foss	27	482	1986-87
Tammy Hinchee	27	395	1986-87
Jennifer Youngblood	32	371	2000-01
Sophomore			
Lisa Foss	28	548	1987-88
Doreen Zierer	20	470	1979-80
E.C. Hill	32	463	1991-92
Cindy Conner	34	425	1990-91
Junior			
Carol Owens	30	632	1988-89
Lisa Foss	31	605	1989-90
Cindy Conner	32	590	1991-92
Tammy Hinchee	31	584	1989-90
Senior			
Lisa Foss	35	853	1990-91
Doreen Zierer	30	688	1981-82
Carol Owens	31	672	1989-90
E.C. Hill	30	659	1993-94

SCORING SUPERLATIVES

SEASON

10-Point Games

No.	Games	Name	Year
1.	35	Lisa Foss	1990-91
2.	32	Cindy Conner	1991-92
		Doreen Zierer	1980-81
4.	31	Carol Owens	1988-89
5.	30	Tammy Hinchee	1989-90
		Carol Owens	1989-90
		Doreen Zierer	1981-82
8.	29	Lisa Foss	1989-90
		E.C. Hill	1992-93
		E.C. Hill	1993-94
		Stephanie Raymond	2006-07
		Lisa Starosta	1980-81

20-Point Games

No.	Games	Name	Year
1.	26	Lisa Foss	1990-91
2.	22	Doreen Zierer	1981-82
3.	20	E.C. Hill	1993-94
4.	19	Carol Owens	1989-90
5.	17	Lisa Foss	1989-90
		Carol Owens	1988-89
7.	16	Lisa Foss	1987-88
		Stephanie Raymond	2006-07
9.	15	Leslie Pottinger	1994-95
		Charmonique Stallworth	1995-96
11.	14	Tammy Hinchee	1988-89
	14	Tammy Hinchee	1989-90

25-Point Games

No.	Games	Name	Year
1.	16	Lisa Foss	1990-91
2.	10	Carol Owens	1989-90
3.	9	E.C. Hill	1993-94
		Charmonique Stallworth	1995-96
5.	8	Tammy Hinchee	1989-90
		Carol Owens	1988-89
7.	7	Stephanie Raymond	2006-07
		Lisa Foss	1989-90
		Tammy Hinchee	1988-89
		Doreen Zierer	1981-82
11.	6	Lisa Foss	1987-88
		Marke Freeman	**2009-10**
12.	5	Cindy Conner	1991-92
		Pam Simmons	1984-85
		Lisa Starosta	1980-81

30-Point Games

No.	Games	Name	Year
1.	9	Lisa Foss	1990-91
2.	5	Carol Owens	1989-90
		Doreen Zierer	1981-82
4.	4	Tammy Hinchee	1988-89
5.	3	Stephanie Raymond	2006-07
		E.C. Hill	1993-94
		Carol Owens	1988-89
		Marke Freeman	**2009-10**
8.	2	Six occasions	
		(Last: Charmonique Stallworth, 1995-96	

CAREER

10-Point Games

No.	Games	Name	Year
1.	117	Lisa Foss	1986-91
2.	105	Carol Owens	1985-90
3.	99	Tammy Hinchee	1986-90
4.	97	Lisa Starosta	1980-85
5.	86	Doreen Zierer	1979-82
6.	85	E.C. Hill	1991-94
7.	83	Gena Stubbs	1985-89
		Jennifer Youngblood	2000-04
		Stephanie Raymond	2003-07
10.	82	Cindy Conner	1990-93
11.	77	Angela Lockett	1990-95

20-Point Games

No.	Games	Name	Year
1.	69	Lisa Foss	1986-91
2.	47	Carol Owens	1985-90
3.	39	Doreen Zierer	1979-82
4.	36	Lisa Starosta	1980-85
5.	34	Tammy Hinchee	1986-90
	34	Stephanie Raymond	2003-07
7.	32	E.C. Hill	1991-94
8.	25	Charmonique Stallworth	1992-96
9.	24	Cindy Conner	1990-93
10.	21	Angela Lockett	1990-95
11.	18	Gena Stubbs	1985-89
	10	*Marke Freeman*	*2008-Present*

25-Point Games

No.	Games	Name	Year
1.	30	Lisa Foss	1986-91
2.	22	Carol Owens	1985-90
3.	16	Tammy Hinchee	1986-90
4.	13	Doreen Zierer	1979-82
5.	12	E.C. Hill	1991-94
6.	10	Cindy Conner	1990-93
		Charmonique Stallworth	1992-96
		Lisa Starosta	1980-85
9.	8	Gena Stubbs	1985-89
10.	**6**	**Marke Freeman**	**2009-10**
11.	5	Angela Lockett	1990-95

30-Point Games

No.	Games	Name	Year
1.	13	Lisa Foss	1986-91
2.	8	Carol Owens	1985-90
3.	7	Tammy Hinchee	1986-90
4.	7	Doreen Zierer	1979-82
5.	4	E.C. Hill	1991-94
	3	*Marke Freeman*	*2009-Present*

STREAKS

Consecutive 10-Point Games

No.	Games	Name	Year
1.	68	Doreen Zierer	1980-82
		Carol Owens	1988-91
3.	60	Cindy Conner	1991-93
4.	51	Lisa Foss	1989-91
5.	36	E.C. Hill	1993-94

Consecutive 20-Point Games

No.	Games	Name	Year
1.	10	Lisa Foss	1990-91
2.	8	Doreen Zierer	1981-82
3.	7	Doreen Zierer	1981-82
4.	5	Lisa Foss	1989-90
	5	Lisa Foss	1987-88
	5	Lisa Foss	1986-87
	5	Carol Owens	1989-90
	5	Carol Owens	1989-90
	5	Charmonique Stallworth	1995-96

Consecutive 25-Point Games

No.	Games	Name	Year
1.	4	Tammy Hinchee	1989-90
	4	Carol Owens	1989-90
3.	3	Lisa Foss	1990-91
	3	Lisa Foss	1990-91
	3	Lisa Starosta	1980-81
	3	Charmonique Stallworth	1995-96

Consecutive 30-Point Games

No.	Games	Name	Year)
1.	3	Lisa Foss	1990-91)
2.	2	Carol Owens	1989-90)
	2	Doreen Zierer	1981-82)

REBOUNDING

GAME

No.	Player	No.	Opponent	Date
1.	Patty Delp	27	Carroll	1-26-80
2.	Patty Delp	23	Bradley	1-26-79
	Doreen Zierer	23	Carroll	1-26-80
4.	Doreen Zierer	22	Bowling Green	12-1-79
	Ebony Ellis	**22**	**Wagner**	**11-22-08**
6.	Judy Weber	20	Northern Iowa	1-16-82
	Judy Weber	20	Nat'l Coll. of Educ.	3-6-82
8.	Paula Wick	19	Illinois Central	1-27-79
	Lisa Starosta	19	Illinois	2-21-81
	Lisa Starosta	19	Marquette	12-8-82
	Dorene Smith	19	Michigan State	12-11-82
	Lisa Starosta	19	Central Michigan	1-12-83
	Lisa Starosta	19	Louisville	12-8-84
	Lisa Starosta	19	Eastern Michigan	3-8-85
	Shelly Roberts	19	Marquette	1-17-87
	Leslie Pottinger	19	Youngstown State	3-5-94

SEASON

No.	Player	Rebs.	Season
1.	Tammy Hinchee	322	1989-90
2.	Doreen Zierer	319	1979-80
3.	Patty Delp	317	1979-80
4.	Lisa Starosta	309	1980-81
5.	Carol Owens	295	1988-89
6.	Judy Weber	292	1980-81
7.	Carol Owens	286	1989-90
8.	Lisa Starosta	280	1984-85
9.	Jennifer Youngblood	276	2003-04
10.	Tammy Hinchee	271	1986-87

CAREER – 600-REBOUND CLUB

No.	Player	GP	Rebs.	Avg.	Years
1.	Tammy Hinchee	116	1,099	9.5	1986-90
2.	Carol Owens	117	1,028	8.8	1985-90
3.	Angela Lockett	128	1,014	7.9	1990-95
4.	J. Youngblood	118	1,010	8.6	2000-04
5.	Lisa Starosta	114	1,003	8.8	1980-85
6.	Judy Weber	118	873	7.4	1979-83
7.	Sonya Crider	112	856	7.6	1981-85
8.	Doreen Zierer	91	841	9.2	1979-82
9.	Paula Wick	102	760	7.5	1979-82
10.	Dianna Wingis	120	734	6.1	1987-93
11.	Michelle Johnson	96	725	7.6	1997-2001
12.	Cindy Conner	96	693	7.2	1990-93
13.	Shelly Roberts	109	633	5.8	1983-87
14.	Kristin Wiener	115	629	5.4	2003-07
15.	**Ebony Ellis**	**77**	**615**	**8.0**	**2007-Pr.**
16.	Tracy Mondek	125	612	4.9	1988-92
17.	Leslie Pottinger	122	606	5.0	1991-95

SUPERLATIVES

10-Rebounds Games in a Season

No.	Games	Name	Year
1.	17	Judy Weber	1980-81
	17	Jennifer Youngblood	2003-04
3.	16	Sonya Crider	1983-84
		Tammy Hinchee	1989-90
		Carol Owens	1988-89
		Lisa Starosta	1980-81
		Doreen Zierer	1979-80
8.	15	Patty Delp	1979-80
9.	14	Tammy Hinchee	1986-87
		Lisa Starosta	1984-85
11.	13	Tammy Hinchee	1987-88
		Angela Lockett	1993-94
		Michelle Johnson	1999-2000
		Mauvolyene Adams	2007-Pr.

10-Rebounds Games in a Career

No.	Games	Name	Year
1.	55	Tammy Hinchee	1986-90
2.	48	Jennifer Youngblood	2000-04
3.	45	Angela Lockett	1990-95
4.	42	Carol Owens	1985-90
		Lisa Starosta	1980-85
		Judy Weber	1979-83
7.	36	Doreen Zierer	1979-80
8.	34	Sonya Crider	1981-85
9.	28	Michelle Johnson	1997-2001
10.	27	Paula Wick	1978-82
	23	*Ebony Ellis*	*2007-Pr.*

Double-Doubles in a Season

No.	Games	Name	Year
1.	16	Tammy Hinchee	1989-90
		Carol Owens	1988-89
		Lisa Starosta	1980-81
4.	14	Lisa Starosta	1984-85
		Doreen Zierer	1979-80
6.	13	Tammy Hinchee	1986-87
		Judy Weber	1980-81
8.	12	Patty Delp	1979-80
		Carol Owens	1989-90
10.	11	Angela Lockett	1993-94
		Judy Weber	1981-82
		Paula Wick	1980-81
		Doreen Zierer	1980-81
		Michelle Johnson	1999-2000
		Mauvolyene Adams	2009-10

Double-Doubles in a Career

No.	Games	Name	Year
1.	50	Tammy Hinchee	1986-90
2.	40	Carol Owens	1985-90
3.	39	Lisa Starosta	1980-85
4.	37	Jennifer Youngblood	2000-04
5.	35	Angela Lockett	1990-95
6.	34	Doreen Zierer	1979-82
7.	33	Judy Weber	1979-83
8.	26	Sonya Crider	1981-85
9.	24	Paula Wick	1978-82
	24	Michelle Johnson	1997-2001

ASSISTS

GAME

No.	Player	No.	Opponent	Date
1.	Gena Stubbs	14	Minnesota	12-17-88
2.	Val Leitzen	13	Clemson	12-29-86
3.	Jill Sawin	12	DePaul	2-12-80
	Gena Stubbs	12	Cleveland State	3-9-89
	Kelly Robbins	12	Milwaukee	3-2-96
	Kristan Knake	12	Central Michigan	1-27-01
7.	Jill Sawin	11	Marquette	11-28-81
	Dianna Deiber	11	Drake	11-26-82
	Toby Meeks	11	Valparaiso	3-3-88
	E.C. Hill	11	Western Illinois	2-19-94
	Leslie Pottinger	11	Loyola-Chicago	2-25-95
	Kelly Robbins	11	Michigan	12-31-95
	Kelly Robbins	11	Illinois-Chicago	1-27-96
	Olivia Heitter	11	Loyola	1-16-97
	Stephanie Raymond	11	Cincinnati	12-1-06

SEASON

No.	Player	Ast.	Season
1.	Stephanie Raymond	201	2006-07
2.	Denise Dove	169	1988-89
	Gena Stubbs	169	1988-89
4.	Kelly Robbins	165	1995-96
	Amanda Reese	165	1996-97
6.	Denise Dove	164	1989-90
7.	Jill Sawin	154	1981-82
8.	Val Leitzen	143	1986-87
	Toby Meeks	143	1990-91
	E.C. Hill	143	1993-94

CAREER – 250-ASSIST CLUB

No.	Player	GP	Ast.	Avg.	Years
1.	Denise Dove	121	526	4.35	1987-91
2.	Stephanie Raymond	114	497	4.36	2003-07
3.	Amanda Reese	106	451	4.25	1995-99
4.	E.C. Hill	92	392	4.26	1991-94
5.	Jill Sawin	92	359	3.90	1979-82
6.	Gena Stubbs	110	353	3.21	1985-89
7.	Denise Robinson	109	348	3.19	1982-86
8.	Toby Meeks	116	340	2.93	1986-91
9.	Kelly Robbins	58	304	5.24	1994-96
10.	Jessie Wilcox	114	303	2.65	2005-09
11.	Monique Davis	117	302	2.58	2000-04
12.	Kristan Knake	113	301	2.66	1999-2003
13.	Val Leitzen	107	299	2.79	1983-87
14.	Leslie Pottinger	122	287	2.35	1991-95
15.	Lisa Foss	122	274	2.25	1986-91
	Marke Freeman	*59*	*215*	*3.60*	*2008-Pr.*

SUPERLATIVES

10-Assist Games in a Season

No.	Games	Name	Year
1.	4	Kelly Robbins	1995-96
2.	3	Val Leitzen	1986-87
	3	Amanda Reese	1996-97
	3	Stephanie Raymond	2006-07
3.	2	Jill Sawin	1979-80
	2	Jill Sawin	1981-82
	2	Denise Dove	1988-89
	2	Gena Stubbs	1988-89
	2	Amanda Reese	1997-98

10-Assist Games in a Career

No.	Games	Name	Year
1.	5	Amanda Reese	1995-99
2.	4	Jill Sawin	1979-82
	4	Kelly Robbins	1994-96
4.	3	Val Leitzen	1983-87
5.	2	Denise Dove	1987-91
	2	Gena Stubbs	1985-89
	1	*Marke Freeman*	*2009-10*

TRIPLE-DOUBLES

Player	Date	Opponent	FG-A	3FG-A	FT-A	Pts.	Rebs.	Ast.	Blk.	Stl.	Score
Owens	12-1-88	Loyola	9-19	0-0	5-5	23	10	1	3	11*	81-50
Pottinger	2-25-95	WIU	7-11	2-4	4-6	20	13	11	0	3	103-59

** - NIU record*

STEALS

Steals

Single Game

No.	Player	No.	Opponent	Date
1.	Carol Owens	11	Western Illinois	12-1-88
2.	Stephanie Raymond	10	Loyola (Ill.)	12-1-04
	Leslie Pottinger	10	Milwaukee	2-16-95
4.	Cindy Conner	9	Eastern Illinois	3-11-93
5.	Lisa Starosta	8	Eastern Michigan	1-2-85
	Lisa Starosta	8	Toledo	1-5-85
	Lisa Foss	8	Missouri	12-30-87
	Carol Owens	8	Butler	12-3-88
	E.C. Hill	8	Wright State	2-15-92
	E.C. Hill	8	Wright State	3-6-93
	Marke Freeman	**8**	**Nebraska**	**12-13-09**

Season

No.	Player	Stl.	Season
1.	Stephanie Raymond	107	2004-05
2.	E.C. Hill	100	1992-93
3.	Leslie Pottinger	99	1993-94
4.	Leslie Pottinger	98	1994-95
5.	Doreen Zierer	91	1981-82
6.	Lisa Starosta	86	1984-85
	Carol Owens	86	1988-89
8.	E.C. Hill	83	1993-94
9.	Denise Robinson	80	1985-86
10.	**Marke Freeman**	**78**	**2008-Pr.**
11.	E.C. Hill	76	1991-92

Career – 150-Steal Club

No.	Player	GP	Stl.	Avg.	Years
1.	Leslie Pottinger	122	276	2.26	1991-95
2.	Stephanie Raymond	114	271	2.38	2003-07
3.	Denise Robinson	109	264	2.42	1982-86
4.	E.C. Hill	92	259	2.82	1991-94
5.	Carol Owens	117	256	2.19	1985-90
6.	Lisa Foss	122	250	2.05	1986-91
7.	Doreen Zierer	91	218	2.40	1979-82
8.	Amanda Reese	106	212	2.00	1995-99
9.	Gena Stubbs	110	211	1.92	1985-89
	Kristan Knake	113	211	1.89	1999-2003
11.	Lisa Starosta	114	201	1.76	1980-85
12.	Jill Sawin	92	193	2.10	1979-82
13.	Hope Semper	111	191	1.72	1979-83
14.	Cindy Conner	96	189	1.97	1990-93
15.	Denise Dove	121	188	1.55	1987-91
16.	Angela Lockett	128	178	1.39	1990-94
17.	Charbea Haller	103	172	1.67	1996-00
	Charmo Stallworth	110	172	1.56	1992-96
19.	Monique Davis	117	170	1.45	2000-04
20.	Dee Dee Jeske	111	162	1.46	1988-92
	Marke Freeman	*59*	*117*	*1.98*	*2008-Pr.*

BLOCKS

Blocked Shots

Single Game

No.	Player	No.	Opponent	Date
1.	Jessica Shattuck	9	Dayton	12-8-01
2.	Sonya Crider	7	Southern Illinois	2-27-82
	Carol Owens	7	Akron	2-10-89
	Carol Owens	7	Cleveland State	2-21-89
	Tammy Hinchee	7	Marquette	2-25-89
	Jessica Shattuck	7	Illinois State	12-20-01
7.	Carol Owens	6	Ball State	1-8-86
	Carol Owens	6	Western Illinois	12-12-87
	Carol Owens	6	DePaul	2-17-89
	Tammy Hinchee	6	Valparaiso	2-23-89
	Carol Owens	6	Valparaiso	2-23-89
	Jessica Shattuck	6	Ball State	1-12-02

Season

No.	Player	Blk.	Season
1.	Tammy Hinchee	84	1988-89
2.	Carol Owens	83	1988-89
3.	Carol Owens	61	1989-90
4.	Carol Owens	53	1985-86
5.	Caryn Alexander	52	1993-94
	Jessica Shattuck	52	2001-02
7.	Cindy Conner	51	1991-92
8.	Tammy Hinchee	50	1989-90
9.	Noopie Thigpen	48	1996-97
10.	Carol Owens	47	1987-88
	Cindy Conner	47	1990-91

Career

No.	Player	GP	Blk.	Avg.	Years
1.	Carol Owens	117	244	2.09	1985-90
2.	Tammy Hinchee	116	200	1.72	1986-90
3.	Sonya Crider	112	152	1.31	1981-85
4.	Cindy Conner	96	143	1.49	1990-93
5.	Michelle Johnson	96	123	1.28	1997-2001
6.	Tracy Mondek	125	104	0.83	1988-92
7.	Kristin Wiener	115	103	0.89	2003-07
8.	Jessica Shattuck	89	98	1.10	1999-2002
9.	Caryn Alexander	57	96	1.68	1992-94
	Dianna Wingis	120	96	0.80	1987-93
11.	Noopie Thigpen	55	93	1.69	1995-97
12.	Lisa Starosta	114	79	0.69	1980-85
13.	**Ebony Ellis**	**77**	**64**	**0.83**	**2007-Pr.**
14.	Paula Wick	102	63	0.62	1979-82
	Mystique Adams	74	63	0.85	1997-2001
	Becky Smith	111	63	0.57	2005-09
	Shaakira Haywood	*28*	*19*	*0.68*	*2009-Pr.*

YEARLY LEADERS



Leslie Pottinger

Lindsay Secrest

NOTE: Blocked shots and steals were not recorded as official (AIAW) statistics prior to the 1980-81 season. Field goal percentages are based on 3.00 attempts per game; free throw percentages are based on 2.00 attempts per game and three-point field goals based on 1.00 made per game.

Scoring

Season	Player	G	Pts.	Avg.
1978-79	Patty Delp	20	297	14.9
1979-80	Doreen Zierer	29	470	16.2
1980-81	Doreen Zierer	32	554	17.0
1981-82	Doreen Zierer	30	688	22.9
1982-83	Lisa Starosta	27	379	14.0
1983-84	Lisa Starosta	27	431	15.9
1984-85	Pam Simmons	28	484	17.3
1985-86	Shelly Roberts	27	368	13.6
1986-87	Lisa Foss	27	482	17.9
1987-88	Lisa Foss	28	548	19.6
1988-89	Carol Owens	30	632	21.1
1989-90	Carol Owens	31	672	21.7
1990-91	Lisa Foss	35	853	24.4
1991-92	Cindy Conner	32	590	18.4
1992-93	E.C. Hill	30	516	17.2
1993-94	E.C. Hill	30	659	22.0
1994-95	Leslie Pottinger	31	550	17.7
1995-96	Charmo Stallworth	22	508	23.1
1996-97	Noopie Thigpen	27	325	12.0
1997-98	Kelly Sue Miller	20	367	18.4
1998-99	Amanda Reese	26	328	12.6
1999-00	Michelle Johnson	28	390	13.9
2000-01	Kristan Knake	29	359	12.4
2001-02	Jennifer Youngblood	30	397	13.2
2002-03	Jennifer Youngblood	28	378	13.5
2003-04	Joi Scott	28	318	11.4
2004-05	Stephanie Raymond	28	434	15.5
2005-06	Stephanie Raymond	28	458	16.4
2006-07	Stephanie Raymond	31	586	18.9
2007-08	Whitney Lowe	28	313	11.2
2008-09	Jessie Wilcox	30	328	10.9
2009-10	**Marke Freeman**	**29**	**486**	**16.8**

Rebounding

Season	Player	G	Rebs.	Avg.
1978-79	Paula Wick	19	219	11.5
1979-80	Doreen Zierer	29	319	11.0
1980-81	Lisa Starosta	32	309	9.7
1981-82	Doreen Zierer	30	260	8.7
1982-83	Lisa Starosta	27	222	8.2
1983-84	Sonya Crider	28	246	8.8
1984-85	Lisa Starosta	28	280	10.0
1985-86	Carol Owens	27	218	8.1
1986-87	Tammy Hinchee	27	271	10.0
1987-88	Tammy Hinchee	28	245	8.8
1988-89	Carol Owens	30	295	9.8
1989-90	Tammy Hinchee	31	322	10.4
1990-91	Angela Lockett	35	261	7.5
1991-92	Angela Lockett	32	264	8.3
1992-93	Dianna Wingis	29	220	7.6
1993-94	Angela Lockett	30	246	8.2
1994-95	Angela Lockett	31	243	7.8
1995-96	Dana Lau	28	236	8.4
1996-97	Noopie Thigpen	27	207	7.7
1997-98	Kelly Sue Miller	20	127	6.4
1998-99	Michelle Johnson	24	194	8.1
1999-00	Michelle Johnson	28	240	8.6
2000-01	Jennifer Youngblood	32	232	7.3
2001-02	Jennifer Youngblood	30	269	9.0
2002-03	Jennifer Youngblood	28	233	8.3
2003-04	Jennifer Youngblood	28	276	9.9
2004-05	Jamie Wilson	28	168	6.0
2005-06	Kristin Wiener	29	188	6.5
2006-07	Kristin Wiener	31	247	8.0
2007-08	**Ebony Ellis**	**28**	**164**	**5.9**
2008-09	**Ebony Ellis**	**30**	**265**	**8.8**
2009-10	Mauvolyene Adams	28	236	8.4

Field Goal Percentage

Season	Player	FG	FGA	Pct.
1978-79	Kim Burke	107	213	.502
1979-80	Judy Weber	49	103	.476
1980-81	Lisa Starosta	218	441	.494
1981-82	Sonya Crider	112	219	.511
1982-83	Judy Weber	101	203	.497
1983-84	Sonya Crider	163	294	.554
1984-85	Pam Simmons	219	443	.494
1985-86	Renea Page	76	133	.571
1986-87	Shelly Roberts	150	290	.517
1987-88	Carol Owens	167	305	.548
1988-89	Tammy Hinchee	232	422	.550
1989-90	Tammy Hinchee	241	423	.570
1990-91	Dianna Wingis	76	143	.532
1991-92	Dianna Wingis	101	211	.479
1992-93	Charmo Stallworth	69	117	.590
1993-94	Caryn Alexander	92	200	.460
1994-95	Charmo Stallworth	182	361	.504
1995-96	Charmo Stallworth	204	388	.526
1996-97	Noopie Thigpen	129	224	.576
1997-98	Kelly Sue Miller	152	284	.535
1998-99	Michelle Johnson	137	274	.500
1999-00	Michelle Johnson	170	345	.493
2000-01	Jennifer Youngblood	148	277	.534
2001-02	Jennifer Youngblood	168	307	.547
2002-03	Jennifer Youngblood	148	277	.534
2003-04	Joi Scott	124	234	.530
2004-05	Jamie Wilson	104	224	.464
2005-06	Kristin Wiener	129	264	.489
2006-07	Kristin Wiener	182	369	.493
2007-08	Becky Smith	53	100	.530
2008-09	Becky Smith	48	91	.527
2009-10	**Ebony Ellis**	**80**	**160**	**.500**

3-Point Field Goal Percentage

Season	Player	FG	FGA	Pct.
1988-89	Denise Dove	80	189	.423
1989-90	Denise Dove	53	132	.402
1990-91	Denise Dove	73	201	.363
1991-92	Cindy Conner	32	97	.330
1992-93	Cindy Conner	46	125	.368
1993-94	E.C. Hill	52	152	.342
1994-95	Leslie Pottinger	42	97	.433
1995-96	Kelly Robbins	30	142	.211
1996-97	Olivia Heitter	27	102	.265
1997-98	No qualifiers			
1998-99	Charbea Haller	33	120	.275
1999-00	Charbea Haller	56	185	.303
2000-01	Lindsay Secrest	54	140	.386
2001-02	Kristan Knake	33	88	.375
2002-03	Lindsay Secrest	52	130	.400
2003-04	Stephanie Raymond	34	79	.430
2004-05	Stephanie Raymond	46	150	.307
2005-06	Stephanie Raymond	53	146	.363
2006-07	Jessie Wilcox	41	106	.387
2007-08	Jessie Wilcox	37	93	.398
2008-09	Kylie York	76	210	.362
2009-10	Kylie York	77	221	.348

Free Throw Percentage

Season	Player	FT	FTA	Pct.
1978-79	Kim Burke	32	54	.593
1979-80	Doreen Zierer	112	151	.742
1980-81	Doreen Zierer	118	161	.733
1981-82	Doreen Zierer	166	220	.752
1982-83	Lisa Starosta	67	86	.779
1983-84	Lisa Starosta	73	101	.723
1984-85	Lisa Starosta	65	97	.670
1985-86	Denise Robinson	51	72	.708
1986-87	Gena Stubbs	91	123	.740
1987-88	Lisa Foss	65	77	.844
1988-89	Tammy Hinchee	120	149	.805
1989-90	Kris Weis	82	94	.872
1990-91	Lisa Foss	159	188	.846
1991-92	E.C. Hill	95	128	.742
1992-93	Debbie Teske	84	99	.848
1993-94	E.C. Hill	161	205	.785
1994-95	Leslie Pottinger	102	122	.836
1995-96	Amanda Reese	75	93	.806
1996-97	Amanda Reese	105	128	.820
1997-98	Amanda Reese	89	112	.795
1998-99	Amanda Reese	99	133	.744
1999-00	Kristan Knake	56	75	.747
2000-01	Kristan Knake	88	109	.807
2001-02	Kristan Knake	83	109	.761
2002-03	Jennifer Youngblood	70	79	.886
2003-04	Jennifer Youngblood	57	67	.851
2004-05	Stephanie Raymond	90	106	.849
2005-06	Stephanie Raymond	103	127	.811
2006-07	Stephanie Raymond	163	181	.901
2007-08	Kylie York	28	31	.903
2008-09	Jessie Wilcox	61	68	.897
2009-10	**Marke Freeman**	**114**	**138**	**.826**

YEARLY LEADERS

Assists

Season	Player	G	Ast.	Avg.
1978-79	Barb Beimal	20	30	1.5
1979-80	Jill Sawin	29	137	4.7
1980-81	Jill Sawin	31	70	2.3
1981-82	Jill Sawin	32	152	4.8
1982-83	Dianna Deiber	27	73	2.7
1983-84	Denise Robinson	28	100	3.6
1984-85	Pam Simmons	28	104	3.7
1985-86	LaTonya Dirroh	25	111	4.4
1986-87	Val Leitzen	26	143	5.5
1987-88	Toby Meeks	28	104	3.7
1988-89	Denise Dove	30	169	5.6
	Gena Stubbs	30	169	5.6
1989-90	Denise Dove	31	164	5.3
1990-91	Toby Meeks	34	143	4.2
1991-92	E.C. Hill	32	113	3.5
1992-93	E.C. Hill	30	136	4.5
1993-94	E.C. Hill	30	143	4.8
1994-95	Kelly Robbins	31	139	4.5
1995-96	Kelly Robbins	27	165	6.1
1996-97	Amanda Reese	27	165	6.1
1997-98	Amanda Reese	26	130	5.0
1998-99	Amanda Reese	26	84	3.2
1999-00	Charbea Haller	28	74	2.7
2000-01	Kristan Knake	29	100	3.5
2001-02	Kristan Knake	30	80	2.7
2002-03	Monique Davis	28	91	3.3
2003-04	Stephanie Raymond	27	78	2.9
2004-05	Stephanie Raymond	28	95	3.4
2005-06	Stephanie Raymond	28	123	4.4
2006-07	Stephanie Raymond	31	201	6.5
2007-08	Jessie Wilcox	24	92	3.8
2008-09	**Marke Freeman**	**30**	**99**	**3.3**
2009-10	**Marke Freeman**	**29**	**116**	**4.0**

Blocked Shots

Season	Player	G	Blk.	Avg.
1980-81	Lisa Starosta	32	43	1.3
1981-82	Sonya Crider	29	39	1.3
1982-83	Sonya Crider	27	37	1.4
1983-84	Sonya Crider	28	41	1.5
1984-85	Sonya Crider	28	35	1.3
1985-86	Carol Owens	27	53	2.0
1986-87	Tammy Hinchee	27	29	1.1
1987-88	Carol Owens	28	47	1.7
1988-89	Tammy Hinchee	30	84	2.8
1989-90	Carol Owens	31	61	2.0
1990-91	Cindy Conner	34	47	1.4
1991-92	Cindy Conner	32	51	1.6
1992-93	Cindy Conner	30	45	1.5
1993-94	Caryn Alexander	30	52	1.7
1994-95	Kelly Sue Miller	31	17	0.6
1995-96	Noopie Thigpen	28	45	1.6
1996-97	Noopie Thigpen	27	48	1.8
1997-98	Mystique Adams	26	26	1.0
1998-99	Michelle Johnson	24	38	1.6
1999-00	Michelle Johnson	28	33	1.2
2000-01	Michelle Johnson	32	44	1.4
2001-02	Jessica Shattuck	25	52	2.1
2002-03	Joi Scott	27	25	0.9
2003-04	Joi Scott	28	17	0.6
2004-05	Jamie Wilson	28	27	1.0
2005-06	Kristin Wiener	29	30	1.0
2006-07	Kristin Wiener	31	32	1.0
2007-08	Ebony Ellis	28	25	0.9
2008-09	Becky Smith	30	26	0.9
2009-10	**Ebony Ellis**	**19**	**20**	**1.1**

Steals

Season	Player	G	Stl.	Avg.
1980-81	Doreen Zierer	32	69	2.2
1981-82	Doreen Zierer	30	91	3.0
1982-83	Hope Semper	27	77	2.9
1983-84	Denise Robinson	28	76	2.7
1984-85	Lisa Starosta	28	86	3.1
1985-86	Denise Robinson	27	80	3.0
1986-87	Lisa Foss	27	49	1.8
1987-88	Lisa Foss	28	67	2.4
1988-89	Carol Owens	30	86	2.9
1989-90	Carol Owens	31	74	2.4
1990-91	Lisa Foss	35	71	2.0
1991-92	E.C. Hill	32	76	2.4
1992-93	E.C. Hill	30	100	3.3
1993-94	Leslie Pottinger	30	99	3.3
1994-95	Leslie Pottinger	31	98	3.2
1995-96	Kelly Robbins	27	56	2.1
1996-97	Amanda Reese	27	70	2.6
1997-98	Amanda Reese	26	55	2.1
1998-99	Charbea Haller	26	52	2.0
1998-99	Charbea Haller	26	52	2.0
1999-00	Charbea Haller	28	68	2.4
2000-01	Kristan Knake	29	59	2.0
2001-02	Kristan Knake	30	67	2.2
2002-03	Kristan Knake	26	45	1.7
2003-04	Stephanie Raymond	27	47	1.7
2004-05	Stephanie Raymond	28	107	3.6
2005-06	Stephanie Raymond	28	58	2.1
2006-07	Stephanie Raymond	31	59	1.9
2007-08	Shari' Welton	28	29	1.0
2008-09	**Marke Freeman**	**30**	**39**	**1.3**
2009-10	**Marke Freeman**	**29**	**78**	**2.7**

Minutes Played

Season	Player	G	Min.	M/Gm.
1987-88	Lisa Foss	28	915	32.7
1988-89	Denise Dove	30	1116	37.2
1989-90	Lisa Foss	31	972	31.4
1990-91	Lisa Foss	35	1114	31.8
1991-92	Cindy Conner	32	993	31.0
1992-93	Cindy Conner	30	851	28.4
1993-94	E.C. Hill	30	947	31.6
1994-95	Leslie Pottinger	31	1099	35.5
1995-96	Kelly Robbins	27	928	34.4
1996-97	Amanda Reese	27	993	36.8
1997-98	Amanda Reese	26	922	35.5
1998-99	Amanda Reese	26	881	33.9
1999-00	Charbea Haller	28	982	35.1
2000-01	Kristan Knake	29	952	32.8
2001-02	Jennifer Youngblood	30	1035	34.5
2002-03	Jennifer Youngblood	28	989	35.3
2003-04	Jennifer Youngblood	28	975	34.8
2004-05	Stephanie Raymond	28	1080	38.6
2005-06	Stephanie Raymond	28	976	34.9
2006-07	Stephanie Raymond	31	1095	35.3
2007-08	Kylie York	28	875	31.3
2008-09	Jessie Wilcox	30	836	27.9
2009-10	Kylie York	29	1000	34.5

Val Leitzen

Kristan Knake

The 1989-90 Huskies began a postseason tradition, winning the North Star Conference postseason tournament title and qualifying for the NCAA Championships for the first time in school history. Northern Illinois made five trips to the national summit over a six-year span (1990, 1992, 1993, 1994, 1995) with a trip to the Women's National Invitation Tournament in 1991.

From left to right: Toby Meeks, Denise Dove, Kris Weis, Tammy Hinchee, Lisa Foss, Tiana Burkholder, Carol Owens.

POSTSEASON RECORDS

Cindy Conner



Kristan Knake



Dianna Wingis

Individual

Category	Conference Tournament	National Tournament
Points	31 by Tammy Hinchee vs. Akron (3-10-89), NSC 31 by Carol Owens vs. Valparaiso (3-9-90), NSC	28 by Tammy Hinchee vs. Purdue (3-18-90), NCAA 25 by Carol Owens vs. Purdue (3-18-90), NCAA
Field Goals Made	13 by Angela Lockett vs. Notre Dame (3-10-95), NSC	12 by Tammy Hinchee vs. Purdue (3-18-90), NCAA
Field Goals Attempted	24 by E.C. Hill vs. UW-Green Bay (3-12-94), MCC	21 by E.C. Hill vs. SW Missouri St (3-16-94), NCAA
Field Goal Percentage	.917 (11-12) by Carol Owens vs. Valparaiso (3-9-90), NSC	.700 (7-10) by E.C. Hill vs. Louisiana Tech (3-18-92), NCAA
3-Point FGs Made	6 by Kristan Knake vs. Akron (3-6-01), MAC	4 by Lisa Foss vs. Houston (3-21-91), NIT
3-Point FGs Attempted	10 by Denise Dove vs. Cleveland State (3-9-89), NSC	7 by Lisa Foss vs. Houston (3-21-91), NIT
3-Point FG Percentage	1.000 (3-3) by Denise Dove vs. DePaul (3-10-90), NSC	.750 (3-4) by Kelly Robbins vs. Vanderbilt (3-17-95), NCAA
Free Throws Made	12 by Amanda Reese vs. Butler (3-6-97), MCC	11 by Carol Owens vs. Purdue (3-18-90), NCAA
Free Throws Attempted	14 by Carol Owens vs. Valparaiso (3-9-90), NSC	15 by Carol Owens vs. Purdue (3-18-90), NCAA
Free Throw Percentage	1.000 (12-12) by Amanda Reese vs. Butler (3-6-97), MCC	.733 (11-15) by Carol Owens vs. Purdue (3-18-90), NCAA
Rebounds	16 by Angela Lockett vs. Valparaiso (3-6-92), NSC	18 by Cindy Conner vs. Houston (3-21-91), NIT
Assists	12 by Gena Stubbs vs. Cleveland State (3-9-89), NSC	7 by Denise Dove vs. Purdue (3-18-90), NCAA
Blocked Shots	5 by Carol Owens vs. Valparaiso (3-9-90), NSC	3 by Cindy Conner vs. Texas Tech (3-14-90), NCAA 3 by Tracy Mondek vs. Texas Tech (3-14-90), NCAA 3 by Dianna Wingis vs. Notre Dame (3-23-91), NIT 3 by Cindy Conner vs. Purdue (3-22-92), NCAA
Steals	9 by Cindy Conner vs. Eastern Illinois (3-11-93), M-C	5 by Lisa Foss vs. Notre Dame (3-23-91), NIT 5 by E.C. Hill vs. SW Missouri St. (3-16-94), NCAA

Team

Points	102 vs. Valparaiso (3-9-90), NSC 102 vs. Eastern Illinois (3-11-93), M-C	84 vs. Texas Tech (3-14-90), NCAA 84 vs. Notre Dame (3-23-91), NIT
Field Goals Made	40 vs. Eastern Illinois (3-11-93), M-C	34 vs. Texas Tech (3-14-90), NCAA
Field Goals Attempted	88 vs. Eastern Illinois (3-11-93), M-C	78 vs. Alabama-Birmingham (3-22-91), NIT
Field Goal Percentage	.541 (33-61) vs. DePaul (3-10-90), NSC	.523 (34-65) vs. Texas Tech (3-14-90), NCAA
3-Point FGs Made	11 vs. Akron (3-6-01), MAC	5 vs. Houston (3-21-91), NIT
3-Point FGs Attempted	23 vs. Kent State (3-6-07), MAC	21 vs. Houston (3-21-91), NIT
3-Point FG Percentage	.857 (6-7) vs. Cleveland State (3-7-91), NSC	.667 (4-6) vs. Notre Dame (3-23-91), NIT
Free Throws Made	32 vs. UW-Green Bay (3-7-92), NSC	22 vs. Purdue (3-18-90), NCAA
Free Throws Attempted	39 vs. UW-Green Bay (3-7-92), NSC	28 vs. Purdue (3-18-90), NCAA
Free Throw Percentage	.844 (27-32) vs. Butler (3-6-97), MCC	.833 (10-12) vs. Purdue (3-22-92), NCAA
Rebounds	59 vs. Eastern Illinois (3-11-93), M-C	57 vs. Georgetown (3-17-93), NCAA
Assists	22 vs. Cleveland State (3-9-89), NSC	22 vs. Purdue (3-18-90), NCAA
Blocked Shots	11 vs. Butler (3-8-96), MCC	7 vs. Texas Tech (3-14-90), NCAA
Steals	26 vs. Eastern Illinois (3-11-93), M-C	12 vs. Texas Tech (3-14-90), NCAA 12 vs. Notre Dame (3-23-91), NIT
Most Points Allowed	91 vs. DePaul (3-8-91), NSC	98 vs. Purdue (3-22-92), NCAA
Fewest Points Scored	38 vs. Toledo (3-9-01), MAC	44 vs. Vanderbilt (3-17-95), NCAA
Fewest Points Allowed	35 vs. Central Michigan (3-3-01), MAC	63 vs. Texas Tech (3-14-90), NIT

Tournament Key:

NSC - North Star Conference (1987-88 through 1991-92)
M-C - Mid-Continent Conference (1992-93 through 1993-94)
MCC - Midwestern Collegiate Conference (1994-95 through 1996-97)
MAC - Mid-American Conference (1997-98 to present)

NCAA - NCAA Division I Championships (1990, 1992, 1993, 1994, 1995)
NIT - National Invitational Tournament (1991)

OPPONENT AND ARENA RECORDS

CONVOCATION CENTER RECORDS

Team

Points
93 by NIU vs. Buffalo (1-23-10)
Fewest Points
37 by NIU vs. Eastern Michigan (2-15-06)
Victory Margin
32 (80-48) by NIU vs. Illinois State (12-7-02)
Field Goals Made
32 by NIU vs. Ball State (3-2-04)
Field Goals Attempted
72 by Miami (OH) vs. NIU (3-4-06)
Field Goal Percentage
.564 (22-39) by NIU vs. Ohio (1-17-04)
3-Point Field Goals Made
15 by NIU vs. WMU (2-26-06)
3-Point Field Goals Attempted
31 by WMU vs. NIU (2-26-06)
3-Point Field Goal Percentage
.625 (5-8) by NIU vs. North Dakota State (11-18-05)
Free Throws Made
25 by NIU vs. SIU (11-22-09)
Free Throws Attempted
41 by WMU vs. NIU (2-26-06)
Free Throw Percentage
.941 (16-17) by NIU vs. Buffalo (1-26-04)
Rebounds
49 by Marshall vs. NIU (3-8-03)
Offensive Rebounds
23 by NIU vs. ISU (12-7-02)
Rebound Margin
+25 (47-22) by NIU vs. ISU (12-7-02)
Assists
20 by NIU vs. WMU (2-3-04) Buffalo vs. NIU (1-31-06)
Turnovers
32 by NIU vs. Milwaukee (11-20-06)
Blocked Shots
7, six times, last by NIU vs. WMU (2-26-06)
Steals
19 by Milwaukee vs. NIU (11-20-06)

Miscellaneous

Points in a Half
50 (1st H.) by Illinois State vs. NIU (12-15-08)
Fewest Points in a Half
14 (1st H.) by Akron vs. NIU (2-15-03)
Most Combined Points
181 – NIU 93, Buffalo 88 (1-23-10)
Fewest Combined Points
87 – NIU 45, Akron 42 (2-15-03)
Most Points by Teammates
54 – Marke Freeman (33) and Mauvolyene Adams (21) vs. Ball State (1-09-10)
Most Points by Opposing Players
58 – Marke Freeman, NIU (25) and Jamilah Humes, KSU (33) (1-30-10)

Individual

Points
36 by Marke Freeman (NIU) vs. Buffalo (1-23-10)
Field Goals Made
36 by Marke Freeman (NIU) vs. Buffalo (1-23-10)
Field Goals Attempted
36 by Marke Freeman (NIU) vs. Northern Iowa (12-2-10)
FG Percentage (min. 5 made)
.900 (9-10) by Joi Scott (NIU) vs. Loyola-Chicago (11-21-03)
3-Point Field Goals Made
7 by Stephanie Raymond (NIU) vs. Toledo (1-14-06) and
Kylie York (NIU) vs. Central Michigan (2-28-09)
3-Point Field Goals Attempted
12 by Kylie York (NIU) vs. UIC (12-20-08)
3-Pt. FG Percentage (min. 3 made)
.800 (4-5) by Stephanie Raymond (NIU) vs. North Dakota State (11/18/05)
Free Throws Made
13 by Marke Freeman (NIU) vs. Southern Illinois (11-22-09)
Free Throws Attempted
15 by Ebony Ellis (NIU) vs. Bradley (11-13-09)
FT Percentage
1.000 (12-12) by Sara Bailey (Bradley) vs. NIU (12-20-02) and Jenni Dant (DePaul) vs. NIU (1-3-04)
Rebounds
17 by Ebony Ellis (NIU) vs. EMU (2-27-10) and vs. Bradley (11-13-09)
Offensive Rebounds
9 by Jennifer Youngblood (NIU) vs. Kansas State (12-28-02) and Ebony Ellis (NIU) three times
Assists
10 by Marke Freeman (NIU) vs. Toledo (2-20-10)
Blocked Shots
4 by Lello Gebisa (Wisconsin) vs. NIU (11-22-02), Joi Scott (NIU) vs. Toledo (3-1-03) and Kristin Koetsier (WMU) vs. NIU (3-4-03)
Steals
6 by Rachel Sillar (NIU) vs. Kent State (1-24-04)

HUSKIE OPPONENT RECORDS

Individual

Points: 44 by Lorri Baumann (Drake) at Des Moines, IA (11-26-82)
Field Goals Made: 19 by Anucha Browne (Northwestern) at Evanston, IL (12-5-84)
Field Goals Attempted: 37 by Jacquese Gilbert (Illinois-Chicago) at Chicago, IL (2-15-89)
3-Point FGs Made: 6 by two players - Recent: Shonda Long (CMU), (2-14-10)
3-Point FGs Attempted: 14 by four players Recent: Maggie McCloskley (Loyola), (12-17-09)
Free Throws Made: 23 by Shaunda Greene (Washington) at Iowa City, IA (11-30-91)
Free Throws Attempted: 27 by Shaunda Greene (Washington) at Iowa City, IA (11-30-91)
Rebounds: 27 by Pauline Jordan (UNLV) at Las Vegas, NV (12-10-88)
Assists: 16 by MaChelle Joseph (Purdue) at West Lafayette, IN (3-22-92)
Blocked Shots: 10 by Carrie Upshaw (New Orleans) at New Orleans, LA (12-30-88)
Steals: 10 by Kandy Crosby (Northeastern Illinois) at DeKalb, IL (12-2-83)

Team

Most Points (Overtime): 115 by Cleveland State (NIU 117), at Cleveland, OH (2-6-92)
Most Points (Regulation): 115 by DePaul (NIU 83), at DeKalb, IL (1-24-96)
Fewest Points: 5 by George Williams at DeKalb, IL (12-1-68)
Field Goals Made: 50 by DePaul at DeKalb, IL (1-24-96)
Field Goals Attempted: 109 by Central Michigan at Mount Pleasant, MI (2-23-80)
Field Goal Percentage: .667 (50-75) by DePaul at DeKalb, IL (1-24-96)
3-Point Field Goals Made: 15 by Bowling Green at Bowling Green, OH (2-27-00)
3-Point Field Goals Attempted: 32 by Bowling Green at Bowling Green, OH (2-18-04)
3-Point Field Goal Percentage: .700 (7-10) by Auburn at Auburn, AL (2-1-95)
Free Throws Made: 51 by Washington at Iowa City, IA (11-30-91)
Free Throws Attempted: 69 by Washington at Iowa City, IA (11-30-91)
Free Throw Percentage: .957 (22-23) by Western Michigan at DeKalb, IL (2-19-01)
Rebounds: 71 by UNLV at Las Vegas, NV (12-10-86)
Assists: 36 by Vanderbilt at Norfolk, VA (12-12-84)
Blocked Shots: 13 by New Orleans at New Orleans, LA (12-30-88)
Steals: 27 by Ohio at DeKalb, IL (1-2-86)

YEAR-BY-YEAR RESULTS

DR. MARY BELL

	Seasons	W	L	Pct.
1957-77	20	109	90	.547

1957-58
Record: 1-1
Coach: Dr. Mary Bell

		NIU	Opp	
	George Williams	**43**	**8**	
	Illinois State	39	41	

1958-59
Record: 3-1
Coach: Dr. Mary Bell

		NIU	Opp	
	Illinois State	23	44	
	Southern Illinois	**56**	**36**	
	Eastern Illinois	**31**	**25**	
	Chicago	**37**	**29**	

1959-60
Record: 2-3
Coach: Dr. Mary Bell

		NIU	Opp	
	Eastern Illinois	36	42	
	Illinois	**40**	**27**	
	Concordia (IL)	35	38	
	Concordia (IL)	30	32	(@)
	Northwestern	**29**	**27**	**(@)**

(@) - Chicago, IL

1960-61
Record: 5-1
Coach: Dr. Mary Bell

		NIU	Opp	
D 10	**Wheaton**	**47**	**26**	
J 7	**Illinois State**	**42**	**37**	**(h)**
J 14	Concordia (IL)	40	42	(a)
F 10	**Concordia (IL)**	**45**	**26**	**(h)**
F 11	**Iowa**	**48**	**40**	**(a)**
F 18	**Northwestern**	**77**	**41**	**(@)**

(@) - River Forest, IL

1961-62
Record: 4-2
Coach: Dr. Mary Bell

		NIU	Opp	
D 9	**Wheaton**	**30**	**15**	**(a)**
J 6	Illinois State	17	53	(h)
J 13	Eastern Illinois	36	47	(a)
J 17	**Concordia (IL)**	**38**	**35**	**(h)**
J 18	**Northwestern**	**44**	**16**	**(h)**
F 10	**Concordia (IL)**	**49**	**39**	**(a)**

1962-63
Record: 3-3
Coach: Dr. Mary Bell

		NIU	Opp	
D 1	Concordia (IL)	23	25	(h)
D 8	Wisconsin	24	34	(a)
J 5	Illinois State	37	49	(h)
J 10	**Wheaton**	**45**	**20**	**(a)**
J 12	**Principia**	**55**	**17**	**(@)**
F 9	**Valparaiso**	**44**	**14**	**(%)**

(@) - Macomb, IL
(%) - River Forest, IL

1963-64
Record: 6-3
Coach: Dr. Mary Bell

		NIU	Opp	
N 23	**Concordia (IL)**	**45**	**20**	**(a)**
D 7	Wheaton	25	39	(h)
D 14	Illinois State	23	49	(a)
J 11	Eastern Illinois	36	31	(a)
J 17	Concordia (IL)	29	26	(h)
F 8	Eastern Illinois	29	24	(a)
F 15	Illinois State	32	59	(h)
F 22	**Lake Forest**	**39**	**23**	**(a)**
F 29	**Valparaiso**	**42**	**30**	**(a)**

1964-65
Record: 4-5
Coach: Dr. Mary Bell

		NIU	Opp	
D 5	Concordia (IL)	28	29	(h)
D 9	Wheaton	15	29	(a)
D 12	Northern Iowa	26	48	(a)
D 19	Illinois State	25	47	(h)
J 9	**Eastern Illinois**	**51**	**13**	**(h)**
J 30	**Eastern Illinois**	**68**	**28**	**(a)**
F 6	**Wisconsin**	**37**	**27**	**(a)**
F 13	Southern Illinois	19	32	(@)
F 20	**Illinois**	**42**	**29**	**(h)**

(@) - Normal, IL

1965-66
Record: 7-2
Coach: Dr. Mary Bell

		NIU	Opp	
D 4	**Concordia (IL)**	**23**	**15**	**(h)**
D 11	Illinois State	29	42	(a)
D 13	**Wheaton**	**36**	**30**	**(a)**
D 18	**Illinois**	**35**	**27**	**(h)**
J 8	**UW-Oshkosh**	**56**	**21**	**(h)**
J 29	**Southern Illinois**	**31**	**23**	**(a)**
F 5	**Northwestern**	**86**	**7**	**(h)**
F 12	**Wheaton**	**39**	**36**	**(@)**
F 19	Northern Iowa (O)	27	29	(h)

(@) - River Forest, IL
(O) - Overtime

1966-67
Record: 4-4
Coach: Dr. Mary Bell

		NIU	Opp	
D 3	**Concordia (IL)**	**44**	**36**	**(a)**
D 10	Indiana State	36	62	(a)
D 12	Wheaton	31	45	(a)
D 17	Illinois	38	45	(a)
J 7	Wheaton	29	38	(h)
F 4	**Illinois State**	**28**	**23**	**(h)**
F 11	**Calvin College**	**55**	**54**	**(a)**
F 18	**UW-Oshkosh**	**37**	**26**	**(h)**

1967-68
Record: 6-6
Coach: Dr. Mary Bell

		NIU	Opp	
D 2	**Illinois**	**37**	**22**	**(h)**
D 7	Wheaton	23	26	(a)
D 9	Iowa Wesleyan	19	33	(@)
D 9	**Illinois**	**28**	**22**	**(@)**
D 16	**Concordia (IL)**	**33**	**14**	**(a)**
J 6	Illinois State	32	37	(h)
J 27	**Western Illinois**	**35**	**23**	**(a)**
J 27	**Western Illinois**	**41**	**18**	**(a)**
F 3	Northwestern	29	31	(h)
F 10	Iowa	22	53	(a)
F 17	**Southern Illinois**	**38**	**29**	**(h)**
F 24	UW-Whitewater	31	41	(a)

(@) - Normal, IL

1968-69
Record: 8-3
Coach: Dr. Mary Bell

		NIU	Opp	
	George Williams	**71**	**5**	**(h)**
D 7	**Illinois**	**34**	**15**	**(a)**
D 13	**Wheaton**	**34**	**33**	**(a)**
D 14	**Concordia (IL)**	**74**	**32**	**(h)**
F 8	Iowa	37	54	(h)
F 15	**Western Michigan**	**42**	**18**	**(h)**
F 20	**Northwestern**	**41**	**35**	**(a)**
F 22	**UW-Whitewater**	**41**	**31**	**(h)**
M 1	Southern Illinois	19	64	(a)
M 8	Purdue	38	47	(a)
M 8	**Indiana State**	**68**	**51**	**(@)**

(@) - West Lafayette, IN

1969-70
Record: 11-2
Coach: Dr. Mary Bell

		NIU	Opp	
D 6	**Illinois**	**55**	**23**	**(h)**
	Concordia (IL)	**51**	**15**	**(h)**
J 7	**Wheaton**	**56**	**33**	**(h)**
F 7	**Illinois**	**53**	**31**	**(@)**
F 7	Illinois State	50	62	(@)
F 8	**Western Illinois**	**47**	**43**	**(@)**
F 8	**Eastern Illinois**	**61**	**41**	**(@)**
F 11	**Northwestern**	**49**	**32**	**(h)**
F 14	**Illinois-Chicago**	**83**	**25**	**(%)**
F 21	**Western Michigan**	**40**	**33**	**(a)**
F 28	**Western Illinois**	**52**	**30**	**(h)**
M 7	Iowa	39	51	(a)
M 14	**UW-Whitewater**	**51**	**34**	**(a)**

(@) - State of Illinois Invitational, Normal, IL
(%) - River Forest, IL

1970-71
Record: 9-4
Coach: Dr. Mary Bell

		NIU	Opp	
	Northeastern Ill.	**75**	**25**	**(h)**
	Illinois	41	42	(h)
J 9	**Iowa**	**43**	**34**	**(h)**
F 6	**Wheaton**	**37**	**20**	**(a)**
F 10	**Concordia (IL)**	**49**	**26**	**(a)**
	Northern Iowa	42	51	
F 16	Illinois State	46	52	(a)
	Western Michigan	**56**	**30**	
M 6	**UW-Whitewater**	**58**	**12**	**(h)**
	Indiana	46	58	(h)
	Eastern Illinois	**57**	**32**	**(a)**
	UW-La Crosse	**64**	**52**	**(a)**
M 14	**Ball State**	**57**	**45**	**(h)**

Begin AIAW Membership

1971-72
Record: 15-3
--- AIAW Elite Eight ---
Coach: Dr. Mary Bell

		NIU	Opp	
D 4	**Purdue**	**58**	**35**	**(h)**
D 11	**Iowa**	**62**	**45**	**(a)**
	Concordia (IL)	**57**	**30**	**(a)**
	Illinois State	**60**	**39**	**(a)**
F 5	**Western Illinois**	**60**	**51**	**(a)**
F 12	**Illinois**	**72**	**56**	**(h)**
F 19	**UW-La Crosse**	**61**	**48**	**(h)**
F 23	**Wheaton**	**92**	**24**	**(h)**
F 26	Western Michigan	57	68	(a)
	Eastern Illinois	**62**	**24**	**(a)**
M 4	**Western Illinois**	**62**	**38**	**(a)**
M 5	Illinois State (2ot)	63	65	(h)
M 10	**Michigan State**	**64**	**34**	**(#)**
M 11	**Western Illinois**	**54**	**38**	**(#)**
M 11	**Indiana**	**42**	**35**	**(#)**
M 12	**Calvin College (s)**	**2**	**0**	**(#)**
M 17	**Washington State**	**50**	**43**	**(I)**
M 18	**West Chester State**	**54**	**66**	**(I)**

(s) - Forfeit (not included in point total)
(#) - Midwest AIAW Tournament, Mt. Pleasant, MI
(I) - AIAW Championships, Normal, IL

1972-73
Record: 6-9
Coach: Dr. Mary Bell

		NIU	Opp	
D 2	Purdue	17	54	(a)
D 9	Iowa	29	47	(h)
D 16	Illinois	44	45	(a)
J 6	Western Illinois	17	50	(h)
J 10	**Concordia (IL)**	**47**	**36**	**(a)**
J 13	**Wisconsin**	**32**	**25**	**(a)**
F 10	Indiana	16	48	(a)
F 14	Illinois State	23	54	(a)
F 17	Western Michigan	31	65	(h)
F 24	**Wheaton**	**43**	**29**	**(h)**
M 2	**Quincy**	**47**	**36**	**(#)**
M 2	Eastern Illinois	34	43	(#)
M 3	**George Williams**	**54**	**33**	**(#)**
M 3	**Principia**	**37**	**29**	**(#)**
M 4	Illinois	39	40	(#)

(#) - Illinois AIAW, River Forest, IL

1973-74
Record: 6-7
Coach: Dr. Mary Bell

		NIU	Opp	
D 1	Iowa	33	53	(a)
D 8	**Illinois Central**	**40**	**23**	**(h)**
J 16	**Concordia (IL)**	**48**	**32**	**(h)**
J 19	Western Illinois	37	45	(a)
J 26	Illinois State	24	43	(h)
J 31	**Wisconsin**	**37**	**29**	**(a)**
	Eastern Illinois	**36**	**31**	
F 9	Southern Illinois	27	31	(a)
F 16	UW-La Crosse	27	70	(a)
F 23	**Illinois**	**44**	**32**	**(h)**
M 1	**Northeastern Ill.**	**53**	**36**	**(#)**
M 1	Illinois State	41	52	(#)
M 2	Olivet Nazarene (t)	0	2	(#)

(t) - Forfeit (not included in point total)
(#) - Illinois AIAW, Charleston, IL

1974-75
Record: 1-11
Coach: Dr. Mary Bell

		NIU	Opp	
D 7	George Williams	47	54	(a)
D 14	Iowa	37	58	(h)
J 15	Concordia (IL)	44	55	(a)
J 18	Western Illinois	39	78	(h)
J 23	Wisconsin	27	42	(h)
F 1	Western Michigan	31	86	(a)
F 8	Eastern Illinois	36	47	(a)
F 16	Southern Illinois	40	69	(h)
F 18	Illinois State	18	61	(a)
F 22	Illinois	35	53	(a)
F 28	**George Williams**	**42**	**41**	**(#)**
F 28	Illinois	44	46	(#)

(#) - Illinois AIAW, Champaign, IL

Wins indicated with **Bold.**

YEAR-BY-YEAR RESULTS

1975-76
Record: 5-10
Coach: Dr. Mary Bell

		NIU	Opp	
D 6	**George WIlliams**	**34**	**33**	**(a)**
D 13	**Valparaiso**	**70**	**45**	**(h)**
J 14	Chicago State	33	57	(h)
J 17	UW-Oshkosh	37	86	(h)
J 24	Western Illinois	55	69	(a)
J 29	Concordia (IL)	49	64	(h)
J 31	**Iowa**	**54**	**53**	**(a)**
F 7	Southern Illinois	20	66	(a)
F 14	**Notre Dame**	**52**	**26**	**(h)**
F 21	Wisconsin	36	46	(a)
F 24	Illinois	45	57	(h)
F 28	Eastern Illinois	40	41	(h)
M 4	Chicago State	46	58	(#)
M 5	**Northwestern**	**50**	**41**	**(#)**
M 6	SIU-Edwardsville	41	50	(#)

(#) - Illinois AIAW, Macomb, IL

1976-77
Record: 3-10
Coach: Dr. Mary Bell

		NIU	Opp	
D 4	**Valparaiso**	**59**	**18**	**(h)**
D 7	**George Williams (ot)**	**63**	**59**	**(a)**
D 11	Illinois Central	49	59	(a)
J 15	Wisconsin	52	56	(h)
J 19	**Concordia (IL)**	**75**	**61**	**(a)**
J 22	Western Illinois	51	80	(h)
F 5	Notre Dame	43	55	(a)
F 8	Illinois-Chicago	58	69	(a)
F 12	Southern Illinois	47	75	(h)
F 19	Illinois	26	65	(a)
F 26	Eastern Illinois	53	65	(a)
M 3	Illinois-Chicago	44	53	(#)
M 4	Eastern Illinois	58	73	(#)

(#) - Illinois AIAW, DeKalb

ALICE TEXTOR

	Seasons	W	L	Pct.
1977-81	4	47	46	.505

1977-78
Record: 4-9
Coach: Alice Textor

		NIU	Opp	
D 3	**Chicago State**	**87**	**45**	**(h)**
D 3	**George Williams**	**72**	**56**	**(h)**
J 17	Wisconsin	42	100	(a)
J 20	Illinois Central	54	63	(h)
J 21	Western Illinois	39	82	(a)
F 1	**Concordia (IL)**	**66**	**60**	**(h)**
F 4	Iowa	44	96	(h)
F 9	Illinois-Chicago	56	85	(h)
F 11	**Notre Dame**	**65**	**58**	**(a)**
F 18	SIU-Edwardsville	66	74	(h)
F 21	UW-Whitewater	52	70	(a)
F 25	Eastern Illinois	45	75	(h)
M 2	Western Illinois	53	83	(#)

(#) - Illinois AIAW, Normal, IL

1978-79
Record: 11-8
Coach: Alice Textor

		NIU	Opp	
D 1	Western Illinois	59	83	(h)
D 5	Northwestern	57	85	(h)
D 6	**Lewis (ot)**	**76**	**70**	**(h)**
D 21	Wayne State (MI)	55	73	(h)
J 12	**Chicago State**	**67**	**57**	**(h)**
J 12	Notre Dame	60	62	(l)
J 13	**Upper Iowa**	**84**	**52**	**(l)**
J 26	**Bradley**	**63**	**39**	**(a)**
J 27	**Illinois Central**	**60**	**59**	**(a)**
J 31	Illinois-Chicago	46	73	(a)
F 2	**Missouri-St. Louis**	**74**	**64**	**(a)**
F 2	**NE Missouri St.**	**93**	**84**	**(@)**
F 9	**Chicago State**	**91**	**59**	**(a)**
F 12	DePaul	63	82	(h)
F 17	**SIU-Edwardsville**	**65**	**56**	**(a)**
F 20	Concordia (IL) (ot)	76	80	(a)
F 23	**UW-Whitewater**	**69**	**65**	**(h)**
M 1	**Illinois State**	**70**	**66**	**(u)**
M 2	DePaul	61	95	(u)

(l) - NIU Hoop Classic (2nd)
(@) - St. Louis, MO
(u) - Illinois AIAW, Carbondale, IL

1979-80
Record: 17-12
Coach: Alice Textor

		NIU	Opp	
N 30	**Defiance**	**79**	**50**	**(a)**
D 1	Bowling Green	78	79	(a)
D 5	Illinois-Chicago	54	62	(h)
D6	**UW-Whitewater**	**78**	**72**	**(a)**
D 8	Western Illinois	81	89	(a)
D 11	**Missouri-St. Louis**	**86**	**61**	**(h)**
D 14	Western Michigan	63	69	(h)
D 15	**Marycrest**	**68**	**58**	**(a)**
D 17	**Northern Iowa**	**84**	**62**	**(a)**
J 11	**NE Missouri St.**	**90**	**78**	**(l)**
J 11	**Upper Iowa**	**70**	**50**	**(l)**
J 12	**SIU-Edwardsville**	**95**	**56**	**(l)**
J 12	NE Missouri St.	65	73	(l)
J 14	**Chicago**	**83**	**48**	**(h)**
J 16	**Loyola**	**75**	**68**	**(h)**
J 19	**Carthage**	**93**	**86**	**(h)**
J 22	**Lewis**	**84**	**77**	**(a)**
J 23	**Concordia (IL)**	**98**	**40**	**(h)**
J 26	**Carroll**	**78**	**39**	**(h)**
J 29	Augustana	72	74	(a)
F 2	Illinois Central	63	70	(a)
F 5	**Marquette**	**69**	**65**	**(a)**
F 6	**Chicago State**	**89**	**39**	**(h)**
F 12	DePaul	82	90	(a)
F 16	Eastern Illinois	60	87	(a)
F 18	**George Williams**	**93**	**69**	**(a)**
F 22	Wayne State (MI)	72	85	(a)
F 23	Central Michigan	82	92	(a)
F 28	Northwestern	74	93	(#)

(l) - NIU Hoop Classic (2nd)
(#) - Illinois AIAW, Champaign

1980-81
Record: 15-17
Coach: Alice Textor
Captain: Maura Moulton

		NIU	Opp	
N 28	**Bowling Green**	**91**	**62**	**(h)**
N 29	**Marquette**	**87**	**75**	**(h)**
D 3	Wisconsin	72	87	(h)
D 6	**North Central**	**93**	**79**	**(h)**
D 13	**Milwaukee**	**72**	**58**	**(h)**
D 15	Loyola	74	93	(a)
D 16	**Augustana**	**66**	**46**	**(h)**
D 18	Memphis State	74	107	(u)
D 19	Mississippi State	78	85	(u)
D 20	**McNeese State (s)**	**2**	**0**	**(u)**
J 2	Central Michigan	84	92	(+)
J 3	Bowling Green (ot)	87	92	(+)
J 7	Northwestern	59	96	(a)
J 8	**Northern Iowa**	**86**	**76**	**(l)**
J 9	**Loyola**	**62**	**61**	**(l)**
J 10	**SIU-Edwardsville**	**67**	**47**	**(l)**
J 16	William Penn	59	68	(*)
J 17	Northern Iowa	64	74	(*)
J 24	**Marycrest**	**86**	**59**	**(h)**
J 26	**Lewis**	**86**	**58**	**(h)**
J 28	Western Michigan	63	74	(a)
J 31	Western Illinois	66	72	(h)
F 1	**UW-Whitewater**	**70**	**51**	**(h)**
F 7	Illinois Central	64	80	(a)
F 14	Southern Illinois	62	70	(a)
F 16	Illinois State	56	74	(a)
F 18	DePaul	58	68	(h)
F 21	Illinois	74	105	(a)
F 24	**Illinois-Chicago**	**84**	**78**	**(a)**
F 25	**Eastern Illinois**	**70**	**63**	**(h)**
F 28	**Central Michigan**	**79**	**69**	**(h)**
M 6	Northwestern	58	70	(#)

(s) - Forfeit victory (88-99 final counted in point total)
(u) - Memphis State Invitational (7th)
(+) - MAC Invitational, Bowling Green, OH
(l) - NIU Hoop Classic (1st)
(*) - St. Ambrose Invite, Davenport, IA
(#) - Illinois AIAW, Chicago

RITA HORKY

	Seasons	W	L	Pct.
1981-83	2	31	28	.525

1981-82
Record: 18-14
--- Illinois AIAW State Champion ---
Coach: Rita Horky
Captain: Jill Sawin

		NIU	Opp	
N 24	Eastern Michigan	69	76	(h)
N 28	**Marquette**	**75**	**61**	**(a)**
D 2	Wisconsin	71	74	(a)
D 4	**Western Illinois**	**73**	**70**	**(a)**
D 12	Notre Dame	52	67	(a)
D 13	**Toledo**	**70**	**60**	**(h)**
D 17	Memphis State	52	83	(%)
D 18	Mississippi State	65	83	(%)
D 19	Georgia	65	76	(%)
D 30	**Lewis**	**80**	**74**	**(a)**
J 2	Kent State	55	60	(h)
J 5	**Iowa**	**69**	**57**	**(a)**
J 8	**Illinois Central**	**89**	**74**	**(h)**
J 9	**Miami (OH)**	**57**	**52**	**(h)**
J 14	**SE Missouri St.**	**91**	**44**	**(l)**
J 15	**Northern Iowa**	**58**	**51**	**(l)**
J 26	Illinois	61	75	(h)
J 29	**Western Michigan**	**69**	**60**	**(h)**
J 30	**Loyola**	**61**	**58**	**(h)**
F 3	Illinois State	60	71	(h)
F 6	**Central Michigan**	**69**	**67**	**(a)**
F 10	DePaul	71	81	(a)
F 12	Ohio	57	72	(a)
F 13	**Bowling Green**	**85**	**69**	**(a)**
F 18	**Ohio**	**78**	**59**	**(u)**
F 19	**Eastern Michigan**	**70**	**69**	**(u)**
F 20	Miami (OH)	56	58	(u)
F 24	**Illinois-Chicago**	**70**	**51**	**(h)**
F 27	Southern Illinois	76	88	(h)
M 6	**Western Illinois**	**70**	**40**	**(#)**
M 7	**Nat'l. Coll. of Educ.**	**72**	**69**	**(#)**
M 11	Indiana State	64	65	(*)

(%) - Memphis State Lady Tiger Classic, Memphis, TN (4th)
(l) - NIU Hoop Classic (1st)
(u) -Mid-American Conference Invitational, Muncie, IN (2nd)
(#) - Illinois AIAW, Macomb, IL (1st)
(*) - Midwest AIAW Region 5 Championship, Terre Haute, IN

Begin NCAA Membership

1982-83
Record: 13-14 **MAC:** 7-11
Coach: Rita Horky
Captains: Pat Reck, Hope Semper

		NIU	Opp	
N 26	Drake (ot)	88	99	(l)
N 27	**Illinois**	**75**	**72**	**(l)**
D 1	Minnesota	70	91	(a)
D 3	**Bradley**	**98**	**75**	**(h)**
D 4	**Western Illinois**	**106**	**52**	**(h)**
D 8	**Marquette**	**103**	**53**	**(h)**
D 11	**Michigan State**	**73**	**57**	**(a)**
D 19	Loyola	73	74	(a)
D 30	**Iowa**	**74**	**71**	**(h)**
J 5	**Western Michigan +**	**73**	**66**	**(a)**
J 8	**Ohio +**	**79**	**61**	**(h)**
J 12	Central Michigan +	50	53	(a)
J 15	Bowling Green +	71	77	(h)
J 19	**Eastern Michigan +**	**68**	**56**	**(a)**
J 22	Toledo +	67	70	(h)
J 26	Ball State +	83	86	(h)
J 29	Kent State +	60	69	(a)
F 2	Miami (OH) +	73	76	(h)
F 5	Ohio +	62	66	(a)
F 9	**Central Michigan +**	**59**	**54**	**(h)**
F 12	Bowling Green +	60	89	(a)
F 16	Eastern Michigan +	67	82	(h)
F 19	Toledo +	61	66	(a)
F 23	**Ball State +**	**87**	**60**	**(a)**
F 26	**Kent State +**	**63**	**55**	**(h)**
M 2	Miami (OH) +	52	69	(a)
M 5	**Western Michigan +**	**65**	**62**	**(h)**

(l) - Drake Harvest Classic, Des Moines, IA (3rd)
(+) - Mid-American Conference game

CHERRI BLOCK

	Seasons	W	L	Pct.
1983-84	1	15	13	.536

1983-84
Record: 15-13 **MAC:** 9-9
Coach: Cherri Block
Captain: Lisa Starosta

		NIU	Opp	
N 28	**Indiana State**	**71**	**49**	**(a)**
D 2	**Northeastern Ill.**	**66**	**58**	**(u)**
D 3	Cheyney State	54	71	(u)
D 9	**Bradley**	**65**	**63**	**(a)**
D 16	Illinois	46	79	(a)

Wins indicated with **Bold.**

YEAR-BY-YEAR RESULTS

D 22	Drake	54	76	(a)
D 29	**Monmouth (NJ)**	**77**	**53**	**(l)**
D 31	**Iowa**	**69**	**65**	**(l)**
J 1	**Stetson**	**91**	**61**	**(l)**
J 4	Central Michigan +	60	89	(h)
J 7	**Bowling Green +**	**60**	**58**	**(a)**
J 11	**Eastern Michigan +**	**66**	**61**	**(h)**
J 14	Toledo + (n)	70	71	(a)
J 18	**Miami (OH) +**	**76**	**50**	**(a)**
J 21	**Kent State +**	**64**	**55**	**(h)**
J 25	**Ball State +**	**102**	**64**	**(a)**
J 28	**Western Michigan +**	**74**	**73**	**(h)**
F 1	Ohio +	79	96	(a)
F 4	**Bowling Green +**	**60**	**58**	**(h)**
F 8	Eastern Michigan +	60	71	(a)
F 11	Toledo +	61	69	(h)
F 15	**Miami (OH) +**	**95**	**67**	**(h)**
F 18	Kent State +	56	57	(a)
F 22	**Ball State +**	**78**	**70**	**(h)**
F 25	Western Michigan +	69	75	(a)
F 29	Ohio +	62	65	(h)
M 3	Central Michigan +	75	88	(a)
M 7	Central Michigan	72	106	(#)

(u)- NIU Fastbreak Fest (2nd)
(l)- Miami Masonic Classic, Coral Gables, FL (1st)
(+)- Mid-American Conference game
(#)- MAC Tournament, Mt. Pleasant, MI

JANE ALBRIGHT

	Seasons	W	L	Pct.
1984-94	10	188	110	.631

1984-85

Record: 15-13 **MAC:** 11-7
Coach: Jane Albright
Captains: Lisa Starosta, Pam Simmons, Sonya Crider

		NIU	Opp	
N 30	**Indiana State**	**86**	**72**	**(h)**
D 5	**Northwestern**	**84**	**83**	**(a)**
D 7	**Northeastern Ill.**	**74**	**53**	**(u)**
D 8	Louisville	66	69	(u)
D 13	Notre Dame	60	71	(h)
D 18	Drake	85	88	(a)
D 21	Vanderbilt	68	94	(l)
D 22	**Providence**	**79**	**77**	**(l)**
D 29	Kansas State	70	85	(a)
J 2	Eastern Michigan +	83	98	(a)
J 5	**Toledo +**	**104**	**59**	**(h)**
J 9	**Western Michigan +**	**84**	**65**	**(h)**
J 12	**Kent State +**	**77**	**72**	**(a)**
J 16	**Ball State +**	**68**	**61**	**(h)**
J 19	Miami (OH) + (3ot)	94	102	(a)
J 23	**Ohio +**	**86**	**81**	**(mc)**
J 26	Central Michigan +	67	79	(a)
J 30	**Bowling Green +**	**81**	**70**	**(h)**
F 2	Toledo +	62	63	(a)
F 6	Western Michigan +	73	75	(a)
F 9	**Kent State +**	**84**	**68**	**(mc)**
F 16	Miami (OH) +	60	65	(h)
F 20	**Ohio +**	**95**	**77**	**(a)**
F 23	**Central Michigan +**	**74**	**70**	**(h)**
F 25	**Ball State +**	**89**	**71**	**(a)**
F 27	Bowling Green +	61	71	(a)
M 2	**Eastern Michigan +**	**84**	**82**	**(h)**
M 8	Central Michigan	59	72	(#)

(u) - NIU Fastbreak Fest (2nd)
(l) - ODU Optimist Classic, Norfolk, VA (3rd)
(+)- Mid-American Conference game
(#)- MAC Tournament, Toledo, OH
(mc)- Rockford MetroCentre home game

1985-86

Record: 8-19 **MAC:** 6-12
Coach: Jane Albright
Captains: Shelly Roberts, Denise Robinson

		NIU	Opp	
N 25	Northwestern	62	84	(h)
N 29	**Mississippi College**	**91**	**88**	**(l)**
N 30	**Central Florida**	**96**	**85**	**(l)**
D 6	Eastern Illinois	65	87	(u)
D 7	Kansas State	65	69	(u)
D 15	Notre Dame	65	88	(a)
D 18	Loyola	49	87	(a)
D 28	South Carolina	66	86	(a)
D 30	Drake	79	89	(h)
J 2	Ohio +	69	83	(h)
J 4	**Kent State +**	**84**	**75**	**(h)**
J 8	Ball State +	53	64	(a)
J 11	Miami (OH) +	64	68	(h)
J 15	**Western Michigan +**	**82**	**73**	**(a)**
J 18	Central Michigan + (ot)	86	87	(h)
J 22	Bowling Green +	64	86	(a)
J 25	Eastern Michigan +	76	83	(h)
J 30	**Toledo +**	**68**	**59**	**(a)**
F 1	Kent State +	57	80	(a)
F 5	**Ball State +**	**64**	**50**	**(h)**
F 8	Miami (OH) +	76	79	(a)
F 12	Western Michigan +	88	96	(h)
F 15	Central Michigan +	79	101	(a)
F 19	**Bowling Green +**	**65**	**61**	**(h)**
F 22	Eastern Michigan +	66	78	(a)
F 26	**Toledo +**	**64**	**50**	**(h)**
M 1	Ohio +	45	77	(a)

(l) - Central Florida Rotary Classic, Orlando, FL (1st)
(u) - NIU Fastbreak Fest (4th)
(+) - Mid-American Conference game

1986-87

Record: 11-16
Coach: Jane Albright
Captains: Val Leitzen, Shelly Roberts, Carol Owens

		NIU	Opp	
N 28	Minnesota	71	87	(l)
N 29	Clemson	71	72	(l)
D 2	**Western Illinois**	**88**	**61**	**(h)**
D 5	**Northern Iowa**	**86**	**72**	**(u)**
D 6	Old Dominion	71	89	(u)
D 13	**Cincinnati**	**75**	**59**	**(u)**
D 17	Houston	95	102	(a)
D 19	Baylor	62	74	(a)
D 21	Texas A&M	69	85	(a)
J 5	Ohio State	66	86	(a)
J 7	Northwestern	57	77	(a)
J 13	**Notre Dame**	**81**	**71**	**(h)**
J 15	**Loyola**	**82**	**69**	**(h)**
J 17	Marquette	75	85	(a)
J 21	**Toledo**	**71**	**56**	**(h)**
J 24	**Illinois-Chicago**	**91**	**75**	**(a)**
J 28	DePaul	63	92	(a)
J 31	Detroit	66	88	(h)
F 2	Southern Illinois	60	87	(a)
F 9	**Miami (FL)**	**77**	**72**	**(h)**
F 11	**Dayton**	**73**	**66**	**(a)**
F 14	Duke	68	85	(a)
F 16	North Carolina State	68	84	(a)
F 19	**Marquette**	**85**	**60**	**(h)**
F 22	UW-Green Bay	91	99	(h)
F 24	Notre Dame	66	82	(a)
F 28	**Illinois-Chicago**	**85**	**60**	**(h)**

(l) - Minnesota Dial Classic, Minneapolis,MN (4th)
(u) - NIU Fastbreak Fest (2nd)

1987-88

Record: 14-14 **NSC:** 6-4 (4th)
Coach: Jane Albright
Captains: Lisa Foss, Carol Owens

		NIU	Opp	
N 28	Butler	75	68	(a)
D 1	Ohio State	73	89	(h)
D 3	South Carolina	71	83	(h)
D 5	**UNC-Charlotte**	**103**	**89**	**(u)**
D 6	Iowa	73	81	(u)
D 12	**Western Illinois**	**76**	**50**	**(a)**
D 20	Tennessee	76	103	(a)
D 22	Cincinnati	56	80	(a)
D 30	Missouri (ot)	76	78	(a)
J 2	San Diego State	92	103	(a)
J 5	**San Diego**	**79**	**69**	**(a)**
J 11	**Illinois-Chicago**	**106**	**56**	**(h)**
J 14	Notre Dame +	66	89	(a)
J 18	**Marquette +**	**88**	**67**	**(h)**
J 20	Toledo	50	65	(a)
J 24	**Michigan**	**81**	**78**	**(h)**
J 27	DePaul +	85	94	(h)
J 30	Dayton +	75	78	(a)
F 2	**Valparaiso +**	**93**	**73**	**(h)**
F 6	Miami (FL)	80	88	(a)
F 9	Northwestern	67	82	(h)
F 13	**Marquette +**	**69**	**67**	**(a)**
F 17	**Detroit**	**102**	**70**	**(a)**
F 25	DePaul +	69	79	(a)
F 27	**Southern Illinois**	**79**	**67**	**(h)**
F 29	**Dayton +**	**99**	**61**	**(h)**
M 3	**Valparaiso +**	**112**	**84**	**(a)**
M 9	**Notre Dame +**	**95**	**74**	**(h)**

(u) - NIU Fastbreak Fest (2nd)
(+) - North Star Conference game

1988-89

Record: 23-7 **NSC:** 12-2 (2nd)
Coach: Jane Albright
Captains: Lisa Foss, Gena Stubbs

		NIU	Opp	
N 26	Old Dominion	69	81	(a)
D 1	**Western Illinois**	**81**	**50**	**(h)**
D 3	**Butler**	**91**	**77**	**(u)**
D 4	**N.C. State**	**78**	**72**	**(u)**
D 6	Northwestern	78	83	(a)
D 9	**Kent State**	**107**	**86**	**(l)**
D 10	UNLV	71	78	(l)
D 17	**Minnesota**	**104**	**75**	**(h)**
D 30	**New Orleans**	**78**	**73**	**(%)**
D 31	**Dartmouth**	**94**	**86**	**(%)**
J 5	**Illinois**	**92**	**87**	**(a)**
J 10	**Creighton**	**106**	**74**	**(h)**
J 13	**Akron +**	**79**	**46**	**(a)**
J 15	**Cleveland State +**	**83**	**49**	**(a)**
J 19	**DePaul + (n)**	**86**	**82**	**(h)**
J 21	**Illinois-Chicago +**	**97**	**85**	**(h)**
J 26	**Valparaiso +**	**103**	**65**	**(h)**
F 2	**UW-Green Bay+**	**75**	**61**	**(a)**
F 4	**Marquette +**	**93**	**62**	**(a)**
F 10	**Akron +**	**88**	**54**	**(h)**
F 12	**Cleveland State +**	**97**	**50**	**(h)**
F 15	**Illinois-Chicago +**	**96**	**66**	**(a)**
F 17	DePaul +	75	81	(a)
F 20	Southern Illinois (n)	63	71	(a)
F 23	**Valparaiso +**	**108**	**64**	**(a)**
F 25	**Marquette +**	**109**	**89**	**(h)**
M 5	UW-Green Bay+	63	85	(h)
M 9	**Cleveland State**	**96**	**64**	**(#)**
M 10	**Akron**	**71**	**64**	**(#)**
M 11	DePaul	61	76	(#)

(u) - NIU / Contel Fastbreak Fest (1st)
(l) - 7-Up Desert Classic, Las Vegas, (2nd)
(%) - Travelodge Holiday Tournament, New Orleans, LA (1st)
(+) - North Star Conference game
(#) - NSC Tournament, Chicago (2nd)

1989-90

Record: 26-5 **NSC:** 12-0 (1st)
--- NCAA Tournament ---
Coach: Jane Albright
Captains: Carol Owens, Kris Weis

		NIU	Opp	
N 28	**Minnesota**	**98**	**75**	**(a)**
D 2	**Ball State**	**97**	**82**	**(l)**
D 3	South Carolina (ot)	84	87	(l)
D 5	**Northwestern**	**99**	**74**	**(h)**
D 16	**Illinois**	**110**	**93**	**(h)**
D 18	**Southern Illinois**	**91**	**68**	**(h)**
D 20	Stephen F. Austin	65	90	(u)
D 21	**Utah (ot)**	**95**	**91**	**(u)**
D 29	**Cal State-Fullerton**	**94**	**80**	**(a)**
J 3	**San Diego State**	**99**	**79**	**(a)**
J 6	**Nebraska**	**93**	**69**	**(a)**
J 8	**Creighton**	**116**	**84**	**(a)**
J 11	**Akron +**	**108**	**78**	**(h)**
J 13	**Cleveland State +**	**96**	**48**	**(h)**
J 18	**DePaul +**	**81**	**75**	**(a)**
J 22	**Valparaiso +**	**110**	**94**	**(a)**
J 25	**Western Illinois**	**92**	**70**	**(a)**
J 29	Vanderbilt	83	87	(a)
J 31	**Illinois-Chicago +**	**83**	**50**	**(a)**
F 3	**UW-Green Bay +**	**84**	**60**	**(h)**
F 5	Tennessee	62	83	(a)
F 9	**Akron +**	**112**	**91**	**(a)**
F 11	**Cleveland State +**	**88**	**66**	**(a)**
F 15	**DePaul +**	**92**	**77**	**(h)**
F 20	**Valparaiso +**	**122**	**86**	**(h)**
F 25	**Illinois-Chicago +**	**116**	**58**	**(h)**
M 4	**UW-Green Bay +**	**96**	**68**	**(a)**
M 9	**Valparaiso**	**102**	**79**	**(#)**
M 10	**DePaul**	**97**	**85**	**(#)**
M 14	**Texas Tech**	**84**	**63**	**($)**
M 18	Purdue	81	86	(!)

(u) - NIU / Contel Fastbreak Fest (2nd)
(l) - Washington Husky Classic (3rd)
(+) - North Star Conference game
(#) - NSC Tournament, DeKalb (1st)
($) - NCAA 1st Round, DeKalb
(!) - NCAA 2nd Round, West Lafayette, IN

1990-91

Record: 25-10 **NSC:** 12-2 (2nd)
--- NWIT Tournament ---
Coach: Jane Albright
Captains: Lisa Foss, Toby Meeks

		NIU	Opp	
N 23	**South Alabama**	**75**	**71**	**(l)**
N 24	**Central Florida**	**99**	**61**	**(l)**
N 28	**Southern Illinois (ot)**	**77**	**71**	**(a)**
D 1	**Western Michigan**	**95**	**74**	**(u)**
D 2	**Washington**	**82**	**75**	**(u)**
D 5	**Nebraska**	**87**	**84**	**(h)**
D 8	Michigan State	69	78	(a)
D 18	Stephen F. Austin	76	96	(a)
D 29	West Virginia	79	85	(%)
D 30	**Boston College**	**100**	**82**	**(%)**
J 3	Vanderbilt	65	79	(h)
J 10	**Cleveland State +**	**72**	**63**	**(a)**
J 12	**Akron +**	**78**	**51**	**(a)**
J 17	**Wright State +**	**91**	**52**	**(h)**
J 21	**Valparaiso +**	**95**	**82**	**(a)**
J 24	**Illinois-Chicago +**	**96**	**55**	**(h)**
J 26	**DePaul +**	**91**	**82**	**(a)**
J 31	**UW-Green Bay +**	**81**	**80**	**(h)**
F 5	**Milwaukee**	**112**	**64**	**(h)**

Wins indicated with **Bold.**

YEAR-BY-YEAR RESULTS

F 7	**Cleveland State +**	**98**	**65**	**(h)**
F 9	**Akron +**	**79**	**62**	**(h)**
F 12	Northwestern	66	91	(a)
F 14	**Wright State +**	**86**	**55**	**(a)**
F 18	**Valparaiso +**	**120**	**97**	**(h)**
F 20	**Illinois-Chicago +**	**67**	**59**	**(a)**
F 22	**Texas-San Antonio**	**103**	**73**	**(^)**
F 23	**Georgia State**	**73**	**66**	**(^)**
F 24	**Louisville**	**63**	**60**	**(^)**
F 28	DePaul +	74	79	(h)
M 2	UW-Green Bay +	79	91	(a)
M 7	**Cleveland State**	**84**	**60**	**(#)**
M 8	DePaul	84	91	(#)
M 21	Houston	71	83	(@)
M 22	Alabama-Birmingham	71	78	(@)
M 23	**Notre Dame**	**84**	**82**	**(@)**

(l) - UCF Thanksgiving Classic, Orlando, Fla. (1st)
(u) - NIU / Contel Fastbreak Fest (1st)
(%) - Purdue Boilermaker Classic, West Lafayette, IN (3rd)
(+) - North Star Conference game
(^) - Northern Lights Invitational, Anchorage, AK (1st)
(#) - NSC Tournament, Green Bay, WI
(@) - NWIT, Amarillo, TX

1991-92

Record: 18-14 **NSC:** 8-4 (2nd)
--- NCAA Tournament ---
Coach: Jane Albright-Dieterle
Captains: Dee Dee Jeske, Tracy Mondek

		NIU	Opp	
N 24	**Michigan State**	**58**	**55**	**(h)**
N 30	Washington (2ot)	91	101	(l)
D 1	**Ohio**	**73**	**63**	**(l)**
D 6	**Miami (OH)**	**83**	**75**	**(u)**
D 7	Purdue	68	83	(u)
D 16	**Stephen F. Austin**	**73**	**55**	**(h)**
D 21	Manhattan College	62	69	(a)
J 2	DePaul	59	72	(a)
J 6	Utah (ot)	78	85	(a)
J 11	**Cleveland State +**	**94**	**85**	**(h)**
J 13	**Akron +**	**101**	**67**	**(h)**
J 15	**Southern Illinois**	**87**	**84**	**(h)**
J 18	**Wright State +**	**82**	**72**	**(a)**
J 21	**Valparaiso +**	**102**	**84**	**(h)**
J 24	Tennessee	61	78	(h)
J 27	**Illinois-Chicago +**	**72**	**55**	**(a)**
J 31	UW-Green Bay +	57	62	(a)
F 4	DePaul	66	75	(h)
F 6	**Cleveland St. + (ot)**	**117**	**115**	**(a)**
F 8	Akron +	72	75	(a)
F 11	**Milwaukee**	**83**	**76**	**(a)**
F 15	**Wright State +**	**103**	**54**	**(h)**
F 18	Valparaiso +	91	101	(a)
F 20	**Illinois-Chicago +**	**84**	**55**	**(h)**
F 22	Florida State	74	99	(a)
F 25	Northwestern	75	95	(h)
F 27	UW-Green Bay +	66	75	(h)
M 5	**Illinois-Chicago**	**87**	**45**	**(#)**
M 6	**Valparaiso**	**87**	**72**	**(#)**
M 7	**UW-Green Bay**	**84**	**66**	**(#)**
M 18	**Louisiana Tech**	**77**	**71**	**($)**
M 22	Purdue	62	98	(!)

(l) - Amana-Hawkeye Classic, Iowa City,IA (3rd)
(u) - NIU / Contel Fastbreak Fest (2nd)
(+) - North Star Conference game
(#) - NSC Tournament, DeKalb (1st)
($) - NCAA 1st Round, DeKalb
(!) - NCAA 2nd Round, West Lafayette, IN

Wins indicated with **Bold.**

1992-93

Record: 24-6 **Mid-Con:** 15-1 (1st)
--- NCAA Tournament ---
Coach: Jane Albright-Dieterle
Captains: Cindy Conner, Julie Gainer

		NIU	Opp	
D 1	**Southern Illinois**	**84**	**80**	**(a)**
D 4	**Fresno State**	**93**	**74**	**(h)**
D 19	Southern California	64	91	(a)
D 22	Arizona	75	80	(a)
J 2	**Utah**	**85**	**69**	**(h)**
J 4	**Manhattan College**	**109**	**56**	**(h)**
J 10	**Valparaiso +**	**102**	**85**	**(h)**
J 14	**UW-Green Bay +**	**85**	**76**	**(h)**
J 16	**Eastern Illinois +**	**85**	**58**	**(a)**
J 19	**DePaul**	**73**	**69**	**(h)**
J 21	**Cleveland State +**	**85**	**54**	**(a)**
J 24	**Youngstown State +**	**91**	**75**	**(a)**
J 26	Iowa	59	92	(a)
J 28	**Western Illinois +**	**95**	**75**	**(h)**
J 30	**Wright State +**	**78**	**61**	**(h)**
F 3	**Illinois-Chicago +**	**79**	**53**	**(h)**
F 6	**UW-Green Bay +**	**71**	**68**	**(a)**
F 9	**Florida State**	**86**	**80**	**(h)**
F 13	**Valparaiso +**	**91**	**80**	**(a)**
F 15	DePaul	68	84	(a)
F 17	**Eastern Illinois +**	**103**	**57**	**(h)**
F 20	Illinois-Chicago +	76	81	(a)
F 25	**Cleveland State +**	**88**	**77**	**(h)**
F 28	**Youngstown St. +**	**105**	**92**	**(h)**
M 4	**Western Illinois +**	**102**	**70**	**(a)**
M 6	**Wright State +**	**77**	**51**	**(a)**
M 11	**Eastern Illinois**	**102**	**51**	**(#)**
M 12	**Illinois-Chicago**	**81**	**47**	**(#)**
M 13	**UW-Green Bay**	**75**	**58**	**(#)**
M 17	Georgetown	74	76	($)

(+) - Mid-Continent Conference game
(#) - Mid-Con Tournament, Green Bay (1st)
($) - NCAA 1st Round, Washington, DC

1993-94

Record: 24-6 **Mid-Con:** 18-0 (1st)
--- NCAA Tournament ---
Coach: Jane Albright-Dieterle
Captains: E.C. Hill, Angela Lockett, Leslie Pottinger

		NIU	Opp	
N 26	Loyola Marymount	60	68	(l)
N 27	Oregon	64	73	(l)
D 1	Southern California	79	90	(h)
D 17	**Southern Illinois**	**94**	**56**	**(h)**
D 30	**Eastern Illinois +**	**96**	**61**	**(h)**
J 3	**Wright State +**	**82**	**57**	**(h)**
J 6	**Illinois-Chicago +**	**74**	**56**	**(a)**
J 9	**Valparaiso +**	**100**	**79**	**(a)**
J 13	**Western Illinois +**	**61**	**52**	**(h)**
J 20	**UW-Green Bay +**	**81**	**73**	**(h)**
J 22	**Milwaukee +**	**95**	**75**	**(h)**
J 25	**Iowa**	**59**	**56**	**(h)**
J 27	**Youngstown State +**	**89**	**79**	**(a)**
J 29	**Cleveland State +**	**93**	**77**	**(a)**
J 31	**Loyola**	**72**	**66**	**(a)**
F 3	**Eastern Illinois +**	**84**	**67**	**(a)**
F 5	**Wright State +**	**83**	**58**	**(a)**
F 8	Northwestern	62	76	(a)
F 10	**Illinois-Chicago +**	**83**	**56**	**(h)**
F 12	**Valparaiso +**	**101**	**92**	**(h)**
F 15	**DePaul**	**64**	**53**	**(h)**
F 19	**Western Illinois +**	**79**	**58**	**(a)**
F 22	**UW-Green Bay +**	**66**	**60**	**(a)**
F 27	**Milwaukee +**	**77**	**68**	**(a)**
M 3	**Youngstown State +**	**87**	**69**	**(h)**
M 5	**Cleveland State +**	**104**	**86**	**(h)**
M 10	**Wright State**	**74**	**58**	**(#)**
M 11	**Illinois-Chicago**	**86**	**64**	**(#)**
M 12	UW-Green Bay	70	73	(#)
M 16	SW Missouri St.	56	75	($)

(l) - Hawaii Paradise Classic (4th)
(+) - Mid-Continent Conference game
(#) - Mid-Con Tournament, DeKalb (2nd)
($) - NCAA 1st Round, Springfield, MO

LIZ GALLOWAY-MCQUITTER

	Seasons	W	L	Pct.
1994-98	4	37	75	.330

1994-95

Record: 17-14 **MCC:** 10-6 (4th)
--- NCAA Tournament ---
Coach: Liz Galloway-McQuitter
Captains: Angela Lockett, Leslie Pottinger

		NIU	Opp	
N 15	Arkansas State	70	74	(l)
N 25	**Army**	**82**	**51**	**(u)**
N 26	**Maine**	**63**	**56**	**(u)**
N 29	**Chicago State**	**90**	**48**	**(h)**
D 2	Colorado	49	78	(%)
D 3	Washington	35	69	(%)
D 8	Southern Illinois	57	87	(a)
D 22	**Arizona**	**92**	**86**	**(h)**
J 4	DePaul	65	82	(a)
J 7	Butler +	61	77	(a)
J 14	**Loyola +**	**91**	**53**	**(a)**
J 19	**UW-Green Bay +**	**60**	**57**	**(h)**
J 21	**Milwaukee +**	**80**	**53**	**(h)**
J 23	Illinois-Chicago +	70	81	(a)
J 25	Wright State +	70	73	(a)
J 27	**Xavier +**	**99**	**58**	**(h)**
F 1	Auburn	55	102	(a)
F 4	**Detroit +**	**79**	**65**	**(h)**
F 9	**La Salle +**	**84**	**70**	**(a)**
F 11	**Cleveland State +**	**85**	**68**	**(a)**
F 14	Northwestern	77	89	(h)
F 16	**Milwaukee +**	**72**	**49**	**(a)**
F 18	**UW-Green Bay +**	**63**	**61**	**(a)**
F 21	Butler +	74	75	(h)
F 23	Notre Dame +	51	58	(h)
F 25	**Loyola +**	**103**	**59**	**(h)**
M 1	Illinois-Chicago +	67	69	(h)
M 9	**UW-Green Bay**	**68**	**64**	**(#)**
M 10	**Notre Dame**	**87**	**64**	**(#)**
M 11	**La Salle (ot)**	**80**	**77**	**(#)**
M 17	Vanderbilt	44	90	($)

(l) - Preseason NWIT
(u) - Dead River Company Tip-Off Classic, Orono, ME. (1st)
(%) - Louisiana Tech Dial Classic, Ruston, LA (4th)
(+) - Midwestern Collegiate Conference game
(#) - MCC Tournament, DeKalb (1st)
($) - NCAA 1st Round, Nashville, TN

1995-96

Record: 9-19 **MCC:** 5-11 (6th)
Coach: Liz Galloway-McQuitter
Captains: Dana Lau, Olivia Heitter

		NIU	Opp	
N 25	Princeton (ot)	64	74	(l)
N 26	Minnesota	71	88	(l)
D 1	SE Louisiana	69	70	(u)
D 2	**Evansville**	**80**	**68**	**(u)**
D 6	**Chicago State**	**86**	**60**	**(a)**
D 17	Western Kentucky	55	76	(a)
D 28	Bradley	66	76	(h)
D 31	**Michigan**	**81**	**69**	**(h)**
J 3	UW-Green Bay +	52	67	(a)
J 6	Milwaukee +	69	72	(a)
J 10	Butler +	72	83	(h)
J 13	Cleveland State +	68	79	(a)
J 17	**Loyola +**	**78**	**76**	**(h)**
J 21	Detroit +	78	92	(h)
J 24	DePaul	83	115	(h)
J 27	**Illinois-Chicago +**	**90**	**77**	**(h)**
F 1	**Wright State +**	**81**	**71**	**(a)**
F 3	Butler +	69	88	(a)
F 10	Cleveland State + (ot)	92	94	(h)
F 15	Loyola +	53	54	(a)
F 17	Detroit +	65	91	(a)
F 20	Northwestern	58	74	(a)
F 22	Illinois-Chicago +	46	53	(a)
F 24	**Wright State +**	**81**	**67**	**(h)**
F 29	UW-Green Bay +	62	68	(h)
M 2	**Milwaukee +**	**117**	**52**	**(h)**
M 7	**Detroit**	**78**	**76**	**(#)**
M 8	Butler	61	78	(#)

(l) - Minnesota Dial Classic, Minneapolis, MN (4th)
(u) - Mississippi Domino's Classic, University, MS (3rd)
(+) - Midwestern Collegiate Conference game
(#) - MCC Tournament, Green Bay, WI

1996-97

Record: 7-20 **MCC:** 5-11 (6th)
Coach: Liz Galloway-McQuitter
Captains: Lori Herl, Amanda Reese, Olivia Heitter

		NIU	Opp	
N 22	**Xavier**	**80**	**70**	**(h)**
N 27	**Chicago State**	**79**	**54**	**(h)**
D 6	Southwest Texas	55	79	(l)
D 7	North Texas	70	75	(l)
D 18	Bradley	64	92	(a)
D 21	Auburn	77	96	(h)
D 28	Holy Cross	59	78	(h)
J 2	UW-Green Bay +	63	64	(h)
J 4	**Milwaukee +**	**80**	**63**	**(h)**
J 6	Western Kentucky	77	81	(h)
J 9	Butler +	62	63	(a)
J 11	**Cleveland State +**	**87**	**73**	**(h)**
J 16	**Loyola +**	**77**	**54**	**(a)**
J 18	Detroit +	53	73	(a)
J 21	DePaul	54	75	(a)
J 25	**Illinois-Chicago + (ot)**	**73**	**66**	**(a)**
J 29	**Wright State +**	**65**	**61**	**(h)**
F 1	Butler +	78	96	(h)
F 8	Cleveland State +	65	78	(a)
F 12	Loyola +	69	75	(h)
F 15	Detroit +	70	93	(h)
F 18	Northwestern	78	97	(h)
F 20	Illinois-Chicago +	57	60	(h)
F 23	Wright State +	54	67	(a)
F 27	UW-Green Bay +	58	72	(a)
M 1	Milwaukee +	68	73	(a)
M 6	Butler	74	83	(#)

(l) - SW Texas Classic, San Marcos, TX , (4th)
(+) - Midwestern Collegiate Conference game
(#) - MCC Tournament, Green Bay, WI

1997-98

Record: 4-22 **MAC:** 3-15 (6th-West)
Coach: Liz Galloway-McQuitter
Captains: Lori Herl, Amanda Reese

		NIU	Opp	
N 24	Central Michigan +(ot)	84	90	(h)
D 1	Western Michigan +	71	83	(a)
D 3	Northern Iowa	70	91	(h)
D 5	Purdue	45	75	(h)
D 16	Illinois-Chicago	65	69	(h)

YEAR-BY-YEAR RESULTS

D 20	Xavier (OH)	58	81	(a)
D 22	**Stetson**	**70**	**64**	**(a)**
D 30	Nebraska	57	95	(a)
J 3	Kent State +	61	96	(a)
J 5	Akron +	57	77	(a)
J 8	**Marshall +**	**84**	**68**	**(h)**
J 10	Ohio +	64	88	(h)
J 14	Toledo +	72	86	(h)
J 17	Eastern Michigan +	54	78	(a)
J 24	Ball State +	74	85	(a)
J 29	Ohio +	73	81	(a)
J 31	**Marshall + (ot)**	**86**	**82**	**(a)**
F 3	DePaul	80	89	(h)
F 5	Bowling Green +(ot)	87	94	(h)
F 7	Miami (OH) +	58	77	(h)
F 11	Toledo +	61	82	(a)
F 14	Eastern Michigan +	76	85	(h)
F 17	Northwestern	60	75	(a)
F 21	Ball State +	69	84	(h)
F 23	Western Michigan +	74	86	(h)
F 25	**Central Michigan +**	**79**	**68**	**(a)**

(+) - Mid-American Conference game

CAROL HAMMERLE

	Seasons	W	L	Pct.
1998-2005	7	80	120	.400

1998-99

Record: 10-16 **MAC:** 7-9 (3rd-West)
Coach: Carol Hammerle
Captain: Amanda Reese

		NIU	Opp	
N 20	**Western Illinois**	**72**	**63**	**(h)**
N 23	**Illinois-Chicago**	**60**	**50**	**(a)**
N 25	Northwestern	60	74	(h)
N 29	Northern Iowa	48	76	(a)
D 1	Iowa State	43	81	(a)
D 4	Purdue	55	83	(a)
D 14	DePaul	54	78	(a)
D 17	Santa Clara	51	64	(a)
D 19	San Francisco	51	66	(a)
D 22	**IUPU-Indianapolis**	**80**	**55**	**(h)**
D 30	Miami (OH) +	63	76	(a)
J 2	Bowling Green +	66	81	(a)
J 6	Kent State +	41	64	(h)
J 9	**Ohio +**	**74**	**67**	**(h)**
J 12	**Ball State +**	**57**	**49**	**(a)**
J 20	Akron +	47	62	(a)
J 23	**Buffalo + (2ot)**	**77**	**68**	**(h)**
J 27	Central Michigan +	64	67	(h)
J 30	Toledo +	44	66	(a)
F 3	Western Michigan +	52	67	(a)
F 6	Eastern Michigan +	65	76	(h)
F 9	Kent State +	47	74	(a)
F 13	**Miami (OH) +**	**64**	**48**	**(h)**
F 17	**Marshall +**	**63**	**50**	**(h)**
F 20	**Ohio +**	**72**	**62**	**(a)**
F 23	**Bowling Green +**	**64**	**61**	**(h)**

(+) - Mid-American Conference game

1999-2000

Record: 6-22 **MAC:** 5-11 (6th-West)
Coach: Carol Hammerle
Captain: Charbea Haller

		NIU	Opp	
N 19	Northwestern	57	68	(a)
N 23	Illinois State	64	65	(a)
N 26	San Francisco	49	56	(h)
N 28	Milwaukee	57	62	(h)
D 1	DePaul	37	56	(h)
D 3	**Montana State**	**57**	**55**	**(h)**
D 12	Western Illinois	48	63	(a)
D 15	Arizona	46	78	(a)
D 17	Cal-Irvine	41	65	(a)
D 22	Evansville	58	79	(h)
D 30	Detroit	75	77	(h)
J 5	**Marshall +**	**59**	**56**	**(a)**
J 8	Eastern Michigan +	52	64	(h)
J 10	**Buffalo +**	**56**	**45**	**(h)**
J 13	Miami (OH) +	69	85	(a)
J 16	Ball State +	49	62	(a)
J 22	Ohio +	67	77	(h)
J 26	**Central Michigan +**	**73**	**63**	**(h)**
J 29	Western Michigan +	64	74	(a)
F 2	**Toledo +**	**61**	**60**	**(h)**
F 5	Eastern Michigan +	51	72	(a)
F 7	Bowling Green +	50	86	(a)
F 13	Kent State +	61	66	(h)
F 17	Central Michigan +	53	66	(a)
F 19	Western Michigan +	48	65	(h)
F 22	**Ball State + (ot)**	**87**	**81**	**(h)**
F 25	Toledo +	55	70	(a)
F 28	Eastern Michigan	65	67	(#)

(+) - Mid-American Conference game
(#) - MAC Tournament, Ypsilanti, MI

2000-01

Record: 16-16 **MAC:** 10-6 (3rd-West)
Coach: Carol Hammerle
Captains: Kristan Knake, Kim Boeding

		NIU	Opp	
N 17	**Illinois State**	**83**	**60**	**(h)**
N 20	Northwestern	63	77	(h)
N 24	North Carolina St.	39	68	(l)
N 25	Michigan	57	78	(l)
N 26	**Cal-Irvine**	**58**	**43**	**(l)**
D 1	Pacific	62	84	(h)
D 5	Milwaukee	52	58	(a)
D 9	DePaul	58	81	(a)
D 16	Cal-Irvine	48	66	(h)
D 18	Santa Clara	50	62	(h)
D 21	Evansville	60	65	(a)
D 28	**Detroit**	**72**	**61**	**(a)**
D 30	**Western Illinois**	**50**	**41**	**(h)**
J 6	**Marshall +**	**66**	**56**	**(h)**
J 9	**Eastern Michigan +**	**68**	**56**	**(a)**
J 13	Ball State +	54	78	(a)
J 16	Toledo +	45	73	(a)
J 20	**Miami (OH) +**	**63**	**50**	**(h)**
J 24	**Bowling Green +**	**73**	**58**	**(h)**
J 27	**Central Michigan +**	**72**	**55**	**(h)**
J 31	**Buffalo +**	**63**	**55**	**(a)**
F 3	Eastern Michigan +	50	57	(h)
F 8	Kent State +	68	80	(a)
F 10	**Ohio + (2OT)**	**102**	**92**	**(a)**
F 14	Toledo +	51	70	(h)
F 19	**Western Michigan +**	**75**	**65**	**(h)**
F 21	**Ball State +**	**82**	**74**	**(h)**
F 24	Western Michigan +	66	67	(a)
F 27	**Central Michigan +**	**67**	**51**	**(a)**
M 3	**Central Michigan**	**57**	**35**	**(#)**
M 6	**Akron**	**69**	**47**	**($)**
M 9	Toledo	38	58	($)

(l) - Asahi Rainbow Wahine Classic, Honolulu, HI
(+) - Mid-American Conference game (#) - MAC Tournament, DeKalb
($) - MAC Tournament, Cleveland, OH

2001-02

Record: 17-13 **MAC:** 10-6 (4th-West)
Coach: Carol Hammerle
Captain: Jennifer Youngblood

		NIU	Opp	
N 16	Milwaukee	52	60	(h)
N 18	**Northwestern**	**68**	**63**	**(a)**
N 23	Alaska-Fairbanks	48	55	(l)
N 24	**Long Beach St. (ot)**	**73**	**66**	**(l)**
D 1	**New Mexico State**	**65**	**58**	**(h)**
D 5	**SE Missouri St.**	**71**	**63**	**(h)**
D 8	**Dayton**	**61**	**52**	**(h)**
D 15	Arizona State	50	61	(h)
D 20	Illinois State	52	55	(a)
D 22	DePaul	51	71	(h)
D 29	Western Illinois	52	70	(a)
J 2	**Marshall +**	**79**	**55**	**(a)**
J 5	Toledo +	60	61	(h)
J 9	**Bowling Green +**	**56**	**52**	**(a)**
J 12	**Ball State +**	**67**	**64**	**(h)**
J 16	Western Michigan +	59	73	(a)
J 19	**Miami (OH)** +t	**74**	**61**	**(a)**
J 23	Buffalo +	39	50	(h)
J 28	**Central Michigan +**	**74**	**61**	**(h)**
J 31	**Eastern Mich. + (ot)**	**84**	**83**	**(h)**
F 2	**Akron +**	**63**	**42**	**(a)**
F 6	Kent State	68	70	(h)
F 10	**Ohio +**	**66**	**57**	**(h)**
F 14	Toledo +	53	60	(a)
F 20	Ball State +	48	64	(a)
F 23	**Western Michigan +**	**69**	**58**	**(h)**
F 26	**Central Michigan +**	**68**	**51**	**(a)**
M 2	**Buffalo**	**56**	**41**	**(#)**
M 6	**Toledo**	**58**	**48**	**($)**
M 8	Ball State	59	77	($)

(l) - Mt. McKinley Bank North Star Invitational, Fairbanks, AK (3rd)
(+) - Mid-American Conference game
(#) - MAC Tournament, DeKalb
($) - MAC Tournament, Cleveland, OH

2002-03

Record: 12-16 **MAC:** 8-8 (5th-West)
Coach: Carol Hammerle
Captains: Kristan Knake, Jennifer Youngblood

		NIU	Opp	
N 22	**Wisconsin**	**49**	**47**	**(h)**
N 25	Arizona State	62	70	(a)
N 29	Montana State	61	71	(l)
N 30	**San Jose State**	**78**	**72**	**(l)**
D 4	Milwaukee	64	69	(a)
D 7	**Illinois State**	**80**	**48**	**(h)**
D 15	Dayton	67	78	(a)
D 18	DePaul	65	79	(a)
D 20	**Bradley**	**62**	**59**	**(h)**
D 28	Kansas State	58	63	(h)
D 30	Northern Iowa	52	67	(h)
J 8	Ball State +	71	74	(a)
J 11	**Bowling Green +**	**78**	**58**	**(h)**
J 16	Western Michigan +	48	81	(a)
J 18	Kent State +	72	76	(a)
J 22	**Central Michigan +**	**49**	**43**	**(h)**
J 25	**Marshall +**	**81**	**74**	**(h)**
J 29	**Ohio +**	**61**	**60**	**(a)**
F 1	**Bowling Green +**	**73**	**72**	**(a)**
F 5	Ball State +	58	67	(h)
F 9	**Buffalo +**	**76**	**64**	**(a)**
F 13	Miami (OH) +	64	70	(h)
F 15	**Akron +**	**45**	**42**	**(h)**
F 18	Eastern Michigan +	43	62	(a)
F 26	Central Michigan +	62	70	(a)
M 1	**Toledo +**	**69**	**57**	**(h)**
M 4	Western Michigan +	67	83	(h)
M 8	Marshall	58	70	(#)

(l) - GranTree Inn Classic, Bozeman, MT
(+) - Mid-American Conference game
(#) - MAC Tournament, DeKalb

2003-04

Record: 12-16 **MAC:** 7-9 (5th-West)
Coach: Carol Hammerle
Captain: Jennifer Youngblood

		NIU	Opp	
N 21	**Loyola-Chicago**	**77**	**60**	**(h)**
N 23	**Wisconsin**	**68**	**65**	**(a)**
N 29	**Western Illinois**	**56**	**61**	**(h)**
D 2	Kansas State	41	60	(a)
D 6	**Milwaukee**	**55**	**53**	**(h)**
D 15	Southeast Missouri St.	57	59	(a)
D 18	**Saint Louis**	**67**	**61**	**(h)**
D 21	Bradley	48	53	(a)
D 28	New Mexico State	55	60	(a)
D 30	**Texas-El Paso**	**62**	**59**	**(a)**
J 3	DePaul	60	70	(h)
J 7	Western Michigan +	73	80	(a)
J 10	Bowling Green +	58	66	(h)
J 14	**Central Michigan +**	**74**	**59**	**(a)**
J 17	**Ohio +**	**78**	**71**	**(h)**
J 21	Miami (OH) +	67	75	(a)
J 24	**Kent State +**	**56**	**55**	**(h)**
J 26	**Buffalo +**	**66**	**47**	**(h)**
J 31	Toledo +	60	62	(a)
F 3	Western Michigan +	69	79	(h)
F 7	Ball State +	57	70	(a)
F 10	Akron +	42	43	(a)
F 14	Eastern Michigan +	56	63	(h)
F 18	**Bowiing Grn + (4 ot)**	**102**	**97**	**(a)**
F 22	Marshall +	55	58	(a)
F 28	**Central Michigan +**	**60**	**51**	**(h)**
M 2	**Ball State +**	**82**	**62**	**(h)**
M 6	Ball State	71	80	(#)

(+) - Mid-American Conference game
(#) - MAC Tournament, DeKalb

2004-05

Record: 7-21 **MAC:** 4-12 (t5th West)
Coach: Carol Hammerle
Captain: Jennifer Youngblood

		NIU	Opp	
N 19	Missouri	61	68	(l)
N 20	**Southern Illinois**	**61**	**43**	**(l)**
N 26	Northern Iowa	60	74	(a)
D 1	Loyola	54	72	(a)
D 4	South Dakota St.	42	67	(h)
D 12	Western Illinois	56	64	(a)
D 15	DePaul	59	73	(h)
D 18	**Saint Louis**	**67**	**54**	**(a)**
D 21	Texas-El Paso	48	63	(a)
D 30	Notre Dame	49	73	(h)
J 2	**SIU-Edwardsville**	**55**	**39**	**(h)**
J 8	**Eastern Michigan +**	**55**	**53**	**(a)**
J 11	**Toledo +**	**63**	**60**	**(a)**
J 15	Marshall +	58	71	(h)
J 19	Ball State +	41	62	(a)
J 22	**Akron +**	**63**	**52**	**(h)**
J 26	Eastern Michigan +	53	61	(h)
J 29	Central Michigan + (ot)	58	64	(a)
F 2	Bowling Green +	44	80	(a)
F 5	Ball State +	64	70	(h)
F 9	Kent State +	48	61	(a)
F 12	Miami +	68	71	(h)
F 16	Toledo +	55	64	(h)
F 19	Ohio +	64	71	(a)
F 22	Western Michigan +	56	59	(h)
F 26	**Buffalo +**	**61**	**59**	**(a)**
M 1	Bowling Green +	72	75	(h)
M 5	Toledo #	61	76	(a)

(l) - Iowa / KCRG-TV9 Hawkeye Challenge, at Iowa City, IA
(+) - Mid-American Conference game (#) - MAC Tournament, Toledo, OH

Wins indicated with **Bold.**

YEAR-BY-YEAR RESULTS

CAROL OWENS

	Seasons	W	L	Pct.
2005-present	4	56	62	.475

2005-06

Record: 12-17 **MAC:** 7-9 (5th West)
Coach: Carol Owens

		NIU	Opp	
N 18	**North Dakota State**	**67**	**62**	**(h)**
N 20	UW-Greeen Bay	67	73	(h)
N 22	Western Illinois	34	50	(a)
N 26	Illinois State	50	60	(a)
N 29	Illinois	43	57	(a)
D 2	**Illinois-Chicago**	**51**	**40**	**(h)**
D 12	DePaul	46	89	(a)
D 19	Wichita State	69	76	(a)
D 29	Florida International	71	74	(a)
D 30	**Coppin State**	**69**	**56**	**(a)**
J 4	**IPFW**	**73**	**64**	**(h)**
J 7	Eastern Michigan+	59	73	(a)
J 11	**Central Michigan+**	**59**	**57**	**(a)**
J 14	**Toledo+**	**71**	**60**	**(h)**
J 18	Western Michigan+	65	78	(a)
J 21	Ball State+	62	68	(h)
J 25	**Akron+**	**75**	**67**	**(a)**
J 31	**Buffalo+**	**81**	**72**	**(h)**
F 4	**Miami (OH)+**	**51**	**49**	**(a)**
F 8	Bowling Green+	58	66	(a)
F 11	Kent State+	58	68	(h)
F 15	Eastern Michigan+	37	63	(h)
F 18	**Central Michigan+**	**68**	**42**	**(h)**
F 22	**Toledo+**	**59**	**52**	**(a)**
F 26	Western Michigan+	86	89	(h)
F 28	Ball State+	53	65	(a)
M 4	**Miami (OH)**	**73**	**65**	**(h)**
M 8	Bowling Green#	61	73	(a)

(+) - Mid-American Conference game
(#) - MAC Tournament, Cleveland, OH

2006-07

Record: 19-12 **MAC:** 8-8 (3rd West)
Coach: Carol Owens

		NIU	Opp	
N 11	**Illinois State**	**97**	**69**	**(h)**
N 14	IUPUI	67	73	(h)
N 20	**Illinois**	**69**	**63**	**(h)**
N 25	DePaul	68	71	(a)
N 28	**Chicago State**	**73**	**46**	**(h)**
D 1	**Cincinnati •**	**81**	**73**	**(a)**
D 2	**Northwestern •**	**70**	**54**	**(a)**
D 7	**Western Illinois**	**62**	**45**	**(h)**
D 17	**Bradley**	**85**	**75**	**(a)**
D 20	Illinois-Chicago	62	80	(a)
D 29	**Kansas**	**82**	**74**	**(a)**
J 3	Eastern Michigan+	66	80	(a)
J 6	**Central Michigan+**	**73**	**67**	**(h)**
J 10	**Toledo+**	**65**	**58**	**(a)**
J 13	**Western Michigan+**	**79**	**73**	**(h)**
J 17	Ball State+	72	81	(a)
J 20	**Akron+**	**81**	**70**	**(h)**
J 23	Ohio+	70	72	(a)
J 27	**Buffalo+**	**58**	**53**	**(a)**
J 30	**IPFW**	**77**	**55**	**(a)**
F 3	**Miami (OH)+**	**82**	**70**	**(h)**
F 7	Kent State+	71	78	(a)
F 10	Bowling Green+	76	85	(h)
F 14	**Eastern Michigan+**	**82**	**68**	**(h)**
F 17	Central Michigan+	61	73	(a)
F 21	**Toledo+**	**73**	**70**	**(h)**
F 25	Western Michigan+	56	67	(a)
F 28	Ball State+	70	81	(h)
M 4	**Akron#**	**69**	**56**	**(a)**
M 6	**Kent State#**	**72**	**68**	**(a)**
M 9	Ball State#	72	83	(a)

Wins indicated with **Bold.**

(•) - Mildred and Roger L. White Tournament, Evanston, Ill.
(+) - Mid-American Conference game
(#) - MAC Tournament, Cleveland, OH

2007-08

Record: 10-18 **MAC:** 6-8 (4th West)
Coach: Carol Owens

		NIU	Opp	
N 9	**Bradley**	**54**	**48**	**(h)**
N 12	Chicago State	57	64	(a)
N 15	**Western Illinois**	**60**	**59**	**(h)**
N 21	Michigan State •	40	67	(a)
N 22	Tulane •	57	70	(a)
N 25	Illinois-Chicago	42	50	(a)
N 28	UW-Green Bay	54	76	(a)
D 8	Iowa ^	43	87	(a)
D 9	**Saint Joseph's ^**	**90**	**82**	**(a)**
D 17	DePaul	58	90	(h)
D 21	**Northern Iowa**	**61**	**46**	**(h)**
D 29	IUPUI	55	58	(a)
D 31	Illinois State	54	78	(a)
J 9	Eastern Michigan+	42	61	(a)
J 12	Ball State+	78	84	(h)
J 15	**Central Michigan+**	**87**	**60**	**(h)**
J 19	Western Michigan+	51	75	(a)
J 23	**Toledo+**	**69**	**49**	**(h)**
J 26	**Miami+**	**77**	**74**	**(a)**
J 31	**Buffalo+**	**77**	**63**	**(h)**
F 3	Akron+	71	78	(a)
F 9	Bowling Green+	65	85	(a)
F 13	**Kent State+**	**83**	**74**	**(h)**
F 27	**Western Michigan+**	**67**	**65**	**(h)**
M 1	Eastern Michigan+	57	64	(h)
M 3	Ohio+	68	72	(h)
M 5	Ball State+	70	76	(a)
M 10	Kent State#	67	75	(n)

(+) - Mid-American Conference game
(#) - MAC Tournament, Cleveland, OH
(•) - Carribean Challenge, Cancun, Mexico.
(^) - Hawkeye Classic, Iowa City, Iowa

2008-09

Record: 15-15 **MAC:** 10-6 (3rd West)
Coach: Carol Owens

		NIU	Opp	
N 14	IUPUI	58	72	(h)
N 18	**Western Illinois**	**70**	**48**	**(a)**
N 21	UMBC •	73	88	(n)
N 22	**Wagner •**	**70**	**56**	**(n)**
N 25	Bradley	62	77	(a)
N 29	Milwaukee	61	71	(h)
D 3	**Northern Iowa**	**58**	**46**	**(a)**
D 7	Wisconsin	64	70	(a)
D 15	Illinois State	67	89	(h)
D 18	DePaul	70	83	(a)
D 20	**Illinois-Chicago**	**85**	**79**	**(h)**
D 28	**Southern Illinois**	**67**	**55**	**(a)**
J 03	Chicago State	68	76	(h)
J 07	**Central Michigan+**	**75**	**70**	**(a)**
J 10	Toledo +	66	78	(a)
J 14	**Western Michigan +**	**71**	**65**	**(h)**
J 17	**Eastern Michigan +**	**69**	**62**	**(h)**
J 21	**Ball State +**	**76**	**72**	**(h)**
J 24	**Ohio +**	**67**	**59**	**(a)**
J 31	Bowling Green +	70	76	(h)
F 04	**Akron +**	**73**	**66**	**(h)**
F 07	Kent State +	50	67	(a)
F 11	**Miami +**	**80**	**66**	**(h)**
F 14	**Buffalo +**	**65**	**54**	**(a)**
F 21	Eastern Michigan +	49	53	(a)
F 24	Toledo +	68	72	(h)
F 28	**Central Michigan +**	**81**	**66**	**(h)**
M 04	Ball State +	54	65	(a)
M 07	Western Michigan +	69	73	(a)
M11	Buffalo #	52	57	(n)

(+) - Mid-American Conference game
(#) - MAC Tournament, Cleveland, OH
(•) - Seton Hall Classic.

2009-10

Record: 10-19 **MAC:** 4-12 (5th West)
Coach: Carol Owens
Captain: Kylie York

		NIU	Opp	
N 13	**Bradley**	**86**	**73**	**(h)**
N 17	Western Illinois	48	50	(h)
N 19	**at IUPUI**	**71**	**55**	**(a)**
N 22	**Southern Illinois**	**74**	**65**	**(h)**
N 25	at Milwaukee	65	73	(a)
N 28	DePaul	67	78	(h)
D 2	Northern Iowa	65	71	(h)
D 4	at Illinois State	57	85	(a)
D 13	at Nebraska	44	69	(a)
D 17	**at Loyola (ot)**	**75**	**65**	**(a)**
D 29	**UIC**	**62**	**55**	**(h)**
J 3	**at Chicago State**	**66**	**61**	**(a)**
J 6	at Toledo +	66	71	(a)
J 9	Ball State +	62	64	(h)
J 12	**Western Michigan +**	**73**	**47**	**(h)**
J 16	at Eastern Michigan +	63	72	(a)
J 20	Central MIchigan +	74	89	(h)
J 23	**Buffalo + (ot)**	**93**	**88**	**(h)**
J 27	at Miami +	51	96	(a)
J 30	Kent State +	71	80	(h)
F 2	at Bowling Green +	67	85	(a)
F 6	at Akron +	39	57	(a)
F 10	**Ohio +**	**68**	**61**	**(h)**
F 14	at Central Michigan +	71	98	(a)
F 20	**Toledo +**	**73**	**67**	**(h)**
F 23	at Ball State +	60	66	(a)
F 27	Eastern Michigan +	72	78	(h)
M 2	at Western Michigan +	47	54	(a)
M 6	at Miami #	66	67	(a)

(+) - Mid-American Conference game
(#) - MAC Tournament, Miami, OH

WINNING AND LOSING STREAKS

Longest Winning Streak (15)
Dec. 17, 1988 - Feb. 17, 1989

Longest Single-Season Losing Streak (10)
Dec. 7, 1974 - Feb. 28, 1975

Longest Losing Streak (16)
Feb. 1, 1997 - Dec. 22, 1997

Longest Home-Court Winning Streak (17)
March 5, 1992 - Dec. 1, 1993

Longest Single-Season Home Winning Streak (14)
Dec. 17, 1994 - March 12, 1994

MILESTONE WINS

1st:	NIU 43, George Williams 8 (1957-58)
50th:	NIU 42, Western Michigan 18 (2-15-69 / h)
100th:	NIU 53, Northeastern Illinois 36 (3- 1-74 / h)
200th:	NIU 60, Bowling Green 58 (2- 4-84 / h)
300th:	NIU 75, South Alabama 71 (11-23-90 / n)
400th:	NIU 84, La Salle 70 (2-9-95 / a)
500th:	NIU 82, Ball State 62 (3-2-04 / h)

COACHING RECORDS

Coach	Years	Seasons	W	L	Pct.
Dr. Mary Bell	1957-77	20	109	90	.547
Alice Textor	1977-81	4	47	46	.505
Rita Horky	1981-83	2	31	28	.525
Cherri Block	1983-84	1	15	13	.536
Jane Albright	1984-94	10	188	110	.631
Liz Galloway-McQuitter	1994-98	4	37	75	.330
Carol Hammerle	1998-05	7	80	120	.400
Carol Owens	2005-Present	5	66	81	.449
Totals	**1957-2009**	**53**	**573**	**563**	**.504**
Pre-AIAW Era	1957-71	14	73	40	.646
AIAW Affiliation	1971-82	11	101	110	.476
NCAA Affiliation	**1982-Pr.**	**28**	**399**	**413**	**.917**

RECORD VERSUS

Akron
NIU leads series, 16-6

1-13-89	NIU 79, UA 46 (A)
2-10-89	NIU 88, UA 54 (H)
3-10-89	NIU 71, UA 64 (N)
1-11-90	NIU 108, UA 78 (H)
2-9-90	NIU 112, UA 91 (A)
1-12-91	NIU 78, UA 51 (A)
2-9-91	NIU 79, UA 62 (H)
1-13-92	NIU 101, UA 67 (H)
2-8-92	UA 75, NIU 72 (A)
1-5-98	UA 77, NIU 57 (A)-*
1-20-99	UA 62, NIU 47 (A)-*
3-6-01	NIU 69, UA 47 (N)-@
2-2-02	NIU 63, UA 42 (A)-*
2-15-03	NIU 45, UA 42 (H)-*
2-10-04	UA 43, NIU 42 (A)-*
1-22-05	NIU 63, UA 52 (H)-*
1-25-06	NIU 75, UA 67 (A)-*
1-20-07	NIU 81, UA 70 (H)-*
3-4-07	NIU 69, UA 58 (N)-*@
2-3-08	UA 78, NIU 71 (A)-*
2-4-09	NIU 73, UA 66 (H)-*
2-6-10	UA 57, NIU 39 (A)-*

Alabama-Birmingham
UAB leads series, 1-0

3-22-91	UAB 78, NIU 71 (N)

Alaska-Fairbanks
UAF leads series, 1-0

11-23-02	UAF 55, NIU 48 (A)

Arizona
UA leads series, 2-1

12-22-92	UA 80, NIU 75 (A)
12-22-94	NIU 92, UA 86 (H)
12-15-00	UA 78, NIU 46 (A)

Arizona State
ASU leads series, 2-0

12-15-01	ASU 61, NIU 50 (H)
11-25-02	ASU 70, NIU 62 (A)

Arkansas State
ASU leads series, 1-0

11-15-95	ASU 74, NIU 70 (A)

Army
NIU leads series, 1-0

11-25-95	NIU 82, USMA 51 (N)

Auburn
AU leads series, 2-0

2-1-95	AU 102, NIU 55 (A)
12-21-96	AU 96, NIU 77 (H)

Augustana
Series tied, 1-1

1-29-80	AC 74, NIU 72 (A)
12-16-80	NIU 66, AC 46 (H)

Ball State
BSU leads series, 24-14

3-14-71	NIU 57, BSU 45
1-26-83	BSU 86, NIU 83 (H)-*
2-23-83	NIU 87, BSU 60 (A)-*
1-25-84	NIU 102, BSU 64 (A)-*
2-22-84	NIU 78, BSU 70 (H)-*
1-16-85	NIU 68, BSU 61 (H)-*
2-25-85	NIU 89, BSU 71 (A)-*
1- 8-86	BSU 64, NIU 53 (A)-*
2- 5-86	NIU 64, BSU 50 (H)-*
12- 2-89	NIU 97, BSU 82 (H)
1-24-98	BSU 85, NIU 74 (A)-*
2-21-98	BSU 84, NIU 69 (H)-*
1-12-99	NIU 57, BSU 49 (A)-*
1-16-00	BSU 62, NIU 49 (A)-*
2-22-00	NIU 87, BSU 81 (ot/H)-*
1-13-01	BSU 78, NIU 54 (A)-*
2-21-01	NIU 82, BSU 74 (H)-*
1-12-02	NIU 67, BSU 64 (H)-*
2-20-02	BSU 64, NIU 48 (A)-*
3- 8-02	BSU 77, NIU 59 (N)-@
1- 8-03	BSU 74, NIU 71 (A)-*
2-5-03	BSU 67, NIU 58 (H)-*
2-7-04	BSU 70, NIU 57 (A)-*
3-2-04	NIU 82, BSU 62 (H)-*
3-6-04	BSU 80, NIU 71 (H)-@
1-19-05	BSU 62, NIU 41 (A)-*
2-5-05	BSU 70, NIU 64 (H)-*
1-21-06	BSU 68, NIU 62 (H)-*
2-28-06	BSU 65, NIU 53 (A)-*
1-17-07	BSU 81, NIU 72 (A)-*
2-28-07	BSU 81, NIU 70 (H)-*
3-9-07	BSU 83, NIU 72 (N)-*@
1-12-08	BSU 84, NIU 78 (H)-*
3-5-08	BSU 76, NIU 70 (A)-*
1-21-09	NIU 76, BSU 72 (H)-*
3-4-09	BSU 65, NIU 54 (A)-*
1-9-10	BSU 64, NIU 62 (H)-*
2-23-10	BSU 66, NIU 60 (A)-*

Baylor
BU leads series, 1-0

12-19-86	BU 72, NIU 64 (A)

Boston College
NIU leads series, 1-0

12-30-90	NIU 100, BC 82 (N)

Bowling Green
BG leads series, 17-12

12-1-79	BGSU 79, NIU 78 (A)
11-28-80	NIU 91, BGSU 62 (H)
1-3-81	BGSU 92, NIU 87 (ot/A)
2-13-82	NIU 85, BGSU 69 (A)
1-15-83	BGSU 77, NIU 71 (H)-*
2-12-83	BGSU 89, NIU 60 (A)-*
1-7-84	NIU 60, BGSU 58 (A)-*
2-4-84	NIU 60, BGSU 58 (H)-*
1-30-85	NIU 81, BGSU 70 (H)-*
2-27-85	BGSU 71, NIU 61 (A)-*
1-22-86	BGSU 86, NIU 64 (A)-*
2-19-86	NIU 65, BGSU 61 (H)-*
2-5-98	BGSU 94, NIU 87 (ot/H)-*
1-2-99	BGSU 76, NIU 63 (A)-*
2-23-99	NIU 64, BGSU 61 (H)-*
2-7-00	BGSU 86, NIU 50 (A)-*
1-24-01	NIU 73, BGSU 58 (H)-*
1-9-02	NIU 56, BGSU 52 (A)-*
1-11-03	NIU 78, BGSU 58 (H)-*
2-1-03	NIU 73, BGSU 72 (A)-*
1-10-04	BGSU 66, NIU 58 (H)-*
2-18-04	NIU 102, BGSU 97 (4ot/A)-*
2-2-05	BGSU 80, NIU 44 (A)-*
3-1-05	BGSU 75, NIU 72 (H)-*
2-8-06	BGSU 66, NIU 58 (A)-*
3-8-06	BGSU 73, NIU 61 (A)-*
2-10-07	BGSU 85, NIU 76 (H)-*
2-9-08	BGSU 85, NIU 65 (A)-*
1-31-09	BGSU 76, NIU 70 (H)-*
2-2-10	BGSU 85, NIU 67 (A)-*

Charbea Haller's 35-foot buzzer-beater defeated Bowling Green on Feb. 23, 1999, the finale of Carol Hammerle's first season at Northern Illinois.

Game notes:

* - MAC games
@ - MAC tournament games
\# - NCAA tournament games
mc - home games played at Rockford MetroCentre

Bradley
NIU leads series, 6-4

1-26-79	NIU 63, BU 39 (A)
12-3-82	NIU 98, BU 75 (H)
12-9-83	NIU 65, BU 63 (A)
12-28-95	BU 76, NIU 66 (H)
12-18-97	BU 92, NIU 64 (A)
12-20-02	NIU 62, BU 59 (H)
12-21-03	BU 53, NIU 48 (A)
12-17-06	NIU 85, BU 75 (A)
11-9-07	NIU 54, BU 48 (H)
11-25-08	BU 77, NIU 62 (A)
11-13-09	NIU 86, BU 73 (H)

Buffalo
NIU leads series, 11-2

1-23-99	NIU 77, UB 68 (2ot/H)-*
1-10-00	NIU 56, UB 45 (H)-*
1-31-01	NIU 63, UB 55 (A)-*
1-23-02	UB 50, NIU 39 (H)-*
3-2-02	NIU 56, UB 41 (H)-@
2-9-03	NIU 76, UB 64 (A)-*
1-26-04	NIU 66, UB 47 (H)-*
2-26-05	NIU 61, UB 59 (A)-*
1-31-06	NIU 81, UB 72 (H)-*
1-27-07	NIU 58, UB 53 (A)-*
1-31-08	NIU 77, UB 63 (H)-*
2-14-09	NIU 65, UB 54 (A)-*
3-11-09	UB 57, NIU 52 (N)-@
1-23-10	NIU 93, UB 88 (ot/H)-*

Butler
BU leads series, 8-2

11-28-87	NIU 75, BU 68 (A)
12-3-88	NIU 91, BU 77 (H)
1-7-95	BU 77, NIU 61 (A)
2-21-95	BU 75, NIU 74 (H)
1-10-96	BU 83, NIU 72 (H)
2-3-96	BU 88, NIU 69 (A)
3-8-96	BU 78, NIU 61 (N)
1-9-97	BU 63, NIU 62 (A)
2-1-97	BU 96, NIU 78 (H)
3-6-97	BU 83, NIU 74 (N)

Cal-Irvine
UCI leads series, 2-1

12-17-99	UCI 65, NIU 41 (A)
11-26-00	NIU 58, UCI 43 (N)
12-16-00	UCI 66, NIU 48 (H)

Cal State-Fullerton
NIU leads series, 1-0

12-29-89	NIU 94, CSUF 80 (A)

Calvin (MI)
NIU leads series, 2-0

2-11-67	NIU 55, CC 54 (A)
3-12-72	NIU 2, CC 0 (FF / N)

Carroll (WI)
NIU leads series, 1-0

1-26-80	NIU 78, CC 39 (H)

Carthage (WI)
NIU leads series, 1-0

1-19-80	NIU 93, CC 86 (H)

Central Florida
NIU leads series, 2-0

11-30-85	NIU 96, UCF 85 (A)
11-24-90	NIU 99, UCF 61 (A)

Denise Robinson was a mainstay of the Huskie attack in the early 1980s during NIU's first tenure in the Mid-American Conference.

Central Michigan
NIU leads series, 20-18

2-23-80	CMU 92, NIU 82 (A)
1-2-81	CMU 92, NIU 84 (N)
2-28-81	NIU 79, CMU 69 (H)
2-6-82	NIU 69, CMU 67 (A)
1-12-83	CMU 53, NIU 50 (A)-*
2-9-83	NIU 59, CMU 54 (H)-*
1-4-84	CMU 89, NIU 60 (H)-*
3-3-84	CMU 88, NIU 75 (A)-*
3-7-84	CMU 106, NIU 72 (N)-@
1-26-85	CMU 79, NIU 67 (A)-*
2-23-85	NIU 74, CMU 70 (H)-*
3-8-85	CMU 72, NIU 59 (N)-@
1-18-86	CMU 87, NIU 86 (ot/H)-*
2-15-86	CMU 101, NIU 79 (A)-*
11-24-97	CMU 90, NIU 84 (ot/H)-*
2-25-98	NIU 79, CMU 68 (A)-*
1-27-99	CMU 67, NIU 64 (H)-*
1-26-00	NIU 73, CMU 63 (H)-*
2-17-00	CMU 66, NIU 53 (A)-*
1-27-01	NIU 72, CMU 55 (H)-*
2-27-01	NIU 67, CMU 51 (A)-*
3-3-01	NIU 57, CMU 35 (H)-@
1-28-02	NIU 74, CMU 61 (H)-*
2-26-02	NIU 68, CMU 51 (A)-*
1-22-03	NIU 49, CMU 43 (H)-*
2-26-03	CMU 70, NIU 62 (A)-*
1-14-04	NIU 74, CMU 59 (A)-*
2-28-04	NIU 60, CMU 51 (H)-*
1-29-05	CMU 64, NIU 58 (A/ot)-*
1-11-06	NIU 59, CMU 57 (A)-*
2-18-06	NIU 68, CMU 42 (H)-*
1-6-07	NIU 73, CMU 67 (H)-*
2-17-07	CMU 73, NIU 61 (A)-*
1-15-08	NIU 87, CMU 60 (H)-*
1-7-09	NIU 75, CMU 70 (A)-*
2-28-09	NIU 81, CMU 66 (H)-*
1-20-10	CMU 89, NIU 74 (H)-*
2-14-10	CMU 98, NIU 71 (A)-*

Cheyney State
CSU leads series, 1-0

11-3-84	CSU 71, NIU 54 (H)

Chicago
NIU leads series, 2-0

1958-59	NIU 37, UC 29
1-14-80	NIU 83, UC 48 (H)

Chicago State
NIU leads series, 9-4

1-14-76	CSU 57, NIU 33 (H)
3-4-76	CSU 58, NIU 46 (N)

RECORD VERSUS

12-3-77	NIU 87, CSU 45 (H)
1-12-79	NIU 67, CSU 57 (H)
2-9-79	NIU 91, CSU 59 (A)
2-6-80	NIU 89, CSU 39 (H)
11-29-94	NIU 90, CSU 48 (H)
12-6-95	NIU 86, CSU 60 (A)
11-27-96	NIU 79, CSU 54 (H)
11-28-06	NIU 73, CSU 46 (H)
11-12-07	CSU 64, NIU 57 (A)
1-3-09	CSU 76, NIU 68 (H)
1-3-10	NIU 66, NIU 71 (A)

Cincinnati
NIU leads series, 2-1

12-13-86	NIU 75, UC 59 (H)
12-22-87	UC 80, NIU 56 (A)
12-1-06	NIU 81, UC 73 (N)

Clemson
CU leads series, 1-0

11-29-86	CU 72, NIU 71 (H)

Cleveland State
NIU leads series, 16-3

1-15-89	NIU 83, CSU 49 (A)
2-12-89	NIU 97, CSU 50 (H)
3-9-89	NIU 96, CSU 64 (N)
1-13-90	NIU 96, CSU 48 (H)
2-11-90	NIU 88, CSU 66 (A)
1-10-91	NIU 72, CSU 63 (A)
2-7-91	NIU 98, CSU 65 (H)
3-7-91	NIU 84, CSU 60 (N)
1-11-92	NIU 94, CSU 85 (H)
2-6-92	NIU 117, CSU 115 (ot/A)
1-21-93	NIU 85, CSU 54 (A)
2-25-93	NIU 88, CSU 77 (H)
1-29-94	NIU 93, CSU 77 (A)
3-5-94	NIU 104, CSU 86 (H)
2-11-95	NIU 85, CSU 68 (A)
1-13-96	CSU 79, NIU 68 (A)
2-10-96	CSU 94, NIU 92 (ot/H)
1-11-97	NIU 87, CSU 73 (H)
2-8-97	CSU 78, NIU 65 (A)

Coppin State
NIU leads series, 1-0

12-30-05	NIU 69, CSU 59 (N)

Colorado
UC leads series, 1-0

12-2-94	UC 78, NIU 49 (N)

Shelly Roberts scored 1,176 points and grabbed 520 rebounds in four seasons for the Huskies, then returned to NIU as an assistant coach.



Keishonda Williamson made the first of 18 starts against top-25 ball club DePaul during the 2004-05 campaign.

Concordia (IL)
NIU leads series, 17-8

1959-60	CU 38, NIU 35
1959-60	CU 32, NIU 30 (N)
1-14-61	CU 42, NIU 40 (A)
2-10-61	NIU 45, CU 26 (H)
1-17-62	NIU 38, CU 35 (H)
2-10-62	NIU 49, CU 39 (A)
12-1-62	CU 25, NIU 23 (H)
11-23-63	NIU 45, CU 20 (A)
1-17-63	NIU 29, CU 26 (H)
12-5-64	CU 29, NIU 28 (H)
12-4-65	NIU 23, CU 15 (H)
12-3-66	NIU 44, CU 36 (A)
12-16-67	NIU 33, CU 14 (A)
12-14-68	NIU 74, CU 32 (H)
1969-70	NIU 51, CU 15 (H)
2-10-71	NIU 49, CU 26 (A)
1971-72	NIU 57, CU 30 (A)
1-10-73	NIU 47, CU 36 (A)
1-16-74	NIU 48, CU 32 (H)
1-15-75	CU 55, NIU 44 (A)
1-29-76	CU 64, NIU 49 (H)
1-19-77	NIU 75, CU 61 (A)
2-1-78	NIU 66, CU 60 (H)
2-20-79	CU 80, NIU 65 (A)
1-23-80	NIU 98, CU 40 (H)

Creighton
NIU leads series, 2-0

1-10-89	NIU 106, CU 74 (H)
1-8-90	NIU 116, CU 84 (A)

Dartmouth
NIU leads series, 1-0

12-31-88	NIU 94, DC 86 (N)

Dayton
NIU leads series, 3-2

2-11-87	NIU 76, UD 66 (A)
1-30-88	UD 78, NIU 75 (A)
2-29-88	NIU 99, UD 61 (H)
12-8-01	NIU 61, UD 52 (H)
12-15-02	UD 78, NIU 67 (A)

Defiance (OH)
NIU leads series, 1-0

11-30-79	NIU 79, DC 50 (A)

DePaul
DU leads series, 31-7

2-12-79	DU 82, NIU 63 (H)
3-2-79	DU 95, NIU 61 (N)
2-12-80	DU 90, NIU 82 (A)
2-18-81	DU 68, NIU 58 (H)
2-10-82	DU 81, NIU 71 (A)
1-28-87	DU 92, NIU 63 (A)
1-27-88	DU 94, NIU 85 (H)
2-25-88	DU 79, NIU 69 (A)
1-19-89	NIU 86, DU 82 (ot/H)
2-17-89	DU 81, NIU 75 (A)
3-11-89	DU 76, NIU 61 (A)
1-18-90	NIU 81, DU 75 (A)
2-15-90	NIU 92, DU 77 (H)
3-10-90	NIU 97, DU 85 (H)
1-26-91	NIU 91, DU 82 (A)
2-28-91	DU 79, NIU 74 (H)
3-8-91	DU 91, NIU 84 (N)
1-2-92	DU 72, NIU 59 (A)
2-4-92	DU 75, NIU 66 (H)
1-19-93	NIU 73, DU 69 (H)
2-15-93	DU 84, NIU 68 (A)
2-15-94	NIU 64, DU 53 (H)
1-4-95	DU 82, NIU 65 (A)
1-24-96	DU 115, NIU 82 (H)
1-21-97	DU 75, NIU 54 (A)
2-3-98	DU 89, NIU 80 (H)
12-14-98	DU 78, NIU 54 (A)
12-1-99	DU 56, NIU 37 (H)
12-9-00	DU 81, NIU 58 (A)
12-22-01	DU 71, NIU 51 (H)
12-18-02	DU 79, NIU 65 (A)
1-3-04	DU 70, NIU 60 (H)
12-15-05	DU 73, NIU 59 (H)
12-12-05	DU 89, NIU 46 (A)
11-25-06	DU 71, NIU 68 (A)
12-17-07	DU 90, NIU 58 (H)
12-18-08	DU 83, NIU 70 (A)
11-28-09	DU 78, NIU 67 (H)

Detroit
UDM leads series, 6-4

1-31-87	UDM 88, NIU 66 (H)
2-17-88	NIU 102, UDM 70 (A)
2-4-95	NIU 79, UDM 65 (H)
1-21-96	UDM 92, NIU 78 (H)
2-17-96	UDM 91, NIU 65 (A)
3-7-96	NIU 78, UDM 76 (N)
1-18-97	UDM 73, NIU 53 (A)
2-15-97	UDM 93, NIU 70 (H)
12-30-99	UDM 77, NIU 75 (H)
12-28-00	NIU 72, UDM 61 (A)

Drake
DU leads series, 4-0

11-26-82	DU 99, NIU 88 (ot/A)
12-22-83	DU 76, NIU 54 (A)
12-18-84	DU 88, NIU 85 (A)
12-30-85	DU 89, NIU 79 (H)

Duke
DU leads series, 1-0

2-14-87	DU 85, NIU 68 (A)

Eastern Illinois
NIU leads series, 15-10

1958-59	NIU 31, EIU 25
1959-60	EIU 42, NIU 36
1-13-62	EIU 47, NIU 36 (A)
1-11-64	NIU 36, EIU 31 (A)
2-8-64	NIU 29, EIU 24 (A)
1-9-65	NIU 51, EIU 13 (H)
1-30-65	NIU 68, EIU 28 (A)
2-8-70	NIU 61, EIU 41 (N)
1970-71	NIU 57, EIU 32 (A)
1971-72	NIU 62, EIU 24 (A)
3-2-73	EIU 43, NIU 34 (N)
1973-74	NIU 36, EIU 31
2-8-75	EIU 47, NIU 36 (A)
2-28-76	EIU 41, NIU 40 (N)
2-26-77	EIU 65, NIU 53 (A)
3-4-77	EIU 73, NIU 58 (N)
2-25-78	EIU 75, NIU 45 (H)
2-16-80	EIU 87, NIU 60 (A)
2-25-81	NIU 70, EIU 63 (H)
12-6-85	EIU 87, NIU 65 (H)
1-16-93	NIU 85, EIU 58 (A)
2-17-93	NIU 103, EIU 57 (H)
3-11-93	NIU 102, EIU 51 (N)
12-30-93	NIU 96, EIU 61 (H)
2-3-94	NIU 84, EIU 67 (A)

Eastern Michigan
EMU leads series, 22-10

11-24-81	EMU 76, NIU 69 (H)
2-19-82	NIU 70, EMU 69 (N)
1-19-83	NIU 68, EMU 56 (A)-*
2-16-83	EMU 82, NIU 67 (H)-*
1-11-84	NIU 66, EMU 61 (H)-*
2-8-84	EMU 71, NIU 60 (A)-*
1-2-85	EMU 98, NIU 83 (A)-*
3-2-85	NIU 84, EMU 82 (H)-*
1-30-86	EMU 83, NIU 76 (H)-*
2-26-86	EMU 78, NIU 66 (A)-*
1-17-98	EMU 78, NIU 54 (A)-*
2-14-98	EMU 85, NIU 76 (H)-*
2-6-99	EMU 76, NIU 65 (H)-*
1-8-00	EMU 64, NIU 52 (H)-*
2-5-00	EMU 72, NIU 51 (A)-*
2-28-00	EMU 67, NIU 65 (A)-@
1-9-01	NIU 68, EMU 56 (A)-*
2-3-01	EMU 57, NIU 50 (H)-*
1-31-02	NIU 84, EMU 83 (ot/H)-*
2-18-03	EMU 62, NIU 43 (A)-*
2-14-04	EMU 63, NIU 56 (H)-*
1-8-05	NIU 55, EMU 53 (A)-*
1-26-05	EMU 61, NIU 53 (H)-*
1-7-06	EMU 73, NIU 59 (A)-*
1-15-06	EMU 63, NIU 37 (H)-*
1-3-07	EMU 68, NIU 80 (A)-*
2-14-07	NIU 82, EMU 68 (H)-*
1-9-08	EMU 61, NIU 42 (A)-*
3-1-08	EMU 64, NIU 57 (H)-*
1-17-09	NIU 69, EMU 62 (H)-*
2-21-09	EMU 53, NIU 49 (A)-*
1-16-10	EMU 72, NIU 63 (A)-*
2-27-10	EMU 78, NIU 72 (H)-*

Evansville
UE leads series, 2-1

12-2-85	NIU 80, UE 68 (N)
12-22-99	UE 79, NIU 58 (H)
12-21-00	UE 65, NIU 60 (A)

Florida International
FIU leads series, 1-0

12-29-05	FI 74, NIU 71 (A)

Florida State
Series tied, 1-1

2-22-92	FSU 99, NIU 74 (A)
2-9-93	NIU 86, FSU 80 (H)

Fresno State
NIU leads series, 1-0

12-4-92	NIU 93, FSU 74 (H)

Georgetown
GU leads series, 1-0

3-17-93	GU 76, NIU 74 (A)-#

George Williams
NIU leads series, 8-1

1957-58	NIU 43, GWC 8
1968-69	NIU 71, GWC 5 (H)
3-3-73	NIU 54, GWC 33 (N)
12-7-74	GWC 54, NIU 47 (A)
2-28-75	NIU 42, GWC 41 (N)
12-6-75	NIU 34, GWC 33 (A)
12-7-76	NIU 63, GWC 59 (ot/A)
12-3-77	NIU 72, GWC 56 (H)
2-18-80	NIU 93, GWC 69 (H)

Game notes:

* - MAC games
@ - MAC tournament games
\# - NCAA tournament games
mc - home games played at Rockford MetroCentre

RECORD VERSUS

Georgia
UG leads series, 1-0

12-19-81	UG 76, NIU 65 (N)

Georgia State
NIU leads series, 1-0

2-23-91	NIU 73, GSU 66 (N)

Holy Cross
CHC leads series, 1-0

12-28-96	CHC 78, NIU 59 (H)

Houston
UH leads series, 2-0

12-17-86	UH 102, NIU 95 (A)
3-21-91	UH 83, NIU 71 (N)

Illinois
NIU leads series, 14-12

1959-60	NIU 40, UI 27
2-20-65	NIU 42, UI 29 (H)
12-18-65	NIU 35, UI 27 (H)
12-17-66	UI 45, NIU 38 (A)
12-2-67	NIU 37, UI 22 (H)
12-9-67	NIU 28, UI 22 (N)
12-7-68	NIU 34, UI 15 (A)
12-6-69	NIU 55, UI 23 (H)
2-7-70	NIU 53, UI 31 (N)
1970-71	UI 42, NIU 41 (H)
2-12-72	NIU 72, UI 56 (H)
12-16-72	UI 45, NIU 44 (A)
3-4-73	UI 40, NIU 39 (N)
2-23-74	NIU 44, UI 32 (H)
2-22-75	UI 53, NIU 35 (A)
2-28-75	UI 46, NIU 44 (A)
2-24-76	UI 57, NIU 45 (H)
2-19-77	UI 65, NIU 26 (A)
2-21-81	UI 105, NIU 74 (A)
1-26-82	UI 75, NIU 61 (H)
11-27-82	NIU 75, UI 72 (N)
12-16-83	UI 79, NIU 46 (A)
1-5-89	NIU 92, UI 87 (A)
12-16-89	NIU 110, UI 93 (H)
11-29-05	UI 57, NIU 43 (A)
11-20-06	NIU 69, UI 63 (H)

Illinois Central
ICC leads series, 4-3

12-8-73	NIU 40, ICC 23 (H)
12-11-76	ICC 59, NIU 49 (A)
1-20-78	ICC 63, NIU 54 (H)
1-27-79	NIU 60, ICC 59 (A)
2-2-80	ICC 70, NIU 63 (A)
2-7-81	ICC 80, NIU 64 (A)
1-8-82	NIU 89, ICC 74 (H)

Illinois-Chicago
NIU leads series, 26-13

2-14-70	NIU 83, UIC 25 (N)
2-8-77	UIC 69, UIC 58 (A)
3-3-77	UIC 53, NIU 44 (H)
2-9-78	UIC 85, NIU 56 (H)
1-31-79	UIC 73, NIU 46 (A)
12-5-79	UIC 62, NIU 54 (H)
2-24-81	NIU 84, UIC 78 (A)
2-24-82	NIU 70, UIC 51 (H)
1-24-87	NIU 91, UIC 75 (A)
2-28-87	NIU 85, UIC 60 (H)
1-11-88	NIU 106, UIC 56 (H)
1-21-89	NIU 97, UIC 85 (H)
2-15-89	NIU 96, UIC 66 (A)
1-31-90	NIU 83, UIC 50 (A)
2-25-90	NIU 116, UIC 58 (H)
1-24-91	NIU 96, UIC 55 (H)
2-20-91	NIU 67, UIC 59 (A)
1-27-92	NIU 72, UIC 55 (A)
2-20-92	NIU 84, UIC 55 (H)
3-5-92	NIU 87, UIC 45 (H)
2-3-93	NIU 79, UIC 53 (H)
2-20-93	UIC 81, NIU 76 (A)
3-12-93	NIU 81, UIC 47 (N)
1-6-94	NIU 74, UIC 56 (A)
2-10-94	NIU 83, UIC 56 (H)

Gena Stubbs' accomplishments include more than 1,500 points plus a school-record 14 assists versus Minnesota on December 17, 1988.

3-11-94	NIU 86, UIC 64 (H)
1-23-95	UIC 81, NIU 70 (A)
3-1-95	UIC 69, NIU 67 (H)
1-27-96	NIU 80, UIC 77 (H)
2-22-96	UIC 53, NIU 46 (A)
1-25-97	NIU 73, UIC 66 (ot/A)
2-20-97	UIC 60, NIU 57 (H)
12-16-97	UIC 69, NIU 65 (H)
11-23-98	NIU 60, UIC 50 (H)
12-2-05	NIU 51, UIC 40 (H)
12-20-06	UIC 80, NIU 62 (A)
11-25-07	UIC 50, NIU 42 (A)
12-20-08	NIU 85, UIC 79 (H)
12-29-09	NIU 62, UIC 55 (H)

Illinois State
ISU leads series, 24-7

1957-58	ISU 41, NIU 39
1958-59	ISU 44, NIU 23
1-7-61	NIU 42, ISU 37 (H)
1-6-62	ISU 53, NIU 17 (H)
1-5-63	ISU 49, NIU 37 (H)
12-14-63	ISU 49, NIU 23 (A)
2-15-64	ISU 59, NIU 32 (H)
12-19-64	ISU 47, NIU 25 (H)
12-11-65	ISU 42, NIU 29 (A)
2-4-67	NIU 28, ISU 23 (H)
1-6-68	ISU 37, NIU 32 (H)
2-7-70	ISU 62, NIU 50 (A)
2-16-71	ISU 52, NIU 46 (A)
1971-72	NIU 60, ISU 39 (A)
3-5-72	ISU 65, NIU 63 (2ot/H)
2-14-73	ISU 54, NIU 23 (A)
1-26-74	ISU 43, NIU 24 (H)
3-1-74	ISU 52, NIU 41 (N)
2-18-75	ISU 61, NIU 18 (A)
3-1-79	NIU 60, ISU 66 (N)
2-16-81	ISU 74, NIU 56 (A)
2- 3-82	ISU 71, NIU 60 (H)
11-23-99	ISU 65, NIU 64 (A)
11-17-00	NIU 83, ISU 60 (H)
12-20-01	ISU 55, NIU 52 (A)
12-7-02	NIU 80, ISU 48 (A)
11-26-05	ISU 60, NIU 50 (A)
11-11-06	NIU 97, ISU 69 (H)
12-31-07	ISU 78, NIU 54 (A)
12-15-08	ISU 89, NIU 67 (H)
12-4-09	ISU 85, NIU 57 (A)

Game notes:

* - MAC games
@ - MAC tournament games
\# - NCAA tournament games
mc - home games played at Rockford MetroCentre

Indiana
IU leads series, 2-1

1970-71	IU 58, NIU 46 (H)
3-11-72	NIU 42, IU 35 (N)
2-10-73	IU 48, NIU 16 (A)

Indiana State
NIU leads series, 3-2

12-10-66	ISU 62, NIU 36 (A)
3-8-69	NIU 68, ISU 51 (N)
3-11-82	ISU 65, NIU 64 (A)
11-28-83	NIU 71, ISU 49 (A)
11-30-84	NIU 86, ISU 72 (H)

IPFW
NIU leads series, 2-0

1-4-06	NIU 73, IPFW 64 (H)
1-30-07	NIU 77, IPFW 55 (A)

IUPUI
IUPUI leads series 3-2

12-22-98	NIU 80, IUPUI 55 (H)
11-14-06	IUPUI 73, NIU 67 (H)
12-29-07	IUPUI 58, NIU 55 (H)
11-14-08	IUPUI 72, NIU 58 (H)
11-19-09	NIU 71, IUPUI 55 (A)

Iowa
UI leads series, 10-8

2-11-61	NIU 48, UI 40 (A)
2-10-68	UI 53, NIU 22 (A)
2-8-69	UI 54, NIU 37 (H)
3-7-70	UI 51, NIU 39 (A)
1-9-71	NIU 43, UI 34 (H)
12-11-71	NIU 62, UI 45 (A)
12-9-72	UI 47, NIU 29 (H)
12-1-73	UI 53, NIU 33 (A)
12-14-74	UI 58, NIU 37 (H)
1-31-76	NIU 54, UI 53 (A)
2-4-78	UI 96, NIU 44 (H)
1-5-82	NIU 69, UI 57 (A)
12-30-82	NIU 74, UI 71 (H)
12-31-83	NIU 69, UI 65 (N)
12-6-87	UI 81, NIU 73 (H)
1-26-93	UI 92, NIU 59 (A)
1-25-94	NIU 59, UI 56 (H)
12-8-07	UI 87, NIU 43 (A)

Iowa State
ISU leads series, 1-0

12-1-98	ISU 81, NIU 43 (A)

Iowa Wesleyan
IWU leads series, 1-0

12-9-67	IWU 33, NIU 19 (N)

Kansas
NIU leads series, 1-0

12-29-06	NIU 82, KU 74 (A)

Kansas State
KSU leads series, 4-0

12-29-84	KSU 85, NIU 70 (A)
12-7-85	KSU 69, NIU 65 (H)
12-28-02	KSU 63, NIU 58 (H)
12-2-03	KSU 60, NIU 41 (A)

Kent State
KSU leads series, 17-9

1-2-82	KSU 60, NIU 55 (H)
1-29-83	KSU 69, NIU 60 (A)-*
2-26-83	NIU 63, KSU 55 (H)-*
1-25-84	NIU 64, KSU 55 (H)-*
2-18-84	KSU 57, NIU 56 (A)-*
1-12-85	NIU 77, KSU 72 (A)-*
2-9-85	NIU 84, KSU 68 (H/mc)-*
1-4-86	NIU 84, KSU 75 (H)-*
2-1-86	KSU 80, NIU 57 (A)-*
12-9-88	NIU 107, KSU 86 (N)
1-3-98	KSU 96, NIU 61 (A)-*
1-6-99	KSU 64, NIU 41 (H)-*
2-9-99	KSU 74, NIU 47 (A)-*
2-13-00	KSU 66, NIU 61 (H)-*
2-8-01	KSU 80, NIU 68 (A)-*
2-6-02	KSU 70, NIU 68 (H)-*
1-18-03	KSU 76, NIU 72 (A)-*
1-24-04	NIU 56, KSU 55 (H)-*
2-9-05	KSU 61, NIU 48 (A)-*
2-11-06	KSU 68, NIU 58 (H)-*
2-7-07	KSU 78, NIU 71 (A)-*
3-6-07	NIU 72, KSU 68 (N)-*@
2-13-08	NIU 83, KSU 74 (H)-*
3-10-08	KSU 75, NIU 67 (N)-*@
2-07-09	KSU 67, NIU 50 (A)-*
1-30-10	KSU 80, NIU 71 (H)-*

Lake Forest
NIU leads series, 1-0

2-22-64	NIU 39, LFC 23 (A)

La Salle
NIU leads series, 2-0

2-9-95	NIU 84, LU 70 (A)
3-11-95	NIU 80, LU 77 (ot/H)

Lewis
NIU leads series, 4-0

12-6-78	NIU 76, LU 70 (ot/H)
1-22-79	NIU 84, LU 77 (A)
1-26-81	NIU 86, LU 58 (H)
12-30-81	NIU 80, LU 74 (A)

Long Beach State
NIU leads series, 1-0

11-24-01	NIU 73, LBSU 66 (ot/N)

Louisiana Tech
NIU leads series, 1-0

3-18-92	NIU 77, LTU 71 (ot/H)-*

Louisville
Series tied, 1-1

12-8-84	UL 69, NIU 66 (H)
2-24-91	NIU 63, UL 60 (N)

Loyola-Chicago
NIU leads series, 11-6

1-16-80	NIU 75, LUC 68 (H)
12-15-80	LUC 93, NIU 74 (A)
1-9-81	NIU 62, LUC 61 (H)

Toby Meeks was a key member of the Huskies' 1989-90 team which won the North Star Conference tournament and advanced to the NCAA Championships.

RECORD VERSUS

1-30-82	NIU 61, LUC 58 (H)
12-19-82	LUC 74, NIU 73 (A)
12-18-85	LUC 87, NIU 49 (A)
1-15-87	NIU 82, LUC 69 (H)
1-31-94	NIU 72, LUC 66 (A)
1-14-95	NIU 91, LUC 53 (A)
2-25-95	NIU 103, LUC 59 (H)
1-17-96	NIU 78, LUC 76 (H)
2-15-96	LUC 54, NIU 53 (A)
1-16-97	NIU 77, LUC 54 (A)
2-12-97	LUC 75, NIU 69 (H)
12-21-03	NIU 77, LUC 60 (H)
12-1-04	LUC 72, NIU 54 (A)
12-17-09	NIU 75, LUC 65 (ot/A)

Loyola Marymount
LMU leads series, 1-0

11-26-93	LMU 68, NIU 60 (N)

Maine
NIU leads series, 1-0

11-26-94	NIU 63, UM 56 (A)

Manhattan College
Series tied, 1-1

12-21-91	MC 69, NIU 62 (A)
1-4-93	NIU 109, MC 56 (H)

Marquette
NIU leads series, 9-1

2-5-80	NIU 69, MU 65 (A)
11-29-80	NIU 87, MU 75 (H)
11-28-81	NIU 75, MU 61 (A)
12-8-82	NIU 103, MU 53 (H)
1-17-87	MU 85, NIU 75 (A)
2-19-87	NIU 85, MU 60 (H)
1-18-88	NIU 88, MU 67 (H)
2-13-88	NIU 69, MU 67 (A)
2-4-89	NIU 93, MU 62 (A)
2-25-89	NIU 109, MU 89 (H)

Marshall
NIU leads series, 7-2

1-8-98	NIU 84, MU 68 (H)-*
1-31-98	NIU 86, MU 82 (ot/A)-*
2-17-99	NIU 63, MU 50 (H)-*
1-5-00	NIU 59, MU 56 (A)-*
1-6-01	NIU 66, MU 56 (H)-*
1-2-02	NIU 79, MU 55 (A)-*
1-25-03	NIU 81, MU 74 (H)-*
3-8-03	MU 70, NIU 58 (H)-@
2-22-04	MU 58, NIU 55 (A)-*

Marycrest
NIU leads series, 2-0

12-15-79	NIU 68, MC 58 (A)
1-24-81	NIU 86, MC 59 (H)

McNeese State
NIU leads series, 1-0

12-20-80	NIU 2, MSU 0 (FF / N)

Memphis State
MSU leads series, 2-0

12-18-80	MSU 107, NIU 74 (A)
12-17-81	MSU 83, NIU 52 (A)

Miami (Florida)
Series tied, 1-1

2-9-87	NIU 77, UM 72 (H)
2-6-88	UM 88, NIU 80 (A)

Miami (Ohio)
MU leads series, 15-12

1-9-82	NIU 57, MU 52 (H)
2-20-82	MU 58, NIU 56 (N)
2-2-83	MU 76, NIU 73 (H)-*
3-2-83	MU 69, NIU 52 (A)-*
1-18-84	NIU 76, MU 50 (A)-*
2-15-84	NIU 95, MU 67 (H)-*
1-19-85	MU 102, NIU 94 (3ot/A)-*
2-16-85	MU 65, NIU 60 (H)-*
1-11-86	MU 68, NIU 64 (H)-*
2-8-86	MU 79, NIU 76 (A)-*

Amanda Reese stands second in school history with 451 career assists. She also is one of 21 players to score more than 1,000 points in a Huskie uniform.

12-6-91	NIU 83, MU 75 (H)
2-7-98	MU 77, NIU 58 (H)-*
12-30-98	MU 76, NIU 63 (A)-*
2-13-99	NIU 64, MU 48 (H)-*
1-13-00	MU 85, NIU 69 (A)-*
1-20-01	NIU 63, MU 50 (H)-*
1-19-02	NIU 74, MU 61 (A)-*
2-13-03	MU 70, NIU 64 (H)-*
1-21-04	MU 75, NIU 67 (A)-*
2-12-05	MU 71, NIU 68 (H)-*
2-4-06	NIU 51, MU 49 (A)-*
3-4-06	NIU 73, MU 65 (H)-*
2-3-07	NIU 82, MU 70 (H)-*
1-26-08	NIU 75, MU 74 (A)-*
2-11-09	NIU 80, MU 66 (H)-*
1-27-10	MU 96, NIU 51 (A)-*
3-6-10	MU 67, NIU 66 (A)-@

Michigan
UM leads series, 2-1

1-24-88	NIU 81, UM 78 (H)
12-31-95	NIU 81, UM 69 (H)
11-25-00	UM 78, NIU 57 (N)

Michigan State
NIU leads series, 3-2

3-10-72	NIU 64, MSU 34 (N)
12-11-82	NIU 73, MSU 57 (A)
12-8-90	MSU 78, NIU 69 (A)
11-24-91	NIU 58, MSU 55 (H)
11-21-07	MSU 67, NIU 40 (H)

Minnesota
UM leads series, 3-2

12-1-82	UM 91, NIU 70 (A)
11-28-86	UM 87, NIU 71 (A)
12-17-88	NIU 104, UM 75 (H)
11-28-89	NIU 98, UM 75 (A)
11-26-95	UM 88, NIU 71 (A)

Mississippi College
NIU leads series, 1-0

11-29-85	NIU 91, MC 88 (N)

Mississippi State
MSU leads series, 2-0

12-19-90	MSU 85, NIU 78 (N)
12-18-81	MSU 83, NIU 65 (N)

Missouri
UM leads series, 2-0

12-30-87	UM 78, NIU 76 (A)
11-19-04	UM 68, NIU 61 (N)

Missouri-St. Louis
NIU leads series, 2-0

2-2-79	NIU 74, UMSL 64 (A)
12-11-79	NIU 86, UMSL 61 (H)

Monmouth (NJ)
NIU leads series, 1-0

12-29-83	NIU 77, MC 53 (N)

Montana State
Series tied, 1-1

12-3-99	NIU 57, MSU 55 (H)
11-29-02	MSU 71. NIU 61 (A)

National College of Education
NIU leads series, 1-0

3-7-82	NIU 72, NCE 69 (N)

Nebraska
Series tied, 2-2

1-6-90	NIU 93, UN 69 (A)
12-5-90	NIU 87, UN 84 (H)
12-30-97	UN 95, NIU 57 (A)
12-13-09	UN 69, NIU 44 (A)

UNLV
UNLV leads series, 1-0

12-10-88	UNLV 78, NIU 71 (A)

New Mexico State
Series tied, 1-1

12-1-01	NIU 65, NMSU 58 (H)
12-28-03	NMSU 60, NIU 55 (A)

New Orleans
NIU leads series, 1-0

12-30-88	NIU 78, UNO 73 (A)

North Carolina-Charlotte
NIU leads series, 1-0

12-5-87	NIU 103, UNCC 89 (H)

North Carolina State
NCSU leads series, 2-1

2-16-87	NCSU 84, NIU 68 (A)
12-4-88	NIU 78, NCSU 72 (H)
11-24-00	NCSU 68, NIU 39 (N)

North Central
NIU leads series, 1-0

12-6-80	NIU 93, NCC 79 (H)

North Dakota State
NIU leads series, 1-0

11-18-05	NIU 67, NDSU 62 (H)

North Texas
UNT leads series, 1-0

12-7-96	UNT 75, NIU 70 (N)

Northeast Missouri State
NIU leads series, 2-1

2-2-79	NIU 93, NMSU 84 (A)
1-11-80	NIU 90, NMSU 78 (H)
1-12-80	NMSU 73, NIU 65 (H)

Northeastern Illinois
NIU leads series, 4-0

1970-71	NIU 75, NEIU 25 (H)
3-1-74	NIU 53, NEIU 46 (N)
12-2-83	NIU 66, NEIU 58 (H)
12-7-84	NIU 73, NEIU 53 (H)

Game notes:

* - MAC games
@ - MAC tournament games
\# - NCAA tournament games
mc - home games played at Rockford MetroCentre

Northern Iowa
UNI leads series, 9-6

12-12-64	UNI 48, NIU 26 (A)
2-19-66	UNI 29, NIU 27 (ot / H)
1970-71	UNI 51, NIU 42 (A)
12-17-79	NIU 84, UNI 62 (A)
1-8-81	NIU 86, UNI 76 (H)
1-17-81	UNI 74, NIU 64 (N)
1-15-82	NIU 58, UNI 51 (H)
12-5-86	NIU 86, UNI 72 (H)
12-3-97	UNI 91, NIU 70 (H)
11-29-98	UNI 76, NIU 48 (A)
12-30-02	UNI 67, NIU 52 (H)
11-26-04	UNI 74, NIU 60 (A)
12-20-07	NIU 61, UNI 46 (H)
12-03-08	NIU 58, UNI 46 (A)
12-2-09	UNI 71, NIU 65 (H)

Northwestern
NU leads series, 19-11

1959-60	NIU 29, NU 27 (N)
2-18-61	NIU 77, NU 41 (N)
1-18-62	NIU 44, NU 16 (H)
2-5-66	NIU 86, NU 7 (H)
2-3-68	NU 31, NIU 29 (H)
2-20-69	NIU 41, NU 35 (A)
2-11-70	NIU 49, NU 32 (H)
3-5-76	NIU 50, NU 41 (N)
12-5-78	NU 85, NIU 57 (H)
2-28-80	NU 93, NIU 74 (A)
1-7-81	NU 96, NIU 59 (A)
3-6-81	NU 70, NIU 58 (N)
12-5-84	NIU 84, NU 83 (A)
11-25-86	NU 84, NIU 62 (H)
1-7-87	NU 77, NIU 57 (A)
2-9-88	NU 82, NIU 67 (H)
12-6-88	NU 83, NIU 78 (A)
12-5-89	NIU 99, NU 74 (H)
2-12-91	NU 91, NIU 66 (A)
2-25-92	NU 95, NIU 75 (H)
2-8-94	NU 76, NIU 62 (A)
2-14-95	NU 89, NIU 77 (H)
2-20-96	NU 74, NIU 58 (A)
2-18-97	NU 97, NIU 78 (H)
2-17-98	NU 75, NIU 60 (A)
11-29-98	NU 74, NIU 60 (H)
11-19-99	NU 68, NIU 57 (A)
11-20-00	NU 77, NIU 63 (H)
11-18-01	NIU 68, NIU 63 (A)
12-2-06	NIU 70, NU 54 (A)

Kristin Wiener is one of three Huskies to have started all 28 games during the 2004-05 season.

RECORD VERSUS

Notre Dame
UND leads series, 9-6

2-14-76	NIU 52, UND 26 (H)
2-5-77	UND 55, NU 43 (A)
2-11-78	NIU 65, UND 58 (A)
1-12-79	UND 62, NIU 60 (H)
12-12-81	UND 67, NIU 52 *A(
12-13-84	UND 71, NIU 60 (H)
12-15-85	UND 88, NIU 65 (A)
1-13-87	NIU 81, UND 71 (H)
2-24-87	UND 82, NIU 66 (A)
1-14-88	UND 89, NIU 66 (A)
3-9-88	NIU 95, UND 74 (H)
3-23-91	NIU 84, UND 82 (N)
2-23-95	UND 58, NIU 51 (H)
3-10-95	NIU 87, UND 64 (H)
12-30-04	UND 73, NIU 49 (H)

Ohio
Series tied, 13-13

2-12-82	OU 72, NIU 57 (A)
2-18-82	NIU 78, OU 59 (N)
1-8-83	NIU 79, OU 61 (H)-*
2-5-83	OU 66, NIU 62 (A)-*
2-1-84	OU 96, NIU 79 (A)-*
2-29-84	OU 65, NIU 62 (H)-*
1-23-85	NIU 86, OU 81 (H/mc)-*
2-20-85	NIU 95, OU 77 (A)-*
1-2-86	OU 83, NIU 69 (H)-*
3-1-86	OU 77, NIU 45 (A)-*
12-1-91	NIU 73, OU 63 (N)
1-10-98	OU 88, NIU 64 (H)-*
1-29-98	OU 81, NIU 73 (A)-*
1-9-99	NIU 74, OU 67 (H)-*
2-20-99	NIU 72, OU 62 (A)-*
1-22-00	OU 77, NIU 67 (H)-*
2-10-01	NIU 102, OU 92 (2ot/A)-*
2-10-02	NIU 66, OU 57 (H)-*
1-29-03	NIU 61, OU 60 (A)-*
1-17-04	NIU 78, OU 71 (H)-*
2-19-05	OU 71, NIU 64 (A)-*
1-28-06	OU 74, NIU 62 (H)-*
1-23-07	OU 72, NIU 70 (A)-*
3-3-08	OU 72, NIU 68 (H)-*
1-24-09	NIU 67, OU 59 (A)-*
2-10-10	NIU 68, OU 61 (H)-*

Ohio State
OSU leads series, 2-0

1-5-87	OSU 86, NIU 66 (A)
12-1-87	OSU 89, NIU 73 (H)

Old Dominion
ODU leads series, 2-0

12-6-86	ODU 89, NIU 71 (H)
11-26-89	ODU 81, NIU 69 (A)

Olivet Nazarene
ONU leads series, 1-0

3-2-73	ONU 2, NIU 0 (FF / N)

Oregon
UO leads series, 1-0

11-27-93	UO 73, NIU 64 (N)

Pacific
UOP leads series, 1-0

12-1-00	UOP 84, NIU 62 (H)

Princeton
PU leads series, 1-0

11-25-95	PU 83, NIU 55 (N)

Principia
NIU leads series, 2-0

1-12-63	NIU 55, PC 17 (N)
3-3-73	NIU 37, PC 29 (N)

Game notes:

* - MAC games
@ - MAC tournament games
\# - NCAA tournament games
mc - home games played at Rockford MetroCentre

Providence
NIU leads series, 1-0

12-22-84	NIU 79, PC 77 (N)

Purdue
PU leads series, 7-1

3-8-69	PU 47, NIU 38 (A)
12-4-71	NIU 58, PU 35 (H)
12-2-72	PU 54, NIU 17 (A)
3-18-90	PU 86, NIU 81 (A)-#
12 -7-91	PU 83, NIU 68 (H)
3-22-92	PU 98, NIU 62 (A)-#
12-5-97	PU 75, NIU 45 (H)
12-4-98	PU 83, NIU 55 (A)

Quincy
NIU leads series, 1-0

3-2-72	NIU 47, QC 36 (N)

Saint Josephs
NIU leads series 1-0

12-9-07	NIU 90, SJU 82 (H)

Saint Xavier
NIU leads series, 1-0

11-10-08	NIU 73, SXU 67 (H)

Saint Louis
NIU leads series, 2-0

12-18-03	NIU 67, SIU 61 (H)
12-18-04	NIU 67, SLU 64 (A)

San Diego
NIU leads series, 1-0

1-5-88	NIU 79, USD 69 (A)

San Diego State
Series tied, 1-1

1-2-88	SDSU 103, NIU 92 (A)
1-3-90	NIU 99, SDSU 79 (A)

San Francisco
USF lead series, 2-0

12-19-98	USF 66, NIU 51 (A)
11-26-99	USF 56, NIU 49 (H)

San Jose State
NIU leads series, 1-0

11-30-02	NIU 78, SJSU 72 (N)

Santa Clara
SCU leads series, 2-0

12-17-98	SCU 64, NIU 51 (A)
12-18-00	SCU 62, NIU 50 (H)

South Alabama
NIU leads series, 1-0

11-23-90	NIU 75, USA 71 (N)

South Carolina
USC leads series, 3-0

11-28-85	USC 86, NIU 66 (A)
12-3-87	USC 83, NIU 71 (H)
12-3-89	USC 87, NIU 84 (ot/H)

South Dakota State
SDSU leads series, 1-0

12-4-05	SDSU 67, NIU 42 (H)

Southeast Missouri State
NIU leads series, 2-1

1-14-82	NIU 91, SMSU 44 (H)
12-5-01	NIU 71, SMSU 63 (H)
12-15-03	SMSU 59, NIU 57 (A)

Southeastern Louisiana
SLU leads series, 1-0

12-1-95	SLU 70, NIU 69 (N)

Southern California
USC leads series, 2-0

12-19-92	USC 91, NIU 64 (A)
12-1-93	USC 90, NIU 79 (H)

Stephanie Raymond scored 20 points, dished out three assists, and made seven steals in leading NIU to a 61-43 victory over Southern Illinois on Nov. 20, 2004.

Southern Illinois
NIU leads series, 12-11

1958-59	NIU 56, SIU 36
1-29-66	NIU 31, SIU 23 (A)
2-13-65	SIU 32, NIU 19 (N)
2-17-68	NIU 38, SIU 29 (H)
3-1-69	SIU 64, NIU 19 (A)
2-9-74	SIU 31, NIU 27 (A)
2-16-75	SIU 69, NIU 40 (H)
2-7-76	SIU 66, NIU 20 (A)
2-12-77	SIU 75, NIU 47 (H)
2-14-81	SIU 70, NIU 62 (A)
2-27-82	SIU 88, NIU 76 (H)
2-2-87	SIU 87, NIU 60 (A)
2-27-88	NIU 79, SIU 67 (H)
2-20-89	SIU 71, NIU 63 (ot/A)
12-18-89	NIU 91, SIU 68 (H)
11-28-90	NIU 77, SIU 71 (ot/A)
1-15-92	NIU 87, SIU 84 (H)
12-1-92	NIU 84, SIU 80 (A)
12-17-93	NIU 94, SIU 56 (H)
12-8-94	SIU 87, NIU 57 (A)
11-20-04	NIU 61, SIU 43 (N)
12-28-08	NIU 67, SIU 55 (A)
11-22-09	NIU 74, SIU 65 (H)

Southern Illinois-Edwardsville
NIU leads series, 4-2

3-6-76	SIUE 50, NIU 41 (N)
2-18-78	SIUE 74, NIU 66 (H)
2-17-79	NIU 65, SIUE 56 (A)
1-12-80	NIU 95, SIUE 56 (H)
1-10-81	NIU 67, SIUE 47 (H)
1-2-05	NIU 55, SIUE 39 (H)

Missouri State
MSU leads series, 1-0

3-16-94	MSU 75, NIU 56 (A)-#

Southwest Texas State
STSU leads series, 1-0

12-6-96	STSU 79, NIU 55 (A)

Stephen F. Austin State
SFASU leads series, 2-1

12-20-89	SFASU 90, NIU 65 (N)
12-18-90	SFASU 96, NIU 76 (A)
12-16-91	NIU 73, SFASU 55 (H)

Stetson
NIU leads series, 2-0

1-1-84	NIU 91, SU 61 (N)
12-22-97	NIU 70, SU 64 (A)

Tennessee
UT leads series, 3-0

12-20-87	UT 103, NIU 76 (A)
2-5-90	UT 83, NIU 62 (A)
1-24-92	UT 78, NIU 61 (H)

Texas A&M
TAMU leads series, 1-0

12-21-86	TAMU 85, NIU 69 (A)

Texas-El Paso
Series tied, 1-1

12-30-03	NIU 62, UTEP 59 (A)
12-21-04	UTEP 63, NIU 48 (H)

Texas-San Antonio
NIU leads series, 1-0

2-22-91	NIU 103, UTSA 73 (N)

Texas Tech
NIU leads series, 1-0

3-14-90	NIU 84, TTU 63 (H)-#

Toledo
UT leads series, 21-15

12-13-81	NIU 70, UT 60 (H)
1-22-83	UT 70, NIU 67 (H)-*
2-19-83	UT 66, NIU 61 (A)-*
1-14-84	UT 71, NIU 70 (ot/A)-*
2-11-84	UT 69, NIU 61 (H)-*
1-5-85	NIU 104, UT 59 (H)-*
2-2-85	UT 63, NIU 62 (A)-*
1-30-86	NIU 68, UT 59 (A)-*
2-26-86	NIU 64, UT 50 (H)-*
1-21-87	NIU 71, UT 56 (H)
1-20-88	UT 65, NIU 50 (A)
1-14-98	UT 86, NIU 72 (H)-*
2-11-98	UT 82, NIU 61 (A)-*
1-30-99	UT 66, NIU 44 (A)-*
2-2-00	NIU 61, UT 60 (H)-*
2-25-00	UT 70, NIU 55 (A)-*
1-16-01	UT 73, NIU 45 (A)-*
2-14-01	UT 70, NIU 51 (H)-*
3-9-01	UT 58, NIU 38 (N)-@
1-5-02	UT 61, NIU 60 (H)-*
2-14-02	UT 60, NIU 53 (A)-*
3-6-02	NIU 58, UT 48 (N)-@
3-1-03	NIU 69, UT 57 (H)-*
1-31-04	UT 62, NIU 60 (A)-*
1-11-05	NIU 63, UT 60 (A)-*
2-16-05	UT 64, NIU 55 (H)-*
3-5-05	UT 76, NIU 61 (A)-@
1-14-06	NIU 71, UT 60 (H)-*
2-22-06	NIU 59, UT 52 (A)-*
1-10-07	NIU 65, UT 58 (A)-*

Jamie Wilson scored a total of 39 points in three meetings with the Toledo Rockets during the 2004-05 campaign.

RECORD VERSUS

2-21-07	NIU 73, UT 70 (H)-*
1-23-08	NIU 69, UT 49 (H)-*
1-10-09	UT 78, NIU 66 (A)-*
2-24-09	UT 72, NIU 68 (H)-*
1-6-10	UT 71, NIU 66 (A)-*
2-20-10	NIU 73, UT 67 (H)-*

Tulane
Tulane leads series 1-0

11-22-07	Tulane 70, NIU 57 (H)

Upper Iowa
NIU leads series, 2-0

1-13-79	NIU 84, UIU 52 (H)
1-11-80	NIU 70, UIU 50 (H)

Utah
NIU leads series, 2-1

12-21-89	NIU 95, UU 91 (ot/N)
1-6-92	UU 85, NIU 78 (ot/A)
1-2-93	NIU 85, UU 69 (H)

UMBC
UMBC leads series,1-0

11-21-08	UMBC 88, NIU 73 (N)

Valparaiso
NIU leads series, 19-1

2-9-63	NIU 44, VU 14 (N)
2-29-64	NIU 42, VU 30 (A)
12-13-75	NIU 70, VU 45 (H)
12-4-76	NIU 59, VU 18 (H)
2-2-88	NIU 93, VU 73 (H)
3-3-88	NIU 112, VU 84 (A)
1-26-89	NIU 103, VU 65 (H)
2-23-89	NIU 108, VU 64 (A)
1-22-90	NIU 110, VU 94 (A)
2-20-90	NIU 122, VU 87 (H)
3-9-90	NIU 102, VU 79 (H)
1-21-91	NIU 95, VU 82 (A)
2-18-91	NIU 120, VU 97 (H)
1-21-92	NIU 102, VU 84 (H)
2-18-92	VU 101, NIU 91 (A)
3-6-92	NIU 87, VU 72 (H)
1-10-93	NIU 102, VU 85 (H)
2-13-93	NIU 91, VU 80 (A)
1-9-94	NIU 100, VU 79 (A)
2-12-94	NIU 101, VU 92 (H)

Vanderbilt
VU leads series, 4-0

12-21-84	VU 94, NIU 68 (N)
1-29-90	VU 87, NIU 83 (A)
1-3-91	VU 79, NIU 65 (H)
3-17-95	VU 90, NIU 44 (A)-#

Wagner
NIU leads series, 1-0

11-22-08	NIU 70, UW 56 (N)

Washington
UW leads series, 2-1

12-2-90	NIU 82, UW 75 (H)
11-30-91	UW 101, NIU 91 (2 ot/N)
12-3-94	UW 69, NIU 35 (N)

Washington State
NIU leads series, 1-0

3-17-72	NIU 50, WSU 43 (N)

Wayne (MI) State
WSU leads series, 2-0

12-21-78	WSU 73, NIU 55 (H)
2-22-80	WSU 85, NIU 72 (A)

West Virginia
WVU leads series, 1-0

12-29-90	WVU 85, NIU 79 (N)

West Chester State
WCSU leads series, 1-0

3-18-72	WCSU 66, NIU 54 (N)

Western Illinois
NIU leads series, 23-16

1-27-68	NIU 35, WIU 23 (A)
1-27-68	NIU 41, WIU 18 (A)
2-8-70	NIU 47, WIU 43 (N)
2-28-70	NIU 52, WIU 30 (H)
2-5-72	NIU 60, WIU 51 (A)
3-4-72	NIU 62, WIU 38 (A)
3-11-72	NIU 54, WIU 38 (N)
1-6-73	WIU 50, NIU 17 (H)
1-19-74	WIU 45, NIU 37 (A)
1-18-75	WIU 78, NIU 39 (H)
1-24-76	WIU 69, NIU 55 (A)
1-22-77	WIU 80, NIU 51 (H)
1-21-78	WIU 82, NIU 39 (A)
3-2-78	WIU 83, NIU 53 (N)
12-1-78	WIU 83, NIU 59 (H)
12-8-79	WIU 89, NIU 81 (A)
1-31-81	WIU 72, NIU 66 (H)
12-4-81	NIU 73, WIU 70 (A)
3-6-82	NIU 70, WIU 40 (A)
12-4-82	NIU 106, WIU 52 (H)
12-2-86	NIU 88, WIU 61 (H)
12-12-87	NIU 76, WIU 50 (A)
12-1-88	NIU 81, WIU 50 (H)
1-25-90	NIU 92, WIU 70 (A)
1-28-93	NIU 95, WIU 75 (H)
3-4-93	NIU 102, WIU 70 (A)
1-13-94	NIU 61, WIU 52 (H)
2-19-94	NIU 79, WIU 58 (A)
11-20-98	NIU 72, WIU 63 (H)
12-12-99	WIU 63, NIU 48 (A)
12-30-00	NIU 50, WIU 41 (H)
12-29-01	WIU 70, NIU 52 (A)
11-29-03	WIU 61, NIU 56 (H)
12-12-04	WIU 64, NIU 56 (A)
11-20-05	WIU 50, NIU 34 (A)
12-7-07	NIU 62, WIU 45 (H)
11-15-07	NIU 60, WIU 59 (H)
11-18-08	NIU 78, WIU 48 (A)
11-17-09	WIU 50, NIU 48 (H)

Western Kentucky
WKU leads series, 2-0

12-17-95	WKU 76, NIU 55 (A)
1-6-97	WKU 81, NIU 77 (H)

Western Michigan
WMU leads series, 25-17

2-15-69	NIU 42, WMU 18 (H)
2-21-70	NIU 40, WMU 33 (A)
1970-71	NIU 56, WMU 30 (H)
2-26-72	WMU 68, NIU 57 (A)
2-17-73	WMU 65, NIU 31 (H)
2-1-75	WMU 86, NIU 31 (A)
12-14-79	WMU 69, NIU 63 (H)
1-28-81	WMU 74, NIU 63 (A)
1-29-82	NIU 69, WMU 60 (H)
1-5-83	NIU 73, WMU 66 (A)-*
3-5-83	NIU 65, WMU 62 (H)-*
1-28-84	NIU 74, WMU 73 (H)-*
2-25-84	WMU 75, NIU 69 (A)-*
1-9-85	NIU 84, WMU 65 (H)-*
2-6-85	WMU 75, NIU 73 (A)-*
1-15-86	NIU 82, WMU 73 (A)-*
2-12-86	WMU 96, NIU 88 (H)-*
12-1-90	NIU 95, WMU 74 (H)
12-1-97	WMU 83, NIU 71 (A)-*
2-23-98	WMU 86, NIU 74 (H)-*
2-3-99	WMU 67, NIU 51 (A)-*
1-29-00	WMU 74, NIU 64 (A)-*
2-19-00	WMU 65, NIU 48 (H)-*
2-19-01	NIU 75, WMU 65 (H)-*
2-24-01	WMU 67, NIU 66 (A)-*
1-16-02	WMU 73, NIU 59 (A)-*
2-23-02	NIU 69, WMU 58 (H)-*
1-16-03	WMU 81, NIU 48 (A)-*
3-4-03	WMU 83, NIU 67 (H)-*
1-7-04	WMU 80, NIU 73 (A)-*
2-3-04	WMU 79, NIU 69 (H)-*
2-22-05	WMU 59, NIU 56 (H)-*
1-18-06	WMU 78, NIU 65 (A)-*
2-26-06	WMU 89, NIU 86 (H)-*
1-13-07	NIU 79, WMU 73 (H)-*
2-25-07	WMU 67, NIU 56 (H)-*
1-19-08	WMU 75, NIU 51 (A)-*
2-27-08	NIU 67, WMU 65 (H)-*
1-14-09	NIU 71, WMU 65 (H)-*
3-7-09	NIU 73, WMU 69 (A)-*
1-12-10	NIU 73, WMU 47 (H)-*
3-2-10	WMU 54, NIU 47 (A)-*

Wheaton (IL)
NIU leads series, 10-5

12-10-60	NIU 47, WC 26
12- 9-61	NIU 30, WC 15 (A)
1-10-63	NIU 45, WC 20 (A)
12-7-63	WC 39, NIU 25 (H)
12-9-64	WC 29, NIU 15 (A)
12-13-65	NIU 36, WC 30 (A)
2-12-66	NIU 39, WC 36 (N)
12-12-66	WC 45, NIU 31 (A)
1-7-67	WC 38, NIU 29 (H)
12-7-67	WC 26, NIU 23 (A)
12-13-68	NIU 34, WC 33 (A)
1-7-70	NIU 56, WC 33 (H)
2-6-71	NIU 37, WC 20 (A)
2-23-72	NIU 92, WC 24 (H)
2-24-73	NIU 43, WC 29 (H)

Wichita State
NIU leads series, 1-0

12-19-05	WS 76, NIU 69 (A)

William Penn (IA)
WPC leads series, 1-0

1-16-81	WPC 68, NIU 59 (A)

Wisconsin
UW leads series, 8-5

12-8-62	UW 34, NIU 24 (A)
2-6-65	NIU 37, UW 27 (A)
1-13-73	NIU 32, UW 25 (A)
1-31-74	NIU 37, UW 29 (A)
1-23-75	UW 42, NIU 27 (H)
2-21-76	UW 46, NIU 36 (A)
1-15-77	UW 56, NIU 52 (H)
1-17-78	UW 100, NIU 42 (A)
12-3-80	UW 87, NIU 72 (H)
12-2-81	UW 74, NIU 72 (A)
11-22-02	NIU 49, UW 47 (H)
11-23-03	NIU 68, UW 65 (A)
12-07-08	UW 70, NIU 64 (A)

Wisconsin-Green Bay
NIU leads series, 13-12

2-22-87	UWGB 99, NIU 91 (H)
2-2-89	NIU 75, UWGB 61 (A)
3-5-89	UWGB 85, NIU 63 (H)
2-3-90	NIU 84, UWGB 60 (H)
3-4-90	NIU 96, UWGB 68 (A)
1-31-91	NIU 81, UWGB 80 (H)
3-2-91	UWGB 91, NIU 79 (A)
1-31-92	UWGB 62, NIU 57 (A)
2-27-92	UWGB 75, NIU 65 (H)
3-7-92	NIU 84, UWGB 66 (H)
1-14-93	NIU 85, UWGB 76 (H)
2-6-93	NIU 71, UWGB 68 (A)
3-13-93	NIU 75, UWGB 68 (A)
1-20-94	NIU 81, UWGB 73 (H)
2-22-94	NIU 66, UWGB 60 (A)
3-12-94	UWGB 73, NIU 70 (H)
1-19-95	NIU 60, UWGB 57 (H)
2-18-95	NIU 63, UWGB 61 (A)
3-9-95	NIU 68, UWGB 64 (H)
1-3-96	UWGB 67, NIU 52 (A)
2-29-96	UWGB 68, NIU 62 (H)
1-2-97	UWGB 64, NIU 63 (H)
2-27-97	UWGB 72, NIU 58 (A)
11-20-05	UWGB 73, NIU 67 (H)
11-28-07	UWGB 76, NIU 54 (A)

Wisconsin-La Crosse
NIU leads series, 2-1

1970-71	NIU 64, UWL 52 (A)
2-19-72	NIU 61, UWL 48 (H)
2-16-74	UWL 70, NIU 27 (A)

Milwaukee
NIU leads series, 10-8

12-13-80	NIU 72, UWM 58 (H)
2-5-91	NIU 112, UWM 64 (H)
2-11-92	NIU 83, UWM 76 (A)
1-22-94	NIU 85, UWM 75 (H)
2-27-94	NIU 77, UWM 68 (A)
1-21-95	NIU 80, UWM 53 (H)
2-16-95	NIU 72, UWM 49 (A)
1-6-96	UWM 72, NIU 69 (A)
3-2-96	NIU 117, UWM 52 (H)
1-4-97	NIU 80, UWM 63 (H)
3-1-97	UWM 73, NIU 68 (A)
11-28-99	UWM 62, NIU 57 (H)
12-5-00	UWM 58, NIU 52 (A)
11-16-01	UWM 60, NIU 52 (H)
12-4-02	UWM 69, NIU 64 (A)
12-6-03	NIU 55, UWM 53 (H)
11-29-08	UWM 71, NIU 61 (H)
11-25-09	UWM 73, NIU 65 (A)

Wisconsin-Oshkosh
NIU leads series, 2-1

1-8-66	NIU 56, UWO 21 (H)
2-18-67	NIU 37, UWO 26 (H)
1-17-76	UWO 86, NIU 37 (H)

Wisconsin-Whitewater
NIU leads series, 6-2

2-24-68	UWW 41, NIU 31 (A)
2-22-69	NIU 41, UWW 31 (H)
3-14-70	NIU 51, UWW 34 (A)
3-6-71	NIU 58, UWW 12 (H)
2-21-78	UWW 70, NIU 52 (A)
2-23-79	NIU 69, UWW 65 (H)
12-6-79	NIU 78, UWW 72 (A)
2-1-81	NIU 70, UWW 51 (H)

Wright State
NIU leads series, 12-2

1-17-91	NIU 91, WSU 52 (H)
2-14-91	NIU 86, WSU 55 (A)
1-18-92	NIU 82, WSU 72 (A)
2-15-92	NIU 103, WSU 54 (H)
1-30-93	NIU 78, WSU 61 (H)
3-6-93	NIU 77, WSU 51 (A)
1-3-94	NIU 82, WSU 57 (H)
2-5-94	NIU 83, WSU 58 (A)
3-10-94	NIU 74, WSU 58 (H)
1-25-95	WSU 73, NIU 70 (A)
2-1-96	NIU 81, WSU 71 (A)
2-24-96	NIU 81, WSU 67 (H)
1-29-97	NIU 65, WSU 61 (H)
2-23-97	WSU 67, NIU 54 (A)

Xavier (OH)
NIU leads series, 2-1

1-27-95	NIU 99, XU 58 (H)
11-22-96	NIU 80, XU 70 (H)
12-20-97	XU 81, NIU 58 (A)

Youngstown State
NIU leads series, 4-0

1-24-93	NIU 91, YSU 75 (A)
2-28-93	NIU 105, YSU 92 (H)
1-27-94	NIU 89, YSU 79 (A)
3-3-94	NIU 87, YSU 69 (H)

ALL-TIME RECORDS VERSUS

	Series	Last meeting	Date	Location
Akron	**16-6**	**AKR, 57-39**	**2-6-10**	**Akron, OH**
Alabama-Birmingham	0-1	UAB, 78-71	3-22-91	Amarillo, TX
Alaska-Fairbanks	0-1	UAF, 55-48	11-23-02	Fairbanks, AK
Arizona	1-2	UA, 78-46	12-15-00	Tucson, AZ
Arizona State	0-2	ASU, 70-62	11-25-02	Tempe, AZ
Arkansas State	0-1	ASU, 74-70	11-15-95	DeKalb, IL
Army	1-0	NIU, 82-51	11-25-95	Orono, ME
Auburn	0-2	AU, 96-77	12-21-96	DeKalb, IL
Augustana	1-1	NIU, 66-46	12-16-80	DeKalb, IL
Ball State	**14-24**	**BSU, 66-60**	**2-23-10**	**Muncie, Ind.**
Baylor	0-1	BU, 72-64	12-19-86	Houston, TX
Boston College	1-0	NIU, 100-82	12-30-90	West Lafayette,
Bowling Green	**12-18**	**BGSU, 85-67**	**2-2-10**	**Bowling Green, OH**
Bradley	**7-4**	**NIU, 86-73**	**11-13-09**	**DeKalb, IL**
Buffalo	**12-2**	**NIU, 93-88 OT**	**1-23-10**	**DeKalb, IL**
Butler	2-8	BU, 83-74	3-6-97	Green Bay, WI
Cal-Irvine	1-2	UCI, 66-48	12-16-00	DeKalb, IL
Cal State-Fullerton	1-0	NIU, 94-80	12-29-89	Fullerton, CA
Calvin MI	2-0	NIU, 2-0 #	3-12-72	Normal, IL
Carroll WI	1-0	NIU, 78-39	1-26-80	DeKalb, IL
Carthage WI	1-0	NIU, 93-86	1-19-80	DeKalb, IL
Central Florida	2-0	NIU, 99-61	11-24-90	Orlando, FL
Central Michigan	**22-16**	**CMU, 98-71**	**2-14-10**	**Mt. Pleasant, MI**
Cheyney State	0-1	CSU, 71-54	11-3-84	DeKalb, IL
Chicago	2-0	NIU, 83-48	1-14-80	DeKalb, IL
Chicago State	**9-4**	**NIU, 66-61**	**1-3-10**	**Chicago, IL**
Cincinnati	2-1	NIU, 81-73	12-1-06	Evanston, IL
Clemson	0-1	CU, 72-71	11-29-86	DeKalb, IL
Cleveland State	16-3	CSU, 78-65	2-8-97	Cleveland, OH
Colorado	0-1	UC, 78-49	12-2-94	Ruston, LA
Concordia IL	17-8	NIU, 98-40	1-23-80	DeKalb, IL
Coppin State	1-0	NIU, 69-56	12-30-06	Miami, FL
Creighton	2-0	NIU, 116-84	1-8-90	Omaha, NE
Dartmouth	1-0	NIU, 94-86	12-31-88	New Orleans, LA
Dayton	3-2	UB, 78-67	12-15-02	Dayton, OH
Defiance OH	1-0	NIU, 79-50	11-30-79	Defiance, OH
DePaul	**7-31**	**DU, 78-67**	**11-28-09**	**DeKalb, IL**
Detroit	4-6	NIU, 72-61	12-28-00	Detroit, MI
Drake	0-4	DU, 89-79	12-30-85	DeKalb, IL
Duke	0-1	DU, 85-68	2-14-87	Durham, NC
Eastern Illinois	15-10	NIU, 84-67	2-3-94	Charleston, IL
Eastern Michigan	**9-24**	**EMU, 78-72**	**2-27-10**	**DeKalb, IL**
Evansville	1-2	UE, 65-60	12-21-00	Evansville, IN
Florida International	1-0	NIU, 74-71	12-29-05	Miami, FL
Florida State	1-1	NIU, 86-80	2-9-93	DeKalb, IL
Fresno State	1-0	NIU, 93-74	12-4-92	DeKalb, IL
Georgetown	0-1	GU, 76	3-17-93	Washington, DC
George Washington	**0-0**	**First meeting**		
George Williams	8-1	NIU, 93-69	2-18-80	DeKalb, IL
Georgia	0-1	UG, 76-65	12-19-81	Memphis, TN
Georgia State	1-0	NIU, 73-66	2-23-91	Anchorage, AK
Green Bay	**13-12**	**UWGB, 76-54**	**11-28-07**	**Green Bay, WI**
Holy Cross	0-1	CHC, 78-59	12-28-96	DeKalb, IL
Houston	0-2	UH, 83-71	3-21-91	Amarillo, TX
Illinois	14-12	NIU, 69-63	11-20-06	DeKalb, IL
Illinois Central	3-4	NIU, 89-74	1-8-82	DeKalb, IL
Illinois-Chicago	**26-13**	**NIU, 62-55**	**12-29-09**	**DeKalb, IL**
Illinois State	**7-24**	**ISU, 85-57**	**12-4-09**	**Normal, IL**
Indiana	1-2	IU, 48-16	2-10-73	Bloomington, IN
Indiana State	3-2	NIU, 86-72	11-30-84	DeKalb, IL
IPFW	2-0	NIU, 77-55	1-30-07	Fort Wayne, IN
IUPUI	2-3	NIU, 71-55	11-19-09	Indianapolis, IN
Iowa	8-10	UI, 87-43	12-8-07	Iowa City Iowa
Iowa State	0-1	ISU, 81-43	12-1-98	Ames, IA
Iowa Wesleyan	0-1	IWU, 33-19	12-9-67	Normal, IL
Kansas	1-0	NIU, 82-74	12-29-06	Lawrence, KS
Kansas State	0-4	KSU, 60-41	12-2-03	Manhattan, KS
Kent State	**9-17**	**KSU, 80-71**	**1-30-10**	**DeKalb, IL**
Lake Forest IL	1-0	NIU, 39-23	2-22-64	Lake Forest, IL
La Salle	2-0	NIU, 80-77 OT	3-11-95	DeKalb, IL
Lewis	4-0	NIU, 80-74	12-30-81	Romeoville, IL
Long Beach State	1-0	NIU, 73-66 OT	11-24-01	Fairbanks, AK
Louisiana Tech	1-0	NIU, 77-71	3-18-92	DeKalb, IL
Louisville	1-1	NIU, 63-60	2-24-91	Anchorage, AK
Loyola-Chicago	**11-6**	**NIU, 75-65 OT**	**12-17-09**	**Chicago, IL**
Loyola Marymount	0-1	LMU, 68-60	11-26-93	Honolulu, HI
Maine	1-0	NIU, 63-56	11-26-94	Orono, ME
Manhattan College	1-1	NIU, 109-56	1-4-93	DeKalb, IL
Marquette	9-1	NIU, 109-89	2-25-89	DeKalb, IL
Marshall	7-2	MU, 58-55	2-22-04	Huntington, WV
Marycrest	2-0	NIU, 86-59	1-24-81	DeKalb, IL
McNeese State	1-0	NIU, 2-0 #	12-20-80	Memphis, TN
Memphis State	0-2	MSU, 83-52	12-17-81	Memphis, TN
Miami FL	1-1	UM, 88-80	2-6-88	Coral Gables, FL
Miami OH	**12-15**	**MU, 67-66**	**3-6-10**	**Oxford, OH**
Michigan	2-1	UM, 78-57	11-25-00	Honolulu, HI
Michigan State	3-2	MSU, 67-40	11-21-07	E.Lansing, MI
Milwaukee	10-8	UWM, 73-65	11-25-09	Milwaukee, WI

	Series	Last Meeting	Date	Location
Minnesota	**2-3**	**UM, 88-71**	**11-26-95**	**Minneapolis, MN**
Mississippi College	1-0	NIU, 91-88	11-29-85	Orlando, FL
Mississippi State	0-2	MSU, 83-65	12-18-81	Memphis, TN
Missouri	0-2	UM, 68-61	11-19-04	Iowa City, IA
Missouri-St. Louis	2-0	NIU, 86-61	12-11-79	DeKalb, IL
Monmouth NJ	1-0	NIU, 77-53	12-29-83	Coral Gables, FL
Montana State	1-1	MSU, 71-61	11-29-02	Bozeman, MT
National Coll. of Education	1-0	NIU, 72-69	3-7-82	Macomb, IL
Nebraska	2-2	NEB, 69-44	12-13-09	Lincoln, NE
Nevada-Las Vegas	0-1	UNLV, 78-71	12-10-88	Las Vegas, NV
New Mexico State	1-1	NMSU, 60-55	12-28-03	Las Cruces, NM
New Orleans	1-0	NIU, 78-73	12-30-88	New Orleans, LA
North Carolina-Charlotte	1-0	NIU, 103-89	12-5-87	DeKalb, IL
North Carolina State	1-2	NCSU, 68-39	11-24-00	Honolulu, HI
North Central IL	1-0	NIU, 93-79	12-6-80	DeKalb, IL
North Dakota State	1-0	NIU, 67-62	11-18-05	DeKalb, IL
North Texas	0-1	UNT, 75-70	12-7-96	San Marcos, TX
Northeast Missouri State	2-1	NMSU, 73-65	1-12-80	DeKalb, IL
Northeastern Illinois	4-0	NIU, 74-53	12-7-84	DeKalb, IL
Northern Iowa	6-9	UNI, 71-65	12-2-09	DeKalb, IL
Northwestern	**11-19**	**NIU, 70-54**	**12-2-06**	**Evanston, IL**
Notre Dame	6-9	UND, 73-49	12-30-04	DeKalb, IL
Ohio	**13-13**	**NIU, 68-61**	**2-10-10**	**DeKalb, IL**
Ohio State	0-2	OSU, 89-73	12-1-87	DeKalb, IL
Old Dominion	0-2	ODU, 81-69	11-26-88	Norfolk, VA
Olivet Nazarene	0-1	ONU, 2-0 #	3-2-73	Charleston, IL
Oregon	0-1	UO, 73-64	11-27-93	Honolulu, HI
Pacific	0-1	UOP, 84-62	12-1-00	DeKalb, IL
Princeton	0-1	PU, 74-64	11-25-95	Minneapolis, MN
Principia	2-0	NIU, 37-29	3-3-73	River Forest, IL
Providence	1-0	NIU, 79-77	12-22-84	Norfolk, VA
Purdue	1-7	PU, 83-55	12-4-98	West Lafayette, IN
Quincy	1-0	NIU, 47-36	3-2-72	River Forest, IL
Saint Josephs's	1-0	NIU, 90-82	12-9-07	Iowa City, Iowa
Saint Louis	2-0	NIU, 67-64	12-18-04	St. Louis, MO
Saint Xavier	1-0	NIU 73-67	11-10-08	DeKalb, IL
San Diego	1-0	NIU, 79-69	1-5-88	San Diego, CA
San Diego State	1-1	NIU, 99-79	1-3-90	San Diego, CA
San Francisco	0-2	USF, 56-49	11-26-99	DeKalb, IL
San Jose State	1-0	NIU, 78-72	11-30-02	Bozeman, MT
Santa Clara	0-2	SCU, 62-50	12-18-00	DeKalb, IL
South Alabama	1-0	NIU, 75-71	11-23-90	Orlando, FL
South Carolina	0-3	USC, 87-84-*	12-3-89	DeKalb, IL
South Dakota State	0-1	SDSU, 67-42	12-4-04	DeKalb, IL
Southeast Missouri State	2-1	SMSU, 59-57	12-15-03	Cape Girardeau, MO
Southeastern Louisiana	0-1	SLU, 70-69	12-1-95	University, MS
Southern California	0-2	USC, 90-79	12-1-93	DeKalb, IL
Southern Illinois	**12-11**	**NIU, 74-65**	**11-22-09**	**DeKalb, IL**
So. Illinois-Edwardsville	4-2	NIU, 55-39	1-2-05	DeKalb, IL
Southwest Missouri State	0-1	SMSU, 75-56	3-16-94	Springfield, MO
Southwest Texas State	0-1	STSU, 79-55	12-6-96	San Marcos, TX
Stephen F. Austin St.	1-2	NIU, 73-55	12-16-91	DeKalb, IL
Stetson	2-0	NIU, 70-64	12-22-97	DeLand, FL
Temple	**0-0**	**First Meeting**		
Tennessee	0-3	UT, 78-61	1-24-92	DeKalb, IL
Texas A&M	0-1	TAMU, 85-69	12-21-86	College Station, TX
Texas-San Antonio	1-0	NIU, 103-73	2-22-91	Anchorage, AK
Texas Tech	1-0	NIU, 84-63	3-14-90	DeKalb, IL
Toledo	**15-21**	**NIU, 73-67**	**2-20-10**	**DeKalb, IL**
Tulane	0-1	UT, 70-57	11-22-07	DeKalb, IL
Upper Iowa	2-0	NIU, 70-50	1-11-80	DeKalb, IL
UMBC	0-1	UMBC 88-70	11-21-08	South Orange N.J.
Utah	2-1	NIU, 85-69	1-2-93	DeKalb, IL
Valparaiso	19-1	NIU, 101-92	2-12-94	DeKalb, IL
Vanderbilt	0-4	VU, 90-44	3-17-95	Nashville, TN
Wagner	1-0	NIU 70-56	11-22-08	South Orange N.J.
Washington	1-2	UW, 69-35	12-3-94	Ruston, LA
Washington State	1-0	NIU, 50-43	3-17-72	Normal, IL
Wayne State MI	0-2	WSU, 85-72	2-22-80	Detroit, MI
West Virginia	0-1	WVU, 85-79	12-29-90	West Lafayette, IN
West Chester State PA	0-1	WCSU, 66-54	3-18-72	Normal, IL
Western Illinois	**24-15**	**WIU, 50-48**	**11-17-09**	**DeKalb, IL**
Western Kentucky	0-2	WKU, 81-77	1-6-97	DeKalb, IL
Western Michigan	**17-25**	**WMU, 54-47**	**3-2-10**	**Kalamazoo, MI**
Wheaton IL	10-5	NIU, 43-29	2-24-73	DeKalb, IL
Wichita State	0-1	WS, 76-69	12-19-05	Wichita, KS
William Penn IA	0-1	WPC, 68-59	1-16-81	Davenport, IA
Wisconsin	5-8	UW, 70-64	12-07-08	Madison, WI
Wisconsin-La Crosse	2-1	UWL, 70-27	2-16-74	La Crosse, WI
Wisconsin-Oshkosh	2-1	UWO, 86-37	1-17-76	DeKalb, IL
Wisconsin-Whitewater	6-2	NIU, 70-51	2-1-81	DeKalb, IL
Wright State	12-2	WSU, 67-54	2-23-97	Dayton, OH
UTEP	1-1	UTEP, 63-48	12-21-04	DeKalb, IL
Xavier	2-1	XU, 81-58	12-20-97	Cincinnati, OH)
Youngstown State	4-0	NIU, 87-69	3-3-94	DeKalb, IL)
Totals	573-563			

* - denote overtime periods (# - forfeit)
2010-11 Opponents in **Bold**

STREAKS AND TRENDS

SMALLEST MARGINS OF VICTORY, DEFEAT

One-Point Wins (16)

NIU 55, Calvin College 54	(2-11-67 / a)
NIU 34, Wheaton College 33	(12-13-68 / a)
NIU 42, George Williams 41	(2-28-75 / n)
NIU 34, George Williams 33	(12-6-75 / a)
NIU 54, Iowa 53	(1-31-76 / a)
NIU 60, Illinois Central 59	(1-27-79 / a)
NIU 62, Loyola-Chicago 61	(1-9-81 / h)
NIU 70, Eastern Michigan 69	(2-19-82 / n)
NIU 74, Western Michigan 73	(1-28-84 / h)
NIU 84, Northwestern 83	(12-5-84 / a)
NIU 81, Wisconsin-Green Bay 80	(1-31-91 / h)
NIU 61, Toledo 60	(2-2-00 / h)
NIU 61, Ohio 60	(1-29-03 / a)
NIU 73, Bowling Green 72	(2-1-03 / a)
NIU 56, Kent State 55	(1-24-04 / h)
NIU 60, Western Illinois 59	(11-15-07/ h)

One-Point Losses (21)

Concordia (IL) 29, NIU 28	(12-5-64 / h)
Illinois 42, NIU 41	(1970-71 / h)
Illinois 45, NIU 44	(12-16-72 / a)
Illinois 40, NIU 39	(3-4-73 / n)
Eastern Illinois 41, NIU 40	(2-28-76 / h)
Bowling Green 79, NIU 78	(12-1-79 / a)
Indiana State 65, NIU 64	(3-11-82 / a)
Loyola-Chicago 74, NIU 73	(12-19-82 / a)
Toledo 71, NIU 70 - (OT)	(1-14-84 / a)
Kent State 57, NIU 56	(2-18-84 / a)
Central Michigan 87, NIU 86 - (OT)	(1-18-86 / h)
Butler 75, NIU 74	(2-21-95 / h)
Southeastern Louisiana 70, NIU 69	(12-1-95 / n)
Loyola-Chicago 54, NIU 53	(2-15-96 / a)
Wisconsin-Green Bay 64, NIU 63	(1-2-97 / h)
Butler 63, NIU 62	(1-9-97 / a)
Illinois State 65, NIU 64	(11-23-99 / a)
Western Michigan 67, NIU 66	(2-24-01 / a)
Toledo 61, NIU 60	(1-5-02 / h)
Akron 43, NIU 42	(2-10-04 / a)
Miami 67, NIU 66	(3-6-10 / a)

Two-Point Wins (19)

NIU 69, Central Michigan 67	(2-6-82 / a)
NIU 65, Bradley 63	(12-9-83 / a)
NIU 60, Bowling Green 58	(1-7-84 / a)
NIU 60, Bowling Green 58	(2-4-84 / h)
NIU 79, Providence 77	(12-22-84 / n)
NIU 84, Eastern Michigan 82	(3-2-85 / h)
NIU 69, Marquette 67	(2-13-88 / a)
NIU 84, Notre Dame 82	(3-23-91 / n)
NIU 117, Cleveland State 115 - (OT)	(2-6-92 / a)
NIU 78, Loyola-Chicago 76	(1-17-96 / h)
NIU 78, Detroit 76	(3-7-96 / n)
NIU 57, Montana State 55	(12-3-99 / h)
NIU 49, Wisconsin 47	(12-22-02 / h)
NIU 55, Milwaukee 53	(12-6-03 / h)
NIU 55, Eastern Michigan 53	(1- 8-05 / a)
NIU 61, Buffalo 59	(2-26-05 / a)
NIU 51, Miami (OH) 49	(2-4-06 / a)
NIU 59, CMU 57	(1-11-06 / a)
NIU 67, WMU 65	(2-27-08/ h)

Two-Point Losses (21)

Illinois State 41, NIU 39	(1957-58 / a)
Concordia (IL) 32, NIU 30	(1959-60 / n)
Concordia (IL) 42, NIU 40	(1-14-61 / a)
Concordia (IL) 25, NIU 23	(12-1-63 / h)
Northern Iowa 29, NIU 29 - (OT)	(2-19-66 / h)
Northwestern 31, NIU 29	(2-3-68 / h)
Illinois State 65, NIU 63 - (2OT)	(3-5-72 / h)
Illinois 46, NIU 44	(2-28-75 / a)
Notre Dame 62, NIU 60	(1-12-79 / h)
Augustana 74, NIU 72	(1-29-80 / a)
Western Michigan 75, NIU 73	(2-6-85 / a)
Missouri 78, NIU 76 - (OT)	(12-30-87 / a)
Georgetown 76, NIU 74	(3-17-93 / a)
Illinois-Chicago 69, NIU 67	(3-1-95 / h)
Cleveland State 94, NIU 92	(2-10-96 / h)
Detroit 77, NIU 75	(12-30-99 / h)
Eastern Michigan 67, NIU 65	(2-28-00 / a)
Kent State 70, NIU 68	(2-6-02 / h)
Southeast Missouri St. 59, NIU 57	(12-15-03 / a)
Toledo 62, NIU 60	(1-31-04 / a)
Miami (OH) 49, NIU 51	(2-4-06 / a)
Ohio, 72, NIU 70	(1-23-07 / a)
Western Illinois 50, NIU 48	(11-17-09 / h)
Ball State 64, NIU 62	(1-9-10 / h)

Three-Point Wins (25)

NIU 38, Concordia (IL) 35	(1-17-62 / h)
NIU 29, Concordia (IL) 26	(1-17-64 / h)
NIU 39, Wheaton College 36	(2-12-66 / n)
NIU 73, Western Illinois 70	(12-4-81 / a)
NIU 61, Loyola-Chicago 58	(1-30-82 / h)
NIU 72, Nat'l College of Education 79	(3-7-82 / n)
NIU 75, Illinois 72	(11-27-82 / n)
NIU 74, Iowa 71	(12-30-82 / h)
NIU 65, Western Michigan 62	(3-5-83 / h)
NIU 91, Mississippi College 88	(11-29-85 / n)
NIU 87, Nebraska 84	(12-5-90 / h)
NIU 63, Louisville 60	(2-24-91 / n)
NIU 58, Michigan State 55	(11-24-91 / h)
NIU 87, Southern Illinois 84	(1-15-92 / h)
NIU 59, Iowa 56	(1-25-94 / h)
NIU 80, La Salle 77 - (OT)	(3-11-95 / h)
NIU 64, Bowling Green 61	(2-23-99 / h)
NIU 59, Marshall 56	(1-5-00 / a)
NIU 67, Ball State 64	(1-12-02 / h)
NIU 62, Bradley 59	(12-20-02 / h)
NIU 45, Akron 42	(2-15-03 / h)
NIU 68, Wisconsin 65	(11-23-03 / a)
NIU 62, Texas-El Paso 59	(12-30-03 / a)
NIU 63, Toledo 60	(1-11-05 / a)
NIU 77, Miami (OH) 74	(1-16-08/ a)

Three-Point Losses (28)

Concordia (IL) 38, NIU 35	(1959-60)
Wheaton College 26, NIU 23	(12-7-67 / a)
Wisconsin 74, NIU 71	(12-2-81 / a)
Central Michigan 53, NIU 50	(1-12-83 / a)
Toledo 70, NIU 67	(1-22-83 / h)
Ball State 86, NIU 83	(1-26-83 / h)
Miami (OH) 76, NIU 73	(2-2-83 / h)
Ohio 65, NIU 62	(2-29-84 / h)
Louisville 69, NIU 66	(12-8-84 / h)
Drake 88, NIU 85	(12-18-84 / a)
Miami (OH) 79, NIU 76	(2-8-86 / a)
Dayton 78, NIU 75	(1-30-88 / a)
South Carolina 87, NIU 84 - (OT)	(12-3-89 / h)
Akron 75, NIU 72	(2-8-92 / a)
Wisconsin-Green Bay 73, NIU 70	(3-12-94 / h)
Milwaukee 72, NIU 69	(1-6-96 / a)
Illinois-Chicago 60, NIU 57	(2-20-97 / h)
Central Michigan 67, NIU 64	(1-27-99 / h)
Illinois State 55, NIU 52	(12-20-02 / a)
Ball State 74, NIU 71	(1-8-03 / a)
Marshall 58, NIU 55	(2-22-04 / a)
Miami (OH) 71, NIU 68	(2-12-05 / a)
Western Michigan 59, NIU 56	(2-22-05 / h)
Bowling Green 75, NIU 72	(3-1-05 / h)
Florida International 74, NIU 71	(12-19-05 / a)
WMU 89, NIU 86	(2-26-06 / a)
DePaul 71, NIU 68	(11-25-06 / a)
IUPUI 58, NIU 55	(12-19-07/ a)

 # - Overtime

LARGEST MARGINS OF VICTORY, DEFEAT

Margins of Victory:

79	NIU 86, Northwestern 7	(2-5-66 / h)
68	NIU 92, Wheaton 24	(2-23-72 / h)
66	NIU 71, George Williams 5	(1968-69 / h)
65	NIU 117, Wisc.-Milwaukee 52	(3-2-96 / h)
58	NIU 83, Illinois-Chicago 25	(2-14-70 / n)
58	NIU 116, Illinois-Chicago 58	(2-25-90 / h)
54	NIU 106, Western Illinois 52	(12-4-82 / h)
53	NIU 109, Manhattan 56	(1-4-93 / h)
51	NIU 102, Eastern Illinois 51	(3-11-93 / n)
50	NIU 75, Northeastern Illinois 25	(1970-71 / h)
50	NIU 103, Marquette 53	(12-8-82 / h)
50	NIU 106, Illinois-Chicago 56	(1-11-88 / h)

Margn of Victory - NCAA Era – (since 1982-83 season):

65	NIU 117, Wisc.-Milwaukee 52	(3-2-96 / h)
58	NIU 116, Illinois-Chicago 58	(2-25-90 / h)
54	NIU 106, Western Illinois 52	(12-4-82 / h)
53	NIU 109, Manhattan 56	(1-4-93 / h)
51	NIU 102, Eastern Illinois 51	(3-11-93 / n)
50	NIU 103, Marquette 53	(12-8-82 / h)
50	NIU 106, Illinois-Chicago 50	(1-11-88 / h)
49	NIU 103, Wright State 54	(2-15-92 / h)
48	NIU 96, Cleveland State 48	(1-13-90 / h)
48	NIU 112, Milwaukee 64	(2-5-91 / h)

Margins of Defeat:

58	Wisconsin 100, NIU 42	(1-17-78 / a)
55	Western Michigan 86, NIU 31	(2-1-75 / a)
52	Iowa 96, NIU 44	(2-1-77 / h)
49	Wisconsin-Oshkosh 86, NIU 37	(1-17-76 / h)
47	Auburn 102, NIU 55	(2-1-95 / a)
46	Southern Illinois 66, NIU 20	(2-7-76 / a)
46	Vanderbilt 90, NIU 44	(3-17-95 / a)
45	Southern Illinois 64, NIU 19	(3-1-69 / a)
45	Miami 96, NIU 51	(1-27-10 / a)
43	Wisconsin-La Crosse 70, NIU 27	(2-16-74 / a)
43	Southern Illinois 61, NIU 18	(2-18-75 / a)
43	Western Illinois 82, NIU 39	(1-18-75 / h)
43	DePaul 89, NIU 46	(12-12-05 / a)

Margin of Defeat - NCAA Era – (since 1982-83 season)

47	Auburn 102, NIU 55	(2-1-95 / a)
46	Vanderbilt 90, NIU 44	(3-17-95 / a)
45	Miami 96, NIU 51	(1-27-10 / a)
38	Loyola 87, NIU 49	(12-18-85 / a)
38	Nebraska 95, NIU 57	(12-30-97 / a)
38	Iowa State 81, NIU 43	(12-1-98 / a)
36	Purdue 98, NIU 62	(3-22-92 / a)
36	Bowling Green 86, NIU 50	(2-7-00 / a)
36	Bowling Green 80, NIU 44	(2-2-05 / a)
35	Kent State 96, NIU 61	(1-3-98 / a)
34	Central Michigan 106, NIU 72	(3-7-84 / a)
34	Washington 69, NIU 35	(12-30-97 / a)
43	DePaul 89, NIU 46	(12-12-05 / a)

STREAKS AND TRENDS

100-POINT GAMES

NIU 100-Point Games

Pts	Opponents	Date	Score
122	vs. Valparaiso	2-20-90	122-86
120	vs. Valparaiso	2-18-91	120-97
117	at Cleveland State	2-6-92 - OT	117-115
	vs. Milwaukee	3-2-96	117-52
116	at Creighton	1-8-90	116-84
	vs. Illinois-Chicago	2-25-90	116-58
112	at Valparaiso	3-3-88	112-84
	at Akron	2-9-90	112-91
	vs. Milwaukee	2-5-91	112-64
110	vs. Illinois	12-16-89	110-93
	at Valparaiso	1-22-90	110-94
109	vs. Marquette	2-25-89	109-89
	vs. Manhattan College	1-4-92	109-56
108	at Valparaiso	2-23-89	108-64
	vs. Akron	1-11-90	108-78
107	vs. Kent State	12-9-88	107-86
106	vs. Western Illinois	12-4-82	106-52
	vs. Illinois-Chicago	1-11-88	106-56
	vs. Creighton	1-10-89	106-74
105	vs. Youngstown State	2-28-93	105-92
104	vs. Toledo	2-2-85	104-59
	vs. Minnesota	12-17-88	104-75
	vs. Cleveland State	3-5-94	104-86
103	vs. Marquette	12-8-82	103-53
	vs. UNC-Charlotte	12-5-87	103-89
	vs. Valparaiso	1-26-89	103-89
	vs. UT-San Antonio (n)	2-22-91	103-73
	vs. Wright State	2-15-92	103-54
	vs. Eastern Illinois	2-17-93	103-57
	vs. Loyola	2-25-95	103-59
102	at Ball State	1-25-84	102-64
	at Detroit	2-17-88	102-70
	vs. Valparaiso	3-9-90	102-79
	vs. Valparaiso	1-21-92	102-84
	vs. Valparaiso	1-10-93	102-85
	at Western Illinois	3-4-93	102-70
	vs. Eastern Illinois (n)	3-11-93	102-51
	at Ohio	2-10-01 - OT	102-92
	at Bowling Green	2-18-04 - 4OT	102-97
101	vs. Akron	1-13-92	101-67
	vs. Valparaiso	2-12-94	101-92
100	vs. Boston College (n)	12-30-90	100-82
	at Valparaiso	1-9-94	100-79

Opponent 100-point Games

Pts	Opponents	Date	Score
115	vs. DePaul	1-24-96	115-83
	at Cleveland State	2-6-92 - OT	115-117
107	at Memphis State	12-18-80	107-74
106	at Central Michigan	3-7-84	106-72
105	at Illinois	2-21-81	105-74
103	at Tennessee	12-20-87	103-76
	at San Diego State	1-2-88	103-92
102	at Auburn	2-1-95	102-55
	at Houston	12-17-86	102-95
	at Miami OH	1-19-85 - 3OT	102-94
101	vs. Washington (n)	11-30-91 - 2OT	101-91
	at Valparaiso	2-18-92	101-91

FEWEST POINTS ALLOWED

(NCAA era – since 1982-83 season:

Pts.	Opponents	Date	Score
35	vs. Central Michigan	3-3-01	57-35
40	vs. UIC	12-2-05	51-40
41	vs. Western Illinois	12-30-00	50-41
42	at Akron	2-15-03	63-42
	vs. Akron	2-15-03	45-42
	vs. Central Michigan	2-18-06	68-42
43	vs. Cal-Irvine (n)	11-26-00	58-43
	vs. Central Michigan	1-22-03	49-43
	at Akron	2-10-04	42-43
45	vs. Buffalo	1-10-00	56-45
46	at Akron	1-13-89	79-46
	vs. Chicago State	11-28-06	73-46
	vs. Northern Iowa	12-21-07	61-46
	at Northern Iowa	12-3-08/a	58-46
47	vs. Illinois-Chicago (n)	3-13-93	81-47
	vs. Akron (n)	3-6-01	69-47
	vs. Wisconsin	11-22-02	49-47
	vs. Buffalo	1-26-04	66-47
	vs. Western Michigan	1-12-10	73-47
48	vs. Cleveland State	1-13-90	96-48
	vs. Chicago State	11-29-94	90-48
	vs. Toledo (n)	3-6-02	58-48
	vs. Bradley (n)	11-9-07	54-48
	at Western Illinois	11-18-08	70-48
49	at Indiana State	11-28-83	71-49
	at Cleveland State	1-15-89	83-49
	at Miami OH	2-4-06	51-49
50	at Miami OH	1-18-00	76-50
	vs. Ball State	2-5-86	64-50
	vs. Toledo	2-26-86	64-50
	at Western Illinois	12-12-87	76-50
	vs. Western Illinois	12-1-88	81-50
	vs. Cleveland State	2-12-88	97-50
	at Illinois-Chicago	1-31-90	83-50
	at Illinois-Chicago	11-23-98	60-50
	vs. Marshall	2-17-99	63-50
	vs. Miami OH	1-20-01	63-50
	vs. Buffalo	1-23-02	39-50
	at Illinois-Chicago	11-15-07	50-42
	vs. Western Illinois	11-17-09	50-48

OVERTIME RESULTS

Date	Opponent	Score
2-19-66	vs. Northern Iowa	L, 27-29
3-5-72	vs. Illinois State (2OT)	L, 63-65
12-7-76	at George Williams	W, 63-59
12-6-78	vs. Lewis	W, 76-70
2-20-79	at Concordia	L, 76-80
1-3-81	at Bowling Green	L, 87-92
11-26-82	at Drake	L, 88-99
1-14-84	at Toledo	L, 70-71
1-19-85	at Miami OH (3OT)	L, 94-102 (3)
1-18-86	vs. Central Michigan	L, 86-87
12-30-87	at Missouri	L, 76-78
1-19-89	vs. DePaul	W, 86-82
2-20-89	at Southern Illinois	L, 63-71
12-3-89	vs. South Carolina	L, 84-87
12-21-89	vs. Utah (n)	W, 95-91
11-28-90	at Southern Illinois	W, 77-71
11-30-91	vs. Washington (n) (2OT)	L, 91-101
1-6-92	at Utah	L, 78-85
2-6-92	at Cleveland State	W, 117-115
3-11-95	vs. La Salle	W, 80-77
11-25-95	vs. Princeton (n)	L, 64-74
2-10-96	vs. Cleveland State	L, 92-94
1-25-97	at Illinois-Chicago	W, 73-66
11-24-97	vs. Central Michigan	L, 84-89
1-31-98	at Marshall	W, 86-82
2-5-98	vs. Bowling Green	L, 87-94
1-23-99	vs. Buffalo (2OT)	W, 77-68
2-22-00	vs. Ball State	W, 87-81
2-10-01	at Ohio (2OT)	W, 102-92
11-24-01	vs. Long Beach State (n)	W, 73-66
1-31-02	vs. Eastern Michigan	W, 84-83
2-18-04	at Bowling Green (4OT)	W, 102-97
1-29-05	at Central Michgan	L, 58-64
2-13-08	vs. Kent State	W, 83, 74
3-5-08	at Ball State	L, 76-70
12-20-08	vs. Illinois-Chicago	W,85-79
1-14-09	vs. Western Michigan	W, 71-65
1-17-09	vs. Eastern Michigan	W, 69-62
1-31-09	vs. Bowling Green	L, 70-76
12-17-09	at Loyola	W, 75-65
1-23-10	vs. Buffalo	W, 93-88

Overtime Records

1OT	2OT	3OT	4OT
18-17	2-2	0-1	1-0

Total 21-20 (.487)

Home: 10-8 Away: 7-10 Neutral: 2-2

HUSKIES IN THE PROS

Stephanie Raymond made Huskie history becoming the first NIU women's basketball player drafted by the WNBA, when she was chosen 20th overall by the Chicago Sky.

UNITED STATES PRO EXPERIENCE

E.C. Hill
NWBL's Chicago Blaze, 2002
WNBA's Orlando Miracle, 2002
WNBA's Los Angeles Sparks, 2001
WNBA's Phoenix Mercury, 2001
WNBA's Charlotte Sting, 2000
ABL's Chicago Condors, 1998-99
ABL's New England Blizzard, 1996-98
WBA's Chicago Twisters, 1995

Stephanie Raymond
WNBA's Chicago Sky, 2007

Kathy Totel
WPBL Signee with Minnesota Fillies, 1978

Coach Liz Galloway-McQuitter
WPBL Chicago Hustle, 1978-80

Asst. Coach Charlene McWhorter-Jackson
WPBL Washington Metros, 1978-79
WPBL Milwaukee Does, 1978-79
WPBL East-West All-Star Game MVP, 1978-79
WPBL Chicago Hustle, 1979-80

INTERNATIONAL PROS

Stephanie Raymond
Turkey (Club Mersin) 2008

Kristin Wiener
Portugal (Boa Vie Gem) 2007
Spain (CB Ibaivabal) 2008

Jennifer Youngblood
Portugal, 2005

E.C. Hill
Athens, Greece, 2003

Carol Owens
Busto, Italy (Cavelli), 1993
Vigo, Spain (Xerox), 1992
Urawa, Japan (Nippon Express), 1991

Lisa Foss
Spain (Juven), 1991
Switzerland (La Chaux-de-Fonds,) 1991

Tammy Hinchee
Greece (Panathinaikos), 1995
France (Lucas), 1994
Sweden (J.B. Knights), 1993
Sweden (Blackburg), 1992
Israel (Elitzur Holon), 1991
Spain (CV Donostia), 1990

HUSKIES PLAYING FOR TEAM USA

U.S. NATIONAL TEAM

Rita Horky
1964 World Championships
1960 World Championships

Carol Owens (Coach)
2006 Assistant Coach U18 Team
2007 Assistant Coach U19 Team
2008 Head Coach U18 Team
2009 Head Coach U19 Team

WORLD UNIVERSITY GAMES

E.C. Hill
1993 United States Team Member

Jane Albright
1992 World University Games, Assistant Coach

Pan Am Games

Rita Horky
1959 Pan Am Games III (Gold Medal)
1963 Pan Am Games IV (Gold Medal)
1967 Pan Am Games V (sidelined by illness)

U.S. OLYMPIC SPORTS FESTIVAL

Carol Owens
1986, Co-captain of Silver Medal North Squad

E.C. Hill
1991, Silver Medal North Squad

Long before she became a Northern Illinois head coach, Liz Galloway-McQuitter (No. 31) played for the Chicago Hustle of the Women's Professional Basketball League. Former NIU assistant coach Charlene McWhorter-Jackson was a teammate of Galloway-McQuitter a year later.

AMATEUR BASKETBALL

Rita Horky
Five-time AAU All-America
AAU Hall of Fame Member
Charter member of Helms Hall of Fame

Lisa Foss
Athletes in Actiion Team Member, 1992-97
Athletes in Ministry New Zealand Tour, 1996
Chicago Challengers AAU Brazil Tour, 1995
Athletes in Action Australia Tour, 1993