

LOBO RECORDS





INDIVIDUAL - LOW ROUND OF 18

| | | | |
|----|----|----------------|---|
| 1. | 62 | Tim Herron | 1992 William H. Tucker (3rd) |
| 2. | 63 | Spencer Levin | 2004 PING-Arizona Intercollegiate (2nd) |
| 3. | 64 | Michael Letzig | 2003 ASU Thunderbird Invite(2nd) |
| | 64 | Ian Medlock | 2002 WNMU Intercollegiate (2nd) |
| | 64 | Michael Letzig | 2001 Baylor Invitational (2nd) |
| | 64 | Michael Letzig | 2001 John Burns Invitational (2nd) |
| | 64 | Wil Collins | 1998 Herb Wimberly Classic (1st) |
| | 64 | Doug LaBelle | 1996 Taylor Made Intercollegiate (2nd) |
| 9. | 65 | Charlie Beljan | 2007 NCAA West Regional (1st) |
| | 65 | Charlie Beljan | 2007 Ping Arizona Intercollegiate (2nd) |
| | 65 | Spencer Levin | 2005 John Burns Intercollegiate (2nd) |
| | 65 | Spencer Levin | 2004 Nelson Invitational (1st) |
| | 65 | Spencer Levin | 2004 Nelson Invitational (2nd) |
| | 65 | Spencer Levin | 2004 William H. Tucker (2nd) |
| | 65 | Spencer Levin | 2004 John Burns Intercollegiate (1st) |
| | 65 | Doug LaBelle | 1996 Perry Maxwell Invitational (2nd) |
| | 65 | Brian Kortan | 1992 WAC Championships (2nd) |
| | 65 | Mike Putnam | 1981 Aztec Invitational (3rd) |
| | 65 | Jeff McMillen | 1978 William H. Tucker (1st) |

(Round)

TEAM - LOW ROUND OF 18

| | | |
|-----|-----|---|
| 1. | 269 | 2004 Nelson Invitational (2nd) |
| 2. | 271 | 2005 Arizona Intercollegiate (3rd) |
| | 271 | 2001 John Burns Invitational (2nd) |
| 4. | 272 | 1998 John Burns Invitational (1st) |
| 5. | 273 | 2004 ASU Thunderbird Invitational (1st) |
| 6. | 274 | 2005 John Burns Intercollegiate (1st) |
| 7. | 275 | 2007 NCAA West Regional (1st) |
| | 275 | 2006 John Burns Intercollegiate (3rd) |
| | 275 | 2005 John Burns Intercollegiate (2nd) |
| | 275 | 2004 PING-Arizona Intercollegiate (1st) |
| | 275 | 1995 NCAA West Regional (1st) |
| 12. | 276 | 2007 NCAA West Regional (3rd) |
| | 276 | 2006 John Burns Intercollegiate (2nd) |
| | 276 | 2004 John Burns Intercollegiate (1st) |
| | 276 | 2003 Barona Cup (1st) |
| | 276 | 2003 MWC Championships (1st) |
| | 276 | 2001 Baylor Invitational (2nd) |

(Round)

INDIVIDUAL - LOW 54 HOLE TOTAL

| | | | |
|-----|-----|-----------------------|-------------------------------------|
| 1. | 198 | Spencer Levin | 2004 Nelson Invitational |
| 2. | 199 | Michael Letzig | 2001 John Burns Invitational |
| 3. | 201 | Charlie Beljan | 2007 ASU Thunderbird Invitational |
| | 201 | Spencer Levin | 2004 John Burns Intercollegiate |
| | 201 | Tim Herron | 1992 William H. Tucker Invitational |
| | 201 | Ian Medlock | 2002 WNMU Intercollegiate |
| 7. | 202 | Spencer Levin | 2004 PING Arizona Intercollegiate |
| | 202 | Doug LaBelle | 1998 John Burns Invitational |
| 9. | 203 | Charlie Beljan | 2007 NCAA West Regional |
| | 203 | Charlie Beljan | 2007 Ping Arizona Intercollegiate |
| | 203 | Spencer Levin | 2005 John Burns Intercollegiate |
| | 203 | Spencer Levin | 2005 Arizona Intercollegiate |
| | 203 | Michael Letzig | 2001 Baylor Invitational |
| 14. | 204 | Steve Saunders | 2007 NCAA West Regional |
| | 204 | Nick Geyer | 2006 Pioneer Classic |

TEAM - LOW 54 HOLE TOTAL

| | | |
|-----|-----|-----------------------------------|
| 1. | 830 | 2006 John Burns Intercollegiate |
| | 830 | 2005 Nelson Invitational |
| 3. | 832 | 2001 John Burns Invitational |
| 4. | 833 | 2007 NCAA West Regional |
| | 833 | 2005 John Burns Intercollegiate |
| 6. | 834 | 2004 PING-Arizona Intercollegiate |
| 7. | 836 | 2001 Baylor Invitational |
| 8. | 840 | 2005 Arizona Intercollegiate |
| | 840 | 2004 ASU Thunderbird |
| | 840 | 2004 John Burns Intercollegiate |
| 11. | 842 | 1998 John Burns Invitational |
| | 842 | 1996 WAC Championships |
| 13. | 845 | 2002 Sooner Invitational |
| | 845 | 2000 Cougar Classic |
| | 845 | 1996 Red River Classic |
| 16. | 847 | 2004 Topy Cup |

CAREER LOW STROKE AVERAGES

| Name | Years | Rounds | Strokes | Average | |
|------|-------------------|---------|---------|---------|-------|
| 1. | Spencer Levin | 2004-05 | 64 | 4,493 | 70.20 |
| 2. | Charlie Beljan | 2004-07 | 137 | 9,914 | 72.36 |
| 3. | Michael Letzig | 2000-03 | 150 | 10,877 | 72.51 |
| 4. | Jay Choi | 2003-06 | 136 | 9,928 | 73.00 |
| 5. | Scott Hailes | 2000-02 | 118 | 8,621 | 73.06 |
| 6. | Wil Collins | 1999-00 | 158 | 11,558 | 73.15 |
| 7. | Joel Hendry | 1999-01 | 102 | 7,463 | 73.17 |
| 8. | Tim Herron | 1990-93 | 175 | 12,826 | 73.29 |
| | Rob McMillan | 1995-97 | 130 | 9,528 | 73.29 |
| 10. | Doug LaBelle | 1995-98 | 155 | 11,377 | 73.40 |
| 11. | Madalisto Muthiya | 2002-05 | 116 | 8,561 | 73.80 |
| 12. | Jay Reynolds | 2002-05 | 110 | 8,122 | 73.84 |

Minimum 60 Rounds Played

SINGLE-SEASON LOW STROKE AVERAGES

| Name | Year | Rounds | Strokes | Average | |
|------|----------------|---------|---------|---------|-------|
| 1. | Spencer Levin | 2004-05 | 40 | 2,799 | 69.98 |
| 2. | Charlie Beljan | 2006-07 | 38 | 2,679 | 70.50 |
| 3. | Spencer Levin | 2003-04 | 24 | 1,694 | 70.58 |
| 4. | Michael Letzig | 2002-03 | 39 | 2,774 | 71.13 |
| 5. | Tim Herron | 1992-93 | 45 | 3,236 | 71.91 |
| 6. | Doug LaBelle | 1997-98 | 37 | 2,664 | 72.00 |
| 7. | Charlie Beljan | 2004-05 | 31 | 2,238 | 72.19 |
| 8. | Scott Hailes | 2001-02 | 43 | 3,105 | 72.21 |
| 9. | Tim Herron | 1991-92 | 48 | 3,469 | 72.27 |
| 10. | Doug LaBelle | 1996-97 | 48 | 3,473 | 72.35 |
| 11. | Rob McMillan | 1996-97 | 45 | 3,261 | 72.47 |
| 12. | Michael Letzig | 2001-02 | 43 | 3,120 | 72.56 |
| 13. | Jay Choi | 2005-06 | 33 | 2,396 | 72.61 |

Minimum 24 Rounds Played





ALL-TIME INDIVIDUAL TOURNAMENT WINS

| | | | |
|---------------------------------------|---|--|--|
| Bill Swope | 1956 Skyline Conference Championship | J.B. Sneve | 1984 West Texas State Invitational |
| Herb Wimberly | 1957 Skyline Conference Championship | Oct. 21-23 - Canyon, Texas | 68-71-73=212 |
| Bob Meiering | 1958 Skyline Conference Championship | John Kienle | 1985 Air Force Falcon Invitational |
| | 67-66=133 | Oct. 3-5 - Colorado Springs, Colo. | 70-72-75=217 |
| Jerry Traux | 1960 Skyline Conference Championship | Todd Parks | 1986 Ventana Cup |
| May 27-28 - Missoula, Mont. | 69-69=138 | March 10-12 - Tucson, Ariz. | 74-70-77=221 |
| Jack Miller | 1961 Skyline Conference Championship | Kent Jones | 1989 WAC Championship |
| May 26-27 - Albuquerque, N.M. | 74-76-72=222, +6 | May 4-6 - Albuquerque, N.M. | 71-67-69=207 |
| Jerry Traux | 1962 Skyline Conference Championship | Kent Jones | 1989 William H. Tucker Invitational |
| May 24-26 - Provo, Utah. | 212 | Sept. 13-16 - Albuquerque, N.M. | 77-66-68=211 |
| Guy Wimberly | 1963 WAC Championships | Tim Herron | 1992 Central Florida Intercollegiate |
| May 23-25 - Tempe, Ariz. | 75-78-75=228, +12 | March 9-10 - Orlando, Fla. | 71-71-69=211 |
| Joe McDermott | 1964 New Mexico Intercollegiate | Brian Kortan | 1992 WAC Championship |
| Feb. 29 - Mar. 1 - Socorro, N.M. | | April 3-May 2 - El Cajon, Calif. | 73-65-72=210 |
| Tom Hornbuckle | 1964 Western New Mexico Invitational | Tim Herron | 1992 William H. Tucker Intercollegiate |
| April 16-18 - Silver City, N.M. | | Sept. 24-26 - Albuquerque, N.M. | 68-71-62=201 |
| Guy Wimberly | 1964 Sun Devil Invitational | Tim Herron | 1993 Augusta College Invitational |
| April 24-25 - Tempe, Ariz. | | April 3-4 - Augusta, Ga. | 77-68-69=214 |
| Ralph Coker | 1965 WAC Championships | Tim Herron | 1993 WAC Championship |
| May 21-22 - Albuquerque, N.M. | 74-67-69=210, -6 | April 29-May 1 - Colorado Springs, Colo. | 74-67-74=215 |
| Wes Wilkening | 1968 Western New Mexico Intercollegiate | Brian Kortan | 1993 Fox Acres Invitational |
| May 3-4 - Silver City, N.M. | 69-69-70=208, -8 | Sept. 11-12 - Red Feather Lakes, Colo. | 66-73-66=205 |
| Wes Wilkening | 1969 Pikes Peak Intercollegiate | Mike Sauer | 1995 NCAA West Regional |
| May 9-10 - Colorado Springs, Colo. | 77-72-71=220, +4 | May 18-20 - Albuquerque, N.M. | 68-69-71=208 |
| Andy Boyd | 1969 E.J. Workman Intercollegiate | Doug LaBelle | 1997 BYU Cougar Classic |
| Paul Simson | 1970 E.J. Workman Intercollegiate | April 11-12 - Provo, Utah | 70-68-68=206 |
| Socorro, N.M. | 72-71-72-71=286 | Paul Baack | 1996 NIKE Northwest Classic |
| Dennis Anderson | 1971 New Mexico Intercollegiate | Oct. 7-8 - Corvallis, Ore. | 72-70-70=212 |
| Anthony, N.M. | 74-74=148 | Doug LaBelle (Tie) | 1997 William H. Tucker Intercollegiate |
| Greg Harmon | 1971 St. Andrews International | Sept. 19-20 - Albuquerque, N.M. | 67-70=137 |
| Austin, Texas | 74-76-75-75=300 | Doug Labelle | 1998 John Burn Intercollegiate |
| Jack Sommers | 1971 BYU Cougar Classic | Feb. 18-20 - Kaneohe, Hawaii | 66-70-66=202 |
| April 30-May 1 - Provo, Utah | 73-72-67=212 | D.J. Brigman | 1998 U.S. Collegiate Championship |
| Greg Harmon | 1971 WAC Championships | April 3-5 - St. Augustine, Fla. | 72-70-69=210 |
| May 14-15 - Tucson, Ariz. | 71-71-71=213 | Chris Wall | 1998 Perry Maxwell Invitational |
| Paul Simson | 1971 Rocky Mountain Invitational | May 9-10 - Ardmor, Okla. | 66-74-70=210 |
| Colorado Springs, Colo. | 230 | Joel Hendry | 1999 Cleveland Golf Intercollegiate |
| Jack Sommers | 1972 William H. Tucker Intercollegiate | March 1-2 - Los Angeles, Calif. | 69-69-70=208 |
| Oct. 4-7 - Albuquerque, N.M. | 71-74-74-69=288, E | Wil Collins | 1999 BELLSOUTH Intercollegiate |
| Dennis Gorelick | 1972 Rocky Mountain Invitational | April 11-12 - Cary, N.C. | 72-69-71=212 |
| Oct. 5-7 - Colorado Springs, Colo. | 74-74-70=218 | Rob Kortan | Pepperdine Invitational |
| Jack Sommers | 1972 E.J. Workman Intercollegiate | Oct. 9-10 - Somis, Calif. | 73-71-72=216 |
| Oct. 19-21 - Socorro, N.M. | 70-70-73=213 | Joel Hendry | 2000 Morris Williams Intercollegiate |
| Henry Sandles | 1973 New Mexico Invitational | March 20-21 - Austin, Texas | 69-72-70=211 |
| March 2-3 - Las Cruces, N.M. | 70-71=141 | Michael Letzig | 2001 John Burns Intercollegiate |
| Monty Carrico | 1976 William H. Tucker Intercollegiate | Feb. 22-24 - Honolulu, Hawaii | 66-64-69=199 |
| Oct. 5-7 - Albuquerque, N.M. | 71-72-68-77=288, E | Wil Collins (Tie) | 2001 Adams Cup |
| Tommy Armour III | 1980 William H. Tucker Intercollegiate | Oct. 2-3 - Newport, R.I. | 68-69-70=207 |
| Oct. 7-10 - Albuquerque, N.M. | 68-70-75-76=289, +1 | Michael Letzig | 2002 William H. Tucker Intercollegiate |
| Mike Putnam | 1981 William H. Tucker Intercollegiate | Sept. 13-14 - Albuquerque, N.M. | 69-68-70=207 |
| Oct. 6-9 - Albuquerque, N.M. | 73-67-73-71=284, -4 | Jay Choi (Tie) | 2002 Club Glove Intercollegiate |
| Don Hurter | 1983 Air Force Falcon Invitational | Oct. 7-8 - Somis, Calif. | 72-70-69=211 |
| Sept. 23-25 - Colorado Springs, Colo. | 70-74-71=215, -1 | Michael Letzig | 2003 MWC Championship |
| Don Hurter | 1983 West Texas State Invitational | May 1-3 - Sunriver, Ore. | 69-72-69=210 |
| Oct. 21-23 - Canyon, Texas | 71-78-69=218, +2 | Michael Letzig | 2003 NCAA West Regional |
| Don Hurter | 1984 John Burns Intercollegiate | May 15-17 - Auburn, Wash. | 69-68-71=208 |
| Feb. 15-17 - Honolulu, Hawaii | 72-73-71=216, E | Ian Medlock | 2003 William H. Tucker Intercollegiate |
| | | Sept. 12-13 - Albuquerque, N.M. | 72-69-70=211 |





ALL-TIME INDIVIDUAL TOURNAMENT WINS

| | | |
|------------------------------------|---|--|
| Spencer Levin | 2004 John Burns Intercollegiate | |
| Feb. 18-20 - Wahiawa, Hawaii | 67-65-69=201 | |
| Spencer Levin (Tie) | 2004 Nelson Invitational | |
| Oct. 22-24 - Palo Alto, Calif. | 65-65-68=198 | |
| Spencer Levin (Tie) | 2005 Aggie Invitational | |
| April 16-17 - Bryan, Texas | 67-69-74=210 | |
| Jay Choi | 2006 MWC Championship | |
| April 27-29 - Bend, Ore. | 72-70-73=215 | |
| Jay Choi | 2006 National Invitational Tournament | |
| March 26-28 - Tucson, Ariz. | 69-70-71=210 | |
| Charlie Beljan | 2007 ASU Thunderbird Invitational | |
| April 13-15 - Tempe, Ariz. | 66-67-68=201, -15 | |
| Steve Saunders (Tie) | 2007 Morris Williams Intercollegiate | |
| March 26-27 - Austin, Texas | 70-69=139, -3 | |
| Charlie Beljan | 2006 Club Glove Intercollegiate | |
| Oct. 23-24 - Somis, Calif. | 71-76-71=218, +2 | |
| Charlie Beljan | 2006 William H. Tucker Invitational | |
| Sept. 22-23 - Albuquerque, N.M. | 67-71-72=210, -6 | |

MOST INDIVIDUAL TOURNAMENT WINS - SEASON

| | | |
|---|----------------|---------|
| 4 | Tim Herron | 1992-93 |
| 3 | Charlie Beljan | 2006-07 |
| 3 | Don Hurter | 1983-84 |
| 3 | Michael Letzig | 2002-03 |
| 3 | Spencer Levin | 2004-05 |
| 2 | Jay Choi | 2005-06 |
| 2 | Greg Harmon | 1970-71 |
| 2 | Doug LaBelle | 1997-98 |
| 2 | Jack Sommers | 1972-73 |

MOST INDIVIDUAL TOURNAMENT WINS - CAREER

| | | |
|---|----------------|---------|
| 5 | Tim Herron | 1990-93 |
| 4 | Michael Letzig | 2000-03 |
| 4 | Spencer Levin | 2003-05 |
| 3 | Charlie Beljan | 2004-07 |
| 3 | Jay Choi | 2003-06 |
| 3 | Don Hurter | 1983-84 |
| 3 | Doug LaBelle | 1995-98 |
| 3 | Jack Sommers | 1970-73 |



Spencer Levin (2003-05) tied for 13th at the 2004 U.S. Open prior to his junior year at UNM. He was the low amateur at the event that kicked off an excellent junior campaign. He won three events in 2004-05 and his 69.95 stroke average that season is still the lowest in school history.

Tim Herron (1990-93) holds the Lobo season and career record for individual tournament wins. He won four times in 1992-93 and five tournaments in his four years as a Lobo. His 62 in the 1992 William H. Tucker is still a school record for 18 holes.





ALL-TIME TEAM TOURNAMENT WINS

| | | | | |
|---------------------------------------|--------------------------------------|----------------------------|--|-------------------------|
| 1948 | Border Conference Championship (Tie) | | 1987 Air Force Falcon Invitational | Colorado Springs, Colo. |
| 1949 | Border Conference Championship | | Oct. 2-4 | 382-363-373=1,118 |
| 1950 | Border Conference Championship | | 1989 BYU Cougar Classic | Provo, Utah |
| 1957 Skyline Conference Championship | | | April 28-29 | 376-354-362=1,092 |
| 1958 Skyline Conference Championship | | 580 | 1989 WAC Championship | Albuquerque, N.M. |
| 1959 Skyline Conference Championship | | | May 4-6 | 293-282-282=857 |
| 1960 Skyline Conference Championship | Missoula, Mont. | | 1989 William H. Tucker Invitational | Albuquerque, N.M. |
| May 27-28 | | 591 | Sept. 13-16 | 301-283-291=875 |
| 1961 Houston Invitational | Houston, Texas | | 1992 Central Florida Intercollegiate | Orlando, Fla. |
| 1961 Colorado College Invitational | Colorado Springs, Colo. | | March 9-10 | 290-290-297=877 |
| May 11-13 | | | 1992 William H. Tucker Intercollegiate | Albuquerque, N.M. |
| 1961 Skyline Conference Championship | Albuquerque, N.M. | | Sept. 24-26 | 293-292-284=866 |
| May 26-27 | | 298-300-301=899 | 1993 WAC Championship | Colorado Springs, Colo. |
| 1962 Skyline Conference Championship | Provo, Utah | | April 29-May 1 | 295-288-296=879 |
| May 24-26 | | 871 | 1995 BYU Cougar Invitational | Provo, Utah |
| 1963 WAC Championships | Tempe, Ariz. | | April 28-29 | 281-291-290=862 |
| May 23-25 | | 299-315-319=933 | 1996 WAC Championships | Cheyenne, Wyo. |
| 1964 New Mexico Intercollegiate | Socorro, N.M. | | May 2-4 | 288-280-274=842 |
| Feb. 29 - Mar. 1 | | | 1997 Golf Digest Intercollegiate | Houston, Texas |
| 1964 Western New Mexico Invitational | Silver City, N.M. | | March 14-16 | 299-289=588 |
| April 16-18 | | 729 | 2000 Pepperdine Intercollegiate | Somis, Calif. |
| 1964 Sun Devil Invitational | Tempe, Ariz. | | Oct. 9-10 | 292-289-298=879 |
| April 24-25 | | 860 | 2001 John Burns Intercollegiate | Honolulu, Hawaii |
| 1964 WAC Championships | | | Feb. 22-24 | 282-271-279=832 |
| May 22-23 | | 288-290-312=890 | 2001 Border Olympics | Laredo, Texas |
| 1965 WAC Championships | Albuquerque, N.M. | | April 6-7 | 280-291-284=855 |
| May 21-22 | | 301-288-293=884, +20 | 2001 William H. Tucker Invitational | Albuquerque, N.M. |
| 1967 New Mexico State Invitational | Las Cruces, N.M. | | Sept. 21-22 | 278--294-287=859 |
| 1967 New Mexico Intercollegiate | Socorro, N.M. | | 2001 Adams Cup | Newport, R.I. |
| Mar. 3-4 | | | Oct. 2-3 | 280-281-293=854 |
| 1967 New Mexico State Invitational | Las Cruces, N.M. | | 2002 NCAA West Regional (Tie) | Albuquerque, N.M. |
| 1967 WAC Championships | Albuquerque, N.M. | | May 16-18 | 293-295-284=872 |
| May 19-20 | | 298-294-297=895, +31 | 2002 William H. Tucker Invitational | Albuquerque, N.M. |
| 1969 New Mexico Intercollegiate | Anthony, N.M. | | Sept. 13-14 | 281-288-295=864 |
| Feb. 27-28 | | | 2003 MWC Championships | Sunriver, Ore. |
| 1969 New Mexico Intercollegiate | Anthony, N.M. | | May 1-3 | 276-288-291=855 |
| Feb. 25-26 | | | 2004 MWC Championships | Sunriver, Ore. |
| 1970 E.J. Workman Intercollegiate | Socorro, N.M. | | April 29-May 1 | 295-286-286=867 |
| 1970 New Mexico Intercollegiate | Anthony, N.M. | | 2004 Topy Cup | Fukushima, Japan |
| 1971 E.J. Workman Intercollegiate | Socorro, N.M. | | Sept. 7-9 | 285-279-283=847 |
| 1971 New Mexico State Intercollegiate | Las Cruces, N.M. | | 2004 Nelson Invitational | Palo Alto, Calif. |
| 1971 Rocky Mountain Invitational | Colorado Springs, Colo. | | Oct. 22-24 | 277-269-284=830 |
| 1972 New Mexico Intercollegiate | Anthony, N.M. | | 2005 Arizona Intercollegiate | Tucson, Ariz. |
| 1973 E.J. Workman Intercollegiate | Socorro, N.M. | | Jan. 31-Feb. 1 | 289-280-271=840 |
| 1973 New Mexico Intercollegiate | Anthony, N.M. | | 2005 John Burns Intercollegiate | Honolulu, Hawaii |
| 1977 William H Tucker Intercollegiate | Albuquerque, N.M. | | Feb. 23-25 | 274-275-284=833 |
| Oct. 12-15 | | 292-299-306-307=1,204, +52 | 2005 MWC Championship | Sunriver, Ore. |
| 1979 WAC Championships | Albuquerque, N.M. | | April 28-30 | 285-285-286=856 |
| May 4-5 | | 368-351-370=1,089, +9 | 2006 MWC Championship | Bend, Ore. |
| 1980 William H Tucker Intercollegiate | Albuquerque, N.M. | | April 27-29 | 284-283-298=865 |
| Oct. 7-10 | | 287-297-295-297=1,176, +24 | 2006 William H. Tucker Invitational | Albuquerque, N.M. |
| 1981 William H Tucker Intercollegiate | Albuquerque, N.M. | | Sept. 22-23 | 285-297-291=874, +10 |
| Oct. 6-9 | | 302-291-288-295=1,176, +24 | | |
| 1983 West Texas State Invitational | Canyon, Texas | | | |
| Oct. 21-23 | | 299-307-299=905 | | |
| 1984 Air Force Falcon Invitational | Colorado Spring, Colo. | | | |
| Sept. 21-23 | | 299-302-309=910 | | |
| 1984 West Texas State Invitational | Canyon, Texas | | | |
| Oct. 21-23 | | 285-293-289=867 | | |
| 1985 Air Force Falcon Invitational | Colorado Spring, Colo. | | | |
| Oct. 3-5 | | 385-361-373=1,119 | | |
| 1986 Ventana Cup | Tucson, Ariz. | | | |
| March 10-12 | | 310-288-307=905 | | |
| 1986 Air Force Falcon Invitational | Colorado Springs, Colo. | | | |
| Sept. 18-20 | | 370-345-406=1,121 | | |

MOST TEAM TOURNAMENT WINS BY HEAD COACH

| | | |
|----|---------------|--------------|
| 28 | Dick McGuire | 1954-76 |
| 13 | Glen Millican | 2002-Present |
| 11 | Dwaine Knight | 1977-87 |
| 9 | John Fields | 1988-97 |
| 3 | J.T. Higgins | 1998-01 |
| 3 | Johnny Dear | 1947-53 |





ALL-CONFERENCE

| | | |
|------|-----------------|----------------|
| 1964 | Guy Wimberly | WAC |
| 1965 | Joe McDermott | WAC |
| | Ralph Coker | WAC |
| 1966 | Ralph Coker | WAC |
| 1967 | Mahlon Moe | WAC |
| | Mike Goodart | WAC |
| 1968 | Chuck Milne | WAC |
| | Terry Dear | WAC |
| 1969 | Terry Dear | WAC |
| | Wes Wilkening | WAC |
| 1970 | Andy Boyd | WAC |
| 1971 | Greg Harmon | WAC |
| 1972 | Paul Simson | WAC |
| | Dave Newquist | WAC |
| 1973 | Paul Simson | WAC |
| | Dennis Gorelick | WAC |
| 1974 | Jack Rice | WAC |
| 1975 | Brad Schmierer | WAC |
| 1976 | Brad Bryant | WAC |
| 1977 | Mitch Mooney | WAC |
| 1978 | Mitch Mooney | WAC |
| 1979 | Curt Byrum | WAC |
| | Mark Pelletier | WAC |
| 1980 | Curt Byrum | WAC |
| 1981 | Tom Armour | WAC |
| | Mike Putnam | WAC |
| 1982 | Mike Putnam | WAC |
| 1984 | Don Hurter | WAC |
| 1985 | J.B. Sneve | WAC |
| 1986 | John Kienle | 1st Team - WAC |
| | Sean Murphy | 2nd Team - WAC |
| 1987 | John Kienle | 1st Team - WAC |
| | Sean Murphy | 2nd Team - WAC |
| 1988 | Sean Murphy | 1st Team - WAC |
| | Derek Crawford | 2nd Team - WAC |
| 1989 | Kent Jones | 1st Team - WAC |
| | Derek Crawford | 1st Team - WAC |
| 1990 | Kent Jones | 1st Team - WAC |
| | Brian Kortan | 1st Team - WAC |
| | Tim Herron | 1st Team - WAC |
| 1991 | Tim Herron | 1st Team - WAC |
| | Brian Kortan | 1st Team - WAC |
| | Bob Richardson | 1st Team - WAC |
| 1992 | Tim Herron | 1st Team - WAC |
| | Brian Kortan | 1st Team - WAC |
| | Hans Kersting | 2nd Team - WAC |
| 1993 | Tim Herron | 1st Team - WAC |
| | Tim With | 1st Team - WAC |
| | Hans Kersting | 2nd Team - WAC |
| | Jason Pena | 2nd Team - WAC |
| 1994 | Brian Kortan | 1st Team - WAC |
| 1995 | Rob McMillan | 1st Team - WAC |
| | Mike Sauer | 2nd Team - WAC |
| 1996 | Rob McMillan | 1st Team - WAC |
| | Doug LaBelle | 1st Team - WAC |
| | Mike Sauer | 2nd Team - WAC |
| 1997 | Doug LaBelle | 1st Team - WAC |
| | Rob McMillan | 1st Team - WAC |
| 1998 | Doug LaBelle | 1st Team - WAC |
| 1999 | D.J. Brigman | 1st Team - WAC |
| | Wil Collins | 1st Team - WAC |
| 2001 | Wil Collins | MWC |
| | Michael Letzig | MWC |
| 2002 | Wil Collins | MWC |
| | Scott Hailes | MWC |
| 2003 | Michael Letzig | MWC |
| 2004 | Charlie Beljan | MWC |
| | Spencer Levin | MWC |
| 2005 | Charlie Beljan | MWC |
| | Spencer Levin | MWC |
| 2006 | Jay Choi | MWC |
| 2007 | Charlie Beljan | MWC |

ALL-AMERICAN

| | |
|------|----------------|
| 1961 | Jerry Truax |
| 1962 | Jerry Truax |
| 1964 | Guy Wimberly |
| 1965 | Joe McDermott |
| 1966 | Ralph Coker |
| 1967 | Mahlon Moe |
| 1968 | Terry Dear |
| | Wes Wilkening |
| 1971 | Greg Harmon |
| 1972 | Dave Newquist |
| 1973 | Paul Simpson |
| | Jack Sommers |
| 1974 | Jack Rice |
| 1975 | Brad Bryant |
| 1976 | Ray Cragun |
| | Greg Goldsmith |
| | Brad Bryant |
| 1977 | Mitch Mooney |
| 1978 | Mitch Mooney |
| 1979 | Mitch Mooney |
| 1980 | Curt Byrum |
| 1981 | Tommy Armour |
| | Mike Putnam |
| 1982 | Mike Putnam |
| 1984 | Don Hurter |
| 1986 | Hon. Mention |
| | John Kienle |
| 1988 | 1st Team |
| | Sean Murphy |
| 1989 | 1st Team |
| | Derek Crawford |
| 1991 | 2nd Team |
| | Tim Herron |
| 1992 | 1st Team |
| | Tim Herron |
| | 2nd Team |
| | Brian Kortan |
| 1993 | 1st Team |
| | Tim Herron |
| 1996 | 2nd Team |
| | Rob McMillan |
| | 2nd Team |
| | Mike Sauer |
| 1997 | 2nd Team |
| | Doug LaBelle |
| 1998 | 2nd Team |
| | Doug LaBelle |
| 1999 | 3rd Team |
| | Wil Collins |
| 2000 | Freshman |
| | Michael Letzig |
| 2002 | Hon. Mention |
| | Scott Hailes |
| 2003 | 2nd Team |
| | Michael Letzig |
| 2004 | 2nd Team |
| | Spencer Levin |
| 2005 | 1st Team |
| | Spencer Levin |
| 2006 | 2nd Team |
| | Jay Choi |
| 2007 | 2nd Team |
| | Charlie Beljan |

CONFERENCE HONORS

PLAYER OF THE YEAR

| | | |
|------|----------------|-----|
| 1988 | Sean Murphy | WAC |
| 1989 | Kent Jones | WAC |
| 1992 | Tim Herron | WAC |
| 1993 | Tim Herron | WAC |
| 2003 | Michael Letzig | MWC |
| 2007 | Charlie Beljan | MWC |

INDIVIDUAL CHAMPION

| | | |
|------|----------------|---------|
| 1956 | Bill Swope | Skyline |
| 1957 | Herb Wimberly | Skyline |
| 1958 | Bob Meiering | Skyline |
| 1960 | Jerry Truax | Skyline |
| 1961 | Jack Miller | Skyline |
| 1962 | Jerry Truax | Skyline |
| 1963 | Guy Wimberly | WAC |
| 1965 | Ralph Coker | WAC |
| 1971 | Greg Harmon | WAC |
| 1989 | Kent Jones | WAC |
| 1992 | Brian Kortan | WAC |
| 1993 | Tim Herron | WAC |
| 2003 | Michael Letzig | MWC |
| 2006 | Jay Choi | MWC |

FRESHMAN OF THE YEAR

| | | |
|------|----------------|-----|
| 1995 | Rob McMillan | WAC |
| 1999 | Wil Collins | WAC |
| 2000 | Michael Letzig | MWC |
| 2004 | Charlie Beljan | MWC |

COACH OF THE YEAR

| | | |
|------|---------------|-----|
| 1979 | Dwaine Knight | WAC |
| 1989 | John Fields | WAC |
| 1993 | John Fields | WAC |
| 1995 | John Fields | WAC |
| 1996 | John Fields | WAC |
| 2001 | J.T. Higgins | MWC |
| 2003 | Glen Millican | MWC |
| 2005 | Glen Millican | MWC |

ACADEMIC ALL-AMERICANS

| | |
|------|---------------|
| 1989 | Tord Nilsson |
| | Kent Jones |
| 1990 | Kent Jones |
| 1991 | Mike Ambriz |
| 1994 | Brian Kortan |
| 1996 | Ryan Murphy |
| 1997 | Glen Millican |
| 2000 | Wil Collins |
| | Rob Kortan |
| 2001 | Wil Collins |
| | Rob Kortan |
| 2002 | Wil Collins |
| | Scott Hailes |
| 2003 | Ian Medlock |
| 2004 | Ian Medlock |
| | Jay Reynolds |
| 2005 | Mark Anderson |
| 2006 | Mark Anderson |





YEAR-BY-YEAR RESULTS

| Year | BORDER | NCAA |
|-----------------|-------------|--------------|
| 1947 | 3rd | --- |
| 1948 | T1st | 22nd |
| 1949 | 1st | 24th |
| 1950 | 1st | T15th |
| 1951 | 2nd | T19 |
| MOUNTAIN STATES | | |
| YEAR | STATES | NCAA |
| 1952 | 3rd | --- |
| SKYLINE | | |
| YEAR | SKYLINE | NCAA |
| 1953 | 6th | --- |
| 1954 | 2nd | --- |
| 1955 | 6th | --- |
| 1956 | 5th | --- |
| 1957 | 1st | 25th |
| 1958 | 1st | --- |
| 1959 | 1st | --- |
| 1960 | 1st | T22nd |
| 1961 | 1st | T22nd |
| 1962 | 1st | 12th |
| WAC | | |
| YEAR | WAC | NCAA |
| 1963 | 1st | T21 |
| 1964 | 1st | 14th |
| 1965 | 1st | 21st |
| 1966 | 2nd | 21st |
| 1967 | 1st | T9th |
| 1968 | 3rd | 7th |
| 1969 | T3rd | --- |
| 1970 | 5th | --- |
| 1971 | 3rd | 15th |
| 1972 | 2nd | 17th |
| 1973 | 3rd | 4th |
| 1974 | 3rd | T6th |
| 1975 | 3rd | --- |
| 1976 | 3rd | 5th |
| 1977 | 3rd | 21st |
| 1978 | 3rd | 26th |
| 1979 | 1st | 5th |
| 1980 | 3rd | --- |
| 1981 | 3rd | T7th |
| 1982 | 2nd | T24th |
| 1983 | 6th | --- |
| 1984 | 5th | --- |
| 1985 | 2nd | 23rd |

| 1986 | 2nd | T26th |
|-------------|------------|-------------|
| 1987 | 2nd | 28th |
| 1988 | 3rd | T18th |
| 1989 | 1st | --- |
| 1990 | 3rd | 25th |
| 1991 | 2nd | T15th |
| 1992 | 2nd | 10th |
| 1993 | 1st | 24th |
| 1994 | 3rd | 23rd |
| 1995 | 3rd | 12th |
| 1996 | 1st | T6th |
| 1997 | 3rd | 11th |
| 1998 | 3rd | 16th |
| 1999 | 3rd | --- |
| YEAR | MWC | NCAA |
| 2000 | 2nd | T19th |
| 2001 | 4th | --- |
| 2002 | 2nd | 26th |
| 2003 | 1st | 24th |
| 2004 | 1st | 19th |
| 2005 | 1st | 5th |
| 2006 | 1st | --- |
| 2007 | 6th | 29th |
| 2008 | 6th | --- |

MOST CONFERENCE TOURNAMENT WINS BY HEAD COACH


| | | |
|----------|----------------------|------------------|
| 10 | Dick McGuire | 1954-76 |
| 4 | Glen Millican | 2002-Pres |
| 3 | John Fields | 1988-97 |
| 3 | Johnny Dear | 1947-53 |
| 1 | Dwaine Knight | 1977-87 |

MOST NCAA APPEARANCES BY HEAD COACH

| | | |
|----------|----------------------|------------------|
| 15 | Dick McGuire | 1954-76 |
| 9 | John Fields | 1988-97 |
| 8 | Dwaine Knight | 1977-87 |
| 5 | Glen Millican | 2002-Pres |
| 4 | Johnny Dear | 1947-53 |
| 2 | J.T. Higgins | 1998-01 |


TOP INDIVIDUAL NCAA FINISHES

| PLAYER | YEAR | SCORE | PLACE | HOST |
|-------------------|------|-----------------|-------|---------------|
| Tommy Armour III | 1981 | 72-71-70-74=289 | T5th | Stanford |
| Paul Simson | 1973 | 69-71-68-79=287 | T5th | Oklahoma St. |
| Tim Herron | 1993 | 68-73-75-72=288 | T7th | Kentucky |
| Rob McMillan | 1996 | 75-71-75-73=294 | 8th | UT-Chat. |
| Jack Rice | 1974 | 68-77-73-74=292 | T13th | San Diego St. |
| Greg Goldsmith | 1976 | 72-75-71-73=291 | T14th | New Mexico |
| Brad Bryant | 1974 | 71-75-74-73=293 | T15th | San Diego St. |
| Tim Herron | 1992 | 73-71-74-70=288 | T19th | New Mexico |
| Mike Putnam | 1981 | 70-76-72-73=291 | T20th | Stanford |
| Spencer Levin | 2005 | 72-75-71-70=288 | T21st | UMBC |
| Rob McMillan | 1995 | 74-70-74-73=291 | T21st | Ohio State |
| Curt Byrum | 1979 | 74-76-71-80=301 | T21st | Wake Forest |
| Tim Herron | 1991 | 73-70-76-76=295 | T22nd | San Jose St. |
| Jeff McMillen | 1979 | 74-74-81-73=307 | T24th | Wake Forest |
| Ryan Murphy | 1997 | 75-73-73-69=290 | T25th | Northwestern |
| Dave Newquist | 1971 | 73-69-72-76=290 | T25th | Ohio State |
| Greg Harmon | 1973 | 73-78-73-69=293 | T26th | Oklahoma St. |
| Ray Cragun | 1976 | 78-71-71-74=294 | T26th | New Mexico |
| Madalitso Muthiya | 2005 | 75-74-72-69=290 | T27th | UMBC |
| Jay Choi | 2005 | 73-75-73-69=290 | T27th | UMBC |
| Don Hurter | 1981 | 71-72-74-76=293 | T28th | Stanford |
| Doug LaBelle | 1997 | 72-74-75-70=291 | T30th | Northwestern |
| Todd Parks | 1988 | 71-75-74-76=296 | T31st | Southern Cal |
| Brad Bryant | 1976 | 75-72-75-73=295 | T33rd | New Mexico |
| Jack Sommers | 1973 | 72-73-71-78=294 | T33rd | Oklahoma St. |
| Michael Letzig | 2000 | 71-71-72-72=286 | T34th | Auburn |
| Doug LaBelle | 1996 | 76-79-73-77=305 | T36th | UT-Chat. |
| Mike Sauer | 1996 | 75-74-78-78=305 | T36th | UT-Chat. |



Ryan Murphy (1994-97) finished tied for 25th at the 1997 NCAA Championships.






Sean Murphy was the WAC Player of the Year and a 1st Team All-American as a senior in 1988.



Kent Jones won the 1989 WAC Tournament as a junior, earning Player of the Year honors. He was also a two-time Academic All-American.




Tim Herron was a two-time WAC Player of the Year (1992-93) and a three-time All-American. His five career tournament wins are the most in UNM history.




Rob McMillan was the 1995 WAC Freshman of the Year and a second team All-American in 1996.



Wil Collins was the 1999 WAC Freshman of the Year and third team All-American. He was also a three-time Academic All-American.



Michael Letzig was the MWC Freshman of the Year in 2000 and the MWC Player of the Year and second team All-American in 2003.



Charlie Beljan was the MWC Freshman of the Year in 2004 and the MWC Player of the Year and second team All-American in 2007.





The Lobos have won an amazing 21 conference titles in school history, including nine straight from 1957-65 and four in a row from 2003-06. In all, the Lobos have three Border Conference titles, six Skyline trophies, eight WAC Championships and have won the MWC four times. Featured on this page are some of the Lobo conference champions.



1965 WAC CHAMPS



1979 WAC CHAMPS



1993 WAC CHAMPS



1996 WAC CHAMPS



2003 MWC CHAMPS



2004 MWC CHAMPS MOUNTAIN WEST CONFERENCE CHAMPIONSHIPS



2005 MWC CHAMPS



2006 MWC CHAMPS





| YEAR | RD. | STROKES | AUG | YEAR | RD. | STROKES | AUG | YEAR | RD. | STROKES | AUG | YEAR | RD. | STROKES | AUG |
|-----------------------------------|-----|---------|-----|----------------------------------|-----|---------|-----|---------------------------------------|-----|---------|-----|---------------------------------|-----|---------|-----|
| Jim Abbott (1960-62) | | | | John Baum (1980-82) | | | | Brad Broughton (1987, 1989-91) | | | | Jay Choi (2003-06) | | | |
| Derek Abel (2002-03) | | | | 1979-80 6 450 75.00 | | | | 1986-87 4 311 77.75 | | | | 2002-03 36 2,642 73.39 | | | |
| 2002-03 15 1,124 74.93 | | | | 1980-81 31 2,354 75.94 | | | | 1988-89 21 1,599 76.14 | | | | 2003-04 33 2,408 72.97 | | | |
| Mike Ambriz (1990-91) | | | | 1981-82 28 2,102 75.07 | | | | 1989-90 6 466 77.67 | | | | 2004-05 34 2,482 73.00 | | | |
| 1989-90 37 2,764 74.70 | | | | Totals 65 4,906 75.48 | | | | 1990-91 11 870 79.09 | | | | 2005-06 33 2,396 72.61 | | | |
| 1990-91 37 2,792 75.46 | | | | Charlie Beljan (2004-07) | | | | Totals 42 3,246 77.29 | | | | Totals 136 9,928 73.00 | | | |
| Totals 74 5,556 75.08 | | | | 2003-04 36 2,638 73.28 | | | | Brad Bryant (1974-76) | | | | Phillip Chun (1984) | | | |
| Ben Anderson (1969-70) | | | | 2004-05 31 2,238 72.19 | | | | 1973-74 29 2,202 75.93 | | | | 1983-84 8 634 79.25 | | | |
| Dennis Anderson (1970-72) | | | | 2005-06 32 2,359 73.72 | | | | 1974-75 11 813 73.91 | | | | Ralph Coker (1965-67) | | | |
| Jim Anderson (2001-03) | | | | 2006-07 38 2,679 70.50 | | | | 1975-76 30 2,204 73.47 | | | | Richard Cole (1954-56) | | | |
| 2000-01 14 1,061 75.78 | | | | Totals 137 9,914 72.36 | | | | Totals 70 5,219 74.56 | | | | William Collier (1954) | | | |
| 2001-02 12 897 74.75 | | | | Robb Bierbaum (2006-08) | | | | Bob Buck (1939) | | | | Wil Collins (1999-00) | | | |
| 2002-03 12 903 75.25 | | | | 2005-06 21 1,594 75.90 | | | | 1985-86 16 1,192 74.50 | | | | 1998-99 38 2,772 72.95 | | | |
| Totals 38 2,867 75.45 | | | | 2006-07 44 3,303 75.07 | | | | 1986-87 26 1,949 74.96 | | | | 1999-00 41 2,998 73.12 | | | |
| Mark Anderson (2004-06) | | | | 2007-08 17 1,280 75.29 | | | | Totals 42 3,141 74.79 | | | | 2000-01 36 2,637 73.25 | | | |
| 2004-05 25 1,867 74.68 | | | | Totals 82 6,177 75.33 | | | | Terry Budzinski (1986-87) | | | | 2001-02 43 3,151 73.28 | | | |
| 2005-06 24 1,781 74.21 | | | | Jeff Bishop (1999) | | | | 1987-87 26 1,949 74.96 | | | | Totals 158 11,558 73.15 | | | |
| Totals 49 3,648 74.45 | | | | 1998-99 3 224 74.67 | | | | Totals 42 3,141 74.79 | | | | Ray Cragun (1976) | | | |
| Tommy Armour III (1980-81) | | | | Craig Blanchard (1971-72) | | | | Curt Byrum (1978-80) | | | | 1975-76 28 2,134 76.21 | | | |
| 1979-80 4 291 72.75 | | | | Stuart Bowman (1947-48) | | | | 1977-78 10 787 78.70 | | | | Derek Crawford (1988-89) | | | |
| 1980-81 27 1,978 73.26 | | | | | | | | 1978-79 18 1,354 75.22 | | | | 1987-88 28 2,100 75.00 | | | |
| Totals 31 2,269 73.19 | | | | | | | | 1979-80 19 1,418 74.63 | | | | 1988-89 36 2,662 73.94 | | | |
| | | | | | | | | Totals 47 3,559 75.72 | | | | Totals 64 4,762 74.41 | | | |




D.J. Brigman (1996-99) was a first team All-WAC selection in 1999. He also won the 1998 U.S. Collegiate Championship in St. Augustine, Fla.



Mony Carrico (1975-77) won the 1976 William H. Tucker Intercollegiate at the UNM Championship Course.



Jay Choi (2003-06) was a second team All-American in 2006. His 73.00 career stroke average ranks fourth on UNM's all-time list.



Scott Gates (1987-91) was a four-year letterwinner from 1987-91.

| | | | |
|-------------------------------|----|-------|-------|
| Bob Ault (1971-74) | | | |
| 1970-71 | 10 | 768 | 76.80 |
| 1971-72 | 11 | 822 | 74.73 |
| 1972-73 | 18 | 1,353 | 75.17 |
| 1973-74 | 29 | 2,173 | 74.93 |
| Totals | 68 | 5,116 | 75.24 |
| Paul Baack (1996-99) | | | |
| 1995-96 | 6 | 477 | 79.50 |
| 1996-97 | 18 | 1,370 | 76.11 |
| 1997-98 | 26 | 1,971 | 75.81 |
| 1998-99 | 12 | 905 | 75.42 |
| Totals | 62 | 4,723 | 76.18 |
| Chet Baker (1970) | | | |
| 1969-70 | 6 | 499 | 83.17 |
| David Baker (1982) | | | |
| 1981-82 | 7 | 543 | 77.57 |
| Wade Barnett (1994-96) | | | |
| 1993-94 | 12 | 921 | 76.75 |
| 1994-95 | 3 | 243 | 81.00 |
| 1995-96 | 3 | 228 | 76.00 |
| Totals | 18 | 1,392 | 77.33 |
| Matt Batman (2000) | | | |
| 1999-00 | 3 | 222 | 74.00 |

| | | | |
|-------------------------------|-----|-------|-------|
| Andy Boyd (1969-71) | | | |
| 1968-69 | 4 | 306 | 76.50 |
| 1969-70 | 17 | 1,300 | 76.47 |
| 1970-71 | 21 | 1,594 | 75.90 |
| Totals | 42 | 3,200 | 76.19 |
| Howard Boyd (1951-52) | | | |
| Jim Boyle (1948) | | | |
| Jim Brazen (1984-85) | | | |
| 1983-84 | 25 | 1,944 | 77.76 |
| 1984-85 | 22 | 1,692 | 76.91 |
| Totals | 47 | 3,636 | 77.36 |
| James Breen (1952) | | | |
| Jeff Briggs (2001-04) | | | |
| 2002-03 | 6 | 482 | 80.33 |
| D.J. Brigman (1996-99) | | | |
| 1995-96 | 24 | 1,852 | 77.17 |
| 1996-97 | 15 | 1,125 | 75.00 |
| 1997-98 | 33 | 2,427 | 73.55 |
| 1998-99 | 39 | 2,858 | 73.28 |
| Totals | 111 | 8,262 | 74.43 |

| | | | |
|--|----|-------|-------|
| Tom Byrum (1980-81) | | | |
| 1979-80 | 6 | 466 | 77.67 |
| 1980-81 | 13 | 978 | 75.23 |
| Totals | 19 | 1,444 | 76.00 |
| Don Campbell (1969-70) | | | |
| Jim Capoun (1949-50) | | | |
| Butch Carlson (1972, 1976) | | | |
| Tom Carlson (2008-Present) | | | |
| 2007-08 | 18 | 1,329 | 73.83 |
| Monty Carrico (1975-77) | | | |
| Robert Carriveau (1947-48) | | | |
| Lee Carter (1973-75) | | | |
| Ron Castillo (1983-84) | | | |
| 1982-83 | 6 | 467 | 77.83 |
| 1983-84 | 19 | 1,484 | 78.10 |
| Totals | 25 | 1,951 | 78.04 |
| Guillermo Chavez (2006-Present) | | | |
| 2005-06 | 6 | 465 | 77.50 |
| 2006-07 | 6 | 493 | 78.83 |
| 2007-08 | 8 | 601 | 75.13 |
| Totals | 20 | 1,539 | 76.95 |

| | | | |
|------------------------------|----|-------|-------|
| Randy Cross (1982) | | | |
| 1981-82 | 4 | 319 | 79.75 |
| Guy Cupples (1968-69) | | | |
| Dal Daily (1980-83) | | | |
| 1979-80 | 6 | 475 | 79.17 |
| 1980-81 | 7 | 535 | 76.43 |
| 1981-82 | 3 | 225 | 75.00 |
| 1982-83 | 9 | 691 | 76.78 |
| Totals | 25 | 1,926 | 77.04 |
| Ben Darwin (1984-86) | | | |
| 1983-84 | 12 | 942 | 78.50 |
| 1984-85 | 12 | 934 | 77.83 |
| 1985-86 | 19 | 1,431 | 75.32 |
| Totals | 43 | 3,307 | 76.91 |
| Terry Dear (1966-69) | | | |
| 1965-66 | 13 | 963 | 74.08 |
| 1966-67 | 11 | 827 | 75.18 |
| 1967-68 | 11 | 822 | 74.73 |
| 1968-69 | 16 | 1,186 | 74.13 |
| Totals | 51 | 3,798 | 74.47 |
| Marvin Dick (1964) | | | |






| YEAR | RD. | STROKES | AUG | YEAR | RD. | STROKES | AUG | YEAR | RD. | STROKES | AUG | YEAR | RD. | STROKES | AUG | |
|----------------------------------|-----|---------|-------|--------------------------------------|-----|---------|-------|-------------------------------|---------|---------|-------|--------------------------------------|---------|---------|-------|-------|
| Bradley Dinkel (1992-95) | | | | Scott Gates (1987-89, 1991) | | | | Bryan Helper (1989) | | | | Kent Jones (1986-87, 1989-90) | | | | |
| 1991-92 | 9 | 683 | 75.89 | 1986-87 | 4 | 299 | 74.75 | 1988-89 | 27 | 2,054 | 76.07 | 1985-86 | 7 | 539 | 77.00 | |
| 1992-93 | 26 | 1,961 | 75.42 | 1987-88 | 7 | 542 | 77.43 | Joel Hendry (1999-01) | 1988-87 | 10 | 767 | 76.70 | 1988-89 | 33 | 2,447 | 74.15 |
| 1993-94 | 36 | 2,698 | 74.94 | 1988-89 | 15 | 1,134 | 75.60 | 1998-99 | 33 | 2,441 | 73.97 | 1988-89 | 33 | 2,447 | 74.15 | |
| 1994-95 | 15 | 1,147 | 76.47 | 1990-91 | 3 | 235 | 78.33 | 1999-00 | 32 | 2,324 | 72.63 | 1989-90 | 46 | 3,434 | 74.65 | |
| Totals | 86 | 6,489 | 75.45 | Totals | 29 | 2,201 | 76.21 | 2000-01 | 37 | 2,698 | 72.92 | Totals | 96 | 7,187 | 74.86 | |
| Rick Dudley (1981) | | | | Ralph Gemoets (1996) | | | | Tim Herron (1990-93) | | | | Randy Kahn (1977) | | | | |
| 1980-81 | 4 | 315 | 78.75 | 1995-96 | 12 | 927 | 77.25 | 1989-90 | 40 | 2,999 | 74.98 | Jeremy Kavanaugh (2002) | | | | |
| Jack Duffy (1947) | | | | Nick Geyer (2006-Present) | | | | 1990-91 | 42 | 3,122 | 74.33 | 2001-02 | 6 | 460 | 76.67 | |
| Prudy Durand (1977) | | | | 2005-06 | 24 | 1,778 | 74.80 | 1991-92 | 48 | 3,469 | 72.27 | Bob Kelly (1970-72) | | | | |
| John Elizondo (1962) | | | | 2006-07 | 35 | 2,637 | 75.34 | 1992-93 | 45 | 3,236 | 71.91 | Hans Kersting (1991-93, 1995) | | | | |
| Dennis Elkins (1965-67) | | | | Totals | 59 | 4,445 | 74.83 | Totals | 175 | 12,826 | 73.29 | 1990-91 | 25 | 1,894 | 75.76 | |
| A.C. Ellis (1950) | | | | Clifford Gilbert (1954, 1956) | | | | Tony Hidalgo (1982-84) | | | | 1991-92 | 48 | 3,589 | 74.77 | |
| Lance Ewing (1993-94) | | | | Jerry Glen (1968-69) | | | | 1981-82 | 16 | 1,247 | 77.94 | 1992-93 | 44 | 3,226 | 73.32 | |
| 1992-93 | 6 | 471 | 78.50 | Mike Glennon (1975-77) | | | | 1982-83 | 12 | 914 | 76.17 | 1994-95 | 18 | 1,363 | 75.72 | |
| 1993-94 | 15 | 1,156 | 77.07 | Greg Goldsmith (1973-76) | | | | 1983-84 | 10 | 769 | 76.90 | Totals | 135 | 10,072 | 74.61 | |
| Totals | 21 | 1,627 | 77.48 | Mike Goodart (1966-68) | | | | Totals | 38 | 2,930 | 77.11 | Pete Keyes (1985) | | | | |
| Robert Fausett (1953) | | | | 1965-66 | 13 | 991 | 76.23 | Jim Hillsberry (1982) | | | | 1984-85 | 9 | 671 | 74.56 | |
| Harold Ferguson (1956) | | | | 1966-67 | 10 | 765 | 76.50 | Tom Hornbuckle (1964) | | | | | | | | |
| Pablo Fernandez (1989-90) | | | | 1967-68 | 10 | 746 | 74.60 | Toshiki Hoshino (1997) | | | | | | | | |
| 1988-89 | 3 | 231 | 77.00 | Totals | 33 | 2,502 | 75.82 | 1996-97 | | | | 9 | 686 | 76.22 | | |
| 1989-90 | 3 | 236 | 78.67 | Dennis Gorelick (1972-73) | | | | | | | | | | | | |
| Totals | 6 | 467 | 77.83 | Peter Griggs (1949-50) | | | | | | | | | | | | |




2002 Honorable Mention All-American Scott Hailes (2000-03) is fifth on the Lobos' career stroke average list at 73.06.



All-American Don Hurter (1980-84) won three events in his career at UNM, including the 1984 John Burns Intercollegiate in Honolulu, Hawaii.



Hans Kersting (1991-95) was a two-time All-WAC selection in his career. He earned second team honors in 1992 and 1993.



John Kientle (1984-87) was an Honorable Mention All-American in 1986 and an All-WAC team member in 1986 and 1987.

| | | | | | | | | | | | | | | | |
|----------------------------------|----|-------|-------|----------------------------------|-----|-------|-------|-----------------------------------|---------|-------|-------|-------------------------------------|-----|--------|-------|
| Jim Fiala (1968-69) | | | | Jeb Gruenberger (2003-06) | | | | Shane Houska (1993) | | | | John Kientle (1984-87) | | | |
| 1977-78 | 3 | 236 | 78.67 | 2002-03 | 9 | 696 | 77.33 | 1992-93 | 3 | 226 | 75.33 | 1983-84 | 31 | 2,373 | 76.55 |
| 1978-79 | 7 | 526 | 75.14 | 2003-04 | 8 | 594 | 74.25 | Frederick Howden (1952) | 1984-85 | 30 | 2,282 | 76.07 | | | |
| 1979-80 | 17 | 1,305 | 76.76 | 2004-05 | 6 | 477 | 79.50 | Drew Hunter (1969-70) | 1985-86 | 28 | 2,099 | 74.96 | | | |
| 1980-81 | 24 | 1,824 | 76.00 | 2005-06 | 3 | 242 | 80.67 | Phil Hurrel (1991) | 1986-87 | 35 | 2,715 | 77.57 | | | |
| Totals | 51 | 3,891 | 76.29 | Totals | 26 | 2,009 | 77.27 | 1990-91 | 3 | 227 | 75.67 | Totals | 124 | 9,469 | 76.36 |
| Norman Fitch (1939) | | | | Jack Haile (1939) | | | | Don Hurter (1980-82, 1984) | | | | Burke Kiger (1968) | | | |
| Nick Frame (1998-99) | | | | Scott Hailes (2000-03) | | | | 1979-80 | 19 | 1,448 | 76.21 | Jeremy Kirkland (2003) | | | |
| 1997-98 | 2 | 145 | 72.50 | 1999-00 | 38 | 2,772 | 72.95 | 1980-81 | 27 | 2,042 | 75.63 | 2002-03 | 6 | 445 | 74.17 |
| 1998-99 | 6 | 435 | 72.50 | 2000-01 | 37 | 2,744 | 74.16 | 1981-82 | 28 | 2,110 | 75.36 | John Klee (1974-75) | | | |
| Totals | 8 | 580 | 72.50 | 2001-02 | 43 | 3,105 | 72.21 | 1983-84 | 37 | 2,739 | 74.03 | Vic Kline (1959-1961) | | | |
| Brent Freeze (1993-94) | | | | Totals | 118 | 8,621 | 73.06 | Jeff Jackson (1985-88) | | | | Dwaine Knight (1967-69) | | | |
| 1992-93 | 3 | 246 | 82.00 | Matt Hale (1999-02) | | | | 1984-85 | 21 | 1,622 | 77.24 | Del Kinney (1961) | | | |
| 1993-94 | 9 | 708 | 78.67 | 1998-99 | 7 | 540 | 77.14 | 1985-86 | 13 | 986 | 75.85 | Brian Kortan (1990-92, 1994) | | | |
| Totals | 12 | 954 | 79.50 | Darrin Hall (2006) | | | | 1986-87 | 10 | 775 | 77.50 | 1989-90 | 34 | 2,534 | 74.53 |
| Jim Frost (1948-51) | | | | 2005-06 | 3 | 219 | 73.00 | 1987-88 | 33 | 2,518 | 76.30 | 1990-91 | 45 | 3,366 | 74.80 |
| Jeff Fulwiler (1976-77) | | | | Paul Halter (1950-52) | | | | 1988-88 | 33 | 2,518 | 76.30 | 1991-92 | 48 | 3,527 | 73.48 |
| 1975-76 | 22 | 1,690 | 76.82 | Greg Harmon (1970-73) | | | | Totals | 77 | 5,901 | 76.64 | 1993-94 | 47 | 3,470 | 73.83 |
| 1976-77 | 20 | 1,530 | 76.50 | 1969-70 | 10 | 782 | 78.20 | Matt Jackson (1984-87) | | | | Totals | 174 | 12,897 | 74.12 |
| Totals | 42 | 3,220 | 76.67 | 1970-71 | 21 | 1,595 | 75.95 | 1983-84 | 6 | 463 | 77.67 | Rob Kortan (1998-01) | | | |
| Bill Gardner (1963, 1965) | | | | 1971-72 | 7 | 521 | 74.43 | 1984-85 | 19 | 1,467 | 77.21 | 1997-98 | 11 | 823 | 74.82 |
| Harold Garrison (1975-77) | | | | 1973-74 | 13 | 942 | 72.46 | 1985-86 | 16 | 1,205 | 75.31 | 1998-99 | 33 | 2,489 | 75.42 |
| | | | | Totals | 51 | 3,840 | 75.29 | 1986-87 | 15 | 1,118 | 74.53 | 1999-00 | 24 | 1,771 | 73.79 |
| | | | | | | | | Totals | 56 | 4,226 | 75.46 | 2000-01 | 23 | 1,725 | 75.00 |
| | | | | | | | | Bob Jerhoff (1963-65) | | | | Totals | 91 | 6,808 | 74.81 |






| YEAR | RD. | STROKES | AUG | YEAR | RD. | STROKES | AUG | YEAR | RD. | STROKES | AUG | YEAR | RD. | STROKES | AUG |
|---------------------------------------|-----|---------|-----|--------------------------------|-----|---------|-----|------------------------------------|-----|---------|-----|-----------------------------------|-----|---------|-----|
| John Krogh (1967) | | | | Rob McMillan (1995-97) | | | | Ryan Murphy (1994-97) | | | | Jason Pena (1990-93) | | | |
| Todd Kruger (1991) | | | | 1994-95 39 2,878 73.79 | | | | 1993-94 29 2,167 74.72 | | | | 1989-90 27 2,055 76.11 | | | |
| 1990-91 6 465 77.50 | | | | 1995-96 46 3,389 73.67 | | | | 1994-95 36 2,669 74.14 | | | | 1990-91 12 936 78.00 | | | |
| Doug LaBelle (1995-98) | | | | 1996-97 45 3,261 72.47 | | | | 1995-96 40 3,050 76.25 | | | | 1991-92 45 3,366 74.80 | | | |
| 1994-95 33 2,445 74.09 | | | | Totals 130 9,528 73.29 | | | | 1996-97 42 3,095 73.69 | | | | 1992-93 23 1,719 74.74 | | | |
| 1995-96 37 2,795 75.54 | | | | Jeff McMillen (1977-79) | | | | Totals 147 10,981 74.70 | | | | Totals 107 8,076 75.48 | | | |
| 1996-97 48 3,473 72.35 | | | | 1976-77 13 987 75.92 | | | | Madalitso Muthiya (2002-05) | | | | Brett Peterson (1992-94) | | | |
| 1997-98 37 2,664 72.00 | | | | 1977-78 10 761 76.10 | | | | 2001-02 19 1,417 74.58 | | | | 1991-92 3 234 78.00 | | | |
| Totals 155 11,377 73.40 | | | | 1978-79 18 1,326 73.67 | | | | 2002-03 39 2,889 74.08 | | | | 1992-93 3 220 73.33 | | | |
| Paul Ledge (1972) | | | | Totals 41 3,074 74.98 | | | | 2003-04 30 2,217 73.90 | | | | 1993-94 12 928 77.33 | | | |
| Larry Lenoach (1970) | | | | Ian Medlock (2002-04) | | | | 2004-05 28 2,038 72.79 | | | | Totals 18 1,382 76.78 | | | |
| Bill Lester (1979) | | | | 2001-02 6 461 76.83 | | | | Totals 116 8,561 73.80 | | | | Dick Placek (1965-68) | | | |
| Jacob Lestishen (2006-Present) | | | | 2002-03 39 2,864 73.44 | | | | Dave Newquist (1970-72) | | | | Jim Placek (1968, 1970-71) | | | |
| 2006-07 6 485 80.83 | | | | 2003-04 24 1,768 73.67 | | | | Wendell Nelson (1953-55) | | | | | | | |
| 2007-08 23 1,732 75.30 | | | | Totals 69 5,093 73.81 | | | | Jerry Nesbitt (1955) | | | | Rob Powell (1981) | | | |
| Totals 29 2,217 76.45 | | | | Bob Meheran (1988) | | | | | | | | 1980-81 10 760 76.00 | | | |
| Michael Letzig (2000-03) | | | | 1987-88 4 314 78.5 | | | | Kyle Nielsen (2007-08) | | | | Kenneth Porter (1951) | | | |
| 1999-00 34 2,470 72.65 | | | | Bob Meiering (1960) | | | | 2006-07 24 1,809 75.36 | | | | | | | |
| 2000-01 34 2,513 73.91 | | | | WM. Merritt (1951) | | | | 2007-08 21 1,587 75.57 | | | | Kevin Price (2000-01) | | | |
| 2001-02 43 3,120 72.56 | | | | Jack Miller (1961) | | | | Totals 45 3,396 75.47 | | | | 1999-00 35 2,554 72.97 | | | |
| 2002-03 39 2,774 71.13 | | | | Jim Miller (1989) | | | | Chris Nordling (1977-79) | | | | 2000-01 14 1,033 73.78 | | | |
| Totals 150 10,877 72.51 | | | | 1988-89 6 453 75.50 | | | | Jim Ortega (1951-53) | | | | Totals 49 3,587 73.20 | | | |




Brian Kortan (1990-94) won the WAC Championship and earned All-American honors in 1992. He was an Academic All-American in 1994.



Doug Labelle (1995-98) was a two-time All-American and a three-time All-WAC selection.



Joe McDermott (1963-65) was a part of three WAC Championship teams at UNM. He also won the New Mexico Intercollegiate in 1964.



Madalitso Muthiya (2002-05) was on three MWC Championship teams. He tied for 27th at the 2005 NCAA Championships.

| | | | |
|------------------------------------|----|-------|-------|
| Spencer Levin (2004-05) | | | |
| 2003-04 | 24 | 1,694 | 70.58 |
| 2004-05 | 40 | 2,799 | 69.98 |
| Totals | 64 | 4,493 | 70.20 |
| Paul Lodge (1974) | | | |
| Al Lovato (1968-71) | | | |
| 1967-68 | 6 | 431 | 71.83 |
| 1968-69 | 17 | 1,324 | 77.88 |
| 1969-70 | 17 | 1,293 | 76.06 |
| 1970-71 | 17 | 1,285 | 75.59 |
| Totals | 57 | 4,333 | 76.02 |
| Ola Lundgrin (1997) | | | |
| 1996-97 | 6 | 483 | 80.50 |
| Bill MacKenzie (1955, 1960) | | | |
| Albert Martin (1950-51) | | | |
| Lewis Martin (1939) | | | |
| Roger Martin (1948) | | | |
| Jack Mattison (1963) | | | |
| Dennis McCloskey (1967-69) | | | |
| Joe McDermott (1963-65) | | | |
| Dick McGuire (1951-52) | | | |

| | | | |
|--------------------------------|-----|-------|-------|
| Glen Millican (1995-98) | | | |
| 1994-95 | 18 | 1,370 | 76.11 |
| 1996-97 | 36 | 2,651 | 73.64 |
| 1997-98 | 11 | 832 | 75.64 |
| Totals | 65 | 4,853 | 74.66 |
| Chuck Milne (1968-70) | | | |
| Jerry Mindell (1965-67) | | | |
| Mahlon Moe (1965-67) | | | |
| Mitch Mooney (1976-79) | | | |
| 1975-76 | 17 | 1,287 | 75.71 |
| 1976-77 | 20 | 1,499 | 74.95 |
| 1977-78 | 10 | 739 | 73.90 |
| 1978-79 | 21 | 1,566 | 74.57 |
| Totals | 68 | 5,091 | 74.87 |
| Greg Morey (1976-77) | | | |
| Bill Morrison (1970-71) | | | |
| Sean Murphy (1985-88) | | | |
| 1984-85 | 21 | 1,587 | 75.57 |
| 1985-86 | 34 | 2,538 | 74.65 |
| 1986-87 | 30 | 2,232 | 74.40 |
| 1987-88 | 37 | 2,730 | 73.78 |
| Totals | 122 | 9,087 | 74.48 |


| | | | |
|--|-----|-------|-------|
| Toney Ortega (1996-99) | | | |
| 1995-96 | 3 | 236 | 78.67 |
| 1996-97 | 9 | 695 | 77.22 |
| 1997-98 | 3 | 224 | 74.67 |
| 1998-99 | 6 | 451 | 75.17 |
| Totals | 21 | 1,606 | 76.48 |
| Rod Osborn (1970, 1972) | | | |
| Todd Parks (1985-88) | | | |
| 1984-85 | 7 | 531 | 75.86 |
| 1985-86 | 29 | 2,159 | 74.45 |
| 1986-87 | 32 | 2,413 | 75.41 |
| 1987-88 | 38 | 2,860 | 75.26 |
| Totals | 106 | 7,963 | 75.12 |
| Andrew Patapaksiri (2008) | | | |
| 2007-08 | 3 | 231 | 77.00 |
| Jay Paukkunen (1969) | | | |
| Mark Pelletier (1976-79) | | | |
| Parker Pemberton (2007-Present) | | | |
| 2006-07 | 17 | 1,292 | 76.00 |
| 2007-08 | 12 | 891 | 74.25 |
| Totals | 19 | 2,183 | 75.28 |

| | | | |
|--------------------------------------|-----|-------|-------|
| Jack Pruitt (1962) | | | |
| Brandon Putnam (2007-Present) | | | |
| 2006-07 | 3 | 229 | 76.33 |
| 2007-08 | 29 | 2,197 | 75.76 |
| Totals | 32 | 2,426 | 75.81 |
| Mike Putnam (1979-82) | | | |
| 1978-79 | 21 | 1,597 | 76.05 |
| 1979-80 | 13 | 989 | 76.08 |
| 1980-81 | 21 | 1,541 | 73.38 |
| 1981-82 | 29 | 2,140 | 73.79 |
| Totals | 84 | 6,267 | 74.61 |
| Ryan Ramey (1979) | | | |
| Travis Reid (2006) | | | |
| 2005-06 | 21 | 1,584 | 75.43 |
| Pete Reyes (1985) | | | |
| 1984-85 | 4 | 304 | 76.00 |
| Jay Reynolds (2002-05) | | | |
| 2001-02 | 36 | 2,665 | 73.75 |
| 2002-03 | 20 | 1,500 | 75.00 |
| 2003-04 | 39 | 2,852 | 73.13 |
| 2004-05 | 15 | 1,105 | 73.67 |
| Totals | 110 | 8,122 | 73.84 |






| YEAR | RD. | STROKES | AUG | YEAR | RD. | STROKES | AUG | YEAR | RD. | STROKES | AUG | YEAR | RD. | STROKES | AUG |
|-----------------------------------|-----|---------|-------|----------------------------------|--------------------------------|---------|-------|-----------------------------------|----------------------------|---------|-------|-----------------------------------|-----|---------|-------|
| Jack Rice (1971-74) | | | | Brad Schmierer (1974-75) | | | | Murray Van Gundy (1993-94) | | | | Brian Wright (1990-91) | | | |
| Bobby Richardson (1990-91) | | | | David Schultz (2002-03) | | | | 1992-93 34 2,544 74.82 | | | | 1989-90 21 1,613 76.81 | | | |
| 1989-90 | 25 | 1,886 | 75.44 | 2001-02 | 15 | 1,129 | 75.27 | 1993-94 | 29 | 2,165 | 74.66 | 1990-91 | 6 | 461 | 76.83 |
| 1990-91 | 28 | 2,129 | 76.04 | 2002-03 | 18 | 1,319 | 73.28 | Totals | 63 | 4,709 | 74.75 | Totals | 27 | 2,074 | 76.81 |
| Totals | 53 | 4,015 | 75.75 | Totals | 33 | 2,448 | 74.18 | Marty Van Hekken (1982-83) | | | | Mark Wurtz (1984-86) | | | |
| Hi Roberts (1974, 1976-77) | | | | Peter Scott (1953) | | | | 1981-82 28 2,109 75.32 | | | | 1983-84 31 2,336 75.35 | | | |
| Greg Robertson (1998) | | | | Brad Sharp (1994-97) | | | | 1982-83 12 920 76.67 | | | | 1984-85 37 2,803 75.76 | | | |
| 1997-98 | 37 | 2,737 | 73.97 | 1993-94 | 35 | 2,634 | 75.26 | Totals | 40 | 3,029 | 75.73 | 1985-86 13 964 74.15 | | | |
| Paul Rooney (1981) | | | | 1994-95 39 2,938 75.33 | | | | Richard Vaught (1966-67) | | | | Totals 81 6,103 75.34 | | | |
| 1980-81 | 4 | 313 | 78.25 | 1995-96 25 1,957 78.28 | Oscar Villalobos (1990) | | | | Ysidro Ycaza (1967) | | | | | | |
| Paul Rost (1960-62) | | | | 1996-97 18 1,368 76.00 | | | | 1989-90 3 234 78.00 | | | | Sam Zimmerly (1962-63, 65) | | | |
| Aaron Salars (1996-99) | | | | Totals 117 8,897 76.04 | | | | Dave Vincent (1973-74) | | | | Gene Zylstra (1948-49) | | | |
| 1995-96 | 3 | 255 | 85.00 | Paul Simson (1970-73) | | | | Ted Waldrip (1991, 1993) | | | | | | | |
| 1996-97 | 6 | 451 | 75.17 | Burton Smith (1947, 1950) | | | | 1990-91 2 161 80.50 | | | | | | | |
| 1997-98 | 3 | 235 | 78.33 | Steve Smith (1980) | | | | 1992-93 3 224 74.67 | | | | | | | |
| 1998-99 | 6 | 468 | 78.00 | 1979-80 4 321 80.25 | | | | Totals 5 385 77.00 | | | | | | | |
| Totals | 18 | 1,409 | 78.28 | Blair Snell (1984) | | | | Chris Wall (1996-99) | | | | | | | |
| Dan Saltz (2006-08) | | | | J.B. Sneve (1984-87) | | | | 1995-96 15 1,171 78.07 | | | | | | | |
| 2005-06 | 6 | 484 | 80.67 | 1983-84 27 2,049 75.89 | | | | 1996-97 39 2,889 74.08 | | | | | | | |
| 2006-07 | 15 | 1,153 | 76.87 | 1984-85 34 2,524 74.24 | | | | 1997-98 37 2,736 73.95 | | | | | | | |
| 2007-08 | 6 | 452 | 75.33 | 1985-86 22 1,646 74.82 | | | | 1998-99 39 2,926 75.03 | | | | | | | |
| Totals | 27 | 2,089 | 77.37 | Totals 109 8,157 74.83 | | | | Totals 130 9,722 74.78 | | | | | | | |



Jason Pena (1990-93) was a second team All-WAC member as a senior in 1993.



Two-Time All-American Mike Putnam (1979-82) shot a 65 in the 1981 Aztec Invitational, still one of the lowest rounds in UNM history.



Bobby Richardson (1990-91) played two seasons for the Lobos.



Chris Wall (1996-99) won the 1998 Perry Maxwell Invitational in Ardmore, Okla. He also participated in two NCAA Championships.

| | | | |
|---|-----|-------|-------|
| Henry Sandles (1973-74) | | | |
| 1972-73 | 19 | 1,447 | 76.16 |
| 1973-74 | 17 | 1,288 | 75.76 |
| Totals | 36 | 2,735 | 75.97 |
| Steve Satterstrom (1967-69) | | | |
| Jon Sauer (2008-Present) | | | |
| 2007-08 | 33 | 2,442 | 74.00 |
| Mike Sauer (1993-96) | | | |
| 1992-93 | 12 | 920 | 76.67 |
| 1993-94 | 29 | 2,200 | 75.86 |
| 1994-95 | 42 | 3,130 | 74.53 |
| 1995-96 | 46 | 3,423 | 74.41 |
| Totals | 129 | 9,673 | 74.98 |
| Jack Saunders (1985-86, 1988-89) | | | |
| 1984-85 | 4 | 316 | 79.00 |
| 1985-86 | 7 | 525 | 75.00 |
| 1987-88 | 34 | 2,587 | 76.09 |
| 1988-89 | 36 | 2,715 | 75.42 |
| Totals | 81 | 6,143 | 75.84 |
| Steve Saunders (2006-Present) | | | |
| 2005-06 | 24 | 1,784 | 74.33 |
| 2006-07 | 41 | 2,997 | 73.09 |
| 2007-08 | 38 | 2,847 | 74.92 |
| Totals | 103 | 7,628 | 74.06 |

| | | | |
|--------------------------------|----|-------|-------|
| Jack Sommers (1970-73) | | | |
| Eugene Springer (1949) | | | |
| Tony St. John (1980-82) | | | |
| 1979-80 | 15 | 1,177 | 78.47 |
| 1980-81 | 7 | 544 | 77.71 |
| 1981-82 | 15 | 1,142 | 76.13 |
| Totals | 37 | 2,863 | 77.38 |
| Mike Standly (1983) | | | |
| 1982-83 | 12 | 917 | 76.42 |
| Joe Stansberry (1979) | | | |
| 1978-79 | 4 | 294 | 73.50 |
| Ron Stelten (1977-79) | | | |
| Chris Stewart (1979) | | | |
| Joe Sturgess (1965-66) | | | |
| Jim Sweeney (1981) | | | |
| 1980-81 | 4 | 334 | 83.50 |
| William Swope (1955-56) | | | |
| Tyler Symons (2003-04) | | | |
| 2002-03 | 9 | 673 | 74.78 |
| 2003-04 | 15 | 1,129 | 75.27 |
| Totals | 24 | 1,802 | 75.08 |
| Jerry Traux (1960-62) | | | |

| | | | |
|-----------------------------------|-----|-------|-------|
| Dave Waszak (1982-83) | | | |
| 1982-83 | 12 | 910 | 75.83 |
| 1983-84 | 25 | 1,924 | 76.96 |
| Totals | 37 | 2,834 | 76.59 |
| Bill Werley (1989-91) | | | |
| 1988-89 | 9 | 710 | 78.89 |
| 1989-90 | 6 | 457 | 76.17 |
| 1990-91 | 5 | 411 | 82.20 |
| Totals | 20 | 1,578 | 78.90 |
| Jeff White (1982) | | | |
| 1981-82 | 3 | 231 | 77.00 |
| Wes Wilkening (1968-70) | | | |
| Afton Williams (1939) | | | |
| Guy Wimberly (1963-64) | | | |
| Herbert Wimberly (1955-56) | | | |
| Tim With (1991-94) | | | |
| 1990-91 | 12 | 926 | 77.17 |
| 1991-92 | 44 | 3,284 | 74.64 |
| 1992-93 | 40 | 2,980 | 74.50 |
| 1993-94 | 32 | 2,392 | 74.75 |
| Totals | 128 | 9,582 | 74.86 |



Mike Sauer (1993-96) won the 1995 NCAA West Regional at the UNM Championship Course.





WILLIAM H. TUCKER INVITATIONAL HISTORY

The William H. Tucker Invitational turns 54 years old this season, and the invitational continues to rank among the nations most prestigious and selective in-season college golf events in the country. The Tucker is the second-oldest men's college tournament in the country, behind only the New England Intercollegiate Golf Tournament.

The invitational is named in honor of a great English golf course architect and former University of New Mexico groundskeeper, William H. Tucker.

The invitational has been held at the Championship Course at the University of New Mexico since 1967, the event was previously held at the University of New Mexico North Course from 1955-1966.

Participants of the Tucker have been impressive. Bobby Clampett, Tommy Armour III, Tim Herron, Duffy Waldorf, Notah Begay, Tag Ridings and Kent Jones, all members of the PGA. Tiger Woods won the tournament in his first career college event in 1994. Phil Mickelson participated in 1992. Matt Kuchar who was the 1998 U.S. Amateur Champion and a current PGA player, participated in the Tucker. 2003 NCAA Champion Alejandro Canizares of Arizona State University and 2004 NCAA Champion, 2004 U.S. Pub Links Champion and U.S. Amateur Champion Ryan Moore have been the most recent participants in the Tucker.

The 1983 invitational marked a first for the Tucker and collegiate golf when the William H. Tucker Invitational became associated with a charitable organization: The American Cancer Society (a beneficiary of tournament profits for the last 23 years). From 1954 through 1988, the tournament was a 72-hole format. The last 18 Tuckers (including the 2006 tournament) have been adapted to a 54-hole structure, conforming to current NCAA standards.

2008 TUCKER PLANNING COMMITTEE

| | | |
|----------------------------------|-------------------|------------------|
| Beverly Akin | Pat Hafner | Rodney Shoemaker |
| Jim Anderson | Robert Maestas | Dennis Snyder |
| Bill Archibeck | Howard Miller | John Storz |
| Lisa Broderick | Glen Millican | Jerry Tapia |
| Gary Chilcoat | Stephanie Narvaez | George Trujeque |
| Roger Dibble | Mary Lynn Roper | Jerry Vigil |
| Geraldine Esquivelle/Abby Ouimet | Brian Rowe | Joe Zazula |

THE WILLIAM H. TUCKER AND CAMP ENCHANTMENT

Since 1983, the William H. Tucker Foundation, through the William H. Tucker Invitational, has been working with the American Cancer Society to help benefit cancer victims. Since 1986, the William H. Tucker Foundation and the American Cancer Society help fund a program called Camp Enchantment. Camp Enchantment benefits child cancer victims in the State of New Mexico. The camp provides child cancer victims the opportunity to forget their affliction for a week and enjoy life through friendships and discoveries in a safe and supportive camp environment. A secondary benefit of Camp Enchantment is to give families of child cancer victims a week off from their tremendous responsibility of the constant medical care that they provide.

The William H. Tucker Foundation conducts a pairings party, which includes a Silent Auction and the William H. Tucker Foundation Golf Tournament that has been hosted by Sandia Resort and Casino since 2004. This event has helped the Foundation meet increasing costs of the Camp and it has become one of the "must attend" events of the year. With the support of the Foundation sponsors, donors and bidders, Camp Enchantment will continue to be a week of joy for the child cancer victims. These events fund the contribution to Camp Enchantment. The practice round for the colligate players is the day proceeding the Invitational. One player from a college team is paired with a foursome of donors or sponsors. The colligate player's round is his practice round.

Camp Enchantment has between 60 and 80 child cancer victims every year. The ages range between 7 and 17. Camp Enchantment has been held in Taos New Mexico and Alamogordo New Mexico. Since 2005, Camp Enchantment has been held southeast of Albuquerque New Mexico in the Manzano Mountains at the Manzano Mountain Retreat. The children are able to forget about treatments, forget about being different and just enjoy being kids. One camper wrote to the Foundation and stated "This was the best week of my life". Enduring friendships are formed as campers share their experiences, even after the camp has ended. The camp also builds self-esteem and confidence. The camp also allows community volunteers and underwriters to help provide new experiences and challenges for the campers. Caring and qualified volunteer counselors encourage the campers to stretch their abilities and learn new skills. The camp attendees have no cost for camp attendance.

The American Cancer Society wrote to the William H. Tucker Foundation, "Nothing Splendid has ever been achieved except by those who dared to believe that something inside of them was superior to circumstances. Thank you for making splendid possible".

This is what keeps the Foundation volunteers doing what they do for Camp Enchantment.

The William H. Tucker Foundation hopes you'll join us in our efforts to benefit the children of Camp Enchantment.

Thank you
Roger Dibble - Chairman






WILLIAM H. TUCKER PAST TEAM & INDIVIDUAL CHAMPIONS

| YEAR | TEAM TITLE | INDIVIDUAL CHAMPION (TEAM) |
|------|-------------------|--------------------------------------|
| 1955 | New Mexico | Herb Wimberly (New Mexico) |
| 1956 | Hardin Simmons | James Breen (New Mexico) |
| 1957 | Houston | Jacky Cupit (Houston) |
| 1958 | Houston | John Paul Cain (Texas Tech) |
| 1959 | Houston | Dick Crawford (Houston) |
| 1960 | Houston | Joel Goldstrand (Houston) |
| 1961 | Houston | Babe Hiskey (Houston) |
| 1962 | Houston | Kermit Zarley (Houston) |
| 1963 | Houston | Wright Garrett (Houston) |
| 1964 | Houston | Randy Petri (Houston) |
| 1965 | Houston | George Boutell (Arizona State) |
| 1966 | Houston | Doug Olson (Houston) |
| 1967 | Brigham Young | Johnny Miller (Brigham Young) |
| 1968 | Houston | Reid Goodliffe (Utah) |
| 1969 | Houston | Ray Leach (Brigham Young) |
| 1970 | Houston | Bruce Lietzke (Houston) |
| 1971 | Brigham Young | Ray Leach (Brigham Young) |
| 1972 | Texas | Jack Sommers (New Mexico) |
| 1973 | Brigham Young | Cricket Musch (New Mexico State) |
| 1974 | Arizona State | Mark Ley (San Jose State) |
| 1975 | Wake Forest | Keith Fergus (Houston) |
| 1976 | Brigham Young | Monty Carrico (New Mexico) |
| 1977 | New Mexico | Mike Gove (Weber State) |
| 1978 | Brigham Young | Bob Clampett (Brigham Young) |
| 1979 | Brigham Young | Bob Clampett (Brigham Young) |
| 1980 | New Mexico | Tommy Armour III (New Mexico) |
| 1981 | New Mexico | Mike Putnam (New Mexico) |
| 1982 | Brigham Young | Rick Fehr (Brigham Young) |
| 1983 | Brigham Young | Robert Meyer (Brigham Young) |
| 1984 | UCLA | Duffy Waldorf (UCLA) |
| 1985 | Texas-El Paso | David Montelongo (New Mexico State) |
| 1986 | Brigham Young | Kevin Gai (Texas-El Paso) |
| 1987 | Arizona | Eric Meeks (Arizona) |
| 1988 | Oklahoma | Matthew Lane (Oklahoma) |
| 1989 | New Mexico | Kent Jones (New Mexico) |
| 1990 | Arizona | Christian Pena (Arizona) |
| 1991 | Arizona | David Seawell (South Carolina) |
| 1992 | New Mexico | Tim Herron (New Mexico) |
| 1993 | Stanford | Chris Riley (UNLV) |
| 1994 | Oklahoma State | Tiger Woods (Stanford) |
| 1995 | UNLV | Birk Nelson (Oregon State) |
| 1996 | Texas | Tag Ridings (Arkansas) |
| 1997 | Georgia Tech | Doug LaBelle (New Mexico) |
| 1998 | Texas | Edward Loar (Oklahoma State) |
| 1999 | Brigham Young | David Gossett (Texas) |
| 2000 | Brigham Young | Nigel Spence (Colorado State) |
| 2001 | New Mexico | Billy Harvey (Brigham Young) |
| 2002 | New Mexico | Manuel Merizalde, BYU |
| 2003 | New Mexico | Michael Letzig (New Mexico) |
| 2004 | Arizona State | Ian Medlock (UNM JV) |
| 2005 | Arizona | Ryan Moore (UNLV) |
| 2006 | UNLV | Andres Gonzales (UNLV) |
| 2007 | New Mexico | Charlie Beljan (New Mexico) |
| 2007 | Pepperdine | Jesse Barnsley (Pepperdine) |





Past participants of the William H. Tucker include: current PGA stars Phil Mickelson of Arizona State and Tiger Woods of Stanford. Woods won the tournament in his first career college event in 1994. Michael Letzig (bottom left) of New Mexico and Ricky Barnes (bottom right) of Arizona finished first and third, respectively, in 2002. Tim Herron (below) tees off in front of a big crowd in 1993.



TUCKER TIDBITS

The 72-hole record at the Tucker is held by former Brigham Young golfer Bobby Clampett. Clampett fired a 278 (-10) in 1979. Tim Herron (New Mexico) set a course and Tucker record with a 62 in 1992. His 54-hole total of 201 is also a Tucker record.

2008 TUCKER FIELD

Air Force

Arizona

BYU

Campbell

Colorado

Hawaii

UNLV

New Mexico

Ohio State

Pacific

Pepperdine

UTEP

Texas-San Antonio

Texas State

Utah

Wyoming

