



Ronnie Daniel was the first Cowboy to record 1,000 points and 400 assists in a career.



Olus Holder was the first to accomplish 1,000 points and 800 rebounds in a career.



Byron Houston is the all-time career leader in points scored (2,379), rebounds (1,189) and blocked shots (222).



Randy Rutherford holds the all-time records for three-point field goals made in a season (146) and career (279) as well as three-pointers attempted in a season (349) and a career (668).

**ALMANAC I table of contents**

110	POINTS	142	YEAR-BY-YEAR
116	REBOUNDS	144	RESULTS
120	ASSISTS	158	OPPONENTS
124	BLOCKED SHOTS	164	ALL-TIME ROSTER
126	STEALS	168	OVERTIME
128	FIELD GOALS	169	AP RANKINGS
131	3-POINT FG	170	MISCELLANEOUS
134	FREE THROWS	171	NCAA RANKINGS
137	GAMES	172	BIG 12 RECORDS
138	MINUTES	174	GALLAGHER-IBA ARENA RECORDS
139	MISCELLANEOUS	176	OPPONENT RECORDS
140	STREAKS		
141	COACHES		

TABLE OF CONTENTS

LIFE AS A COWBOY

PLAYERS

COACHES

HISTORY

ALMANAC

YEAR IN REVIEW

MEDIA INFORMATION



**Most Points Scored in a(n) ...**

Game	129	vs Southwestern Oklahoma State (01-02-2007)
Game, Division I	124	vs Oral Roberts (01-18-1989)
Game, both teams	222	vs Oral Roberts [98] (01-18-1989)
Road Game	108	at Oklahoma (03-01-1989)
Big 12 Game	105	vs Texas (01-16-2007) — 3 OT
Big 12 Game, regulation	104	at Colorado (01-30-2005)
First Half	67	Houston Baptist (12-15-1998)
Big 12 First Half	52	at Colorado (01-30-2005)
Second Half	72	vs Southwestern Oklahoma State (01-02-2007)
Big 12 Second Half	56	at Missouri (02-21-2000)
	56	at Texas A&M (01-03-1998)
Overtime Period	24	vs Providence (11-26-1993)
Multiple Overtimes	34	vs Texas (01-16-2007) — 3 OT
Loss	108	vs Oklahoma (03-01-1989)

**Fewest Points Scored in a(n) ...**

Game	8	at Texas (1921-22); at Texas A&M (1917-18)
Game *	37	vs Kansas (03-07-2000)
Big 12 Game	37	vs Kansas (03-07-2000)
Half	11	vs Oklahoma (12-27-1965) — 2nd
Big 12 Half	16	vs Oklahoma (01-12-1999) — 1st
Overtime Period	0	on five occasions, most recently, at Missouri (02-26-1984)
Win	13	vs Oklahoma City (1907-08)
Win *	48	vs Oklahoma (01-13-2003)

**Largest Margins of Victory**

64	111-47	Colgate (11-24-1990)
62	113-51	Prairie View A&M (01-04-1994)
61	89-28	Phillips (01-22-1945)
60	125-65	Langston (01-05-2000)
59	86-27	Pentathlon Military (01-26-1945)
58	103-45	West Texas A&M (01-10-1994)
57	92-35	Northwestern Oklahoma State (12-21-2004)
56	85-29	Drake (02-07-1948)
55	102-47	Texas Wesleyan (11-30-1979)
54	84-30	Tinker Field (03-02-1945)
53	86-33	St. Louis (02-22-1946)
52	129-77	Southwestern Oklahoma State (01-02-2007)
52	81-29	Washington State (12-04-2004)
52	110-58	Centenary (12-05-1990)
52	114-62	Houston Baptist (12-15-1998)
51	78-27	Tulsa (03-14-1945)

**Largest Margins of Victory on the Road**

45	90-45	at Oral Roberts (01-21-1993)
40	65-25	at Drake (03-08-1946)
39	84-45	at Oral Roberts (01-11-1995)
38	94-56	at North Texas (11-28-2000)
35	100-65	at Texas A&M (01-03-1998)
35	55-20	at Tulsa (03-05-1947)
34	97-63	at Portland (12-27-1987)
33	91-58	at Texas A&M (01-11-2003)
32	70-38	at Eastern New Mexico (12-06-1952)
31	50-19	at St. Louis (02-26-1940)
30	62-32	at West Texas A&M (12-04-1950)

**Largest Margins of Victory (Big 12 game)**

39	94-55	Nebraska (02-19-2000)
36	96-60	Colorado (03-01-2000)
35	100-65	at Texas A&M (01-03-1998)
33	91-58	Baylor (02-14-2004)
33	91-58	at Texas A&M (01-11-2003)
33	86-53	Kansas (02-07-2000)
32	87-55	Texas A&M (02-05-2000)
32	94-62	Texas A&M (01-24-1998)

**Most Points Allowed in a(n) ...**

Game	116	vs Oklahoma (03-05-1985)
Big 12 Game	104	at Kansas (02-12-1997)
First Half	63	at USC (12-06-1974)
Big 12 First Half	53	Kansas (01-15-2002)
Second Half	71	at Oklahoma (01-24-1984)
Big 12 Second Half	60	at Kansas (02-12-1997)
Overtime Period	19	vs Temple (03-22-1991)
Multiple Overtimes	32	Texas (01-16-2007) — 3 OT
Win	103	Texas (01-16-2007) — 3 OT

**Fewest Points Allowed in a(n) ...**

Game	4	Phillips (1914-15)
Game *	29	Washington State (12-04-2004)
Big 12 Game	41	Texas A&M (03-06-2004)
	41	at Baylor (01-15-2000)
Half	10	Washington State (12-04-2004) — 1st
Big 12 Half	14	Baylor (02-14-2004) — 1st
Overtime Period	0	on three occasions, most recently, New Orleans (12-04-1991)
Loss	15	at Texas A&M (1917-18)
Loss *	46	at Texas A&M (02-11-2006)

\* since shot clock was introduced in 1985-86

**Miscellaneous Individual Records**

Combined Points, two teammates	68	Fred Burley (35) and Brooks Thompson (33), vs. Oral Roberts (03-04-1993)
Combined Points, two opposing players	74	Mario Boggan (37) and Kevin Durant (37), vs. Texas (01-16-2007)
Most Points in a Half	32	Bob Kurland vs. St. Louis, 1st half (02-22-1946)
Most Points, first game as a Cowboy	27	Amos Thomas (So.) vs. Arkansas (12-03-1968)

**Largest Margins of Defeat (since 1934-35)**

38	51-89	at Memphis (12-20-1986)
35	67-102	at Long Beach State (12-15-1979)
35	55-90	at Kansas (01-23-1971)
34	58-92	at Texas (01-04-1997)
34	46-80	at Texas (01-23-2006)
33	47-80	Kansas (02-19-1966)
32	72-104	at Kansas (02-12-1997)
31	61-92	vs TCU at Oklahoma City (12-26-1986)
30	57-87	at Kansas (01-10-2007)

**Largest Margins of Defeat at Home (since 1934-35)**

33	47-80	Kansas (02-19-1966)
25	50-75	Kansas State (01-21-1967)
24	67-91	Kansas State (02-26-1973)
23	55-78	St. Louis (01-06-1973)
21	87-108	Texas (12-07-1977)
20	46-66	Texas A&M (02-21-2007)
20	58-78	Kansas (02-28-1970)
20	47-67	Kansas State (01-08-1966)

**Largest Margins of Defeat (Big 12 game)**

34	46-80	at Texas (01-23-2006)
34	58-92	at Texas (01-04-1997)
32	72-104	at Kansas (02-12-1997)
30	57-87	at Kansas (01-10-2007)
29	54-83	at Texas (02-12-2007)
24	70-94	at Texas Tech (01-19-2002)
22	51-73	vs Texas Tech at KC (03-08-2002)
21	62-83	at Texas Tech (01-10-2004)
20	46-66	Texas A&M (02-21-2007)



**Largest Halftime Leads**

41	58-17	Prairie View A&M (01-04-1994)
39	56-17	Grambling (12-15-1990)
37	66-29	Langston (01-05-2000)
36	48-12	Southeastern Louisiana (01-23-1991)
34	56-22	Southeastern Oklahoma State (12-16-2003)
33	46-13	Central Connecticut State (01-03-1989)
33	52-19	West Texas A&M (01-10-1994)
31	67-36	Houston Baptist (12-15-1998)
30	55-25	Midwestern State (12-09-1989)
29	51-22	MacMurray (12-08-1969)
29	43-14	Baylor (02-14-2004)

**Largest Halftime Leads (road game)**

28	50-22	at North Texas (11-28-2000)
27	55-28	at Alaska-Anchorage (11-27-2002)
24	45-21	at Oral Roberts (01-25-1992)
23	39-16	at UTEP (12-09-1959)
21	47-26	at Baylor (02-05-2005)

**Largest Halftime Leads (neutral site game)**

28	47-19	vs San Diego State at OKC (12-12-1999)
27	53-26	vs LSU at Tulsa (12-20-1994)
25	38-13	vs Arkansas-Little Rock at OKC (12-12-1998)
22	43-21	vs Iowa State at Kansas City (03-11-1994)
22	43-21	vs Seattle at OKC (12-29-1955)
22	41-19	vs Memphis at Kansas City (03-21-2004)

**Largest Halftime Leads (Big 12 game)**

29	43-14	Baylor (02-14-2004)
23	48-25	Texas A&M (02-05-2000)
23	41-18	Baylor (01-20-1999)
22	43-21	Missouri (01-18-2003)
22	41-19	Baylor (01-30-2000)
21	47-26	at Baylor (02-05-2005)

**Largest Halftime Deficit Overcome for a Win**

Halftime Deficit	Halftime Score	Final Score	Opponent (Date)
12	29-41	72-71	Louisville (12-06-1980)
12	20-32	51-49	at Missouri (03-03-1996)
11	28-39	57-56	at Kansas State (01-17-2004)
11	24-35	67-63	Iowa State (03-01-1997)
11	29-40	66-61	Texas A&M (01-30-1999)
10	38-48	86-85	vs Alcorn State at OKC (12-29-1980)
10	26-36	71-68	at Colorado (01-24-1990)
10	34-44	82-78	vs Kansas State at KC (03-09-1990)
10	23-33	56-50	vs Iowa State at KC (12-30-1976)
10	22-32	86-79	Baylor (12-01-1986)

**Largest Halftime Lead Surrendered in a Loss**

Halftime Lead	Halftime Score	Final Score	Opponent (Date)
18	38-20	83-84	at Iowa State (02-15-1992) *
17	36-19	54-58	at Missouri (02-02-1963)
16	43-27	62-64	Iowa State (03-01-1972)
12	43-31	66-75	at Kansas (02-17-1973)
11	29-18	57-62	Texas Tech (02-24-2003)
11	50-39	80-82	vs Tulsa at OKC (03-20-1994)
11	34-23	54-56	at Colorado (02-24-1964)
11	27-16	59-61	at Oklahoma (03-01-1969) *

**Largest Halftime Deficits**

30	33-63	at USC (12-06-1974)
29	19-48	vs USC at Long Island, N.Y. (03-15-2001)
24	23-47	at Kansas (02-07-1987)
23	20-43	vs TCU at OKC (12-26-1986)
22	31-53	Kansas (01-15-2002)
22	36-58	at Oklahoma (03-05-1985)
21	24-45	at Memphis (12-30-1986)
20	24-44	at Iowa State (02-06-1961)
20	27-47	at Kansas (01-23-1971)
20	30-50	at Long Beach State (12-15-1979)

**Largest Halftime Deficits (home game)**

22	31-53	Kansas (01-15-2002)
18	17-35	Oklahoma (02-08-1978)
18	26-44	Oklahoma (03-05-1966)
17	21-38	Kansas (02-19-1966)
15	30-45	Kansas State (01-07-1961)

**Largest Halftime Deficits (neutral site game)**

29	19-48	vs USC at Long Island, N.Y. (03-15-2001)
23	20-43	vs TCU at OKC (12-26-1986)
19	32-51	vs Kansas at KC (12-26-1974)
19	22-41	vs Colorado at KC (12-27-1971)

**Largest Halftime Deficits (Big 12 game)**

22	31-53	Kansas (01-15-2002)
17	30-47	at Kansas (01-10-2007)
16	28-44	at Kansas (02-12-1997)
15	29-44	at Colorado (02-03-2007)
15	21-36	at Kansas State (02-02-2002)

In the highest scoring game in OSU history, the Cowboys defeated Oral Roberts 124-98 on Jan. 18, 1989. The two teams combined for 222 points. ORU led at halftime 60-53, the most points by two teams (113) in a half in school history.

**Largest Halftime Turnaround**

33	-7 (53-60)	+26 (124-98)	Oral Roberts (01-18-1989)
31	-3 (25-28)	+28 (77-49)	Iowa State (02-27-1995)
29	-5 (35-40)	+24 (85-61)	at Colorado (01-16-1993)
25	-7 (21-28)	+18 (71-53)	Stephen F. Austin (11-27-1984)
23	-8 (19-27)	+15 (64-49)	vs Missouri at KC (12-29-1959)
22	-6 (29-35)	+16 (73-57)	Sam Houston State (11-27-2004)
21	-6 (31-37)	+15 (79-64)	at Colorado State (12-08-1980)
21	-2 (35-37)	+19 (77-58)	North Texas (11-24-2001)
20	-9 (27-36)	+11 (79-68)	vs Arizona State at OKC (12-10-1997)
20	-6 (23-29)	+14 (73-59)	Arkansas State (01-04-1978)
20	-4 (32-36)	+16 (75-59)	vs SMU at Tulsa (01-02-1993)
20	-2 (32-34)	+18 (82-64)	vs Siena at Las Vegas (11-20-2001)
20	-2 (30-32)	+18 (65-47)	vs Texas Tech at OKC (12-27-1955)

**Largest Halftime Turnaround (Big 12)**

18	-1 (40-41)	+17 (93-76)	at Texas A&M (01-11-2003)
18	-2 (32-34)	+16 (84-68)	Missouri (02-20-1999)
17	-7 (29-36)	+10 (76-66)	at Texas Tech (01-08-2005)
16	-11 (29-40)	+5 (66-61)	Texas A&M (01-30-1999)
15	-4 (25-29)	+11 (68-57)	at Baylor (01-08-2002)
15	-9 (29-38)	+6 (75-69)	Kansas State (01-02-1999) *
15	-11 (24-35)	+4 (67-63)	Iowa State (03-01-1997)

\* overtime game

POINTS  
LIFE AS A COWBOY  
PLAYERS  
COACHES  
HISTORY  
ALMANAC  
YEAR IN REVIEW  
MEDIA INFORMATION



**OSU 100-Point Games**

1.	129	Southwestern State (01-02-2007)
2.	127	College of Santa Fe (12-03-1977)
3.	125	Langston (01-05-2000)
4.	124	Oral Roberts (01-18-1989)
5.	114	Houston Baptist (12-15-1998)
	114	Oral Roberts (03-04-1993)
	114	Midwestern State (12-09-1989)
8.	113	Prairie View A&M (01-04-1994)
	113	vs Providence (11-25-1993)
10.	112	Alaska-Anchorage (01-02-1995)
11.	111	Colgate (11-24-1990)
	111	vs LSU (12-20-1994)
13.	110	Centenary (12-05-1990)
14.	109	UMKC (12-19-1988)
15.	108	at Oklahoma (03-01-1989)
	108	Oral Roberts (01-11-1983)
17.	106	at Texas-Arlington (01-14-1984)
18.	105	Texas (01-16-2007)
	105	at Oklahoma (01-08-1994)
20.	104	at Colorado (01-30-2005)
	104	at Samford (12-16-1978)
22.	103	North Texas (11-27-1999)
	103	Texas-Pan American (11-15-1997)
	103	West Texas A&M (01-10-1994)
	103	at Nebraska (02-14-1990)
26.	102	Iowa State (01-28-1989)
	102	Texas Wesleyan (11-30-1979)
28.	101	Roosevelt (01-03-1979)
	101	at Iowa State (01-18-1975)
	101	vs Colorado (12-30-1974)
31.	100	at Texas A&M (01-03-1998)
	100	vs Georgia Southern (03-20-1992)
	100	Houston Baptist (12-21-1991)
	100	Colorado (02-11-1989)
	100	at Oklahoma (01-24-1984)
	100	at Oklahoma (02-24-1981)
	100	at Oklahoma City (01-03-1981)
	100	at San Diego State (12-13-1979)

**Opponent 100-Point Games**

1.	116	at Oklahoma (03-05-1985)
2.	115	at Oklahoma (01-24-1984)
3.	112	vs Auburn (12-10-1977)
4.	111	at Oklahoma (03-01-1989)
5.	109	at Oklahoma (01-27-1990)
6.	108	at Oklahoma (01-09-1988)
	108	Texas (12-07-1977)
8.	107	Oklahoma (03-03-1990)
	107	at USC (12-06-1974)
10.	106	at Oklahoma (02-05-1986)
11.	105	at Missouri (01-21-1989)
12.	104	at Kansas (02-12-1997)
	104	at San Diego State (12-13-1979)
14.	103	Texas (01-16-2007)
15.	102	vs Providence (11-26-1993)
	102	vs Pittsburgh (12-01-1989)
	102	at Colorado (02-01-1989)
	102	at Long Beach State (12-15-1979)
19.	100	at UNLV (02-10-1990)

**Top Offensive Seasons**

*in school history*

by total			by average		
1.	2,859	1994-95	1.	83.5	1988-89
2.	2,738	1993-94	2.	82.6	1989-90
3.	2,726	1991-92	3.	80.5	1993-94
4.	2,698	2003-04	4.	80.0	1980-81
5.	2,626	2006-07	5.	79.7	1990-91
6.	2,620	1999-2000	6.	78.9	1997-98
7.	2,583	2004-05	7.	78.3	2004-05
8.	2,561	1989-90	8.	77.4	1992-93
9.	2,549	1990-91	9.	77.3	1994-95
10.	2,505	1988-89	10.	77.2	1979-80
11.	2,431	1998-99	11.	77.1	2003-04
12.	2,367	1982-83	12.	77.1	1999-2000
13.	2,322	2005-06	13.	76.4	1982-83
14.	2,293	2001-02	14.	75.7	1991-92
15.	2,288	1997-98	15.	75.0	2006-07
16.	2,246	1992-93	16.	73.7	1974-75
17.	2,224	2002-03	17.	73.7	1984-85
18.	2,222	1996-97	18.	72.8	1987-88
19.	2,183	1987-88	19.	72.7	1977-78
20.	2,160	1980-81	20.	72.3	1985-86
21.	2,129	2000-01	21.	71.8	1978-79
22.	2,084	1979-80	22.	71.7	2001-02
23.	2,063	1984-85	23.	71.5	1998-99
24.	2,025	1985-86	24.	71.5	1983-84
25.	2,001	1983-84	25.	71.4	1981-82

**Top Defensive Seasons**

*since 1970-71 \**

by total			by average		
1.	1,725	1995-96	1.	58.8	1967-68
2.	1,814	1975-76	2.	59.3	1968-69
3.	1,833	1981-82	3.	60.9	1965-66
4.	1,853	1970-71	4.	62.3	1999-2000
5.	1,888	1976-77	5.	62.5	2003-04
6.	1,907	1971-72	6.	62.6	2002-03
7.	1,908	1973-74	7.	63.1	1998-99
8.	1,935	1978-79	8.	63.1	1991-92
9.	1,936	2000-01	9.	63.5	1966-67
10.	1,948	1977-78	10.	63.9	1995-96
11.	1,982	1972-73	11.	64.1	2001-02
12.	1,985	1983-84	12.	64.3	1994-95
13.	2,003	1992-93	13.	64.5	2000-01
14.	2,004	2002-03	14.	64.9	1969-70
15.	2,005	1974-75	15.	65.2	2004-05
16.	2,008	1997-98	16.	65.8	2005-06
17.	2,009	1985-86	17.	66.2	1990-91
18.	2,044	1979-80	18.	67.9	1981-82
19.	2,050	2001-02	19.	68.4	1982-83
20.	2,064	1984-85	20.	68.8	1993-94
21.	2,117	1999-2000	21.	69.1	1992-93
22.	2,118	1990-91	22.	69.2	1997-98
23.	2,119	1982-83	23.	69.5	1996-97
24.	2,144	1980-81	24.	69.8	1975-76
25.	2,145	1998-99	25.	69.9	1976-77

\* OSU never allowed more than 1,700 total points in a season prior to 1970-71. 'by average' dates back to 1965-66. OSU never allowed more than 58.5 points per game prior to that season.

**Scoring Averages ...**

Oklahoma State		
Season High	83.5	in 1988-89 (2,505 points in 30 games)
Season Low *	69.4	in 1986-87 (1,943 points in 28 games)
Big 12 Season High	78.6	in 1997-98 (1,258 points in 16 games)
Big 12 Season Low	65.6	in 2005-06 (1,050 points in 16 games)
Opponents		
Season High	79.4	in 1980-81 (2,144 points in 27 games)
Season Low *	62.3	in 1999-2000 (2,117 points in 34 games)
Big 12 Season High	76.0	in 2006-07 (1,216 points in 16 games)
Big 12 Season Low	59.2	in 1999-2000 (948 points in 16 games)

\* since shot clock was introduced in 1985-86

**Points Per Game by Class**

Freshman		Junior	
17.4	Richard Dumas (1987-88)	22.7	Byron Houston (1990-91)
13.3	Matt Clark (1978-79)	21.0	Bryant Reeves (1993-94)
13.0	Byron Houston (1988-89)	19.8	Maurice Baker (2000-01)
12.5	Ronnie Daniel (1973-74)	18.6	Kevin Fitzgerald (1972-73)
12.4	Corey Williams (1988-89)	18.0	Joe Atkinson (1983-84)
Sophomore		Senior	
19.5	Bryant Reeves (1992-93)	24.2	Ed Odom (1979-80)
18.5	Byron Houston (1989-90)	21.5	Bryant Reeves (1994-95)
17.5	Ronnie Daniel (1974-75)	20.7	Bob Mattick (1953-54)
17.3	Matt Clark (1980-81)	20.4	Arlen Clark (1958-59)
16.7	Amos Thomas (1968-69)	20.2	Byron Houston (1991-92)



INDIVIDUAL SINGLE-GAME PERFORMANCES

POINTS  
LIFE AS A COWBOY  
PLAYERS  
COACHES  
HISTORY  
ALMANAC  
YEAR IN REVIEW  
MEDIA INFORMATION

- 58** Bob Kurland (Sr.) vs St. Louis (02-22-1946)
- 45** Randy Rutherford (Sr.) at Kansas (03-05-1995)
- 42** Arlen Clark (Sr.) vs Colorado (03-17-1959)
- 41** Ed Odom (Sr.) at Texas-Pan American (12-22-1979)
- 40** JamesOn Curry (Jr.) at Baylor (03-03-2007)
- 39** on three occasions, most recently, Bryant Reeves (Sr.) at Providence (12-28-1994)
- 37** Mario Boggan (Sr.) vs Texas (01-16-2007)  
Leroy Combs (So.) at Oklahoma (02-24-1981)
- 36** on three occasions, most recently, Mario Boggan (Sr.) vs Southwestern Oklahoma State (01-02-2007)
- 35** on 10 occasions, most recently, Mario Boggan (Sr.) vs Texas Tech (02-10-2007)
- 34** on eight occasions, most recently, Bryant Reeves (Jr.) vs Arizona State (12-02-1993)
- 33** on 11 occasions, most recently, Brett Robisch (Sr.) at Texas Tech (02-18-1998)
- 32** on seven occasions, most recently, Desmond Mason (Jr.) at Baylor (01-09-1999)
- 31** on 16 occasions, most recently, JamesOn Curry (Jr.) vs Southwestern Oklahoma State (01-02-2007)
- 30** on 27 occasions, most recently, Mario Boggan (Sr.) vs Pittsburgh (12-21-2006)
- 29** on 21 occasions, most recently, Tony Allen (Jr.) at Texas A&M (01-11-2003)
- 28** on 24 occasions, most recently, JamesOn Curry (Jr.) vs Texas (01-16-2007)
- 27** on 52 occasions, most recently, Mario Boggan (Sr.) vs Texas Southern (11-17-2006)
- 26** on 52 occasions, most recently, Mario Boggan (Sr.) vs Baylor (01-06-2007)
- 25** on 61 occasions, most recently, Byron Eaton (So.) at Nebraska (03-05-2007)
- 24** on 93 occasions, most recently, JamesOn Curry (Jr.) vs Texas (03-10-2007)
- 23** on 94 occasions, most recently, Mario Boggan (Jr.) vs Iowa State (03-09-2006)
- 22** on 125 occasions, most recently, JamesOn Curry (Jr.) vs Kansas State (02-27-2007)
- 21** on 151 occasions, most recently, Mario Boggan (Sr.) vs Texas (03-10-2007)
- 20** on 193 occasions, most recently, Mario Boggan (Sr.) at Oklahoma (02-07-2007)

Points by Class

Freshman Game	Sophomore Game	Junior Game	Senior Game
29 Byron Houston vs. Kansas State (1-25-1989)	39 Matt Clark vs. Alcorn State (12-29-1980)	40 JamesOn Curry at Baylor (03-03-2007)	58 Bob Kurland vs. St. Louis (02-2-1946)
28 Richard Dumas vs. Truman (11-28-1987)	37 Leroy Combs at Oklahoma (02-24-1981)	36 Joey Graham vs. Nebraska (02-21-2004)	45 Randy Rutherford at Kansas (03-05-1995)
27 on five occasions, most recently, Adrian Peterson at Kansas (01-31-1996)	36 Ronnie Daniel vs. Villanova (12-20-1974)	35 on six occasions, most recently JamesOn Curry vs Texas A&M-Corpus Christi (11-29-2006)	42 Arlen Clark vs. Colorado (03-17-1959)
	35 Byron Houston at Nebraska (02-14-1990)		41 Ed Odom at Texas-Pan American (12-22-1979)
	34 Richard Dumas at Oklahoma (03-01-1989)		39 Bryant Reeves at Providence (12-28-1994)
			39 Ed Odom at San Diego State (12-13-1979)
Season	Season	Season	Season
521 Richard Dumas (1987-88)	574 Byron Houston (1989-90)	726 Byron Houston (1990-91)	797 Bryant Reeves (1994-95)
391 Byron Houston (1988-89)	566 Bryant Reeves (1992-93)	713 Bryant Reeves (1993-94)	724 Randy Rutherford (1994-95)
371 Corey Williams (1988-89)	485 Joe Atkinson (1983-84)	607 JamesOn Curry (2006-07)	688 Byron Houston (1991-92)
345 Ivan McFarlin (2001-02)	466 Matt Clark (1980-81)	593 Maurice Baker (2000-01)	654 Ed Odom (1979-80)
326 Ronnie Daniel (1973-74)	455 Ronnie Daniel (1974-75)	529 Bob Kurland (1944-45)	647 Mario Boggan (2006-07)



**Points in a Season**  
(500 minimum)

1.	797	Bryant Reeves (Sr.), 1994-95
2.	726	Byron Houston (Jr.), 1990-91
3.	724	Randy Rutherford (Sr.), 1994-95
4.	713	Bryant Reeves (Jr.), 1993-94
5.	688	Byron Houston (Sr.), 1991-92
6.	654	Ed Odom (Sr.), 1979-80
7.	647	Mario Boggan (Sr.), 2006-07
8.	643	Bob Kurland (Sr.), 1945-46
9.	611	Desmond Mason (Sr.), 1999-2000
10.	607	JamesOn Curry (Jr.), 2006-07
11.	601	Adrian Peterson (Sr.), 1998-99
12.	601	Bob Mattick (Sr.), 1953-54
13.	593	Maurice Baker (Jr.), 2000-01
14.	585	Joey Graham (Sr.), 2004-05
15.	584	John Lucas (Sr.), 2004-05
16.	574	Byron Houston (So.), 1989-90
17.	573	Brooks Thompson (Sr.), 1993-94
18.	566	Bryant Reeves (So.), 1992-93
19.	561	Tony Allen (Sr.), 2003-04
20.	535	Leroy Combs (Sr.), 1982-83
21.	529	Bob Kurland (Jr.), 1944-45
22.	527	John Lucas (Jr.), 2003-04
23.	525	Desmond Mason (Jr.), 1998-99
24.	522	Bob Mattick (Jr.), 1952-53
25.	521	Richard Dumas (Fr.), 1987-88
26.	512	Adrian Peterson (Jr.), 1997-98
27.	509	Arlen Clark (Sr.), 1958-59
28.	502	Arlen Clark (Jr.), 1957-58

**Points in a Career**  
(1,000 minimum)

1.	2,379	Byron Houston (1988-92)
2.	2,367	Bryant Reeves (1991-95)
3.	1,866	Adrian Peterson (1995-99)
4.	1,702	Desmond Mason (1996-2000)
5.	1,669	Bob Kurland (1942-46)
6.	1,542	Matt Clark (1978-83)
7.	1,541	Randy Rutherford (1992-95)
8.	1,526	Ivan McFarlin (2001-05)
9.	1,519	Ronnie Daniel (1973-77)
10.	1,434	Leroy Combs (1979-83)
11.	1,428	Olus Holder (1974-78)
12.	1,378	Bob Mattick (1951-54)
13.	1,363	JamesOn Curry (2004-07)
14.	1,320	Corey Williams (1988-92)
15.	1,261	Victor Williams (2000-03)
16.	1,236	Fredrik Jönzén (1998-2002)
17.	1,220	Kevin Fitzgerald (1970-73)
18.	1,199	Darwyn Alexander (1988-92)
19.	1,197	Arlen Clark (1956-59)
20.	1,189	Joe Adkins (1996-2000)
21.	1,145	Joe Atkinson (1981-85)
22.	1,140	Ray Crenshaw (1980-84)
23.	1,135	Mario Boggan (2005-07)
24.	1,129	Chianti Roberts (1993-97)
25.	1,112	Richard Dumas (1987-90)
26.	1,111	John Lucas (2003-05)
27.	1,032	Royce Jeffries (1986-90)
28.	1,022	Tony Allen (2002-04)
29.	1,021	K.C. Kincaide (1972-75)
30.	1,019	Joey Graham (2003-05)

**PPG in a Season**  
(min 25 games • 17.5 ppg avg)

1.	24.2	Ed Odom (Sr.), 1979-80
2.	22.7	Byron Houston (Jr.), 1990-91
3.	21.5	Bryant Reeves (Sr.), 1994-95
4.	21.0	Bryant Reeves (Jr.), 1993-94
5.	20.7	Bob Mattick (Sr.), 1953-54
6.	20.4	Arlen Clark (Sr.), 1958-59
7.	20.2	Byron Houston (Sr.), 1991-92
8.	19.8	Maurice Baker (Jr.), 2000-01
9.	19.6	Randy Rutherford (Sr.), 1994-95
10.	19.5	Bryant Reeves (So.), 1992-93
11.	19.5	Bob Kurland (Sr.), 1945-46
12.	19.0	Mario Boggan (Sr.), 2006-07
13.	18.6	Kevin Fitzgerald (Sr.), 1972-73
14.	18.5	Byron Houston (So.), 1989-90
15.	18.0	Desmond Mason (Sr.), 1999-00
16.	18.0	Joe Atkinson (Jr.), 1983-84
17.	17.7	Joey Graham (Sr.), 2004-05
18.	17.7	John Lucas (Sr.), 2004-05
19.	17.7	Adrian Peterson (Sr.), 1998-99
20.	17.7	Adrian Peterson (Jr.), 1997-98
21.	17.5	Ronnie Daniel (So.), 1974-75
22.	17.5	Ray Crenshaw (Sr.), 1983-84

**PPG in a Career**  
(min 50 games • 15.0 ppg avg)

1.	18.7	Byron Houston (1988-92)
2.	17.5	Ed Odom (1978-80)
3.	17.4	Bryant Reeves (1991-95)
4.	16.9	Mario Boggan (2005-07)
5.	16.4	Maurice Baker (2000-02)
6.	16.3	John Lucas (2003-05)
7.	15.9	Mark Tucker (1977-79)
8.	15.9	Richard Dumas (1987-90)
9.	15.8	Brooks Thompson (1992-94)
10.	15.6	Kevin Fitzgerald (1970-73)
11.	15.6	Randy Rutherford (1992-95)
12.	15.3	Arlen Clark (1956-59)
13.	15.3	Adrian Peterson (1995-99)
14.	15.3	Tony Allen (2002-04)
15.	15.1	Ronnie Daniel (1974-77)
16.	15.0	Joey Graham (2003-05)

**Big 12 Conference Games Only**

Game	Season	Career	
40	JamesOn Curry at Baylor (03-03-2007)	829	Adrian Peterson (1996-99)
37	Mario Boggan vs Texas (01-16-2007)	807	Desmond Mason (1996-2000)
36	Joey Graham vs Nebraska (02-21-2004)	710	Ivan McFarlin (2001-05)
35	Mario Boggan vs Texas Tech (02-10-2007)	702	Victor Williams (2000-03)
33	Brett Robisch at Texas Tech (02-18-1998)	646	JamesOn Curry (2004-07)
32	Desmond Mason at Baylor (01-09-1999)	576	Fredrik Jönzén (1998-2002)
31	Maurice Baker at Oklahoma (03-03-2001)	566	John Lucas (2003-05)
31	Desmond Mason vs Kansas (02-07-2000)	560	Joe Adkins (1996-2000)
30	John Lucas at Missouri (02-24-2004)	509	Mario Boggan (2005-07)
30	Desmond Mason vs Texas (01-19-2000)	493	Melvin Sanders (2000-03)
	331	Maurice Baker (Jr.), 2000-01	
	302	Adrian Peterson (Jr.), 1997-98	
	288	Adrian Peterson (Sr.), 1998-99	
	287	John Lucas (Sr.), 2004-05	
	283	Joey Graham (Sr.), 2004-05	
	279	John Lucas (Jr.), 2003-04	
	277	Victor Williams (Sr.), 2002-03	
	271	JamesOn Curry (Jr.), 2006-07	
	270	Desmond Mason (Sr.), 1999-2000	
	267	Mario Boggan (Sr.), 2006-07	



POINTS

LIFE AS A COWBOY

PLAYERS

COACHES

HISTORY

ALMANAC

YEAR IN REVIEW


MEDIA INFORMATION

**Double-figure Scoring Games in a Season** — since the 1942-43 season

36	Bryant Reeves (Sr.), 1994-95
33	on three occasions, most recently, Tony Allen (Sr.), 2003-04
32	Mario Boggan (Sr.), 2006-07 Bob Kurland (Sr.), 1945-46
31	on three occasions, most recently, John Lucas (Sr.), 2004-05
30	JamesOn Curry (Jr.), 2006-07 Adrian Peterson (Sr.), 1998-99
29	on seven occasions, most recently, Mario Boggan (Jr.), 2005-06
28	on eight occasions, most recently, Maurice Baker (Jr.), 2000-01
27	on three occasions, most recently, Ray Crenshaw (Sr.), 1983-84
26	on three occasions, most recently, Tony Allen (Jr.), 2002-03
25	on nine occasions, most recently, JamesOn Curry (So.), 2005-06

**Consecutive Double-figure Scoring Games in a Season** — since the 1942-43 season

32	Bob Kurland (Sr.), 1945-46
28	Bryant Reeves (Sr.), 1994-95
27	Richard Dumas (Fr.), 1987-88
26	JamesOn Curry (Jr.), 2006-07
22	Maurice Baker (Jr.), 2000-01 Bryant Reeves (Jr.), 1993-94 Olus Holder (Sr.), 1977-78
21	Victor Williams (Sr.), 2002-03 Byron Houston (Jr.), 1990-91
20	on five occasions, most recently, Bryant Reeves (So.), 1992-93



Bob Kurland reached double figures in 32 consecutive games during the 1945-46 season, a school record.

**Double-figure Scoring Games in a Career** — since the 1942-43 season

111	Byron Houston (1988-92)
109	Bryant Reeves (1991-95)
98	Adrian Peterson (1995-99)
87	Bob Kurland (1942-46)
82	Ronnie Daniel (1973-77)
80	Desmond Mason (1996-2000) Olus Holder (1974-78)
78	Randy Rutherford (1992-95)
72	Ivan McFarlin (2001-05) Victor Williams (2000-03)
71	JamesOn Curry (2004-07)

**Consecutive Double-figure Scoring Games in a Career** — since the 1942-43 season

50	Bryant Reeves (1993-95)
34	Richard Dumas (1987-89)
32	Byron Houston (1990-92) Olus Holder (1976-78) Bob Kurland (1945-46)
30	Ronnie Daniel (1974-76)
29	Bryant Reeves (1992-94)
28	Maurice Baker (2000-02)
26	JamesOn Curry (2006-07) Don Youman (1978-80) Kevin Fitzgerald (1972-74)
25	Mario Boggan (2005-07) Adrian Peterson (1997-99)

**20-Point Scoring Games**

**in a Season** — since the 1942-43 season

23	Bryant Reeves (Sr.), 1994-95
22	Byron Houston (Jr.), 1990-91
20	Bryant Reeves (Jr.), 1993-94
19	Ed Odom (Sr.), 1979-80 Bob Mattick (Sr.), 1953-54
18	Maurice Baker (Jr.), 2000-01 Adrian Peterson (Sr.), 1998-99 Randy Rutherford (Sr.), 1994-95
16	Mario Boggan (Sr.), 2006-07
15	Desmond Mason (Sr.), 1999-2000

**Consecutive 20-Point Games**

**in a Season** — since the 1942-43 season

10	Kevin Fitzgerald (Sr.), 1972-73
6	Maurice Baker (Jr.), 2000-01 Adrian Peterson (Sr.), 1998-99 Bryant Reeves (Sr.), 1994-95 Ed Odom (Sr.), 1979-80
5	on 10 occasions, most recently, Mario Boggan (Sr.), 2006-07 — twice

**20-Point Scoring Games**

**in a Career** — since the 1942-43 season

56	Bryant Reeves (1991-95)
55	Byron Houston (1988-92)
38	Adrian Peterson (1995-99)
32	Desmond Mason (1996-2000)
30	Randy Rutherford (1992-95)
26	Leroy Combs (1979-83) Bob Kurland (1942-46)
24	Kevin Fitzgerald (1971-74)
22	Richard Dumas (1987-90)
21	Mario Boggan (2005-07) Ed Odom (1978-80)
20	JamesOn Curry (2004-07) John Lucas (2003-05) Ronnie Daniel (1973-77)

**30-Point Scoring Games in a Season**

8	Byron Houston (Jr.), 1990-91
7	Ed Odom (Sr.), 1979-80
5	Bryant Reeves (Sr.), 1994-95 Randy Rutherford (Sr.), 1994-95
4	Mario Boggan (Sr.), 2006-07 Desmond Mason (Sr.), 1999-2000 Bryant Reeves (Jr.), 1993-94

**Consecutive 30-Point Games in a Season**

2	Maurice Baker (Jr.), 2000-01 Bryant Reeves (Sr.), 1994-95 Byron Houston (Jr.), 1990-91 Ed Odom (Sr.), 1979-80
---	--

**30-Point Scoring Games in a Career**

13	Byron Houston (1988-92)
10	Bryant Reeves (1991-95)
7	Ed Odom (1978-80)
6	Randy Rutherford (1992-95)
5	Desmond Mason (1996-2000)
4	JamesOn Curry (2004-07) Mario Boggan (2005-07) Ronnie Daniel (1973-77)



**Team Rebounding Performances**  
*since the 1951-52 season*

- 65** vs Colorado at Kansas City (12-29-1972)
- 64** vs Kansas (03-05-1973)
- 61** vs Oklahoma at Kansas City (12-28-1972)
- 59** vs Midwestern State (12-09-1989)  
vs Tulsa (11-30-1973)
- 58** on five occasions, most recently,  
vs North Texas (11-27-1999)
- 57** on four occasions, most recently,  
vs Texas-San Antonio (01-03-2001)
- 56** on six occasions, most recently,  
at Oral Roberts (01-25-1992)
- 55** on six occasions, most recently,  
vs Texas-Pan American (11-15-1997)
- 54** on nine occasions, most recently,  
vs Texas (01-16-2007)
- 53** on nine occasions, most recently,  
vs New Orleans (11-29-2001)
- 52** on eight occasions, most recently,  
vs TCU (11-21-2001)
- 51** on 16 occasions, most recently,  
vs Jackson State (11-20-2005)
- 50** on 13 occasions, most recently,  
at Oral Roberts (01-11-1995)
- in a Half** (since 1974-75)
- 36** vs Drexel (03-16-1995) • 2nd
- 35** vs Houston Baptist (12-21-1991) • 2nd  
vs Texas-Arlington (01-10-1985) • 1st

**Rebounding Margin**

1.	+8.5	1951-52
2.	+8.0	1992-93
3.	+7.6	1953-54
4.	+6.4	2001-02
5.	+6.0	1963-64
6.	+5.2	2003-04
7.	+5.0	1972-73
8.	+5.0	2004-05
9.	+4.6	1988-89
10.	+4.4	1952-53
11.	+4.4	1994-95
12.	+4.0	1996-97
13.	+3.9	1999-2000
14.	+3.7	1961-62
15.	+3.4	2000-01

**Rebounding Defense**

1.	26.8	1951-52
2.	27.7	1953-54
3.	29.0	2004-05
4.	30.3	1952-53
5.	30.4	2005-06
6.	30.6	2003-04
7.	30.6	1967-68
8.	30.8	1992-93
9.	31.0	1996-97
10.	31.2	1962-63
11.	31.4	1968-69
12.	31.4	1963-64
13.	31.6	1961-62
14.	31.7	1957-58
15.	32.2	1994-95

**Individual Rebounding Performances**  
*since the 1951-52 season*

- 27** Andy Hopson (So.) vs Missouri (01-30-1973)
- 25** Andy Hopson (So.) vs Oklahoma (02-10-1973)
- 24** Andy Hopson (Jr.) vs Nebraska (01-26-1974)
- 22** on three occasions, most recently,  
Don Youman (Jr.) at Samford (12-16-1978)
- 21** on five occasions, most recently,  
Andy Hopson (Jr.) vs Iowa State (03-04-1974)
- 20** on six occasions, most recently,  
Mario Boggan (Sr.) vs Texas (01-10-2007)
- 19** on seven occasions, most recently,  
Byron Houston (Sr.) vs Iowa State (03-14-1992)
- 18** on eight occasions, most recently,  
Byron Houston (Jr.) vs Oklahoma (02-13-1991)
- 17** on 19 occasions, most recently,  
Ivan McFarlin (Fr.) vs Nebraska (01-23-2002)
- 16** on 23 occasions, most recently,  
Andre Williams (Sr.) vs Texas Tech (02-24-2003)
- 15** on 40 occasions, most recently,  
Ivan McFarlin (Sr.) vs Colorado (03-11-2005)
- 14** on 55 occasions, most recently,  
Mario Boggan (Sr.) vs Texas Tech (02-10-2007)
- 13** on 87 occasions, most recently,  
Mario Boggan (Sr.) vs Baylor (01-06-2007)
- 12** on 117 occasions, most recently,  
Marcus Dove (Jr.) vs Texas (03-10-2007)
- 11** on 177 occasions, most recently,  
Mario Boggan (Sr.) at Oklahoma (02-07-2007)
- 10** on 271 occasions, most recently,  
Marcus Dove (Jr.) at Baylor (03-03-2007)

**Top Seasons in Rebounds**

by total			by average		
1.	1,355	1994-95	1.	47.5	1972-73
2.	1,311	1999-2000	2.	43.3	1973-74
3.	1,284	1993-94	3.	42.8	1974-75
4.	1,279	2001-02	4.	40.7	1988-89
5.	1,265	1991-92	5.	40.0	2001-02
6.	1,253	2003-04	6.	38.8	1992-93
7.	1,236	1972-73	7.	38.6	1999-2000
8.	1,229	2006-07	8.	38.1	1980-81
9.	1,220	1988-89	9.	38.0	2000-01
10.	1,201	1998-99	10.	37.8	1993-94
11.	1,183	1990-91	11.	37.7	1978-79
12.	1,174	2002-03	12.	37.7	1971-72
13.	1,165	1989-90	13.	37.6	1989-90
	1,165	1950-51	14.	37.5	1977-78
15.	1,139	2000-01	15.	37.4	1963-64

**Rebounds Per Game by Class**

Freshman		Junior	
8.3	Byron Houston (1988-89)	14.4	Andy Hopson (1973-74)
7.7	Ivan McFarlin (2001-02)	10.5	Byron Houston (1990-91)
7.2	Olus Holder (1974-75)	10.3	James King (1963-64)
6.4	Richard Dumas (1987-88)	10.1	Don Youman (1978-79)
5.5	Joe Atkinson (1981-82)	10.0	Olus Holder (1976-77)
Sophomore		Senior	
13.5	Andy Hopson (1972-73)	11.3	Andy Hopson (1974-75)
10.0	Bryant Reeves (1992-93)	11.2	Bob Mattick (1953-54)
10.0	Byron Houston (1989-90)	10.6	James King (1964-65)
8.7	James King (1962-63)	10.3	Olus Holder (1977-78)
8.2	Leroy Combs (1980-81)	10.3	Cecil Epperley (1961-62)






**Rebounding Margin**

+32	52/20	MacMurray (12-11-1967)
+31	56/25	Colgate (11-24-1990)
+30	55/25	Texas-Arlington (01-10-1985)
+29	54/25	Regis (12-05-1964)
+29	51/22	Jackson State (11-20-2005)
+28	54/26	Jackson State (12-08-2001)
+28	48/20	vs Appalachian State at Tulsa (12-02-1994)
+27	50/23	Missouri (01-07-1963)
+26	65/39	vs Colorado at KC (12-29-1972)
+26	55/29	Montana (12-05-1962)
+26	54/28	Southwestern Oklahoma State (01-02-2007)
+26	53/27	Prairie View A&M (01-04-1994)
+25	39/14	at TCU (12-22-1992)
+25	58/33	vs Connecticut at Lafayette, La. (12-18-1970)
+25	46/21	at Alaska-Anchorage (11-27-2002)

**Rebounding Deficit**

-29	34/63	at Kansas (02-07-1987)
-29	34/63	at Iowa State (02-06-1961)
-27	29/56	at Colorado (02-23-1963)
-27	23/50	at Iowa State (01-16-1960)
-27	16/43	at Cincinnati (02-15-1958)
-26	28/54	at Wyoming (12-08-1967)
-26	18/44	vs BYU at Salt Lake City (12-06-2003)
-26	33/59	at Oklahoma City (01-03-1981)
-25	18/43	Kansas State (01-26-1970)



*Andy Hopson grabbed 20 or more rebounds in 11 different games. He is the most prolific rebounder in school history, averaging 13.1 boards per contest during his three-year OSU career.*

**Double-figure Rebounding Games in a Season**

20	Andy Hopson (Jr.), 1973-74
18	Byron Houston (Jr.), 1990-91
17	Bryant Reeves (Jr.), 1993-94
	Andy Hopson (Sr.), 1974-75
	Andy Hopson (So.), 1972-73
16	Bryant Reeves (Sr.), 1994-95
	Byron Houston (So.), 1989-90
	Olus Holder (Jr.), 1976-77
	James King (Sr.), 1964-65
	James King (Jr.), 1963-64
15	Bryant Reeves (So.), 1992-93
	Olus Holder (Sr.), 1977-78
	Cecil Epperley (Sr.), 1961-62
12	Leroy Combs (Sr.), 1982-83
11	Ivan McFarlin (So.), 2002-03
	Byron Houston (Fr.), 1988-89
	Don Youman (Jr.), 1978-79
	Bob Mattick (Sr.), 1953-54
10	Byron Houston (Sr.), 1991-92
	Leroy Combs (So.), 1980-81

**Double-figure Rebounding Games in a Career**

55	Byron Houston (1988-92)
54	Andy Hopson (1972-75)
52	Bryant Reeves (1991-95)
48	Olus Holder (1975-78)
40	James King (1962-65)
36	Ivan McFarlin (2001-05)
29	Leroy Combs (1979-83)
26	Cecil Epperley (1959-62)
23	Desmond Mason (1996-2000)
19	Joe Atkinson (1981-85)
18	Don Youman (1978-80)
17	Lafayette Threatt (1972-76)

**Consecutive Double-figure Rebounding Games**

11	Andy Hopson (Jr.), 1973-74
8	Olus Holder (Jr.), 1976-77
6	Ivan McFarlin (So.), 2002-03
	Byron Houston (Jr.), 1990-91
	Byron Houston (So.), 1989-90
	Don Youman (Jr.), 1978-79
	Olus Holder (Sr.), 1977-78
	Cecil Epperley (Sr.), 1961-62
5	Brett Robisch (Sr.), 1997-98
	Bryant Reeves (So.), 1992-93
	Andy Hopson (Jr.), 1973-74
	Andy Hopson (So.), 1972-73
4	Ivan McFarlin (Fr.), 2001-02
	Bryant Reeves (Sr.), 1994-95
	Bryant Reeves (Jr.), 1993-94
	Byron Houston (Jr.), 1990-91
	Leroy Combs (So.), 1980-81
	Don Youman (Sr.), 1979-80
	Lafayette Threatt (So.), 1973-74
	James King (Sr.), 1964-65
	James King (Jr.), 1963-64

**Double-Doubles in a Season**

18	Byron Houston (Jr.), 1990-91
17	Bryant Reeves (Jr.), 1993-94
16	Byron Houston (So.), 1989-90
15	Bryant Reeves (Sr.), 1994-95
	Bryant Reeves (So.), 1992-93
	Olus Holder (Sr.), 1977-78
	Olus Holder (Jr.), 1976-77
13	James King (Sr.), 1964-65
12	Leroy Combs (Sr.), 1982-83
11	Byron Houston (Fr.), 1988-89
	Don Youman (Jr.), 1978-79
	Andy Hopson (Sr.), 1974-75
	Andy Hopson (Jr.), 1973-74
	Andy Hopson (So.), 1972-73
	Cecil Epperley (Sr.), 1961-62
	Bob Mattick (Sr.), 1953-54
10	Byron Houston (Sr.), 1991-92
	Leroy Combs (So.), 1980-81
	James King (Jr.), 1963-64
9	Ivan McFarlin (So.), 2002-03
8	by five players, most recently, Brian Montonati (Sr.), 1999-2000
7	by eight players, most recently, Mario Boggan (Sr.), 2006-07
6	by five players, most recently, Desmond Mason (Sr.), 1999-2000
5	by 15 players, most recently, Ivan McFarlin (Fr.), 2001-02

**Double-Doubles in a Career**

55	Byron Houston (1988-92)
49	Bryant Reeves (1991-95)
39	Olus Holder (1974-78)
33	Andy Hopson (1972-75)
29	Leroy Combs (1979-83)
28	Ivan McFarlin (2001-05)
	James King (1962-65)
22	Desmond Mason (1996-2000)
18	Don Youman (1978-80)
	Cecil Epperley (1959-62)
17	Joe Atkinson (1981-85)
11	Fredrik Jönzén (1999-2003)
	Brian Montonati (1997-2000)

**Consecutive Double-Doubles**

8	Olus Holder (Jr.), 1976-77
6	Byron Houston (Jr.), 1990-91
	Byron Houston (So.), 1989-90
	Don Youman (Jr.), 1978-79
	Olus Holder (Sr.), 1977-78
5	Bryant Reeves (So.), 1992-93
	Andy Hopson (Jr.), 1973-74
	Cecil Epperley (Sr.), 1961-62
4	Brett Robisch (Sr.), 1997-98
	Bryant Reeves (Jr.), 1993-94
	Byron Houston (Jr.), 1990-91
	Leroy Combs (So.), 1980-81
	Don Youman (Sr.), 1979-80

REBOUNDING

LIFE AS A COWBOY

PLAYERS

COACHES

HISTORY

ALMANAC

YEAR IN REVIEW

MEDIA INFORMATION



<b>Rebounds in a Season (200 minimum)</b>		
1.	375	Andy Hopson (Jr.), 1973-74
2.	352	Andy Hopson (So.), 1972-73
3.	350	Bryant Reeves (Sr.), 1994-95
4.	336	Byron Houston (Jr.), 1990-91
5.	329	Bryant Reeves (Jr.), 1993-94
6.	326	Bob Mattick (Sr.), 1953-54
7.	309	Byron Houston (So.), 1989-90
8.	294	Byron Houston (Sr.), 1991-92
9.	293	Andy Hopson (Sr.), 1974-75
10.	291	Bryant Reeves (So.), 1992-93
11.	286	James King (Sr.), 1964-65
12.	282	Bob Mattick (Jr.), 1952-53
13.	270	Leroy Combs (Sr.), 1982-83
14.	269	Olus Holder (Sr.), 1977-78
	269	Olus Holder (Jr.), 1976-77
16.	267	Desmond Mason (Jr.), 1998-99
17.	259	Cecil Epperley (Sr.), 1961-62
18.	258	James King (Jr.), 1963-64
19.	257	Mario Boggan (Sr.), 2006-07
20.	251	Ivan McFarlin (So.), 2002-03
21.	250	Byron Houston (Fr.), 1988-89
22.	246	Ivan McFarlin (Fr.), 2001-02
23.	245	Ivan McFarlin (Sr.), 2004-05
24.	244	Brian Montonati (Sr.), 1999-00
25.	242	Don Youman (Jr.), 1978-79
26.	238	Brett Robisch (Sr.), 1997-98
27.	237	Fredrik Jönzén (Sr.), 2001-02
28.	236	Ivan McFarlin (Jr.), 2003-04
29.	232	Randy Rutherford (Sr.), 1994-95
30.	225	Desmond Mason (Sr.), 1999-00
31.	224	Andre Williams (Jr.), 2000-01
32.	223	Desmond Mason (So.), 1997-98
	223	Ray Crenshaw (Jr.), 1982-83
34.	222	Fredrik Jönzén (Sr.), 2001-02
35.	221	Leroy Combs (So.), 1980-81
36.	218	James King (So.), 1963-64
37.	214	Bob Buck (Jr.), 1969-70
38.	206	Joe Atkinson (Jr.), 1983-84
39.	204	Joey Graham (Sr.), 2004-05
	204	Ralph Rasmuson (So.), 1971-72
	204	Cecil Epperley (Jr.), 1960-61
42.	202	Maurice Baker (Sr.), 2000-01

<b>Rebs/Game in a Season (min 25 games • 7.5 rpg avg)</b>		
1.	14.4	Andy Hopson, Jr. (1973-74)
2.	13.5	Andy Hopson, So. (1972-73)
3.	11.3	Andy Hopson, Sr. (1974-75)
4.	11.2	Bob Mattick, Sr. (1953-54)
5.	10.6	James King, Sr. (1964-65)
6.	10.5	Byron Houston, Jr. (1990-91)
7.	10.3	Olus Holder, Sr. (1977-78)
8.	10.1	Don Youman, Jr. (1978-79) *
9.	10.0	Bryant Reeves, So. (1992-93)
10.	10.0	Byron Houston, So. (1989-90)
11.	10.0	Olus Holder, Jr. (1976-77)
12.	9.7	Bryant Reeves, Jr. (1993-94)
13.	9.5	Bryant Reeves, Sr. (1994-95)
14.	8.7	Leroy Combs, Sr. (1982-83)
15.	8.6	Byron Houston, Sr. (1991-92)
16.	8.3	Byron Houston, Fr. (1988-89)
17.	8.2	Brett Robisch, Sr. (1997-98)
18.	8.2	Leroy Combs, So. (1980-81)
19.	7.9	Desmond Mason, Jr. (1998-99)
20.	7.8	Ivan McFarlin, So. (2002-03)
21.	7.7	Andre Williams, So. (2000-01)
22.	7.7	Desmond Mason, So. (1997-98)
23.	7.7	Ivan McFarlin, Fr. (2001-02)
24.	7.6	Joe Atkinson, Jr. (1983-84)
25.	7.6	Mario Boggan, Sr. (2006-07)

*\* played 24 games*

<b>20-Rebound Games in a Career</b>	
11	.....Andy Hopson (1972-75)
2	.....Bob Mattick (1951-54)
1	.....Mario Boggan (2005-07)
1	.....Bryant Reeves (1991-95)
1	.....Don Youman (1978-80)
1	.....James King (1962-65)

<b>Rebounds in a Career (500 minimum)</b>		
1.	1,189	Byron Houston (1988-92)
2.	1,152	Bryant Reeves (1991-95)
3.	1,020	Andy Hopson (1972-75)
4.	978	Ivan McFarlin (2001-05)
5.	900	Olus Holder (1974-78)
6.	795	Desmond Mason (1996-2000)
7.	772	Bob Mattick (1951-54)
8.	763	Leroy Combs (1979-83)
9.	762	James King (1962-65)
10.	744	Fredrik Jönzén (1998-2002)
11.	661	Andre Williams (1999-2003)
12.	600	Ray Crenshaw (1980-84)
13.	574	Adrian Peterson (1995-99)
14.	573	Cecil Epperley (1959-62)
15.	570	Joe Atkinson (1981-85)
16.	563	Chianti Roberts (1993-97)
17.	562	Lafayette Threatt (1972-76)
18.	503	Randy Rutherford (1992-95)
19.	501	Clayton Carter (1953-56)

<b>Rebs/Game in a Career (min 50 games • 6.0 rpg avg)</b>		
1.	13.1	Andy Hopson (1972-75)
2.	9.9	James King (1962-65)
3.	9.7	Don Youman (1978-80) *
4.	9.4	Byron Houston (1988-92)
5.	9.3	Bob Mattick (1951-54)
6.	8.7	Olus Holder (1974-78)
7.	8.5	Bryant Reeves (1991-95)
8.	7.7	Leroy Combs (1979-83)
9.	7.7	Ralph Rasmuson (1971-73) +
9.	7.6	Cecil Epperley (1959-62)
10.	7.4	Ivan McFarlin (2001-05)
11.	7.4	Don Johnson (1949-52) ^
11.	7.3	Brett Robisch (1996-98)
12.	6.7	Joe Atkinson (1981-85)
13.	6.6	Mario Boggan (2005-07)
14.	6.5	Richard Dumas (1987-90)
15.	6.2	Clayton Carter (1953-56)
16.	6.2	Desmond Mason (1996-2000)
17.	6.1	Maurice Baker (2000-02)

*\* played 42 games  
+ played in 48 games  
^ rebounds were not kept his sophomore season*

<b>Big 12 Conference Games Only</b>		
Game	Season	Career
20	Mario Boggan vs Texas (01-16-2007)	468 Ivan McFarlin (2001-05)
17	Ivan McFarlin vs Nebraska (01-23-2002)	367 Desmond Mason (1996-2000)
17	Fredrik Jönzén vs Iowa State (03-11-2000)	360 Fredrik Jönzén (1998-2002)
16	Andre Williams vs Texas Tech (02-24-2003)	341 Andre Williams (1999-2003)
16	Andre Williams at Colorado (01-27-2001)	253 Adrian Peterson (1996-99)
15	Andre Williams vs Missouri (02-05-2001)	236 Brett Robisch (1996-98)
14	on seven occasions, most recently, Mario Boggan vs Texas Tech (02-10-2007)	222 Melvin Sanders (2000-03)
		220 Mario Boggan (2005-07)
		206 Brian Montonati (1997-2000)
		196 Tony Allen (2002-04)



**Defensive Rebounds  
in a Season (125 minimum)  
— since 1986-87 season**

1.	244	Bryant Reeves (Sr.), 1994-95
2.	230	Byron Houston (Jr.), 1990-91
3.	225	Bryant Reeves (Jr.), 1993-94
4.	206	Bryant Reeves (So.), 1992-93
5.	201	Byron Houston (So.), 1989-90
6.	197	Byron Houston (Sr.), 1991-92
7.	178	Desmond Mason (Jr.), 1998-99
8.	170	Randy Rutherford (Sr.), 1994-95
9.	169	Desmond Mason (Sr.), 1999-2000
	169	Mario Boggan (Sr.), 2006-07
11.	163	Brian Montonati (Sr.), 1999-2000
12.	162	Byron Houston (Fr.), 1988-89
13.	152	Fredrik Jonzen (So.), 1999-2000
14.	151	Joey Graham (Sr.), 2004-05
15.	150	Ivan McFarlin (So.), 2002-03
16.	147	Desmond Mason (So.), 1997-98
17.	146	Andre Williams (So.), 2000-01
18.	143	Ivan McFarlin (Sr.), 2004-05
19.	142	Brett Robisch (Sr.), 1997-98
20.	139	Fredrik Jonzen (Sr.), 2001-02
	139	Ivan McFarlin (Jr.), 2003-04
22.	136	Ivan McFarlin (Fr.), 2001-02
23.	130	Tony Allen (Sr.), 2003-04
24.	129	Chianti Roberts (Sr.), 1996-97
25.	128	Fredrik Jonzen (Jr.), 2000-01
	128	Maurice Baker (Jr.), 2000-01
27.	127	Richard Dumas (Fr.), 1987-88
	127	Adrian Peterson (Sr.), 1998-99

**Offensive Rebounds  
in a Season (75 minimum)  
— since 1986-87 season**

1.	110	Ivan McFarlin (Fr.), 2001-02
2.	108	Byron Houston (So.), 1989-90
3.	106	Byron Houston (Jr.), 1990-91
	106	Bryant Reeves (Sr.), 1994-95
5.	104	Bryant Reeves (Jr.), 1993-94
6.	102	Ivan McFarlin (Sr.), 2004-05
7.	101	Ivan McFarlin (So.), 2002-03
8.	97	Ivan McFarlin (Jr.), 2003-04
	97	Byron Houston (Sr.), 1991-92
10.	96	Brett Robisch (Sr.), 1997-98
11.	89	Desmond Mason (Jr.), 1998-99
12.	88	Byron Houston (Fr.), 1988-89
	88	Mario Boggan (Sr.), 2006-07
14.	85	Fredrik Jonzen (So.), 1999-2000
15.	85	Bryant Reeves (So.), 1992-93
16.	83	Fredrik Jonzen (Jr.), 2001-02
17.	81	Brian Montonati (Sr.), 1999-2000
18.	80	Milton Brown (Sr.), 1992-93
	80	Mario Boggan (Jr.), 2005-06
20.	78	Jerome Lambert (Sr.), 1995-96
	78	Andre Williams (So.), 2000-01
22.	76	Desmond Mason (So.), 1997-98
23.	75	Alex Webber (Jr.), 1998-99
	75	Johnny Pittman (Sr.), 1990-91

**Defensive Rebounds  
in a Career (250 minimum)  
— since 1986-87 season**

1.	790	Byron Houston (1988-92)
2.	789	Bryant Reeves (1991-95)
3.	568	Ivan McFarlin (2001-05)
4.	529	Desmond Mason (1996-2000)
5.	480	Fredrik Jonzen (1998-2002)
6.	403	Andre Williams (1999-2003)
7.	378	Randy Rutherford (1992-95)
8.	374	Adrian Peterson (1995-99)
9.	349	Chianti Roberts (1993-97)
10.	307	Melvin Sanders (2000-03)
11.	288	Richard Dumas (1987-90)
12.	282	David Monks (2003-07)
13.	278	Royce Jeffries (1986-90)
14.	276	Mario Boggan (2005-07)
15.	273	Joey Graham (2003-05)
16.	270	Brian Montonati (1997-2000)
17.	265	Joe Adkins (1996-2000)
18.	250	Tony Allen (2002-04)

**Offensive Rebounds  
in a Career (150 minimum)  
— since 1986-87 season**

1.	410	Ivan McFarlin (2001-05)
2.	399	Byron Houston (1988-92)
3.	363	Bryant Reeves (1991-95)
4.	266	Desmond Mason (1996-2000)
5.	264	Fredrik Jonzen (1998-2002)
6.	258	Andre Williams (1999-2003)
7.	214	Chianti Roberts (1993-97)
8.	200	Adrian Peterson (1995-99)
9.	185	Royce Jeffries (1986-90)
10.	170	Brian Montonati (1997-2000)
11.	168	Brett Robisch (1996-98)
12.	168	Mario Boggan (2005-07)
13.	167	Richard Dumas (1987-90)
14.	166	Corey Williams (1988-92)

**Rebounds by Class**

Freshman Game	Sophomore Game	Junior Game	Senior Game
17 Ivan McFarlin vs Nebraska (01-23-2002)	27 Andy Hopson vs Missouri (01-30-1973)	24 Andy Hopson vs Nebraska (01-26-1974)	20 Mario Boggan vs Texas (01-16-2007)
17 Byron Houston vs Iowa State (03-10-1989)	25 Andy Hopson vs Oklahoma (02-10-1973)	22 Don Youman vs Texas Tech (12-15-1978)	20 Bryant Reeves vs Kansas (02-06-1995)
16 Byron Houston at Missouri (01-21-1989)	22 Andy Hopson vs Iowa State (01-20-1973)	22 James King vs Cal State-Los Angeles (12-23-1963)	19 Byron Houston vs Iowa State (03-14-1992)
14 on five occasions, most recently, Ivan McFarlin vs Baylor (02-23-2002)	21 Andy Hopson vs Kansas (03-05-1973)	21 Andy Hopson at Kansas (01-19-1974)	19 Andy Hopson at Texas (12-12-1974)
	21 Andy Hopson vs Colorado (02-24-1973)	21 Andy Hopson vs Iowa State (03-04-1974)	18 on four occasions, most recently, Andy Hopson vs Oklahoma (12-28-1974)
Season	Season	Season	Season
250 Byron Houston (1988-89)	352 Andy Hopson (1972-73)	375 Andy Hopson (1973-74)	350 Bryant Reeves (1994-95)
246 Ivan McFarlin (2001-02)	309 Byron Houston (1989-90)	336 Byron Houston (1990-91)	326 Bob Mattick (1953-54)
193 Richard Dumas (1987-88)	291 Bryant Reeves (1992-93)	329 Bryant Reeves (1993-94)	294 Byron Houston (1991-92)
182 Bryant Reeves (1991-92)	251 Ivan McFarlin (2002-03)	242 Don Youman (1978-79)	293 Andy Hopson (1974-75)
181 Olus Holder (1974-75)	237 Fredrik Jönzén (1999-2000)	235 Don Johnson (1950-51)	285 James King (1964-65)

REBOUNDING

LIFE AS A COWBOY

PLAYERS

COACHES

HISTORY

ALMANAC

YEAR IN REVIEW

MEDIA INFORMATION

**Team Assists Performances**

- 36** vs Langston (01-05-2000) \*
- 32** vs Centenary (12-05-1990)
- 31** vs San Diego State in OKC (12-12-1999)
- 30** vs Oral Roberts (01-11-1983)  
vs Houston Baptist (12-15-1998)
- 29** on three occasions, most recently,  
vs North Texas (11-27-1999)
- 28** on seven occasions, most recently,  
at Arkansas-Little Rock (11-23-1999)
- 27** on nine occasions, most recently,  
vs Nebraska (02-19-2000)
- 26** on 11 occasions, most recently,  
vs Southwestern Okla. State (01-02-2007)
- 25** on 17 occasions, most recently,  
vs SMU in Oklahoma City (01-03-2004)
- 24** on 20 occasions, most recently,  
at Colorado (01-30-2005)
- 23** on 25 occasions, most recently,  
vs Texas Tech (02-19-2005)
- 22** on 37 occasions, most recently,  
vs Florida Atlantic (11-10-2006)
- 21** on 33 occasions, most recently,  
vs Northwestern State (11-21-2003)
- 20** on 41 occasions, most recently,  
vs Kansas State (02-27-2007)

**in a Half**

- 21** vs Langston (01-05-2000) • 1st  
at Colorado (01-23-1982) • 2nd
- 20** vs Texas A&M-Kingsville (12-03-1983) • 2nd
- 19** vs Houston Baptist (12-15-1998) • 1st  
vs TCU (12-09-1993) • 1st

**Assist-to-Turnover Ratio**

1.	5.14	36:7	Langston (01-05-2000)
2.	5.00	25:5	at Oklahoma City (01-03-1981)
3.	4.25	17:4	Marquette (01-14-1992)
4.	4.14	29:7	Colgate (11-24-1990)
5.	3.57	25:7	Kansas State (01-29-1986)
6.	3.50	21:6	Colorado (03-05-1994)
7.	3.43	24:7	at Oklahoma (01-24-1984)
8.	3.38	27:8	Colorado (01-16-1985)
9.	3.33	20:6	vs Alabama (03-18-1995)
10.	3.25	26:8	Detroit (11-22-2005)
11.	3.17	19:6	Arkansas-Little Rock (11-23-2004)
	3.17	19:6	vs Seton Hall (03-24-2000)
13.	3.00	24:8	Kansas State (02-10-1996)
	3.00	30:10	Houston Baptist (12-15-1998)

**Assists per Field Goals Made**

1.	0.89	25/28	Tulsa (12-09-1992)
2.	0.87	20/23	at Kansas State (02-17-1982)
3.	0.87	26/30	vs Arizona (12-05-1993)
	0.87	26/30	Florida International (11-30-1983)
5.	0.85	23/27	Florida Atlantic (12-01-1998)
6.	0.85	22/26	vs Arizona (11-26-1994)
	0.85	22/26	vs Pittsburgh (11-27-1991)
8.	0.84	21/25	at Texas A&M (02-16-2002)
	0.84	21/25	at Colorado (02-24-1996)
	0.84	21/25	vs UC-Santa Barbara (12-29-1993)
	0.84	21/25	at Kansas State (02-27-1993)
12.	0.84	26/31	Texas Tech (02-22-1999)
13.	0.84	31/37	vs San Diego State (12-12-1999)
14.	0.83	29/35	Iowa State (02-29-1984)
15.	0.83	24/29	vs South Alabama (12-22-1983)
16.	0.82	28/34	TCU (12-09-1993)
	0.82	28/34	Texas A&M-Kingsville (12-03-1983)
18.	0.82	23/28	Missouri (02-20-1999)
	0.82	23/28	vs Tulane (03-22-1992)
20.	0.82	27/33	Colorado (01-16-1985)

**Top Seasons in Assists**

by total		by average	
1.	677 1993-94	1.	19.9 1993-94
2.	655 1994-95	2.	18.9 1999-2000
3.	642 1999-2000	3.	18.0 1992-93
4.	602 1991-92	4.	17.7 1994-95
5.	578 1998-99	5.	17.5 1983-84
6.	561 2003-04	6.	17.2 1982-83
7.	556 2004-05	7.	17.1 1990-91
8.	547 1990-91	8.	17.0 1997-98
9.	532 1982-83	9.	17.0 1998-99
10.	522 1992-93	10.	16.8 2004-05
11.	505 2006-07	11.	16.7 1991-92
12.	496 1996-97	12.	16.4 1995-96
13.	494 2005-06	13.	16.2 1988-89
	494 1997-98		16.2 1987-88
15.	491 1983-84	15.	16.0 2003-04

*\* Big 12 Conference Record*



### Individual Assists Performances


- 18** Doug Gottlieb vs Florida Atlantic (12-01-1998) \*
- 16** Doug Gottlieb vs North Texas (11-27-1999)  
Randy Wright at UT-Pan American (12-22-1979)
- 15** on four occasions, most recently,  
Doug Gottlieb vs Texas Tech (02-27-1999)
- 14** on three occasions, most recently,  
Doug Gottlieb vs San Diego State (12-12-1999)
- 13** on eight occasions, most recently,  
John Lucas vs SMU (01-03-2004)
- 12** on 15 occasions, most recently,  
Doug Gottlieb vs Seton Hall (03-24-2000)
- 11** on 13 occasions, most recently,  
Byron Eaton vs Mercer (12-18-2005)
- 10** on 35 occasions, most recently,  
JamesOn Curry vs Gonzaga (12-10-2005)

### Assists in a Half

- 11** Doug Gottlieb (1st) vs Texas Tech (02-27-1999) \*
- 10** on five occasions, most recently,  
Doug Gottlieb (2nd) vs Baylor (03-04-1999)

### Assist-to-Turnover Ratios

- 13:0** Doug Gottlieb vs Missouri (02-20-1999)
- 15:1** Doug Gottlieb at UNLV (12-22-1998)



*Maurice Baker recorded just the second triple-double in school history on Jan. 3, 2001, when he scored 19 points, grabbed 14 rebounds and dished out 10 assists vs. Texas-San Antonio.*

### All-Time Double-Doubles in Points & Assists

Pts	Ast	Player, Opponent (Date)
10	11	Byron Eaton vs. Mercer (12-18-2005)
16	10	JamesOn Curry vs. Detroit (11-22-2005)
19	10	John Lucas vs. Kansas State (02-02-2005)
11	13	John Lucas vs. SMU (01-03-2004)
10	11	John Lucas vs. Southeastern Okla. (12-16-2003)
19	10	Maurice Baker vs. Texas-San Antonio (01-03-2001)
18	11	Doug Gottlieb vs. Langston (01-05-2000)
13	16	Doug Gottlieb vs. North Texas (11-27-1999)
11	10	Doug Gottlieb vs. Texas A&M (01-24-1998)
11	10	Chianti Roberts at Colorado (01-15-1997)
14	15	Andre Owens vs. Oklahoma (02-28-1996)
13	13	Andre Owens at Iowa State (02-15-1995)
12	10	Andre Owens at Missouri (02-11-1995)
18	13	Andre Owens vs. Alaska-Anchorage (01-02-1995)
11	18	Andre Owens vs. LSU (12-20-1994)
12	12	Brooks Thompson at Colorado (02-03-1993)
21	11	Sean Sutton vs. Centenary (12-05-1990)
10	13	Jay Davis at New Mexico (12-23-1986)
16	10	Todd Christian vs. BYU-Hawaii (12-19-1986)
16	12	Melvin Gilliam vs. Kansas State (01-29-1986)
13	10	Bill Self vs. Colorado (01-16-1985)
13	12	Bill Self vs. Iowa State (02-29-1984)
10	10	Bill Self at Oklahoma (01-24-1984)
16	11	Matt Clark vs. Kansas State (03-08-1983)
10	10	Matt Clark at Kansas State (02-23-1983)
11	11	Matt Clark vs. Oral Roberts (01-11-1983)
12	10	Eddie Hannon vs. Kansas State (02-11-1981)
12	10	Eddie Hannon vs. Iowa State (01-24-1981)
14	16	Randy Wright at Texas-Pan American (12-22-1979)
11	10	Randy Wright vs. Long Beach State (12-11-1978)
10	10	Fred Stevenson at Texas (11-29-1976)
20	14	Ronnie Daniel at Iowa State (02-18-1976)
21	10	Ronnie Daniel vs. Colorado (12-30-1974)

### Double-Doubles Points & Assists

- 5** Andre Owens (1994-96)
- John Lucas (2003-05)
- Doug Gottlieb (1997-2000)
- 3** Bill Self (1981-85)
- Matt Clark (1978-83)
- Eddie Hannon (1980-82)
- 2** Randy Wright (1977-81)
- Ronnie Daniel (1973-77)
- 1** by 11 players, most recently,  
Byron Eaton (2005-present)

ASSISTS

LIFE AS A COWBOY

PLAYERS

COACHES

HISTORY

ALMANAC

YEAR IN REVIEW


MEDIA INFORMATION

**Assists in a Season  
(100 minimum)**

1.	299	Doug Gottlieb (Jr.), 1998-99 *
2.	293	Doug Gottlieb (Sr.), 1999-2000
3.	256	Andre Owens (Jr.), 1994-95
4.	201	Doug Gottlieb (So.), 1997-98
	201	Matt Clark (Sr.), 1982-83
6.	195	Brooks Thompson (Sr.), 1993-94
7.	167	Sean Sutton (Sr.), 1991-92
8.	158	John Lucas (Jr.), 2003-04
9.	153	Jay Davis (Sr.), 1986-87
10.	144	Brooks Thompson (Jr.), 1992-93
11.	143	Randy Wright (Jr.), 1979-80
12.	141	Andre Owens (Sr.), 1995-96
13.	138	Joe Adkins (Sr.), 1999-2000
14.	137	John Starks (Sr.), 1987-88
15.	136	Eddie Hannon (Sr.), 1981-82
16.	135	John Lucas (Sr.), 2004-05
	135	Randy Wright (So.), 1978-79
18.	134	Joe Adkins (Jr.), 1998-99
19.	132	JamesOn Curry (So.), 2005-06
20.	131	JamesOn Curry (Jr.), 2006-07
21.	128	Sean Sutton (Jr.), 1990-91
	128	Eddie Hannon (Jr.), 1980-81
23.	127	Maurice Baker (Jr.), 2000-01
24.	126	Byron Eaton (So.), 2006-07
	126	Victor Williams (Jr.), 2001-02
	126	Bill Self (Jr.), 1983-84
27.	125	Lorenza Andrews (Sr.), 1982-83
28.	119	Scott Sutton (Jr.), 1993-94
29.	115	Win Case (Jr.), 1983-84
30.	114	Darwyn Alexander (So.), 1989-90
31.	112	Chianti Roberts (Sr.), 1996-97
32.	110	Victor Williams (Jr.), 2000-01
33.	109	Tony Allen (Sr.), 2003-04
	109	Cornell Hatcher (Sr.), 1991-92
	109	Ronnie Daniel (So.), 1974-75
36.	108	Bill Self (Sr.), 1984-85
37.	105	Darwyn Alexander (Sr.), 1991-92
38.	104	Byron Eaton (Fr.), 2005-06
	104	Darwyn Alexander (Fr.), 1988-89
40.	102	Derrick Davis (So.), 1987-88
41.	101	Jamaal Brown (Jr.), 2005-06
	101	Victor Williams (Sr.), 2002-03
43.	100	Terry Collins (Sr.), 1994-95
	100	Win Case (Sr.), 1984-85
	100	Ronnie Daniel (Sr.), 1976-77

**Assists in a Career  
(200 minimum)**

1.	793	Doug Gottlieb (1997-2000)
2.	432	Matt Clark (1978-83)
3.	430	Joe Adkins (1996-2000)
4.	427	Randy Wright (1977-81)
5.	420	Darwyn Alexander (1988-92)
6.	397	Andre Owens (1994-96)
7.	356	JamesOn Curry (2004-07)
8.	349	Corey Williams (1988-92)
9.	346	Ronnie Daniel (1973-77)
10.	339	Brooks Thompson (1992-94)
11.	337	Victor Williams (2000-03)
12.	320	Chianti Roberts (1993-97)
13.	319	Bill Self (1981-85)
14.	295	Sean Sutton (1990-92)
15.	293	John Lucas (2003-05)
16.	264	Eddie Hannon (1980-82)
17.	239	Randy Rutherford (1992-95)
18.	230	Byron Eaton (2005-present)
19.	222	Maurice Baker (2000-02)
20.	215	Win Case (1983-85)
21.	209	Byron Houston (1988-92)
22.	206	Adrian Peterson (1995-99)



*Doug Gottlieb owns the school records for assists in a game (18), season (299) and career (793) at Oklahoma State.*

**Assists/Game in a Season  
(min 25 games • 4.0 apg avg)**

1.	8.8	Doug Gottlieb (Jr.), 1998-99
2.	8.6	Doug Gottlieb (Sr.), 1999-2000
3.	6.9	Doug Gottlieb (So.), 1997-98
4.	6.9	Andre Owens (Jr.), 1994-95
5.	6.5	Matt Clark (Sr.), 1982-83
6.	5.7	Brooks Thompson (Sr.), 1993-94
7.	5.5	Jay Davis (Sr.), 1986-87
8.	5.4	Andre Owens (Sr.), 1995-96
9.	5.3	Randy Wright (Jr.), 1979-80
10.	5.2	Eddie Hannon (Sr.), 1981-82
11.	5.0	Randy Wright (So.), 1978-79
12.	5.0	Brooks Thompson (Jr.), 1992-93
13.	4.8	Bill Self (Jr.), 1983-84
14.	4.8	Sean Sutton (Sr.), 1991-92
15.	4.7	Eddie Hannon (Jr.), 1980-81
16.	4.6	John Starks (Sr.), 1987-88
17.	4.5	John Lucas (Jr.), 2003-04
18.	4.2	Maurice Baker (Jr.), 2000-01
19.	4.2	Ronnie Daniel (So.), 1974-75
20.	4.1	Sean Sutton (Jr.), 1990-91
21.	4.1	Win Case (Jr.), 1983-84
22.	4.1	John Lucas (Sr.), 2004-05
23.	4.1	Joe Adkins (Jr.), 1998-99
24.	4.1	Joe Adkins (Sr.), 1999-2000
25.	4.0	Lorenza Andrews (Sr.), 1982-83
26.	4.0	JamesOn Curry (So.), 2006-07

**Assists/Game in a Career  
(min 50 games • 3.0 apg avg)**

1.	8.2	Doug Gottlieb (1997-2000) *
2.	6.3	Andre Owens (1994-96)
3.	5.4	Brooks Thompson (1992-94)
4.	5.0	Eddie Hannon (1980-82)
5.	4.5	Sean Sutton (1990-92)
6.	4.3	John Lucas (2003-05)
7.	4.0	Randy Wright (1977-81)
8.	3.9	Matt Clark (1978-83)
9.	3.8	Win Case (1983-85)
10.	3.8	Maurice Baker (2000-02)
11.	3.6	Victor Williams (2000-03)
12.	3.5	JamesOn Curry (2004-07)
13.	3.4	Byron Eaton (2005-present)
14.	3.4	Joe Adkins (1996-2000)
15.	3.3	Ronnie Daniel (1973-77)
16.	3.3	Darwyn Alexander (1988-92)

**Big 12 Conference Games Only**

Game	
15	Doug Gottlieb vs Texas Tech (02-27-1999)
13	Doug Gottlieb at Texas A&M (01-22-2000)
13	Doug Gottlieb vs Missouri (02-20-1999)
12	Doug Gottlieb at Missouri (02-21-2000)
12	Doug Gottlieb vs Baylor (02-07-1998)
11	Doug Gottlieb vs Texas (02-14-1999)
11	Doug Gottlieb at Texas (01-23-1999)
10	on seven occasions, most recently, John Lucas vs Kansas State (02-02-2005)

Season	
139	Doug Gottlieb (Jr.), 1998-99
115	Doug Gottlieb (Sr.), 1999-2000
100	Doug Gottlieb (So.), 1997-98
76	John Lucas (Sr.), 2004-05
68	John Lucas (Jr.), 2003-04
65	Victor Williams (Jr.), 2001-02
64	Joe Adkins (Jr.), 1998-99
63	Joe Adkins (Sr.), 1999-2000
62	Maurice Baker (Jr.), 2000-01

Career	
354	Doug Gottlieb (1997-2000)
203	Joe Adkins (1996-2000)
177	Victor Williams (2000-03)
144	John Lucas (2003-05)
140	JamesOn Curry (2004-07)
100	Fredrik Jönzén (1998-2002)
97	Maurice Baker (2000-02)
91	Byron Eaton (2005-present)
86	Tony Allen (2002-04)



**Multiple 10 Assist Games  
in a season**

- 16** Doug Gottlieb (1998-99)
- 12** Doug Gottlieb (1999-2000)
- 6** Doug Gottlieb (1997-98)  
Andre Owens (1994-95)
- 4** Bill Self (1983-84)
- 3** on four occasions, most recently,  
Andre Owens (1995-96)
- 2** on four occasions, most recently,  
JamesOn Curry (2005-06)
- 1** on 17 occasions, most recently,  
Byron Eaton (2005-06)

**Multiple 10 Assist Games  
in a career**

- 34** Doug Gottlieb (1997-2000)
- 9** Andre Owens (1994-96)
- 6** Bill Self (1981-85)
- 5** Eddie Hannon (1980-82)
- 4** Randy Wright (1977-81)
- 3** John Lucas (2003-05)  
Matt Clark (1978-83)  
Ronnie Daniel (1973-77)
- 2** JamesOn Curry (2004-07)
- 1** by 12 players, most recently,  
Byron Eaton (2005-present)

**Low Turnovers per 40 Minutes  
(min. 300 minutes)**

	TO/G	Player (Season)	TO	MIN
1.	1.17	Glendon Alexander (Jr.), 1998-99	20	685
2.	1.36	Chad Alexander (Sr.), 1996-97	19	560
3.	1.36	Ricky Jacobs (Jr.), 1979-80	13	383
4.	1.42	Jason Miller (Sr.), 2003-04	14	395
5.	1.45	Scott Sutton (Sr.), 1993-94	21	580
6.	1.46	Ricky Jacobs (Sr.), 1980-81	26	711
7.	1.58	Chris Gafney (Sr.), 1989-90	12	303
8.	1.59	Adrian Peterson (Sr.), 1998-99	47	1184
9.	1.60	Marcus Dove (So.), 2005-06	22	550

**Season Assist-to-Turnover Ratio  
(min. 25 GP & 50 assists)**

	Ratio	Player (Season)	Ast	TO
1.	5.67	Scott Sutton (Sr.), 1993-94	119	21
2.	3.44	Doug Gottlieb (Jr.), 1998-99	299	87
3.	2.79	Doug Gottlieb (Sr.), 1999-2000	293	105
4.	2.75	Doug Gottlieb (So.), 1997-98	201	73
5.	2.55	John Lucas (Sr.), 2004-05	135	53
6.	2.43	John Lucas (Jr.), 2003-04	158	65
7.	2.42	Bill Self (Jr.), 1983-84	126	52
8.	2.39	Jay Davis (Sr.), 1986-87	153	64
9.	2.39	Sean Sutton (Sr.), 1991-92	167	70
10.	2.21	Scott Sutton (Jr.), 1992-93	62	28
11.	2.17	Win Case (Jr.), 1983-84	115	53
12.	2.16	Eddie Hannon (Sr.), 1981-82	136	63
13.	2.05	Matt Clark (Sr.), 1982-83	201	98
14.	2.03	Andre Owens (Jr.), 1994-95	256	126
15.	2.01	Brooks Thompson (Sr.), 1993-94	195	97
16.	2.00	Win Case (Sr.), 1984-85	100	50

**Career Assist-to-Turnover Ratio  
(min. 50 GP & 100 assists)**

	Ratio	Player (Years)	Ast	TO
1.	3.69	Scott Sutton (1992-94)	181	49
2.	2.99	Doug Gottlieb (1997-2000)	793	265
3.	2.48	John Lucas (2003-05)	293	118
4.	2.39	Jay Davis (1986-87)	153	64
5.	2.11	Sean Sutton (1990-92)	295	140
6.	2.09	Win Case (1983-85)	215	103
7.	1.91	Andre Owens (1994-96)	397	208
8.	1.79	Cornell Hatcher (1990-92)	161	90
9.	1.78	Daniel Bobik (2003-05)	190	107
10.	1.74	Darwyn Alexander (1988-92)	420	242
11.	1.71	Eddie Hannon (1980-82)	264	154
12.	1.67	Bill Self (1981-85)	319	191
13.	1.66	Brooks Thompson (1991-94)	339	204

**Assists by Class**

Freshman		Sophomore		Junior		Senior	
Game		Game		Game		Game	
12	Melvin Gilliam vs Kansas State (01-29-1986)	12	Doug Gottlieb vs Baylor (02-07-1998)	18	Doug Gottlieb vs Florida Atlantic (12-01-1998)	16	Doug Gottlieb vs North Texas (11-27-1999)
11	Byron Eaton vs Mercer (12-18-2005)	12	Doug Gottlieb vs North Texas (11-29-1997)	16	Randy Wright at UT-Pan American (12-22-1979)	15	Andre Owens vs Oklahoma (02-28-1996)
8	Darwyn Alexander vs Nebraska (02-14-1989)	11	Doug Gottlieb vs Washington (12-06-1997)	15	Doug Gottlieb vs Texas Tech (02-27-1999)	14	Doug Gottlieb vs San Diego State (12-12-1999)
8	Darwyn Alexander vs Colorado (02-11-1989)	10	on eight occasions, most recently, JamesOn Curry vs Gonzaga (12-10-2005)	15	Doug Gottlieb at UNLV (12-22-1998)	13	on three occasions, most recently, Doug Gottlieb at Texas A&M (01-22-2000)
7	on six occasions, most recently, Byron Eaton at UAB (12-28-2005)			14	twice, most recently, Doug Gottlieb vs Baylor (03-04-1999)		
Season		Season		Season		Season	
104	Byron Eaton (2005-06)	201	Doug Gottlieb (1997-98)	299	Doug Gottlieb (1998-99)	293	Doug Gottlieb (1999-2000)
104	Darwyn Alexander (1988-89)	135	Randy Wright (1978-79)	256	Andre Owens (1994-95)	201	Matt Clark (1982-83)
99	Corey Williams (1988-89)	132	JamesOn Curry (2005-06)	158	John Lucas (2003-04)	195	Brooks Thompson (1993-94)
93	JamesOn Curry (2004-05)	126	Byron Eaton (2006-07)	144	Brooks Thompson (1992-93)	167	Sean Sutton (1991-92)
69	Randy Wright (1977-78)	114	Darwyn Alexander (1989-90)	143	Randy Wright (1979-80)	153	Jay Davis (1986-87)

ASSISTS

LIFE AS A COWBOY

PLAYERS

COACHES

HISTORY

ALMANAC

YEAR IN REVIEW

MEDIA INFORMATION



**Team Blocked Shot Performances**

*since the 1974-75 season*

- 16** vs Oklahoma (02-04-1989)
- 14** vs Midwestern State (12-09-1989)
- 13** at Wichita State (12-21-2002)  
vs Hartford (12-05-2002)
- 12** on six occasions, most recently,  
vs Kansas State (02-05-2003)
- 11** on five occasions, most recently,  
vs Southwestern Okla. State (01-02-2007)
- 10** on 13 occasions, most recently,  
vs Texas A&M (03-08-2003)

**in a Half**

- 8** vs Oklahoma (02-04-1989) • 1st & 2nd

**Top Seasons in Blocks**

by total

1. 189 1988-89
2. 171 2002-03
3. 147 1989-90
4. 144 1991-92
5. 143 1981-82
6. 130 2006-07
7. 128 2003-04
8. 126 1985-86
9. 122 1999-2000
- 122 1990-91
11. 121 1982-83
12. 119 1994-95
- 119 1976-77
14. 115 2000-01
- 115 1983-84

by average

1. 6.3 1988-89
2. 5.3 2002-03
3. 5.3 1981-82
4. 4.7 1989-90
5. 4.5 1985-86
6. 4.4 1976-77
7. 4.1 1983-84
8. 4.0 1984-85
9. 4.0 1991-92
10. 3.9 1982-83
11. 3.8 2000-01
12. 3.8 1990-91
13. 3.7 2006-07
14. 3.7 2003-04
15. 3.6 1999-2000

**Individual Blocked Shot Performances**

*since the 1974-75 season*

- 10** Joe Atkinson at New Orleans (01-05-1985)
- 8** Andre Williams at Wichita State (12-21-2002)
- 7** on eight occasions, most recently,  
Andre Williams vs Kansas State (02-05-2003)
- 6** on 16 occasions, most recently,  
Ivan McFarlin vs Southeastern  
Oklahoma State (12-16-2003)
- 5** on 23 occasions, most recently,  
Andre Williams at Kansas (03-01-2003)
- 4** on 75 occasions, most recently,  
Mario Boggan vs Texas (01-16-2007)

**in a Half**

- 7** Joe Atkinson at New Orleans (01-05-1985) • 1st

**Blocked Shots by Class**

**Freshman  
Game**

- 6 Byron Houston vs Oklahoma (02-04-1989)
- 6 Byron Houston vs Iowa State (01-28-1989)
- 6 Leroy Combs at San Diego State (12-13-1979)
- 5 on three occasions, most recently, Byron Houston vs. Kansas State (01-25-1989)

**Season**

- 65 Byron Houston (1988-89)
- 48 Joe Atkinson (1981-82)
- 36 Ivan McFarlin (2001-02)
- 35 Andre Williams (1999-2000)
- 31 Richard Dumas (1987-88)

**Sophomore  
Game**

- 7 Thomas Jordan vs Oklahoma (02-04-1989)
- 7 Joe Atkinson vs College of the Ozarks (12-02-1982)
- 7 Leroy Combs vs North Texas (12-28-1980)
- 7 Andrew Jones at Oklahoma (02-09-1977)
- 6 on four occasions, most recently, Ivan McFarlin vs SEOSU (12-16-2003)

**Season**

- 65 Andre Williams (2000-01)
- 65 Byron Houston (1989-90)
- 49 Alan Bannister (1985-86)
- 45 Andrew Jones (1976-77)
- 43 Leroy Combs (1980-81)

**Junior  
Game**

- 7 Joe Atkinson vs Wichita State (12-21-2002)
- 6 on seven occasions, most recently, Bryant Reeves vs Oklahoma (02-07-1994)

**Season**

- 80 Joe Atkinson (1983-84)
- 70 Bryant Reeves (1993-94)
- 65 Byron Houston (1990-91)
- 54 Ivan McFarlin (2003-04)
- 44 Randy Davis (1991-92)

**Senior  
Game**

- 10 Joe Atkinson at New Orleans (01-05-1985)
- 8 Andre Williams at Wichita State (12-21-2002)
- 7 Andre Williams vs. Kansas State (02-05-2003)
- 7 Byron Houston vs. New Orleans (12-04-1991)
- 7 Leroy Combs vs Nebraska (02-09-1983)

**Season**

- 85 Andre Williams (2002-03)
- 67 Joe Atkinson (1984-85)
- 60 Bryant Reeves (1994-95)
- 58 Leroy Combs (1982-83)
- 50 Byron Houston (1991-92)





**Blocks in a Season**  
(40 minimum)

1.	85	Andre Williams (Sr.), 2002-03
2.	80	Joe Atkinson (Jr.), 1983-84
3.	70	Bryant Reeves (Jr.), 1993-94
4.	67	Joe Atkinson (Sr.), 1984-85
5.	65	Andre Williams (So.), 2000-01
	65	Byron Houston (So.), 1989-90
	65	Byron Houston (Fr.), 1988-89
8.	60	Bryant Reeves (Sr.), 1994-95
9.	58	Leroy Combs (Sr.), 1982-83
10.	54	Ivan McFarlin (Jr.), 2003-04
11.	50	Byron Houston (Sr.), 1991-92
12.	49	Alan Bannister (So.), 1985-86
13.	48	Joe Atkinson (Fr.), 1981-82
14.	45	Andrew Jones (Jr.), 1976-77
15.	44	Randy Davis (Jr.), 1991-92
16.	43	Johnny Pittman (Sr.), 1990-91
	43	Leroy Combs (So.), 1980-81
18.	42	Byron Houston (Jr.), 1990-91
	42	Leroy Combs (Jr.), 1981-82
20.	40	Thomas Jordan (So.), 1988-89

**Blocks in a Career**  
(40 minimum)


1.	222	Byron Houston (1988-92)
2.	215	Joe Atkinson (1981-85)
3.	214	Andre Williams (1999-2003)
4.	194	Bryant Reeves (1991-95)
5.	167	Leroy Combs (1979-83)
6.	156	Ivan McFarlin (2001-05)
7.	92	Desmond Mason (1996-2000)
8.	91	Johnny Pittman (1988-91)
9.	73	Andrew Jones (1976-78)
10.	65	Richard Dumas (1987-90)
11.	64	Marcus Dove (2004-present)
12.	54	Mario Boggan (2005-07)
	54	Tony Allen (2005-07)
14.	49	Alan Bannister (1985-88)
15.	48	Fredrik Jönzén (1998-2002)
16.	46	Chianti Roberts (1993-97)
17.	44	Randy Davis (1991-92)
	44	Mattias Sahlstrom (1989-91)
19.	42	David Monds (2003-07)
	42	Brian Montonati (1997-2000)
21.	41	Alex Webber (1996-2000)
22.	40	Thomas Jordan (1988-89)
	40	Eli Johnson (1974-78)

**Blocks/Game in a Season**  
(min 25 games • 1.5 ppg avg)

1.	3.0	Joe Atkinson (Jr.), 1983-84
2.	2.7	Andre Williams (Sr.), 2002-03
3.	2.5	Joe Atkinson (Sr.), 1984-85
4.	2.2	Andre Williams (So.), 2000-01
5.	2.2	Byron Houston (Fr.), 1988-89
6.	2.1	Byron Houston (So.), 1989-90
7.	2.1	Bryant Reeves (Jr.), 1993-94
8.	1.9	Leroy Combs (Sr.), 1982-83
9.	1.8	Joe Atkinson (Fr.), 1981-82
10.	1.8	Alan Bannister (Fr.), 1985-86
11.	1.7	Andrew Jones (Jr.), 1976-77
12.	1.6	Bryant Reeves (Sr.), 1994-95
13.	1.6	Leroy Combs (So.), 1980-81
14.	1.6	Leroy Combs (Jr.), 1981-82
15.	1.5	Ivan McFarlin (Jr.), 2003-04
16.	1.5	Byron Houston (Sr.), 1991-92

**Blocks/Game in a Career**  
(min 50 games • 0.5 bpg avg)

1.	2.5	Joe Atkinson (1981-85)
2.	1.8	Andre Williams (1999-2003)
3.	1.7	Byron Houston (1988-92)
4.	1.7	Leroy Combs (1979-83)
5.	1.4	Bryant Reeves (1991-95)
6.	1.3	Andrew Jones (1975-78)
7.	1.2	Ivan McFarlin (2002-05)
8.	1.0	Johnny Pittman (1988-91)
9.	0.9	Richard Dumas (1987-90)
10.	0.9	Marcus Dove (2004-present)
11.	0.8	Mario Boggan (2005-07)
	0.8	Tony Allen (2002-04)
13.	0.8	Mattias Sahlstrom (1989-91)
14.	0.7	Desmond Mason (1996-2000)
15.	0.6	Sylvester Kincheon (1986-88)
16.	0.5	Ray Alford (1984-87)
17.	0.5	Brian Montonati (1997-2000)



*Joe Atkinson (left) recorded the first triple-double in school history on Jan. 5, 1985, when he scored 10 points, grabbed 11 rebounds and blocked 10 shots against New Orleans.*

**Big 12 Conference Games Only**

Season	Career
45	Andre Williams (Sr.), 2002-03
39	Andre Williams (So.), 2000-01
25	Ivan McFarlin (Sr.), 2004-05
20	Ivan McFarlin (Fr.), 2001-02
19	Marcus Dove (Jr.), 2006-07
19	Andre Williams (Fr.), 1999-2000
119	Andre Williams (1999-2003)
76	Ivan McFarlin (2001-05)
39	Desmond Mason (1996-2000)
32	Tony Allen (2002-04)
31	Marcus Dove (2004-present)
26	Mario Boggan (2005-07)

**Multiple 4 Block Games**

*since the 1974-75 season*

25	Joe Atkinson (1981-85)
20	Andre Williams (1999-2003)
16	Byron Houston (1988-92)
9	Bryant Reeves (1991-95)
8	Leroy Combs (1979-83)
6	Ivan McFarlin (2000-04)
	Andrew Jones (1976-78)
5	Johnny Pittman (1988-91)
	Alan Bannister (1985-86)

BLOCKED SHOTS

LIFE AS A COWBOY

PLAYERS

COACHES

HISTORY

ALMANAC

YEAR IN REVIEW

MEDIA INFORMATION

### Team Steal Performances

*since the 1974-75 season*

- 19** vs UMKC (12-19-1988)
- 18** vs Northwestern State (12-08-2002)  
at North Texas (11-28-2000)
- 17** on three occasions, most recently,  
vs Texas Southern (11-17-2006)
- 16** on nine occasions, most recently,  
vs Northwestern Okla. State (12-21-2004)
- 15** on nine occasions, most recently,  
vs Iowa State (01-29-2003)
- 14** on 16 occasions, most recently,  
vs Missouri (02-17-2007)
- 13** on 30 occasions, most recently,  
vs Northwestern State (11-15-2006)
- 12** on 35 occasions, most recently,  
vs Nebraska (03-08-2007)

### Steals in a Half

- 10** vs UMKC (12-19-1988) — 1st  
vs Northwestern State (12-08-2002) — 1st
- 9** on UMKC (12-19-1988) — 2nd  
at North Texas (11-28-2000) — both halves



*Brooks Thompson, currently the head coach at UTSA, holds the school record for steals in a season with 99. He also shares the single-game record with current Milwaukee Buck Desmond Mason.*

### Top Seasons in Steals

by total			by average		
1.	299	1994-95	1.	9.0	1988-89
2.	292	1991-92	2.	8.9	2002-03
3.	286	2002-03	3.	8.6	1997-98
4.	271	2003-04	4.	8.6	1995-96
	271	1988-89	5.	8.3	1987-88
6.	267	2005-06	6.	8.1	1991-92
7.	265	1993-94	7.	8.1	2005-06
8.	262	1998-99	8.	8.1	1994-95
9.	260	2006-07	9.	8.0	2000-01
	260	1999-2000	10.	7.9	1990-91
11.	252	1990-91	11.	7.8	1993-94
12.	249	1997-98	12.	7.8	1989-90
	249	1987-88	13.	7.7	2003-04
14.	247	2001-02	14.	7.7	2001-02
15.	242	2004-05	15.	7.7	1998-99

### Steals by Class

#### Freshman Game

- 7 Byron Eaton at Oklahoma (02-27-2006)
- 6 Obi Muonelo vs Texas Southern (11-16-2006)
- 5 on five occasions, most recently, Byron Eaton vs Kansas (03-10-2006)

#### Season

- 67 Byron Eaton (2005-06)
- 49 Richard Dumas (1987-88)
- 40 Corey Williams (1988-89)
- 39 Darwyn Alexander (1988-89)
- 25 Adrian Peterson (1995-96)

#### Sophomore Game

- 7 Derrick Davis vs Nebraska (02-24-1988)
- 7 Richard Dumas at Louisville (12-17-1988)
- 6 Joe Adkins vs Southern Utah (11-25-1997)
- 6 Ronnie Daniel vs Oklahoma (12-28-1974)
- 6 Derrick Davis vs Lamar (12-29-1987)

#### Season

- 69 Richard Dumas (1988-89)
- 54 Byron Eaton (2006-07)
- 54 Joe Adkins (1997-98)
- 51 Desmond Mason (1997-98)
- 49 Victor Williams (2000-01)

#### Junior Game

- 8 Desmond Mason vs Houston Baptist (12-15-1998)
- 8 Brooks Thompson vs Colorado (02-13-1993)
- 6 on five occasions, most recently, Desmond Mason at Texas A&M (01-06-1999)

#### Season

- 79 Andre Owens (1994-95)
- 70 Brooks Thompson (1992-93)
- 62 Tony Allen (2002-03)
- 61 Maurice Baker (2000-01)
- 53 Desmond Mason (1998-99)

#### Senior Game

- 7 Brooks Thompson vs Colorado (02-21-1994)
- 7 Victor Williams vs Northwestern State (12-08-2002)
- 6 on 13 occasions, most recently, Tony Allen at Baylor (02-28-2004)

#### Season

- 99 Brooks Thompson (1993-94)
- 86 Cornell Hatcher (1991-92)
- 72 Tony Allen (2003-04)
- 69 Randy Rutherford (1994-95)
- 66 John Starks (1987-88)



### Individual Steal Performances

*since the 1974-75 season*

- 8** Desmond Mason vs Houston Baptist (12-15-1998)  
Brooks Thompson vs Colorado (02-13-1993)
- 7** on five occasions, most recently,  
Byron Eaton at Oklahoma (02-27-2006)
- 6** on 22 occasions, most recently,  
Obi Muonelo vs Texas Southern (11-16-2006)
- 5** on 55 occasions, most recently,  
Byron Eaton vs Missouri (02-17-2007)
- 4** on 175 occasions, most recently,  
Marcus Dove at Texas (02-12-2007)

### Steals in a Half

- 6** Brian Montonati (1st) vs Alcorn State (12-15-1999)  
Brooks Thompson (1st) at SMU (11-28-1993)
- 5** on nine occasions, most recently,  
Byron Eaton (1st) at Oklahoma (02-27-2006)

### Multiple 4 Steal Games

*since the 1974-75 season*

- 16** Brooks Thompson (1992-94)
- 14** Cornell Hatcher (1990-92)
- 11** Darwyn Alexander (1988-92)
- 10** Tony Allen (2002-04)
- Chianti Roberts (1993-97)
- 9** Byron Houston (1988-92)  
Richard Dumas (1987-90)
- on eight occasions,  
**8** most recently,  
Byron Eaton (2005-present)

### Steals in a Season

(50 minimum)

- 1. **99** Brooks Thompson (Sr.), 1993-94
- 2. **86** Cornell Hatcher (Sr.), 1991-92
- 3. **79** Andre Owens (Jr.), 1994-95
- 4. **72** Tony Allen (Sr.), 2003-04
- 5. **70** Brooks Thompson (Jr.), 1992-93
- 6. **69** Richard Dumas (So.), 1988-89  
**69** Randy Rutherford (Sr.), 1994-95
- 8. **67** Byron Eaton (Fr.), 2005-06
- 9. **66** John Starks (Sr.), 1987-88
- 10. **63** Victor Williams (Sr.), 2002-03
- 11. **62** Tony Allen (Jr.), 2002-03
- 12. **61** Maurice Baker (Jr.), 2000-01  
**61** Matt Clark (Sr.), 1982-83
- 14. **56** Andre Owens (Sr.), 1995-96
- 15. **54** Byron Eaton (So.), 2006-07  
**54** Joe Adkins (So.), 1997-98  
**54** Chianti Roberts (Sr.), 1996-97
- 18. **53** Melvin Sanders (Sr.), 2002-03  
**53** Doug Gottlieb (Sr.), 1999-2000  
**53** Desmond Mason (Jr.), 1998-99
- 21. **52** Lorenza Andrews (Sr.), 1982-83
- 22. **51** Desmond Mason (So.), 1997-98  
**51** Darwyn Alexander (Sr.), 1991-92
- 24. **50** Daniel Bobik (Sr.), 2003-04

### Steals in a Career

(100 minimum)

- 1. **170** Ivan McFarlin (2001-05)
- 2. **169** Brooks Thompson (1992-94)
- 3. **167** Darwyn Alexander (1988-92)
- 4. **159** Byron Houston (1988-92)
- 5. **158** Victor Williams (2000-03)  
**158** Desmond Mason (1996-2000)
- 7. **155** Matt Clark (1978-83)
- 8. **154** Joe Adkins (1996-2000)
- 9. **151** Chianti Roberts (1993-97)
- 10. **143** Doug Gottlieb (1997-2000)
- 11. **136** Richard Dumas (1987-90)
- 12. **135** Andre Owens (1994-96)
- 13. **134** Tony Allen (2002-04)
- 14. **133** Adrian Peterson (1995-99)  
**133** Cornell Hatcher (1990-92)
- 16. **130** Melvin Sanders (2000-03)
- 17. **121** Byron Eaton (2005-present)
- 18. **117** Randy Rutherford (1992-95)
- 19. **116** Ronnie Daniel (1973-77)
- 20. **113** Corey Williams (1988-92)
- 21. **103** Ray Crenshaw (1980-84)  
**103** Leroy Combs (1979-83)
- 31. **78** Marcus Dove (2003-present)

### Steals/Game in a Season

(min. 25 games/2.0 spg)

- 1. **2.9** Brooks Thompson (Sr.), 1993-94
- 2. **2.5** Richard Dumas (So.), 1988-89
- 3. **2.4** Brooks Thompson (Jr.), 1992-93
- 4. **2.4** Cornell Hatcher (Sr.), 1991-92
- 5. **2.2** John Starks (Sr.), 1987-88
- 6. **2.2** Andre Owens (Sr.), 1995-96
- 7. **2.1** Andre Owens (Jr.), 1994-95
- 8. **2.1** Tony Allen (Sr.), 2003-04
- 9. **2.0** Maurice Baker (Jr.), 2000-01
- 10. **2.0** Byron Eaton (Fr.), 2005-06
- 11. **2.0** Victor Williams (Sr.), 2002-03
- 12. **2.0** Matt Clark (Sr.), 1982-83

### Steals/Game in a Career

(min. 50 games/1.5 spg)

- 1. **2.7** Brooks Thompson (1992-94)
- 2. **2.1** Andre Owens (1994-96)
- 3. **2.0** Tony Allen (2002-04)
- 4. **2.0** Cornell Hatcher (1990-92)
- 5. **1.9** Richard Dumas (1987-90)
- 6. **1.8** Byron Eaton (2005-present)
- 7. **1.7** Victor Williams (2000-03)
- 8. **1.7** Maurice Baker (2000-02)
- 9. **1.5** Doug Gottlieb (1997-2000)

### Big 12 Conference Games Only

#### Season

- 35 Tony Allen (Sr.), 2003-04
- 30 Joe Adkins (So.), 1997-98
- 29 Tony Allen (Jr.), 2002-03
- 29 Victor Williams (Sr.), 2002-03
- 29 Maurice Baker (Jr.), 2000-01

#### Career

- 87 Joe Adkins (1996-2000)
- 81 Victor Williams (2000-03)
- 77 Desmond Mason (1996-2000)
- 72 Ivan McFarlin (20001-05)
- 64 Tony Allen (2002-04)

STEALS

LIFE AS A COWBOY

PLAYERS

COACHES

HISTORY

ALMANAC

YEAR IN REVIEW

MEDIA INFORMATION



**Field Goals Made in a Game**

- 51** vs College of Santa Fe (12-03-1977)
- 49** vs Langston (01-05-2000)
- 48** vs Colgate (11-24-1990)
- 45** vs UMKC (12-19-1988)  
vs Roosevelt (01-03-1979)
- 44** on five occasions, most recently,  
vs SWOSU (01-02-2007)
- 43** on three occasions, most recently,  
vs North Texas (11-27-1999)
- 42** on three occasions, most recently,  
at North Texas (11-28-2000)
- 41** on seven occasions, most recently,  
vs Midwestern State (12-09-1989)
- 40** on eight occasions, most recently,  
vs Houston Baptist (12-15-1998)

**FGs Attempted  
in a Game**

- 97** vs College of Santa Fe (12-03-1977)
- 91** vs Texas Wesleyan (11-30-1979)
- 90** vs Kansas (03-05-1973)
- 89** on three occasions, most recently,  
at Missouri (01-21-1989)
- 88** on three occasions, most recently,  
vs vs Hardin-Simmons (01-03-1980)
- 87** vs North Texas (11-27-1999)
- 86** on three occasions, most recently,  
vs Midwestern State (12-09-1989)
- 85** vs Loyola Marymount (12-13-1980)  
at BYU (12-13-1972)

**FG Percentage  
in a Season**

	PCT	Season	FGM-FGA
1.	53.1	1982-83	931-1,753
2.	51.4	1992-93	807-1,571
3.	51.3	2003-04	1,002-1,953
4.	50.5	1983-84	780-1,546
5.	50.2	1994-95	1,016-2,025
6.	50.0	1985-86	788-1,577
7.	49.8	1987-88	820-1,648
8.	49.7	1990-91	915-1,840
9.	49.7	2004-05	911-1,833
10.	49.4	1991-92	948-1,919
11.	49.2	1988-89	936-1,903
12.	48.9	1981-82	787-1,608
13.	48.5	1993-94	969-2,000
14.	48.3	1980-81	843-1,745
15.	48.1	1989-90	911-1,894
16.	48.1	2005-06	844-1,755

**FG Pct Allowed  
in a Season**

	PCT	Season	FGM-FGA
1.	27.4	1949-50	351-1,281
2.	30.9	1953-54	477-1,544
3.	31.0	1950-51	540-1,743
4.	31.2	1951-52	405-1,300
5.	34.0	1956-57	438-1,289
6.	34.0	1954-55	433-1,274
7.	34.5	1952-53	466-1,351
8.	35.2	1955-56	468-1,329
9.	37.5	1958-59	483-1,289
10.	37.9	1962-63	494-1,305
11.	38.2	1964-65	555-1,454
12.	38.8	1999-2000	779-2,007
13.	39.3	1994-95	823-2,094
14.	39.4	2002-03	699-1,775
15.	39.7	1957-58	566-1,426
16.	39.8	1960-61	532-1,336

**FGs Made  
in a Season**

1.	1,016	1994-95
2.	1,002	2003-04
3.	969	1993-94
4.	948	1991-92
5.	936	1988-89
6.	933	1999-2000
7.	931	1982-83
8.	915	1990-91
9.	913	2006-07
10.	911	2004-05
	911	1989-90
12.	851	1998-99
13.	844	2005-06
14.	843	1980-81
15.	836	1979-80

**FGs Attempted  
in a Season**

1.	2,025	1994-95
2.	2,000	1993-94
3.	1,953	2003-04
4.	1,951	2006-07
5.	1,946	1999-2000
6.	1,920	1998-99
7.	1,919	1991-92
8.	1,903	1988-89
9.	1,894	1989-90
10.	1,877	1950-51
11.	1,863	2001-02
12.	1,840	1990-91
13.	1,833	2004-05
14.	1,784	2002-03
15.	1,760	1979-80

**FG Percentage in a Game**

- 80.0 (28-35)** vs Tulane (03-22-1992)
- 73.7 (28-38)** vs Tulsa (12-09-1992)
- 71.9 (23-32)** vs Kansas State (03-05-1962)
- 69.0 (29-42)** vs Minnesota (12-15-1986)
- 68.9 (31-45)** at Nebraska (02-19-1968)
- 68.6 (35-51)** at Texas A&M (01-03-1998)
- 68.1 (32-47)** vs Nebraska (02-24-1988)
- 67.9 (36-53)** vs Florida Atlantic (11-10-2006)
- 67.3 (33-49)** vs Oklahoma (02-28-1996)  
vs Kansas (01-22-1983)
- 66.7 (26-39)** vs Kansas State (01-31-1990)  
at Iowa State (02-04-1984)

**FG Percentage in a Half**

- 85.0 (17-20)** at Texas A&M (01-03-1998) • 2nd
- 83.3 (15-18)** vs Tulane (03-22-1992) • 2nd
- 78.6 (22-28)** vs Oklahoma (02-28-1996) • 1st



**Field Goals Made  
in a Game**

- 25** Bob Kurland vs St. Louis (02-22-1946)  
Randy Rutherford at Kansas (03-05-1995)
- 16** Ed Odom at Texas-Pan American (12-22-1979)  
Ed Odom at San Diego State (12-13-1979)
- 15** on four occasions, most recently,  
Bryant Reeves at Colorado (01-28-1995)
- 14** on six occasions, most recently,  
Bryant Reeves vs Tulsa (03-20-1994)
- 13** on 15 occasions, most recently,  
Mario Boggan vs Texas (01-16-2007)
- 12** on 40 occasions, most recently,  
JamesOn Curry at Baylor (03-03-2007)
- 11** on 97 occasions, most recently,  
Mario Boggan vs Texas Tech (02-10-2007)
- 10** on 139 occasions, most recently,  
JamesOn Curry vs Texas (03-10-2007)

**FGs Attempted  
in a Game**

- 38** Bob Kurland vs St. Louis (02-22-1946)
- 30** Ed Odom at Texas-Pan American (12-22-1979)
- 27** Mario Boggan vs Texas (01-16-2007)
- 26** on four occasions, most recently,  
Brett Robisch at Texas Tech (02-18-1998)
- 25** on six occasions, most recently,  
Randy Rutherford at Missouri (02-11-1995)
- 24** on five occasions, most recently,  
Bryant Reeves vs Tulsa (03-20-1994)
- 23** on six occasions, most recently,  
Richard Dumas at Pittsburgh (11-26-1988)
- 22** on 17 occasions, most recently,  
Maurice Baker at Nebraska (02-07-2001)
- 21** on 25 occasions, most recently,  
John Lucas vs Nebraska (02-21-2004)
- 20** on 43 occasions, most recently,  
John Lucas vs Saint Joseph's (03-26-2004)

**Field Goal Percentage  
in a Game (min. 10 made)**

- 100.0 (11-11)** Bryant Reeves at Oklahoma (01-08-1994)
- 100.0 (10-10)** Bryant Reeves vs Tulsa (12-09-1992)
- 91.7 (11-12)** on four occasions, most recently,  
Jerome Lambert at Oklahoma (02-05-1996)
- 90.9 (10-11)** Bryant Reeves vs Kansas State (02-02-1994)  
Matt Clark vs Centenary (01-15-1983)
- 86.7 (13-15)** Muhammad Akbar at Texas-Arlington (12-09-1985)
- 84.6 (11-13)** on six occasions, most recently,  
Joey Graham vs Iowa State (03-12-2004)
- 83.3 (10-12)** on 11 occasions, most recently,  
Ivan McFarlin at Oklahoma (02-16-2004)
- 82.4 (14-17)** Ray Crenshaw at Texas-Arlington (01-14-1984)
- 81.3 (13-16)** Bryant Reeves vs Arizona State (12-02-1993)  
Royce Jeffries vs Texas A&M (12-30-1988)
- 80.0 (12-15)** Bryant Reeves at Iowa State (02-26-1994)  
John Potter at UMKC (01-02-1991)

*Bryant Reeves holds the school record for career field goal percentage at 58.5 percent. He's also the only Cowboy in school history to be perfect from the floor with at least 10 attempts — he did it twice.*



**Big 12 Conference Games Only**

Season (min. 50 made)	Career (min. 100 made)
64.5 Ivan McFarlin (2001-02)	57.6 Ivan McFarlin (2001-05)
58.7 Ivan McFarlin (2004-05)	54.2 Joey Graham (2003-05)
58.4 Maurice Robinson (1996-97)	52.4 Brian Montonati (1997-2000)
58.3 Ivan McFarlin (2003-04)	51.8 Brett Robisch (1996-98)
56.8 Joey Graham (2003-04)	51.2 Mario Boggan (2005-07)
56.7 Brett Robisch (1996-97)	47.8 Desmond Mason (1996-2000)
55.2 Chianti Roberts (1996-97)	47.0 John Lucas (2003-05)
54.1 Brian Montonati (1999-2000)	46.7 Fredrik Jönzén (1998-2002)
53.8 Torre Johnson (2005-06)	45.9 Adrian Peterson (1996-99)
52.4 Joey Graham (2004-05)	44.6 Maurice Baker (2000-02)

FIELD GOALS

LIFE AS A COWBOY

PLAYERS

COACHES

HISTORY

ALMANAC

YEAR IN REVIEW

MEDIA INFORMATION



**Field Goals Made  
in a Season  
(200 minimum)**

1.	289	Bryant Reeves (Sr.), 1994-95
2.	267	Ed Odom (Sr.), 1979-80
3.	264	Bryant Reeves (Jr.), 1993-94
4.	257	Bob Kurland (Sr.), 1945-46
5.	250	Byron Houston (Jr.), 1990-91
6.	249	Byron Houston (Sr.), 1991-92
7.	242	Mario Boggan (Sr.), 2006-07
8.	238	Randy Rutherford (Sr.), 1994-95
9.	214	Bob Kurland (Jr.), 1944-45
10.	211	Desmond Mason (Sr.), 1999-2000
	211	Adrian Peterson (Sr.), 1998-99
12.	210	Bryant Reeves (So.), 1992-93
13.	207	Leroy Combs (Sr.), 1982-83
14.	204	John Lucas (Sr.), 2004-05
	204	Tony Allen (Sr.), 2003-04
16.	203	Richard Dumas (Fr.), 1987-88
17.	202	JamesOn Curry (Jr.), 2006-07
18.	201	Joey Graham (Sr.), 2004-05
19.	200	Maurice Baker (Jr.), 2000-01

**FGs Attempted  
in a Season  
(400 minimum)**

1.	521	Randy Rutherford (Sr.), 1994-95
2.	507	Ed Odom (Sr.), 1979-80
3.	493	Bryant Reeves (Sr.), 1994-95
4.	469	Adrian Peterson (Sr.), 1998-99
5.	467	Byron Houston (Sr.), 1991-92
6.	466	Don Johnson (Jr.), 1950-51
7.	452	John Lucas (Sr.), 2004-05
8.	451	Bryant Reeves (Jr.), 1993-94
9.	448	Mario Boggan (Sr.), 2006-07
10.	447	JamesOn Curry (Jr.), 2006-07
11.	444	Kevin Fitzgerald (Jr.), 1972-73
12.	436	Byron Houston (Jr.), 1990-91
13.	423	Desmond Mason (Sr.), 1999-2000
14.	420	Gale McArthur (Sr.), 1950-51
15.	415	Kevin Fitzgerald (Sr.), 1973-74
16.	411	Richard Dumas (So.), 1988-89
17.	408	Desmond Mason (Jr.), 1998-99
18.	405	Ronnie Daniel (So.), 1974-75
	405	Tony Allen (Sr.), 2003-04
20.	402	John Lucas (Jr.), 2003-04
21.	400	Brooks Thompson (Sr.), 1993-94
	400	JamesOn Curry (So.), 2005-06

**Field Goals Made  
in a Career  
(400 minimum)**

1.	874	Bryant Reeves (1991-95)
2.	828	Byron Houston (1988-92)
3.	675	Bob Kurland (1942-46)
4.	642	Adrian Peterson (1995-99)
5.	624	Ronnie Daniel (1973-77)
6.	616	Desmond Mason (1996-2000)
7.	608	Ivan McFarlin (2001-05)
8.	569	Matt Clark (1978-83)
9.	552	Leroy Combs (1979-83)
10.	520	Olus Holder (1974-78)
11.	512	Randy Rutherford (1992-95)
12.	473	Corey Williams (1988-92)
13.	472	JamesOn Curry (2004-07)
14.	471	Ray Crenshaw (1980-84)
15.	464	Kevin Fitzgerald (1971-74)
16.	460	Chianti Roberts (1993-97)
17.	458	Bob Mattick (1951-54)
18.	457	Joe Atkinson (1981-85)
19.	449	Richard Dumas (1987-90)
20.	440	Fredrik Jönzén (1998-2002)
21.	424	Mario Boggan (2005-07)
22.	422	Eli Johnson (1974-78)
23.	408	Victor Williams (2000-03)
24.	406	Royce Jeffries (1986-90)
25.	402	K.C. Kincaide (1972-75)

**FGs Attempted  
in a Career  
(1,000 minimum)**

1.	1,501	Byron Houston (1988-92)
2.	1,495	Bryant Reeves (1991-95)
3.	1,462	Ronnie Daniel (1973-77)
4.	1,443	Adrian Peterson (1995-99)
5.	1,268	Desmond Mason (1996-2000)
6.	1,130	Randy Rutherford (1992-95)
7.	1,083	Matt Clark (1978-83)
8.	1,081	JamesOn Curry (2004-07)
9.	1,067	Kevin Fitzgerald (1971-74)
10.	1,064	Olus Holder (1974-78)
11.	1,057	Corey Williams (1988-92)
12.	1,050	Don Johnson (1949-52)
13.	1,041	Ivan McFarlin (2001-05)
14.	1,032	Victor Williams (2000-03)
15.	1,023	Joe Adkins (1996-2000)
16.	1,017	Eli Johnson (1974-78)

**FG Percentage in a Season  
(min. 100 FGM • Pct ≥ 57%)**

PCT	Player (Class), Season	FGM-FGA
1.	62.5 Chianti Roberts (Sr.), 1996-97	178-285
2.	62.1 Bryant Reeves (So.), 1992-93	210-338
3.	61.4 Ivan McFarlin (Fr.), 2001-02	145-236
4.	61.3 Royce Jeffries (Jr.), 1988-89	144-235
5.	59.2 Chianti Roberts (So.), 1994-95	100-169
6.	58.8 Ivan McFarlin (Jr.), 2003-04	173-294
7.	58.8 Ivan McFarlin (Sr.), 2004-05	157-267
8.	58.6 Bryant Reeves (Sr.), 1994-95	289-493
9.	58.6 Thomas Jordan (Sr.), 1988-89	126-215
10.	58.5 Bryant Reeves (Jr.), 1993-94	264-451
11.	58.3 Byron Houston (Fr.), 1988-89	140-240
12.	58.3 Ray Crenshaw (Sr.), 1983-84	194-333
13.	58.1 Mario Boggan (Jr.), 2005-06	182-313
14.	58.0 Leroy Combs (Sr.), 1982-83	207-357
15.	57.6 Joey Graham (Jr.), 2003-04	171-297
16.	57.3 Byron Houston (Jr.), 1990-91	250-436
17.	57.0 Sylvester Kincheon (Jr.), 1986-87	122-214
18.	57.0 Royce Jeffries (Sr.), 1989-90	159-279

**FG Percentage in a Career  
(min. 200 FGM • Pct ≥ 50%)**

PCT	Player (Years)	FGM-FGA
1.	58.5 Bryant Reeves (1991-95)	874-1495
2.	58.4 Ivan McFarlin (2001-05)	608-1041
3.	56.8 Royce Jeffries (1986-90)	406-715
4.	56.5 Alex Webber (1996-2000)	203-359
5.	55.7 Mario Boggan (2005-07)	424-761
6.	55.4 Leroy Combs (1979-83)	552-997
7.	55.3 Sylvester Kincheon (1986-88)	228-412
8.	55.3 Chianti Roberts (1993-97)	460-832
9.	55.2 Byron Houston (1988-92)	828-1501
10.	54.9 Joey Graham (2003-05)	372-677
11.	54.6 Ray Crenshaw (1980-84)	471-862
12.	54.6 Mark Tucker (1977-79)	328-601
13.	52.9 James King (1962-65)	310-586
14.	52.6 Brian Montonati (1997-2000)	280-532
15.	52.5 Matt Clark (1978-83)	569-1083
16.	50.9 Andre Williams (1999-2003)	217-426
17.	50.7 Win Case (1983-85)	232-548
18.	50.5 Brett Robisch (1996-98)	288-570
19.	50.4 David Monds (2003-07)	215-427
20.	50.3 Bob Mattick (1951-54)	458-910
21.	50.2 Ed Odom (1978-80)	387-771
22.	50.1 Richard Dumas (1987-90)	449-896
23.	50.0 Joe Atkinson (1981-85)	457-914

**Season FG Percentage by Class**

Freshman		Sophomore		Junior		Senior	
61.4	Ivan McFarlin (2001-02)	62.1	Bryant Reeves (1992-93)	61.3	Royce Jeffries (1988-89)	62.5	Chianti Roberts (1996-97)
58.3	Byron Houston (1988-89)	59.2	Chianti Roberts (1994-95)	58.8	Ivan McFarlin (2003-04)	58.8	Ivan McFarlin (2004-05)
54.6	Richard Dumas (1987-88)	55.1	Leroy Combs (1980-81)	58.5	Bryant Reeves (1993-94)	58.6	Bryant Reeves (1994-95)
52.1	Bryant Reeves (1991-92)	55.1	Matt Clark (1980-81)	58.1	Mario Boggan (2005-06)	58.6	Thomas Jordan (1988-89)
49.5	Joe Atkinson (1981-82)	54.5	Ivan McFarlin (2002-03)	57.6	Joey Graham (2003-04)	58.3	Ray Crenshaw (1983-84)



**Three-Point Field Goals Made in a Game**

- 15** vs Northwestern Oklahoma State (12-21-2004)
- 14** at Nebraska (03-05-2007); vs Florida Atlantic (11-10-2006)
- 13** on three occasions, most recently, at Colorado (01-30-2005)
- 12** on nine occasions, most recently, at Baylor (02-05-2005)
- 11** on 22 occasions, most recently, vs Texas Southern (11-17-2006)
- 10** on 15 occasions, most recently, at Baylor (03-03-2007)

**Three-Point Field Goals Attempted in a Game**

- 31** vs Gonzaga at Oklahoma City (12-28-2004)
- 30** vs Florida at Honolulu (12-28-1993)
- 29** vs Texas (01-05-2002); vs Oklahoma (01-12-1999)
- 28** vs Baylor at Kansas City (03-04-1999); at Nebraska (03-02-1994)
- 27** on seven occasions, most recently, vs New Orleans (11-29-2001)
- 26** on eight occasions, most recently, at Colorado (02-03-2007)
- 25** on 10 occasions, most recently, at Fresno State (02-10-2002)

**3-Point FG Percentage in a Game**  
*(min. 10 made)*

- 65.2 (15-23)** vs Northwestern Oklahoma State (12-21-2004)
- 63.2 (12-19)** vs Colorado (03-01-2000); UNLV (01-18-1997)
- 61.9 (13-21)** at Colorado (01-30-2005)
- 61.1 (11-18)** vs Prairie View A&M (01-04-1994)
- 58.3 (14-24)** at Nebraska (03-05-2007)
- 57.9 (11-19)** vs Nebraska (02-18-1995)
- 57.1 (12-21)** at Baylor (02-05-2005); at Oklahoma (01-08-1994)
- 55.6 (10-18)** on three occasions, most recently, vs Missouri (01-18-2003)
- 55.0 (11-20)** vs Kansas State (02-02-2005); vs Texas (02-22-2003)
- 53.8 (14-26)** vs Florida Atlantic (11-10-2006)

**Top Seasons in 3-Point Field Goals Made**

by total			by average		
1.	258	1993-94	1.	7.6	1993-94
2.	240	2004-05	2.	7.3	2004-05
3.	234	1994-95	3.	6.8	1998-99
4.	232	1998-99	4.	6.4	1999-2000
5.	221	2006-07	5.	6.3	1994-95
6.	216	1999-2000	6.	6.3	2006-07
7.	178	1996-97	7.	5.8	1997-98
8.	175	1991-92	8.	5.6	1996-97
9.	167	2001-02	9.	5.0	1995-96
	167	1997-98	10.	4.9	2002-03

**Top Seasons in 3-Point Field Goals Attempted**

by total			by average		
1.	643	1998-99	1.	18.9	1998-99
2.	619	1993-94	2.	18.2	1993-94
3.	610	2006-07	3.	17.4	2006-07
4.	601	1994-95	8.	17.4	1997-98
5.	564	2004-05	5.	17.1	2004-05
6.	559	1999-2000	6.	16.4	1999-2000
7.	510	2001-02	7.	16.2	1994-95
8.	504	1997-98	8.	15.9	2001-02
9.	492	1996-97	9.	15.4	1996-97
10.	475	1991-92	10.	13.8	1995-96

**3-Pt FG Percentage in a Season**

PCT	Season	FGM-FGA
1.	42.7	1986-87 97-227
2.	42.6	2004-05 240-564
3.	42.0	1990-91 131-312
4.	41.7	1993-94 258-619
5.	38.9	1994-95 234-601
6.	38.9	1992-93 131-337
7.	38.6	1999-2000 216-559
8.	37.5	2003-04 166-443
9.	36.8	1991-92 175-475
10.	36.7	1988-89 92-264

**3-Pt FG Pct Allowed in a Season**

PCT	Season	FGM-FGA
1.	29.3	1999-2000 213-726
2.	30.0	1998-99 163-543
3.	30.7	2001-02 174-566
4.	31.0	1991-92 139-448
5.	31.2	2003-04 182-583
6.	31.5	1992-93 164-521
7.	31.7	1994-95 222-700
8.	32.4	1988-89 106-327
9.	33.3	1993-94 202-607
10.	33.3	1997-98 178-534

**Consecutive games making a three-point field goal**

Season .....34 Brooks Thompson (1993-94)  
Career .....59 John Lucas (2003-05)

**Consecutive games making a three-point field goal**

Team .....250 01-06-1992 — 11-27-1999  
Current .....218 01-13-2001 — present

**Consecutive games making a three-point field goal**

Opponent .....152 11-28-1998 — 02-22-2003  
Current .....89 01-11-2005 — present

3-POINT FG

LIFE AS A COWBOY

PLAYERS

COACHES

HISTORY

ALMANAC

YEAR IN REVIEW

MEDIA INFORMATION



### Three-Point Field Goals Made in a Game

- 11** Randy Rutherford at Kansas (03-05-1995) \*
- Obi Muonelo at Nebraska (03-05-2007)
- 8** Randy Rutherford at Nebraska (02-01-1995)  
Randy Rutherford vs Oklahoma (02-07-1994)
- 7** on eight occasions, most recently,  
JamesOn Curry at Baylor (03-03-2007)
- 6** on 23 occasions, most recently,  
JamesOn Curry vs Nebraska (01-31-2006)
- 5** on 45 occasions, most recently,  
Byron Eaton at Nebraska (03-05-2007)

### Three-Point Field Goals Attempted in a Game

- 19** Randy Rutherford at Kansas (03-05-1995)
- 16** Randy Rutherford at Missouri (02-11-1995)  
Randy Rutherford at Oklahoma (02-25-1995)
- 15** Randy Rutherford vs NW Missouri State (12-09-1994)  
Brooks Thompson vs Missouri (01-22-1994)
- 14** Randy Rutherford at Nebraska (02-01-1995)  
Brooks Thompson vs Florida (12-28-1993)
- 13** on three occasions, most recently,  
Maurice Baker at Nebraska (02-07-2001)
- 12** on 15 occasions, most recently,  
JamesOn Curry vs Nebraska (01-31-2006)
- 11** on 11 occasions, most recently,  
Obi Muonelo at Nebraska (03-05-2007)
- 10** on 32 occasions, most recently,  
JamesOn Curry at Baylor (03-03-2007)

### 3-Point FG Percentage in a Game

(min. 5 made)

- 100.0 (5-5)** Desmond Mason vs Kansas (02-02-2000)
- 85.7 (6-7)** Glendon Alexander vs Texas A&M (02-05-2000)
- 83.3 (5-6)** on four occasions, most recently,  
Byron Eaton vs Kansas (03-10-2006)
- 80.0 (8-10)** Randy Rutherford vs Oklahoma (02-07-1994)
- 75.0 (6-8)** on five occasions, most recently,  
JamesOn Curry at Colorado (01-30-2005)
- 72.7 (8-11)** Obi Muonelo at Nebraska (03-05-2007)
- 70.0 (7-10)** JamesOn Curry at Baylor (03-03-2007)  
Brooks Thompson at Oklahoma (01-08-1994)

### Season 3-Point FG Made per Game

(min. 75% GP & 1.75 3/GP)

	3/GP	Player (Season)	3FGM	GP
1.	3.95	Randy Rutherford (Sr.), 1994-95	146	37
2.	3.24	Brooks Thompson (Sr.), 1993-94	110	34
3.	3.03	John Lucas (Sr.), 2004-05	100	33
4.	2.41	Adrian Peterson (Sr.), 1998-99	82	34
5.	2.35	Glendon Alexander (Sr.), 1999-2000	80	34
6.	2.29	Randy Rutherford (Jr.), 1993-94	78	34
7.	2.26	Todd Christian (Jr.), 1986-87	61	27
8.	2.14	John Lucas (Jr.), 2003-04	75	35
9.	2.13	Maurice Baker (Jr.), 2000-01	64	30
10.	2.07	Brooks Thompson (Jr.), 1992-93	60	29
11.	1.97	Adrian Peterson (So.), 1996-97	63	32
12.	1.96	Randy Rutherford (So.), 1992-93	55	28
13.	1.94	JamesOn Curry (So.), 2005-06	64	33
14.	1.88	Desmond Mason (Sr.), 1999-2000	64	34
15.	1.79	Glendon Alexander (Jr.), 1998-99	50	28
16.	1.78	Victor Williams (Sr.), 2002-03	57	32
17.	1.76	Joe Adkins (Jr.), 1998-99	58	33

### Career 3-Point FG Made per Game

(min. 50 GP & 1.0 3/GP)

	3/GP	Player (Years)	3FGM	GP
1.	2.82	Randy Rutherford (1992-95)	279	99
2.	2.70	Brooks Thompson (1992-94)	170	63
3.	2.57	John Lucas (2003-05)	175	68
4.	2.10	Glendon Alexander (1998-00)	130	62
5.	1.65	JamesOn Curry (2004-07)	197	101
6.	1.87	Adrian Peterson (1995-99)	228	122
7.	1.81	Maurice Baker (2000-02)	107	59
8.	1.68	Todd Christian (1986-88)	94	56
9.	1.64	Sean Sutton (1990-92)	108	66
10.	1.47	Daniel Bobik (2003-05)	100	68
11.	1.47	John Potter (1989-91)	91	62
12.	1.44	Victor Williams (2000-03)	135	94
13.	1.42	Joe Adkins (1996-00)	182	128
14.	1.34	Melvin Sanders (2000-03)	126	94
15.	1.01	Desmond Mason (1996-00)	130	129

### Season 3-Point FG Pct by Class (min. 25 made)

#### Freshman

- 51.0 Darwyn Alexander (1988-89)
- 43.3 JamesOn Curry (2004-05)
- 40.0 Byron Eaton (2005-06)
- 39.6 Adrian Peterson (1995-96)
- 35.4 Corey Williams (1988-89)

#### Sophomore

- 43.7 Randy Rutherford (1992-93)
- 42.1 Terrel Harris (2006-07)
- 39.1 Adrian Peterson (1996-97)
- 37.6 JamesOn Curry (2005-06)
- 36.4 Jason Skaer (1995-96)

#### Junior

- 49.6 Todd Christian (1986-87)
- 45.5 Sean Sutton (1990-91)
- 41.6 Daniel Bobik (2003-04)
- 41.1 JamesOn Curry (2006-07)
- 40.8 Maurice Baker (2000-01)

#### Senior

- 47.3 Joey Graham (2004-05)
- 47.2 Brooks Thompson (1993-94)
- 44.2 Glendon Alexander (1999-2000)
- 43.6 Sean Sutton (1991-92)
- 43.1 John Lucas (2004-05)





**3-Point Field Goals Made in a Season**  
(50 minimum)

1.	146	Randy Rutherford (Sr.), 1994-95
2.	110	Brooks Thompson (Sr.), 1993-94
3.	100	John Lucas (Sr.), 2004-05
4.	82	Adrian Peterson (Sr.), 1998-99
5.	80	Glendon Alexander (Sr.), 1999-2000
6.	78	Randy Rutherford (Jr.), 1993-94
7.	75	John Lucas (Jr.), 2003-04
8.	64	JamesOn Curry (So.), 2005-06
	64	Maurice Baker (Jr.), 2000-01
	64	Desmond Mason (Sr.), 1999-2000
11.	63	Adrian Peterson (So.), 1996-97
12.	61	Todd Christian (Sr.), 1986-87
13.	60	Brooks Thompson (Jr.), 1992-93
14.	58	Joe Adkins (Jr.), 1998-99
	58	Sean Sutton (Sr.), 1991-92
16.	57	Victor Williams (Sr.), 2002-03
17.	56	Joe Adkins (Sr.), 1999-2000
18.	55	Melvin Sanders (Sr.), 2002-03
	55	Randy Rutherford (Jr.), 1992-93
20.	52	Daniel Bobik (Jr.), 2003-04
21.	50	Glendon Alexander (Jr.), 1998-99
	50	Joe Adkins (So.), 1997-98
	50	Sean Sutton (Jr.), 1990-91

**3-Point Field Goals Made in a Career**  
(100 minimum)

1.	279	Randy Rutherford (1992-95)
2.	228	Adrian Peterson (1995-99)
3.	197	JamesOn Curry (2004-07)
4.	182	Joe Adkins (1996-2000)
5.	175	John Lucas (2003-05)
6.	170	Brooks Thompson (1992-94)
7.	135	Victor Williams (2000-03)
8.	130	Desmond Mason (1996-2000)
	130	Glendon Alexander (1998-2000)
10.	126	Melvin Sanders (2000-03)
11.	118	Corey Williams (1988-92)
12.	108	Sean Sutton (1990-92)
13.	107	Maurice Baker (2000-02)
14.	102	Darwyn Alexander (1988-92)
15.	100	Daniel Bobik (2003-05)
19.	63	Terrel Harris (2005-present)
23.	51	Byron Eaton (2005-present)

**3-Pt FGs Attempted in a Season**  
(150 minimum)

1.	349	Randy Rutherford (Sr.), 1994-95 *
2.	233	Brooks Thompson (Sr.), 1993-94
3.	232	John Lucas (Sr.), 2004-05
4.	214	JamesOn Curry (Jr.), 2006-07
5.	201	Adrian Peterson (Sr.), 1998-99
6.	193	Randy Rutherford (Jr.), 1993-94
7.	192	John Lucas (Jr.), 2003-04
8.	181	Glendon Alexander (Sr.), 1999-2000
9.	170	JamesOn Curry (So.), 2005-06
10.	169	Joe Adkins (Jr.), 1998-99
11.	161	Melvin Sanders (Jr.), 2002-03
	161	Adrian Peterson (So.), 1996-97
	161	Brooks Thompson (Jr.), 1992-93
14.	160	Joe Adkins (Sr.), 1999-2000
15.	157	Maurice Baker (Jr.), 2000-01
16.	153	Joe Adkins (So.), 1997-98

**3-Pt FGs Attempted in a Career**  
(200 minimum)

1.	668	Randy Rutherford (1992-95)
2.	595	Adrian Peterson (1995-99)
3.	542	Joe Adkins (1996-2000)
4.	488	JamesOn Curry (2004-07)
5.	424	John Lucas (2003-05)
6.	412	Victor Williams (2000-03)
7.	394	Brooks Thompson (1992-94)
8.	365	Melvin Sanders (2000-03)
9.	349	Desmond Mason (1996-2000)
10.	340	Corey Williams (1988-92)
11.	309	Glendon Alexander (1998-2000)
12.	274	Maurice Baker (2000-02)
13.	253	Chad Alexander (1994-98)
14.	247	Daniel Bobik (2003-05)
15.	243	Sean Sutton (1990-92)
16.	242	Darwyn Alexander (1988-92)
17.	230	John Potter (1989-91)
18.	218	Todd Christian (1986-88)
22.	148	Terrel Harris (2005-present)
23.	143	Byron Eaton (2005-present)

**Season 3-Point FG Percentage**  
(min. 75% GP & 1.0 3PT/GP)

PCT	Player (Class), Season	FGM-FGA	
1.	49.6	Todd Christian (Jr.), 1986-87	61-123
2.	47.2	Brooks Thompson (Sr.), 1993-94	110-233
3.	45.5	Sean Sutton (Jr.), 1990-91	50-110
4.	44.2	Glendon Alexander (Sr.), 1999-2000	80-181
5.	43.7	Randy Rutherford (So.), 1992-93	55-126
6.	43.6	Sean Sutton (Sr.), 1991-92	58-133
7.	43.3	JamesOn Curry (Fr.), 2004-05	45-104
8.	43.1	John Lucas (Sr.), 2004-05	100-232
9.	43.0	Desmond Mason (Sr.), 1999-2000	64-149
10.	42.7	John Potter (Sr.), 1990-91	44-103
11.	42.1	Terrel Harris (So.), 2006-07	48-114
	42.1	Marlon Dorsey (Sr.), 1996-97	32-76
13.	41.8	Randy Rutherford (Sr.), 1994-95	146-349
14.	41.6	Daniel Bobik (Jr.), 2003-04	52-125
15.	41.1	JamesOn Curry (Jr.), 2006-07	88-214
14.	40.8	Adrian Peterson (Sr.), 1998-99	82-201
15.	40.8	Maurice Baker (Jr.), 2000-01	64-157
16.	40.4	Randy Rutherford (Jr.), 1993-94	78-193
17.	40.2	Darwyn Alexander (Sr.), 1991-92	43-107

**Career 3-Point FG Percentage**  
(min. 50 GP & 1.0 3PT/GP or 100 3PT)

PCT	Player (Years)	FGM-FGA	
1.	44.4	Sean Sutton (1990-92)	108-243
2.	43.1	Brooks Thompson (1992-94)	170-394
3.	43.1	Todd Christian (1986-88)	94-218
—	42.6	Terrel Harris (2005-present)	63-148
4.	42.1	Darwyn Alexander (1988-92)	102-242
5.	42.1	Glendon Alexander (1998-00)	130-309
6.	41.8	Randy Rutherford (1992-95)	279-668
7.	41.3	John Lucas (2003-05)	175-424
8.	40.5	Daniel Bobik (2003-05)	100-247
9.	39.8	JamesOn Curry (2004-07)	109-274
10.	39.6	John Potter (1989-91)	91-230
11.	39.1	Maurice Baker (2000-02)	107-274
12.	38.3	Adrian Peterson (1995-99)	228-595
13.	37.2	Desmond Mason (1996-00)	130-349
—	35.7	Byron Eaton (2005-present)	51-143
14.	34.7	Corey Williams (1988-92)	118-340
15.	34.5	Melvin Sanders (2000-03)	126-365
16.	33.6	Joe Adkins (1996-00)	182-542
17.	32.8	Victor Williams (2000-03)	135-412

**Big 12 Conference Games Only**

**Season** (min. 25 made)

48.3	JamesOn Curry (2004-05)
46.5	Glendon Alexander (1999-2000)
45.4	John Lucas (2003-04)
44.6	John Lucas (2004-05)
42.4	Glendon Alexander (1998-99)
41.8	Desmond Mason (1999-2000)
41.2	JamesOn Curry (2006-07)
41.1	Victor Williams (2002-03)
40.0	Melvin Sanders (2002-03)
38.3	Adrian Peterson (1996-97)

**Career** (min. 50 made)

45.0	John Lucas (2003-05)
44.8	Glendon Alexander (1998-2000)
39.3	JamesOn Curry (2004-07)
39.1	Desmond Mason (1996-2000)
37.4	Melvin Sanders (2000-03)
37.1	Adrian Peterson (1996-99)
32.2	Victor Williams (2000-03)
32.0	Joe Adkins (1996-2000)

\* Big Eight Conference Record



**Free Throws Made in a Game**

- 44** at Nebraska (02-14-1990)
- 43** vs Wichita State (01-11-1955)
- 40** vs LSU at Tulsa (12-20-1994)
- 38** on three occasions, most recently, at Oklahoma (03-01-1989)
- 37** vs Northwestern State (11-16-1998)
- 35** on five occasions, most recently, vs Boise State (03-17-1989)
- 34** on four occasions, most recently, vs Southwestern Okla. State (01-02-2007)
- 33** on eight occasions, most recently, vs Nebraska (01-17-1993)
- 32** on 10 occasions, most recently, vs Pittsburgh (12-21-2006)
- 31** on seven occasions, most recently, vs Jackson State (11-20-2005)
- 30** on 15 occasions, most recently, vs Providence (11-19-2001)

**FTs Attempted in a Game**

- 55** vs LSU at Tulsa (12-20-1994)
- 53** vs Northwestern State (11-16-1998) vs Wichita State (01-11-1955)
- 52** at Nebraska (02-14-1990)
- 51** vs Missouri at Kansas City (12-30-1966)
- 50** on three occasions, most recently, vs Boise State (03-17-1989)
- 49** vs Midwestern State (12-01-1992) vs College of the Ozarks (11-26-1985)
- 48** at Texas-Arlington (01-14-1984)
- 47** vs Kansas State (01-31-1990)
- 46** on three occasions, most recently, vs Iowa State at Kansas City (03-14-1992)
- 45** vs South Dakota State (12-05-1966) vs Bradley (03-06-1956)

**FT Percentage in a Game**

*(min. 20 made)*

- 96.3 (26-27)** vs Oklahoma (02-14-1961)
- 95.8 (23-24)** vs Loyola Marymount (03-11-1958) at Detroit (02-16-1957)
- 95.7 (22-23)** at Texas Tech (02-18-1998)
- 93.1 (27-29)** on three occasions, most recently, vs N.C. State (03-16-1991)
- 92.0 (23-25)** vs Tulsa (12-17-1983) vs Missouri (12-30-1977)
- 91.7 (22-24)** vs Kansas (01-09-1961) vs Florida State (12-18-1964)
- 91.3 (21-23)** vs Kansas (02-06-1982)
- 90.9 (30-33)** at Oklahoma (02-24-1981)
- 90.9 (20-22)** at Texas A&M (01-03-1998)
- 90.6 (29-32)** vs North Texas (02-24-1958)
- 90.0 (27-30)** at Missouri (01-14-1961)

**FT Percentage in a Game**

*(min. 10 made)*

- 100.0 (14-14)** at SMU (11-29-2004)
- 100.0 (13-13)** vs Oklahoma (02-07-1979)
- 95.0 (19-20)** vs Louisville (03-21-1993)

**Consecutive free throws made**

- 43** .....Joe Smith (1967-68)  
12-13-1967 — 12-30-1967
- 40** .....Arlen Clark (1958-59)  
02-21-1959 — 03-10-1959
- 39** .....Joey Graham (2004-05)  
01-03-2005 — 01-30-2005
- 28** .....Henry "Moe" Iba (1960-62)  
02-14-1961 — 12-05-1961
- 27** .....John Lucas (2004-05)  
01-15-2005 — 03-11-2005
- 27** .....Jack Herron (1966-67)  
12-30-1966 — 02-04-1967

**FTs Made in a Season**

1.	697	1952-53
2.	655	1991-92
3.	625	1953-54
4.	619	1989-90
5.	593	1994-95
6.	588	1990-91
7.	579	2006-07
8.	569	1956-57
9.	545	1950-51
10.	542	1993-94
11.	538	1999-2000
12.	536	1988-89
13.	528	2003-04
14.	521	2004-05
15.	505	1982-83

**FTs Attempted in a Season**

1.	1,049	1952-53
2.	982	1953-54
3.	949	1991-92
4.	877	1989-90
5.	872	1994-95
6.	863	1990-91
7.	819	1950-51
8.	807	1993-94
9.	797	2006-07
10.	795	1988-89
11.	767	1999-2000
12.	760	2003-04
13.	753	1955-56
14.	752	1956-57
15.	750	1982-83

**FT Percentage in a Season**

	PCT	Season	FGM-FGA
1.	79.1	1957-58	488-617
2.	78.0	2004-05	521-668
3.	75.7	1956-57	569-752
4.	74.6	1963-64	453-607
5.	74.3	1960-61	433-583
6.	74.0	1977-78	465-628
7.	73.7	2005-06	480-651
8.	73.3	1964-65	447-610
9.	73.0	1971-72	498-682
10.	72.7	1983-84	441-607
11.	72.6	2006-07	579-797
12.	72.4	1958-59	417-576
13.	72.2	1969-70	484-670
14.	71.9	1961-62	407-566
15.	71.7	1987-88	459-640
16.	71.7	1966-67	443-618



**Free Throws Made in a Game**

- 24** Arlen Clark vs Colorado (03-07-1959)
- 19** Arlen Clark vs Oklahoma (01-24-1959)
- 17** Rick Anderson at Kansas (02-06-1985)
- 16** on three occasions, most recently,  
Don Youman vs Missouri (12-29-1978)
- 15** on six occasions, most recently,  
Bryant Reeves vs Kansas (03-12-1994)
- 14** on eight occasions, most recently,  
Bryant Reeves vs Nebraska (01-16-1993)
- 13** on 12 occasions, most recently, Mario Boggan  
vs Southwestern Oklahoma State (01-02-2007)
- 12** on 29 occasions, most recently,  
Mario Boggan vs Pittsburgh (12-21-2006)
- 11** on 42 occasions, most recently,  
Mario Boggan vs Baylor (03-04-2006)
- 10** on 68 occasions, most recently,  
Mario Boggan vs Texas Tech (02-10-2007)

**FTs Attempted in a Game**

- 24** Arlen Clark vs Colorado (03-07-1959)
- 20** on five occasions, most recently,  
Rick Anderson at Kansas (02-05-1985)
- 19** on five occasions, most recently,  
Bryant Reeves vs Missouri (01-22-1995)
- 18** on six occasions, most recently,  
Bryant Reeves vs Nebraska (01-16-1993)
- 17** on six occasions, most recently,  
Bryant Reeves vs Kansas (03-12-1994)
- 16** on 15 occasions, most recently,  
Fredrik Jönzén vs Iowa State (01-08-2001)
- 15** on 20 occasions, most recently, Mario Boggan  
vs Southwestern Oklahoma State (01-02-2007)

**Free Throw Percentage in a Game (min. 10 made)**

- 100.0 (24-24)** Arlen Clark vs Colorado (03-07-1959) — NCAA RECORD
- 100.0 (14-14)** Joe Smith vs Kansas (12-28-1967)
- 100.0 (13-13)** Joey Graham vs Missouri (01-11-2005)
- 100.0 (12-12)** on four occasions, most recently,  
Joe Atkinson at Tulsa (12-22-1984)
- 100.0 (11-11)** on nine occasions, most recently,  
Bryant Reeves vs Texas A&M (12-03-1994)
- 100.0 (10-10)** on 11 occasions, most recently,  
Darwyn Alexander at Nebraska (02-14-1990)
- 95.0 (19-20)** Arlen Clark vs Oklahoma (01-24-1959)
- 93.8 (15-16)** Matt Clark vs Alcorn State (12-29-1980)
- 93.3 (14-15)** Arlen Clark vs Iowa State (12-30-1958)  
Olus Holder at Colorado (01-25-1978)
- 92.9 (13-14)** on five occasions, most recently,  
Fred Burley vs Oral Roberts (03-04-1993)
- 92.3 (12-13)** on five occasions, most recently,  
Darwyn Alexander at Kansas (01-13-1990)
- 91.7 (11-12)** on 10 occasions, most recently,  
Ivan McFarlin vs Southern Illinois (03-20-2005)
- 90.9 (10-11)** on 16 occasions, most recently,  
Joey Graham vs Kansas (03-12-2005)

**Season FT Pct by Class (min. 75 made)**

Freshman		Junior	
74.7	Richard Dumas (1987-88)	91.2	Mark Tucker (1977-78)
74.5	Byron Houston (1988-89)	89.7	Darwyn Alexander (1990-91)
70.5	Matt Clark (1978-79)	88.7	John Lucas (2003-04)
no others over 70 percent		86.5	Arlen Clark (1957-58)
		84.1	Joe Smith (1967-68)
Sophomore		Senior	
85.7	Terrel Harris (2006-07)	90.5	John Lucas (2004-05)
83.9	Jerry Adair (1956-57)	88.7	Joey Graham (2004-05)
82.9	Darwyn Alexander (1989-90)	85.8	James Cooper (1963-64)
80.9	Arlen Clark (1956-57)	85.2	Arlen Clark (1958-59)
78.7	Joe Adkins (1997-98)	83.8	John Starks (1987-88)

**Big 12 Conference Games Only**

Season (min. 25 made)		Career (min. 50 made)	
96.4	John Lucas (2004-05)	90.9	John Lucas (2003-05)
96.0	Joey Graham (2004-05)	90.5	Joey Graham (2003-05)
88.0	Joe Adkins (1997-98)	82.9	Terrel Harris (2005-07)
87.8	John Lucas (2003-04)	80.3	Maurice Baker (2000-02)
85.7	Terrel Harris (2006-07)	78.2	Joe Adkins (1996-2000)
85.0	Adrian Peterson (1996-97)	78.0	Adrian Peterson (1996-99)
84.6	Mario Boggan (2005-06)	77.1	JamesOn Curry (2004-07)
82.4	Joey Graham (2003-04)	76.9	Mario Boggan (2005-07)
81.5	Brett Robisch (1997-98)	75.5	Brett Robisch (1996-98)
81.3	Cheyne Gadson (2002-03)	74.1	Desmond Mason (1996-2000)
81.3	Maurice Baker (2000-01)	73.5	Victor Williams (2000-03)

FREE THROWS

LIFE AS A COWBOY

PLAYERS

COACHES

HISTORY

ALMANAC

YEAR IN REVIEW

MEDIA INFORMATION



**Free Throws Made  
in a Season  
(125 minimum)**

1.	223	Byron Houston (Jr.), 1990-91
2.	219	Bryant Reeves (Sr.), 1994-95
3.	203	Bob Mattick (Sr.), 1953-54
4.	201	Arlen Clark (Sr.), 1958-59
5.	196	Byron Houston (So.), 1989-90
6.	192	Bob Mattick (Jr.), 1952-53
7.	185	Bryant Reeves (Jr.), 1993-94
8.	168	Byron Houston (Sr.), 1991-92
9.	160	Arlen Clark (Jr.), 1957-58
10.	157	Joey Graham (Sr.), 2004-05
11.	150	Mario Boggan (Sr.), 2006-07
12.	146	Olus Holder (Sr.), 1977-78
13.	145	Bryant Reeves (So.), 1992-93
14.	142	Matt Clark (So.), 1980-81
15.	138	Rick Cooper (Sr.), 1969-70
16.	137	Cecil Epperley (Sr.), 1961-62
17.	131	Tony Allen (Sr.), 2003-04
	131	Adrian Peterson (Jr.), 1997-98
19.	129	Maurice Baker (Jr.), 2000-01
	129	Bob Kurland (Sr.), 1945-46
21.	127	Joe Smith (Jr.), 1967-68
22.	126	Victor Williams (Sr.), 2002-03
23.	125	Desmond Mason (Sr.), 1999-2000

**FTs Attempted  
in a Season  
(175 minimum)**

1.	338	Bob Mattick (Sr.), 1953-54
2.	311	Bryant Reeves (Jr.), 1993-94
3.	310	Bryant Reeves (Sr.), 1994-95
4.	300	Byron Houston (Jr.), 1990-91
5.	287	Bob Mattick (Jr.), 1952-53
6.	268	Byron Houston (So.), 1989-90
7.	239	Byron Houston (Sr.), 1991-92
8.	236	Arlen Clark (Sr.), 1958-59
9.	223	Bryant Reeves (So.), 1992-93
	223	Bob Kurland (Sr.), 1945-46
11.	203	Olus Holder (Sr.), 1977-78
12.	199	Matt Clark (So.), 1980-81
13.	197	Mario Boggan (Sr.), 2006-07
14.	194	Tony Allen (Sr.), 2003-04
15.	190	Cecil Epperley (Sr.), 1961-62
	190	V.R. Barnhouse (Sr.), 1955-56
17.	188	Olus Holder (Jr.), 1976-77
18.	185	Rick Cooper (Sr.), 1969-70
	185	Arlen Clark (Jr.), 1957-58
20.	183	Fredrik Jönzén (So.), 2000-01
	183	Leroy Combs (Sr.), 1982-83
22.	178	Clayton Carter (Sr.), 1955-56
23.	177	Joey Graham (Sr.), 2004-05
24.	176	Bob Kurland (Jr.), 1944-45
25.	175	Royce Jeffries (Sr.), 1989-90

**Free Throws Made  
in a Career  
(250 minimum)**

1.	698	Byron Houston (1988-92)
2.	618	Bryant Reeves (1991-95)
3.	462	Bob Mattick (1951-54)
4.	437	Arlen Clark (1956-59)
5.	404	Matt Clark (1978-83)
6.	388	Olus Holder (1974-78)
7.	354	Adrian Peterson (1995-99)
8.	351	Fredrik Jönzén (1998-2002)
9.	341	Darwyn Alexander (1988-92)
10.	340	Desmond Mason (1996-2000)
11.	330	Leroy Combs (1979-83)
12.	319	Bob Kurland (1942-46)
13.	310	Victor Williams (2000-03)
14.	308	Ivan McFarlin (2001-05)
15.	290	Kevin Fitzgerald (1971-74)
16.	289	Clayton Carter (1953-56)
17.	287	Cecil Epperley (1959-62)
18.	271	Ronnie Daniel (1973-77)
19.	268	James King (1962-65)
20.	265	Mario Boggan (2005-07)
21.	263	Randy Wright (1977-81)
22.	262	Larry Hawk (1962-65)
23.	256	Corey Williams (1988-92)
24.	255	Bob Harris (1946-49)

**FTs Attempted  
in a Career  
(400 minimum)**

1.	956	Byron Houston (1988-92)
2.	953	Bryant Reeves (1991-95)
3.	734	Bob Mattick (1951-54)
4.	605	Matt Clark (1978-83)
5.	575	Olus Holder (1974-78)
6.	524	Fredrik Jönzén (1998-2002)
7.	516	Bob Kurland (1942-46)
8.	515	Arlen Clark (1956-59)
9.	493	Leroy Combs (1979-83)
10.	468	Desmond Mason (1996-2000)
11.	461	Ivan McFarlin (2001-05)
12.	455	Adrian Peterson (1995-99)
13.	414	Darwyn Alexander (1988-92)
	414	Clayton Carter (1953-56)
15.	413	Victor Williams (2000-03)

**FT Percentage in a Season  
(min. 75 FTM • Pct ≥ 80%)**

PCT	Player (Class), Season	FGM-FGA	
1.	91.2	Mark Tucker (Jr.), 1977-78	114-125
2.	90.5	John Lucas (Sr.), 2004-05	76-84
3.	89.7	Darwyn Alexander (Jr.), 1990-91	96-107
4.	88.7	Joey Graham (Sr.), 2004-05	157-177
5.	88.7	John Lucas (Jr.), 2003-04	86-97
6.	86.5	Arlen Clark (Jr.), 1957-58	160-185
7.	85.8	James Cooper (Sr.), 1963-64	91-106
8.	85.7	Terrel Harris (So.), 2006-07	84-98
9.	85.2	Arlen Clark (Sr.), 1958-59	201-236
10.	84.1	Joe Smith (Jr.), 1967-68	127-151
11.	83.9	Jerry Adair (So.), 1956-57	94-112
12.	83.8	John Starks (Sr.), 1987-88	114-136
13.	83.6	Jerry Adair (Jr.), 1957-58	97-116
14.	83.5	Randy Rutherford (Jr.), 1993-94	76-91
15.	82.9	Gene Hawk (Jr.), 1967-68	92-111
16.	82.9	Darwyn Alexander (So.), 1989-90	87-105
17.	82.6	Mike Jeffries (Sr.), 1971-72	100-121
18.	82.1	Mario Boggan (Jr.), 2005-06	115-140
19.	82.1	James King (Sr.), 1964-65	110-134
20.	81.3	Kendall Sheets (Sr.), 1952-53	87-107
21.	81.0	John Robinson (Jr.), 1969-70	98-121
22.	80.9	Arlen Clark (So.), 1956-57	76-94
23.	80.8	Kevin Fitzgerald (Jr.), 1972-73	101-125
24.	80.6	Maurice Baker (Jr.), 2000-01	129-160
25.	80.1	Norman Pilgrim (Sr.), 1950-51	121-151

**FT Percentage in a Career  
(min. 100 FTM • Pct ≥ 78%)**

PCT	Player (Years)	FGM-FGA	
1.	89.5	John Lucas (2003-05)	162-181
2.	86.2	Mark Tucker (1977-79)	188-218
3.	84.9	Arlen Clark (1956-59)	437-515
4.	84.0	Henry "Moe" Iba (1959-62)	126-150
5.	83.8	John Starks (1987-88)	114-136
6.	83.8	Jerry Adair (1956-58)	191-228
7.	83.0	Terrel Harris (2005-present)	112-135
8.	82.4	Darwyn Alexander (1988-92)	341-414
9.	81.9	Joey Graham (2003-05)	235-287
10.	81.9	Maurice Baker (2000-02)	194-237
11.	81.7	James Cooper (1961-64)	219-268
12.	81.4	Jack Herron (1965-68)	153-188
13.	81.1	Melvin Wright (1954-57)	197-243
14.	80.3	Glendon Alexander (1998-2000)	102-127
15.	79.9	Randy Rutherford (1992-95)	238-298
16.	79.8	Fritz Greer (1959-61)	154-193
17.	79.5	Ed Odom (1978-80)	171-215
18.	78.8	Joe Adkins (1996-2000)	231-293
19.	78.6	Mario Boggan (2005-07)	265-337
20.	78.6	Kevin Fitzgerald (1971-74)	290-369
21.	78.3	Jerry Clack (1969-72)	137-175
22.	78.0	Eddie Bunch (1959-62)	199-255



**Games Played  
in a Season**  
(30 minimum)


- 1. 37 Terry Collins (Sr.), 1994-95  
Andre Owens (Jr.), 1994-95  
Scott Pierce (Sr.), 1994-95  
Bryant Reeves (Sr.), 1994-95  
Chianti Roberts (So.), 1994-95  
Randy Rutherford (Sr.), 1994-95  
Jason Skaer (Fr.), 1994-95
- 8. 36 Milton Brown (Jr.), 1991-92  
Randy Davis (Jr.), 1991-92  
Cornell Hatcher (Sr.), 1991-92  
Bryant Reeves (Fr.), 1991-92
- 12. 35 on 15 occasions, most recently,  
JamesOn Curry (Jr.), 2006-07
- 27. 34 on 28 occasions, most recently,  
Mario Boggan (Sr.), 2006-07  
Terrel Harris (So.), 2006-07  
David Monds (Sr.), 2006-07
- 55. 33 on 20 occasions, most recently,  
Marcus Dove (Jr.), 2006-07
- 75. 32 on 37 occasions, most recently,  
Kenny Cooper (Fr.), 2005-06  
Terrel Harris (Fr.), 2005-06
- 112. 31 on 24 occasions, most recently,  
Cheyne Gadson (Sr.), 2002-03
- 136. 30 on 32 occasions, most recently,  
Tyler Hatch (Jr.), 2006-07

**Games Started  
in a Season**  
(30 minimum)

- 1. 37 Terry Collins (Sr.), 1994-95  
Bryant Reeves (Sr.), 1994-95  
Randy Rutherford (Sr.), 1994-95
- 4. 35 JamesOn Curry (Jr.), 2006-07  
John Lucas (Jr.), 2003-04  
Ivan McFarlin (Jr.), 2003-04  
Andre Owens (Sr.), 1994-95  
Corey Williams (Sr.), 1991-92
- 9. 34 on 12 occasions, most recently,  
Tony Allen (Sr.), 2003-04  
Daniel Bobik (Jr.), 2003-04
- 21. 33 on seven occasions, most recently,  
Mario Boggan (Sr.), 2006-07
- 28. 32 on 10 occasions, most recently,  
Ivan McFarlin (So.), 2002-03  
Melvin Sanders (Sr.), 2002-03  
Victor Williams (Sr.), 2002-03
- 38. 31 on 12 occasions, most recently,  
Ivan McFarlin (Fr.), 2001-02
- 50. 30 on seven occasions, most recently,  
Victor Williams (Jr.), 2001-02

**Games Played  
in a Career**  
(100 minimum)

- 1. 136 Bryant Reeves (1991-95)
- 2. 132 Ivan McFarlin (2001-05)
- 3. 130 Fredrik Jönzén (1998-2002)
- 4. 129 Desmond Mason (1996-2000)  
Chianti Roberts (1993-97)
- 6. 128 Joe Adkins (1996-2000)  
Darwyn Alexander (1988-92)  
Corey Williams (1988-92)
- 9. 127 Byron Houston (1988-92)
- 10. 126 Terry Collins (1991-95)  
Blake Williams (1944-48)
- 12. 123 J.L. Parks (1944-46, 47-49)
- 13. 122 Adrian Peterson (1995-99)
- 14. 121 Andre Williams (1999-2003)
- 15. 120 Joe Bradley (1945-49)
- 16. 118 Bob Kurland (1942-46)
- 17. 114 Royce Jeffries (1986-90)
- 18. 113 Terrence Crawford (2000-02, 03-05)
- 19. 112 Alex Webber (1996-2000)
- 20. 110 David Monds (2003-07)  
Matt Clark (1978-83)
- 22. 109 Chad Alexander (1994-98)  
Bill Self (1981-85)
- 24. 108 Ray Crenshaw (1980-84)
- 25. 106 Lorenza Andrews (1979-83)  
106 Randy Wright (1977-81)
- 27. 105 Ronnie Daniel (1973-77)
- 28. 103 Olus Holder (1974-78)  
A.L. Bennett (1942-43, 45-48)
- 30. 101 JamesOn Curry (2004-07)  
Eli Johnson (1974-78)  
Tom Jaquet (1943-44, 46-49)



*Desmond Mason started in 104 consecutive games at Oklahoma State, a school record.*

**Games Started  
in a Career**  
(80 minimum)

- 1. 133 Bryant Reeves (1991-95)
- 2. 131 Ivan McFarlin (2001-05)
- 3. 124 Byron Houston (1988-92)
- 4. 120 Adrian Peterson (1995-99)
- 5. 109 Desmond Mason (1996-2000)
- 6. 108 Darwyn Alexander (1988-92)
- 7. 104 Ronnie Daniel (1973-77)
- 8. 95 Randy Rutherford (1992-95)  
Corey Williams (1988-92)  
Matt Clark (1978-83)  
Olus Holder (1974-78)
- 12. 94 Melvin Sanders (2000-03)
- 13. 90 Victor Williams (2000-03)
- 14. 89 Joe Adkins (1996-2000)  
Leroy Combs (1979-83)
- 16. 84 Doug Gottlieb (1997-2000)  
Ray Crenshaw (1980-84)
- 18. 83 JamesOn Curry (2004-07)  
Fredrik Jönzén (1998-2002)
- 20. 82 Chianti Roberts (1993-97)
- 21. 81 Lafayette Threatt (1972-76)

**Consecutive Games  
Started in a Career**  
(50 minimum • since 1954-55)

- 1. 104 Desmond Mason (1996-2000)
- 2. 102 Ivan McFarlin (2001-05)
- 3. 99 Ronnie Daniel (1973-77)
- 4. 94 Melvin Sanders (2000-03)
- 5. 91 Darwyn Alexander (1988-92)
- 6. 89 Adrian Peterson (1995-99)
- 7. 87 Bryant Reeves (1991-95)
- 8. 74 JamesOn Curry (2004-07)
- 9. 70 K.C. Kincaide (1972-75)  
Larry Hawk (1962-65)
- 11. 68 John Lucas (2003-05)  
Fredrik Jönzén (1998-2002)
- 13. 62 Byron Houston (1988-92)  
Andy Hopson (1972-75)  
Gene Johnson (1962-65)
- 16. 59 Ray Crenshaw (1980-84)  
Joe Smith (1966-69)
- 18. 58 Kevin Fitzgerald (1971-74)
- 19. 56 Brett Robisch (1996-98)
- 20. 54 Arlen Clark (1956-59)  
Melvin Wright (1954-57)
- 22. 53 Mark Tucker (1977-79)  
Olus Holder (1974-78)
- 24. 52 Paul Mullen (1968-71)  
Skip Iba (1963-66)  
Cecil Epperley (1959-62)  
Clayton Carter (1953-56)
- 28. 50 Brooks Thompson (1992-94)  
James Cooper (1961-64)

GAMES

LIFE AS A COWBOY

PLAYERS

COACHES

HISTORY

ALMANAC

YEAR IN REVIEW

MEDIA INFORMATION

**Minutes Played  
in a Season  
(top 25)**

1.	1,348	Randy Rutherford (Sr.), 1994-95
2.	1,295	JamesOn Curry (Jr.), 2006-07
3.	1,286	Bryant Reeves (Sr.), 1994-95
4.	1,202	Desmond Mason (Sr.), 1999-2000
5.	1,199	John Lucas (Jr.), 2003-04
6.	1,192	John Lucas (Sr.), 2004-05
7.	1,184	Adrian Peterson (Sr.), 1998-99
8.	1,180	Desmond Mason (Jr.), 1998-99
9.	1,174	Brooks Thompson (Sr.), 1993-94
10.	1,171	Andre Owens (Jr.), 1994-95
	1,171	Bryant Reeves (Jr.), 1993-94
12.	1,157	Byron Houston (Sr.), 1991-92
13.	1,146	Lorenza Andrews (Sr.), 1982-83
14.	1,142	Leroy Combs (Sr.), 1982-83
15.	1,135	Sean Sutton (Sr.), 1991-92
16.	1,124	JamesOn Curry (Jr.), 2005-06
17.	1,121	Maurice Baker (Jr.), 2000-01
18.	1,109	Mario Boggan (Sr.), 2006-07
19.	1,107	Tony Allen (Sr.), 2003-04
20.	1,091	Matt Clark (Sr.), 1982-83
21.	1,084	Byron Houston (Jr.), 1990-91
22.	1,078	Ray Crenshaw (Jr.), 1982-83
23.	1,061	Daniel Bobik (Jr.), 2003-04
24.	1,060	Chianti Roberts (Sr.), 1996-97
25.	1,059	Corey Williams (Sr.), 1991-92

**Minutes Played  
in a Career  
(top 25)**

1.	4,165	Bryant Reeves (1991-95)
2.	4,112	Byron Houston (1988-92)
3.	4,014	Adrian Peterson (1995-99)
4.	3,876	Ivan McFarlin (2001-05)
5.	3,872	Desmond Mason (1996-2000)
6.	3,700	Darwyn Alexander (1988-92)
7.	3,492	Corey Williams (1988-92)
8.	3,464	Matt Clark (1978-83)
9.	3,334	Chianti Roberts (1993-97)
10.	3,311	Fredrik Jönzén (1998-2002)
11.	3,234	JamesOn Curry (2004-07)
12.	3,200	Randy Rutherford (1992-95)
13.	3,160	Joe Adkins (1996-2000)
14.	3,028	Leroy Combs (1979-83)
15.	3,019	Randy Wright (1977-81)
16.	2,995	Victor Williams (2000-03)
17.	2,968	Ray Crenshaw (1980-84)
18.	2,862	Doug Gottlieb (1997-2000)
19.	2,704	Joe Atkinson (1981-85)
20.	2,677	Melvin Sanders (2000-03)
21.	2,525	Andre Williams (1999-2003)
22.	2,454	Royce Jeffries (1986-90)
23.	2,404	Bill Self (1981-85)
24.	2,391	John Lucas (2003-05)
25.	2,268	Lorenza Andrews (1979-83)

**Minutes per Game  
in a Season  
(top 25)**

1.	38.9	Joe Atkinson (So.), 1983-84
2.	37.4	Maurice Baker (Jr.), 2000-01
3.	37.3	Olus Holder (Sr.), 1977-78
4.	37.0	JamesOn Curry (Jr.), 2006-07
5.	37.0	Lorenza Andrews (Sr.), 1982-83
6.	36.8	Leroy Combs (Sr.), 1982-83
7.	36.7	Ray Crenshaw (Sr.), 1983-84
8.	36.4	Randy Rutherford (Sr.), 1994-95
9.	36.1	John Lucas (Sr.), 2004-05
10.	35.9	Don Youman (Sr.), 1979-80
11.	35.7	Randy Wright (So.), 1978-79
12.	35.4	Desmond Mason (Sr.), 1999-2000
13.	35.3	Adrian Peterson (Jr.), 1997-98
14.	35.2	Don Youman (Jr.), 1978-79
15.	35.2	Matt Clark (Sr.), 1982-83
16.	34.8	Adrian Peterson (Sr.), 1998-99
17.	34.8	Ray Crenshaw (Jr.), 1982-83
18.	34.8	Bryant Reeves (Sr.), 1994-95
19.	34.7	Fredrik Jönzén (Jr.), 2000-01
20.	34.7	Desmond Mason (Jr.), 1998-99
21.	34.6	Ed Odom (Sr.), 1979-80
22.	34.5	Brooks Thompson (Sr.), 1993-94
23.	34.4	Bryant Reeves (Jr.), 1993-94
24.	34.3	John Lucas (Jr.), 2003-04
25.	34.1	JamesOn Curry (So.), 2005-06

**Minutes per Game  
in a Career  
(top 25)**

1.	35.5	Don Youman (1978-80)
2.	35.2	John Lucas (2003-05)
3.	33.7	Maurice Baker (2000-02)
4.	33.4	Mark Tucker (1977-79)
5.	33.3	Brooks Thompson (1992-94)
6.	32.9	Adrian Peterson (1995-99)
7.	32.4	Byron Houston (1988-92)
8.	32.3	Randy Rutherford (1992-95)
9.	32.0	JamesOn Curry (2004-07)
10.	31.9	Brett Robisch (1996-98)
11.	31.9	Victor Williams (2000-03)
12.	31.8	Joe Atkinson (1981-85)
13.	31.6	Win Case (1983-85)
14.	31.5	Matt Clark (1978-83)
15.	31.4	Tony Allen (2002-04)
16.	31.3	Andre Owens (1994-96)
17.	31.0	Sean Sutton (1990-92)
18.	30.6	Bryant Reeves (1991-95)
19.	30.6	Leroy Combs (1979-83)
20.	30.2	Ed Odom (1978-80)
21.	30.1	Mario Boggan (2005-07)
22.	30.0	Daniel Bobik (2003-05)
23.	30.0	Desmond Mason (1996-2000)
24.	29.5	Doug Gottlieb (1997-2000)
25.	29.5	Richard Dumas (1987-90)



*John Lucas became just the second player in school history to average more than 35 minutes played per game during his two-year career in a Cowboy uniform.*



**Oklahoma State  
Players with ...**

**500 POINTS & 300 REBOUNDS**

Bryant Reeves (Sr.), 1994-95	797	350
Bryant Reeves (Jr.), 1993-94	713	329
Byron Houston (Jr.), 1990-91	726	336
Byron Houston (So.), 1989-90	574	309
Bob Mattick (Sr.), 1953-54	601	326

**20 POINT, 10 REBOUND AVERAGES**

Byron Houston (Jr.), 1990-91	22.7	10.5
Bob Mattick (Sr.), 1953-54	20.7	11.2

**500 POINTS & 100 ASSISTS**

JamesOn Curry (Jr.), 2006-07	607	131
John Lucas (Sr.), 2004-05	584	135
Tony Allen (Sr.), 2003-04	561	109
John Lucas (Jr.), 2003-04	527	158
Maurice Baker (Jr.), 2000-01	593	127
Brooks Thompson (Sr.), 1993-94	573	195

**500 POINTS • 200 REBOUNDS  
40 STEALS • 40 BLOCKS**

Byron Houston (Sr.), 1991-92	688	294	49	50
Byron Houston (Jr.), 1990-91	726	336	42	42
Byron Houston (So.), 1989-90	574	309	45	65
Leroy Combs (Sr.), 1982-83	535	270	43	58

**500 POINTS • 200 REBOUNDS  
100 ASSISTS**

Maurice Baker (Jr.), 2000-01	593	202	127
------------------------------	-----	-----	-----

**... in a single season**

**Oklahoma State  
Players with ...**

**1,000 POINTS & 800 REBOUNDS**

Ivan McFarlin (2001-05)	1,526	978
Bryant Reeves (1991-95)	2,367	1,152
Byron Houston (1988-92)	2,379	1,189
Olus Holder (1974-78)	1,428	900

**15 POINT, 7.5 REBOUND AVERAGES**

Bryant Reeves (1991-95)	17.4	8.5
Byron Houston (1988-92)	18.7	9.4

**1,000 POINTS & 400 ASSISTS**

Joe Adkins (1996-2000)	1,189	430
Darwyn Alexander (1988-92)	1,199	420
Matt Clark (1978-83)	1,542	432

**1,000 POINTS • 500 REBOUNDS  
200 ASSISTS • 100 STEALS  
40 BLOCKS**

Chianti Roberts (1993-97)	1,129	563	320	151	46
Byron Houston (1988-92)	2,379	1,190	209	159	222

**DEFENSIVE SPECIALISTS**

**100 STEALS • 50 BLOCKS  
250 DEFENSIVE REBOUNDS**

Ivan McFarlin (2001-05)	170	156	568
Tony Allen (2002-04)	134	54	250
Desmond Mason (1996-2000)	158	92	529
Byron Houston (1988-92)	159	222	790
Richard Dumas (1987-90)	136	65	288
Leroy Combs (1979-83)	103	167	—

**... in a career**

**Oklahoma State  
Players with ...**

**FOUR SEASONS AVERAGING  
DOUBLE-FIGURE SCORING**

Ivan McFarlin (2001-05)
Adrian Peterson (1995-99)
Byron Houston (1988-92)
Matt Clark (1978-83)
Olus Holder (1974-78)
Ronnie Daniel (1973-77)

**THREE 400-POINT SEASONS**

Desmond Mason (1996-2000)
Adrian Peterson (1995-99)
Bryant Reeves (1991-95)
Byron Houston (1988-92)
Bob Kurland (1942-46)

**FOUR 200-REBOUND SEASONS**

Ivan McFarlin (2001-05)
Byron Houston (1988-92)

**THREE 200-REBOUND SEASONS**

Desmond Mason (1997-2000)
Bryant Reeves (1991-95)
Andy Hopson (1972-75)
James King (1962-65)

**THREE 100-ASSIST SEASONS**

Victor Williams (2000-03)
Doug Gottlieb (1997-2000)
Darwyn Alexander (1988-92)

**THREE 40-STEAL SEASONS**

Ivan McFarlin (2001-05)
Victor Williams (2000-03)
Doug Gottlieb (1997-2000)
Desmond Mason (1996-2000)
Byron Houston (1988-92)
Darwyn Alexander (1988-92)
Ronnie Daniel (1974-77)

**FOUR 40-BLOCK SEASONS**

Byron Houston (1988-92)
-------------------------

**THREE 40-BLOCK SEASONS**

Joe Atkinson (1981-85)
Leroy Combs (1979-83)

*Ivan McFarlin is the most recent top all-around player to ever wear a Cowboy uniform. He finished his career as one of just six players to average double figures in each of his four seasons. He is also one of just four players to record 1,000 points and 900 rebounds in a career.*



MISCELLANEOUS

LIFE AS A COWBOY

PLAYERS

COACHES

HISTORY

ALMANAC

YEAR IN REVIEW

MEDIA INFORMATION



**Winning Streaks**

**All Games**

Overall	25 (12-12-1939 — 03-01-1940)
	20 (11-21-1991 — 02-02-1992)
	18 (03-01-1950 — 01-17-1951)
	18 (02-12-1946 — 12-07-1946)
	17 (12-12-1953 — 02-10-1954)
Home	46 (01-09-1936 — 12-11-1940)
	31 (02-19-1943 — 12-01-1945)
	29 (03-08-2003 — 03-02-2005)
	28 (03-15-1990 — 02-08-1992)
	27 (01-04-1952 — 01-12-1954)
	24 (02-02-1994 — 12-23-1995)
Away	14 (12-16-1939 — 12-18-1940)
	12 (02-28-1945 — 12-07-1946)
	10 (12-12-1953 — 02-10-1954)
	8 (03-08-1957 — 01-25-1958)
	8 (03-01-1950 — 01-13-1951)
Neutral	16 (02-16-1946 — 12-19-1947)
	15 (01-13-1945 — 01-26-1946)
	10 (12-02-1994 — 03-26-1995)
	8 on three occasions, most recently, (01-03-2004 — 03-26-2004)

**Conference Games**

Overall	23 (02-18-1947 — 02-26-1949)
	18 (01-10-1938 — 01-28-1939)
	15 (03-06-1939 — 01-17-1941)
	12 (02-11-1952 — 02-07-1953)
	11 on three occasions, most recently, (01-14-2004 — 02-21-2004)
Home	41 (01-11-1936 — 02-14-1942)
	19 (01-11-1947 — 02-23-1950)
	16 (03-08-2003 — 03-02-2005)
	14 (03-07-1951 — 02-20-1954)
	13 (02-02-1994 — 02-27-1995)
	11 (01-12-1991 — 02-08-1992)
	10 (01-23-2002 — 02-05-2003)
Away	10 (03-05-1947 — 02-26-1949)
	8 (02-13-1943 — 01-17-1947)
	7 (02-21-1953 — 02-10-1954)
	7 (03-06-1939 — 02-26-1940)
	7 (01-10-1938 — 01-28-1939)

**Non-Conference Games**

Overall	18 (11-21-1991 — 03-14-1992)
	14 (12-06-2003 — 03-26-2004)
	14 (02-08-1950 — 12-31-1950)
	13 on three occasions, most recently, (11-16-2001 — 12-29-2001)
Home	80 (12-10-1987 — 11-28-1998)
	46 (12-15-1998 — 12-03-2005)
	28 (03-11-1943 — 12-01-1945)
	18 (12-04-1961 — 12-09-1965)
	15 (01-04-1952 — 01-12-1954)
	15 (01-09-1936 — 12-11-1940)
Away	9 (12-16-1939 — 02-05-1941)
	7 (12-13-1957 — 01-25-1958)
	6 on four occasions, most recently, (12-22-1992 — 01-19-1994)
Neutral	15 (02-16-1946 — 12-19-1947)
	14 (01-13-1945 — 01-26-1946)
	10 (12-02-1994 — 03-26-1995)
	8 on three occasions, most recently, (01-03-2004 — 03-26-2004)

**Losing Streaks**

**All Games**

Overall	13 (01-10-1930 — 02-28-1930)
	13 (01-12-1929 — 12-21-1929)
	13 (01-24-1920 — 01-08-1921)
	10 (12-17-1965 — 01-29-1966)
	10 (03-04-1931 — 01-12-1932)
Home	7 (12-10-1971 — 01-26-1972)
	7 (01-24-1920 — 03-05-1920)
	6 (03-04-1931 — 02-15-1932)
	6 (01-10-1930 — 02-28-1930)
	5 on five occasions, most recently, (01-06-1973 — 02-19-1973)
Away	26 (01-15-1972 — 03-02-1974)
	21 (01-17-1929 — 01-30-1931)
	19 (01-17-1979 — 02-26-1980)
	13 (01-25-1975 — 02-14-1976)
	12 on three occasions, most recently, (02-11-2006 — present)
Neutral	7 (03-13-1965 — 12-16-1966)
	5 (12-28-1970 — 12-29-1971)
	4 on four occasions, most recently, (12-30-1975 — 12-29-1976)

**Conference Games**

Overall	12 (01-17-1929 — 02-28-1930)
	10 (02-08-1960 — 01-14-1961)
	9 (03-08-1972 — 02-19-1973)
	9 (03-05-1966 — 02-13-1967)
	8 (02-16-1985 — 01-22-1986)
Home	6 (02-05-1966 — 02-02-1967)
	5 (01-18-1971 — 02-27-1971)
	5 (02-13-1960 — 01-09-1961)
	4 on six occasions, most recently, (01-21-2006 — 02-13-2006)
Away	19 (01-15-1972 — 03-02-1974)
	13 (01-17-1979 — 02-23-1980)
	12 (02-28-1976 — 01-18-1978)
	11 (02-11-2006 — present)
	10 on three occasions, most recently, (01-25-1975 — 02-14-1976)

**Non-Conference Games**

Overall	13 (01-24-1920 — 01-08-1921)
	10 (02-20-1931 — 01-06-1932)
	10 (01-13-1930 — 02-03-1931)
	7 on four occasions, most recently, (12-04-1971 — 12-29-1971)
Home	7 (01-24-1920 — 03-05-1920)
	6 (03-04-1931 — 02-08-1933)
	5 on three occasions, most recently, (01-10-1927 — 01-08-1929)
Away	20 (01-18-1929 — 01-01-1932)
	15 (02-14-1919 — 03-04-1922)
	13 (12-14-1970 — 12-22-1973)
	11 (12-23-1985 — 12-22-1987)
	6 on three occasions, most recently, (01-02-1996 — 03-18-1997)
Neutral	7 (03-13-1965 — 12-16-1966)
	5 (12-28-1970 — 12-29-1971)
	4 on four occasions, most recently, (12-30-1975 — 12-29-1976)





## All-Time Head Coaches

Coach	Alma Mater	Years at OSU	Seasons	Games	Won	Lost	Percentage	League Championships	Postseason Appearances
Lt. Boyd A. Hill	volunteer	1907-08	1	5	2	3	.400	—	—
William Schrieber	volunteer	1908-10	2	9	4	5	.445	—	—
Paul J. Davis	Dickinson	1911-13, 14-15	3	31	15	16	.483	—	—
John G. Griffith	Ohio State	1915-17	2	30	18	12	.600	—	—
Earl A. Pritchard	Illinois	1917-19	2	26	11	15	.323	0	—
James E. Pixlee	Missouri, 1912	1919-21	2	24	3	21	.125	—	—
John Maulbetsch	Michigan, 1917	1921-29	8	150	76	74	.507	1	—
George Rody	Kansas, 1922	1929-31	2	32	8	24	.250	1	—
Harold James	Oklahoma, 1922	1931-34	3	55	13	42	.236	0	—
Henry Iba	Westminster, 1928	1934-70	36	969	652	317	.675	13	16
Sam Aubrey	Oklahoma State, 1946	1970-73	3	78	18	60	.230	0	0
Guy Strong	Eastern Kentucky, 1955	1973-77	4	105	39	66	.371	0	0
Jim Killingsworth	Northeastern State, 1948	1977-79	2	53	22	31	.415	0	0
Paul Hansen	Oklahoma City, 1951	1979-86	7	196	107	89	.546	0	1
Leonard Hamilton	Tennessee-Martin, 1971	1986-90	4	119	56	63	.471	0	2
Eddie Sutton	Oklahoma State, 1959	1990-2006	16	519	368	151	.709	2	15
Sean Sutton	Oklahoma State, 1992	2006-present	1	35	22	13	.629	0	1
<b>TOTALS</b>			<b>98</b>	<b>2,436</b>	<b>1,434</b>	<b>1,002</b>	<b>.589</b>	<b>17</b>	<b>35</b>

## All-Time Assistant Coaches

Assistant Coach	Alma Mater	Years at OSU	Seasons	Assistant Coach	Alma Mater	Years at OSU	Seasons
Steve Anthis	Oklahoma State, 1987	1991-92	1	Kyle Keller	Oklahoma State, 1990	1999-pres.	4
Sam Aubrey	Oklahoma State, 1946	1953-70	17	Glen Korobov	East Tennessee State, 1968	1986-88	2
Wayne Ballard	Houston, 1966	1977-82	5	Dave Kragel	Oklahoma State, 1976	1976-77	1
Les Berryhill	Oklahoma State, 1967	1970-73	3	Greg Krause	Oklahoma City, 1978	1979-80	1
Bill Carlyle	Kentucky Wesleyan, 1962	1973-77	4	Mike McCallow	Avila College, 1988	1989-90	1
Tim Carter	Kansas, 1979	1987-90	3	Bud Millikan	Oklahoma State, 1942	1944-45	1
Win Case	Oklahoma State, 1985	1985-86	1	Bill Montigel	Idaho State, 1976	1977-79	2
Glynn Cyprien	Texas-San Antonio, 2004	2000-04	4	Dickey Nutt	Oklahoma State, 1977	1985-87	2
James Dickey	Central Arkansas, 1976	2001-pres.	6	Doyle Parrack	Oklahoma State, 1945	1963-70	7
Randall Dickey	Ouachita Baptist, 1983	1994-99	5	John Pelphrey	Kentucky, 1992	1993-94	1
Weldon Drew	Fisk, 1957	1985-87	2	Russ Pennell	Pittsburg State, 1989	1990-92	2
Neil Elliott	McPherson College, 1986	1988-89	1	John Phillips	Oklahoma State, 1973	1988-90	2
Cecil Epperley	Oklahoma State, 1963	1970-73	3	Bill Self	Oklahoma State, 1985	1986-93	7
Rob Evans	New Mexico State, 1968	1990-92	2	Harvey Slade	Oklahoma State, 1940	1940-41	1
Charles Fenske	Wisconsin-Stout, 1973	1977-79	2	Carroll Smelser	Oklahoma State, 1938	1938-40	2
Leroy Floyd	Oklahoma State, 1941	1945-46	1	Gene Smelser	Oklahoma State, 1941	1947-53	6
Paul Graham	North Texas, 1974	1992-99	7	Steve Smith	Arkansas-Pine Bluff, 1965	1973-77	4
John Gray	Texas-Arlington, 1971	1982-84	2	Andy Stoglin	UTEP, 1973	1984-85	1
Steve Henson	Northeastern State, 1984	1986-88	2	Sean Sutton	Oklahoma State, 1992	1993-2006	13
Olus Holder	Oklahoma State, 1978	1978-79	1	Ken Turner	Southwestern State, 1972	1979-82	3
Clarence Iba	Panhandle State, 1936	1935-36	1	Steve Uthoff	Oklahoma State, 1973	1973-74	1
Tim Jankovich	Kansas State, 1982	1992-93	1	Mick Weiberg	East Central, 1969	1985-86	1
Art Johnson	Oklahoma State, 1940	1940-41	1	Jimmy Williams	Ashland, 1970	1999-2000, 03-06	4
Darrel Johnson	Bethany Nazarene, 1977	1982-85	3				

COACHES

LIFE AS A COWBOY

PLAYERS

COACHES

HISTORY

ALMANAC

YEAR IN REVIEW

MEDIA INFORMATION



# OKLAHOMA STATE BASKETBALL COWBOYS 2007-08

YEAR-BY-YEAR

ALMANAC

Year	Overall	Home	Away	Neutral	Conference	Home	Away	Finish	Overtime	Ranked Opponent	Postseason	Final Polls	Coach
1907-08	2-3	1-1	1-2	0-0	0-0	0-0	0-0	—	0-0	—	—		Boyd Hill
1908-09	1-2	1-2	0-0	0-0	0-0	0-0	0-0	—	0-0	—	—		William Schrieber
1909-10	3-3	2-2	1-1	0-0	0-0	0-0	0-0	—	0-0	—	—		William Schrieber
1910-11	no team												
1911-12	2-6	1-1	1-5	0-0	0-0	0-0	0-0	—	0-0	—	—		Paul Davis
1912-13	3-6	0-4	3-2	0-0	0-0	0-0	0-0	—	0-0	—	—		Paul Davis
1913-14	no team												
1914-15	10-4	6-2	4-2	0-0	0-0	0-0	0-0	—	0-0	—	—		Paul Davis
1915-16	7-8	6-3	1-5	0-0	0-0	0-0	0-0	—	0-1	—	—		John Griffith
1916-17	11-4	7-2	4-2	0-0	0-0	0-0	0-0	—	0-0	—	—		John Griffith
1917-18	6-10	3-4	3-6	0-0	1-4	0-0	1-4	5th	0-0	—	—		Earl Pritchard
1918-19	5-5	4-2	1-3	0-0	0-0	0-0	0-0	—	0-1	—	—		Earl Pritchard
1919-20	1-12	1-8	0-4	0-0	0-0	0-0	0-0	—	0-0	—	—		James Pixlee
1920-21	2-9	2-5	0-4	0-0	0-0	0-0	0-0	—	0-0	—	—		James Pixlee
1921-22	6-15	4-7	2-8	0-0	2-3	0-0	2-3	5th	0-0	—	—		John Maulbetsch
1922-23	12-11	4-6	8-5	0-0	7-8	3-4	4-4	3rd	0-2	—	—		John Maulbetsch
1923-24	14-6	11-2	3-4	0-0	10-4	7-1	3-3	3rd	0-1	—	—		John Maulbetsch
1924-25	15-3	8-1	7-2	0-0	12-2	5-1	7-1	1st	1-1	—	—		John Maulbetsch
1925-26	9-9	5-5	4-4	0-0	5-7	3-3	2-4	8th	0-0	—	—		John Maulbetsch
1926-27	8-9	7-2	1-7	0-0	6-6	6-0	0-6	5th	0-0	—	—		John Maulbetsch
1927-28	11-7	5-4	6-3	0-0	11-7	5-4	6-3	3rd	2-0	—	—		John Maulbetsch
1928-29	1-14	1-6	0-8	0-0	0-4	0-1	0-3	4th	0-0	—	—		John Maulbetsch
1929-30	1-15	1-6	0-9	0-0	0-8	0-3	0-5	5th	0-0	—	—		George Rody
1930-31	7-9	6-2	1-7	0-0	5-3	4-1	1-2	1st	0-0	—	—		George Rody
1931-32	4-16	1-5	3-11	0-0	2-6	1-3	1-3	4th	0-1	—	—		Harold James
1932-33	5-12	1-6	4-6	0-0	3-7	1-3	2-4	4th	0-0	—	—		Harold James
1933-34	4-14	3-6	1-8	0-0	1-9	1-4	0-5	6th	0-0	—	—		Harold James
1934-35	9-9	5-3	4-6	0-0	5-7	3-3	2-4	5th	0-0	—	—		Henry Iba
1935-36	16-8	9-3	6-4	1-1	9-4	5-1	4-3	1st	0-0	—	1-1		Henry Iba
1936-37	19-3	9-0	7-3	4-0	11-1	6-0	5-1	1st	0-0	—	0-0		Henry Iba
1937-38	25-3	12-0	8-2	5-1	13-1	7-0	6-1	1st	0-0	—	1-1		Henry Iba
1938-39	19-8	10-0	5-5	4-3	11-3	7-0	4-3	1st	2-0	—	1-1		Henry Iba
1939-40	26-3	9-0	11-1	6-2	12-0	6-0	6-0	1st	1-1	—	1-2		Henry Iba
1940-41	18-7	9-1	6-5	3-1	8-4	6-0	2-4	2nd	1-0	—	0-0		Henry Iba
1941-42	20-6	7-1	9-3	4-2	9-1	4-1	5-0	1st	0-0	—	1-1		Henry Iba
1942-43	14-10	7-2	6-7	1-1	7-3	4-1	3-2	2nd	0-0	—	0-0		Henry Iba
1943-44	27-6	15-0	5-2	7-4	0-0	0-0	0-0	—	1-1	—	1-2		Henry Iba
1944-45	27-4	11-0	4-3	12-1	0-0	0-0	0-0	—	0-0	—	4-0		Henry Iba
1945-46	31-2	8-1	10-0	13-1	12-0	4-0	8-0*	1st	0-0	—	4-0		Henry Iba
1946-47	24-8	9-2	7-6	8-0	8-4	5-1	3-3	2nd	2-1	—	0-0		Henry Iba
1947-48	26-4	10-0	10-2	6-2	10-0	5-0	5-0	1st	1-0	—	0-1		Henry Iba
1948-49	23-5	9-1	8-3	6-1	9-1	5-0	4-1	1st	1-0	4-2	3-1	2nd/NP	Henry Iba
1949-50	18-9	10-2	5-6	3-1	7-5	5-1	2-4	3rd	0-0	0-2	0-0	—	Henry Iba
1950-51	29-6	10-2	13-2	6-2	12-2	6-1	6-1	1st	1-0	4-3	2-2	2nd/2nd	Henry Iba
1951-52	19-8	11-1	4-6	4-1	9-3	6-0	3-3	2nd	2-1	2-2	0-0	—	Henry Iba
1952-53	23-7	12-0	7-5	4-2	8-2	5-0	3-2	1st	1-0	3-1	1-1	8th/7th	Henry Iba
1953-54	24-5	10-3	11-2	3-0	9-1	4-1	5-0	1st	2-0	4-3	1-1	10th/4th	Henry Iba
1954-55	12-13	8-4	4-5	0-4	5-5	3-2	2-3	3rd	0-0	1-2	0-0	—	Henry Iba
1955-56	18-9	11-2	5-5	2-2	8-4	6-0	2-4	2nd	2-1	1-2	0-1	NR/16th	Henry Iba
1956-57	17-9	8-4	9-5	0-0	8-6	4-3	4-3	3rd	0-0	2-2	0-0	19th/NR	Henry Iba
1957-58	21-8	12-2	8-5	1-1	0-0	0-0	0-0	—	1-0	4-4	2-1	19th/15th	Henry Iba
1958-59	11-14	7-2	1-9	3-3	5-9	5-2	0-7	5th	0-0	0-3	0-0	—	Henry Iba
1959-60	10-15	4-6	5-7	1-2	4-10	2-5	2-5	7th	0-0	0-0	0-0	—	Henry Iba
1960-61	14-11	8-3	4-6	2-2	8-6	5-2	3-4	3rd	1-0	0-0	0-0	—	Henry Iba
1961-62	14-11	12-2	2-6	0-3	7-7	5-2	2-5	4th	1-0	1-1	0-0	—	Henry Iba
1962-63	16-9	8-2	5-6	3-1	7-7	5-2	2-5	5th	1-0	1-0	0-0	—	Henry Iba
1963-64	15-10	9-2	4-7	2-1	7-7	5-2	2-5	4th	0-1	0-0	0-0	—	Henry Iba
1964-65	20-7	10-0	6-5	4-2	12-2	7-0	5-2	1st	4-0	0-2	1-1	NR/13th	Henry Iba



Year	Overall	Home	Away	Neutral	Conference	Home	Away	Finish	Overtime	Ranked Opponent	Postseason	Final Polls	Coach
1965-66	4-21	3-10	1-7	0-4	2-12	1-6	1-6	7th	0-2	0-3	0-0	—	Henry Iba
1966-67	7-18	4-6	1-8	2-4	2-12	2-5	0-7	7th	1-0	0-2	0-0	—	Henry Iba
1967-68	10-16	5-7	3-6	2-3	3-11	1-6	2-5	7th	0-0	0-0	0-0	—	Henry Iba
1968-69	12-13	7-3	3-9	2-1	5-9	4-3	1-6	6th	2-1	0-4	0-0	—	Henry Iba
1969-70	14-12	10-3	3-6	1-3	5-9	4-3	1-6	7th	0-2	0-0	0-0	—	Henry Iba
1970-71	7-19	4-6	2-9	1-4	2-12	1-6	1-6	7th	2-1	0-2	0-0	—	Sam Aubrey
1971-72	4-22	3-9	0-11	1-2	2-12	2-5	0-7	8th	0-0	0-3	0-0	—	Sam Aubrey
1972-73	7-19	4-7	1-10	2-2	3-11	2-5	1-6	8th	1-2	0-6	0-0	—	Sam Aubrey
1973-74	9-17	7-4	0-10	2-3	3-11	3-4	0-7	7th	1-0	0-2	0-0	—	Guy Strong
1974-75	10-16	4-5	4-9	2-2	5-9	4-3	1-6	6th	0-0	0-6	0-0	—	Guy Strong
1975-76	10-16	7-4	1-9	2-3	4-10	3-4	1-6	6th	0-3	0-2	0-0	—	Guy Strong
1976-77	10-17	8-3	1-11	1-3	4-10	4-3	0-7	7th	0-1	0-1	0-0	—	Guy Strong
1977-78	10-16	5-6	2-7	3-3	4-10	3-4	1-6	6th	0-0	0-2	0-0	—	Jim Killingsworth
1978-79	12-15	7-4	3-9	2-2	5-9	4-3	1-6	7th	0-2	0-2	0-0	—	Jim Killingsworth
1979-80	10-17	9-5	0-12	1-0	4-10	4-3	0-7	8th	0-2	0-3	0-0	—	Paul Hansen
1980-81	18-9	8-2	6-7	4-0	8-6	5-2	3-4	5th	1-0	1-0	0-0	—	Paul Hansen
1981-82	15-12	9-3	4-8	2-1	7-7	5-2	2-5	4th	2-1	2-3	0-0	—	Paul Hansen
1982-83	24-7	13-1	6-5	5-1	9-5	6-1	3-4	3rd	4-0	2-3	0-1	19th/19th	Paul Hansen
1983-84	13-15	9-3	2-11	2-1	5-9	5-2	0-7	6th	1-2	0-2	0-0	—	Paul Hansen
1984-85	12-16	8-5	2-10	2-1	3-11	3-4	0-7	8th	1-0	0-6	0-0	—	Paul Hansen
1985-86	15-13	10-4	4-7	1-2	6-8	5-2	1-6	6th	1-0	1-3	0-0	—	Paul Hansen
1986-87	8-20	6-5	1-12	1-3	4-10	3-4	1-6	7th	1-1	1-4	0-0	—	Leonard Hamilton
1987-88	14-16	7-5	5-9	2-2	4-10	2-5	2-5	6th	2-0	1-3	0-0	—	Leonard Hamilton
1988-89	17-13	15-1	1-10	1-2	7-7	6-1	1-6	4th	0-0	2-2	1-1	—	Leonard Hamilton
1989-90	17-14	11-3	3-8	3-3	6-8	4-3	2-5	5th	0-0	1-7	1-1	—	Leonard Hamilton
1990-91	24-8	14-0	6-5	4-3	9-4	7-0	2-4	1st	1-3	2-1	2-1	14th/13th	Eddie Sutton
1991-92	28-8	15-1	6-5	7-2	8-6	6-1	2-5	2nd	1-1	7-4	2-1	11th/10th	Eddie Sutton
1992-93	20-9	12-2	6-5	2-2	8-6	5-2	3-4	2nd	1-1	1-2	1-1	23rd/23rd	Eddie Sutton
1993-94	24-10	11-1	7-3	6-6	10-4	6-1	4-3	2nd	2-1	2-3	1-1	19th/21st	Eddie Sutton
1994-95	27-10	12-0	4-7	11-3	10-4	7-0	3-4	2nd	0-1	8-7	4-1	14th/4th	Eddie Sutton
1995-96	17-10	12-3	4-5	1-2	7-7	4-3	3-4	4th	1-1	1-3	0-0	—	Eddie Sutton
1996-97	17-15	14-2	1-12	2-1	7-9	6-2	1-7	6th	1-2	1-5	1-1	—	Eddie Sutton
1997-98	22-7	14-2	6-3	2-2	11-5	6-2	5-3	2nd	2-1	0-2	1-1	—	Eddie Sutton
1998-99	23-11	11-3	6-5	6-3	10-6	6-2	4-4	5th	1-1	1-2	1-1	—	Eddie Sutton
1999-2000	27-7	14-1	7-3	6-3	12-4	7-1	5-3	3rd	0-0	4-5	3-1	14th/5th	Eddie Sutton
2000-01	20-10	11-1	4-7	5-2	10-6	7-1	3-5	5th	2-2	3-4	0-1	—	Eddie Sutton
2001-02	23-9	13-2	5-5	5-2	10-6	6-2	4-4	3rd	1-0	2-2	0-1	20th/NR	Eddie Sutton
2002-03	22-10	13-2	6-5	3-3	10-6	6-2	4-4	4th	1-0	4-4	1-1	NR/24th	Eddie Sutton
2003-04	31-4	15-0	7-2	9-2	14-2	8-0	6-2	1st	1-1	9-1	4-1	4th/4th	Eddie Sutton
2004-05	26-7	13-1	7-4	6-2	11-5	7-1	4-4	3rd	0-0	3-5	2-1	6th/8th	Eddie Sutton
2005-06	17-16	11-5	3-8	3-3	6-10	4-4	2-6	7th	0-2	2-6	0-1	—	Eddie Sutton
2006-07	22-13	15-3	0-8	7-2	6-10	6-2	0-8	7th	4-0	4-4	0-1	—	Sean Sutton
<b>Totals</b>	<b>1,434-1,002</b>	<b>783-288</b>	<b>403-568</b>	<b>250-145</b>	<b>576-521</b>	<b>366-173</b>	<b>210-348</b>		<b>67-50</b>	<b>92-160</b>	<b>49-36</b>		
<b>Pct.</b>	<b>.589</b>	<b>.731</b>	<b>.415</b>	<b>.633</b>	<b>.525</b>	<b>.679</b>	<b>.376</b>		<b>.573</b>	<b>.365</b>	<b>.576</b>		

YEAR-BY-YEAR

LIFE AS A COWBOY

PLAYERS

COACHES

HISTORY

ALMANAC

YEAR IN REVIEW

MEDIA INFORMATION



**1907-08**

at Oklahoma City	W	13-9
at Tulsa	L	24-31
TULSA	W	37-22
OKLAHOMA	L	19-37
at Oklahoma	L	9-41

**1908-09**

EMPORIA STATE	L	13-50
TULSA	L	24-31
TULSA	W	32-22

**1909-10**

01-14-1910	CENTRAL OKLAHOMA	W	55-6
	SHAWNEE ATHLETIC CLUB	W	37-25
	at Oklahoma	L	15-46
	at Shawnee Athletic Club	W	37-24
	CHILOCCO	L	19-25
	OKLAHOMA	L	24-41

**1911-12**

at Oklahoma	L	17-59	
at Oklahoma Baptist	W	-	
at Chilocco	L	15-24	
BLACKWELL BAPTIST	W	31-19	
at Chilocco	L	-	
at Blackwell Baptist	L	15-30	
at Tonkawa	L	-	
02-28-1912	OKLAHOMA	L	24-30

**1912-13**

CHILOCCO	L	24-30
at Central Oklahoma	W	35-12
at Oklahoma Methodist	W	36-13
at Oklahoma	L	16-46
CHILOCCO	L	15-19
at Southwestern (Kan.)	L	-
at Tonkawa	W	25-24
TONKAWA	L	15-20
BLACKWELL BAPTIST	L	28-29

**1914-15**

01-12-1915	OKLAHOMA METHODIST	W	31-26
01-13-1915	OKLAHOMA METHODIST	W	23-22
01-22-1915	PHILLIPS	W	44-4
01-23-1915	PHILLIPS	W	24-20
01-29-1915	TONKAWA	W	35-26
01-30-1915	TONKAWA	W	43-13
02-01-1915	at Oklahoma Methodist	W	48-22
02-02-1915	at Oklahoma Methodist	W	34-15
02-03-1915	at Phillips	W	40-15
02-04-1915	at Phillips	W	42-20
02-05-1915	at Tulsa	L	19-35
02-06-1915	at Tulsa	L	26-41
02-12-1915	TULSA	L	16-26
02-13-1915	TULSA	L	16-21

**1915-16**

12-16-1915	OKLAHOMA METHODIST	W	45-16
12-17-1915	OKLAHOMA METHODIST	W	39-21
01-08-1916	PHILLIPS	W	39-8
01-12-1916	SAN FRANCISCO NATIVE SONS	W	41-15
01-14-1916	at Oklahoma	L	33-35
01-15-1916	at Oklahoma	L	2ot 49-57
01-29-1916	NORTHWESTERN (OKLA.)	W	28-27
02-05-1916	at Tulsa	L	30-34
02-11-1916	TULSA	W	34-24
02-15-1916	at Chilocco	L	15-42
02-19-1916	CHILOCCO	L	40-44
02-24-1916	at Phillips	W	18-16
02-26-1916	at Northwestern (Okla.)	L	22-44
03-03-1916	OKLAHOMA	L	30-50
03-04-1916	OKLAHOMA	L	30-59

**1916-17**

01-05-1917	CHILOCCO	W	37-35
01-06-1917	CHILOCCO	L	27-35
01-12-1917	OKLAHOMA	W	58-11
01-13-1917	OKLAHOMA	L	23-24
01-26-1917	at Chilocco	L	23-41
01-27-1917	at Chilocco	W	24-23
01-30-1917	NORTHWESTERN (OKLA.)	W	56-15
02-02-1917	TULSA	W	31-13
02-03-1917	TULSA	W	27-18
02-16-1917	at Oklahoma	W	31-24
02-17-1917	at Oklahoma	L	25-36
02-23-1917	OKLAHOMA BAPTIST	W	54-9
02-24-1917	OKLAHOMA BAPTIST	W	31-14
03-02-1917	at Tulsa	W	31-22
03-03-1917	at Tulsa	W	35-25

**1917-18**

01-09-1918	SOUTHWESTERN (OKLA.)	L	8-27
01-19-1918	CENTRAL OKLAHOMA	W	22-12
01-26-1918	OKLAHOMA BAPTIST	W	38-26
01-29-1918	PHILLIPS	W	32-21
02-01-1918	at Central Oklahoma	W	25-18
02-02-1918	at Oklahoma	L	28-45
02-04-1918	at TCU	W	48-22
* 02-07-1918	at Baylor	W	24-20
* 02-05-1918	at Texas A&M	L	8-15
* 02-06-1918	at Texas A&M	L	18-21
* 02-08-1918	at Texas	L	9-33
* 02-09-1918	at Texas	L	19-29
02-11-1918	at Phillips	L	25-31
02-14-1918	CHILOCCO	L	14-29
02-15-1918	CHILOCCO	L	21-27
02-21-1918	OKLAHOMA	L	19-27

\* Southwest Conference game

**1918-19**

01-17-1919	SOUTHWESTERN (OKLA.)	W	33-22
01-18-1919	SOUTHWESTERN (OKLA.)	W	37-21
01-24-1919	OKLAHOMA	L	33-44
01-25-1919	OKLAHOMA	L	2ot 37-38
02-03-1919	TCU	W	35-32
02-07-1919	at Chilocco	L	17-27
02-08-1919	at Chilocco	W	28-23
02-12-1919	TULSA	W	41-33
02-14-1919	at Oklahoma	L	33-51
02-15-1919	at Oklahoma	L	36-45

**1919-20**

01-19-1920	SOUTHWESTERN (KAN.)	L	9-53
01-23-1920	SOUTHWESTERN (OKLA.)	W	29-28
01-24-1920	SOUTHWESTERN (OKLA.)	L	22-27
01-30-1920	at Chilocco	L	-
01-31-1920	at Chilocco	L	-
02-06-1920	TULSA	L	25-35
02-07-1920	TULSA	L	22-25
02-27-1920	OKLAHOMA	L	13-36
02-28-1920	OKLAHOMA	L	16-32
03-02-1920	at Oklahoma	L	25-37
03-03-1920	at Oklahoma	L	11-50
03-04-1920	CENTRAL OKLAHOMA	L	11-28
03-05-1920	CENTRAL OKLAHOMA	L	14-22

**1920-21**

01-07-1921	at Oklahoma	L	10-42
01-08-1921	at Oklahoma	L	15-54
01-14-1921	OKLAHOMA BAPTIST	W	34-19
01-15-1921	OKLAHOMA BAPTIST	W	24-23
01-18-1921	CHILOCCO	L	29-39
01-19-1921	CHILOCCO	L	30-32
02-09-1921	SOUTHWESTERN (OKLA.)	L	32-38
02-10-1921	SOUTHWESTERN (OKLA.)	L	29-32
02-18-1921	OKLAHOMA	L	15-46
02-23-1921	at Chilocco	L	13-28
02-26-1921	at Chilocco	L	10-28

**1921-22**

01-13-1922	KINGFISHER	W	25-16
01-14-1922	KINGFISHER	L	16-24
01-20-1922	CENTRAL OKLAHOMA	L	18-23
01-21-1922	KANSAS STATE	W	22-16
01-26-1922	at Tulsa	L	9-33
01-27-1922	at Tulsa	L	19-33
01-28-1922	OKLAHOMA	W	28-16
02-03-1922	SOUTHWESTERN (OKLA.)	L	16-30
02-04-1922	SOUTHWESTERN (OKLA.)	L	19-37
02-08-1922	PHILLIPS	L	24-32
02-09-1922	PHILLIPS	W	25-23
* 02-14-1922	at SMU	W	17-10
* 02-15-1922	at Baylor	L	11-29
* 02-16-1922	at Baylor	W	24-21
* 02-17-1922	at Texas	L	13-38
* 02-18-1922	at Texas	L	8-28
02-24-1922	TULSA	L	26-30
02-25-1922	TULSA	L	34-36
03-01-1922	at Oklahoma	L	27-38
03-03-1922	at Phillips	L	17-39
03-04-1922	at Phillips	L	24-26

\* Southwest Conference game

**1922-23**

01-05-1923	at Oklahoma City	W	35-25
01-06-1923	at Oklahoma City	W	27-22
01-08-1923	at Oklahoma	L	16-29
* 01-10-1923	at Rice	L	16-26
* 01-11-1923	at Rice	W	29-18
* 01-14-1923	at Texas	W	28-27
* 01-15-1923	at Texas A&M	L	20-35
* 01-20-1923	TEXAS	L	17-34
* 01-21-1923	TEXAS A&M	L	17-24
01-26-1923	at Phillips	W	25-24
01-27-1923	at Phillips	W	21-16
* 02-02-1923	SMU	L	10-18
* 02-03-1923	SMU	W	18-15
* 02-09-1923	BAYLOR	W	23-19
* 02-10-1923	BAYLOR	W	39-22
02-16-1923	PHILLIPS	L	12-26
02-17-1923	PHILLIPS	L	ot 20-22
* 02-19-1923	at Baylor	L	ot 20-21
* 02-20-1923	at Baylor	W	22-17
* 02-21-1923	at SMU	L	19-23
* 02-22-1923	at SMU	W	20-17
03-03-1923	OKLAHOMA	W	19-16
* 03-06-1923	RICE	L	21-28

\* Southwest Conference game

**1923-24**

12-20-1923	at Oklahoma	L	22-34
01-07-1924	PHILLIPS	W	25-19
01-08-1924	PHILLIPS	W	21-17
* 01-11-1924	SMU	W	25-16
* 01-12-1924	SMU	W	29-16
* 01-15-1924	at Texas	L	ot 14-16
* 01-16-1924	at Texas	L	15-22
* 01-25-1924	at TCU	W	26-19
* 01-26-1924	at TCU	W	22-15
* 02-01-1924	at SMU	W	18-14
* 02-02-1924	at SMU	L	9-22
* 02-11-1924	BAYLOR	W	42-13
* 02-12-1924	BAYLOR	W	35-30
02-18-1924	WEST TEXAS A&M	W	42-36
02-19-1924	WEST TEXAS A&M	W	36-8
02-23-1924	OKLAHOMA	L	22-26
* 02-29-1924	TEXAS A&M	L	32-48
* 03-01-1924	TEXAS A&M	W	37-24
* 03-03-1924	RICE	W	32-16
* 03-04-1924	RICE	W	33-25

\* Southwest Conference game



**1924-25**

01-06-1925	OKLAHOMA	W	27-26
01-09-1925	PHILLIPS	W	47-26
01-10-1925	PHILLIPS	W	42-20
*01-16-1925	TEXAS	W	46-10
*01-17-1925	TEXAS	W	27-15
*01-21-1925	at Rice	W	25-11
*01-22-1925	at Rice	W	20-14
*01-23-1925	at Texas A&M	W	24-15
*01-24-1925	at Texas A&M	W 2ot	19-17
*01-30-1925	TCU	L	16-37
*01-31-1925	TCU	W	34-13
*02-06-1925	at Baylor	W	24-16
*02-07-1925	at Baylor	W	15-11
*02-20-1925	SMU	W	45-22
*02-21-1925	SMU	W	39-19
*02-27-1925	at Arkansas	L	17-21
*02-28-1925	at Arkansas	W	25-23
03-04-1925	at Oklahoma	L ot	31-32

\* Southwest Conference game

**1925-26**

01-06-1926	PITTSBURG STATE	W	36-29
*01-08-1926	MISSOURI	L	23-31
*01-09-1926	WASHINGTON (ST. LOUIS)	W	29-26
*01-15-1926	DRAKE	W	34-29
*01-22-1926	at Drake	W	24-23
*01-23-1926	at Grinnell	W	31-30
*01-28-1926	OKLAHOMA BAPTIST	W	41-31
01-29-1926	OKLAHOMA BAPTIST	L	31-32
02-01-1926	AAU HILLYARDS	L	22-25
*02-05-1926	GRINNELL	L	25-27
*02-11-1926	at Kansas	L	18-38
*02-12-1926	at Missouri	L	36-37
*02-13-1926	at Washington (St. Louis)	L	25-27
*02-16-1926	at Oklahoma	L	25-32
*02-19-1926	KANSAS	L	29-47
*02-26-1926	OKLAHOMA	W	29-26
03-05-1926	at Phillips	W	42-21
03-06-1926	at Phillips	W	42-23

\* Missouri Valley Conference game

**1926-27**

01-03-1927	PHILLIPS	W	34-27
*01-07-1927	at Grinnell	L	26-28
*01-08-1927	at Iowa State	L	21-40
01-10-1927	PITTSBURG STATE	L	25-28
01-11-1927	PITTSBURG STATE	L	30-33
*01-20-1927	IOWA STATE	W	42-19
01-27-1927	at Phillips	L	22-35
01-28-1927	at Phillips	W	32-17
*02-04-1927	KANSAS STATE	W	29-21
*02-05-1927	NEBRASKA	W	27-24
*02-11-1927	at Missouri	L	29-46
*02-12-1927	at Washington (St. Louis)	L	34-37
*02-18-1927	at Kansas State	L	30-33
*02-19-1927	at Nebraska	L	25-35
*02-25-1927	MISSOURI	W	32-26
*03-01-1927	WASHINGTON (ST. LOUIS)	W	24-19
*03-05-1927	GRINNELL	W	46-21

\* Missouri Valley Conference game

**1927-28**

*12-16-1927	GRINNELL	W	54-43
*12-17-1927	DRAKE	L	33-37
*01-05-1928	at Grinnell	W	42-38
*01-06-1928	at Drake	W	30-25
*01-07-1928	at Iowa State	W ot	42-41
*01-13-1928	KANSAS STATE	W	35-34
*01-14-1928	KANSAS	L	31-34
*01-21-1928	at Oklahoma	L	21-41
*02-03-1928	at Kansas State	W	34-33
*02-04-1928	at Nebraska	W	32-21
*02-10-1928	MISSOURI	L	47-56
*02-11-1928	WASHINGTON (ST. LOUIS)	W	34-30
*02-17-1928	IOWA STATE	W	54-43
*02-21-1928	OKLAHOMA	L	36-37
*02-27-1928	at Kansas	L	44-46
*03-05-1928	NEBRASKA	W ot	47-43
*03-09-1928	at Missouri	L	32-37
*03-10-1928	at Washington (St. Louis)	W	21-19

\* Missouri Valley Conference game

**1928-29**

01-04-1929	EAST CENTRAL	L	23-26
01-05-1929	EAST CENTRAL	L	17-47
01-08-1929	OKLAHOMA	L	16-51
01-11-1929	OKLAHOMA CITY	W	31-20
01-12-1929	PHILLIPS	L	32-47
*01-17-1929	at Washington (St. Louis)	L	15-43
01-18-1929	at St. Louis	L	24-41
*01-22-1929	at Drake	L	25-48
*01-23-1929	at Creighton	L	23-49
02-01-1929	at Phillips	L	27-31
02-05-1929	at Oklahoma	L	24-47
02-13-1929	at Kansas State	L	31-52
*02-18-1929	WASHINGTON (ST. LOUIS)	L	22-52
02-22-1929	at Oklahoma City	L	21-36
02-25-1929	KANSAS STATE	L	24-62

\* Missouri Valley Conference game

**1929-30**

*12-20-1929	at Creighton	L	14-30
*12-21-1929	at Creighton	L	26-55
01-07-1930	OKLAHOMA	W	28-22
*01-10-1930	DRAKE	L	23-24
01-13-1930	KANSAS	L	20-44
01-17-1930	at Kansas State	L	35-47
01-30-1930	at Iowa	L	21-26
*01-31-1930	at Grinnell	L	10-19
*02-01-1930	at Drake	L	17-25
02-07-1930	ARKANSAS	L	20-30
02-08-1930	ARKANSAS	L	23-30
02-11-1930	at Oklahoma	L	14-25
*02-21-1930	at Washington (St. Louis)	L	23-33
02-22-1930	at St. Louis	L	22-30
*02-28-1930	GRINNELL	L	25-36
*02-27-1930	WASHINGTON (ST. LOUIS)	L	25-28

\* Missouri Valley Conference game

**1930-31**

*01-05-1931	GRINNELL	W	23-16
01-07-1931	at Oklahoma	L	21-35
*01-23-1931	at Washington (St. Louis)	L	25-33
01-24-1931	at St. Louis	L	18-33
*01-30-1931	at Grinnell	L	19-26
*01-31-1931	at Drake	W	20-14
02-03-1931	at Kansas	L	29-31
*02-06-1931	CREIGHTON	W	28-24
*02-07-1931	CREIGHTON	L	31-39
02-10-1931	ST. LOUIS	W	28-20
02-17-1931	OKLAHOMA	W	30-25
02-20-1931	at Arkansas	L	22-29
02-21-1931	at Arkansas	L	22-37
*02-28-1931	WASHINGTON (ST. LOUIS)	W	30-26
*03-02-1931	DRAKE	W	30-19
03-04-1931	KANSAS STATE	L	25-42

\* Missouri Valley Conference game

**1931-32**

12-11-1931	at Northern Iowa	L ot	27-29
12-12-1931	at Minnesota	L	27-40
12-14-1931	at Carleton College	L	21-40
12-15-1931	at South Dakota State	L	20-42
12-16-1931	at South Dakota	L	23-30
01-01-1932	at AAU Wichita Henrys	L	21-52
*01-04-1932	GRINNELL	L	22-25
01-06-1932	OKLAHOMA	L	16-30
*01-12-1932	at Creighton	L	23-65
01-13-1932	at Washburn	W	26-21
01-14-1932	at Emporia State	L	23-25
*01-16-1932	WASHINGTON (ST. LOUIS)	L	21-27
*02-01-1932	CREIGHTON	L	25-33
*02-05-1932	at Grinnell	L	23-28
*02-06-1932	at Drake	W	25-23
02-15-1932	ST. LOUIS	L	29-30
*02-19-1932	at Washington (St. Louis)	L	18-27
02-20-1932	at St. Louis	L	13-19
02-24-1932	at Oklahoma	W	33-31
*02-26-1932	DRAKE	W	37-17

\* Missouri Valley Conference game

**1932-33**

12-16-1932	CENTRAL OKLAHOMA	L	19-22
12-22-1932	at Oklahoma City Boosters	W	45-28
01-03-1933	at Central Oklahoma	W	27-25
01-05-1933	TULSA	L	28-39
*01-10-1933	at Creighton	L	30-37
*01-14-1933	at Washington (St. Louis)	W	34-27
*01-16-1933	at Butler	L	18-31
*01-20-1933	DRAKE	W	30-22
*01-28-1933	BUTLER	L	21-26
*02-02-1933	at Grinnell	L	23-27
*02-03-1933	at Grinnell	L	15-24
*02-04-1933	at Drake	W	33-16
02-08-1933	OKLAHOMA	L	36-37
*02-11-1933	CREIGHTON	L	28-29
02-16-1933	at Tulsa	L	23-27
*02-20-1933	WASHINGTON (ST. LOUIS)	L	27-32
02-28-1933	at Oklahoma	L	23-41

\* Missouri Valley Conference game

**1933-34**

12-19-1933	CENTRAL OKLAHOMA	W	33-27
12-21-1933	SMU	L	35-49
*01-05-1934	at Drake	L	18-30
*01-06-1934	at Drake	L	24-35
01-10-1934	at Oklahoma	L	33-58
*01-13-1934	WASHINGTON (ST. LOUIS)	L	30-32
01-16-1934	OKLAHOMA	L	19-34
01-19-1934	at Arkansas	L	22-46
01-20-1934	at Arkansas	L	23-28
*01-27-1934	GRINNELL	W	29-28
*01-29-1934	GRINNELL	L	28-35
02-02-1934	at Tulsa	W	26-24
*02-10-1934	at Butler	L	26-36
*02-12-1934	at Butler	L	26-49
*02-14-1934	at Washington (St. Louis)	L	30-31
02-23-1934	TULSA	W	31-19
*03-02-1934	CREIGHTON	L	35-53
*03-03-1934	CREIGHTON	L	27-46

\* Missouri Valley Conference game



1934-35

Table with 4 columns: Date, Opponent, Result, Score. Rows include Wichita State, Oklahoma, Westminister (Mo.), Washington (St. Louis), Creighton, Tulsa, Washburn, Creighton, Tulsa, Washburn, Grinnell, Washburn, Grinnell, Washington (St. Louis), Drake, Grinnell, Central Oklahoma, Washington (St. Louis), Drake, Tulsa.

\* Missouri Valley Conference game

1935-36

Table with 4 columns: Date, Opponent, Result, Score. Rows include Phillips, Central Oklahoma, USC, Arkansas, Arkansas, Grinnell, Central Oklahoma, Oklahoma, Creighton, Washburn, Oklahoma, Creighton, Washburn, Tulsa, Oklahoma, Tulsa, Washburn, Tulsa, Washington (St. Louis), Westminister (Mo.), Nebraska, Kansas.

\* Missouri Valley Conference game

^ District Olympic Trials • Kansas City, Mo.

1936-37

Table with 4 columns: Date, Opponent, Result, Score. Rows include Oklahoma City, Central Oklahoma, Northeastern (Okla.), Oklahoma City, Texas Tech, Tulsa, Drake, Washington (St. Louis), Oklahoma, Creighton, Tulsa, Grinnell, Oklahoma, Washburn, Creighton, Washington (St. Louis), Westminister (Mo.), Washburn, Central Oklahoma, Drake, Grinnell, Tulsa.

\* Missouri Valley Conference game

« All-College Tournament • Oklahoma City, Okla.

1937-38

Table with 4 columns: Date, Opponent, Result, Score. Rows include Southwestern (Kan.), Oklahoma City, Colorado College, Colorado Mines, Texas A&M-Commerce, Baylor, North Texas, Southwestern (Kan.), Grinnell, Drake, Oklahoma, Washington (St. Louis), Drake, Grinnell, Creighton, Washburn, Washburn, Central Oklahoma, Creighton, Oklahoma, St. Louis, St. Louis, Tulsa, Temple, New York.

\* Missouri Valley Conference game

« All-College Tournament • Oklahoma City, Okla.

+ National Invitation Tournament • New York, N.Y.

1938-39

Table with 4 columns: Date, Opponent, Result, Score. Rows include Kansas, Kansas, Southwestern (Okla.), Missouri State, Drury, Central Missouri State, Baylor, Grinnell, St. Louis, Tulsa, Drake, Central Oklahoma, Grinnell, Drake, Oklahoma, Washburn, Creighton, Kansas, St. Louis, Washington (St. Louis), Oklahoma, Washington (St. Louis), Oklahoma, Washington (St. Louis), Tulsa, St. Louis, Washington (St. Louis), Tulsa, Drake, Oklahoma, Kansas.

\* Missouri Valley Conference game

« All-College Tournament • Oklahoma City, Okla.

^ NCAA District • Oklahoma City, Okla.

1939-40

Table with 4 columns: Date, Opponent, Result, Score. Rows include Kansas, Pittsburg State, CCNY, LaSalle, Duke, George Washington, Loyola (Ill.), TCU, Southeastern (Okla.), Arkansas, Texas Tech, Oklahoma, Drake, Creighton, Washburn, Washington (St. Louis), Creighton, St. Louis, Tulsa, Washburn, Kansas, Drake, Oklahoma, Washington (St. Louis), St. Louis, DePaul, Tulsa, Duquesne, DePaul, Kansas.

\* Missouri Valley Conference game

« All-College Tournament • Oklahoma City, Okla.

+ National Invitation Tournament • New York, N.Y.

^ NCAA District • Oklahoma City, Okla.

1940-41

Table with 4 columns: Date, Opponent, Result, Score. Rows include Texas, CCNY, Saint Joseph's, George Washington, USC, Texas A&M, Wyoming, Pittsburg State, West Texas A&M, Tulsa, Creighton, St. Louis, Washington (St. Louis), Oklahoma, Washburn, Washington (St. Louis), Kansas, Creighton, Drake, Washburn, St. Louis, Washington (St. Louis), Tulsa, Drake, Kansas.

\* Missouri Valley Conference game

« All-College Tournament • Oklahoma City, Okla.



**1941-42**

12-03-1941	TEXAS TECH	W	53-40
12-11-1941	at Niagara	W	37-28
12-13-1941	at CCNY	L	30-39
12-15-1941	at Saint Joseph's	W	37-27
12-17-1941	at George Washington	W	39-28
12-23-1941	at Wichita State	W	30-17
« 12-26-1941	vs TCU	W	32-25
« 12-27-1941	vs Baylor	W	40-29
« 12-29-1941	vs Texas	W	46-38
« 12-30-1941	vs West Texas A&M	L	31-37
* 01-09-1942	DRAKE	W	45-14
* 01-15-1942	TULSA	W	41-17
* 01-31-1942	ST. LOUIS	W	41-17
* 02-05-1942	at Drake	W	38-21
* 02-07-1942	at Creighton	W	31-22
* 02-14-1942	WASHINGTON (ST. LOUIS)	W	42-24
* 02-18-1942	at Tulsa	W	38-25
02-20-1942	at Kansas	L	28-31
* 02-23-1942	CREIGHTON	L	29-31
02-25-1942	KANSAS	W	40-33
* 02-28-1942	at St. Louis	W	41-25
* 03-02-1942	at Washington (St. Louis)	W	28-14
03-06-1942	OKLAHOMA	W	27-19
03-12-1942	at Oklahoma	L	32-39
^ 03-17-1942	vs Kansas	L	28-32
o 03-31-1942	vs Oklahoma	W	44-35

\* Missouri Valley Conference game

« All-College Tournament • Oklahoma City, Okla.

^ NCAA District • Kansas City, Mo.

o Naval Relief Benefit • Oklahoma City, Okla.

**1942-43**

12-02-1942	NAVY CLIPPERS	W	32-19
12-09-1942	at Niagara	L	28-34
12-12-1942	at CCNY	W	38-32
12-15-1942	at Saint Joseph's	L	39-45
12-16-1942	at George Washington	L	34-39
12-18-1942	at Wichita State	W	31-22
« 12-28-1942	vs Missouri State	W	34-29
« 12-29-1942	vs Texas	L	36-45
* 01-09-1943	WASHINGTON (ST. LOUIS)	W	23-21
01-13-1943	at Kansas	L	29-36
* 01-15-1943	at Drake	W	34-22
* 01-16-1943	at Creighton	L	24-32
01-22-1943	ENID AIR SCHOOL	W	43-25
* 02-05-1943	CREIGHTON	L	38-40
* 02-08-1943	at Tulsa	W	28-24
02-11-1943	at Navy Clippers	W	40-36
* 02-12-1943	at Washington (St. Louis)	L	24-42
* 02-13-1943	at St. Louis	W	39-21
02-17-1943	KANSAS	L	43-47
* 02-19-1943	ST. LOUIS	W	55-44
* 02-22-1943	TULSA	W	53-22
* 02-26-1943	DRAKE	W	69-32
03-04-1943	at Oklahoma	L	31-35
03-11-1943	OKLAHOMA	W	40-28

\* Missouri Valley Conference game

« All-College Tournament • Oklahoma City, Okla.

**1943-44**

12-03-1943	PHILLIPS	W	37-22
12-07-1943	OKC AIR DEPOT	W	50-30
~ 12-11-1943	vs Westminster (Pa.)	W ot	41-39
12-14-1943	at CCNY	W	39-27
12-18-1943	at Temple	W	42-37
12-22-1943	ENID ARMY AIR BASE	W	39-29
« 12-27-1943	vs Texas Tech	W	66-31
« 12-28-1943	vs Norman NAS	L	19-25
« 12-29-1943	vs Southwestern (Texas)	W	45-39
12-30-1943	TEXAS TECH	W	44-24
01-06-1944	PHILLIPS	W	42-28
01-11-1944	at Enid Army Air Base	W	50-34
01-12-1944	OKLAHOMA	W	59-40
* 01-15-1944	vs Will Rogers AAF	W	60-28
01-17-1944	at Norman Naval Air Station	L	22-23
* 01-21-1944	vs Will Rogers AAF	W	53-29
01-27-1944	ARKANSAS	W	66-41
* 01-28-1944	vs Arkansas	W	17-15
01-31-1944	PITTSBURG STATE	W	34-23
02-04-1944	NORMAN NAS	W	48-25
02-12-1944	at Hutchinson NAS	L	26-27
02-19-1944	at Oklahoma	W	14-11
02-22-1944	at Tulsa	W	31-24
02-24-1944	DENVER	W	58-23
02-25-1944	DENVER	W	67-25
02-26-1944	TULSA	W	56-29
02-28-1944	HUTCHINSON NAS	W	50-21
* 03-04-1944	vs Norman NAS	L 2ot	25-28
03-08-1944	GLENNAN ARMY HOSPITAL	W	59-27
03-14-1944	CAMP CHAFFEE	W	53-34
+ 03-20-1944	vs Canisius	W	43-29
+ 03-22-1944	vs DePaul	L	38-41
+ 03-26-1944	vs Kentucky	L	29-45

~ Buffalo, N.Y.; \* Oklahoma City, Okla.

« All-College Tournament • Oklahoma City, Okla.

+ National Invitation Tournament • New York, N.Y.

**1944-45**

12-05-1944	at Phillips	W	46-37
12-06-1944	GLENNAN ARMY HOSPITAL	W	57-34
~ 12-09-1944	vs Westminster (Pa.)	W	44-33
12-13-1944	at New York	W	44-41
12-16-1944	at Temple	L	44-46
« 12-27-1944	vs Baylor	W	63-16
« 12-28-1944	vs Rice	W	42-28
« 12-29-1944	vs Arkansas	W	43-34
01-06-1945	at Norman NAS	L	31-34
* 01-12-1945	vs Arkansas	L	38-41
o 01-13-1945	vs Arkansas	W	49-40
01-19-1945	FREDERICK AAF	W	66-37
01-22-1945	PHILLIPS	W	89-28
01-26-1945	PENTATHLON MILITAR	W	86-27
01-30-1945	at Oklahoma	W	45-31
o 02-01-1945	vs Wyoming	W	53-28
o 02-03-1945	vs Wyoming	W	39-31
02-07-1945	LIBERAL (KAN.) AAF	W	58-35
02-10-1945	at DePaul	L	46-48
02-15-1945	NORMAN NAS	W	41-29
02-19-1945	WILL ROGERS AAF	W	58-29
02-22-1945	OKLAHOMA	W	23-17
o 02-24-1945	vs TCU	W	60-26
02-28-1945	at Tulsa	W	46-23
03-06-1945	NORMAN NAS	W	73-42
03-12-1945	OKC AIR DEPOT	W	84-30
03-14-1945	TULSA	W	78-27
^ 03-23-1945	vs Utah	W	62-37
^ 03-24-1945	vs Arkansas	W	68-41
∞ 03-27-1945	vs New York	W	49-45
@ 03-29-1945	vs DePaul	W	52-44

~ Buffalo, N.Y.; \* Little Rock, Ark.; o El Dorado, Ark.

o Wichita, Kan.; o Oklahoma City, Okla.

^ NCAA Regional • Kansas City, Mo.

∞ NCAA Finals • New York, N.Y.

@ Red Cross Benefit • New York, N.Y.

**1945-46**

12-01-1945	TINKER FIELD	W	56-17
12-05-1945	DEPAUL	L	42-46
~ 12-08-1945	vs Westminster (Pa.)	W	45-23
12-12-1945	at Long Island	W	49-33
12-15-1945	at Temple	W	38-36
« 12-26-1945	vs Texas	W	69-34
« 12-27-1945	vs Kansas	W	46-28
« 12-28-1945	vs Baylor	W	65-46
* 01-11-1946	vs Creighton	W	53-34
* 01-15-1946	WICHITA STATE	W	52-41
01-19-1946	FORT RILEY	W	64-43
o 01-25-1946	vs Wyoming	W	34-24
o 01-26-1946	vs Wyoming	W	40-24
* 01-29-1946	TULSA	W	53-22
* 02-01-1946	at St. Louis	W	39-27
* 02-02-1946	at Washington (St. Louis)	W	60-35
02-08-1946	at DePaul	W	46-38
o 02-09-1946	vs Bowling Green	L	37-48
* 02-12-1946	at Tulsa	W	38-16
02-15-1946	ARKANSAS	W	53-29
o 02-16-1946	vs Arkansas	W	46-31
* 02-21-1946	vs Washington (St. Louis)	W	71-26
* 02-22-1946	ST. LOUIS	W	86-33
* 02-26-1946	at Wichita State	W	35-24
* 03-01-1946	DRAKE	W	51-34
03-06-1946	OKLAHOMA	W	47-41
* 03-08-1946	at Drake	W	65-25
* 03-09-1946	at Creighton	W	45-24
03-13-1946	at Oklahoma	W	50-34
^ 03-18-1946	vs Kansas	W	49-38
^ 03-22-1946	vs Baylor	W	44-29
^ 03-23-1946	vs California	W	52-35
∞ 03-26-1946	vs North Carolina	W	43-40

\* Missouri Valley Conference game

~ Buffalo, N.Y.; \* Little Rock, Ark.; o Chicago, Ill.

o Wichita, Kan.; o Oklahoma City, Okla.; § Tulsa, Okla.

« All-College Tournament • Oklahoma City, Okla.

^ NCAA District/Regional • Kansas City, Mo.

∞ NCAA Finals • New York, N.Y.

**1946-47**

12-02-1946	TEXAS WESLEYAN	W	35-30
12-03-1946	TEXAS TECH	W	39-33
12-07-1946	at Canisius	W	40-32
12-12-1946	at Long Island	L	46-47
12-14-1946	at Temple	W	43-34
~ 12-20-1946	vs Kansas	W	47-37
12-23-1946	ST. MARY'S (CALIF.)	W	34-33
« 12-26-1946	vs Rice	W	61-39
« 12-27-1946	vs Texas	W	40-39
« 12-28-1946	vs Kansas	W	42-39
o 12-30-1946	vs Kentucky	W	37-31
* 01-10-1947	ST. LOUIS	L	20-38
* 01-11-1947	WASHINGTON (ST. LOUIS)	W	46-31
* 01-17-1947	at Wichita State	W	47-38
o 01-22-1947	vs Arkansas	W	42-38
o 01-24-1947	vs Arkansas	W ot	49-44
01-28-1947	at Oklahoma	W ot	47-42
01-31-1947	at DePaul	W	44-37
02-01-1947	at Loyola (Ill.)	L	31-34
* 02-07-1947	at Drake	L	34-42
* 02-08-1947	at Creighton	L	31-40
02-10-1947	KANSAS	W	33-31
* 02-14-1947	at Washington (St. Louis)	W	34-23
* 02-15-1947	at St. Louis	L	29-31
* 02-18-1947	WICHITA STATE	W	57-28
o 02-21-1947	vs TCU	W	70-26
o 02-24-1947	at Kansas	L	34-37
* 02-28-1947	CREIGHTON	W	52-24
* 03-01-1947	DRAKE	W	50-35
* 03-05-1947	at Tulsa	W	55-20
* 03-08-1947	TULSA	W	57-31
03-11-1947	OKLAHOMA	L ot	41-48

\* Missouri Valley Conference game

~ Kansas City, Mo.; o New Orleans, La.

o Little Rock, Ark.; o Oklahoma City, Okla.

« All-College Tournament • Oklahoma City, Okla.

RESULTS

LIFE AS A COWBOY

PLAYERS

COACHES

HISTORY

ALMANAC

YEAR IN REVIEW

MEDIA INFORMATION



# OKLAHOMA STATE BASKETBALL COWBOYS 2007-08

RESULTS

ALMANAC

## 1947-48

12-04-1947	CENTRAL OKLAHOMA	W	52-23
12-06-1947	CULVER-STOCKTON	W	51-28
12-11-1947	at Long Island	W	52-37
12-13-1947	at Temple	W	56-49
B 12-18-1947	vs Iowa State	W	44-33
B 12-19-1947	vs Nebraska	W	47-46
B 12-20-1947	vs Kansas State	L	43-50
◀ 12-29-1947	vs Hamline	W	46-30
◀ 12-30-1947	vs Baylor	W	22-21
◀ 12-31-1947	vs Texas	W	32-31
* 01-06-1948	TULSA	W	49-25
* 01-10-1948	at St. Louis	W	33-30
° 01-15-1948	vs Mississippi	W	52-34
01-21-1948	at Kansas	W	47-35
* 01-26-1948	WICHITA STATE	W	60-22
01-29-1948	at DePaul	L	31-32
01-31-1948	at Loyola (Ill.)	W	43-35
* 02-02-1948	at Tulsa	W	42-27
02-05-1948	OKLAHOMA	W	45-30
* 02-07-1948	DRAKE	W	85-29
* 02-09-1948	CREIGHTON	W	35-15
02-12-1948	at Colorado	W ot	32-30
* 02-16-1948	ST. LOUIS	W	47-38
* 02-21-1948	at Wichita State	W	41-29
02-24-1948	at Oklahoma	L	28-37
* 02-28-1948	at Creighton	W	36-27
* 03-01-1948	at Drake	W	48-38
03-04-1948	KANSAS	W	37-25
03-13-1948	COLORADO	W	57-47
^ 03-15-1948	vs Kansas State	L	34-43

\* Missouri Valley Conference game  
 B Big Six Tournament • Kansas City, Mo.  
 ◊ All-College Tournament • Oklahoma City, Okla.  
 ° Memphis, Tenn.  
 ^ NCAA District • Kansas City, Mo.

## 1948-49

12-04-1948	ARKANSAS	W	53-28
12-11-1948	at Saint Joseph's	L	43-46
12-14-1948	at Long Island	W	46-38
12-20-1948	BAYLOR	W	56-40
12-23-1948	at Arkansas	W	50-45
◀ 12-27-1948	vs Texas Tech	W	47-26
◀ 12-28-1948	vs Alabama	W	44-31
◀ 12-29-1948	vs Baylor	W	39-36
01-05-1949	DEPAUL	L	32-39
* 01-08-1949	DRAKE	W	43-26
* 01-10-1949	BRADLEY	W	64-30
* 01-20-1949	ST. LOUIS (5/1)	W ot	29-27
01-29-1949	at DePaul (3/16)	W	37-26
* 02-01-1949	at Tulsa (3/NR)	W	69-31
02-04-1949	LONG ISLAND (3/NR)	W	55-33
* 02-07-1949	at Drake (3/NR)	W	43-35
02-08-1949	at Northwest Missouri State (3/NR)	W	44-28
02-11-1949	at Oklahoma (3/NR)	L	41-54
* 02-14-1949	TULSA (3/NR)	W	58-35
* 02-19-1949	at Wichita State (3/NR)	W	39-37
02-23-1949	OKLAHOMA (3/NR)	W	46-36
* 02-26-1949	at St. Louis (3/2)	W	40-37
* 02-28-1949	at Bradley (3/10)	L	31-35
* 03-03-1949	WICHITA STATE (2/NR)	W	60-36
^ 03-16-1949	vs Nebraska (2/NR)	W	53-35
^ 03-18-1949	Wyoming (2/1)	W	40-39
^ 03-19-1949	vs Oregon State (2/NR)	W	55-30
∞ 03-26-1949	vs Kentucky (2/1)	L	36-46

\* Missouri Valley Conference game  
 ◊ All-College Tournament • Oklahoma City, Okla.  
 ^ NCAA District/Regional • Kansas City, Mo.  
 ∞ NCAA Finals • New York, N.Y.

## 1949-50

12-03-1949	ARKANSAS	W	43-41
12-06-1949	LOYOLA (ILL.)	W	48-40
12-07-1949	TEXAS A&M	W	55-34
12-10-1949	at Saint Joseph's	W	57-47
12-13-1949	at Long Island	L	31-38
◊ 12-22-1949	vs Arkansas	W	44-36
◊ 12-27-1949	vs Vanderbilt	W	62-61
◊ 12-28-1949	vs Oklahoma City	L	35-37
◊ 12-29-1949	vs Arkansas	W	57-33
01-04-1950	DEPAUL	L	40-41
* 01-07-1950	at Wichita State	L	37-38
* 01-16-1950	DRAKE	W	56-27
01-18-1950	OKLAHOMA	W	45-37
* 01-21-1950	at Tulsa	W	47-33
01-26-1950	at DePaul	W	53-45
01-30-1950	at Loyola (Ill.)	L	31-41
* 02-04-1950	at St. Louis (19/NR)	L	29-41
* 02-06-1950	at Drake (19/NR)	W	51-49
02-08-1950	PITTSBURGH	W	43-34
* 02-11-1950	at Detroit	L	39-40
* 02-13-1950	at Bradley (NR/2)	L	46-59
* 02-17-1950	DETROIT	W	39-27
* 02-21-1950	WICHITA STATE	W	49-40
* 02-23-1950	TULSA	W	34-27
* 02-25-1950	BRADLEY (NR/1)	L	35-42
03-01-1950	at Oklahoma	W	48-37
* 03-04-1950	ST. LOUIS	W	37-35

\* Missouri Valley Conference game  
 ◊ All-College Tournament • Oklahoma City, Okla.

## 1950-51

12-04-1950	at West Texas A&M	W	62-32
12-06-1950	DEPAUL	W	60-53
12-08-1950	ARKANSAS	W	55-53
12-14-1950	at Arkansas	W	44-33
12-16-1950	SMU	W	51-45
12-19-1950	at California (5/NR)	W	36-35
12-21-1950	at USC (5/NR)	W	50-48
12-22-1950	at Loyola Marymount (5/NR)	W	62-48
° 12-23-1950	vs California (5/NR)	W	58-46
◊ 12-29-1950	vs Baylor (3/NR)	W	75-38
◊ 12-30-1950	vs Texas (3/NR)	W	47-38
◊ 12-31-1950	vs Arkansas (3/NR)	W	54-41
* 01-08-1951	WICHITA STATE (2/NR)	W	64-45
* 01-11-1951	at Tulsa (2/NR)	W	40-38
* 01-13-1951	at Drake (2/NR)	W	72-70
* 01-17-1951	ST. LOUIS (1/8)	W	55-44
01-20-1951	at Oklahoma (1/NR)	L	40-44
* 01-26-1951	at Bradley (3/4)	W ot	49-48
01-27-1951	at DePaul (3/NR)	W	73-57
02-05-1951	at Kansas (2/20)	W	46-41
02-08-1951	OKLAHOMA (2/NR)	W	48-45
* 02-10-1951	DRAKE (2/NR)	W	60-46
* 02-14-1951	TULSA (2/NR)	W	61-39
* 02-17-1951	DETROIT (2/NR)	W	62-37
* 02-21-1951	at Houston (2/NR)	W	61-52
* 02-24-1951	at Wichita State (2/NR)	W	61-50
* 02-26-1951	BRADLEY (2/7)	L	50-51
* 03-03-1951	at St. Louis (2/10)	W	50-29
* 03-05-1951	at Detroit (2/NR)	L	52-62
* 03-07-1951	HOUSTON (2/NR)	W	57-39
03-10-1951	KANSAS (2/NR)	L	27-37
^ 03-22-1951	vs Montana State (2/NR)	W	50-46
^ 03-23-1951	vs Washington (2/15)	W	61-57
^ 03-24-1951	vs Kansas State (2/4)	L	44-68
∞ 03-27-1951	vs Illinois (2/5)	L	46-61

\* Missouri Valley Conference game  
 ° San Francisco, Calif.  
 ◊ All-College Tournament • Oklahoma City, Okla.  
 ^ NCAA Regional • Kansas City, Mo.  
 ∞ NCAA Consolation Finals • Minneapolis, Minn.

## 1951-52

12-08-1951	NEW MEXICO STATE	W 2ot	45-43
12-11-1951	at SMU (13/NR)	W ot	50-45
◊ 12-13-1951	vs Loyola Marymount (13/NR)	W	73-43
12-14-1951	LOYOLA MARYMOUNT (13/NR)	W	60-44
12-18-1951	USC (13/NR)	L	44-46
° 12-19-1951	vs USC (13/NR)	W	58-47
◊ 12-27-1951	vs San Francisco	W	53-41
◊ 12-28-1951	vs Oklahoma City	L	38-46
◊ 12-29-1951	vs Idaho	W	52-42
01-04-1952	DEPAUL	W	52-49
01-08-1952	OKLAHOMA	W	49-40
* 01-11-1952	HOUSTON	W	71-44
* 01-17-1952	at Wichita State	W	49-45
* 01-26-1952	at St. Louis (NR/8)	L	40-48
01-30-1952	KANSAS (NR/4)	W	49-45
* 02-04-1952	at Detroit	L	42-44
* 02-07-1952	at Tulsa (16/NR)	L	33-46
02-09-1952	at DePaul (16/NR)	L	50-53
* 02-11-1952	at Bradley (16/NR)	W	61-59
02-16-1952	at Oklahoma	L 3ot	61-65
02-19-1952	at Kansas (NR/7)	L	46-66
* 02-23-1952	DETROIT	W	67-38
* 02-25-1952	BRADLEY	W	54-34
* 03-01-1952	WICHITA STATE	W	47-34
* 03-03-1952	TULSA	W	39-33
* 03-06-1952	ST. LOUIS (NR/5)	W	62-45
* 03-08-1952	at Houston	W	57-43

\* Missouri Valley Conference game  
 ◊ Oklahoma City, Okla.  
 ° Tulsa, Okla.

◊ All-College Tournament • Oklahoma City, Okla.

## 1952-53

12-03-1952	at New Mexico State	W	55-29
12-04-1952	at New Mexico State	W	54-39
12-06-1952	at Eastern New Mexico	W	70-38
12-10-1952	CREIGHTON	W	68-57
12-13-1952	TEXAS TECH	W	77-41
12-17-1952	DEPAUL (5/NR)	W	62-51
12-20-1952	vs Colorado (5/NR)	L	55-56
12-22-1952	COLORADO (5/NR)	W	81-67
◊ 12-29-1952	vs Penn State (9/NR)	W	68-61
◊ 12-29-1952	vs Oklahoma City (9/16)	W	75-58
◊ 12-30-1952	vs Idaho (7/NR)	W	51-49
01-08-1953	at Kansas (5/NR)	L	53-65
* 01-12-1953	at Detroit (5/NR)	W	57-50
01-17-1953	at Oklahoma (9/NR)	W	70-59
01-24-1953	at DePaul (7/NR)	L	47-58
* 01-28-1953	WICHITA STATE (8/NR)	W	73-59
* 01-30-1953	TULSA (8/20)	W	47-45
* 02-02-1953	DETROIT (8/NR)	W	67-58
* 02-07-1953	ST. LOUIS (9/NR)	W ot	60-58
* 02-12-1953	at Wichita State (6/NR)	L	62-73
02-14-1953	BRADLEY (6/NR)	W	71-55
* 02-18-1953	at Houston (7/NR)	L	46-50
* 02-21-1953	at Tulsa (7/NR)	W	66-51
02-23-1953	KANSAS (7/10)	W	79-58
02-28-1953	at Bradley (7/NR)	L	53-59
* 03-02-1953	at St. Louis (7/NR)	W	51-50
* 03-05-1953	HOUSTON (7/NR)	W	68-48
03-10-1953	OKLAHOMA (6/NR)	W	65-57
^ 03-13-1953	vs TCU (6/NR)	W	71-54
^ 03-14-1953	vs Kansas (6/5)	L	55-61

\* Missouri Valley Conference game  
 ◊ All-College Tournament • Oklahoma City, Okla.  
 ^ NCAA Regional • Manhattan, Kan.





**1953-54**

12-01-1953	HARDIN-SIMMONS	W	85-40
12-02-1953	TEXAS	W	54-37
12-07-1953	at Texas	W	62-60
12-10-1953	at Minnesota (4/12)	L	56-57
12-12-1953	at Colorado (4/NR)	W	58-55
12-14-1953	at Colorado (4/NR)	W	70-57
12-16-1953	at Oklahoma (7/NR)	W	65-46
12-18-1953	UTAH (7/NR)	W	71-44
12-21-1953	at Illinois (7/4)	W	ot 65-60
12-23-1953	USC (5/NR)	W	52-49
« 12-28-1953	vs Mississippi (5/NR)	W	59-42
« 12-30-1953	vs Oklahoma City (5/11)	W	65-50
« 12-30-1953	vs Santa Clara (5/NR)	W	67-56
* 01-09-1954	HOUSTON (4/NR)	W	76-61
* 01-12-1954	KANSAS (4/11)	W	54-50
* 01-16-1954	at Tulsa (4/NR)	W	46-40
* 01-23-1954	at North Texas (5/NR)	W	66-51
* 01-25-1954	at Houston (5/NR)	W	76-61
* 02-04-1954	at Wichita State (5/14)	W	59-51
* 02-08-1954	at Detroit (5/NR)	W	ot 66-65
* 02-10-1954	at St. Louis (4/NR)	W	59-53
* 02-13-1954	OKLAHOMA (4/NR)	L	60-63
* 02-20-1954	DETROIT (5/NR)	W	79-58
* 02-24-1954	WICHITA STATE (5/14)	L	66-67
* 02-26-1954	at Kansas (5/17)	L	55-66
* 03-02-1954	TULSA (6/NR)	W	77-46
* 03-06-1954	ST. LOUIS (6/NR)	W	63-51
^03-12-1954	RICE (5/NR)	W	51-45
^03-13-1954	BRADLEY (5/NR)	L	57-71

\* Missouri Valley Conference game  
« All-College Tournament • Oklahoma City, Okla.  
^ NCAA Regional • Stillwater, Okla.

**1954-55**

12-02-1954	HOWARD PAYNE	W	81-44
12-04-1954	at Texas	W	64-63
12-08-1954	TEXAS (11/NR)	W	77-49
12-11-1954	ILLINOIS (11/14)	L	53-59
° 12-13-1954	vs Texas Tech (11/NR)	L	48-49
12-15-1954	at Wyoming	L	43-50
12-18-1954	MINNESOTA	W	62-54
« 12-20-1954	vs George Washington (NR/11)	L	46-56
« 12-21-1954	vs Wyoming	L	50-52
« 12-22-1954	vs Houston	L	48-57
* 01-08-1955	DETROIT	L	59-62
* 01-11-1955	WICHITA STATE	W	69-53
* 01-15-1955	NORTH TEXAS	W	79-52
* 01-26-1955	at Houston	L	58-60
* 01-29-1955	TULSA	L	44-47
* 02-02-1955	ST. LOUIS	W	67-54
* 02-05-1955	at Detroit	W	75-69
* 02-11-1955	OKLAHOMA	L	50-59
* 02-14-1955	at Kansas	L	42-50
* 02-16-1955	at Tulsa (NR/19)	W	62-52
* 02-19-1955	HOUSTON	W	58-47
* 02-22-1955	at Wichita State	L	39-41
* 02-27-1955	KANSAS	W	63-49
* 03-02-1955	at Oklahoma	W	38-34
* 03-05-1955	at St. Louis	L	59-71

\* Missouri Valley Conference game  
° Goodwill, Okla.  
« All-College Tournament • Oklahoma City, Okla.

**1955-56**

12-03-1955	TEXAS	L	56-59
12-05-1955	UTEP	W	51-40
12-08-1955	ARKANSAS	W	ot 70-66
12-10-1955	at Texas	W	61-58
12-12-1955	at Baylor	W	59-48
12-16-1955	WYOMING	W	58-45
12-20-1955	at Oklahoma	W	67-66
12-23-1955	BAYLOR	W	70-51
« 12-27-1955	vs Texas Tech	W	65-47
« 12-28-1955	vs Oklahoma City (NR/10)	L	ot 47-48
« 12-29-1955	vs Seattle	W	63-52
* 01-04-1956	KANSAS	L	62-65
* 01-10-1956	at Wichita State (20/NR)	W	61-54
* 01-14-1956	HOUSTON (20/NR)	W	63-44
* 01-28-1956	at Tulsa (20/NR)	L	42-46
* 01-31-1956	at Kansas	L	55-56
* 02-04-1956	at Detroit	L	51-61
* 02-06-1956	at St. Louis	W	65-63
* 02-09-1956	OKLAHOMA	W	68-42
* 02-13-1956	DETROIT	W	74-48
* 02-18-1956	at Houston (NR/18)	L	60-62
* 02-22-1956	TULSA	W	52-41
* 02-25-1956	at Bradley	L	43-46
* 02-28-1956	WICHITA STATE	W	ot 65-62
* 03-03-1956	ST. LOUIS (NR/19)	W	52-49
* 03-06-1956	BRADLEY	W	74-40
+03-17-1956	vs Duquesne	L	61-69

\* Missouri Valley Conference game  
« All-College Tournament • Oklahoma City, Okla.  
+ National Invitation Tournament • New York, N.Y.

**1956-57**

12-01-1956	BAYLOR	W	68-45
12-04-1956	at Baylor	W	52-51
12-07-1956	WASHINGTON	W	70-43
12-08-1956	WASHINGTON	L	44-49
12-10-1956	at Arkansas	W	59-50
12-14-1956	at Utah (19/NR)	W	73-59
12-15-1956	at Wyoming (19/NR)	W	63-55
* 12-22-1956	DETROIT (12/NR)	W	75-66
* 01-10-1957	BRADLEY (12/NR)	L	49-60
* 01-12-1957	at Houston (12/NR)	L	52-64
* 01-16-1957	OKLAHOMA (19/NR)	W	57-43
* 01-24-1957	WICHITA STATE	L	48-52
* 01-26-1957	at Loyola (Ill.)	W	68-58
* 01-29-1957	ST. LOUIS (20/NR)	L	45-49
* 02-04-1957	TULSA (20/NR)	W	50-42
* 02-08-1957	at Oklahoma	L	55-57
* 02-12-1957	at Kansas (NR/2)	L	52-62
* 02-16-1957	at Detroit	L	57-60
* 02-18-1957	at Drake	W	62-59
* 02-21-1957	KANSAS (NR/2)	W	56-54
* 02-23-1957	HOUSTON	W	76-62
* 02-25-1957	at Tulsa	W	44-43
* 02-28-1957	DRAKE (17/NR)	W	63-47
* 03-02-1957	at Wichita State (17/NR)	W	69-63
* 03-06-1957	at St. Louis (16/12)	L	58-74
* 03-08-1957	at Bradley (16/13)	W	68-53

\* Missouri Valley Conference game

**1957-58**

12-02-1957	KANSAS	L	56-63
12-07-1957	UTEP	W	65-43
12-13-1957	at Washington (18/NR)	W	46-39
12-14-1957	at Washington (18/NR)	W	43-39
12-17-1957	at Oklahoma City (16/NR)	W	57-50
12-20-1957	WYOMING (16/NR)	W	55-50
12-21-1957	NEW MEXICO STATE (16/NR)	W	72-55
01-02-1958	at Kansas (14/2)	W	ot 52-50
01-04-1958	DRAKE (14/NR)	W	74-65
01-06-1958	CINCINNATI (14/5)	W	61-57
01-11-1958	at Tulsa (8/NR)	W	51-43
01-14-1958	at Wichita State (7/17)	W	55-42
01-25-1958	at North Texas (7/NR)	W	66-44
01-27-1958	at Houston (7/NR)	L	64-70
02-01-1958	ST. LOUIS (6/NR)	W	65-34
02-05-1958	TULSA (6/NR)	W	64-46
02-08-1958	BRADLEY (6/11)	W	64-52
02-12-1958	at Oklahoma (6/NR)	W	70-50
02-15-1958	at Cincinnati (6/3)	L	59-71
02-17-1958	at Bradley (6/13)	L	43-57
02-20-1958	OKLAHOMA (8/20)	L	48-52
02-22-1958	HOUSTON (8/NR)	W	73-60
02-24-1958	NORTH TEXAS (8/NR)	W	63-52
03-01-1958	at Drake (13/NR)	L	54-61
03-03-1958	at St. Louis (13/NR)	L	53-54
03-08-1958	WICHITA STATE (18/NR)	W	74-50
^03-11-1958	LOYOLA MARYMOUNT (19/NR)	W	59-42
+03-14-1958	vs Arkansas (19/NR)	W	65-40
+03-15-1958	vs Kansas State (19/3)	L	57-69

^ NCAA District • Stillwater, Okla.  
+ NCAA Regional • Lawrence, Kan.

**1958-59**

12-04-1958	UTEP	W	41-37
12-10-1958	at Texas (20/NR)	W	66-39
12-11-1958	at Baylor (20/NR)	L	37-43
12-16-1958	at Tulsa	L	50-71
« 12-19-1958	vs West Virginia (NR/7)	L	49-67
« 12-20-1958	vs Ohio State	W	63-59
« 12-22-1958	vs USC	W	66-54
° 12-26-1958	vs Nebraska	L	48-55
° 12-27-1958	vs Kansas	W	59-48
° 12-30-1958	vs Iowa State	L	62-64
* 01-05-1959	at Kansas	L	49-58
* 01-10-1959	at Nebraska	L	44-47
* 01-12-1959	at Colorado	L	52-65
* 01-24-1959	OKLAHOMA	W	57-38
* 01-31-1959	at Iowa State	L	47-48
* 02-04-1959	TEXAS	W	58-33
* 02-07-1959	NEBRASKA	W	54-39
* 02-10-1959	at Missouri	L	44-51
* 02-14-1959	at Kansas State (NR/3)	L	49-60
* 02-16-1959	IOWA STATE	W	59-54
* 02-21-1959	KANSAS STATE (NR/4)	L	50-62
* 02-24-1959	at Oklahoma	L	52-54
* 02-28-1959	MISSOURI	W	64-54
* 03-07-1959	COLORADO	W	66-51
* 03-10-1959	KANSAS	L	55-63

\* Big Eight Conference game  
° Kentucky Tournament • Lexington, Ky.  
° Big Eight Holiday Tournament • Kansas City, Mo.

RESULTS

LIFE AS A COWBOY

PLAYERS

COACHES

HISTORY

ALMANAC

YEAR IN REVIEW

MEDIA INFORMATION



1959-60

Table of basketball game results for the 1959-60 season, listing dates, opponents, scores, and game types.

\* Big Eight Conference game
B Big Eight Holiday Tournament • Kansas City, Mo.

1960-61

Table of basketball game results for the 1960-61 season, listing dates, opponents, scores, and game types.

\* Big Eight Conference game
c Blue Bonnett Tournament • Houston, Texas
B Big Eight Tournament • Kansas City, Mo.

1961-62

Table of basketball game results for the 1961-62 season, listing dates, opponents, scores, and game types.

\* Big Eight Conference game
B Big Eight Holiday Tournament • Kansas City, Mo.

1962-63

Table of basketball game results for the 1962-63 season, listing dates, opponents, scores, and game types.

\* Big Eight Conference game
c Long Beach Tournament • Long Beach, Calif.
B Big Eight Holiday Tournament • Kansas City, Mo.

1963-64

Table of basketball game results for the 1963-64 season, listing dates, opponents, scores, and game types.

\* Big Eight Conference game
B Big Eight Holiday Tournament • Kansas City, Mo.

1964-65

Table of basketball game results for the 1964-65 season, listing dates, opponents, scores, and game types.

\* Big Eight Conference game
c Vanderbilt Tournament • Nashville, Tenn.
B Big Eight Holiday Tournament • Kansas City, Mo.
^ NCAA Regional • Manhattan, Kan.



**1965-66**

◇ 12-01-1965 vs St. Louis	L	57-61
12-07-1965 at Arkansas	L	52-55
12-09-1965 ARIZONA STATE	W	61-49
12-13-1965 TEXAS	L	51-56
12-16-1965 UC-SANTA BARBARA	W	59-37
12-17-1965 LAMAR	L	58-67
12-21-1965 ABILENE CHRISTIAN	L	52-67
β 12-27-1965 vs Oklahoma	L	36-58
β 12-29-1965 vs Missouri	L ot	63-65
β 12-30-1965 vs Colorado	L	49-50
* 01-03-1966 at Oklahoma	L	53-64
* 01-08-1966 KANSAS STATE	L	47-67
* 01-10-1966 COLORADO	L	55-61
* 01-22-1966 at Iowa State	L	61-76
* 01-29-1966 IOWA STATE	L	56-69
* 01-31-1966 MISSOURI	W	67-50
* 02-05-1966 NEBRASKA	L ot	41-45
* 02-07-1966 at Kansas State	L	44-50
* 02-12-1966 at Kansas (NR/7)	L	38-59
* 02-14-1966 at Colorado	L	52-63
* 02-19-1966 KANSAS (NR/7)	L	47-80
02-22-1966 SOUTHERN ILLINOIS	L	60-69
* 02-28-1966 at Missouri	W	68-51
* 03-05-1966 OKLAHOMA	L	53-69
* 03-07-1966 at Nebraska (NR/9)	L	64-85

◇ at Oklahoma City, Okla.

\* Big Eight Conference game

β Big Eight Holiday Tournament • Kansas City, Mo.

**1966-67**

◇ 12-01-1966 vs Creighton	L	76-78
12-03-1966 WYOMING	W	73-64
12-05-1966 SOUTH DAKOTA STATE	W ot	72-69
12-07-1966 ARKANSAS	L	46-51
12-10-1966 at Texas	L	70-76
12-12-1966 at Lamar	W	78-64
¢ 12-16-1966 vs Maryland	L	49-50
¢ 12-17-1966 vs Arkansas	W	50-43
β 12-27-1966 vs Iowa State	L	56-64
β 12-29-1966 vs Nebraska	L	64-73
β 12-30-1966 vs Missouri	W	77-74
* 01-07-1967 NEBRASKA	L	57-67
* 01-09-1967 at Iowa State	L	38-54
* 01-21-1967 KANSAS STATE	L	50-75
* 02-02-1967 COLORADO	L	42-49
* 02-04-1967 at Missouri	L	56-60
* 02-11-1967 at Oklahoma	L	60-67
* 02-13-1967 at Kansas (NR/7)	L	39-52
* 02-18-1967 MISSOURI	W	61-55
* 02-20-1967 KANSAS (NR/6)	L	50-60
* 02-25-1967 at Colorado	L	47-57
* 03-02-1967 IOWA STATE	L	71-84
* 03-04-1967 at Kansas State	L	49-51
* 03-06-1967 at Nebraska	L	71-88
* 03-11-1967 OKLAHOMA	W	65-63

\* Big Eight Conference game

◇ at Oklahoma City, Okla.

¢ Memphis State Tournament • Memphis, Tenn.

β Big Eight Holiday Tournament • Kansas City, Mo.

**1967-68**

12-01-1967 SAMFORD	W	76-61
12-05-1967 at Arkansas	W	61-54
12-08-1967 at Wyoming	L	62-72
12-11-1967 MACMURRAY	W	78-60
12-13-1967 TRINITY	W	58-55
12-16-1967 TEXAS	L	54-56
12-18-1967 WASHINGTON	W	67-65
¢ 12-21-1967 vs Arizona State	L	58-59
¢ 12-22-1967 vs Oregon State	L	48-49
β 12-28-1967 vs Kansas	W	79-67
β 12-29-1967 vs Nebraska	L	46-48
β 12-30-1967 vs Colorado	W	65-59
* 01-06-1968 KANSAS STATE	L	46-56
* 01-09-1968 at Oklahoma	L	58-61
* 01-13-1968 at Colorado	W	60-59
* 01-27-1968 at Iowa State	L	53-61
* 02-03-1968 NEBRASKA	L	62-63
* 02-05-1968 at Kansas	L	50-52
* 02-10-1968 at Missouri	W	57-40
* 02-12-1968 IOWA STATE	L	48-49
* 02-17-1968 COLORADO	W	70-68
* 02-19-1968 at Nebraska	L	73-82
* 02-24-1968 OKLAHOMA	L	53-56
* 03-02-1968 KANSAS	L	58-70
* 03-04-1968 MISSOURI	L	58-60
* 03-09-1968 at Kansas State	L	47-49

\* Big Eight Conference game

¢ Sun Devil Classic • Phoenix, Ariz.

β Big Eight Holiday Tournament • Kansas City, Mo.

**1968-69**

12-03-1968 ARKANSAS	W	73-68
12-09-1968 SOUTH DAKOTA STATE	W	72-67
12-11-1968 CAL STATE-FULLERTON	W	91-54
12-13-1968 at Washington	L	44-46
12-14-1968 at Washington	L	45-48
12-18-1968 at Texas-Pan American	L	62-66
12-19-1968 at Trinity	W	65-63
12-21-1968 at Texas	W	66-60
β 12-27-1968 vs Missouri	W	60-55
β 12-28-1968 vs Kansas State	W	60-52
β 12-30-1968 vs Kansas (NR/8)	L	45-56
* 01-04-1969 MISSOURI	W ot	61-60
* 01-06-1969 COLORADO	L	68-78
* 01-20-1969 at Iowa State	L	56-58
* 01-27-1969 at Nebraska	W	76-52
* 02-01-1969 KANSAS STATE	W	64-59
* 02-03-1969 at Kansas (NR/15)	L	48-64
* 02-08-1969 at Missouri	L	52-73
* 02-10-1969 KANSAS (NR/13)	L	41-45
* 02-15-1969 OKLAHOMA	W ot	55-52
* 02-17-1969 at Colorado (NR/14)	L	66-73
* 02-22-1969 at Kansas State	L	50-58
* 03-01-1969 at Oklahoma	L ot	59-61
* 03-06-1969 NEBRASKA	W	72-63
* 03-08-1969 IOWA STATE	L	49-51

\* Big Eight Conference game

β Big Eight Holiday Tournament • Kansas City, Mo.

**1969-70**

12-02-1969 ABILENE CHRISTIAN	W	61-51
12-05-1969 at Arkansas	W	80-67
12-06-1969 LAMAR	W	66-60
12-08-1969 MACMURRAY	W	96-73
12-09-1969 TRINITY	W	80-78
12-15-1969 TEXAS-PAN AMERICAN	W	79-64
12-17-1969 TEXAS	W	54-51
¢ 12-19-1969 vs Texas-Arlington	W	61-53
¢ 12-20-1969 at TCU	W	69-59
β 12-26-1969 vs Kansas State	L	49-51
β 12-29-1969 vs Kansas	L	56-72
β 12-30-1969 vs Iowa State	L 2ot	84-87
* 01-05-1970 at Kansas State	L	56-72
* 01-10-1970 MISSOURI	L ot	56-60
* 01-24-1970 at Colorado	W	65-62
* 01-26-1970 KANSAS STATE	L	60-71
* 01-31-1970 at Iowa State	L	61-75
* 02-02-1970 NEBRASKA	W	81-58
* 02-07-1970 at Oklahoma	L	57-62
* 02-09-1970 at Kansas	L	58-69
* 02-14-1970 COLORADO	W	64-57
* 02-16-1970 IOWA STATE	W	72-62
* 02-21-1970 at Missouri	L	61-72
* 02-28-1970 KANSAS	L	58-78
* 03-02-1970 at Nebraska	L	55-61
* 03-07-1970 OKLAHOMA	W	77-61

\* Big Eight Conference game

¢ Texas Classic • Fort Worth, Texas

β Big Eight Holiday Tournament • Kansas City, Mo.

**1970-71**

12-04-1970 at Oregon State	L	63-69
° 12-05-1970 vs Oregon State	L	76-84
12-07-1970 ARKANSAS	W	67-65
12-09-1970 MEMPHIS	W 2ot	93-87
12-12-1970 at Baylor	W ot	79-72
12-14-1970 at Texas	L	71-72
¢ 12-18-1970 vs Connecticut	W	80-64
¢ 12-19-1970 at Louisiana-Lafayette	L	71-88
β 12-28-1970 vs Nebraska	L	58-71
β 12-29-1970 vs Kansas State	L	64-67
β 12-30-1970 vs Missouri	L	60-72
* 01-09-1971 at Iowa State	L	63-73
* 01-11-1971 ARKANSAS STATE	W	65-60
* 01-18-1971 COLORADO	L	59-62
* 01-23-1971 at Kansas (NR/5)	L	55-90
* 01-30-1971 at Nebraska	L	59-80
* 02-01-1971 MISSOURI	L	55-63
* 02-06-1971 at Oklahoma	L	53-69
* 02-08-1971 at Kansas State	W	51-50
* 02-13-1971 KANSAS (NR/5)	L	50-63
* 02-20-1971 NEBRASKA	L	55-57
* 02-24-1971 at Missouri	L ot	67-69
* 02-27-1971 KANSAS STATE	L	58-69
* 03-05-1971 IOWA STATE	W	69-63
* 03-08-1971 OKLAHOMA	L	74-80
* 03-11-1971 at Colorado	L	68-90

\* Big Eight Conference game

° Portland, Ore.

¢ Bayou Classic • Lafayette, La.

β Big Eight Holiday Tournament • Kansas City, Mo.

RESULTS

LIFE AS A COWBOY

PLAYERS

COACHES

HISTORY

ALMANAC

YEAR IN REVIEW

MEDIA INFORMATION



**1971-72**

12-02-1971	CAL POLY-POMONA	W	68-65
12-04-1971	at Memphis	L	68-84
12-10-1971	OREGON STATE	L	72-76
12-11-1971	OREGON STATE	L	56-70
12-13-1971	at Arkansas	L	76-90
12-15-1971	BYU (NR/6)	L	74-84
B 12-27-1971	vs Colorado	L	62-83
B 12-29-1971	vs Nebraska	L	56-64
B 12-30-1971	vs Kansas	W	66-65
01-03-1972	at Arkansas State	L	76-88
01-05-1972	BAYLOR	L	64-68
* 01-08-1972	at Nebraska	L	59-73
01-11-1972	at Texas	L	61-67
* 01-15-1972	at Kansas	L	58-85
* 01-17-1972	MISSOURI (NR/18)	L	67-74
* 01-22-1972	KANSAS STATE	L	64-66
* 01-24-1972	at Oklahoma	L	68-82
* 01-26-1972	NEBRASKA	L	63-64
* 01-29-1972	at Iowa State	L	72-75
* 02-07-1972	COLORADO	W	72-53
* 02-12-1972	at Missouri (NR/17)	L	64-80
* 02-19-1972	OKLAHOMA	L	73-80
* 02-21-1972	at Kansas State	L	52-74
* 03-01-1972	IOWA STATE	L	62-64
* 03-04-1972	KANSAS	W	76-72
* 03-08-1972	at Colorado	L	59-71

\* Big Eight Conference game

B Big Eight Holiday Tournament • Kansas City, Mo.

**1972-73**

11-25-1972	NW MISSOURI STATE	W	76-72
11-29-1972	CAL STATE-FULLERTON	L	55-56
12-01-1972	at Oklahoma City	L	0-90
12-04-1972	TAMU-CORPUS CHRISTI	W	96-83
¢ 12-06-1972	vs Texas A&M	L ot	64-67
12-09-1972	at Texas	L	66-86
12-11-1972	at Baylor	L	60-63
12-13-1972	at BYU (NR/17)	L	69-96
B 12-28-1972	vs Oklahoma (NR/19)	L ot	62-69
B 12-29-1972	vs Colorado	W	66-61
B 12-30-1972	vs Nebraska	W	75-73
01-06-1973	SAINT LOUIS	L	55-78
* 01-08-1973	at Iowa State	L	59-73
* 01-13-1973	at Nebraska	W	68-55
* 01-20-1973	IOWA STATE	L	74-86
* 01-22-1973	at Colorado	L	68-72
* 01-27-1973	at Kansas State (NR/18)	L	64-74
* 01-30-1973	MISSOURI (NR/7)	L	73-85
* 02-10-1973	OKLAHOMA	L	78-83
* 02-17-1973	at Kansas	L	66-75
* 02-19-1973	NEBRASKA	L	64-76
* 02-24-1973	COLORADO	W	70-66
* 02-26-1973	KANSAS STATE (NR/13)	L	67-91
* 03-03-1973	at Missouri (NR/13)	L	73-79
* 03-05-1973	KANSAS	W ot	94-87
* 03-10-1973	at Oklahoma	L	78-86

\* Big Eight Conference game

¢ Tulsa, Okla.

B Big Eight Holiday Tournament • Kansas City, Mo.

**1973-74**

◇ 11-30-1973	vs Tulsa	W	72-54
12-04-1973	at St. Louis	L	48-54
12-06-1973	at Alabama (NR/18)	L	73-96
12-08-1973	NEBRASKA-OMAHA	W	90-65
12-10-1973	TEXAS	W	83-73
12-12-1973	HARDIN-SIMMONS	W	79-73
¢ 12-21-1973	vs Arizona State	W ot	77-72
¢ 12-22-1973	at New Mexico State	L	56-85
B 12-27-1973	vs Iowa State	L	50-73
B 12-28-1973	vs Nebraska	L	62-69
B 12-29-1973	vs Oklahoma	L	73-91
01-07-1974	BAYLOR	W	70-51
* 01-12-1974	COLORADO	L	65-67
* 01-14-1974	KANSAS STATE	L	69-72
* 01-19-1974	at Kansas	L	66-68
* 01-21-1974	at Colorado	L	67-90
* 01-26-1974	NEBRASKA	W	79-66
* 02-02-1974	at Iowa State	L	75-78
* 02-04-1974	at Kansas State	L	48-65
* 02-09-1974	KANSAS (NR/17)	L	71-80
* 02-16-1974	at Oklahoma	L	78-91
* 02-18-1974	MISSOURI	W	86-80
* 02-23-1974	at Nebraska	L	63-71
* 03-02-1974	at Missouri	L	81-87
* 03-04-1974	IOWA STATE	L	68-70
* 03-09-1974	OKLAHOMA	W	70-67

\* Big Eight Conference game

◇ Oklahoma City, Okla.

¢ Roadrunner Classic • Las Cruces, N.M.

B Big Eight Holiday Tournament • Kansas City, Mo.

**1974-75**

11-29-1974	at Oklahoma City	W	89-85
12-02-1974	ALABAMA (NR/11)	L	67-74
12-06-1974	at USC (NR/10)	L	88-107
12-07-1974	at UCLA (NR/2)	L	51-82
12-12-1974	at Texas	W	73-63
¢ 12-20-1974	vs Villanova	W	88-75
¢ 12-21-1974	at Kentucky (NR/20)	L	65-90
B 12-26-1974	vs Kansas	L	68-88
B 12-28-1974	vs Oklahoma (NR/18)	L	70-79
B 12-30-1974	vs Colorado	W	101-73
01-03-1975	at Baylor	W	79-72
01-06-1975	TEXAS TECH	L	62-72
* 01-18-1975	at Iowa State	W	101-95
* 01-22-1975	MISSOURI	W	94-75
* 01-25-1975	at Kansas (NR/18)	L	60-71
* 01-29-1975	at Nebraska	L	58-73
* 02-01-1975	OKLAHOMA	W	74-65
* 02-05-1975	at Colorado	L	62-83
* 02-08-1975	KANSAS STATE	L	74-87
* 02-12-1975	at Missouri	L	66-76
* 02-15-1975	KANSAS	L	57-59
* 02-19-1975	IOWA STATE	W	95-70
* 02-22-1975	at Oklahoma	L	67-75
* 02-26-1975	NEBRASKA	L	58-59
* 03-05-1975	COLORADO	W	87-85
* 03-08-1975	at Kansas State	L	63-72

\* Big Eight Conference game

¢ Kentucky Invitational • Lexington, Ky.

B Big Eight Holiday Tournament • Kansas City, Mo.

**1975-76**

◇ 11-29-1975	vs Tulsa	L	59-75
12-01-1975	MINNESOTA-DULUTH	W	90-60
12-03-1975	TEXAS	W	88-73
12-06-1975	ORAL ROBERTS	W	74-62
12-11-1975	at West Texas A&M	L	62-63
12-13-1975	at Texas Tech	L	60-69
¢ 12-22-1975	vs Virginia	W	72-69
¢ 12-23-1975	at South Carolina	L	61-70
B 12-26-1975	vs Missouri	L	79-81
B 12-29-1975	vs Iowa State	W	88-71
B 12-30-1975	vs Nebraska	L	49-56
01-10-1976	MISSOURI-ST. LOUIS	W	86-74
* 01-17-1976	IOWA STATE	L ot	89-93
* 01-21-1976	at Missouri (NR/18)	L	67-88
* 01-24-1976	KANSAS	W	63-59
* 01-28-1976	NEBRASKA	L	48-52
* 01-31-1976	at Oklahoma	L	42-57
* 02-04-1976	COLORADO	W	85-76
* 02-07-1976	at Kansas State	L	55-60
* 02-11-1976	MISSOURI (NR/14)	L	71-72
* 02-14-1976	at Kansas	L	60-70
* 02-18-1976	at Iowa State	W	83-71
* 02-21-1976	OKLAHOMA	W	77-65
* 02-28-1976	at Nebraska	L	54-60
* 03-03-1976	at Colorado	L ot	83-86
* 03-06-1976	KANSAS STATE	L ot	78-82

\* Big Eight Conference game

◇ Oklahoma City, Okla.

¢ Carolina Classic • Columbia, S.C.

B Big Eight Holiday Tournament • Kansas City, Mo.

**1976-77**

11-27-1976	at Oklahoma City	W	67-57
11-29-1976	at Texas	L ot	73-74
12-04-1976	TULSA	W	86-81
12-06-1976	WEST TEXAS A&M	W	81-76
12-08-1976	ARKANSAS STATE	W	75-54
12-11-1976	at Oral Roberts	L	65-79
¢ 12-17-1976	vs Alabama (NR/7)	L	61-70
¢ 12-18-1976	at Dayton	L	68-78
B 12-27-1976	vs Kansas State	L	56-74
B 12-29-1976	vs Oklahoma	L	54-71
B 12-30-1976	vs Iowa State	W	56-50
01-05-1977	MISSOURI SOUTHERN	W	88-72
* 01-08-1977	OKLAHOMA	W	62-61
* 01-12-1977	at Kansas	L	60-62
* 01-15-1977	MISSOURI	L	68-73
* 01-19-1977	KANSAS STATE	L	67-72
* 01-22-1977	at Iowa State	L	56-62
* 01-26-1977	COLORADO	W	78-68
* 01-29-1977	at Nebraska	L	54-66
* 02-02-1977	KANSAS	L	58-60
* 02-05-1977	at Missouri	L	75-97
* 02-09-1977	at Oklahoma	L	51-63
* 02-12-1977	IOWA STATE	W	89-79
* 02-16-1977	at Kansas State	L	67-74
* 02-19-1977	at Colorado	L	52-63
* 02-23-1977	NEBRASKA	W	62-60
^ 02-26-1977	at Missouri	L	74-92

\* Big Eight Conference game

¢ Dayton Holiday Classic • Dayton, Ohio

B Big Eight Holiday Tournament • Kansas City, Mo.

^ Big Eight Postseason Tournament



### 1977-78

◇ 11-26-1977 vs Tulsa	W	77-69
11-28-1977 SOUTHWESTERN (TEXAS)	W	93-78
12-03-1977 COLLEGE OF SANTA FE	W	127-87
12-07-1977 TEXAS	L	87-108
◇ 12-09-1977 at Marshall	W	99-87
◇ 12-10-1977 vs Auburn	L	94-112
12-13-1977 ORAL ROBERTS	L	75-77
B 12-27-1977 vs Nebraska	L	58-70
B 12-29-1977 vs Colorado	W	71-65
B 12-30-1977 vs Missouri	L	75-87
-01-04-1978 vs Arkansas State	W	73-59
* 01-07-1978 at Oklahoma	L	63-71
* 01-11-1978 KANSAS (NR/10)	L	57-69
* 01-14-1978 at Missouri	L	70-85
* 01-18-1978 at Kansas State	L	59-62
* 01-21-1978 IOWA STATE	L	53-59
* 01-25-1978 at Colorado	W	70-64
* 01-28-1978 at Nebraska	L	57-63
* 02-01-1978 at Kansas (NR/8)	L	65-83
* 02-04-1978 MISSOURI	W	62-52
* 02-08-1978 OKLAHOMA	L	70-77
* 02-11-1978 at Iowa State	L	61-93
* 02-15-1978 KANSAS STATE	W	67-65
* 02-18-1978 COLORADO	W	79-68
* 02-25-1978 NEBRASKA	L	56-67
^ 02-28-1978 at Nebraska	L	63-71

\* Big Eight Conference game

◇ Oklahoma City, Okla.; ~ Little Rock, Ark.

◇ Marshall Tournament • Huntington, W.Va.

B Big Eight Holiday Tournament • Kansas City, Mo.

^ Big Eight Postseason Tournament

### 1978-79

11-30-1978 HAWAII	W	57-52
12-02-1978 at Tulsa	L	78-87
12-05-1978 TEXAS-PAN AMERICAN	W	90-78
12-09-1978 at Texas	L	70-85
12-11-1978 LONG BEACH STATE	L	91-94
12-12-1978 at Oral Roberts	W	70-69
◇ 12-15-1978 vs Texas Tech	L ot	83-85
◇ 12-16-1978 at Samford	W	104-76
B 12-27-1978 vs Colorado	L	64-66
B 12-29-1978 vs Missouri	W	63-58
B 12-30-1978 vs Iowa State	W	87-75
01-03-1979 ROOSEVELT	W	101-84
* 01-10-1979 at Missouri	W	73-63
* 01-13-1979 KANSAS	L	70-82
* 01-17-1979 at Oklahoma	L	59-64
* 01-20-1979 at Iowa State	L	70-72
* 01-24-1979 KANSAS STATE	L ot	73-77
* 01-27-1979 at Colorado	L	55-63
* 01-31-1979 NEBRASKA	W	66-57
* 02-02-1979 at Kansas	L	71-82
* 02-07-1979 OKLAHOMA	L	67-74
* 02-10-1979 MISSOURI	W	61-54
* 02-14-1979 at Kansas State	L	50-59
* 02-17-1979 IOWA STATE	W	73-58
* 02-21-1979 COLORADO	W	55-53
* 02-24-1979 at Nebraska	L	67-76
^ 02-27-1979 at Missouri	L	70-92

\* Big Eight Conference game

◇ Birmingham Classic • Birmingham, Ala.

B Big Eight Holiday Tournament • Kansas City, Mo.

^ Big Eight Postseason Tournament

### 1979-80

11-30-1979 TEXAS WESLEYAN	W	102-47
12-01-1979 HOUSTON BAPTIST	W	81-66
12-04-1979 TULSA	L	86-89
◇ 12-07-1979 at UNC-Charlotte	L	66-72
◇ 12-08-1979 vs Pennsylvania	W	91-76
12-11-1979 OKLAHOMA CITY	L	72-77
12-13-1979 at San Diego State	L	100-104
12-15-1979 at Long Beach State	L	67-102
12-22-1979 at Texas-Pan American	L	82-91
12-27-1979 ARKANSAS TECH	W	92-73
01-03-1980 HARDIN-SIMMONS	W	88-64
01-05-1980 STEPHEN F. AUSTIN	W	93-70
* 01-09-1980 KANSAS STATE	L	59-60
* 01-12-1980 COLORADO	L	56-58
* 01-16-1980 at Oklahoma	L	82-91
* 01-19-1980 MISSOURI (NR/15)	L	64-69
* 01-23-1980 at Nebraska	L ot	73-74
* 01-26-1980 at Iowa State	L	60-69
* 01-30-1980 KANSAS	W	71-67
* 02-02-1980 at Colorado	L	75-82
* 02-06-1980 OKLAHOMA	W	76-67
* 02-09-1980 at Kansas State	L	72-82
* 02-13-1980 NEBRASKA	W	83-68
* 02-16-1980 at Missouri (NR/14)	L	81-93
* 02-22-1980 IOWA STATE	W	69-67
* 02-23-1980 at Kansas	L ot	74-84
^ 02-26-1980 at Missouri (NR/11)	L	69-82

\* Big Eight Conference game

◇ First Union Invitational • Charlotte, N.C.

^ Big Eight Tournament

### 1980-81

12-02-1980 ORAL ROBERTS	W	86-80
12-06-1980 LOUISVILLE (NR/8)	W	72-71
12-08-1980 at Colorado State	W	79-64
12-10-1980 at Houston Baptist	W	78-75
◇ 12-12-1980 at Utah	L	73-89
◇ 12-13-1980 vs Loyola Marymount	W	87-81
12-20-1980 at Tulsa	L	86-88
◀ 12-28-1980 vs North Texas	W	93-85
◀ 12-29-1980 vs Alcorn State	W	86-85
◀ 12-30-1980 vs Idaho	W	94-83
01-03-1981 at Oklahoma City	W	100-93
01-07-1981 NEW ORLEANS	W	94-70
* 01-10-1981 COLORADO	W	84-67
* 01-17-1981 NEBRASKA	W	81-70
* 01-21-1981 at Kansas State	W	90-83
* 01-24-1981 IOWA STATE	W	81-75
* 01-28-1981 at Missouri	L	77-92
* 01-31-1981 OKLAHOMA	W	87-85
* 02-04-1981 KANSAS	W 3ot	76-73
* 02-07-1981 at Nebraska	L	54-62
* 02-11-1981 KANSAS STATE	L	70-73
* 02-14-1981 at Colorado	L	57-85
* 02-18-1981 MISSOURI	L	65-82
* 02-21-1981 at Iowa State	W	76-69
* 02-24-1981 at Oklahoma	W	100-88
* 02-28-1981 at Kansas	L	65-80
^ 03-03-1981 at Kansas	L	69-96

\* Big Eight Conference game

◇ Utah-Hilton Classic • Salt Lake City, Utah

◀ All-College Tournament • Oklahoma City, Okla.

^ Big Eight Tournament

### 1981-82

11-28-1981 ARKANSAS-MONTICELLO	W	82-47
11-30-1981 EAST CENTRAL	W	86-64
12-02-1981 at Oral Roberts	W	77-75
12-05-1981 COLORADO STATE	W ot	73-71
12-08-1981 TULSA (NR/14)	L	82-93
◇ 12-11-1981 vs Cornell	W	79-56
◇ 12-12-1981 at Marshall	L	65-67
+12-18-1981 vs Texas A&M	L	72-80
+12-19-1981 vs Georgia Tech	W	59-57
12-21-1981 CLEVELAND STATE	W	92-66
01-09-1982 at New Orleans	L	69-73
01-11-1982 at Texas-Arlington	W	63-55
* 01-13-1982 at Missouri (NR/2)	L	49-54
* 01-16-1982 at Kansas	L	72-77
* 01-20-1982 NEBRASKA	W	52-50
* 01-23-1982 at Colorado	W ot	95-90
* 01-27-1982 KANSAS STATE (NR/14)	W	56-53
* 01-30-1982 IOWA STATE	W	69-60
* 02-03-1982 at Oklahoma	L	72-75
* 02-06-1982 KANSAS	W	79-64
* 02-10-1982 at Nebraska	L	63-75
* 02-13-1982 MISSOURI (NR/4)	L	82-89
* 02-17-1982 at Kansas State (NR/18)	W	72-62
* 02-20-1982 COLORADO	W	82-70
* 02-24-1982 at Iowa State	L	64-71
* 02-27-1982 OKLAHOMA	L 2ot	74-79
^ 03-02-1982 at Nebraska	L	49-60

\* Big Eight Conference game

◇ Marshall Memorial • Huntington, W.Va.

+ Sun Bowl • El Paso, Texas

^ Big Eight Tournament

### 1982-83

11-30-1982 HOUSTON BAPTIST	W	73-51
12-02-1982 COLLEGE OF THE OZARKS	W	80-61
12-04-1982 DALLAS BAPTIST	W	83-56
12-07-1982 at Tulsa	W	93-75
12-11-1982 at Saint Louis	W	61-58
12-18-1982 at Louisville (NR/12)	L	66-67
◇ 12-20-1982 vs Michigan	W ot	78-70
◇ 12-21-1982 at Toledo	W	76-59
◀ 12-28-1982 vs Houston Baptist	W	50-39
◀ 12-29-1982 vs Oklahoma City	W	76-64
01-08-1983 TEXAS-ARLINGTON	W	90-83
01-11-1983 ORAL ROBERTS	W	108-82
01-15-1983 CENTENARY	W	78-65
* 01-19-1983 at Missouri (18/12)	L	63-84
* 01-22-1983 KANSAS (18/NR)	W	85-74
* 01-27-1983 at Oklahoma (20/NR)	L	80-81
* 01-29-1983 at Iowa State (20/NR)	L	64-73
* 02-01-1983 KANSAS STATE	W	71-47
* 02-05-1983 at Colorado	W 4ot	96-91
* 02-09-1983 NEBRASKA	W 2ot	71-63
* 02-12-1983 at Kansas	W	75-69
* 02-16-1983 OKLAHOMA (NR/19)	L	63-64
* 02-19-1983 MISSOURI (NR/12)	W	79-73
* 02-23-1983 at Kansas State	W	76-58
* 02-26-1983 IOWA STATE	W	78-70
* 03-02-1983 COLORADO	W	75-73
* 03-05-1983 at Nebraska	L	68-77
-03-08-1983 KANSAS STATE	W	75-61
^ 03-11-1983 vs Kansas	W	90-83
^ 03-13-1983 vs Missouri (NR/12)	W 2ot	93-92
+03-18-1983 vs Princeton (19/NR)	L	53-56

\* Big Eight Conference game

◇ Blade Classic • Toledo, Ohio

◀ All-College Tournament • Oklahoma City, Okla.

~ Big Eight Tournament

^ Big Eight Tournament • Kansas City, Mo.

+ NCAA West Regional • Corvallis, Ore.



1983-84

Table of basketball games for the 1983-84 season, listing dates, opponents, scores, and conference affiliations.

\* Big Eight Conference game  
c Orange Bowl Classic • Miami, Fla.  
+ Merrill Lynch Classic • Dayton, Ohio  
^ Big Eight Tournament

1984-85

Table of basketball games for the 1984-85 season, listing dates, opponents, scores, and conference affiliations.

\* Big Eight Conference game  
c Dallas Morning News Classic • Dallas, Texas  
+ Pittsburgh Tournament • Pittsburgh, Pa.  
^ Big Eight Tournament

1985-86

Table of basketball games for the 1985-86 season, listing dates, opponents, scores, and conference affiliations.

\* Big Eight Conference game  
c All-College Tournament • Oklahoma City, Okla.  
^ Big Eight Tournament • Kansas City, Mo.

1986-87

Table of basketball games for the 1986-87 season, listing dates, opponents, scores, and conference affiliations.

\* Big Eight Conference game  
c Carrier Dome Classic • Syracuse, N.Y.  
c All-College Tournament • Oklahoma City, Okla.  
^ Big Eight Tournament • Kansas City, Mo.

1987-88

Table of basketball games for the 1987-88 season, listing dates, opponents, scores, and conference affiliations.

\* Big Eight Conference game  
c Seaside Classic • Laie, Hawaii  
+ Far West Classic • Portland, Ore.  
^ Big Eight Tournament • Kansas City, Mo.

1988-89

Table of basketball games for the 1988-89 season, listing dates, opponents, scores, and conference affiliations.

\* Big Eight Conference game  
c All-College Tournament • Oklahoma City, Okla.  
^ Big Eight Tournament • Kansas City, Mo.  
~ National Invitation Tournament



**1989-90**

11-28-1989 at North Texas (23/NR)	W	94-66
€ 12-01-1989 vs Pittsburgh (23/18)	L	90-102
€ 12-02-1989 vs Ohio State (23/NR)	W	81-59
12-05-1989 MEMPHIS (NR/16)	W	93-66
12-09-1989 MIDWESTERN STATE	W	114-67
12-17-1989 at Tulsa (22/NR)	L	80-95
12-19-1989 TEXAS SOUTHERN (24/NR)	W	79-77
+12-27-1989 vs Pittsburgh	L	81-92
+12-28-1989 vs Morehead State	W	84-77
01-03-1990 CHICAGO STATE	W	67-59
* 01-06-1990 at Missouri (NR/7)	L	68-78
* 01-10-1990 NEW ORLEANS	W	73-61
* 01-13-1990 at Kansas (NR/1)	L	77-91
* 01-16-1990 MISSOURI (NR/4)	L	71-72
01-18-1990 SOUTHERN UTAH	W	92-68
* 01-20-1990 NEBRASKA	W	84-71
* 01-24-1990 at Colorado	W	71-68
* 01-27-1990 at Oklahoma (NR/9)	L	92-109
* 01-31-1990 KANSAS STATE	W	89-67
* 02-03-1990 IOWA STATE	W	86-78
* 02-07-1990 KANSAS (NR/2)	L	76-83
02-10-1990 at UNLV (NR/9)	L	84-100
* 02-14-1990 at Nebraska	W	103-84
* 02-20-1990 at Kansas State	L	60-66
* 02-25-1990 COLORADO	W	81-74
* 03-01-1990 at Iowa State	L	72-83
* 03-03-1990 OKLAHOMA (NR/5)	L	94-107
^03-09-1990 vs Kansas State	W	82-78
^03-10-1990 vs Colorado	L	72-82
-03-15-1990 TULSA	W	83-74
-03-20-1990 at New Mexico	L	88-90

\* Big Eight Conference game

€ Tournament of Champions • Charlotte, N.C.

+ Kuppenheimer Classic • Atlanta, Ga.

^ Big Eight Tournament • Kansas City, Mo.

~ National Invitation Tournament

**1990-91**

11-24-1990 COLGATE	W	111-47
11-27-1990 at New Orleans	W	74-64
12-01-1990 TULSA	W	75-73
12-05-1990 CENTENARY	W	110-58
12-08-1990 at Wichita State	L	69-72
12-13-1990 LOUISIANA TECH	W	89-58
12-15-1990 GRAMBLING	W	98-54
12-19-1990 JACKSONVILLE	W	91-58
€ 12-21-1990 vs Southern Illinois	L	73-85
€ 12-22-1990 vs DePaul	W	72-70
12-30-1990 at Marquette	W	70-43
01-02-1991 at UMKC	W	84-67
* 01-05-1991 at Missouri	L ot	79-80
* 01-12-1991 KANSAS	W ot	78-73
* 01-19-1991 at Oklahoma (NR/11)	L	72-76
01-23-1991 SOUTHEASTERN LOUISIANA	W	88-46
* 01-26-1991 KANSAS STATE	W	85-70
* 01-30-1991 at Colorado	W	76-66
* 02-02-1991 at Nebraska (NR/11)	W	81-68
* 02-06-1991 IOWA STATE (22/NR)	W	83-62
* 02-09-1991 at Kansas (22/18)	L	69-79
* 02-13-1991 OKLAHOMA (21/NR)	W	77-74
* 02-16-1991 MISSOURI (21/NR)	W	71-56
* 02-19-1991 at Kansas State (16/NR)	W	76-65
* 02-24-1991 COLORADO (16/NR)	W	79-67
* 02-27-1991 NEBRASKA (12/15)	W	80-69
* 03-02-1991 at Iowa State (12/NR)	L	67-68
^03-08-1991 vs Kansas State (12/NR)	W	77-66
^03-09-1991 vs Missouri (12/NR)	L 2ot	92-94
#03-14-1991 vs New Mexico (14/NR)	W	67-54
#03-16-1991 vs North Carolina State (14/NR)	W	73-64
§03-22-1991 vs Temple (14/NR)	L ot	63-72

\* Big Eight Conference game

€ Old Style Classic • Chicago, Ill.

^ Big Eight Tournament • Kansas City, Mo.

# NCAA Tournament • College Park, Md.

§ NCAA Tournament • East Rutherford, N.J.

**1991-92**

€ 11-21-1991 EVANSVILLE (13/NR)	W	86-57
€ 11-23-1991 PURDUE (13/NR)	W	67-48
€ 11-25-1991 TENNESSEE STATE (11/NR)	W	89-58
\$11-27-1991 vs Pittsburgh (11/24)	W	74-63
\$11-29-1991 vs Georgia Tech (11/18)	W	78-71
12-04-1991 NEW ORLEANS (8/NR)	W ot	63-55
° 12-07-1991 vs California (8/NR)	W	76-62
12-10-1991 at Louisiana Tech (6/NR)	W	77-71
12-14-1991 WICHITA STATE (6/NR)	W	82-54
12-21-1991 HOUSTON BAPTIST (5/NR)	W	100-57
12-31-1991 at Tulsa (3/NR)	W	82-76
01-02-1992 MIDWESTERN STATE (3/NR)	W	85-45
* 01-06-1992 KANSAS STATE (3/NR)	W	72-34
01-11-1992 UMKC (3/NR)	W	86-58
01-14-1992 MARQUETTE (3/NR)	W	64-52
* 01-18-1992 IOWA STATE (3/24)	W	85-67
* 01-20-1992 at Oklahoma (3/17)	W	92-89
01-25-1992 at Oral Roberts (3/NR)	W	84-61
01-28-1992 at SMU (3/NR)	W	64-53
* 02-02-1992 MISSOURI (3/8)	W	84-61
* 02-05-1992 at Nebraska (2/NR)	L	69-85
* 02-08-1992 KANSAS (2/3)	W	64-56
* 02-12-1992 at Colorado (2/NR)	L	53-57
* 02-15-1992 at Iowa State (2/NR)	L ot	83-84
* 02-19-1992 OKLAHOMA (8/NR)	L	67-70
* 02-23-1992 at Missouri (8/9)	L	52-66
* 02-26-1992 NEBRASKA (14/25)	W	72-51
* 03-02-1992 at Kansas (12/3)	L	64-77
* 03-04-1992 COLORADO (12/NR)	W	69-63
* 03-07-1992 at Kansas State (12/NR)	W	77-69
^03-13-1992 vs Kansas State (11/NR)	W	81-57
^03-14-1992 vs Iowa State (11/NR)	W	69-60
^03-15-1992 vs Kansas (11/3)	L	57-66
#03-20-1992 vs Georgia Southern (11/NR)	W	100-73
#03-22-1992 vs Tulane (11/NR)	W	87-71
§03-28-1992 vs Michigan (11/15)	L	72-75

\* Big Eight Conference game

€ Preseason NIT; § Preseason NIT • New York, N.Y.

° Tulsa, Okla.

^ Big Eight Tournament • Kansas City, Mo.

# NCAA Tournament • Atlanta, Ga.

§ NCAA Tournament • Lexington, Ky.

**1992-93**

12-01-1992 MIDWESTERN STATE	W	86-74
12-05-1992 at California	L	65-80
12-09-1992 TULSA	W	85-67
12-12-1992 BAYLOR	W	93-75
12-19-1992 HOUSTON BAPTIST	W	93-54
12-22-1992 at TCU	W	65-47
12-30-1992 MISSOURI STATE	W	74-59
° 01-02-1993 vs SMU	W	75-59
01-04-1993 at Jacksonville	W	60-59
* 01-09-1993 KANSAS STATE	L ot	62-75
* 01-14-1993 at Iowa State	L	72-81
* 01-16-1993 NEBRASKA	W	78-73
01-21-1993 at Oral Roberts	W	90-45
* 01-24-1993 at Missouri	L	63-79
* 01-30-1993 IOWA STATE	W	94-77
* 02-03-1993 at Colorado	W	85-61
* 02-06-1993 OKLAHOMA (NR/16)	W	83-76
* 02-10-1993 at Kansas (NR/7)	L	72-84
* 02-13-1993 COLORADO	W	77-59
* 02-15-1993 at Nebraska	W	73-63
02-20-1993 LOUISIANA TECH	W	80-53
* 02-24-1993 MISSOURI	W ot	77-73
* 02-27-1993 at Kansas State	W	78-61
* 03-01-1993 at Oklahoma (19/NR)	L	80-89
03-04-1993 ORAL ROBERTS (19/NR)	W	114-85
* 03-07-1993 KANSAS (19/8)	L	73-74
^03-12-1993 vs Missouri (21/NR)	L	62-81
#03-19-1993 vs Marquette (23/NR)	W	74-62
#03-21-1993 vs Louisville (23/NR)	L	63-78

\* Big Eight Conference game

° Tulsa, Okla.

^ Big Eight Tournament • Kansas City, Mo.

# NCAA Tournament • Indianapolis, Ind.

**1993-94**

° 11-25-1993 vs Providence (10/NR)	W	ot 113-102
11-28-1993 at SMU (10/NR)	W	88-72
11-29-1993 ORAL ROBERTS (8/NR)	W	94-52
° 12-02-1993 vs Arizona State (8/NR)	W	87-69
° 12-05-1993 vs Arizona (8/19)	L	84-97
12-09-1993 TCU (15/NR)	W	89-67
-12-11-1993 vs LSU (15/NR)	L	68-71
12-18-1993 UC-DAVIS (22/NR)	W	85-41
12-20-1993 at Tulsa (22/NR)	W	73-61
©12-28-1993vs Florida (20/NR)	L	69-74
©12-29-1993vs UC-Santa Barbara (20/NR)	W	79-74
©12-30-1993vs Clemson (20/NR)	L	65-68
01-04-1994 PRAIRIE VIEW A&M	W	113-51
* 01-08-1994 at Oklahoma	W	105-89
01-10-1994 WEST TEXAS A&M	W	103-45
* 01-15-1994 at Kansas State	W	71-61
01-19-1994 at Missouri State	W	68-63
* 01-22-1994 MISSOURI	L	68-73
* 01-26-1994 at Kansas (NR/3)	L ot	61-62
* 02-02-1994 KANSAS STATE	W	80-59
* 02-05-1994 IOWA STATE	W	79-66
* 02-07-1994 OKLAHOMA	W	86-68
* 02-12-1994 at Missouri (NR/15)	L	70-72
* 02-16-1994 KANSAS (NR/4)	W ot	63-59
* 02-19-1994 NEBRASKA	W	98-80
* 02-21-1994 at Colorado (24/NR)	W	73-56
* 02-26-1994 at Iowa State (24/NR)	W	83-81
* 03-02-1994 at Nebraska (21/NR)	L	81-89
* 03-05-1994 COLORADO (21/NR)	W	83-68
^03-11-1994 vs Iowa State (23/NR)	W	77-67
^03-12-1994 vs Kansas (23/11)	W	69-68
^03-13-1994 vs Nebraska (23/NR)	L	68-77
#03-18-1994 vs New Mexico State (19/NR)	W	65-55
#03-20-1994 vs Tulsa (19/NR)	L	80-82

\* Big Eight Conference game

° Tulsa, Okla.; ° Phoenix, Ariz.; ~ New Orleans, La.

© Rainbow Classic • Honolulu, Hawaii

^ Big Eight Tournament • Kansas City, Mo.

# NCAA Tournament • Oklahoma City, Okla.

**1994-95**

©11-23-1994vs BYU (19/NR)	L	59-69
©11-25-1994vs Jackson State (19/NR)	W	75-57
©11-26-1994vs Arizona (19/5)	L	63-73
11-30-1994 SMU	W	73-51
B 12-02-1994 vs Appalachian State	W	85-58
B 12-03-1994 vs Texas A&M	W	86-56
12-07-1994 TULSA	W	93-88
12-09-1994 NORTHWEST MISSOURI STATE	W	91-53
12-17-1994 TEXAS-PAN AMERICAN	W	82-72
° 12-20-1994 vs LSU	W	111-67
12-22-1994 at Arizona State (NR/15)	L	69-72
12-28-1994 at Providence	L	78-93
* 01-02-1995 ALASKA-ANCHORAGE	W	112-72
* 01-07-1995 at Kansas State	L	66-74
01-11-1995 at Oral Roberts	W	84-45
01-14-1995 at Michigan State (NR/11)	L	69-70
* 01-16-1995 OKLAHOMA	W	72-64
* 01-22-1995 MISSOURI (NR/16)	W	85-70
* 01-28-1995 at Colorado	W	82-63
* 02-01-1995 vs Nebraska	W	82-65
* 02-04-1995 COLORADO	W	94-67
* 02-06-1995 KANSAS (24/2)	W	79-69
* 02-11-1995 at Missouri (24/13)	L	79-81
* 02-15-1995 at Iowa State (22/21)	W	71-69
* 02-18-1995 NEBRASKA (22/NR)	W	93-53
* 02-22-1995 KANSAS STATE (18/NR)	W	70-46
* 02-25-1995 at Oklahoma (18/25)	L ot	74-82
* 02-27-1995 IOWA STATE (18/24)	W	77-49
* 03-05-1995 at Kansas (18/3)	L	62-78
^03-10-1995 vs Nebraska (19/NR)	W	68-48
^03-11-1995 vs Oklahoma (19/16)	W	74-58
^03-12-1995 vs Iowa State (19/NR)	W	62-53
#03-16-1995 vs Drexel (14/NR)	W	73-49
#03-18-1995 vs Alabama (14/20)	W	66-52
§03-24-1995 vs Wake Forest (14/3)	W	71-66
§03-26-1995 vs Massachusetts (14/7)	W	68-54
∞04-01-1995 vs UCLA (14/1)	L	61-74

\* Big Eight Conference game

© Great Alaska Shootout • Anchorage, Alaska

B Bank IV Classic • Tulsa, Okla.; ° Tulsa, Okla.

^ Big Eight Tournament • Kansas City, Mo.

# NCAA Tournament • Baltimore, Md.

§ NCAA Tournament • East Rutherford, N.J.

∞ NCAA Final Four • Seattle, Wash.

**1995-96**

11-25-1995	SAINT MARY'S (TEXAS)	W	76-61
∅11-29-1995	vs Wake Forest (NR/10)	L	53-69
12-02-1995	ARIZONA STATE	W	90-85
12-06-1995	TEXAS-ARLINGTON	W	80-63
12-09-1995	at SMU	W ot	67-60
12-18-1995	MICHIGAN STATE	W	68-57
12-20-1995	JACKSON STATE	W	81-71
12-23-1995	ARKANSAS STATE	W	97-62
° 12-30-1995	vs Temple	W	49-41
01-02-1996	at Tulsa	L	53-57
* 01-08-1996	KANSAS (NR/3)	L	61-76
01-10-1996	ORAL ROBERTS	W	73-56
* 01-13-1996	at Iowa State	L	71-79
01-17-1996	CAL STATE-NORTHRIDGE	W	91-58
* 01-20-1996	NEBRASKA	L	57-66
* 01-24-1996	at Kansas State	L	59-62
* 01-31-1996	at Kansas (NR/3)	L	66-84
* 02-03-1996	COLORADO	W	96-73
* 02-05-1996	at Oklahoma	L ot	75-81
* 02-10-1996	KANSAS STATE	W	83-60
* 02-13-1996	MISSOURI	L	59-63
* 02-17-1996	at Nebraska	W	72-57
* 02-21-1996	IOWA STATE (NR/22)	W	58-46
* 02-24-1996	at Colorado	W	66-64
* 02-28-1996	OKLAHOMA	W	89-67
* 03-03-1996	at Missouri	W	51-49
^03-08-1996	vs Kansas State	L	55-58

*\* Big Eight Conference game*
*∅ Detroit, Mich.; ° Tulsa, Okla.*
*^ Big Eight Tournament • Kansas City, Mo.*
**1996-97**

∅ 11-20-1996	SAINT MARY'S (CALIF.)	W	71-70
∅ 11-22-1996	at Tulsa	L	54-72
12-02-1996	NORTH CAROLINA A&T	W	81-67
12-04-1996	MISSISSIPPI VALLEY STATE	W	77-74
12-07-1996	at Arizona State	L	67-68
12-16-1996	ALCORN STATE	W	84-72
12-18-1996	COLLEGE OF CHARLESTON	W	67-49
12-21-1996	SMU	W	73-54
12-23-1996	at Arkansas State	L	53-56
° 12-30-1996	vs Nevada	W	70-50
* 01-04-1997	at Texas (NR/18)	L	58-92
* 01-08-1997	TEXAS TECH (NR/20)	f	L 64-73
* 01-11-1997	MISSOURI	W	68-67
* 01-15-1997	at Colorado	L ot	74-78
01-18-1997	UNLV	W	73-54
* 01-20-1997	at Texas Tech (NR/25)	f	L ot 64-70
* 01-25-1997	BAYLOR	W	89-61
* 01-27-1997	OKLAHOMA	W ot	73-72
01-29-1997	at Oral Roberts	L	60-71
* 02-01-1997	at Baylor	L	77-78
* 02-05-1997	KANSAS STATE	W	64-59
* 02-08-1997	TEXAS	L	73-90
* 02-12-1997	at Kansas (NR/1)	L	72-104
* 02-15-1997	at Texas A&M	W	62-60
* 02-19-1997	TEXAS A&M	W	72-55
* 02-22-1997	at Oklahoma	L	64-80
* 02-26-1997	at Nebraska	L	68-77
* 03-01-1997	IOWA STATE (NR/13)	W	67-63
^03-06-1997	vs Baylor	W	80-66
^03-07-1997	vs Kansas (NR/1)	L	59-74
-03-13-1997	TULANE	W	79-72
-03-18-1997	at Michigan	L	65-75

*\* Big 12 Conference game*
*∅ Preseason National Invitation Tournament*
*° Tulsa, Okla.*
*^ Big 12 Tournament • Kansas City, Mo.*
*~ National Invitation Tournament*
*f Texas Tech later forfeited. Per NCAA guidelines, statistics and results reflect on-court performance*
**1997-98**

11-15-1997	TEXAS-PAN AMERICAN	W	103-71
11-22-1997	CREIGHTON	W	86-70
11-25-1997	SOUTHERN UTAH	W	79-58
11-29-1997	NORTH TEXAS	W	98-60
12-02-1997	ORAL ROBERTS	W	73-66
12-06-1997	WASHINGTON	W	81-66
∅ 12-10-1997	vs Arizona State	W	79-68
12-20-1997	JACKSON STATE	W	60-58
12-23-1997	ARKANSAS STATE	W	78-62
12-30-1997	at TCU	W	82-81
* 01-03-1998	at Texas A&M	W	100-65
* 01-07-1998	NEBRASKA	L	62-67
* 01-10-1998	TEXAS TECH	W	66-63
* 01-14-1998	at Missouri (25/NR)	L	64-70
* 01-17-1998	at Baylor (25/NR)	L 2ot	95-97
* 01-24-1998	TEXAS A&M	W	94-62
* 01-26-1998	at Oklahoma	W	88-84
* 01-31-1998	at Texas	L	73-88
* 02-03-1998	COLORADO	W ot	86-74
* 02-07-1998	BAYLOR	W	85-72
* 02-09-1998	at Iowa State	W	81-66
* 02-14-1998	OKLAHOMA	W	70-66
* 02-18-1998	at Texas Tech	W ot	83-81
* 02-21-1998	at Kansas State	W	64-61
* 02-24-1998	TEXAS (25/NR)	W	80-58
* 03-01-1998	KANSAS (25/4)	L	67-71
^03-09-1998	vs Texas	L	64-65
#03-13-1998	vs George Washington	W	74-59
#03-15-1998	vs Duke (NR/3)	L	73-79

*\* Big 12 Conference game*
*∅ Oklahoma City, Okla.*
*^ Big 12 Tournament • Kansas City, Mo.*
*# NCAA Tournament • Lexington, Ky.*
**1998-99**

11-16-1998	NORTHWESTERN STATE (13/NR)	W	90-65
∅ 11-19-1998	vs Marquette (13/NR)	W	57-54
∅ 11-20-1998	at Hawaii (13/NR)	W	58-37
11-28-1998	TCU (12/NR)	W	79-74
12-01-1998	FLORIDA ATLANTIC (11/NR)	L	81-83
° 12-05-1998	vs UCLA (11/18)	L	66-69
∅ 12-12-1998	vs Arkansas-Little Rock (19/NR)	W	88-41
12-15-1998	HOUSTON BAPTIST (18/NR)	W	114-62
12-20-1998	at Creighton (18/NR)	L	60-66
12-22-1998	at UNLV (25/NR)	W	81-69
12-30-1998	SE MISSOURI STATE (25/NR)	W	75-64
* 01-02-1999	KANSAS STATE (25/NR)	W ot	75-69
* 01-06-1999	at Texas A&M (22/NR)	W	64-59
* 01-09-1999	at Baylor (22/NR)	W	76-63
* 01-12-1999	OKLAHOMA (22/NR)	L	43-54
* 01-17-1999	at Texas Tech (22/NR)	W	69-55
* 01-20-1999	BAYLOR (23/NR)	W	75-47
* 01-23-1999	at Texas (23/NR)	L	70-73
01-27-1999	SOUTHERN MISS	W	65-64
* 01-30-1999	TEXAS A&M	W	66-61
* 02-02-1999	IOWA STATE	W	81-72
* 02-06-1999	at Oklahoma	L	65-72
* 02-10-1999	at Colorado	L	80-83
* 02-14-1999	TEXAS	L	68-73
* 02-17-1999	at Nebraska	W	60-48
* 02-20-1999	MISSOURI (NR/22)	W	84-68
* 02-22-1999	at Kansas	L ot	66-67
* 02-27-1999	TEXAS TECH	W	93-67
^03-04-1999	vs Baylor	W	83-57
^03-05-1999	vs Oklahoma	W	60-57
^03-06-1999	vs Texas	W	59-57
^03-07-1999	vs Kansas	L	37-53
#03-11-1999	vs Syracuse	W	69-61
#03-13-1999	vs Auburn (NR/4)	L	74-81

*\* Big 12 Conference game*
*∅ VoiceStream Wireless Classic • Honolulu, Hawaii*
*° Anaheim, Calif.; ∅ Oklahoma City, Okla.*
*^ Big 12 Tournament • Kansas City, Mo.*
*# NCAA Tournament • Indianapolis, Ind.*
**1999-2000**

∅ 11-19-1999	APPALACHIAN STATE (23/NR)	W	87-75
∅ 11-20-1999	IDAHO (23/NR)	W	81-50
11-23-1999	at Arkansas-Little Rock (21/NR)	W	93-64
11-27-1999	NORTH TEXAS (21/NR)	W	103-65
12-01-1999	WICHITA STATE (21/NR)	W	68-56
12-04-1999	TEXAS-SAN ANTONIO (21/NR)	W	87-66
∅ 12-12-1999	vs San Diego State (17/NR)	W	97-63
12-15-1999	ALCORN STATE (14/NR)	W	79-53
12-18-1999	at UNLV (14/NR)	W	89-75
° 12-21-1999	vs Washington (13/NR)	W	84-72
\$ 12-30-1999	vs LSU (11/NR)	L	53-63
01-05-2000	LANGSTON (16/NR)	W	125-65
* 01-08-2000	TEXAS TECH (16/NR)	W	55-47
* 01-15-2000	at Baylor (14/NR)	W	56-41
* 01-19-2000	TEXAS (12/14)	W	73-65
* 01-22-2000	at Texas A&M (12/NR)	L	59-64
* 01-26-2000	at Kansas State (15/NR)	W	71-56
* 01-30-2000	BAYLOR (15/NR)	W	67-51
* 02-02-2000	at Texas Tech (13/NR)	W	63-59
* 02-05-2000	TEXAS A&M (13/NR)	W	87-55
* 02-07-2000	KANSAS (14/20)	W	86-53
* 02-12-2000	at Oklahoma (14/16)	W	74-71
* 02-16-2000	at Texas (8/17)	L	57-68
* 02-19-2000	NEBRASKA (8/NR)	W	94-55
* 02-21-2000	at Missouri (10/NR)	W	84-72
* 02-26-2000	at Iowa State (10/17)	L	61-72
* 03-01-2000	COLORADO (13/NR)	W	96-60
* 03-04-2000	OKLAHOMA (13/21)	L	56-59
^03-10-2000	vs Kansas (17/24)	W	77-58
^03-11-2000	vs Iowa State (17/7)	L	64-68
#03-17-2000	vs Hofstra (14/NR)	W	86-66
#03-19-2000	vs Pepperdine (14/NR)	W	75-67
§03-24-2000	vs Seton Hall (14/NR)	W	68-66
§03-26-2000	vs Florida (14/13)	L	65-77

*\* Big 12 Conference game*
*∅ America's Youth Classic; ∅ Oklahoma City, Okla.*
*° Key Arena, Seattle, Wash.; § New Orleans, La.*
*^ Big 12 Tournament • Kansas City, Mo.*
*# NCAA Tournament • Buffalo, N.Y.*
*§ NCAA Tournament • Syracuse, N.Y.*
**2000-01**

° 11-21-2000	vs UMKC	W	69-46
11-28-2000	at North Texas	W	94-56
∅ 12-02-2000	vs UNLV	W ot	77-69
12-06-2000	at Wichita State	L	59-61
° 12-09-2000	vs Arkansas (NR/21)	W	74-73
∅ 12-16-2000	vs Northwestern State	W	73-59
12-19-2000	ARKANSAS-LITTLE ROCK	W	70-60
12-22-2000	LAMAR	W	86-45
12-30-2000	at San Diego State	L	66-87
01-03-2001	TEXAS-SAN ANTONIO	W	88-63
* 01-06-2001	at Texas (NR/24)	L	71-78
* 01-08-2001	IOWA STATE (NR/23)	W ot	88-80
* 01-13-2001	TEXAS TECH	W	65-46
* 01-17-2001	at Baylor	W	76-65
01-20-2001	ST. GREGORY'S	W	74-58
* 01-24-2001	TEXAS A&M	W	76-64
* 01-27-2001	at Colorado	L	71-81
* 02-05-2001	MISSOURI	W	69-66
* 02-07-2001	at Nebraska	L ot	75-78
* 02-10-2001	at Kansas (NR/5)	L	61-77
* 02-14-2001	OKLAHOMA (NR/13)	W	72-44
* 02-17-2001	TEXAS	L ot	69-80
* 02-21-2001	at Texas A&M	W	82-76
* 02-24-2001	KANSAS STATE	W	52-47
* 02-26-2001	at Texas Tech	W	66-58
* 02-27-2001	BAYLOR	W	71-68
* 03-03-2001	at Oklahoma (NR/17)	L	56-68
^03-08-2001	vs Texas Tech	W	71-59
^03-09-2001	vs Texas (NR/20)	L	54-55
#03-15-2001	vs USC	L	54-69

*\* Big 12 Conference game*
*° Tulsa, Okla.; ∅ Oklahoma City, Okla.*
*^ Big 12 Tournament • Kansas City, Mo.*
*# NCAA Tournament • Indianapolis, Ind.*





**2001-02**

11-16-2001	CINCINNATI (18/RV)	W	69-62
11-17-2001	AUSTIN PEAY (18/NR)	W	81-58
\$ 11-19-2001	vs Providence (15/NR)	W	83-65
\$ 11-20-2001	vs Siena (15/NR)	W	82-64
\$ 11-21-2001	vs TCU (15/NR)	W	95-77
11-24-2001	NORTH TEXAS (15/NR)	W	77-58
11-29-2001	NEW ORLEANS (14/NR)	W	95-47
12-01-2001	WICHITA STATE (14/NR)	W	61-59
12-08-2001	JACKSON STATE (10/NR)	W	90-41
12-17-2001	NORTHWESTERN STATE (6/NR)	W	79-44
12-19-2001	at UMKC (6/NR)	W	62-50
° 12-22-2001	vs Arkansas (6/NR)	W	85-76
◊ 12-29-2001	vs Ball State (5/RV)	W	82-70
* 01-05-2002	TEXAS (5/NR)	L	61-70
* 01-08-2002	at Baylor (6/NR)	W	68-57
* 01-12-2002	at Iowa State (6/NR)	W	69-66
* 01-15-2002	KANSAS (6/4)	L	61-79
* 01-19-2002	at Texas Tech (6/RV)	L	70-94
* 01-23-2002	NEBRASKA (11/NR)	W	70-63
* 01-26-2002	COLORADO (11/NR)	W	64-55
* 01-30-2002	at Oklahoma (9/6)	L	53-58
* 02-02-2002	at Kansas State (9/NR)	L	61-70
* 02-06-2002	TEXAS TECH (14/24)	W	64-62
02-10-2002	at Fresno State (14/NR)	L	52-58
* 02-13-2002	OKLAHOMA (16/4)	W	ot 79-72
* 02-16-2002	at Texas A&M (16/NR)	W	71-66
* 02-20-2002	at Texas (13/RV)	W	85-80
* 02-23-2002	BAYLOR (13/NR)	W	77-64
* 02-25-2002	at Missouri (13/NR)	L	69-72
* 03-02-2002	TEXAS A&M (12/NR)	W	66-51
^ 03-08-2002	vs Texas Tech (14/RV)	L	51-73
# 03-14-2002	vs Kent State (20/RV)	L	61-69

\* Big 12 Conference game  
 § Las Vegas Tournament • Las Vegas, Nev.  
 ° Little Rock, Ark.  
 ◊ All-College Classic • Oklahoma City, Okla.  
 ^ Big 12 Tournament • Kansas City, Mo.  
 # NCAA Tournament • Greenville, S.C.

**2002-03**

11-22-2002	YALE	W	68-59
© 11-27-2002	at Alaska-Anchorage	W	98-69
© 11-29-2002	vs College of Charleston	L	58-66
© 11-30-2002	vs Michigan State (RV/9)	W	64-61
12-05-2002	HARTFORD	W	65-52
12-08-2002	NORTHWESTERN STATE	W	77-51
12-15-2002	FRESNO STATE	W	71-61
12-18-2002	UMKC	W	85-61
12-21-2002	at Wichita State	W	68-58
12-30-2002	ARKANSAS	W	71-45
◊ 01-04-2003	vs BYU	W	78-65
01-08-2003	TAMU-CORPUS CHRISTI	W	91-58
* 01-11-2003	at Texas A&M	W	93-76
* 01-13-2003	OKLAHOMA (24/5)	W	48-46
* 01-18-2003	MISSOURI (24/11)	W	76-56
* 01-21-2003	at Baylor (13/NR)	W	ot 67-64
* 01-26-2003	at Texas Tech (13/RV)	W	79-70
* 01-29-2003	IOWA STATE (9/NR)	W	68-55
* 02-01-2003	at Texas (9/3)	L	65-78
* 02-05-2003	KANSAS STATE (11/NR)	W	63-55
02-09-2003	at Cincinnati (11/RV)	L	50-61
* 02-12-2003	at Nebraska (13/NR)	W	77-70
* 02-15-2003	BAYLOR (13/NR)	L	72-74
* 02-19-2003	at Oklahoma (16/5)	L	48-64
* 02-22-2003	TEXAS (16/3)	W	82-77
* 02-24-2003	TEXAS TECH (16/NR)	L	57-62
* 03-01-2003	at Kansas (16/7)	L	61-79
* 03-05-2003	at Colorado (20/NR)	L	56-68
* 03-08-2003	TEXAS A&M (20/NR)	W	77-52
^ 03-14-2003	vs Missouri (23/RV)	L	58-60
# 03-21-2003	vs Penn (RV/NR)	W	77-63
# 03-23-2003	vs Syracuse (RV/13)	L	56-68

\* Big 12 Conference game  
 © Great Alaska Shootout • Anchorage, Alaska  
 ◊ All-College Classic • Oklahoma City, Okla.  
 ^ Big 12 Tournament • Dallas, Texas  
 # NCAA Tournament • Boston, Mass.

**2003-04**

11-21-2003	NORTHWESTERN STATE (25/NR)	W	90-62
° 11-26-2003	vs Colorado State (24/NR)	W	82-49
11-29-2003	PEPPERDINE (24/NR)	W	84-82
12-06-2003	TEXAS-SAN ANTONIO (25/NR)	W	83-53
◊ 12-06-2003	vs BYU (25/NR)	L	71-76
12-16-2003	SOUTHEASTERN (OKLA.)	W	93-46
12-20-2003	at Arkansas	W	73-58
12-22-2003	TEXAS-PAN AMERICAN	W	96-61
12-30-2003	SAMFORD	W	65-50
◊ 01-03-2004	vs SMU	W	89-54
01-06-2004	TAMU-CORPUS CHRISTI	W	84-52
* 01-10-2004	at Texas Tech	L	62-83
* 01-14-2004	OKLAHOMA (RV/11)	W	77-56
* 01-17-2004	at Kansas State	W	57-56
* 01-21-2004	COLORADO (24/NR)	W	71-62
* 01-24-2004	at Texas (24/16)	W	72-67
* 01-31-2004	TEXAS TECH (18/13)	W	70-66
* 02-03-2004	at Texas A&M (13/NR)	W	91-79
* 02-07-2004	at Iowa State (13/NR)	W	88-67
* 02-09-2004	KANSAS (10/12)	W	80-60
* 02-14-2004	BAYLOR (10/NR)	W	91-58
* 02-16-2004	at Oklahoma (7/RV)	W	65-52
* 02-21-2004	NEBRASKA (7/NR)	W	ot 87-83
* 02-24-2004	at Missouri (6/NR)	L	2ot 92-93
* 02-28-2004	at Baylor (6/NR)	W	72-65
* 03-01-2004	TEXAS (8/10)	W	76-67
* 03-06-2004	TEXAS A&M (8/NR)	W	70-41
^ 03-12-2004	vs Iowa State (7/NR)	W	83-75
^ 03-13-2004	vs Texas Tech (7/NR)	W	82-77
^ 03-14-2004	vs Texas (7/11)	W	65-49
# 03-19-2004	vs Eastern Washington (4/NR)	W	75-56
# 03-21-2004	vs Memphis (4/24)	W	70-53
§ 03-25-2004	vs Pittsburgh (4/9)	W	63-51
§ 03-26-2004	vs Saint Joseph's (4/5)	W	64-62
∞ 04-03-2004	vs Georgia Tech (4/14)	L	65-67

\* Big 12 Conference game  
 ° Tulsa, Okla.; ◊ Salt Lake City, Utah  
 ◊ All-College Classic • Oklahoma City, Okla.  
 ^ Big 12 Tournament • Dallas, Texas  
 # NCAA Tournament • Kansas City, Mo.  
 § NCAA Tournament • East Rutherford, N.J.  
 ∞ NCAA Final Four • San Antonio, Texas

**2004-05**

11-19-2004	NORTHWESTERN STATE (7/NR)	W	91-53
11-23-2004	ARKANSAS-LITTLE ROCK (6/NR)	W	90-65
11-27-2004	SAM HOUSTON STATE (6/NR)	W	73-57
11-29-2004	at SMU (6/NR)	W	76-57
12-04-2004	WASHINGTON STATE (6/NR)	W	81-29
◊ 12-07-2004	vs Syracuse (5/4)	W	74-60
12-10-2004	UAB (5/RV)	W	86-73
12-18-2004	at UNLV (4/NR)	W	79-67
12-21-2004	NORTHWESTERN (OKLA.) (3/NR)	W	92-35
◊ 12-28-2004	vs Gonzaga (3/12)	L	75-78
01-03-2005	at TAMU-CORPUS CHRISTI (7/NR)	W	86-61
* 01-08-2005	at Texas Tech (7/NR)	W	76-66
* 01-11-2005	MISSOURI (6/NR)	W	78-68
* 01-15-2005	IOWA STATE (6/NR)	W	83-73
* 01-17-2005	at Texas (5/15)	L	61-75
* 01-22-2005	BAYLOR (5/NR)	W	82-53
* 01-24-2005	at Oklahoma (9/13)	L	57-67
* 01-30-2005	at Colorado (9/NR)	W	104-86
* 02-02-2005	KANSAS STATE (10/NR)	W	77-57
* 02-05-2005	at Baylor (10/NR)	W	81-63
* 02-07-2005	OKLAHOMA (10/16)	W	79-67
* 02-12-2005	at Texas A&M (10/RV)	W	66-59
* 02-19-2005	TEXAS TECH (8/RV)	W	85-56
* 02-22-2005	at Nebraska (4/NR)	L	67-74
* 02-27-2005	at Kansas (4/8)	L	79-81
* 03-02-2005	TEXAS A&M (8/RV)	W	69-63
* 03-05-2005	TEXAS (8/RV)	L	73-74
^ 03-11-2005	vs Colorado (10/NR)	W	87-85
^ 03-12-2005	vs Kansas (10/9)	W	78-75
^ 03-13-2005	vs Texas Tech (10/NR)	W	72-68
# 03-18-2005	vs Southeastern Louisiana (6/NR)	W	63-50
# 03-20-2005	vs Southern Illinois (6/RV)	W	85-77
§ 03-24-2005	vs Arizona (6/9)	L	78-79

\* Big 12 Conference game  
 © Jimmy V Classic • New York, N.Y.  
 ◊ All-College Classic • Oklahoma City, Okla.  
 ^ Big 12 Tournament • Kansas City, Mo.  
 # NCAA Tournament • Oklahoma City, Okla.  
 § NCAA Tournament • Chicago, Ill.

**2005-06**

11-18-2005	TEXAS-ARLINGTON	W	74-65
11-20-2005	JACKSON STATE	W	94-53
11-22-2005	DETROIT	W	90-56
\$ 11-25-2005	vs TCU	W	66-58
\$ 11-26-2005	vs Boston College (RV/10)	L	68-76
11-30-2005	UNLV	W	80-62
12-03-2005	SMU	W	64-54
12-05-2005	NORTHWESTERN STATE	L	64-68
◊ 12-10-2005	vs Gonzaga (RV/9)	L	62-64
12-18-2005	MERCER	W	97-61
◊ 12-22-2005	vs Tennessee (NR/23)	W	89-73
12-28-2005	at UAB	L	71-90
12-31-2005	ARKANSAS STATE	W	84-64
01-03-2006	at Pepperdine	W	69-49
* 01-07-2006	at Missouri	L	61-69
* 01-11-2006	TEXAS A&M	W	79-77
* 01-14-2006	at Baylor	W	66-48
* 01-21-2006	COLORADO	L	ot 78-80
* 01-23-2006	at Texas (NR/5)	L	46-80
* 01-28-2006	at Texas Tech	L	ot 90-92
* 01-31-2006	NEBRASKA	L	57-59
* 02-04-2006	at Kansas State	W	63-61
* 02-08-2006	OKLAHOMA (NR/20)	L	65-73
* 02-11-2006	at Texas A&M	L	44-46
* 02-13-2006	KANSAS (NR/22)	L	49-64
* 02-19-2006	TEXAS (NR/6)	W	81-60
* 02-22-2006	at Iowa State	L	52-68
* 02-25-2006	TEXAS TECH	W	74-63
* 02-27-2006	at Oklahoma (NR/19)	L	66-67
* 03-04-2006	BAYLOR	W	79-76
^ 03-09-2006	vs Iowa State	W	79-70
^ 03-10-2006	vs Kansas (NR/17)	L	62-63
-03-15-2006	at Miami (Fla.)	L	59-62

\* Big 12 Conference game  
 § Las Vegas Invitational • Las Vegas, Nev.  
 © Seattle, Wash.  
 ◊ All-College Classic • Oklahoma City, Okla.  
 ^ Big 12 Tournament • Kansas City, Mo.  
 ~ National Invitation Tournament

**2006-07**

11-10-2006	FLORIDA ATLANTIC	W	95-50
11-15-2006	NORTHWESTERN STATE	W	79-76
11-17-2006	TEXAS SOUTHERN	W	86-65
11-19-2006	SAM HOUSTON STATE	W	86-67
11-21-2006	SOUTHERN	W	75-59
\$ 11-24-2006	vs Auburn	W	66-65
\$ 11-25-2006	vs Missouri State	W	ot 73-70
11-29-2006	TAMU-CORPUS CHRISTI	W	95-73
12-02-2006	PEPPERDINE	W	90-74
◊ 12-05-2006	vs Syracuse	W	72-68
° 12-09-2006	vs Ball State	W	75-56
+ 12-18-2006	vs Tennessee	L	77-79
◊ 12-21-2006	vs Pittsburgh	W	2ot 95-89
12-30-2006	TEXAS-SAN ANTONIO	W	84-47
01-02-2007	SOUTHWESTERN (OKLA.)	W	129-77
* 01-06-2007	BAYLOR	W	81-77
* 01-10-2007	at Kansas	L	57-87
* 01-16-2007	TEXAS	W	3ot 105-103
* 01-20-2007	at Texas A&M	L	49-67
* 01-22-2007	OKLAHOMA	W	66-61
* 01-27-2007	IOWA STATE	W	62-50
* 02-03-2007	at Colorado	L	77-89
* 02-07-2007	at Oklahoma	L	60-67
* 02-10-2007	TEXAS TECH	W	2ot 93-91
* 02-12-2007	at Texas	L	54-83
* 02-17-2007	MISSOURI	L	64-75
* 02-21-2007	TEXAS A&M	L	46-66
* 02-24-2007	at Texas Tech	L	57-59
* 02-27-2007	KANSAS STATE	W	84-70
* 03-03-2007	at Baylor	L	82-86
* 03-05-2007	at Nebraska	L	73-85
^ 03-08-2007	vs Nebraska	W	54-39
^ 03-09-2007	vs Texas A&M	W	57-56
^ 03-10-2007	vs Texas	L	64-69
-03-13-2007	MARIST	L	64-67

\* Big 12 Conference game  
 § South Padre Island Invitational • South Padre Island, Texas  
 © Jimmy V Classic • New York, N.Y.  
 ° San Diego Slam • San Diego, Calif.  
 + Nashville, Tenn.  
 ◊ All-College Classic • Oklahoma City, Okla.  
 ^ Big 12 Tournament • Oklahoma City, Okla.  
 ~ National Invitation Tournament



BAYLOR

47-12

Table with 2 columns: Opponent, Score. Rows: Big 12 (18-4), Stillwater (20-3), Waco (17-8), Oklahoma City (8-1), Kansas City (2-0)

Top Performances

Table with 2 columns: Stat, Player/Team. Rows: Points (40 JamesOn Curry), Rebounds (16 Andy Hopson), Assists (14 Doug Gottlieb), Steals (6 Tony Allen), Blocks (5 Andre Williams)

Main table of Baylor games with columns: Date, Opponent, Score, Location. Includes games from 02-07-1918 to 03-03-2007.

COLORADO

57-47

Table with 2 columns: Opponent, Score. Rows: Big 12 (5-6), Stillwater (35-10), Boulder (16-31), Kansas City (6-5), Tulsa (0-1)

Top Performances

Table with 2 columns: Stat, Player/Team. Rows: Points (33 Bryant Reeves), Rebounds (21 Andy Hopson), Assists (12 on two occasions), Steals (8 Brooks Thompson), Blocks (4 on four occasions)

Main table of Colorado games with columns: Date, Opponent, Score, Location. Includes games from 02-12-1948 to 01-16-1985.

Continuation of Colorado games from 02-16-1985 to 02-03-2007.

IOWA STATE

57-51

Table with 2 columns: Opponent, Score. Rows: Big 12 (9-2), Stillwater (33-13), Ames (13-32), Kansas City (9-6), Dallas (2-0)

Top Performances

Table with 2 columns: Stat, Player/Team. Rows: Points (35 Ed Odom), Rebounds (22 Andy Hopson), Assists (14 Ronnie Daniel), Steals (6 Cornell Hatcher), Blocks (6 on four occasions)

Main table of Iowa State games with columns: Date, Opponent, Score, Location. Includes games from 01-08-1927 to 12-30-1969.

Main table of Iowa State games with columns: Date, Opponent, Score, Location. Includes games from 01-31-1970 to 01-27-2007.



OPPONENTS

LIFE AS A COWBOY

PLAYERS

COACHES

HISTORY

ALMANAC

YEAR IN REVIEW

MEDIA INFORMATION

**KANSAS**

51-101

<b>Big 12</b>	<b>2-9</b>
<b>Stillwater</b>	<b>29-33</b>
<b>Lawrence</b>	<b>10-54</b>
<b>Kansas City</b>	<b>10-11</b>
<b>Oklahoma City</b>	<b>2-1</b>
<b>Dallas</b>	<b>0-1</b>
<b>Manhattan</b>	<b>0-1</b>

**Top Performances**

Points	45 Randy Rutherford (03-05-1995)
Rebounds	21 twice by Andy Hopson
Assists	10 on three occasions
Steals	5 on four occasions
Blocks	5 twice by Andre Williams

* 02-11-1926	Lawrence, Kan.	L	18-38
* 02-19-1926	STILLWATER	L	29-47
* 01-14-1928	STILLWATER	L	31-34
* 02-27-1928	Lawrence, Kan.	L	44-46
01-13-1930	STILLWATER	L	20-44
02-03-1931	Lawrence, Kan.	L	29-31
^ 03-14-1936	Kansas City, Mo.	L	28-34
12-09-1938	STILLWATER	W	21-15
12-10-1938	STILLWATER	W	25-19
02-08-1939	Lawrence, Kan.	L	27-34
12-05-1939	Lawrence, Kan.	L	30-34
02-15-1940	STILLWATER	W	24-22
^ 03-16-1940	Oklahoma City, Okla.	L	43-45
02-17-1941	STILLWATER	W	30-26
03-11-1941	Lawrence, Kan.	L	31-34
02-20-1942	Lawrence, Kan.	L	28-31
02-25-1942	STILLWATER	W	40-33
^ 03-17-1942	Kansas City, Mo.	L	28-32
01-13-1943	Lawrence, Kan.	L	29-36
02-17-1943	STILLWATER	L	43-47
12-27-1945	Oklahoma City, Okla.	W	46-28
^ 03-18-1946	Kansas City, Mo.	W	49-38
12-20-1946	Kansas City, Mo.	W	47-37
12-28-1946	Oklahoma City, Okla.	W	42-39
02-10-1947	STILLWATER	W	33-31
02-24-1947	Lawrence, Kan.	L	34-37
01-21-1948	Lawrence, Kan.	W	47-35
03-04-1948	STILLWATER	W	37-25
02-05-1951	Lawrence, Kan.	W	46-41
03-10-1951	STILLWATER	L	27-37
01-30-1952	STILLWATER	W	49-45
02-19-1952	Lawrence, Kan.	L	46-66
01-08-1953	Lawrence, Kan.	L	53-65
02-23-1953	STILLWATER	W	79-58
^ 03-14-1953	Manhattan, Kan.	L	55-61
01-12-1954	STILLWATER	W	54-50
02-26-1954	Lawrence, Kan.	L	55-66
02-14-1955	Lawrence, Kan.	L	42-50
02-27-1955	STILLWATER	W	63-49
01-04-1956	STILLWATER	L	62-65
01-31-1956	Lawrence, Kan.	L	55-56
02-12-1957	Lawrence, Kan.	L	52-62
02-21-1957	STILLWATER	W	56-54
12-02-1957	STILLWATER	L	56-63
01-02-1958	Lawrence, Kan.	W	52-50
12-27-1958	Kansas City, Mo.	W	59-48
* 01-05-1959	Lawrence, Kan.	L	49-58
* 03-10-1959	STILLWATER	L	55-63
12-28-1959	Kansas City, Mo.	L	59-67
* 01-18-1960	Lawrence, Kan.	W	62-49
* 02-13-1960	STILLWATER	L	52-64
* 01-09-1961	STILLWATER	L	68-73
* 01-16-1961	Lawrence, Kan.	W	54-49
* 02-12-1962	STILLWATER	W	72-68
* 02-24-1962	Lawrence, Kan.	W	56-37
* 02-11-1963	Lawrence, Kan.	W	54-53
* 03-09-1963	STILLWATER	L	48-49
12-28-1963	Kansas City, Mo.	W	65-56
* 01-06-1964	STILLWATER	W	64-48
* 03-07-1964	Lawrence, Kan.	L	46-58
* 02-15-1965	STILLWATER	W	68-64
* 03-06-1965	Lawrence, Kan.	W	64-58
* 02-12-1966	Lawrence, Kan.	L	38-59
* 02-19-1966	STILLWATER	L	47-80
* 02-13-1967	Lawrence, Kan.	L	39-52

* 02-20-1967	STILLWATER	L	50-60
12-28-1967	Kansas City, Mo.	W	79-67
* 02-05-1968	Lawrence, Kan.	L	50-52
* 03-02-1968	STILLWATER	L	58-70
12-30-1968	Kansas City, Mo.	L	45-56
* 02-03-1969	Lawrence, Kan.	L	48-64
* 02-10-1969	STILLWATER	L	41-45
12-29-1969	Kansas City, Mo.	L	56-72
* 02-09-1970	Lawrence, Kan.	L	58-69
* 02-28-1970	STILLWATER	L	58-78
* 01-23-1971	Lawrence, Kan.	L	55-90
* 02-13-1971	STILLWATER	L	50-63
12-30-1971	Kansas City, Mo.	W	66-65
* 01-15-1972	Lawrence, Kan.	L	58-85
* 03-04-1972	STILLWATER	W	76-72
* 02-17-1973	Lawrence, Kan.	L	66-75
* 03-05-1973	STILLWATER	W	94-87
* 01-19-1974	Lawrence, Kan.	L	66-68
* 02-09-1974	STILLWATER	L	71-80
12-26-1974	Kansas City, Mo.	L	68-88
* 01-25-1975	Lawrence, Kan.	L	60-71
* 02-15-1975	STILLWATER	L	57-59
* 01-24-1976	STILLWATER	W	63-59
* 02-14-1976	Lawrence, Kan.	L	60-70
* 01-12-1977	Lawrence, Kan.	L	60-62
* 02-02-1977	STILLWATER	L	58-60
* 01-11-1978	STILLWATER	L	57-69
* 02-01-1978	Lawrence, Kan.	L	65-83
* 01-13-1979	STILLWATER	L	70-82
* 02-02-1979	Lawrence, Kan.	L	71-82
* 01-30-1980	STILLWATER	W	71-67
* 02-23-1980	Lawrence, Kan.	L	74-84
* 02-04-1981	STILLWATER	W	76-73
* 02-28-1981	Lawrence, Kan.	L	65-80
^ 03-03-1981	Lawrence, Kan.	L	69-96
* 01-16-1982	Lawrence, Kan.	L	72-77
* 02-06-1982	STILLWATER	W	79-64
* 01-22-1983	STILLWATER	W	85-74
* 02-12-1983	Lawrence, Kan.	W	75-69
^ 03-11-1983	Kansas City, Mo.	W	90-83
* 02-08-1984	STILLWATER	W	71-61
* 03-03-1984	Lawrence, Kan.	L	70-91
^ 03-06-1984	Lawrence, Kan.	L	58-75
* 02-06-1985	Lawrence, Kan.	L	72-84
* 03-02-1985	STILLWATER	L	79-88
* 01-18-1986	Lawrence, Kan.	L	72-95
* 02-08-1986	STILLWATER	L	69-85
* 01-11-1987	STILLWATER	L	63-66
* 02-07-1987	Lawrence, Kan.	L	63-88
^ 03-06-1987	Kansas City, Mo.	L	58-67
* 02-10-1988	STILLWATER	L	68-78
* 03-05-1988	Lawrence, Kan.	L	57-75
^ 03-11-1988	Kansas City, Mo.	L	58-74
* 02-08-1989	Lawrence, Kan.	W	87-81
* 03-04-1989	STILLWATER	L	78-79
* 01-13-1990	Lawrence, Kan.	L	77-91
* 02-07-1990	STILLWATER	L	76-83
* 01-12-1991	STILLWATER	W	78-73
* 02-09-1991	Lawrence, Kan.	L	69-79
* 02-08-1992	STILLWATER	W	64-56
* 03-02-1992	Lawrence, Kan.	L	64-77
^ 03-15-1992	Kansas City, Mo.	L	57-66
* 02-10-1993	Lawrence, Kan.	L	73-84
* 03-07-1993	STILLWATER	L	72-74
* 01-26-1994	Lawrence, Kan.	L	61-62
* 02-16-1994	STILLWATER	W	63-59
^ 03-12-1994	Kansas City, Mo.	W	69-68
* 02-06-1995	STILLWATER	W	79-69
* 03-05-1995	Lawrence, Kan.	L	62-78
* 01-08-1996	STILLWATER	L	61-76
* 01-31-1996	Lawrence, Kan.	L	66-84
* 02-12-1997	Lawrence, Kan.	L	72-104
^ 03-07-1997	Kansas City, Mo.	L	59-74
* 03-01-1998	STILLWATER	L	67-71
* 02-22-1999	Lawrence, Kan.	L	66-67
^ 03-07-1999	Kansas City, Mo.	L	37-53
* 02-07-2000	STILLWATER	W	86-53
^ 03-10-2000	Kansas City, Mo.	W	77-58
* 02-10-2001	Lawrence, Kan.	L	61-77
* 01-15-2002	STILLWATER	L	61-79
* 03-01-2003	Lawrence, Kan.	L	61-79
* 02-09-2004	STILLWATER	W	80-60
* 02-27-2005	Lawrence, Kan.	L	79-81
^ 03-12-2005	Kansas City, Mo.	W	78-75
* 02-13-2006	STILLWATER	L	49-64
^ 03-10-2006	Dallas, Texas	L	62-63
* 01-10-2007	Lawrence, Kan.	L	57-87

**KANSAS STATE**

45-68

<b>Big 12</b>	<b>10-1</b>
<b>Stillwater</b>	<b>27-23</b>
<b>Manhattan</b>	<b>14-33</b>
<b>Kansas City</b>	<b>4-11</b>
<b>Lawrence</b>	<b>0-1</b>

**Top Performances**

Points	29 Byron Houston (01-25-1989)
Rebounds	19 Andy Hopson (01-14-1974)
Assists	12 on two occasions
Steals	5 on five occasions
Blocks	7 Andre Williams (02-05-2003)

01-21-1922	STILLWATER	W	22-16
* 02-04-1927	STILLWATER	W	29-21
* 02-18-1927	Manhattan, Kan.	L	30-33
* 01-13-1928	STILLWATER	W	35-34
* 02-03-1928	Manhattan, Kan.	W	34-33
02-13-1929	Manhattan, Kan.	L	31-52
02-25-1929	STILLWATER	L	24-62
01-17-1930	Manhattan, Kan.	L	35-47
03-04-1931	STILLWATER	L	25-42
12-20-1947	Kansas City, Mo.	L	43-50
^ 03-15-1948	Kansas City, Mo.	L	34-43
^ 03-24-1951	Kansas City, Mo.	L	44-68
^ 03-15-1958	Lawrence, Kan.	L	57-69
* 02-14-1959	Manhattan, Kan.	L	49-60
* 02-21-1959	STILLWATER	L	50-62
12-30-1959	Kansas City, Mo.	L	49-52
* 01-11-1960	STILLWATER	L	49-54
* 02-29-1960	Manhattan, Kan.	L	65-74
12-26-1960	Kansas City, Mo.	L	56-62
* 01-07-1961	STILLWATER	L	58-69
* 01-28-1961	Manhattan, Kan.	L	43-45
* 01-13-1962	Manhattan, Kan.	L	44-50
* 03-05-1962	STILLWATER	W	78-68
12-28-1962	Kansas City, Mo.	L	44-52
* 01-26-1963	Manhattan, Kan.	L	55-57
* 03-02-1963	STILLWATER	L	54-56
12-30-1963	Kansas City, Mo.	L	55-58
* 01-13-1964	STILLWATER	W	77-58
* 03-02-1964	Manhattan, Kan.	L	59-63
* 02-13-1965	Manhattan, Kan.	W	52-49
* 03-01-1965	STILLWATER	W	69-60
* 01-08-1966	STILLWATER	L	47-67
* 02-07-1966	Manhattan, Kan.	L	44-50
* 01-21-1967	STILLWATER	L	50-75
* 03-04-1967	Manhattan, Kan.	L	49-51
* 01-06-1968	STILLWATER	L	46-56
* 03-09-1968	Manhattan, Kan.	L	47-49
12-28-1968	Kansas City, Mo.	W	60-52
* 02-01-1969	STILLWATER	W	64-59
* 02-22-1969	Manhattan, Kan.	L	50-58
12-26-1969	Kansas City, Mo.	L	49-51
* 01-05-1970	Manhattan, Kan.	L	56-72
* 01-26-1970	STILLWATER	L	60-71
12-29-1970	Kansas City, Mo.	L	64-67
* 02-08-1971	Manhattan, Kan.	W	51-50
* 02-27-1971	STILLWATER	L	58-69
* 01-22-1972	STILLWATER	L	64-66
* 02-21-1972	Manhattan, Kan.	L	52-74
* 01-27-1973	Manhattan, Kan.	L	64-74
* 02-26-1973	STILLWATER	L	67-91
* 01-14-1974	STILLWATER	L	69-72
* 02-04-1974	Manhattan, Kan.	L	48-65
* 02-08-1975	STILLWATER	L	74-87
* 03-08-1975	Manhattan, Kan.	L	63-72
* 02-07-1976	Manhattan, Kan.	L	55-60
* 03-06-1976	STILLWATER	L	78-82
12-27-1976	Kansas City, Mo.	L	56-74
* 01-19-1977	STILLWATER	L	67-72
* 02-16-1977	Manhattan, Kan.	L	67-74
* 01-18-1978	Manhattan, Kan.	L	59-62
* 02-15-1978	STILLWATER	W	67-65
* 01-24-1979	STILLWATER	L	73-77
* 02-14-1979	Manhattan, Kan.	L	50-59
* 01-09-1980	STILLWATER	L	59-60
* 02-09-1980	Manhattan, Kan.	L	72-82
* 01-21-1981	Manhattan, Kan.	W	90-83
* 02-11-1981	STILLWATER	L	70-73
* 01-27-1982	STILLWATER	W	56-53

* 02-17-1982	Manhattan, Kan.	W	72-62
* 02-01-1983	STILLWATER	W	71-47
* 02-23-1983	Manhattan, Kan.	W	76-58
^ 03-08-1983	STILLWATER	W	75-61
* 01-18-1984	STILLWATER	W	60-58
* 02-18-1984	Manhattan, Kan.	L	56-72
* 01-23-1985	Manhattan, Kan.	L	83-88
* 02-13-1985	STILLWATER	W	81-77
* 01-29-1986	STILLWATER	W	86-70
* 02-19-1986	Manhattan, Kan.	L	73-78
* 01-28-1987	STILLWATER	L	77-88
* 02-17-1987	Manhattan, Kan.	L	60-81
* 01-23-1988	STILLWATER	L	60-76
* 02-27-1988	Manhattan, Kan.	L	58-59
* 01-25-1989	STILLWATER	W	89-71
* 02-25-1989	Manhattan, Kan.	L	62-69
* 01-31-1990			

* 12-29-1965	Kansas City, Mo.	L	63-65	ot
* 01-31-1966	STILLWATER	W	67-50	
* 02-28-1966	Columbia, Mo.	W	68-51	
12-30-1966	Kansas City, Mo.	W	77-74	
* 02-04-1967	Columbia, Mo.	L	56-60	
* 02-18-1967	STILLWATER	W	61-55	
* 02-10-1968	Columbia, Mo.	W	57-40	
* 03-04-1968	STILLWATER	L	58-60	
12-27-1968	Kansas City, Mo.	W	60-55	
* 01-04-1969	STILLWATER	W	61-60	ot
* 02-08-1969	Columbia, Mo.	L	52-73	
* 01-10-1970	STILLWATER	L	56-60	ot
* 02-21-1970	Columbia, Mo.	L	61-72	
12-30-1970	Kansas City, Mo.	L	60-72	
* 02-01-1971	STILLWATER	L	55-63	
* 02-24-1971	Columbia, Mo.	L	67-69	ot
* 01-17-1972	STILLWATER	L	67-74	
* 02-12-1972	Columbia, Mo.	L	64-80	
* 01-30-1973	STILLWATER	L	73-85	
* 03-03-1973	Columbia, Mo.	L	73-79	
* 02-18-1974	STILLWATER	W	86-80	
* 03-02-1974	Columbia, Mo.	L	81-87	
* 01-22-1975	STILLWATER	W	94-75	
* 02-12-1975	Columbia, Mo.	L	66-76	
12-26-1975	Kansas City, Mo.	L	79-81	
* 01-21-1976	Columbia, Mo.	L	67-88	
* 02-11-1976	STILLWATER	L	71-72	
* 01-15-1977	STILLWATER	L	68-73	
* 02-05-1977	Columbia, Mo.	L	75-97	
^ 02-26-1977	Columbia, Mo.	L	74-92	
12-30-1977	Kansas City, Mo.	L	75-87	
* 01-14-1978	Columbia, Mo.	L	70-85	
* 02-04-1978	STILLWATER	W	62-52	
12-29-1978	Kansas City, Mo.	W	63-58	
* 01-10-1979	Columbia, Mo.	W	73-63	
* 02-10-1979	STILLWATER	W	61-54	
^ 02-27-1979	Columbia, Mo.	L	70-92	
* 01-19-1980	STILLWATER	L	64-69	
* 02-16-1980	Columbia, Mo.	L	81-93	
^ 02-26-1980	Columbia, Mo.	L	69-82	
* 01-28-1981	Columbia, Mo.	L	77-92	
* 02-18-1981	STILLWATER	L	65-82	
* 01-13-1982	Columbia, Mo.	L	49-54	
* 02-13-1982	STILLWATER	L	82-89	
* 01-19-1983	Columbia, Mo.	L	63-84	
* 02-19-1983	STILLWATER	W	79-73	
^ 03-13-1983	Kansas City, Mo.	W	93-92	2ot
* 01-28-1984	STILLWATER	W	63-54	
* 02-26-1984	Columbia, Mo.	L	64-65	2ot
* 01-30-1985	Columbia, Mo.	L	65-66	
* 02-19-1985	STILLWATER	L	74-78	
* 01-14-1986	Columbia, Mo.	L	51-55	
* 02-15-1986	STILLWATER	W	86-65	
* 01-17-1987	Columbia, Mo.	L	77-87	
* 02-14-1987	STILLWATER	L	68-69	
* 01-30-1988	STILLWATER	L	72-86	
* 02-21-1988	Columbia, Mo.	L	70-92	
* 01-21-1989	Columbia, Mo.	L	83-105	
* 02-22-1989	STILLWATER	W	82-71	
* 01-06-1990	Columbia, Mo.	L	68-78	
* 01-16-1990	STILLWATER	L	71-72	
* 01-05-1991	Columbia, Mo.	L	79-80	ot
* 02-16-1991	STILLWATER	W	71-56	
^ 03-09-1991	Kansas City, Mo.	L	92-94	2ot
* 02-02-1992	STILLWATER	W	84-61	
* 02-23-1992	Columbia, Mo.	L	52-66	
* 01-24-1993	Columbia, Mo.	L	63-79	
* 02-24-1993	STILLWATER	W	77-73	ot
^ 03-12-1993	Kansas City, Mo.	L	62-81	
* 01-22-1994	STILLWATER	L	68-73	
* 02-12-1994	Columbia, Mo.	L	70-72	
* 01-22-1995	STILLWATER	W	85-70	
* 02-11-1995	Columbia, Mo.	L	79-81	
* 02-13-1996	STILLWATER	L	59-63	
* 03-03-1996	Columbia, Mo.	W	51-49	
* 01-11-1997	STILLWATER	W	68-67	
* 01-14-1998	Columbia, Mo.	L	64-70	
* 02-20-1999	STILLWATER	W	84-68	
* 02-21-2000	Columbia, Mo.	W	84-72	
* 02-05-2001	STILLWATER	W	69-66	
* 02-25-2002	Columbia, Mo.	L	69-72	
* 01-18-2003	STILLWATER	W	76-56	
^ 03-14-2003	Dallas, Texas	L	58-60	
* 02-24-2004	Columbia, Mo.	L	92-93	2ot
* 01-11-2005	STILLWATER	W	78-68	
* 01-07-2006	Columbia, Mo.	L	61-69	
* 02-17-2007	STILLWATER	L	64-75	

## NEBRASKA

50-62

Big 12	5-6
Stillwater	30-15
Lincoln	13-35
Kansas City	6-12

### Top Performances

Points	36	Joey Graham (02-21-2004)
Rebounds	24	Andy Hopson (01-13-1972)
Assists	9	on four occasions
Steals	7	Derrick Davis (02-24-1988)
Blocks	7	Leroy Combs (02-09-1983)

* 02-05-1927	STILLWATER	W	27-24	
* 02-19-1927	Lincoln, Neb.	L	25-35	
* 02-04-1928	Lincoln, Neb.	W	32-21	
* 03-05-1928	STILLWATER	W	47-43	ot
^ 03-12-1936	Kansas City, Mo.	W	36-19	
12-19-1947	Kansas City, Mo.	W	47-46	
^ 03-16-1949	Kansas City, Mo.	W	53-35	
12-26-1958	Kansas City, Mo.	L	48-55	
* 01-10-1959	Lincoln, Neb.	L	44-47	
* 02-07-1959	STILLWATER	W	54-39	
* 02-06-1960	STILLWATER	W	52-47	
* 02-27-1960	Lincoln, Neb.	L	47-54	
12-29-1960	Kansas City, Mo.	L	61-70	
* 02-04-1961	STILLWATER	W	55-47	
* 02-18-1961	Lincoln, Neb.	W	65-61	
12-29-1961	Kansas City, Mo.	L	51-52	
* 02-05-1962	Lincoln, Neb.	L	56-57	
* 03-03-1962	STILLWATER	W	65-64	
* 02-16-1963	STILLWATER	W	51-41	
* 02-25-1963	Lincoln, Neb.	L	48-49	
* 02-10-1964	Lincoln, Neb.	L	53-54	
* 02-29-1964	STILLWATER	W	81-45	
12-29-1964	Kansas City, Mo.	W	74-61	
* 01-09-1965	STILLWATER	W	93-54	
* 01-23-1965	Lincoln, Neb.	W	55-53	
* 02-05-1966	STILLWATER	L	41-45	ot
* 03-07-1966	Lincoln, Neb.	L	64-85	
12-29-1966	Kansas City, Mo.	L	64-73	
* 01-07-1967	STILLWATER	L	57-67	
* 03-06-1967	Lincoln, Neb.	L	71-88	
12-29-1967	Kansas City, Mo.	L	46-48	
* 02-03-1968	STILLWATER	L	62-63	
* 02-19-1968	Lincoln, Neb.	L	73-82	
* 01-27-1969	Lincoln, Neb.	W	76-52	
* 03-06-1969	STILLWATER	W	72-63	
* 02-02-1970	STILLWATER	W	81-58	
* 03-02-1970	Lincoln, Neb.	L	55-61	
12-28-1970	Kansas City, Mo.	L	58-71	
* 01-30-1971	Lincoln, Neb.	L	59-80	
* 02-20-1971	STILLWATER	L	55-57	
12-29-1971	Kansas City, Mo.	L	56-64	
* 01-08-1972	Lincoln, Neb.	L	59-73	
* 01-26-1972	STILLWATER	L	63-64	
12-30-1972	Kansas City, Mo.	W	75-73	
* 01-13-1972	Lincoln, Neb.	W	68-55	
* 02-19-1973	STILLWATER	L	64-76	
12-28-1973	Kansas City, Mo.	L	62-69	
* 01-26-1974	STILLWATER	W	79-66	
* 02-23-1974	Lincoln, Neb.	L	63-71	
* 01-29-1975	Lincoln, Neb.	L	58-73	
* 02-26-1975	STILLWATER	L	58-59	
12-30-1975	Kansas City, Mo.	L	49-56	
* 01-28-1976	STILLWATER	L	48-52	
* 02-28-1976	Lincoln, Neb.	L	54-60	
* 01-29-1977	Lincoln, Neb.	L	54-66	
* 02-23-1977	STILLWATER	W	62-60	
12-27-1977	Kansas City, Mo.	L	58-70	
* 01-28-1978	Lincoln, Neb.	L	57-63	
* 02-25-1978	STILLWATER	L	56-67	
^ 02-28-1978	Lincoln, Neb.	L	63-71	
* 01-31-1979	STILLWATER	W	66-57	
* 02-24-1979	Lincoln, Neb.	L	67-76	
* 01-23-1980	Lincoln, Neb.	L	73-74	ot
* 02-13-1980	STILLWATER	W	83-68	
* 01-17-1981	STILLWATER	W	81-70	
* 02-07-1981	Lincoln, Neb.	L	54-62	
* 01-20-1982	STILLWATER	W	52-50	
* 02-10-1982	Lincoln, Neb.	L	63-75	
^ 03-02-1982	Lincoln, Neb.	L	49-60	
* 02-09-1983	STILLWATER	W	71-63	2ot

* 03-05-1983	Lincoln, Neb.	L	68-77	
* 02-01-1984	Lincoln, Neb.	L	52-54	ot
* 02-22-1984	STILLWATER	L	64-67	
* 01-19-1985	STILLWATER	W	68-66	
* 02-09-1985	Lincoln, Neb.	L	48-66	
* 01-22-1986	STILLWATER	L	61-62	
* 02-12-1986	Lincoln, Neb.	L	52-68	
^ 03-07-1986	Kansas City, Mo.	L	75-82	
* 02-01-1987	Lincoln, Neb.	L	66-73	
* 02-25-1987	STILLWATER	L	77-79	ot
* 02-04-1988	Lincoln, Neb.	W	72-56	
* 02-24-1988	STILLWATER	W	90-73	
* 01-14-1989	STILLWATER	W	82-69	
* 02-14-1989	Lincoln, Neb.	L	77-79	
* 01-20-1990	STILLWATER	W	84-71	
* 02-14-1990	Lincoln, Neb.	W	103-84	
* 02-02-1991	Lincoln, Neb.	W	81-68	
* 02-27-1991	STILLWATER	W	80-69	
* 02-05-1992	Lincoln, Neb.	L	69-85	
* 02-26-1992	STILLWATER	W	72-51	
* 01-16-1993	STILLWATER	W	78-73	
* 02-15-1993	Lincoln, Neb.	W	73-63	
* 02-19-1994	STILLWATER	W	98-80	
* 03-02-1994	Lincoln, Neb.	L	81-89	
^ 03-13-1994	Kansas City, Mo.	L	68-77	
* 02-01-1995	Lincoln, Neb.	W	82-65	
* 02-18-1995	STILLWATER	W	93-53	
^ 03-10-1995	Kansas City, Mo.	W	68-48	
* 01-20-1996	STILLWATER	L	57-66	
* 02-17-1996	Lincoln, Neb.	W	72-57	
* 02-26-1997	Lincoln, Neb.	L	68-77	
* 01-07-1998	STILLWATER	L	62-67	
* 02-17-1999	Lincoln, Neb.	W	60-48	
* 02-19-2000	STILLWATER	W	94-55	
* 02-07-2001	Lincoln, Neb.	L	75-78	ot
* 01-23-2002	STILLWATER	W	70-63	
* 02-12-2003	Lincoln, Neb.	W	77-70	
* 02-21-2004	STILLWATER	W	87-83	ot
* 02-22-2005	Lincoln, Neb.	L	67-74	
* 01-31-2006	STILLWATER	L	57-59	
* 03-05-2007	Lincoln, Neb.	L	73-85	
^ 03-08-2007	Oklahoma City, Okla.	W	54-39	

## OKLAHOMA

89-121

Big 12	11-11
Stillwater	58-40
Norman	26-75
Kansas City	4-5
Oklahoma City	1-1

### Top Performances

Points	37	Leroy Combs (02-24-1981)
Rebounds	25	Andy Hopson (02-10-1973)
Assists	15	Andre Owens (02-28-1996)
Steals	7	Byron Eaton (02-27-2006)
Blocks	7	on two occasions

1907-08	STILLWATER	L	19-37	
1907-08	Norman, Okla.	L	9-41	
1909-10	Norman, Okla.	L	15-46	
1909-10	STILLWATER	L	24-41	
1911-12	Norman, Okla.	L	17-59	
02-28-1912	STILLWATER	L	24-30	
1912-13	Norman, Okla.	L	16-46	
01-14-1916	Norman, Okla.	L	33-35	
01-15-1916	Norman, Okla.	L	49-57	2ot
03-03-1916	STILLWATER	L	30-50	
03-04-1916	STILLWATER	L	30-59	
01-12-1917	STILLWATER	W	58-11	
01-13-1917	STILLWATER	L	23-24	
02-16-1917	Norman, Okla.	W	31-24	
02-17-1917	Norman, Okla.	L	25-36	
02-02-1918	Norman, Okla.	L	28-45	
02-21-1918	STILLWATER	L	19-27	
01-24-1919	STILLWATER	L	33-44	
01-25-1919	STILLWATER	L	37-38	2ot
02-14-1919	Norman, Okla.	L	33-51	
02-15-1919	Norman, Okla.	L	36-45	
02-27-1920	STILLWATER	L	13-36	
02-28-1920	STILLWATER	L	16-32	
03-02-1920	Norman, Okla.	L	25-37	
0				



* 02-23-1965	STILLWATER	W 64-54
* 03-08-1965	Norman, Okla.	W 89-66
12-27-1965	Kansas City, Mo.	L 36-58
* 01-03-1966	Norman, Okla.	L 53-64
* 03-05-1966	STILLWATER	L 53-69
* 02-11-1967	Norman, Okla.	L 60-67
* 03-11-1967	STILLWATER	W 65-63
* 01-09-1968	Norman, Okla.	L 58-61
* 02-24-1968	STILLWATER	L 53-56
* 02-15-1969	STILLWATER	W 55-52
* 03-01-1969	Norman, Okla.	L 59-61
* 02-07-1970	Norman, Okla.	L 57-62
* 03-07-1970	STILLWATER	W 77-61
* 02-06-1971	Norman, Okla.	L 53-69
* 03-08-1971	STILLWATER	L 74-80
* 01-24-1972	Norman, Okla.	L 68-82
* 02-19-1972	STILLWATER	L 73-80
12-28-1972	Kansas City, Mo.	L 62-69
* 02-10-1973	STILLWATER	L 78-83
* 03-10-1973	Norman, Okla.	L 78-86
12-29-1973	Kansas City, Mo.	L 73-91
* 02-16-1974	Norman, Okla.	L 78-91
* 03-09-1974	STILLWATER	W 70-67
12-28-1974	Kansas City, Mo.	L 70-79
* 02-01-1975	STILLWATER	W 74-65
* 02-22-1975	Norman, Okla.	L 67-75
* 01-31-1976	Norman, Okla.	L 42-57
* 02-21-1976	STILLWATER	W 77-65
12-29-1976	Kansas City, Mo.	L 54-71
* 01-08-1977	STILLWATER	W 62-61
* 02-09-1977	Norman, Okla.	L 51-63
* 01-07-1978	Norman, Okla.	L 63-71
* 02-08-1978	STILLWATER	L 70-77
* 01-17-1979	Norman, Okla.	L 59-64
* 02-07-1979	STILLWATER	L 67-74
* 01-16-1980	Norman, Okla.	L 82-91
* 02-06-1980	STILLWATER	W 76-67
* 01-31-1981	STILLWATER	W 87-85
* 02-24-1981	Norman, Okla.	W 100-88
* 02-03-1982	Norman, Okla.	L 72-75
* 02-27-1982	STILLWATER	L 74-79
* 01-27-1983	Norman, Okla.	L 80-81
* 02-16-1983	STILLWATER	L 63-64
* 01-24-1984	Norman, Okla.	L 100-115
* 02-15-1984	STILLWATER	L 55-57
* 02-02-1985	STILLWATER	L 81-83
* 02-27-1985	Norman, Okla.	L 84-89
^ 03-05-1985	Norman, Okla.	L 91-116
* 02-05-1986	Norman, Okla.	L 84-106
* 02-03-1986	STILLWATER	W 87-84
* 01-21-1987	Norman, Okla.	L 67-94
* 02-11-1987	STILLWATER	W 75-74
* 01-09-1988	Norman, Okla.	L 80-108
* 02-17-1988	STILLWATER	L 75-79
* 02-04-1989	STILLWATER	W 77-73
* 03-01-1989	Norman, Okla.	L 108-111
* 01-27-1990	Norman, Okla.	L 92-109
* 03-03-1990	STILLWATER	L 94-107
* 01-19-1991	Norman, Okla.	L 72-76
* 02-13-1991	STILLWATER	W 77-74
* 01-20-1992	Norman, Okla.	W 92-89
* 02-19-1992	STILLWATER	L 67-70
* 02-06-1993	STILLWATER	W 83-76
* 03-01-1993	Norman, Okla.	L 80-89
* 01-08-1994	Norman, Okla.	W 105-89
* 02-07-1994	STILLWATER	W 86-68
* 01-16-1995	STILLWATER	W 72-64
* 02-25-1995	Norman, Okla.	L 74-82
^ 03-11-1995	Kansas City, Mo.	W 74-58
* 02-05-1996	Norman, Okla.	L 75-81
* 02-28-1996	STILLWATER	W 89-67
* 01-27-1997	STILLWATER	W 73-72
* 02-22-1997	Norman, Okla.	L 64-80
* 01-26-1998	Norman, Okla.	W 88-84
* 02-14-1998	STILLWATER	W 70-66
* 01-12-1999	STILLWATER	L 43-54
* 02-06-1999	Norman, Okla.	L 65-72
^ 03-05-1999	Kansas City, Mo.	W 60-57
* 02-12-2000	Norman, Okla.	W 74-71
* 03-04-2000	STILLWATER	L 56-59
* 02-14-2001	STILLWATER	W 72-44
* 03-03-2001	Norman, Okla.	L 56-68
* 01-30-2002	Norman, Okla.	L 53-58
* 02-13-2002	STILLWATER	W 79-72
* 01-13-2003	STILLWATER	W 48-46
* 02-19-2003	Norman, Okla.	L 48-64
* 01-14-2004	STILLWATER	W 77-56
* 02-16-2004	Norman, Okla.	W 65-52
* 01-24-2005	Norman, Okla.	L 57-67
* 02-07-2005	STILLWATER	W 79-67

* 02-08-2006	STILLWATER	L 65-73
* 02-27-2006	Norman, Okla.	L 66-67
* 01-22-2007	STILLWATER	W 66-61
* 02-07-2007	Norman, Okla.	L 60-67

### TEXAS

**34-36**

<b>Big 12</b>	<b>8-14</b>
<b>Stillwater</b>	<b>16-10</b>
<b>Austin</b>	<b>11-21</b>
<b>Oklahoma City</b>	<b>5-3</b>
<b>Kansas City</b>	<b>1-2</b>
<b>Dallas</b>	<b>1-0</b>

**Top Performances**

Points	37 Mario Boggan (01-16-2007)
Rebounds	20 Mario Boggan (01-16-2007)
Assists	11 twice by Doug Gottlieb
Steals	5 on three occasions
Blocks	4 on three occasions

* 02-08-1918	Austin, Texas	L 9-33
* 02-09-1918	Austin, Texas	L 19-29
* 02-17-1922	Austin, Texas	L 13-38
* 02-18-1922	Austin, Texas	L 8-28
* 01-14-1923	Austin, Texas	W 28-27
* 01-20-1923	STILLWATER	L 17-34
* 02-17-1922	Austin, Texas	L 13-38
* 01-16-1924	Austin, Texas	L 15-22
* 01-16-1925	STILLWATER	W 46-10
* 01-17-1925	STILLWATER	W 27-15
12-11-1940	STILLWATER	W 48-42
12-29-1941	Oklahoma City, Okla.	W 46-38
12-29-1942	Oklahoma City, Okla.	L 36-45
12-26-1945	Oklahoma City, Okla.	W 69-34
12-27-1946	Oklahoma City, Okla.	W 40-39
12-31-1947	Oklahoma City, Okla.	W 32-31
12-30-1950	Oklahoma City, Okla.	W 47-38
12-02-1953	STILLWATER	W 54-37
12-07-1953	Austin, Texas	W 62-60
12-04-1954	Austin, Texas	W 64-63
12-08-1954	STILLWATER	W 77-49
12-03-1955	STILLWATER	L 56-59
12-10-1955	Austin, Texas	W 61-58
12-10-1958	Austin, Texas	W 66-39
02-04-1959	STILLWATER	W 58-33
12-15-1962	Austin, Texas	W 69-65
12-21-1963	STILLWATER	W 69-53
12-14-1964	Austin, Texas	W 73-69
12-13-1965	STILLWATER	L 51-56
12-10-1966	Austin, Texas	L 70-76
12-16-1967	STILLWATER	L 54-56
12-21-1968	Austin, Texas	W 66-60
12-17-1969	STILLWATER	W 54-51
12-14-1970	Austin, Texas	L 71-72
01-11-1972	Austin, Texas	L 61-67
12-09-1972	Austin, Texas	L 66-86
12-10-1973	STILLWATER	W 83-73
12-12-1974	Austin, Texas	W 73-63
12-03-1975	STILLWATER	W 88-73
11-29-1976	Austin, Texas	L 73-74
12-07-1977	STILLWATER	L 87-108
12-09-1978	Austin, Texas	L 70-85
12-29-1988	Oklahoma City, Okla.	L 84-85
* 01-04-1997	Austin, Texas	L 58-92
* 02-08-1997	STILLWATER	L 73-90
* 01-31-1998	Austin, Texas	L 73-88
* 02-24-1998	STILLWATER	W 80-58
^ 03-09-1998	Kansas City, Mo.	L 64-65
* 01-23-1999	Austin, Texas	L 70-73
* 02-14-1999	STILLWATER	L 68-73
^ 03-06-1999	Kansas City, Mo.	W 59-57
* 01-19-2000	STILLWATER	W 73-65
* 02-16-2000	Austin, Texas	L 57-68
* 01-06-2001	Austin, Texas	L 71-78
* 02-17-2001	STILLWATER	L 69-80
^ 03-09-2001	Kansas City, Mo.	L 54-55
* 01-05-2002	STILLWATER	L 61-70
* 02-20-2002	Austin, Texas	W 85-80
* 02-01-2003	Austin, Texas	L 65-78
* 02-22-2003	STILLWATER	W 82-77
* 01-24-2004	Austin, Texas	W 72-67
* 03-01-2004	STILLWATER	W 76-67
^ 03-14-2004	Dallas, Texas	W 65-49

* 01-17-2005	Austin, Texas	L 61-75
* 03-05-2005	STILLWATER	L 73-74
* 01-23-2006	Austin, Texas	L 46-80
* 02-19-2006	STILLWATER	W 81-60
* 01-16-2007	STILLWATER	W 105-103
* 02-12-2007	Austin, Texas	L 54-83
^ 03-10-2007	Oklahoma City, Okla.	L 64-69

### TEXAS A&M

**27-11**

<b>Big 12</b>	<b>18-4</b>
<b>Stillwater</b>	<b>12-3</b>
<b>College Station</b>	<b>10-6</b>
<b>Oklahoma City</b>	<b>3-0</b>
<b>Tulsa</b>	<b>1-1</b>
<b>Houston</b>	<b>1-0</b>
<b>El Paso</b>	<b>0-1</b>

**Top Performances**

Points	30 Royce Jeffries (12-30-1988)
Rebounds	14 Ivan McFarlin (03-08-2003)
Assists	13 Doug Gottlieb (01-22-2000)
Steals	6 Desmond Mason (01-06-1999)
Blocks	6 Andre Williams (03-08-2003)

* 02-05-1918	College Station, Texas	L 8-15
* 02-06-1918	College Station, Texas	L 18-21
* 01-15-1923	College Station, Texas	L 20-35
* 01-21-1923	STILLWATER	L 17-24
* 02-29-1924	STILLWATER	L 32-48
* 03-01-1924	STILLWATER	W 37-24
* 01-23-1925	College Station, Texas	W 24-15
* 01-24-1925	College Station, Texas	W 19-17
12-26-1940	Oklahoma City, Okla.	W 38-30
12-07-1949	STILLWATER	W 55-34
12-15-1960	Houston, Texas	W 60-58
12-06-1972	Tulsa, Okla.	L 64-67
12-18-1981	Austin, Texas	L 72-80
12-30-1988	Oklahoma City, Okla.	W 94-79
12-03-1994	Tulsa, Okla.	W 86-56
* 02-15-1997	College Station, Texas	W 62-60
* 02-19-1997	STILLWATER	W 72-55
* 01-03-1998	College Station, Texas	W 100-65
* 01-24-1998	STILLWATER	W 94-62
* 01-06-1999	College Station, Texas	W 64-59
* 01-30-1999	STILLWATER	W 66-61
* 01-22-2000	College Station, Texas	L 59-64
* 02-05-2000	STILLWATER	W 87-55
* 01-24-2001	STILLWATER	W 76-64
* 02-21-2001	College Station, Texas	W 82-76
* 02-16-2002	College Station, Texas	W 71-66
* 03-02-2002	STILLWATER	W 66-51
* 01-11-2003	College Station, Texas	W 93-76
* 03-08-2003	STILLWATER	W 77-52
* 02-03-2004	College Station, Texas	W 91-79
* 03-06-2004	STILLWATER	W 70-41
* 02-12-2005	College Station, Texas	W 66-59
* 03-02-2005	STILLWATER	W 69-63
* 01-11-2006	STILLWATER	W 79-77
* 02-11-2006	College Station, Texas	L 44-46
* 01-20-2007	College Station, Texas	L 49-67
* 02-21-2007	STILLWATER	L 46-66
^ 03-09-2007	Oklahoma City, Okla.	W 57-56

## TEXAS TECH

**27-12**

<b>Big 12</b>	<b>15-7</b>
<b>Stillwater</b>	<b>13-3</b>
<b>Lubbock</b>	<b>6-6</b>
<b>Oklahoma City</b>	<b>5-0</b>
<b>Kansas City</b>	<b>2-1</b>
<b>Dallas</b>	<b>1-0</b>
<b>Goodwell, Okla.</b>	<b>0-1</b>
<b>Birmingham, Ala.</b>	<b>0-1</b>

**Top Performances**

Points	35 Mario Boggan (02-10-2007)
Rebounds	22 Don Youman (12-15-1978)
Assists	15 Doug Gottlieb (02-27-1999)
Steals	6 Chianti Roberts (01-08-1997)
Blocks	5 twice by Andre Williams

01-01-1937	Oklahoma City, Okla.	W 38-19
12-30-1938	Oklahoma City, Okla.	W 37-34
12-03-1941	STILLWATER	W 53-40
12-27-1943	Oklahoma City, Okla.	W 66-31
12-30-1943	STILLWATER	W 44-24
12-03-1946	STILLWATER	W 39-33
12-27-1948	Oklahoma City, Okla.	W 47-26
12-13-1952	STILLWATER	W 77-41
12-13-1954	Goodwell, Okla.	L 48-49
12-27-1955	Oklahoma City, Okla.	W 65-47
01-06-1975	STILLWATER	L 62-72
12-13-1975	Lubbock, Texas	L 60-69
12-15-1978	Birmingham, Ala.	L 83-85
* 01-08-1997	STILLWATER	L 64-73
* 01-20-1997	Lubbock, Texas	L 64-70
* 01-10-1998	STILLWATER	W 66-63
* 02-18-1998	Lubbock, Texas	W 83-81
* 01-17-1999	Lubbock, Texas	W 69-55
* 02-27-1999	STILLWATER	W 93-67
* 01-08-2000	STILLWATER	W 55-47
* 02-02-2000	Lubbock, Texas	W 63-59
* 01-13-2001	STILLWATER	W 65-46
* 02-26-2001	Lubbock, Texas	W 66-58
03-08-2001	Kansas City, Mo.	W 71-59
* 01-19-2002	Lubbock, Texas	L 70-94
* 02-06-2002	STILLWATER	W 64-62
03-08-2002	Kansas City, Mo.	L 51-73
* 01-26-2003	Lubbock, Texas	W 79-70
* 02-24-2003	STILLWATER	L 57-62
* 01-10-2004	Lubbock, Texas	L 62-83
* 01-31-2004	STILLWATER	W 70-66
03-13-2004	Dallas, Texas	W 82-77
* 01-08-2005	Lubbock, Texas	W 76-66
* 02-19-2005	STILLWATER	W 85-56
03-13-2005	Kansas City, Mo.	W 72-68
* 01-28-2006	Lubbock, Texas	L 90-92
* 02-25-2006	STILLWATER	W 74-63
* 02-10-2007	STILLWATER	W 93-91
* 02-24-2007	Lubbock, Texas	L 57-59

**OPONENTS**  
  
**LIFE AS A COWBOY**  
  
**PLAYERS**  
  
**COACHES**  
  
**HISTORY**  
  
**ALMANAC**  
  
**YEAR IN REVIEW**  
  
**MEDIA INFORMATION**

\* Conference Game  
^ Postseason Game

## Arizona State

**5-3**
**Top Performances**

Points	34 Bryant Reeves (12-02-1993)
Rebounds	20 Andy Hopson (12-21-1973)
Assists	10 Andre Owens (12-02-1995)
Steals	3 on four occasions
Blocks	3 Bryant Reeves (12-02-1993)

12-09-1965	Stillwater, Okla.	W	61-49
12-21-1967	Phoenix, Ariz.	L	58-59
12-21-1973	Las Cruces, N.M.	W	77-72
12-02-1993	Tulsa, Okla.	W	87-69
12-22-1994	Tempe, Ariz.	L	69-72
12-02-1995	Stillwater, Okla.	W	90-85
12-07-1996	Tempe, Ariz.	L	67-68
12-10-1997	Oklahoma City, Okla.	W	79-68

## Duke

**1-1**
**Top Performances**

Points	20 Joe Adkins (03-15-1998)
Rebounds	8 Brett Robish (03-15-1998)
Assists	8 Doug Gottlieb (03-15-1998)
Steals	3 Desmond Mason (03-15-1998)
Blocks	1 Desmond Mason (03-15-1998)

12-19-1939	Baltimore, Md.	W	51-41
03-15-1998	Lexington, Ky.	L	73-79

## East Central

**1-2**

01-04-1929	Stillwater, Okla.	L	23-26
01-05-1929	Stillwater, Okla.	L	17-47
11-30-1981	Stillwater, Okla.	W	86-64

## Illinois

**1-2**
**Top Performances**

Points	16 Clayton Carter (12-11-1955)
Rebounds	11 V.R. Barnhouse (12-11-1955)

^ 03-27-1951	Minneapolis, Minn.	L	46-61
12-21-1953	Champaign, Ill.	W	65-60
12-11-1955	Stillwater, Okla.	L	53-59

## LSU

**1-2**
**Top Performances**

Points	28 Randy Rutherford (12-20-1994)
Rebounds	10 Bryant Reeves (12-11-1993)
Assists	11 Andre Owens (12-20-1994)
Steals	6 Andre Owens (12-20-1994)
Blocks	3 on two occasions

12-11-1993	New Orleans, La.	L	68-71
12-20-1994	Tulsa, Okla.	W	111-67
12-30-1999	New Orleans, La.	L	53-63

## Marquette

**4-0**
**Top Performances**

Points	26 Bryant Reeves (03-19-1993)
Rebounds	10 on two occasions
Assists	8 on two occasions
Steals	4 Cornell Hatcher (01-14-1992)
Blocks	1 on seven occasions

12-30-1990	Milwaukee, Wis.	W	70-43
01-14-1992	Stillwater, Okla.	W	64-52
03-19-1993	Indianapolis, Ind.	W	74-62
11-19-1998	Honolulu, Hawaii	W	57-54

## Missouri State

**5-0**
**Top Performances**

Points	33 Bryant Reeves (01-19-1994)
Rebounds	13 David Monds (11-25-2006)
Assists	6 Randy Rutherford (01-19-1994)
Steals	3 on three occasions
Blocks	3 Bryant Reeves (01-19-1994)

12-27-1938	Oklahoma City, Okla.	W	26-15
12-28-1942	Oklahoma City, Okla.	W	34-29
12-30-1992	Stillwater, Okla.	W	74-59
01-19-1994	Springfield, Mo.	W	68-63
11-25-2006	South Padre Island, Texas	W	73-70

## North Texas

**12-0**
**Top Performances**

Points	25 Matt Clark (12-28-1980)
Rebounds	15 Brian Montonati (11-27-1999)
Assists	16 Douga Gottlieb (11-27-1999)
Steals	5 twice by Melvin Sanders
Blocks	7 Leroy Combs (12-28-1980)

12-29-1937	Oklahoma City, Okla.	W	28-23
01-23-1954	Denton, Texas	W	66-51
01-15-1955	Stillwater, Okla.	W	79-52
01-25-1958	Denton, Texas	W	66-44
02-24-1958	Stillwater, Okla.	W	63-52
12-28-1980	Oklahoma City, Okla.	W	93-85
01-18-1988	Stillwater, Okla.	W	92-82
11-28-1989	Denton, Texas	W	94-66
11-29-1997	Stillwater, Okla.	W	98-60
11-27-1999	Stillwater, Okla.	W	103-65
11-28-2000	Denton, Texas	W	94-56
11-24-2001	Stillwater, Okla.	W	77-58

## Northwestern State

**7-1**
**Top Performances**

Points	24 on two occasions
Rebounds	11 Andre Williams (12-16-2000)
Assists	10 Doug Gottlieb (11-16-1998)
Steals	7 Victor Williams (12-08-2002)
Blocks	4 on two occasions

11-16-1998	Stillwater, Okla.	W	90-65
12-16-2000	Oklahoma City, Okla.	W	73-59
12-17-2001	Stillwater, Okla.	W	79-44
12-08-2002	Stillwater, Okla.	W	77-51
11-21-2003	Stillwater, Okla.	W	90-62
11-19-2004	Stillwater, Okla.	W	91-53
12-05-2005	Stillwater, Okla.	L	64-68
11-15-2006	Stillwater, Okla.	W	79-76

## Oral Roberts

**15-4**
**Top Performances**

Points	35 Fred Burley (03-04-1993)
Rebounds	14 Olus Holder (12-11-1976)
Assists	11 Matt Clark (01-11-1983)
Steals	4 Richard Dumas (01-18-1989)
Blocks	3 on six occasions

12-06-1975	Stillwater, Okla.	W	74-62
12-11-1976	Tulsa, Okla.	L	65-79
12-13-1977	Stillwater, Okla.	L	75-77
12-12-1978	Tulsa, Okla.	W	70-69
12-02-1980	Stillwater, Okla.	W	86-80
12-02-1981	Tulsa, Okla.	W	77-75
01-11-1983	Stillwater, Okla.	W	108-82
12-05-1983	Tulsa, Okla.	L	61-62
12-18-1984	Stillwater, Okla.	W	92-71
12-07-1985	Tulsa, Okla.	W	73-71
01-18-1989	Stillwater, Okla.	W	124-98
01-25-1992	Tulsa, Okla.	W	84-61
01-21-1993	Tulsa, Okla.	W	90-45
03-04-1993	Stillwater, Okla.	W	114-85
11-29-1993	Stillwater, Okla.	W	94-52
01-11-1995	Tulsa, Okla.	W	84-45
01-10-1996	Stillwater, Okla.	W	73-56
01-29-1997	Tulsa, Okla.	L	60-71
12-02-1997	Stillwater, Okla.	W	73-66

## Pittsburgh

**4-3**
**Top Performances**

Points	34 Byron Houston (11-27-1991)
Rebounds	15 Byron Houston (11-27-1991)
Assists	6 on five occasions
Steals	4 Byron Houston (12-01-1989)
Blocks	4 Byron Houston (11-26-1988)

02-08-1950	Stillwater, Okla.	W	43-34
11-26-1988	Pittsburgh, Pa.	L	75-93
12-01-1989	Charlotte, N.C.	L	90-102
12-27-1989	Atlanta, Ga.	L	81-92
11-27-1991	New York, N.Y.	W	74-63
03-25-2004	East Rutherford, N.J.	W	63-51
12-21-2006	Oklahoma City, Okla.	W	95-89

## Prairie View A&M

**1-0**
**Top Performances**

Points	25 Brooks Thompson (01-04-1994)
Rebounds	15 Bryant Reeves (01-04-1994)
Assists	6 Brooks Thompson (01-04-1994)
Steals	3 on two occasions
Blocks	5 Ian Phillip (01-04-1994)

01-04-1994	Stillwater, Okla.	W	113-51
------------	-------------------	---	--------

## Princeton

**0-1**
**Top Performances**

Points	15 Matt Clark (03-18-1983)
Rebounds	8 Leroy Combs (03-18-1983)
Assists	4 Lorenza Andrews (03-18-1983)
Steals	2 Matt Clark (03-18-1983)
Blocks	3 Leroy Combs (03-18-1983)

03-18-1983	Corvallis, Ore.	L	53-56
------------	-----------------	---	-------

## A&M-Corpus Christi

**5-0**
**Top Performances**

Points	35 JamesOn Curry (11-29-2006)
Rebounds	10 Daniel Bobik (01-06-2004)
Assists	9 JamesOn Curry (11-29-2006)
Steals	5 twice by Tony Allen
Blocks	2 on five occasions

12-04-1972	Stillwater, Okla.	W	96-83
01-08-2003	Stillwater, Okla.	W	91-58
01-06-2004	Stillwater, Okla.	W	84-52
01-03-2005	Corpus Christi, Texas	W	86-61
11-29-2006	Stillwater, Okla.	W	95-73

## Texas-Arlington

**9-1**
**Top Performances**

Points	32 Ray Crenshaw (01-14-1984)
Rebounds	13 on three occasions
Assists	9 Andre Owens (12-06-1995)
Steals	3 on seven occasions
Blocks	4 on two occasions

12-19-1969	Fort Worth, Texas	W	61-53
01-11-1982	Arlington, Texas	W	63-55
01-08-1983	Stillwater, Okla.	W	90-83
01-14-1984	Arlington, Texas	W	106-99
01-10-1985	Stillwater, Okla.	W	96-84
12-09-1985	Arlington, Texas	W	95-68
12-03-1987	Arlington, Texas	L	58-69
12-03-1988	Stillwater, Okla.	W	85-51
12-06-1995	Stillwater, Okla.	W	80-63
11-18-2005	Stillwater, Okla.	W	74-65

## Texas-San Antonio

**4-0**
**Top Performances**

Points	24 JamesOn Curry (12-30-2006)
Rebounds	14 Maurice Baker (01-03-2001)
Assists	12 Doug Gottlieb (12-04-1999)
Steals	5 Maurice Baker (01-03-2001)
Blocks	2 on five occasions

12-04-1999	Stillwater, Okla.	W	87-66
01-03-2001	Stillwater, Okla.	W	88-63
12-06-2003	Stillwater, Okla.	W	83-53
12-30-2006	Stillwater, Okla.	W	84-47

## Washington

**7-3**
**Top Performances**

Points	31 Desmond Mason (12-21-1999)
Rebounds	10 on three occasions
Assists	12 Doug Gottlieb (12-21-1999)
Steals	4 Desmond Mason (12-06-1997)
Blocks	3 Desmond Mason (12-06-1997)

^ 03-23-1951	Kansas City, Mo.	W	61-57
12-07-1956	Stillwater, Okla.	W	70-43
12-08-1956	Stillwater, Okla.	L	44-49
12-13-1957	Seattle, Wash.	W	46-39
12-14-1957	Seattle, Wash.	W	43-39
12-18-1967	Stillwater, Okla.	W	67-65
12-13-1968	Seattle, Wash.	L	44-46
12-14-1968	Seattle, Wash.	L	45-48
12-06-1997	Stillwater, Okla.	W	81-66
12-21-1999	Seattle, Wash.	W	84-72



School	W-L	Pct	School	W-L	Pct	School	W-L	Pct	School	W-L	Pct
Abilene Christian	3-1	.750	Duquesne	0-2	.000	Missouri Southern	1-1	.500	Southeast Missouri State	1-0	1.000
Air Force	1-1	.500	East Central	1-2	.333	Missouri State	5-0	1.000	Southeastern Louisiana	3-0	1.000
Alabama	2-3	.400	Eastern New Mexico	1-0	1.000	Missouri-St. Louis	1-0	1.000	Southeastern Oklahoma	2-0	1.000
Alaska-Anchorage	2-0	1.000	Eastern Washington	1-0	1.000	Montana	1-0	1.000	Southern	1-0	1.000
Alcorn State	3-0	1.000	Emporia State	0-2	.000	Montana State	1-0	1.000	Southern Illinois	2-3	.400
Angelo State	1-0	1.000	Evansville	1-0	1.000	Morehead State	1-0	1.000	Southern Miss	1-0	1.000
Appalachian State	2-0	1.000	Florida	0-2	.000	Nebraska	50-62	.446	Southern Utah	2-0	1.000
Arizona	0-3	.000	Florida Atlantic	1-1	.500	Nebraska-Omaha	1-0	1.000	Southwestern (Kan.)	2-2	.500
Arizona State	5-3	.625	Florida International	1-0	1.000	Nevada	1-0	1.000	Southwestern Oklahoma	5-6	.455
Arkansas	36-14	.720	Florida State	1-0	1.000	New Mexico	1-2	.333	Southwestern (Texas)	2-0	1.000
Arkansas State	9-2	.818	Fresno State	1-1	.500	New Mexico State	7-1	.875	St. Gregory's	1-0	1.000
Arkansas Tech	1-0	1.000	George Washington	4-2	.667	New Orleans	8-3	.727	St. John's (N.Y.)	0-1	.000
Arkansas-Little Rock	4-0	1.000	Georgia Southern	1-0	1.000	New York	3-0	1.000	Stephen F. Austin	2-2	.500
Arkansas-Monticello	1-0	1.000	Georgia Tech	2-1	.667	Niagara	1-1	.500	Syracuse	3-2	.600
Auburn	1-2	.333	Gonzaga	0-2	.000	North Carolina	1-0	1.000	TCU	17-2	.895
Austin Peay	1-0	1.000	Grambling	1-0	1.000	North Carolina A&T	1-0	1.000	Temple	5-3	.625
Ball State	2-0	1.000	Grinnell	11-15	.423	North Carolina State	1-0	1.000	Tennessee	1-1	.500
Baylor	47-12	.797	Hamline	1-0	1.000	North Texas	12-0	1.000	Tennessee State	1-0	1.000
Boise State	1-0	1.000	Hardin-Simmons	4-0	1.000	Northeastern Oklahoma	1-0	1.000	Texas	34-36	.486
Boston College	0-1	.000	Hartford	1-0	1.000	Northern Iowa	0-1	.000	Texas-Arlington	9-1	.900
Bowling Green	0-1	.000	Hawaii	2-0	1.000	Northwest Missouri State	3-0	1.000	Texas A&M	27-11	.711
Bradley	8-9	.471	Hofstra	1-0	1.000	Northwestern Oklahoma	3-1	.750	Texas A&M-Commerce	1-0	1.000
Brooklyn	1-0	1.000	Houston	12-7	.632	Northwestern State	7-1	.875	Texas A&M-Corpus Christi	5-0	1.000
Butler	0-4	.000	Houston Baptist	9-1	.900	Ohio State	2-0	1.000	Texas A&M-Kingsville	1-0	1.000
BYU	3-4	.429	Howard Payne	1-0	1.000	Oklahoma	89-121	.424	Texas-Pan American	5-2	.714
BYU-Hawaii	1-1	.500	Idaho	4-0	1.000	Oklahoma Baptist	7-1	.875	Texas-San Antonio	4-0	1.000
CCNY	4-1	.800	Illinois	1-2	.333	Oklahoma City	14-6	.700	Texas Southern	2-0	1.000
Cal Poly-Pomona	1-0	1.000	Iowa	0-1	.000	Oral Roberts	15-4	.789	Texas Tech	27-12	.692
Cal State-Fullerton	1-1	.500	Iowa State	57-51	.528	Oregon	0-1	.000	Texas Wesleyan	2-0	1.000
Cal State-Los Angeles	1-0	1.000	Jackson State	5-0	1.000	Oregon State	1-5	.167	Toledo	1-0	1.000
Cal State-Northridge	1-0	1.000	Jacksonville	2-1	.667	Penn	2-0	1.000	Trinity	3-0	1.000
California	4-1	.800	Kansas	51-101	.336	Penn State	1-0	1.000	Truman State	1-0	1.000
Canisius	2-0	1.000	Kansas State	45-68	.398	Pepperdine	5-1	.833	Tulane	2-1	.667
Carleton College	0-1	.000	Kent State	0-1	.000	Phillips	23-10	.697	Tulsa	68-36	.654
Centenary	3-0	1.000	Kentucky	1-3	.250	Pittsburg State	3-3	.500	UAB	1-1	.500
Central Connecticut State	1-0	1.000	LSU	1-2	.333	Pittsburgh	4-3	.571	UC-Davis	1-0	1.000
Central Missouri State	1-1	.500	LaSalle	1-0	1.000	Portland	1-0	1.000	UC-Santa Barbara	2-0	1.000
Central Oklahoma	13-5	.722	Lamar	6-1	.857	Prairie View A&M	1-0	1.000	UCLA	2-4	.333
Chicago State	2-0	1.000	Langston	1-0	1.000	Princeton	0-1	.000	UMKC	7-0	1.000
Cincinnati	3-2	.600	Long Beach State	2-2	.500	Providence	2-1	.667	UNC-Charlotte	0-1	.000
Clemson	0-1	.000	Long Island	4-2	.667	Purdue	1-0	1.000	UNLV	6-1	.857
Cleveland State	1-0	1.000	Louisiana Tech	3-0	1.000	Regis	1-1	.500	USC	5-5	.500
Colgate	1-0	1.000	Louisiana-Lafayette	0-1	.000	Rice	8-2	.800	UTEP	7-1	.875
College of Charleston	1-1	.500	Louisville	1-3	.250	Robert Morris	1-0	1.000	Utah	3-1	.750
College of Santa Fe	1-0	1.000	Loyola (Ill.)	4-2	.667	Roosevelt	1-0	1.000	Vanderbilt	1-1	.500
College of the Ozarks	2-0	1.000	Loyola Marymount	5-0	1.000	SMU	19-6	.760	Villanova	1-0	1.000
Colorado	57-47	.548	MacMurray	2-0	1.000	Saint Joseph's	4-2	.667	Virginia	1-0	1.000
Colorado College	1-0	1.000	Marist	0-1	.000	Saint Louis	32-17	.653	Virginia Commonwealth	1-0	1.000
Colorado School of Mines	1-0	1.000	Marquette	4-0	1.000	Saint Mary's (Calif.)	2-0	1.000	Wake Forest	1-1	.500
Colorado State	4-1	.800	Marshall	1-1	.500	Saint Mary's (Texas)	2-0	1.000	Washburn	14-2	.875
Connecticut	1-0	1.000	Maryland	0-1	.000	Sam Houston State	2-0	1.000	Washington	7-3	.700
Cornell	1-0	1.000	Massachusetts	1-0	1.000	Samford	4-0	1.000	Washington State	1-0	1.000
Creighton	19-21	.475	Memphis	3-2	.600	San Diego	1-0	1.000	Washington (St. Louis)	25-15	.625
Culver-Stockton	1-0	1.000	Mercer	1-0	1.000	San Diego State	1-2	.333	West Texas A&M	6-2	.750
Dallas Baptist	1-0	1.000	Miami (Fla.)	0-1	.000	San Francisco	1-0	1.000	West Virginia	0-1	.000
Dayton	0-2	.000	Michigan	1-2	.333	Santa Clara	1-0	1.000	Westminster (Mo.)	2-2	.500
Denver	2-0	1.000	Michigan State	2-1	.667	Seattle	1-0	1.000	Westminster (Pa.)	3-0	1.000
DePaul	11-8	.579	Midwestern State	3-0	1.000	Seton Hall	1-0	1.000	Wichita State	29-8	.784
Detroit	11-6	.647	Minnesota	2-3	.400	Siena	1-0	1.000	Wisconsin	1-0	1.000
Drake	40-11	.784	Minnesota-Duluth	1-0	1.000	South Alabama	0-1	.000	Wyoming	10-3	.769
Drexel	1-0	1.000	Mississippi	2-0	1.000	South Carolina	0-1	.000	Yale	1-0	1.000
Drury	1-0	1.000	Mississippi Valley State	1-0	1.000	South Dakota	0-1	.000			
Duke	1-1	.500	Missouri	38-72	.345	South Dakota State	2-1	.667			

OPPONENTS

LIFE AS A COWBOY

PLAYERS

COACHES

HISTORY

ALMANAC

YEAR IN REVIEW

MEDIA INFORMATION

## ALL-TIME ROSTER

ALL-TIME ROSTER

ALMANAC

Player	Years	Ht	Wt	Pos	#	Hometown	Letters	Player	Years	Ht	Wt	Pos	#	Hometown	Letters
Jerry Adair	1956-58	6-1	170	G	22	Sand Springs, Okla.	***	Tom Butler	1959-61	5-11	160	G		Brownwood, Texas	
Joe Adkins	1996-2000	6-2	190	G	35	Oklahoma City, Okla.	****	Luke Byler	2005-06	6-3	190	G	20	Wellington, Kan.	*
Frank Arington	1960-62	6-4	195	F	11	Frederick, Okla.	*	Dion Campbell	1983-85	6-4	180	G	25	Michigan City, Ind.	*
Muhammed Akbar	1985-86	6-6	220	F	34	Oklahoma City, Okla.		Roy Candley	1999-2000	7-2	380	C	52	Baton Rouge, La.	
Kirk Albright	1942-43	5-11	155	F		Kansas City, Kan.		Roy Carberry	1955-58	6-1	170	G	24	Guthrie, Okla.	3
Carl Alexander	1944-45	6-1	168	F	30	Drumright, Okla.		David Carpenter	1966-69	6-3	208	G	44	Arvada, Colo.	
Chad Alexander	1993-98	6-3	193	G	12	McPherson, Kan.	****	Jack Carpenter	1952-53	6-4	190	F		DeKalb, Ill.	
Darwyn Alexander	1988-92	6-0	185	G	14	New Orleans, La.	****	Terry Carroll	1973-74	6-3	180	G	10	Ames, Iowa	*
Glendon Alexander	1998-2000	6-3	220	G	4	Carrollton, Texas	**	Bud Carter	1951-53	6-0	175	G		West Fork, Okla.	*
Ray Alford	1984-85, 86-87	6-4	207	F	40	Wewoka, Okla.	**	Clayton Carter	1953-56	6-5	180	F	20	Borger, Texas	***
Scott Alford	1968-71	6-1	183	G	30	Washington, Ind.	***	Pat Carter	1970-71	6-2	180	G	44	Pawhuska, Okla.	
Vernon Allbert	1935-36	6-1	165	F		Raton, N.M.		Win Case	1983-85	5-10	160	G	10	Tulsa, Okla.	**
Frank Allen	1948-50	6-4	210	F	91	Anderson, Ind.		Zac Cazzelle	1998-2000	6-5	215	G/F	42	Stillwater, Okla.	**
Ronnie Allen	1946-47	5-8	140	G	95	Lexington, Ky.		Gene Cheatham	1942-43	5-11	155	F		Oklahoma City, Okla.	
Stuart Allen	1942-43	6-0	165	F		Louisville, Ky.		John Chesley	1980-81	6-6	223	C		Washington, D.C.	
Tony Allen	2002-04	6-4	205	G	24	Chicago, Ill.	**	Todd Christian	1986-88	6-6	190	G/F	15	Newton, Kan.	**
Audley Allison	1938-39	5-10	165	F		Oklahoma City, Okla.		Bill Christopher	1966-69	6-6	205	F/C	21	Oceanside, Calif.	***
Louis Amaya	1946-49	6-0	184	G	33, 77	Pueblo, Colo.	**	Howard Christy	1937-38	5-10	155	F	84	Okahoma City, Okla.	
Andy Anderson	1954-55	5-11	165	G		Stillwater, Okla.		Jerry Clack	1969-72	6-3	190	G	50	Okmulgee, Okla.	***
David Anderson	2000-01	6-7	190	F	15	Chatham, Va.	*	Bill Claraharn	1957-59	6-4	210	F		Harper, Kan.	*
Rick Anderson	1982-85	6-7	205	F	50, 42	Geneseo, Ill.	***	Arlen Clark	1956-59	6-8	185	C	54, 11	Colbert, Okla.	***
Wayne Anderson	1953-54	5-10	160	F		Stillwater, Okla.		Hugh Clark	1935-36	5-10	160	F		Wilburton, Okla.	
Anthony Andrews	1984-86	6-2	165	G	14	Oklahoma City, Okla.	**	Matt Clark	1978-83	6-3	190	G	42	Oklahoma City, Okla.	****
Lorenza Andrews	1979-83	6-3	178	G	22	Oklahoma City, Okla.	****	Lester "Monk" Clifford	1932-33	5-10	155	G	15	Stillwater, Okla.	
Walter Andrews	1933-34	5-10	150	G		Newkirk, Okla.		Ralph Clovis	1938-42	6-0	165	G	77, 85	El Reno, Okla.	*
James Armstrong	1959-60	6-2	180	G		Borger, Texas		M.J. Coen	1938-39	6-3	185	F	5	St. Joseph, Mo.	
Neill Armstrong	1943-44	6-2	175	G		Tishomingo, Okla.		Raymond Cole	1970-73	6-2	170	G	32	Gatesville, Texas	***
Joe Atkinson	1981-82, 83-85	6-7	206	F	41	Coyle, Okla.	***	Clyde Coleman	1935-36, 38-39	6-4	174	C		Tulsa, Okla.	
Sam Aubrey	1941-43, 45-46	6-4	195	C	27	Tulsa, Okla.	***	John Collins	1931-34	6-1	165	C	14	Headrick, Okla.	***
Fred Babb	1952-55	5-9	170	G		Fort Smith, Ark.	**	Merle Collins	1932-24	5-10	170	G	23	Headrick, Okla.	*
Don Bacon	1954-55	5-8	165	G		Sapulpa, Okla.		Terry Collins	1991-95	6-6	190	G	32	Joliet, Ill.	****
Maurice Baker	2000-02	6-1	183	G	1	Madison, Ill.	**	Leroy Combs	1979-83	6-8	210	F/C	32	Oklahoma City, Okla.	****
Shawn Baker	1983-85	6-10	207	C	50	Tulsa, Okla.	**	Ed Condon	1951-52	6-0	185	G		Washington, D.C.	
Alan Bannister	1985-88	7-4	285	C	55, 43	Horwich, England	*	Mark Connolly	1978-81	6-6	210	F	55, 24	Culver City, Calif.	***
Doug Barnes	1965-66	6-1	180	G	22	Duncan, Okla.		Dennis Constien	1976-77	6-10	235	C	55	Anadarko, Okla.	
Reggie Barnett	1977-79	6-2	190	G	40	Great Falls, Mont.	*	Hugh Coonfield, Sr.	1933-36	6-2	160	C	22	Enid, Okla.	*
V.R. Barnhouse	1953-56	6-2	170	G	22	Kellerton, Iowa	***	Hugh Coonfield, Jr.	1962-65	6-3	180	G	44	Putnam City, Okla.	**
Beuford Barnum	1933-35	5-10	168	F		Atoka, Okla.	**	Bill Cooper	1945-46	6-2	170	G		McAlester, Okla.	
Bill Barrett	1938-39	6-4	190	C	8	Skiatook, Okla.		Glen Cooper	1964-65	6-5	170	F		Sentinel, Okla.	
Bill Barringer	1935-38	6-3	180	C	82, 99	Brookland, Ark.	***	James Cooper	1961-64	6-3	180	G	55, 40	Drumright, Okla.	***
Ben Baum	1993-95	6-11	234	C	44	Aurora, Colo.	**	Kenny Cooper	2005-07	6-10	260	C	40	Monroe, La.	**
Kyle Bayliff	1982-84	6-1	175	G	12	Stillwater, Okla.		Rick Cooper	1967-70	6-5	200	G/F	55	Drumright, Okla.	**
Bill Beierschmitt	1964-65	6-2	196	F		Alva, Okla.		R.C. Cox	1935-38	5-11	155	F	88	Watonga, Okla.	**
Eugene Bell	1939-42	6-3	165	G	88, 20	Jay, Okla.	**	Terrence Crawford	2000-05	6-6	239	F	14, 42	Oklahoma City, Okla.	****
Carol Bender	1947-49	5-9	180	G		Plains, Kan.		Francis Creel	1936-38	6-2	168	G		Tulsa, Okla.	
A.L. Bennett	1942-43, 45-48	6-2	165	F	65	Holdenville, Okla.	****	Ray Crenshaw	1980-84	6-7	207	F	55	Pritchard, Ala.	****
Owen Bennett	1942-43	6-3	170	C		Holdenville, Okla.		Charles Crook	1943-45	6-0	160	G	4	Little Rock, Ark.	
Von Bennett	1992-93	6-9	260	F/C	25	Stillwater, Okla.	*	Herchel Crow	1954-57	6-5	197	C	25, 21	Altus, Okla.	
Lester Berryhill	1963-66	6-3	190	G	42	Atoka, Okla.	***	Bill Crowe	1943-44, 45-46	6-3	165	F		Waurika, Okla.	**
Frank Bigham	1953-55	6-2	170	G	30	Bethel, Kan.	**	Joe Crutchfield	1955-58	6-4	193	F	32	Duncan, Okla.	***
Scott Blakemore	2001-03	6-0	144	G	25	Bartlesville, Okla.	**	Brad Currelly	1978-80	7-0	215	C	52	New Port Richey, Fla.	**
Don Blakley	1960-61	6-3	175	F	30	St. Joseph, Mo.		JamesOn Curry	2004-07	6-3	190	G	24	Pleasant Grove, N.C.	***
Tim Bloedorn	1970-73	6-3	191	G	10	Cuyahoga Falls, Ohio	*	Paul Curtain	1935-36	5-9	150	F		Guthrie, Okla.	
Rich Bobby	1974-78	6-4	185	G/F	14, 50	Hammond, Ind.	***	Brent Dahle	1972-75	6-8	235	F/C	50	Las Vegas, Nev.	**
Daniel Bobik	2002-05	6-4	200	G	20	Newbury Park, Calif.	**	Rick Daniel	1976-77	6-2	200	G	41	Louisville, Ky.	
Lonnie Boeckman	1973-77	7-4	215	C	34	Okeene, Okla.	**	Ronnie Daniel	1973-77	5-11	165	G	32, 20	Louisville, Ky.	****
Frank Bogert	1941-43, 46-47	6-1	200	G	29, 90	Enid, Okla.	**	Pete Darcey	1949-52	6-7	218	C		Oklahoma City, Okla.	***
William Bogert	1942-43, 47-48	6-2	170	G		Enid, Okla.		Charles Darr	1945-46	6-2	170	F		Oklahoma City, Okla.	
Mario Boggan	2005-07	6-7	235	F	4	Durham, N.C.	**	George Darrow	1940-41	6-1	175	G	42	Oklahoma City, Okla.	
Wayne Boles	1945-46	6-0	170	F		Oklahoma City, Okla.		Chuck Davis	1986-90	6-0	160	G	10	Oklahoma City, Okla.	****
Byrdene Bomgardner	1933-34	5-11	165	F		Tuttle, Okla.		Derrick Davis	1987-88	5-10	170	G	11	Washington, D.C.	*
Bob Bouldin	1949-50	6-2	188	F		Sudar, Texas		Jay Davis	1986-87	5-11	175	G	5	Edmond, Okla.	*
Tom Boyd	1942-43	6-2	165	G		Tulsa, Okla.	*	Randy Davis	1991-92	6-9	205	F/C	42	Houston, Texas	*
Adarius Bowman	2006-07	6-5	225	G	12	Chattanooga, Tenn.	**	Shawn Davis	1988-91	6-5	190	G	23, 21	Ferriday, La.	*
Joe Bradley	1945-49	6-2	170	G	22	Cowden, Okla.	****	Donald Dean	1947-48	6-1	184	G		Marlow, Okla.	
Keith Branch	1963-66	6-5	199	F	50	Kaw City, Okla.	*	Terry Dean	1969-72	6-4	205	F	21	Jones, Okla.	**
Eldon Brooks	1957-58	6-2	175	F		Pryor, Okla.		Max Dearing	1958-59	6-2	180	G	21	Guyton, Okla.	
Brad Brown	1963-64	5-11	180	G	25	San Antonio, Texas		Ross DeRogatis	2002-04	6-1	190	G	12	Mansfield, Texas	
Chad Brown	1964-67	6-3	180	G	14	Houston, Texas	**	Larry Deutschendorf	1956-59	6-0	185	G	42, 15	Cloud Chief, Okla.	**
Jamaal Brown	2005-06	5-10	200	G	10	Chicago, Ill.	*	Cleo Dobson	1933-36	6-3	180	C	66	Coyle, Okla.	**
Milton Brown	1990-93	6-4	215	F	30	Little Rock, Ark.	***	Frank Dolf	1943-44	6-0	155	F		Apache, Okla.	*
Paul Brown	1936-37	6-0	155	F		Oklahoma City, Okla.		Marlon Dorsey	1995-97	6-4	193	G	10	Shelby, Miss.	**
Ronnie Brown	1982-83	6-7	180	F	40	Midwest City, Okla.		Marcus Dove	2003-07	6-9	215	G/F	5	Long Beach, Calif.	***
Antoine Broxsie	1999-2002	6-10	240	F/C	21	Tampa, Fla.	**	Danny Doyle	1937-40, 43-44	6-1	190	G	82, 24	Dale, Okla.	****
Keith Brumbaugh	2005-06	6-8	215	F	23	Deland, Fla.	**	Luther Doyle	1941-42	6-2	170	F	4	Dale, Okla.	*
Leon Bruner	1931-34	5-10	160	G	25	Oklahoma City, Okla.	***	Tommy Doyle	1962-64	6-2	175	G	20	Stillwater, Okla.	*
Bob Buck	1969-70	6-6	185	F	34	St. Louis, Mo.	*	Dick Draudt	1946-47	6-6	205	C		Hamburg, N.Y.	
R.C. Buford	1981-82	6-5	210	F	52	Wichita, Kan.		Billy Dreher	1988-89	6-4	170	G	15	Grand Junction, Colo.	*
Eddie Bunch	1959-62	6-8	205	C		Stillwater, Okla.	***	Tom Duckett	1972-74	6-6	195	G/F	21	Mustang, Okla.	*
Dennis Burbank	1990-91	6-6	240	F	50	Anaheim, Calif.	*	Carl Dudek	1965-67	6-7	224	C	54	Carter, Okla.	
Sid Burcham	1965-66	6-8	220	C	52	Tulsa, Okla.	*	Richard Dumas	1987-90	6-7	200	F	21	Tulsa, Okla.	***
F.B. "Floyd" Burdette	1943-44	6-5	192	C		Martin, Tenn.	*	George Durham	1941-42	6-2	175	G	9	Enid, Okla.	
Connie Burdick	1952-54	6-3	190	F	34	Alva, Okla.	**	Jerry Dusenbury	1958-59	5-9	160	G	60	Anthony, Kan.	
Fred Burley	1992-94	6-6	215	F	24	Oklahoma City, Okla.	**	Harry Easter	1930-31, 33-36	5-10	145	F	77	Bartlesville, Okla.	****





ALL-TIME ROSTER

Player	Years	Ht	Wt	Pos	#	Hometown	Letters
Byron Eaton	2005-07	5-11	215	G	00	Dallas, Texas	**
L.J. Egleston	1940-42	6-1	165	F	5	Walters, Okla.	***
Troy Egleston	1942-43	5-9	135	F		Walters, Okla.	
Ray Eiselein	1947-48	6-8	230	C		Hopkins, Minn.	*
Brandon Elliott	2004-05	6-4	176	G	35	Lewis, Kan.	
Kermit Ellis	1954-56	6-3	170	F	54	Shidler, Okla.	
Bob Entzminger	1949-50	6-2	194	F		Oklahoma City, Okla.	
Cecil Epperley	1959-62	6-4	205	F		Stillwater, Okla.	***
Willard Eppler	1936-37	6-1	158	F		Cyril, Okla.	
Anthony Epps	1982-84	6-7	200	F	44	Jackson, Miss.	**
Edward Esparza	1944-45	5-7	139	F	88	Stillwater, Okla.	
Terry Faggins	1984-86	6-5	170	G/F	12, 30	Pampa, Texas	**
Charles Faulkner	1955-58	6-0	175	F	50	Guthrie, Okla.	**
Jim Feamster	1964-67	6-6	200	F/C	55, 44	Louisville, Ky.	***
Harry Fenimore	1944-46	5-11	150	F	27	Woodward, Okla.	
Hoyt Ferguson	1942-43	5-11	160	F		Holdenville, Okla.	
Ray Field	1953-57	6-0	175	G	42, 14	Texhoma, Okla.	**
Bill Fisher	1964-67	6-2	180	G	20, 30	Muskogee, Okla.	***
Dave Fisher	1971-73	6-1	170	G	30	Moore, Okla.	*
Marc Fisher	2005-06	6-0	165	G	11	DeLand, Fla.	
Ron Fisher	1954-57	5-10	175	G	12, 27	East Alton, Ill.	**
Kerry Fitzgerald	1973-74	6-3	180	G/F	30	South Bend, Ind.	
Kevin Fitzgerald	1971-74	6-6	175	G/F	55	South Bend, Ind.	***
Jim Fleming	1955-58	5-10	160	G	10, 8	Shawnee, Okla.	**
Nate Fleming	1999-2001	5-11	180	G	11	Edmond, Okla.	**
Roderick Flemings	2005-06	6-7	215	G/F	12	DeSoto, Texas	*
Joe Fletcher	1940-41	6-4	195	G	82	Stillwell, Okla.	
Leroy Floyd	1939-41	6-0	165	G	23	Argonia, Kan.	**
Bryan Fowler	1987-89	6-9	220	F	54	Cushing, Okla.	**
Howard Francis	1936-37, 38-41	6-3	185	C	4	Altus, Okla.	**
Wes Franklin	1982-84	6-8	220	C/F	54	Oklahoma City, Okla.	
George Freeman	1935-36	5-11	175	G	48	Poughkeepsie, Ark.	*
Melvin Freeman	1954-55	6-2	175	F		Oklahoma City, Okla.	
Joe French	1932-33	6-4	195	C	17	Stillwater, Okla.	
Ed Frey	1933-34, 35-36	5-11	175	G		Chickasha, Okla.	
Vernon Friels	1937-38	5-9	158	G	48	Loco, Okla.	
Tom Fuller	1951-54	6-2	180	F	10	Valliant, Okla.	**
Trumaine Fuqua	2003-04	6-9	240	F	0	Oakland, Calif.	
Cheyne Gadson	2001-03	6-3	202	G	30	Jamaica, N.Y.	**
Glen Gaffaney	1935-36	6-0	143	F		Maud, Okla.	
Chris Gafney	1986-90	6-4	185	G	4	Tulsa, Okla.	****
Lee Galloway	1945-46	5-8	160	F		West Plains, Mo.	
Reuben Gant	1972-73	6-5	225	F		Tulsa, Okla.	*
Roy Gardner	1939-40, 41-42	5-11	173	F	33, 84	Ramona, Okla.	
Glen Garten	1942-43	5-10	164	F		Hopkins, Mo.	
Paul Geymann	1945-47	6-1	175	F	55	Wichita, Kan.	*
John Gibbs	1938-39	6-5	200	C	29	Piedmont, Mo.	*
Melvin Gilliam	1985-87	6-1	170	G	40, 30	Tulsa, Okla.	**
John Gillum	1954-55	6-5	200	C		Stillwater, Okla.	
John Gilmore	1998-99	6-7	240	F	32	Missouri City, Texas	*
Wayland Glover	1942-43	6-5	180	G		Okmulgee, Okla.	
L.C. Gordon	1958-61	6-1	172	G	25, 32	Memphis, Tenn.	**
Tim Gorsuch	1967-68	5-9	155	G		Wichita, Kan.	
Doug Gottlieb	1997-2000	6-1	180	G	44	Orange, Calif.	***
Joey Graham	2002-05	6-7	217	G/F	14	Brandon, Fla.	**
Stephen Graham	2002-05	6-6	213	G	21	Brandon, Fla.	**
Dana Gray	1985-86	6-2	175	G	25	Arlington, Texas	
Herschel Gray	1939-41	6-4	203	C	80	Chickasha, Okla.	
Jim Green	1954-56	6-1	170	F	40	Temple, Okla.	
Jon Green	1962-64	6-7	212	C	55	Okmulgee, Okla.	
Fritz Greer	1959-61	6-0	180	G	22	Duncan, Okla.	**
David Griffin	1956-57	6-3	180	F	26	Hope, Ark.	
Sparky Grober	1967-70	5-10	165	G	20	Muskogee, Okla.	***
Joe Halbert	1944-48	6-7	210	C	80, 91	Throckmorton, Texas	****
Jerry Hale	1955-58	6-3	190	F	30	Hooker, Okla.	***
Larry Hale	1957-58	6-2	180	F		Hooker, Okla.	
Auddie Hall	1944-45	6-2	192	G	9	Clarita, Okla.	
Maurice Hall	1947-48	5-11	170	G		Bethany, Okla.	
Phillip Haller	1961-63	6-4	200	F	15	Oklahoma City, Okla.	
Tom Hamby	1958-61	6-4	197	F	35, 34	El Reno, Okla.	
Bill Hance	1943-44	5-10	155	G		Oklahoma City, Okla.	
Cecil Hankins	1944-45					Sand Springs, Okla.	*
Eddie Hannon	1980-82	6-0	160	G	14	Indianapolis, Ind.	**
Earle Harmon	1942-43	5-10	148	F		Oklahoma City, Okla.	
Foster Harrington	1932-33	5-10	160	F		Douglas, Okla.	
Bob Harris	1946-49	6-6	180		88	Linden, Tenn.	***
M.E. Harris	1933-34	6-1	185	G		Chickasha, Okla.	
Terrel Harris	2005-07	6-5	190	G	1	Garland, Texas	**
Jack Hartman	1943-44	5-10	160	G		Webb City, Okla.	*
Pete Harvey	1940-41	6-2	175	G	9	Oklahoma City, Okla.	
Don Haskins	1949-50, 51-53	6-2	175	F	30	Enid, Okla.	***
Gary Hassmann	1961-65	6-3	190	G/F	42, 12	Louisville, Ky.	***
Tyler Hatch	2006-07	6-6	205	F	23	Ft. Worth, Texas	*
Cornell Hatcher	1990-92	6-5	225	G/F	24	Tulsa, Okla.	**

Player	Years	Ht	Wt	Pos	#	Hometown	Letters
Gene Hawk	1966-69	5-9	170	G	32	Enid, Okla.	***
Larry Hawk	1961-65	6-1	155	G	4, 10	Enid, Okla.	***
Larry Hayes	1945-46, 47-49	6-1	170	G	35	Webb City, Mo.	***
Don Heffington	1957-60	5-10	160	G	3	Drumright, Okla.	***
Ollie Helderle	1945-47	6-5	190	C	44	Oklahoma City, Okla.	
Mike Hendren	1994-95	6-5	192	G	33	Russellville, Ark.	
Bob Hendrick	1951-54	6-6	205	C	42	Oklahoma City, Okla.	**
Tom Hennigh	1963-64	6-2	170	G	11	Gulfport, Miss.	
R.B. "Abe" Hensley	1930-33	6-2	180	G	30	Oklahoma City, Okla.	***
Jack Herron, Sr.	1940-43	6-3	180	G	24	Vinson, Okla.	**
Jack Herron, Jr.	1964-68	6-4	180	G	40, 24	Norman, Okla.	***
Ken Hicks	1950-53	6-0	160	G	22	Oklahoma City, Okla.	**
Aaron Hill	2001-02	6-3	186	G	2	Gunnison, Utah	*
C.J. Hixson	1951-55	6-2	170	F	24	Fort Smith, Ark.	*
Jack Hobbs	1943-44, 48-50	5-11	160	F	33	Sentinel, Okla.	*
Olus Holder	1974-78	6-6	205	F	32	Chicago, Ill.	****
Dale Holderman	1949-50	6-1	175	G		Chickasha, Okla.	
Henry Holderman	1942-43	5-11	165	F		Chickasha, Okla.	
James Holley	1968-69	6-6	185	F/C	12	Lawton, Okla.	
Jack Hollingsworth	1957-60	6-2	185	G	13	Wichita, Kan.	**
Denver Holton	1943-44	6-0	150	F		Sand Springs, Okla.	
Jack Hopkins	1938-40	6-0	150	G	6	Pawhuska, Okla.	**
Andy Hopson	1972-75	6-8	235	C	54	Chicago, Ill.	***
Byron Houston	1988-92	6-7	250	F/C	35	Oklahoma City, Okla.	****
Ted Hughes	1945-46	6-0	185	G		Pauls Valley, Okla.	
Tim Hund	1972-75	6-11	209	C	52, 44	Wamego, Kan.	*
Scott Hunt	1982-84	6-0	175	G	25, 14	Borger, Texas	
Henry W "Moe" Iba	1958-62	6-1	180	G	41, 40	Stillwater, Okla.	***
Howard "Skip" Iba	1963-66	6-3	185	G	24, 32	Ft. Worth, Texas	**
Onye Ibekwe	2002-04	6-7	225	F	2	Los Angeles, Calif.	*
Todd Ikarid	1956-59	6-2	185	F	6, 23	Hugoton, Kan.	**
Guy Ikpah	2000-03, 04-05	6-0	174	G	13	Uniontown, N.J.	**
Andre Ivy	1985-86	6-4	195	F	32	St. Louis, Mo.	*
Ricky Jacobs	1979-82	6-5	190	F	40	Cincinnati, Ohio	***
Tom Jaquet	1943-44, 46-49	6-4	180	F	75	St. Joseph, Mo.	****
Raymond Jarvis	1933-34	6-0	175	F		Gould, Okla.	
Mike Jeffries	1969-72	6-4	191	F	40	Evansville, Ind.	***
Royce Jeffries	1986-90	6-6	220	F	24	Soper, Okla.	****
Harold Jennings	1943-44	6-0	160	F		Sentinel, Okla.	
L. Nels Jensen	1949-50	5-10	165	G		Chicago, Ill.	
Art Johnson	1937-40	6-1	160	F	77, 7	Ryan, Okla.	**
Ben Johnson	1949-50	6-2	170	F		Chickasha, Okla.	
Bill Johnson	1945-46	6-2	150	G		Oklahoma City, Okla.	
Don Johnson	1949-52	6-2	190	F		Chickasha, Okla.	***
Doyle Johnson	1944-45	6-2	165	F	25	Seminole, Okla.	
Eli Johnson	1974-78	6-7	200	F	21, 24	Indianapolis, Ind.	***
Gene Johnson	1962-65	6-7	218	C	52	Seminole, Okla.	***
Jeff Johnson	2001-03, 04-05	6-1	163	G	32	Kingfisher, Okla.	***
Michael Johnson	1997-99	6-7	220	F	33	Shawnee Mission, Kan.	*
Torre Johnson	2005-06	6-6	215	F	55	Milwaukee, Wis.	*
W. F. Johnson	1945-46	6-0	160	F		Bethany, Okla.	
Andrew Jones	1975-78	6-7	195	F	44	Miami, Fla.	**
D.W. Jones	1944-45	5-10	145	G	8	Enid, Okla.	
Earl Jones	1989-93	6-2	175	G	3	Tulsa, Okla.	**
Mitch Jones	1982-86	6-3	174	G	14, 22	Choctaw, Okla.	****
Fredrik Jönzén	1998-2002	6-10	229	F/C	12	Uppsala, Sweden	****
Thomas Jordan	1988-89	6-10	235	F/C	22	Baltimore, Md.	*
Charles Kalsu	1935-38	6-5	200	C	54	Moore, Okla.	***
Preston Keely	1932-34	5-10	165	G	11	Arcadia, Okla.	*
George Keely	1964-65	6-1	174	G		Luther, Okla.	
Jason Keep	1999-2001	6-10	280	C	43	Moscow, Idaho	**
Frank Kellert	1942-43	6-3	180	G		Oklahoma City, Okla.	
Lyle Kelly	1959-62	6-11	205	C	20	Phoenix, Ariz.	
Howard Kelsey	1975-78	6-3	185	G	14	Vancouver, B.C., Canada	*
Henry Kemple	1955-57	6-6	190	C	44, 25	Chamois, Mo.	**
Steve Kennedy	1985-86	6-5	185	G		Oklahoma City, Okla.	
Weldon Kern	1944-46	5-10	145	F	7	Lawton, Okla.	**
Frank Kerns	1949-50	5-10	145	G		Omaha, Neb.	
Ellis Kidd	2000-01	6-4	180	G	24	Dallas, Texas	
K.C. Kincaide	1972-75	6-4	205	G	24	Nowata, Okla.	***
Sylvester Kincheon	1986-88	6-10	235	C	42	Austin, Texas	**
James King	1962-65	6-5	198	F	22	New Orleans, La.	***
Steve King	1970-71	6-0	180	G	20	Midwest City, Okla.	
Herb Kirchmeyer	1939-40	6-6	185	C	30	Cushing, Okla.	
Dave Kragel	1974-76	6-8	210	F/C	51, 55	Corning, Iowa	**
Tony Kraus	1970-72	6-4	206	F	54	St. Louis, Mo.	**
Don Krouse	1948-49	6-1	160	F		Stillwater, Okla.	
Dick Krueger	1935-38	5-9	145	F	44	Oklahoma City, Okla.	***
Willard Kruger	1932-34	6-2	165	C	12	Raton, N.M.	*
Robert Kurland	1942-46	7-0	212	C	54, 90	Jennings, Mo.	****
Paul LaBrue	1962-65	6-1	195	G	32	Byron-Driftwood, Okla.	***
Jerome Lambert	1995-96	6-8	215	F	32	Arkadelphia, Ark.	*
Keith Lane	1952-53	6-5	195	F		Borger, Texas	
Estell Laster	1996-98	6-2	172	G	25	Oklahoma City, Okla.	*

ALL-TIME ROSTER

LIFE AS A COWBOY

PLAYERS

COACHES

HISTORY

ALMANAC

YEAR IN REVIEW

MEDIA INFORMATION



# OKLAHOMA STATE BASKETBALL COWBOYS 2007-08

## ALL-TIME ROSTER

ALL-TIME ROSTER

ALMANAC

Player	Years	Ht	Wt	Pos	#	Hometown	Letters	Player	Years	Ht	Wt	Pos	#	Hometown	Letters
Daniel Lawson	1999-2001	6-5	215	G	3	Detroit, Mich.	*	Fred Norton	1937-38	6-0	165	F	85	Shawnee, Okla.	
Bill Layden	1942-43	5-10	155	F		McAlester, Okla.		Dickey Nott	1977-81	6-3	185	G	10	Little Rock, Ark.	**
Bill Lewis	1949-50	6-2	165	F		Duncan, Okla.		Houston Nutt, Sr.	1954-56	6-2	170	G	14	Fordyce, Ark.	*
Billy Lewis	1995-97	6-1	178	G	33, 11	Enid, Okla.	**	Houston Nutt, Jr.	1979-81	6-2	200	G	20	Little Rock, Ark.	*
Bob Lewis	1947-50	6-2	170	F	99	Duncan, Okla.	*	Ken O'Neal	1966-69	6-2	202	G	50	Hobart, Okla.	***
Herschel Linn	1936-39	6-2	178	G	66, 3	Cushing, Okla.	**	Wayland O'Neal	1956-58	6-1	170	G	40	Chickasha, Okla.	
Don Linsenmeyer	1959-63	6-4	185	G	14, 24	Stillwater, Okla.	**	Ed Odum	1978-80	6-3	178	G	20, 14	Chattanooga, Tenn.	**
Russell Linton	1935-36	5-10	155	F		Oklahoma City, Okla.		Bob Olsen	1936-38	6-2	165	C	22	Oklahoma City, Okla.	*
Lester List	1932-35	5-10	165	G	22	Bristow, Okla.	***	Andre Owens	1994-96	5-11	174	G	35	South Bend, Ind.	**
Chuck Liston	1995-96	6-5	207	F	42	Morrison, Okla.		Bob Pager	1950-52	6-6	214	C		Salem, Ohio	**
Taylor Little	1934-37	6-1	185	G	42	El Reno, Okla.	***	Bill Parker	1944-45	5-11	165	F	5	Oklahoma City, Okla.	
Brad Livingstone	1978-82	6-10	200	C	34	Oklmulgee, Okla.	***	Clarence Parker	1945-48	6-4	185	G		West Plains, Mo.	
Terry London	1968-70	6-1	170	G	12	Stillwater, Okla.		Gary Parker	1961-62	6-2	195	G	44	Lee's Summit, Mo.	
Martin Loper	1945-46	6-2	200	G		Pauls Valley, Okla.		J.L. Parks	1944-46, 47-49	6-0	175	G	28, 44	Pauls Valley, Okla.	****
John Lucas	2003-05	5-11	152	G	15	Houston, Texas	**	Doyle Parrack	1941-43, 44-45	6-0	160	F	23	Walters, Okla.	**
Jack Lyon	1944-45	5-10	135	G	6	Wichita, Kan.		Jerry Parrish	1948-49	5-9	145	G		Beaumont, Texas	
Cedric Mackyeon	1988-89	6-6	180	F/G	25	Gonzales, La.	*	Harvey Pate	1938-41	6-2	163	F	23	Oklahoma City, Okla.	**
Buford Maddox	1940-43	5-11	150	F	7	Enid, Okla.	**	Jim Pate	1935-36	6-0	140	G	33	Oklahoma City, Okla.	
Vernon Magnuson	1959-62	6-5	176	F	12	Princeton, Ill.		Roshon Patton	1985-87	5-11	173	G	10, 11	Oklahoma City, Okla.	**
John Malone	1951-54	6-1	165	G	50	Duncan, Okla.		John Peacock	1958-61	6-4	189	F	54, 55	Wyandotte, Okla.	
Keith Malone	1986-87	6-3	172	G	32	Gardena, Calif.	*	Bob Pearson	1966-67	6-7	230	C	22	Le Mars, Iowa	
Tom Maloney	1952-55	6-4	180	F	40	Oklahoma City, Okla.	***	Ron Pearson	1952-54	6-5	200	C	44	Chicago, Ill.	
Jason Manuel	1985-87	6-8	205	F	44, 34	Opelousas La.	**	Dale Peevey	1948-50	6-0	195	G		Brinkman, Okla.	
Bryndon Manzer	1992-94	6-1	165	G	14	Stillwater, Okla.	**	Dale Peier	1953-56	6-7	200	C	6	Pond Creek, Okla.	**
Robert Maresh	1945-46	6-1	170	G		Tulsa, Okla.		Sean Penn	1991-93	6-9	245	F/C	44	Clearwater, Fla.	*
Jack Marlow	2000-02	7-0	308	C	55	Tulsa, Okla.	*	Tracy Penn	1980-82	6-0	170	G	20	Columbus, Ohio	**
Desmond Mason	1996-2000	6-5	215	F	34	Waxahachie, Texas	****	Harry Percy	1949-50	5-11	165	G		Stillwater, Okla.	
Jack Mason	1954-55	6-2	180	F		Barnsdall, Okla.		Richard Peters	1959-61	6-3	188	F	45	Talmage, Neb.	
Bob Mattick	1951-54	6-11	225	C	12	Chicago, Ill.	***	Adrian Peterson	1995-99	6-4	205	G	20	North Little Rock, Ark.	****
Clark Maughan	1973-76	6-3	180	G	41	Las Vegas, Nev.	**	Mike Peterson	1987-88	6-5	185	G/F	20	Cincinnati, Ohio	*
Wilton Maxwell	1938-39	6-0	175	G		Atoka, Okla.		Aaron Pettway	2004-06	6-10	240	F/C	50	Mobile, Ala.	**
Rob Mayberry	1976-78	6-7	200	F	33, 42	Oklahoma City, Okla.		Jon Phelps	1980-82	6-9	215	F/C	50	Alva, Okla.	**
Allen Maynard	1935-36	6-0	160	F		Purcell, Okla.		S.C. Phelps	1936-37	6-2	193	G		Amber, Okla.	
Emmett McAfee	1950-51	6-2	180	G		Tulsa, Okla.		Ian Phillip	1993-94	6-9	270	F	4	Brooklyn, N.Y.	*
Bo McAlistar	1936-37	6-0	174	F		McNeil, Ark.	*	H.L. Phillips	1938-39	6-4	185	C		Ninnekah, Okla.	
Tom McAlistar	1965-67	6-4	210	F	55	Wellington, Kan.		Mike Philpott	1990-92	6-6	190	F	23	Tulsa, Okla.	**
Gale McArthur	1948-51	6-2	185	G	55	Mangum, Okla.	***	Scott Pierce	1993-95	6-9	211	F	20	Euleus, Texas	*
Mick McCaffrey	1972-74	6-7	195	F	33, 40	Kansas City, Mo.	*	Norman Pilgrim	1947-51	5-10	165	F	95	Stillwater, Okla.	***
Pepper McCallon	1962-63	6-6	198	F/C	30	Oklahoma City, Okla.		Frank Pitezal	1942-43	6-3	175	G		Tulsa, Okla.	
Don McCalmont	1932-33	6-0	170	G		Montezuma, Kan.		Johnny Pittman	1988-91	7-0	270	C	45	Rosenburg, Texas	***
Ben McCammon	1936-37	6-0	170	G		Stroud, Okla.		Joe Pitts	1945-46, 48-51	5-11	165	G	65	Oklahoma City, Okla.	***
Von McDade	1988-89	6-4	170	G	32	Milwaukee, Wis.	*	Maurice Pooler	1957-58	6-4	200	F		Stonewall, Okla.	
Roger McDonald	1987-88	6-8	215	F	44	Sandy, Utah		John Potter	1989-91	6-8	205	F	32	Durant, Okla.	**
Sam McDonald	1956-58	5-11	175	F	33	Billings, Mont.		Rick Prewitt	1967-69	6-5	220	F	54	Richardson, Texas	*
Ivan McFarlin	2000-05	6-8	232	F	23	Missouri City, Texas	****	Don Price	1950-51	6-0	175	G		Clinton, Mo.	
Pitt McGehee	1962-64	6-4	195	G	34	Ft. Smith, Ark.		Jeff Raine	1976-78	6-2	175	G	40, 10	Indianapolis, Ind.	
Buddy McLean	1947-48, 49-50	5-11	174	G		Tulsa, Okla.		Ron Rainey	1987-88				5		
R.W. McQuarters	1995-97	5-11	185	G	5	Tulsa, Okla.	**	Ralph Rasmuson	1971-73	6-7	222	F/C	41	Whitehall, Wis.	**
Randy Mecklenburg	1970-72	6-4	174	F	33, 14	Kingfisher, Okla.		Chester Reams	1951-54	6-3	180	F	52	Altus, Okla.	
Clark Meese	1982-84	6-4	205	G	10, 40	Bartlesville, Okla.	*	Jimmy Reason	1978-79	6-8	228	F/C	54	Fresno, Calif.	
Jack Meredith	1945-46, 47-48	6-4	190	C		Claremore, Okla.		Jerry Redo	1969-70	6-3	210	F	10	Muskogee, Okla.	*
Jerry Merida	1968-71	6-1	165	G	14	Soper, Okla.	*	Bryant Reeves	1991-95	7-0	292	C	50	Gans, Okla.	****
Lorry Meyer	1956-59	6-2	180	G	35, 62	Oklahoma City, Okla.		Alan Rehrig	1973-77	6-1	180	G	22, 12	Edmond, Okla.	***
Kevin Miles	1992-96	6-9	230	F	3	Dallas, Texas	***	Ray Reins	1958-62	6-5	200	F	33, 54	Tulsa, Okla.	**
David Miller	1958-61	6-3	190	F	45, 44	Roswell, N.M.	***	Jesse Renick	1938-40	6-2	185	G	20	Marietta, Okla.	**
Jason Miller	2001-04	6-9	245	F	33	Livingston, Texas	**	Larry Rentfro	1960-61	6-2	179	G	5	Oklmulgee, Okla.	
Jim Miller	1949-50	6-0	170	G		Durant, Okla.		Allie Reynolds	1938-39	5-11	170	G		Oklahoma City, Okla.	
John Miller	1949-52	6-5	180	F		Empire, Okla.	**	Julian Richardson	2002-03	6-0	200	G	1	Miami, Fla.	
Mike Miller	1967-70	6-0	170	G	24	Oklmulgee, Okla.	*	Nolan Richardson, III	1985-87	6-1	186	G	12	Tulsa, Okla.	**
Bud Millikan	1939-42	5-10	165	G	8	Maryville, Mo.	***	Arthur Rigg	1943-45	5-11	130	F	55	Stillwater, Okla.	
David Monds	2003-07	6-8	240	F	32	Macon, Ga.	****	Carl Rigney	1933-34	6-3	185	C		Bristow, Okla.	*
Brian Montonati	1997-2000	6-10	220	F	30	Muskegon, Mich.	***	Dale Roark	1951-54	5-10	165	G	14	Kansas City, Kan.	***
Fred Moomau	1953-56	5-7	150	G	8	Mangum, Okla.		Chianti Roberts	1993-97	6-6	229	G/F	23	Oklahoma City, Okla.	****
Ed Moore	1938-39	6-2	180	G	9	Morris, Okla.		Steve Roberts	1958-59	6-2	190	F	31	Rogers, Ark.	
Gary Moore	1962-63	6-4	210	F	42	Tulsa, Okla.		Willard Roberts	1941-42	6-0	180	G	80	Dale, Okla.	
James Moore	1945-47	6-10	206	C		Fayette, Ala.		Sam Robertson	1965-68	6-8	210	F/C	34	Little Rock, Ark.	*
Kenneth Moore	1945-46	5-10	194	G		Cordell, Okla.		John Robinson	1968-70	6-2	160	G	33, 32	Hutchinson, Kan.	*
Lee Moore	1975-76	6-6	175	F	40	Bristol, Pa.		Maurice Robinson	1995-97	6-7	258	F/C	24	Little Rock, Ark.	**
Pat Moore	2001-02	6-8	201	G/F	44	Pawnee, Okla.		Brett Robisch	1996-98	6-11	255	F/C	31	Springfield, Ill.	**
Jon Moorehead	1978-80	6-7	185	F	50	El Paso, Texas	**	Scott Robisch	1996-99	6-10	210	F/C	40	Springfield, Ill.	**
James Morrison	1935-36	6-2	170	F		Shawnee, Okla.		Ronnie Robison	1968-69	6-0	175	G		Cushing, Okla.	
Bob Moser	1949-51	6-2	180	G		Oklahoma City, Okla.		Bob Rogers	1942-43, 46-48	6-0	190	F	66	Stillwater, Okla.	**
Freddie Moulder	1964-65	6-3	180	F/G	30	Guthrie, Okla.	*	Gerald Rogers	1950-51	5-10	160	F		Wellington, Kan.	
Obi Muonelo	2006-07	6-5	235	G	2	Edmond, Okla.	*	Harold Rogers	1950-53	6-0	165	G	24	Wellington, Kan.	***
Paul Mullen	1967-71	6-7	210	C	51, 52	Seminole, Okla.	***	Steve Romine	1933-34	5-11	160	G		Sasakwa, Okla.	
Jim Murphy	1975-76	6-7	195	C	51	Bixby, Okla.		Jesse Rosette	1932-33	5-11	190	F		Hughes Springs, Texas	
Steve Neal	1964-65	6-3	178	G		Red Rock, Okla.		Scott Ross	1935-36	5-11	175	F	84	St. Joseph, Mo.	**
John Nelson	1994-95	6-11	259	C	45	West Fork, Ark.	*	Merly Rousey	1935-37	6-2	195	G	85	St. Joseph, Mo.	**
J.T. Newman	1939-42	6-1	170	F	25	Quanah, Texas	**	Randy Rutherford	1992-95	6-3	188	G	15	Broken Bow, Okla.	***
Jim Nichols	1956-59	6-8	210	C	20, 51	Snyder, Okla.		Lee Ryser	1939-40	6-2	170	G	42	Muskogee, Okla.	
John Nielson	1983-85	6-9	210	F	32	Helper, Utah	**	Mattias Sahlstrom	1989-91	6-10	230	F	15	Stockholm, Sweden	**
Dean Nims	1951-52	6-1	184	G		Des Moines, Iowa	*	Melvin Sanders	2000-03	6-5	214	G/F	34	Liberal, Kan.	***
Robert Nipp	1943-44	6-0	160	F		Tulsa, Okla.		Charles Savell	1966-69	6-9	230	C	10	Baton Rouge, La.	***
Glenn Nixon	1950-51	6-8	195	C		Tulsa, Okla.	*	Charles Scheffel	1939-42	6-2	170	F	3	Enid, Okla.	**



**ALL-TIME ROSTER**

Player	Years	Ht	Wt	Pos	#	Hometown	Letters
Merle Scheffler	1936-39	5-10	165	G	33, 30	Tulsa, Okla.	***
Rich Schwalbach	1975-77	6-7	200	F	54	Highland Park, Ill.	*
Vern Schwertfeger	1939-41	6-5	200	C	29	Satanta, Kan.	**
Ira Scott	1964-65	6-4	198	F/C	34	Houston, Texas	**
John Scott	1966-67	6-2	164	G	42	Oklahoma City, Okla.	*
Bill Self	1981-85	6-2	185	G	24, 20	Edmond, Okla.	****
Amgrid Sewell	1933-35	6-3	190	G		Magnolia, Ark.	**
Bob Seymour	1947-51	6-2	195	G	85	Ada, Okla.	**
Richard Shade	1966-67	6-9	250	C	12	Winters, Texas	
Carl Shafer	1951-55	6-5	190	C	54	Alva, Okla.	*
Kim Shahan	1980-82	6-1	170	G	25	Lawton, Okla.	**
Kendall Sheets	1950-53	6-2	190	G	32	El Reno, Okla.	***
Jack Shelton	1946-50	6-6	195	C	45	Stillwater, Okla.	***
Ray Shelton	1954-55	6-3	180	F		Lindsay, Okla.	
Ward Sherrill	1964-67	6-5	180	F	11, 20	Sand Springs, Okla.	**
Howard Shirk	1931-34	6-0	150	F	21	Chickasha, Okla.	***
Joe Shoulders	1943-44, 46-48	5-9	155	G	11	Tulsa, Okla.	
Max Shuck	1959-63	6-8	198	C	10, 54	Waynoka, Okla.	**
Tim Sibley	1978-79	5-11	145	G	14	Stillwater, Okla.	
Louis Simmons	1974-75	6-6	209	F	55	Louisville, Ky.	
Norris Simms	1931-34	5-9	130	G	19	Oklahoma City, Okla.	***
Jason Skaer	1994-97	6-7	220	F	43	Deer Park, Texas	**
Ormar Skaggs	1949-50	5-7	155	G		Hillsdale, Okla.	
Jim Skelton	1954-57	5-11	160	G	21, 36	Eagleville, Mo.	
Harvey Slade	1937-40	5-10	160	F	80, 28	El Reno, Okla.	***
Travis Slaton	1956-57	6-8	203	C	10	Valliant, Okla.	
Donald Sloem	1945-46	6-6	165	C		Addington, Okla.	
Carroll Smelser	1935-38	5-7	130	G	55	Oklahoma City, Okla.	***
Gene Smelser	1938-41	6-1	165	F	27	Oklahoma City, Okla.	***
Jim Smelser	1959-62	5-11	177	G	4	Oklahoma City, Okla.	**
Don Smith	1942-43	6-2	155	F		Omega, Okla.	
Joe Smith	1966-69	6-5	187	F	40	Tulsa, Okla.	***
Keith Smith	1948-51	5-10	155	G	11	Oklahoma City, Okla.	***
Robert Smith	1986-88	6-7	221	F	45	San Antonio, Texas	**
Seldon Smith	1943-44	6-1	175	G		Monett, Mo.	*
Vernon Smith	1961-62	6-4	195	F	34	Newton, Kan.	
Dick Soergel	1957-60	6-2	175	F	55	Oklahoma City, Okla.	***
Rodney Sooter	1998-2000	6-2	190	G	24	Miami, Okla.	**
Randy Staats	1994-96	6-0	179	G	4	Wichita, Kan.	
Barry Stallings	1954-55	6-3	180	F		Perry, Okla.	
John Starks	1987-88	6-5	190	G	32	Tulsa, Okla.	*
Lou Steinmeir	1940-43, 45-46	6-5	190	C	28	Kansas City, Kan.	***
Mark Steinmeyer	1973-74	6-3	175	G	14	Anaheim, Calif.	*
Fred Stevenson	1973-77	6-4	185	G/F	33, 21	Tulsa, Okla.	****
Byron Steward	1986-87	6-4	195	F	22	Stamps, Ark.	
Chet Stewart	1936-37	5-10	160	F		Blackwell, Okla.	*
Frans Steyn	2001-05	7-2	289	C	4	Pretoria, South Africa	***
Kent Stillman	1949-50	5-10	160	G		Bingham, Utah	
Gerald Stockton	1950-53	6-4	200	F	20	El Reno, Okla.	***
Louis Street	1947-48	6-1	180	F		Cordell, Okla.	
Earl Strickland	1935-36	5-11	145	F	99	Oklahoma City, Okla.	**
George Stricklin	1933-35	5-11	170	G		Utica, Okla.	**
Allan Stroker	1949-50	6-5	230	F		Arlington Heights, Ill.	
James Stroup	1945-46	6-0	170	G		Woodward, Okla.	
Craig Stunkel	1978-82	6-6	200	F	44	Stillwater, Okla.	****
Al Sullivan	1985-86	6-4	205	G	42	Huntsville, Ala.	
Larry Sullivan	1958-59	6-1	185	G	64	Dale, Okla.	**
Eddie Sutton	1955-58	6-1	185	F	34	Bucklin, Kan.	***
Scott Sutton	1992-94	6-5	210	G	21	Lexington, Ky.	**
Sean Sutton	1990-92	6-1	185	G	20	Lexington, Ky.	**
Bob Swaffar	1963-64	6-9	200	C	54	Tulsa, Okla.	*
Ralph Tapp	1963-65	6-4	195	F	30	Boise City, Okla.	
Mike Tate	1966-69	6-6	225	F/C	41	Oklahoma City, Okla.	***
David Taylor	1982-86	6-5	190	F	24	Ada, Okla.	***
Jack Taylor	1940-42	5-10	155	G	6	Waurika, Okla.	**
Amos Thomas	1968-69	6-7	200	F/C	34	Oklahoma City, Okla.	*
Bill Thomas	1942-43	6-0	175	G		Chandler, Okla.	
Bruce Thomas	1966-67	6-3	200	F/G	52	Herculanem, Mo.	
Brooks Thompson	1992-94	6-4	195	G	22	Littleton, Colo.	**
Lafayette Threatt	1972-76	6-7	205	F	52	Columbus, Ga.	****
Bob Thuesen	1949-50	6-4	170	F		Stillwater, Okla.	
Gary Todd	1954-55	6-6	205	C	32	Morehouse, Mo.	
Binky Triplett	1991-92	6-7	195	F	4	Fort Smith, Ark.	*
Mark Tucker	1977-79	6-3	179	G	22	Sapulpa, Okla.	**
Jason Turk	1991-92, 93-94	6-1	190	G	11	Stillwater, Okla.	*
Rob Turner	1971-74	6-3	165	G	20	Lancaster, Calif.	**
Steve Uthoff	1970-73	6-8	191	F/C	34	St. Louis, Mo.	***
Fred Utter	1966-67	6-2	190	G		Tulsa, Okla.	
John Van Ess	1945-46	6-2	170	G		Wewoka, Okla.	
Pete Van Zant	1963-64	6-5	170	F	3	Pryor, Okla.	
Robert Vigil	1977-78	6-3	185	G	20	San Juan, Puerto Rico	
Buddy Wade	1931-34	6-0	145	F		Cushing, Okla.	***
Lew Wade	1957-60	6-2	170	G	5	Tulsa, Okla.	**
Lewis "Bud" Wade	1932-33	5-11	145	F	24	Ardmore, Okla.	**
Dennis Walker	1957-60	6-6	210	C	53	Newton, Kan.	***

Player	Years	Ht	Wt	Pos	#	Hometown	Letters
Sean Walker	1991-92	6-7	185	F	31	Memphis, Tenn.	
Jerry Wallace	1954-55	6-4	190	F	34	Oklahoma City, Okla.	*
Sam Wallen	1953-54	6-4	200	G	32	Oklahoma City, Okla.	
Brian Walsh	1988-91	6-4	190	G	12	Adrian, Mich.	**
Maurice Ward	1949-52	6-2	180	F		Cromwell, Okla.	*
Tommy Warner	1994-98	6-0	162	G	22	Galesburg, Ill.	***
Gentry Warren	1944-45	6-1	190	G	24	Tulsa, Okla.	
Bob Waters	1949-50	5-10	165	G		Oklahoma City, Okla.	
Curtis Waters	1961-64	6-2	185	G	45, 14	Amarillo, Texas	
Robert Waters	1948-49	5-10	155	G		Oklahoma City, Okla.	
Frank Watson	1956-58	6-0	160	G		Drumright, Okla.	
Jim Watson	1964-67	6-4	187	F	54, 11	McAlester, Okla.	**
Robert Watt	1943-44	6-0	148	F		Augusta, Kan.	
Janavor Weatherspoon	2002-04	6-1	165	G	25	Camden, Del.	**
Alex Webber	1996-2000	6-10	270	F/C	45	Searcy, Ark.	****
Dan Weber	1973-74	6-6	205	F	33	Winfield, Iowa	
Jerry Webster	1957-58	5-9	160	G		Mulvane, Kan.	
Jared Weiberg	1998-99	6-3	180	G	31	Tonkawa, Okla.	*
Bob Waters	1935-36	5-10	168	G		Tulsa, Okla.	
Herb Westmoreland	1965-68	6-1	175	G	33	McAlester, Okla.	***
Donnie Wheeler	1968-71	6-0	165	G	33, 24	Oklahoma City, Okla.	**
Gene Whittlock	1935-36	6-0	180	G	80	El Reno, Okla.	*
Dow Wigington	1940-42	6-0	178	G	30	Altus, Okla.	
Ivan Wiley	1959-63	6-4	190	F	50	South Haven, Kan.	**
Tony Wilhite	1980-81	6-6	200	F	54	Cincinnati, Ohio	
Andre Williams	1999-2003	6-8	220	F	40	Kansas City, Kan.	****
Anthony Williams	1976-78	6-8	190	C	52	East St. Louis, Ill.	*
Blake Williams	1944-48	6-2	190	G	20, 77	Lawton, Okla.	****
Carl Williams	1932-34	6-1	175	F	16	McCurtain, Okla.	**
Charles Williams	1982-85	6-6	202	F	34	Oklahoma City, Okla.	***
Corey Williams	1988-92	6-2	190	G	5	Macon, Ga.	****
Don Williams	1957-58	6-1	175	G		Sumner, Okla.	
Victor Williams	1999-2003	5-10	187	G	5	Kansas City, Kan.	***
Alton Wilson	1936-37	6-1	160	C		Stevens, Ark.	
William Woods	1986-88	6-5	188	F	23	Midwest City, Okla.	**
Joe Wooley	1960-61	6-7	220	C	15	Strong, Ark.	
Melvin Wright	1954-57	6-0	175	G	52	Amarillo, Texas	***
Randy Wright	1977-81	6-3	185	G	12	Yukon, Okla.	****
Kenneth Wulfemeyer	1946-47	6-1	182	G	85	St. Louis, Mo.	
John Wylie	1944-45, 46-47	6-1	180	G	23	Wichita, Kan.	*
Vernon Yates	1942-43, 47-49	6-4	195	F	66	Enid, Okla.	***
Bill York	1944-45	5-9	160	G	3	Sand Springs, Okla.	
Don Youman	1978-80	6-7	200	F	24	Bakersfield, Calif.	**
Eric Young	1984-86	6-8	195	F	44, 41	East St. Louis, Ill.	*
Jim Young	1950-53	6-5	196	F		Tulsa, Okla.	
Keith Young	1957-58	6-2	170	F		Manchester, Okla.	
John Zakariassen	1975-77	6-1	165	G	10	Del City, Okla.	

**Letterwinners (1909-32)**

H.S. Allen	1908-10	Ralph Higgins	1923-26	Claude Sale	1916-18
Silas Barrett	1918-19	Clarence Highfill	1930-32	Robert Sale	1921-24
Bates	1913-14	Mayhew Horton	1926-27	Sasser	1931-32
Benny Blue	1930-31	Walter B. Jesse*	1908-12	E. Schiedler	1923-24
Howard Bottger	1918-19	Lee Jones	1930-32	S.E. Schreiber	1910-14
Oren Cecil Boyd	1916-17	Paul Vincent Keen	1919-20	Herman Scott	1915-18
Walter Broick	1912-13	Roy Wash Kenny	1916-18	E. Seiler	1923-25
William Calmez	1922-26	Delbert King	1926-29	Olen Statton	1926-29
Jim Choate	1928-31	Willie Krausse	1930-31	Ewart Stubblefield	1918-21
Reed Coldiron	1917-20	W.B. Lamphere	1921-22	Mallett Sullins	1928-30
Wilkie Collins	1927-29	S. Lewellin	1909-10	A.E. Talbot	1910-13
George Conner	1923-27	Joe Ley	1929-32	A. Vance	1915-16
Carter C. Crowe	1924-25	Jim Lookabaugh	1925-26	Leon Vance	1912-14
Roy M. Danford	1926-28	John Lookabaugh	1924-28	Earl Vezey	1909-10
Harold Daniels	1921-24	George Matkin	1920-22	Carl Voyles	1918-21
Clifford Dean	1921-24	Samual J. Mayall	1910-11	Newton Walker	1924-25
Clifford Elder	1924-26	Perry McCoy	1926-29	Joe Walters	1916-18
Raymond Ellis	1930-31	Charles McLvavin	1910-11	Carl Weaver	1915-16
Garvin Fleming	1929-32	George McMichael	1929-30	Walter Weaver	1918-22
Zanon Freeman	1920-21	Nelson Minor	1915-17	Douglas White	1926-29
Vernon Friels	1937-38	T. Moore	1923-24	Phil Wholbrandt	1918-19
Thurman Gay	1915-18	Nichelson	1920-22	Louis Williams	1928-30
E.E. Grevelle	1910-14	Bonnie Nicholson	1921-24	Harry Wilson	1910-11
Herb Grimm	1928-30	R.C. Outhier	1921-22	J. Powers Wolf	1918-21
Robert Halfast	1929-30	Ambrose Patterson	1928-30	Albert Wright	1928-29
Clyde Hall	1924-27	Ralph Peach	1924-25		
Jackie Harrison	1929-31	B. Peck	1922-23		
Neil Hartpence	1925-27	Gordon Perry	1925-28		
Homer Hickson	1929-30	Wib Ray	1919-20		

\* first four-year letterman in Oklahoma State basketball history

ALL-TIME ROSTER

LIFE AS A COWBOY

PLAYERS

COACHES

HISTORY

ALMANAC

YEAR IN REVIEW

MEDIA INFORMATION



### Overtime Games

Overtime Games	67-50	.573
Home	35-13	.729
Away	21-27	.438
Neutral	11-9	.550

01-15-1916	at Oklahoma	L	49-57	2ot
01-25-1919	OKLAHOMA	L	37-38	2ot
02-17-1923	PHILLIPS	L	20-22	ot
02-19-1923	at Baylor	L	20-21	ot
01-15-1924	at Texas	L	14-16	ot
01-24-1925	at Texas A&M	W	19-17	2ot
03-04-1925	at Oklahoma	L	31-32	ot
01-07-1928	at Iowa State	W	42-41	ot
03-05-1928	NEBRASKA	W	47-43	ot
12-11-1931	at Northern Iowa	L	27-29	ot
01-11-1939	TULSA	W	32-27	ot
01-28-1939	at Grinnell	W	34-32	ot
12-20-1939	at George Washington	W	38-33	ot
03-16-1940	vs Kansas	L	43-45	ot
12-18-1940	at George Washington	W	38-33	ot
12-11-1943	vs Westminster (Pa.)	W	41-39	ot
03-04-1944	vs Norman NAS	L	25-28	2ot
01-24-1947	vs Arkansas	W	49-44	ot
01-28-1947	at Oklahoma	W	47-42	ot
03-11-1947	OKLAHOMA	L	41-48	ot
02-12-1948	at Colorado	W	32-30	ot
01-20-1949	ST. LOUIS	W	29-27	ot
01-26-1951	at Bradley	W	49-48	ot
12-08-1951	NEW MEXICO STATE	W	45-43	2ot
12-11-1951	at SMU	W	50-45	ot
02-16-1952	at Oklahoma	L	61-65	3ot
02-07-1953	ST. LOUIS	W	60-58	ot
12-21-1953	at Illinois	W	65-60	ot
02-08-1954	at Detroit	W	66-65	ot
12-08-1955	ARKANSAS	W	70-66	ot
12-28-1955	vs Oklahoma City	L	47-48	ot
02-28-1956	WICHITA STATE	W	65-62	ot
01-02-1958	at Kansas	W	52-50	ot
12-15-1960	vs Texas A&M	W	60-58	ot
03-10-1962	OKLAHOMA	W	68-62	2ot
12-11-1962	ARKANSAS	W	46-45	ot
02-15-1964	at Iowa State	L	48-50	ot
12-14-1964	at Texas	W	73-69	ot
01-04-1965	at Iowa State	W	54-52	ot
01-28-1965	COLORADO	W	59-55	3ot
02-15-1965	KANSAS	W	68-64	4ot
12-29-1965	vs Missouri	L	63-65	ot
02-05-1966	NEBRASKA	L	41-45	ot
12-05-1966	SOUTH DAKOTA STATE	W	72-69	ot
01-04-1969	MISSOURI	W	61-60	ot
02-15-1969	OKLAHOMA	W	55-52	ot
03-01-1969	at Oklahoma	L	59-61	ot
12-30-1969	vs Iowa State	L	84-87	2ot
01-10-1970	MISSOURI	L	56-60	ot
12-09-1970	MEMPHIS	W	93-87	2ot
12-12-1970	at Baylor	W	79-72	ot
02-24-1971	at Missouri	L	67-69	ot
12-06-1972	vs Texas A&M	L	64-67	ot
12-28-1972	vs Oklahoma	L	62-69	ot
03-05-1973	KANSAS	W	94-87	ot
12-21-1973	vs Arizona State	W	77-72	ot
01-17-1976	IOWA STATE	L	89-93	ot
03-03-1976	at Colorado	L	83-86	ot
03-06-1976	KANSAS STATE	L	78-82	ot

Multiple Overtimes	13-10	.565
Double Overtime	8-9	.471
Triple Overtime	3-1	.750
Quadruple Overtime	2-0	1.000

11-29-1976	at Texas	L	73-74	ot
12-15-1978	vs Texas Tech	L	83-85	ot
01-24-1979	KANSAS STATE	L	73-77	ot
01-23-1980	at Nebraska	L	73-74	ot
02-23-1980	at Kansas	L	74-84	ot
02-04-1981	KANSAS	W	76-73	3ot
12-05-1981	COLORADO STATE	W	73-71	ot
01-23-1982	at Colorado	W	95-90	ot
02-27-1982	OKLAHOMA	L	74-79	2ot
12-20-1982	vs Michigan	W	78-70	ot
02-05-1983	at Colorado	W	96-91	4ot
02-09-1983	NEBRASKA	W	71-63	2ot
03-13-1983	vs Missouri	W	93-92	2ot
01-21-1984	COLORADO	W	76-74	ot
02-01-1984	at Nebraska	L	52-54	ot
02-26-1984	at Missouri	L	64-65	2ot
12-01-1984	HOUSTON BAPTIST	W	44-43	ot
02-01-1986	IOWA STATE	W	67-65	ot
12-01-1986	BAYLOR	W	86-79	ot
02-25-1987	NEBRASKA	L	77-79	ot
12-29-1987	vs Lamar	W	85-79	ot
02-06-1988	at Iowa State	W	80-78	ot
01-05-1991	at Missouri	L	79-80	ot
01-12-1991	KANSAS	W	78-73	ot
03-09-1991	vs Missouri	L	92-94	2ot
03-22-1991	vs Temple	L	63-72	ot
12-04-1991	NEW ORLEANS	W	63-55	ot
02-15-1992	at Iowa State	L	83-84	ot
01-09-1993	KANSAS STATE	L	62-75	ot
02-24-1993	MISSOURI	W	77-73	ot
11-25-1993	vs Providence	W	113-102	ot
01-26-1994	at Kansas	L	61-62	ot
02-16-1994	KANSAS	W	63-59	ot
02-25-1995	at Oklahoma	L	74-82	ot
12-09-1995	at SMU	W	67-60	ot
02-05-1996	at Oklahoma	L	75-81	ot
01-15-1997	at Colorado	L	74-78	ot
01-20-1997	at Texas Tech	L	64-70	ot
01-27-1997	OKLAHOMA	W	73-72	ot
01-17-1998	at Baylor	L	95-97	2ot
02-03-1998	COLORADO	W	86-74	ot
02-18-1998	at Texas Tech	W	83-81	ot
01-02-1999	KANSAS STATE	W	75-69	ot
02-22-1999	at Kansas	L	66-67	ot
12-02-2000	vs UNLV	W	77-69	ot
01-08-2001	IOWA STATE	W	88-80	ot
02-07-2001	at Nebraska	L	75-78	ot
02-17-2001	TEXAS	L	69-80	ot
02-13-2002	OKLAHOMA	W	79-72	ot
01-21-2003	at Baylor	W	67-64	ot
02-21-2004	NEBRASKA	W	87-83	ot
02-24-2004	at Missouri	L	92-93	2ot
01-21-2006	COLORADO	L	78-80	ot
01-28-2006	at Texas Tech	L	90-92	ot
11-25-2006	vs Missouri State	W	73-70	ot
12-21-2006	vs Pittsburgh	W	95-89	2ot
01-16-2007	TEXAS	W	105-103	3ot
02-10-2007	TEXAS TECH	W	93-91	2ot

### Most Overtime

#### Periods

#### in a game

4 at Colorado (02-05-1983)

4 vs Kansas (02-15-1965)

### Most Overtime Games in a

#### Single Season

4 (2006-07)

4 (2000-01)

4 (1990-91)

4 (1964-65)

### Most Overtime Periods

#### in a Season

9 (1982-83)

9 (1964-65)

8 (2006-07)



**Oklahoma State as ...**

a Top 25 Team	307-117	.724
a Top 10 Team	175-48	.785
a Top 5 Team	79-25	.760
No. 1	1-1	.500
No. 2	19-9	.679
No. 3	25-3	.893
No. 4	11-5	.688
No. 5	23-7	.767
No. 6	25-8	.758
No. 7	18-4	.818
No. 8	14-6	.700
No. 9	6-4	.600
No. 10	13-1	.929

**Oklahoma State against ...**

a Top 25 Team	88-158	.358
a Top 10 Team	34-84	.288
a Top 5 Team	20-42	.323
No. 1	2-6	.250
No. 2	4-5	.444
No. 3	4-11	.267
No. 4	6-9	.400
No. 5	4-11	.267
No. 6	1-5	.167
No. 7	2-14	.125
No. 8	5-9	.357
No. 9	3-8	.273
No. 10	3-6	.333

**Record by Month**

November	77-14	.846
December	443-214	.674
January	358-265	.575
February	378-350	.519
March	168-138	.549
April	0-2	.000

**Games Between Two Top 10 Teams**

Jan. 20, 1949	No. 5 OSU 29, No. 1 St. Louis 27 (OT)
Feb. 26, 1949	No. 3 OSU 40, No. 2 St. Louis 37
Feb. 28, 1949	No. 10 Bradley 35, No. 3 OSU 31
March 26, 1949	No. 1 Kentucky 46, No. 2 OSU 36
Jan. 17, 1951	No. 1 OSU 55, No. 8 St. Louis 44
Jan. 26, 1951	No. 3 OSU 49, No. 4 Bradley 48 (OT)
Feb. 26, 1951	No. 7 Bradley 51, No. 2 OSU 50
March 3, 1951	No. 2 OSU 50, No. 10 St. Louis 29
March 24, 1951	No. 4 Kansas State 68, No. 2 OSU 44
March 27, 1951	No. 5 Illinois 61, No. 2 OSU 46
Feb. 23, 1953	No. 7 OSU 79, No. 10 Kansas 58
March 14, 1953	No. 5 Kansas 61, No. 6 OSU 55
Dec. 21, 1953	No. 7 OSU 65, No. 4 Illinois 60 (OT)
Feb. 15, 1958	No. 3 Cincinnati 71, No. 6 OSU 59
Feb. 2, 1992	No. 3 OSU 84, No. 8 Missouri 61
Feb. 8, 1992	No. 2 OSU 64, No. 3 Kansas 56
Feb. 23, 1992	No. 9 Missouri 66, No. 8 OSU 52
Jan. 15, 2002	No. 4 Kansas 79, No. 6 OSU 61
Jan. 30, 2002	No. 6 Oklahoma 58, No. 9 OSU 53
Feb. 1, 2003	No. 3 Texas 78, No. 9 OSU 65
March 1, 2004	No. 8 OSU 76, No. 10 Texas 67
March 25, 2004	No. 4 OSU 63, No. 9 Pittsburgh 51
March 26, 2004	No. 4 OSU 64, No. 5 Saint Joseph's 62
Dec. 7, 2004	No. 5 OSU 74, No. 4 Syracuse 60
Feb. 27, 2005	No. 8 Kansas 81, No. 4 OSU 79
March 12, 2005	No. 10 OSU 78, No. 9 Kansas 75
March 24, 2005	No. 9 Arizona 79, No. 6 OSU 78

**Biggest Upsets by OSU**

Feb. 4, 1989	OSU 77, No. 1 Oklahoma 73
Feb. 21, 1957	OSU 56, No. 2 Kansas 54
March 5, 1962	OSU 78, No. 3 Kansas State 68
Jan. 30, 1952	OSU 49, No. 4 Kansas 45
Feb. 16, 1994	OSU 63, No. 4 Kansas 59 (OT)
March 6, 1952	OSU 62, No. 5 St. Louis 45

**Biggest Upsets over OSU**

Jan. 20, 1951	Oklahoma 44, No. 1 OSU 40
March 5, 1951	Detroit 62, No. 2 OSU 52
March 10, 1951	Kansas 37, No. 2 OSU 27
Feb. 5, 1992	Nebraska 85, No. 2 OSU 69
Feb. 12, 1992	Colorado 57, No. 2 OSU 53
Feb. 15, 1992	Iowa State 84, No. 2 OSU 83 (OT)



### Buzzer Beaters

Dating back as far as play-by-play sheets were kept (1974-75), here is a look at games that were decided in the final three seconds.

<b>Colorado 67, Oklahoma State 65</b> <i>Jan. 12, 1974 at Stillwater</i> Pat Kelly 20-foot jumper from the corner with :02 remaining	<b>Oklahoma State 71, Colorado 68</b> <i>Jan. 24, 1990 at Boulder</i> John Potter 3-point shot at the buzzer
<b>Kansas 68, Oklahoma State 66</b> <i>Jan. 19, 1974 at Lawrence</i> Tommy Smith 25 footer at the buzzer	<b>Missouri 72, Oklahoma State 70</b> <i>Feb. 12, 1994 at Columbia</i> Kelly Thames 3 footer from the baseline with :02.1 remaining
<b>Kansas 62, Oklahoma State 60</b> <i>Jan. 12, 1977 at Lawrence</i> Herb Nobles 30 footer at the buzzer	<b>Oklahoma State 66, Colorado 64</b> <i>Feb. 24, 1996 at Boulder</i> Adrian Peterson jumper in the lane at the buzzer
<b>Kansas 60, Oklahoma State 58</b> <i>Feb. 2, 1977 at Stillwater</i> Donnie Von Moore tip-in off John Douglas miss with :01 remaining	<b>Oklahoma State 71, St. Mary's (Calif.) 70</b> <i>Nov. 20, 1996 at Stillwater</i> Jason Skaer 3-pointer with :00.2 remaining
<b>Colorado 58, Oklahoma State 56</b> <i>Jan. 12, 1980 at Stillwater</i> Jo Jo Hunter 30 footer at the buzzer	<b>Oklahoma State 68, Missouri 67</b> <i>Jan. 11, 1997 at Stillwater</i> Chad Alexander bank shot at the buzzer
<b>Oklahoma State 72, Louisville 71</b> <i>Dec. 6, 1980 at Stillwater</i> Eddie Hannon from halfcourt off the glass at the buzzer	<b>Kansas 67, Oklahoma State 66 (OT)</b> <i>Feb. 22, 1999 at Lawrence</i> Ryan Robertson free throw with no time left
<b>Oklahoma State 86, Alcorn State 85</b> <i>Dec. 29, 1980 at Oklahoma City</i> Leroy Combs tip-in with :01 remaining	<b>Nebraska 76, Oklahoma State 75 (OT)</b> <i>Feb. 7, 2001 at Lincoln</i> Cary Cochran free throw with :03 remaining
<b>Oklahoma State 52, Neraska 50</b> <i>Jan. 20, 1982 at Stillwater</i> Leroy Combs tip-in off Bill Self miss at the buzzer	<b>Oklahoma State 64, Texas Tech 62</b> <i>Feb. 6, 2002 at Stillwater</i> Terrence Crawford layup with :05.3 remaining
<b>Oklahoma 64, Oklahoma State 63</b> <i>Feb. 16, 1983 at Stillwater</i> David Little 18 footer with :02 remaining	<b>Oklahoma State 48, Oklahoma 46</b> <i>Jan. 13, 2003 at Stillwater</i> Victor Williams bank shot with :03.6 remaining
<b>Nebraska 54, Oklahoma State 52 (OT)</b> <i>Feb. 1, 1984 at Lincoln</i> David Ponce from the right baseline with :02 remaining	<b>Missouri 60, Oklahoma State 58</b> <i>March 14, 2003 at Dallas</i> Travon Bryant putback at the buzzer
<b>Missouri 65, Oklahoma State 64 (OT)</b> <i>Feb. 26, 1984 at Columbia</i> Ron Jones layup with :02 remaining	<b>Georgia Tech 67, Oklahoma State 65</b> <i>April 3, 2004 at San Antonio</i> Will Bynum driving layup with :01.5 remaining
<b>Oklahoma State 44, Houston Baptist 43 (OT)</b> <i>Dec. 1, 1984 at Stillwater</i> Joe Atkinson fouled, makes both of a 1-and-1 with :01 remaining	<b>Arizona 79, Oklahoma State 78</b> <i>March 24, 2005 at Chicago</i> Salim Stoudamire 15 footer with :02.8 left
<b>Nebraska 62, Oklahoma State 61</b> <i>Jan. 22, 1986 at Stillwater</i> Anthony Bailous 20 footer with :03 remaining	<b>Gonzaga 64, Oklahoma State 62</b> <i>Dec. 10, 2005 at Seattle</i> Adam Morrison long 3-point bank shot with :02.5 remaining
<b>Oklahoma State 80, Iowa State 78 (OT)</b> <i>Feb. 6, 1988 at Ames</i> John Starks from the top of the key with :03 remaining	<b>Nebraska 59, Oklahoma State 57</b> <i>Jan. 31, 2006 at Stillwater</i> Jamel White layup off Wes Wilkinson airball at the buzzer
<b>Colorado 73, Oklahoma State 71</b> <i>Feb. 13, 1988 at Boulder</i> Stevie Wise makes both of 1-and-1 with :01 remaining	<b>Texas A&amp;M 46, Oklahoma State 44</b> <i>Feb. 11, 2006 at College Station</i> Joseph Jones 10-foot leaner with :01.1 left
	<b>Oklahoma 67, Oklahoma State 66</b> <i>Feb. 27, 2006 at Norman</i> Terrell Everett free throw with :00.6 remaining
	<b>Tennessee 79, Oklahoma State 77</b> <i>Dec. 18, 2006 at Nashville</i> Dane Bradshaw tip-in with :01.9 remaining

### NCAA Records Held by Oklahoma State

<b>Best Field Goal Percentage in an NCAA Tournament Game</b> 80.0 (28 of 35) vs Tulane (March 22, 1992)
<b>Best Free Throw Percentage in a Game</b> 100.0 (24 of 24) by Arlen Clark vs Colorado (March 7, 1959)
<b>Most Consecutive Free Throws Made in a Game</b> 24 by Arlen Clark vs Colorado (March 7, 1959)

### Big 12 Records Held by Oklahoma State

<b>Field Goals Made in a Game</b> 49 vs Langston (Jan. 5, 2000)
<b>Field Goal Percentage in a Half</b> 85.0 (17 of 20) at Texas A&M (Jan. 3, 1998) — 2nd
<b>Field Goal Percentage in a Conference Game</b> 68.6 (35 of 51) at Texas A&M (Jan. 3, 1998)
<b>3-Point Field Goal Percentage in a Season</b> 42.6 (240 of 564) in 2004-05
<b>Free Throws Attempted in a Game</b> 53 vs Northwestern State (Nov. 15, 1998)
<b>Free Throw Percentage in a Season</b> 78.0 (521 of 668) in 2004-05
<b>Free Throw Percentage in a Conference Game</b> 95.7 (22 of 23) at Texas Tech (Feb. 18, 1998)
<b>Assists in a Game</b> 36 vs Langston (Jan. 5, 2000)
<b>Overtimes Played in a Season</b> 8 in 2006-07
<b>Overtimes Played in a Conference Season</b> 5 in 2006-07
<b>Field Goal Percentage in a Career</b> 62.5 (178 of 285) by Chianti Roberts, 1996-97
<b>Free Throw Percentage in a Conference Season</b> 96.0 (72 of 75) by Joey Graham, 2004-05
<b>Consecutive Free Throws Made</b> 39 by Joey Graham, 2004-05
<b>Assists in a Half</b> 11 by Doug Gottlieb vs Texas Tech (Feb. 27, 1999) — 1st
<b>Assists in a Game</b> 18 by Doug Gottlieb vs Florida Atlantic (Dec. 1, 1998)
<b>Assists in a Conference Game</b> 15 by Doug Gottlieb vs Texas Tech (Feb. 27, 1999)
<b>Assists in a Season</b> 299 by Doug Gottlieb, 1998-99
<b>Assists in a Conference Season</b> 139 by Doug Gottlieb, 1998-99
<b>Assists per Game in a Career</b> 8.2 by Doug Gottlieb, 1997-2000



### Oklahoma State in the NCAA Statistical Rankings

Winning Percentage			Free Throw Percentage		
Year	Ranking	Pct.	Year	Ranking	Pct.
1991-92	20th	77.8	1956-57	1st	75.7
1997-98	20th	75.9	1957-58	1st	79.1
1999-2000	14th	79.4	1958-59	13th	72.4
2003-04	4th	88.6	1960-61	8th	74.3
2004-05	17th	78.8	1963-64	6th	74.6
			2004-05	2nd	78.0

Average Winning Margin			Scoring Offense		
Year	Ranking	Margin	Year	Ranking	PPG
1948-49	12th	+11.8	2003-04	25th	77.1
1990-91	12th	+13.5	2004-05	14th	78.3
1991-92	12th	+12.6			
1993-94	10th	+11.7			
1994-95	10th	+10.9			
1997-88	30th	+9.7			
1998-99	29th	+8.4			
1999-2000	7th	+14.8			
2003-04	5th	+14.6			
2004-05	5th	+13.1			

Field Goal Percentage			Scoring Defense		
Year	Ranking	Pct.	Year	Ranking	PPG
1953-54	7th	41.5	1947-48	1st	32.5
1955-56	15th	42.5	1948-49	1st	34.3
1957-58	5th	46.1	1949-50	1st	39.2
1982-83	10th	53.1	1950-51	2nd	46.2
1992-93	6th	51.4	1951-52	1st	45.5
1993-94	24th	48.5	1952-53	1st	53.8
1994-95	7th	50.2	1953-54	1st	52.3
1996-97	27th	47.6	1954-55	2nd	53.3
1999-2000	18th	47.9	1955-56	2nd	62.9
2003-04	1st	51.3	1956-57	1st	54.6
2004-05	6th	49.7	1957-58	2nd	51.7
2005-06	16th	48.1	1958-59	2nd	52.8

Field Goal Percentage Defense			Free Throw Percentage			
Year	Ranking	Pct.	Year	Player	Ranking	Pct.
1994-95	11th	39.3	1950-51	Norman Pilgrim	17th	80.1
1999-2000	14th	38.8	1952-53	Gene Sheets	4th	81.3
2000-01	26th	40.2		Bob Mattick	18th	74.7
2002-03	10th	39.4	1957-58	Jerry Adair	10th	83.6

3-Point Field Goal Percentage			3-Point Field Goal Percentage			
Year	Ranking	Pct.	Year	Player	Ranking	Pct.
1990-91	9th	42.0	1999-2000	Glendon Alexander	27th	44.2
1993-94	4th	41.7	2004-05	John Lucas	16th	43.1
1999-2000	20th	38.6				
2004-05	1st	42.6				

3-Point Field Goals Made per Game			3-Point Field Goals Made per Game			
Year	Ranking	3FGM	Year	Player	Ranking	3FGM
1993-94	27th	7.6	1994-95	Randy Rutherford	4th	3.9
			2004-05	John Lucas	21st	3.0

Rebounding Margin			Blocks Per Game			
Year	Ranking	Margin	Year	Ranking	BPG	
1992-93	6th	+8.0	2002-03	Andre Williams	17th	2.7
2001-02	16th	+6.4				
2003-04	26th	+5.2				

Assists Per Game			Assists Per Game			
Year	Ranking	APG	Year	Player	Ranking	APG
2004-05	13th	16.8	1994-95	Andre Owens	15th	6.9
			1997-98	Doug Gottlieb	11th	6.9
			1998-99	Doug Gottlieb	1st	8.8
			1999-2000	Doug Gottlieb	2nd	8.6

### Cowboys in the NCAA Statistical Rankings

Scoring			
Year	Player	Ranking	PPG
1979-80	Ed Odom	5th	24.2
1993-94	Bryant Reeves	52nd	21.0
1994-95	Bryant Reeves	30th	21.5
2000-01	Maurice Baker	30th	19.8

Rebounding			
Year	Player	Ranking	RPG
1961-62	Cecil Epperley	7th	10.4
1973-74	Andy Hopson	11th	14.4

Field Goal Percentage			
Year	Player	Ranking	Pct.
1951-52	Bob Mattick	15th	46.1
1953-54	Bob Mattick	3rd	55.6
1957-58	Arlen Clark	6th	53.9
1992-93	Bryant Reeves	15th	62.1
1993-94	Bryant Reeves	24th	58.5
1996-97	Chianti Roberts	6th	62.5
2005-06	Mario Boggan	20th	58.1

Free Throw Percentage			
Year	Player	Ranking	Pct.
1950-51	Norman Pilgrim	17th	80.1
1952-53	Gene Sheets	4th	81.3
	Bob Mattick	18th	74.7
1957-58	Jerry Adair	10th	83.6
1958-59	Arlen Clark	1st	85.2
1963-64	Jim Cooper	11th	85.6
1967-68	Joe Smith	18th	84.1
1968-69	Joe Smith	18th	84.1
1977-78	Mark Tucker	2nd	92.1
1990-91	Darwyn Alexander	3rd	89.7
2004-05	Joey Graham	13th	88.7

3-Point Field Goal Percentage			
Year	Player	Ranking	Pct.
1999-2000	Glendon Alexander	27th	44.2
2004-05	John Lucas	16th	43.1

3-Point Field Goals Made per Game			
Year	Player	Ranking	3FGM
1994-95	Randy Rutherford	4th	3.9
2004-05	John Lucas	21st	3.0

Blocks Per Game			
Year	Player	Ranking	BPG
2002-03	Andre Williams	17th	2.7

Assists Per Game			
Year	Player	Ranking	APG
1994-95	Andre Owens	15th	6.9
1997-98	Doug Gottlieb	11th	6.9
1998-99	Doug Gottlieb	1st	8.8
1999-2000	Doug Gottlieb	2nd	8.6

NCAA RANKINGS

LIFE AS A COWBOY

PLAYERS

COACHES

HISTORY

ALMANAC

YEAR IN REVIEW

MEDIA INFORMATION

**Big 12 Conference Games Only Records — Single Season**
**Points**

1.	331	Maurice Baker (2000-01)
2.	302	Adrian Peterson (1997-98)
3.	288	Adrian Peterson (1998-99)
4.	287	John Lucas (2004-05)
5.	283	Joey Graham (2004-05)
6.	279	John Lucas (2003-04)
7.	277	Victor Williams (2002-03)
8.	271	JamesOn Curry (2006-07)
9.	270	Desmond Mason (1999-2000)
10.	267	Mario Boggan (2006-07)

**Points per Game**

1.	20.7	Maurice Baker (2000-01)
2.	18.9	Adrian Peterson (1997-98)
3.	18.0	Adrian Peterson (1998-99)
4.	17.9	John Lucas (2004-05)
5.	17.8	Mario Boggan (2006-07)
6.	17.7	Joey Graham (2004-05)
7.	17.4	John Lucas (2003-04)
8.	17.3	Victor Williams (2002-03)
9.	16.9	JamesOn Curry (2006-07)
10.	16.9	Desmond Mason (1999-2000)

**Field Goals Made**

1.	111	Maurice Baker (2000-01)
2.	103	Mario Boggan (2006-07)
		John Lucas (2004-05)
4.	102	Brett Robisch (1997-98)
5.	101	Adrian Peterson (1998-99)
		Adrian Peterson (1997-98)
7.	98	Joey Graham (2004-05)
8.	96	John Lucas (2003-04)
9.	93	Tony Allen (2003-04)
10.	92	Desmond Mason (2 times)

**FGs Attempted**

1.	232	Adrian Peterson (1998-99)
2.	229	John Lucas (2004-05)
3.	215	Maurice Baker (2000-01)
4.	214	Mario Boggan (2006-07)
5.	210	Victor Williams (2002-03)
6.	209	Brett Robisch (1997-98)
7.	207	JamesOn Curry (2005-06)
8.	206	Adrian Peterson (1997-98)
9.	205	JamesOn Curry (2006-07)
		Tony Allen (2003-04)

**Field Goal Percentage**

1.	64.5	Ivan McFarlin (2001-02)
2.	58.7	Ivan McFarlin (2004-05)
3.	58.4	Maurice Robinson (1996-97)
4.	58.3	Ivan McFarlin (2003-04)
5.	56.8	Joey Graham (2003-04)
6.	56.7	Brett Robisch (1996-97)
7.	55.2	Chianti Roberts (1996-97)
8.	55.2	Mario Boggan (2005-06)
9.	54.1	Brian Montonati (1999-2000)
10.	53.8	Torre Johnson (2005-06)

**3-Point FGs Made**

1.	54	John Lucas (2004-05)
2.	44	John Lucas (2003-04)
3.	40	JamesOn Curry (2006-07)
		Glendon Alexander (1999-2000)
5.	34	Melvin Sanders (2002-03)
6.	33	Desmond Mason (1999-2000)
		33 Adrian Peterson (1998-99)
8.	31	Maurice Baker (2000-01)
		Adrian Peterson (1997-98)
		Adrian Peterson (1996-97)

**3-Pt FGs Attempted**

1.	121	John Lucas (2004-05)
2.	97	JamesOn Curry (2006-07)
		97 John Lucas (2003-04)
4.	93	Adrian Peterson (1998-99)
5.	89	JamesOn Curry (2005-06)
6.	86	Glendon Alexander (1999-2000)
7.	85	Melvin Sanders (2002-03)
8.	84	Maurice Baker (2000-01)
9.	83	Joe Adkins (1997-98)
10.	82	Adrian Peterson (1997-98)

**3-Point FG Percentage**

1.	48.3	JamesOn Curry (2004-05)
2.	46.5	Glendon Alexander (1999-2000)
3.	45.4	John Lucas (2003-04)
4.	44.6	John Lucas (2004-05)
5.	42.4	Glendon Alexander (1998-99)
6.	41.8	Desmond Mason (1999-2000)
7.	41.2	JamesOn Curry (2006-07)
8.	41.1	Victor Williams (2002-03)
9.	40.7	Chad Alexander (1997-98)
10.	40.0	Melvin Sanders (2002-03)

**Free Throws Made**

1.	80	Fredrik Jönzén (2000-01)
2.	78	Maurice Baker (2000-01)
3.	72	Joey Graham (2004-05)
4.	71	Victor Williams (2002-03)
5.	69	Adrian Peterson (1997-98)

**FTs Attempted**

1.	117	Fredrik Jönzén (2000-01)
2.	96	Tony Allen (2003-04)
		Maurice Baker (2000-01)
4.	92	Victor Williams (2002-03)
5.	86	Adrian Peterson (1997-98)

**Free Throw Percentage**

1.	96.4	John Lucas (2004-05)
2.	96.0	Joey Graham (2004-05)
3.	88.0	Joe Adkins (1997-98)
4.	87.8	John Lucas (2003-04)
5.	85.7	Terrel Harris (2006-07)
6.	85.0	Adrian Peterson (1996-97)
7.	84.6	Mario Boggan (2005-06)
8.	82.4	Joey Graham (2003-04)
9.	81.5	Brett Robisch (1997-98)
10.	81.3	Maurice Baker (2000-01)

**Rebounds**

1.	130	Ivan McFarlin (2004-05)
		Ivan McFarlin (2001-02)
3.	129	Andre Williams (2000-01)
4.	127	Brett Robisch (1997-98)
5.	123	Mario Boggan (2006-07)
6.	121	Desmond Mason (1998-99)
7.	118	Desmond Mason (1997-98)
8.	112	Ivan McFarlin (2002-03)
9.	109	Brian Montonati (1999-2000)
		Brett Robisch (1996-97)

**Rebounds per Game**

1.	8.6	Andre Williams (2000-01)
2.	8.2	Mario Boggan (2006-07)
3.	8.1	Ivan McFarlin (2004-05)
		Ivan McFarlin (2001-02)
5.	7.9	Brett Robisch (1997-98)
6.	7.6	Desmond Mason (1998-99)
7.	7.4	Desmond Mason (1997-98)
8.	7.0	Ivan McFarlin (2002-03)
9.	6.8	Brian Montonati (1999-2000)
		Brett Robisch (1996-97)

**Assists**

1.	139	Doug Gottlieb (1998-99)
2.	115	Doug Gottlieb (1999-2000)
3.	100	Doug Gottlieb (1997-98)
4.	76	John Lucas (2004-05)
5.	68	John Lucas (2003-04)
6.	65	Victor Williams (2001-02)
7.	64	Joe Adkins (1998-99)
8.	63	Joe Adkins (1999-2000)
9.	62	Maurice Baker (2000-01)
10.	61	Victor Williams (2000-01)

**Assists per Game**

1.	8.7	Doug Gottlieb (1998-99)
2.	7.2	Doug Gottlieb (1999-2000)
3.	6.3	Doug Gottlieb (1997-98)
4.	4.8	John Lucas (2003-04)
5.	4.3	Joe Adkins (1998-99)
6.	4.3	John Lucas (2003-04)
7.	4.1	Victor Williams (2001-02)
8.	3.9	Joe Adkins (1999-2000)
9.	3.9	Maurice Baker (2000-01)
10.	3.8	Victor Williams (2000-01)

**Blocks**

1.	45	Andre Williams (2002-03)
2.	39	Andre Williams (2000-01)
3.	25	Ivan McFarlin (2004-05)
4.	20	Ivan McFarlin (2001-02)
5.	19	Marcus Dove (2006-07)
		Andre Williams (1999-2000)
7.	18	Tony Allen (2003-04)
8.	17	Desmond Mason (1999-2000)
9.	16	Ivan McFarlin (2003-04)
		Andre Williams (2001-02)

**Blocks per Game**

1.	2.8	Andre Williams (2002-03)
2.	2.6	Andre Williams (2000-01)
3.	1.6	Ivan McFarlin (2004-05)
4.	1.3	Andre Williams (1999-2000)
5.	1.3	Ivan McFarlin (2001-02)
6.	1.2	Marcus Dove (2006-07)
7.	1.1	Tony Allen (2003-04)
8.	1.1	Desmond Mason (1999-2000)
9.	1.0	Ivan McFarlin (2003-04)
		Andre Williams (2001-02)

**Steals**

1.	35	Tony Allen (2003-04)
2.	30	Joe Adkins (1997-98)
3.	29	Tony Allen (2002-03)
		Victor Williams (2002-03)
		Maurice Baker (2000-01)
6.	28	Victor Williams (2000-01)
		Chianti Roberts (1996-97)
8.	26	Byron Eaton (2005-06)
		Desmond Mason (1998-99)
10.	25	Joe Adkins (1998-99)

**Steals per Game**

1.	2.2	Tony Allen (2003-04)
2.	1.9	Joe Adkins (1997-98)
3.	1.8	Tony Allen (2002-03)
		Victor Williams (2002-03)
		Maurice Baker (2000-01)
6.	1.8	Victor Williams (2000-01)
		Chianti Roberts (1996-97)
8.	1.7	Joe Adkins (1998-99)
9.	1.6	Byron Eaton (2005-06)
		Desmond Mason (1998-99)

**Minutes Played**

1.	625	JamesOn Curry (2006-07)
2.	604	Adrian Peterson (1997-98)
3.	603	Maurice Baker (2000-01)
4.	594	John Lucas (2004-05)
5.	584	Victor Williams (2000-01)
6.	583	Fredrik Jönzén (2000-01)
7.	582	John Lucas (2003-04)
8.	579	Adrian Peterson (1998-99)
9.	573	Adrian Peterson (1996-97)
10.	572	Desmond Mason (2 times)

**Minutes per Game**

1.	39.1	JamesOn Curry (2006-07)
2.	37.8	Adrian Peterson (1997-98)
3.	37.7	Maurice Baker (2000-01)
4.	37.1	John Lucas (2004-05)
5.	36.5	Victor Williams (2000-01)
6.	36.4	Fredrik Jönzén (2000-01)
7.	36.4	John Lucas (2003-04)
8.	36.2	Adrian Peterson (1998-99)
9.	35.8	Adrian Peterson (1996-97)
10.	35.8	Desmond Mason (2 times)





**Big 12 Conference Games Only Records — Career**

**Points**

1. 829 Adrian Peterson (1996-99)
2. 807 Desmond Mason (1996-2000)
3. 710 Ivan McFarlin (2001-05)
4. 702 Victor Williams (2000-03)
5. 646 JamesOn Curry (2004-07)
6. 576 Fredrik Jönzén (1998-2002)
7. 566 John Lucas (2003-05)
8. 560 Joe Adkins (1996-2000)
9. 509 Mario Boggan (2005-07)
10. 493 Melvin Sanders (2000-03)

**Points per Game**

1. 17.7 John Lucas (2003-05)
2. 17.3 Adrian Peterson (1996-99)
3. 16.4 Mario Boggan (2005-07)
4. 15.3 Tony Allen (2002-04)
5. 15.3 Maurice Baker (2000-02)
6. 14.8 Joey Graham (2003-05)
7. 14.6 Victor Williams (2000-03)
8. 13.5 JamesOn Curry (2004-07)
9. 13.4 Brett Robisch (1996-98)
10. 12.6 Desmond Mason (1996-2000)

**Field Goals Made**

1. 289 Desmond Mason (1996-2000)  
Adrian Peterson (1996-99)
3. 285 Ivan McFarlin (2001-05)
4. 232 Victor Williams (2000-03)
5. 221 JamesOn Curry (2004-07)
6. 199 John Lucas (2003-05)
7. 196 Fredrik Jönzén (1998-2002)
8. 193 Mario Boggan (2005-07)
9. 191 Melvin Sanders (2000-03)
10. 178 Joe Adkins (1996-2000)

**FGs Attempted**

1. 629 Adrian Peterson (1996-99)
2. 604 Desmond Mason (1996-2000)
3. 599 Victor Williams (2000-03)
4. 529 JamesOn Curry (2004-07)
5. 495 Ivan McFarlin (2001-05)
6. 477 Joe Adkins (1996-2000)
7. 433 Melvin Sanders (2000-03)
8. 423 John Lucas (2003-05)
9. 420 Fredrik Jönzén (1998-2002)
10. 404 Tony Allen (2002-04)

**Field Goal Percentage**

1. 57.6 Ivan McFarlin (2001-05)
2. 54.2 Joey Graham (2003-05)
3. 52.4 Brian Montonati (1997-2000)
4. 51.8 Brett Robisch (1996-98)
5. 51.2 Mario Boggan (2005-07)
6. 47.8 Desmond Mason (1996-2000)
7. 47.0 John Lucas (2003-05)
8. 46.7 Fredrik Jönzén (1998-2002)
9. 45.9 Adrian Peterson (1996-99)
10. 44.6 Maurice Baker (2000-02)

**3-Point FGs Made**

1. 98 John Lucas (2003-05)
2. 96 JamesOn Curry (2004-07)
3. 95 Adrian Peterson (1996-99)
4. 82 Joe Adkins (1996-2000)
5. 76 Melvin Sanders (2000-03)
6. 72 Desmond Mason (1996-2000)
7. 66 Victor Williams (2000-03)
8. 65 Glendon Alexander (1998-2000)
9. 47 Daniel Bobik (2003-05)
10. 46 Maurice Baker (2000-02)

**3-Pt FGs Attempted**

1. 256 Joe Adkins (1996-2000)  
Adrian Peterson (1996-99)
3. 244 JamesOn Curry (2004-07)
4. 218 John Lucas (2003-05)
5. 205 Victor Williams (2000-03)
6. 203 Melvin Sanders (2000-03)
7. 184 Desmond Mason (1996-2000)
8. 145 Glendon Alexander (1998-2000)
9. 139 Maurice Baker (2000-02)
10. 125 Daniel Bobik (2003-05)

**3-Point FG Percentage**

1. 45.0 John Lucas (2003-05)
2. 44.8 Glendon Alexander (1998-2000)
3. 39.3 JamesOn Curry (2004-07)
4. 39.1 Desmond Mason (1996-2000)
5. 37.4 Melvin Sanders (2000-03)
6. 37.1 Adrian Peterson (1996-99)
7. 32.2 Victor Williams (2000-03)
8. 32.0 Joe Adkins (1006-2000)

**Free Throws Made**

1. 182 Fredrik Jönzén (1998-2002)
2. 172 Victor Williams (2000-03)
3. 157 Desmond Mason (1996-2000)
4. 156 Adrian Peterson (1996-99)
5. 139 Ivan McFarlin (2001-05)
6. 122 Joe Adkins (1996-2000)
7. 119 Tony Allen (2002-04)
8. 114 Joey Graham (2003-05)
9. 110 Mario Boggan (2005-07)
10. 108 JamesOn Curry (2004-07)

**FTs Attempted**

1. 268 Fredrik Jönzén (1998-2002)
2. 234 Victor Williams (2000-03)
3. 212 Ivan McFarlin (2001-05)  
Desmond Mason (1996-2000)
5. 200 Adrian Peterson (1996-99)

**Free Throw Percentage**

1. 90.9 John Lucas (2003-05)
2. 90.5 Joey Graham (2003-05)
3. 80.3 Maurice Baker (2000-02)
4. 78.2 Joe Adkins (1996-2000)
5. 78.0 Adrian Peterson (1996-99)
6. 77.1 JamesOn Curry (2004-07)
7. 76.9 Mario Boggan (2005-07)
8. 75.5 Brett Robisch (1996-98)
9. 74.1 Desmond Mason (1996-2000)
10. 73.5 Victor Williams (2000-03)

**Rebounds**

1. 468 Ivan McFarlin (2001-05)
2. 367 Desmond Mason (1996-2000)
3. 360 Fredrik Jönzén (1998-2002)
4. 341 Andre Williams (1999-2003)
5. 253 Adrian Peterson (1996-99)
6. 236 Brett Robisch (1996-98)
7. 222 Melvin Sanders (2000-03)
8. 220 Mario Boggan (2005-07)
9. 206 Brian Montonati (1997-2000)
10. 196 Tony Allen (2002-04)

**Rebounds per Game**

1. 7.4 Brett Robisch (1996-98)
2. 7.3 Ivan McFarlin (2001-05)
3. 7.1 Mario Boggan (2005-07)
4. 6.1 Tony Allen (2002-04)
5. 5.8 Joey Graham (2003-05)
6. 5.7 Desmond Mason (1996-2000)
7. 5.6 Fredrik Jönzén (1998-2002)
8. 5.5 Andre Williams (1998-2003)
9. 5.4 Maurice Baker (2000-02)
10. 5.3 Adrian Peterson (1996-99)

**Assists**

1. 354 Doug Gottlieb (1997-2000)
2. 203 Joe Adkins (1996-2000)
3. 177 Victor Williams (2000-03)
4. 144 John Lucas (2003-05)
5. 140 JamesOn Curry (2004-07)
6. 100 Fredrik Jönzén (1998-2002)
7. 97 Maurice Baker (2000-02)
8. 91 Byron Eaton (2005-present)
9. 86 Tony Allen (2002-04)
10. 81 Daniel Bobik (2003-05)  
Cheyne Gadson (2001-03)

**Assists per Game**

1. 7.4 Doug Gottlieb (1997-2000)
2. 4.5 John Lucas (2003-05)
3. 3.7 Victor Williams (2000-03)
4. 3.2 Maurice Baker (2000-02)
5. 3.2 Joe Adkins (1996-2000)
6. 2.9 JamesOn Curry (2004-07)
7. 2.8 Byron Eaton (2005-present)
8. 2.7 Cheyne Gadson (2001-03)
9. 2.7 Tony Allen (2002-04)
10. 2.5 Daniel Bobik (2003-05)

**Blocks**

1. 119 Andre Williams (1999-2003)
2. 76 Ivan McFarlin (2001-05)
3. 39 Desmond Mason (1996-2000)
4. 32 Tony Allen (2002-04)
5. 31 Marcus Dove (2004-present)
6. 26 Mario Boggan (2005-07)
7. 25 Fredrik Jönzén (1998-2002)
8. 21 David Monds (2003-07)
9. 20 Alex Webber (1996-2000)
10. 13 Brian Montonati (1997-2000)

**Blocks per Game**

1. 1.9 Andre Williams (1999-2003)
2. 1.2 Ivan McFarlin (2001-05)
3. 1.0 Marcus Dove (2004-present)  
Tony Allen (2002-04)
5. 0.8 Mario Boggan (2005-07)
6. 0.6 Desmond Mason (1996-2000)
7. 0.4 David Monds (2003-07)
8. 0.4 Antoine Broxsie (2000-02)
9. 0.4 Fredrik Jönzén (1998-2002)
10. 0.4 Alex Webber (1996-2000)

**Steals**

1. 87 Joe Adkins (1996-2000)
2. 81 Victor Williams (2000-03)
3. 77 Desmond Mason (1996-2000)
4. 72 Ivan McFarlin (2001-05)
5. 64 Tony Allen (2002-04)
6. 59 Melvin Sanders (2000-03)
7. 57 Doug Gottlieb (1997-2000)
8. 50 Byron Eaton (2005-present)
9. 48 Fredrik Jönzén (1998-2002)
10. 43 Daniel Bobik (2003-05)  
Terrence Crawford (2000-05)

**Steals per Game**

1. 2.0 Tony Allen (2002-04)
2. 1.7 Victor Williams (2000-03)
3. 1.6 Byron Eaton (2005-present)
4. 1.4 Joe Adkins (1996-2000)
5. 1.3 Daniel Bobik (2003-05)
6. 1.3 Maurice Baker (2000-02)
7. 1.2 Melvin Sanders (2000-03)
8. 1.2 Mario Boggan (2005-07)
9. 1.2 Desmond Mason (1996-2000)
10. 1.2 Doug Gottlieb (1997-2000)

**Minutes Played**

1. 1,954 Ivan McFarlin (2001-05)
2. 1,939 Desmond Mason (1996-2000)
3. 1,756 Adrian Peterson (1996-99)
4. 1,706 Fredrik Jönzén (1998-2002)
5. 1,638 Victor Williams (2000-03)
6. 1,600 JamesOn Curry (2004-07)
7. 1,505 Joe Adkins (1996-2000)
8. 1,480 Melvin Sanders (2000-03)
9. 1,412 Doug Gottlieb (1997-2000)
10. 1,281 Andre Williams (1999-2003)

**Minutes per Game**

1. 36.8 John Lucas (2003-05)
2. 36.6 Adrian Peterson (1996-99)
3. 34.1 Victor Williams (2000-03)
4. 33.3 JamesOn Curry (2004-07)
5. 33.0 Brett Robisch (1996-98)
6. 32.8 Tony Allen (2002-04)
7. 32.6 Maurice Baker (2000-02)
8. 31.3 Mario Boggan (2005-07)
9. 30.8 Melvin Sanders (2000-03)
10. 30.6 Daniel Bobik (2003-05)



## Gallagher-Iba Arena Team Records — Oklahoma State

Category	Highs		Lows (since 1954-55 season)	
Points	129	Southwestern Oklahoma State (Jan. 2, 2007)	39	Colorado (Feb. 3, 1962) Colorado (March 5, 1960)
FG Made	51	College of Santa Fe (Dec. 3, 1977)	11	Oklahoma (Feb. 14, 1961)
FG Attempted	97	College of Santa Fe (Dec. 3, 1977)	25	Boise State (March 17, 1989)
FG Percentage	73.7 (28-38)	Tulsa (Dec. 9, 1992)	24.6 (16-65)	St. Louis (Jan. 29, 1957)
3FG Made	15	Northwestern Oklahoma State (Dec. 21, 2004)	0	on four occasions, last time, Iowa State (Jan. 8, 2001)
3FG Attempted	29	Texas (Jan. 5, 2002) Oklahoma (Jan. 12, 1999)	2	Jackson State (Nov. 20, 2005) Colorado (Feb. 4, 1987)
3FG Percentage	75.0 (9-12)	Texas A&M-Corpus Christi (Jan. 8, 2003)	0.0 (0-8)	Midwestern State (Jan. 2, 1992)
min. 10 attempts			7.7 (1-13)	Kansas (Feb. 13, 2006)
min. 15 attempts	65.2 (15-23)	Northwestern Oklahoma State (Dec. 21, 2004)	12.5 (2-16)	Chicago State (Dec. 10, 1988)
FT Made	43	Wichita State (Jan. 11, 1955)	3	SMU (Dec. 21, 1996) Oklahoma (Feb. 16, 1983)
FT Attempted	54	Colorado (Dec. 22, 1952)	5	Kansas State (March 6, 1976)
FT Percentage	100.0 (13-13)	Oklahoma (Feb. 7, 1979)	35.3 (12-34)	Missouri (Feb. 13, 1996)
min. 20 attempts	96.3 (26-27)	Oklahoma (Feb. 14, 1961)	35.3 (12-34)	Missouri (Feb. 13, 1996)
Rebounds	64	Kansas (March 5, 1973)	18	Kansas State (Jan. 26, 1970) Nebraska (Feb. 3, 1968)
Assists	36	Langston (Jan. 5, 2000)	2	Kansas (Jan. 11, 1978)
Steals	19	UMKC (Dec. 19, 1988)	0	Southern Mississippi (Jan. 27, 1999) Oklahoma (Feb. 6, 1980)
Blocks	16	Oklahoma (Feb. 4, 1989)	0	on 19 occasions, last time, Missouri (Feb. 17, 2007)
Turnovers	31	Kansas State (Jan. 9, 1993)	4	Marquette (Jan. 14, 1992)
Fouls	30	Baylor (Dec. 1, 1986)	6	College of the Ozarks (Dec. 2, 1982) Texas Wesleyan (Nov. 30, 1979)

## Gallagher-Iba Arena Individual Records — Oklahoma State

Category	Record	Player, Team (Date)
Points	58	Bob Kurland vs St. Louis (Feb. 22, 1946)
FG Made	25	Bob Kurland vs St. Louis (Feb. 22, 1946)
FG Attempted	38	Bob Kurland vs St. Louis (Feb. 22, 1946)
FG Percentage (min. 10 made)	1.000 (10-10)	Bryant Reeves vs Tulsa (Dec. 9, 1992)
3FG Made	8	Randy Rutherford vs Oklahoma (Feb. 7, 1994)
3FG Attempted	15	Randy Rutherford vs Northwest Missouri State (Dec. 9, 1994) Brooks Thompson vs Missouri (Jan. 22, 1994)
3FG Percentage (min. 6 made)	85.7 (6-7)	Glendon Alexander vs Texas A&M (Feb. 5, 2000)
FT Made	24	Arlen Clark vs Colorado (March 7, 1959)
FT Attempted	25	Bob Mattick vs Detroit (Feb. 20, 1954)
FT Percentage (min. 10 made)	100.0 (24-24)	Arlen Clark vs Colorado (March 7, 1959)
	100.0 (13-13)	Joey Graham vs Missouri (Jan. 11, 2005)
	100.0 (12-12)	Arlen Clark vs Loyola Marymount (March 11, 1958)
	100.0 (11-11)	on five occasions, most recently, John Starks vs North Texas (Jan. 18, 1988)
	100.0 (10-10)	on five occasions, most recently, Richard Dumas vs North Texas (Jan. 18, 1988)
Rebounds	27	Andy Hopson vs Missouri (Jan. 30, 1973)
Assists	18	Doug Gottlieb vs Florida Atlantic (Dec. 1, 1998)
Steals	8	Desmond Mason vs Houston Baptist (Dec. 15, 1998) Brooks Thompson vs Colorado (Feb. 13, 1993)
Blocks	7	on six occasions, most recently, Andre Williams vs Kansas State (Feb. 5, 2003)
Turnovers	10	Chuck Davis vs Tulsa (March 15, 1990)

\* overtime game



## Gallagher-Iba Arena Team Records — Opponents

Category	Highs	Low (since 1954-55 season)
Points	108 Texas (Dec. 7, 1977)	29 Washington State (Dec. 4, 2004)
FG Made	39 on three occasions, most recently, Oral Roberts (Jan. 18, 1989)	10 Tulsa (Feb. 4, 1957) 10 Wyoming (Dec. 16, 1955)
FG Attempted	87 on three occasions, most recently, Texas (Jan. 16, 2007)	29 Oklahoma (Feb. 11, 1955)
FG Percentage	69.0 (29-42) Missouri (Feb. 18, 1981)	19.3 (11-57) Bradley (March 6, 1956)
3FG Made	14 Baylor (Feb. 15, 2003)	0 on six occasions, last time, Texas Tech (Feb. 24, 2003)
3FG Attempted	42 Baylor (Dec. 12, 1992)	0 Missouri Southern (Jan. 7, 1987)
3FG Percentage	100.0 (6-6) Kansas (Feb. 10, 1988)	0.0 (0-7) Colorado (March 4, 1992) 0.0 (0-7) UMKC (Jan. 11, 1992)
min. 15 attempts	60.0 (9-15) Texas Tech (Jan. 8, 1997)	5.9 (1-17) Baylor (Jan. 20, 1999)
FT Made	34 Kansas State (Jan. 28, 1987)	1 on three occasions, most recently, Washington State (Dec. 4, 2004)
FT Attempted	48 Colorado (Dec. 22, 1952)	2 on three occasions, most recently, Northwestern Oklahoma State (Dec. 21, 2004)
FT Percentage	100.0 (17-17) Nebraska (Jan. 31, 1979)	20.0 (1-5) Washington State (Dec. 4, 2004)
min. 20 attempts	91.7 (22-24) Texas (Feb. 8, 1997)	30.4 (7-23) Kansas (Feb. 8, 1992)
Rebounds	58 DePaul (Dec. 6, 1950)	11 Boise State (March 17, 1989)
Assists	26 Kansas (March 2, 1985)	1 Arkansas State (Dec. 8, 1976) 1 Nebraska (Feb. 26, 1975)
Steals	18 UMKC (Dec. 18, 2002)	0 on 10 occasions, last time, Stephen F. Austin (Nov. 27, 1984)
Blocks	10 Northwestern State (Dec. 17, 2001) Kansas (Jan. 8, 1996)	0 on 51 occasions, last time, Southwestern Oklahoma State (Jan. 2, 2007)
Turnovers	33 Midwestern State (Dec. 9, 1989) 33 Central Connecticut State (Jan. 3, 1989)	5 Kansas State (Jan. 31, 1990)
Fouls	43 DePaul (Dec. 6, 1950)	7 Air Force (Feb. 11, 1961)

## Gallagher-Iba Arena Individual Records — Opponents

Category	Record	Player, Team (Date)
Points	46	Donnie Boyce, Colorado (March 5, 1994)
FG Made	17	Donnie Boyce, Colorado (March 5, 1994) 17 Jim Krivacs, Texas (Dec. 7, 1977)
FG Attempted	38	Jim Krivacs, Texas (Dec. 7, 1977)
FG Percentage (min. 10 made)	91.7 (11-12)	David Hall, Kansas State (Feb. 27, 1971)
3FG Made	8	Rufus Leach, Appalachian State (Nov. 19, 1999)
3FG Attempted	17	Jerald Honeycutt, Tulane (March 13, 1997) 17 Askia Jones, Kansas State (Feb. 2, 1994)
3FG Percentage (min. 6 made)	66.7 (6-9)	Chris Clay, UT-Pan American (Dec. 17, 1994)
FT Made	15	T.J. Ford, Texas (Feb. 22, 2003)
FT Attempted	19	T.J. Ford, Texas (Feb. 22, 2003)
FT Percentage (min. 10 made)	100.0 (13-13)	Linas Kleiza, Missouri (Jan. 11, 2005)
	100.0 (12-12)	Jon Sundvold, Missouri (Feb. 18, 1981)
	100.0 (11-11)	Paul O'Liney, Missouri (Jan. 22, 1995)
	100.0 (11-11)	Larry Weigel, Kansas State (Jan. 8, 1966)
	100.0 (10-10)	Will Whittington, Marist (March 13, 2007)
	100.0 (10-10)	Aaron McGhee, Oklahoma (Feb. 13, 2002)
Rebounds (20 or more)	20	Lawrence Roberts, Baylor (Feb. 15, 2003)
Assists	12	Ricky Grace, Oklahoma (Feb. 17, 1988)
Steals	7	Acie Law, Texas A&M (Jan. 11, 2006) 7 Michael Williams, Baylor (Dec. 1, 1986)
Blocks	7	Chris Mihm, Texas (Feb. 24, 1998) 7 Rich King, Nebraska (Jan. 20, 1990)
Turnovers	12	Andre Alexander, Central Connecticut State (Jan. 3, 1989)
Fouls	7	Moran, Ecuador (1947-48 season) — was allowed to remain in the game

\* overtime game



## Opponent Team Records

Category	Highs	Lows (since 1954-55 season)
Points	116 Oklahoma (March 5, 1985)	29 Washington State (Dec. 4, 2004)
FG Made	51 Auburn (Dec. 10, 1977)	10 on four occasions, most recently, Air Force (Dec. 19, 1959)
FG Attempted	99 Oklahoma (March 5, 1985)	29 Wichita State (March 13, 1965) Oklahoma (Feb. 11, 1955)
FG Percentage	70.0 (49-70) USC (Dec. 6, 1974)	19.3 (11-57) Bradley (March 6, 1956)
3FG Made	17 Colorado (Jan. 30, 2005)	0 on 14 occasions, last time, Texas Tech (Jan. 8, 2005)
3FG Attempted	42 Baylor (Dec. 12, 1992)	0 BYU-Hawaii (Nov. 27, 1987) Missouri Southern (Jan. 7, 1987)
3FG Percentage	100.0 (6-6) Kansas (Feb. 10, 1988)	0.0 (0-9) Kansas State (March 8, 1996)
min. 10 attempts	72.7 (8-11) Tulsa (Dec. 17, 1989)	5.9 (1-17) Baylor (Jan. 20, 1999)
FT Made	36 Missouri (Jan. 21, 1989) Missouri (Feb. 26, 1977)	1 on three occasions, most recently, Washington State (Dec. 4, 2004)
FT Attempted	49 Missouri (Dec. 30, 1966)	2 on three occasions, most recently, Northwestern Oklahoma State (Dec. 21, 2004)
FT Percentage	100.0 (17-17) Nebraska (Jan. 31, 1979)	20.0 (1-5) Washington State (Dec. 4, 2004)
min. 20 attempts	95.7 (22-23) SMU (Dec. 27, 1985)	30.4 (7-23) Kansas (Feb. 8, 1992)
Rebounds	66 Iowa State (Jan. 18, 1975)	11 Boise State (March 17, 1989)
Assists	31 Oklahoma (March 5, 1985) Utah (Dec. 12, 1980)	1 Arkansas State (Dec. 8, 1976) Nebraska (Feb. 26, 1975)
(since 1981)		3 Pepperdine (Jan. 3, 2006) Temple (Dec. 30, 1995)
Steals	18 UMKC (Dec. 18, 2002)	0 on 30 occasions, last time, Texas Tech (Feb. 18, 1998)
Blocks	12 on three occasions, most recently, Kansas (March 1, 2003)	0 on many occasions, most recently, Southern Illinois (March 20, 2005)
Turnovers	33 on three occasions, most recently, Midwestern State (Dec. 9, 1989)	5 on four occasions, most recently, Saint Joseph's (March 26, 2004)
Fouls	43 DePaul (Dec. 6, 1950)	7 on four occasions, most recently, Iowa State (Jan. 9, 1967)

## Opponent Individual Records (since 1954-55 season)

Category	Record	Player, Team (Date)
Points (40 or more)	46	Donnie Boyce, Colorado (March 5, 1994); Dwight Lamar, Louisiana-Lafayette (Dec. 19, 1970)
	44	Cliff Meely, Colorado (March 11, 1971)
	42	Jim Krivacs, Texas (Dec. 7, 1977)
	41	John Brown, Missouri (March 3, 1973)
	40	Doug Smith, Missouri (Jan. 5, 1991) *; Anthony Roberts, Oral Roberts (Dec. 11, 1976)
FG Made	19	Cliff Meely, Colorado (March 11, 1971)
FG Attempted	38	Jim Krivacs, Texas (Dec. 7, 1977)
FG Percentage (min. 10 made)	100.0 (11-11)	Joe Wright, Kansas State (Jan. 23, 1985)
	100.0 (10-10)	Danny Manning, Kansas (Jan. 18, 1986)
3FG Made	8	on three occasions, most recently, Rufus Leach, Appalachian State (Nov. 19, 1999)
3FG Attempted	18	Darius Lane, Seton Hall (March 24, 2000); Johnny Murdock, Missouri State (Jan. 19, 1994)
3FG Percentage (min. 6 made)	87.5 (7-8)	Al Faux, San Diego State (Dec. 30, 2000)
FT Made	18	Jaquay Walls, Colorado (Feb. 10, 1999); Raymond Downs, Texas (Dec. 10, 1955)
FT Attempted	20	on three occasions, most recently, Jaquay Walls, Colorado (Feb. 10, 1999)
FT Percentage (min. 15 made)	100.0 (15-15)	Sam Mack, Iowa State (March 10, 1989); Jack Moore, Nebraska (Feb. 10, 1982)
Rebounds (20 or more)	23	Reginald King, Alabama (Dec. 17, 1976)
	22	Tim Duncan, Wake Forest (March 24, 1995); Oscar Robertson, Cincinnati (Feb. 15, 1958)
	21	Alvan Adams, Oklahoma (Dec. 28, 1974)
	20	Lawrence Roberts, Baylor (Feb. 15, 2003)
Assists	19	John Moore, Texas (Dec. 9, 1978)
Steals	11	Travis DeManby, Fresno State (Feb. 10, 2002)
Blocks	8	on four occasions, most recently, Rodger Farrington, Arizona State (Dec. 7, 1996)
Turnovers	12	Andre Alexander, Central Connecticut State (Jan. 3, 1989)

\* overtime game