





CONNECTICUT BASEBALL HISTORY AND RECORDS



The 2011 Huskies won the program's first regular season BIG EAST Championship and appeared in its first NCAA Super Regional.

All-Time Coaches/Records	46
UConn in the Postseason.....	47
All-Americans/Team USA.....	48
Huskies in the Pros.....	49-51
Husky Record Book	52-56
All-Time Opponents.....	57
Year-By-Year Results	58-64
All-Time Letterwinners.....	65-66



The 1957 UConn baseball team made history, earning the club's first ever trip to the NCAA Tournament while battling its way to the College World Series.



J.O. Christian
1936-61

J.O. Christian began coaching football and baseball at UConn in 1934 following an eight-year term as head coach of all sports at Eveleth College, where his football team compiled a fantastic record, losing only one game from 1929 to 1933.

His baseball nines were in the NCAA College World Series in 1957 and 1959; and his 1958 club lost the chance when it bowed out to Holy Cross, 2-1, in 10 innings in a game for the New England representation. The 1959 team (rated by Christian as his best ever) had a 20-1 record, being undefeated in New England competition. He won nine out of 14 Yankee Conference pennants and two New England titles. His baseball teams recorded 258 wins, 170 losses and seven ties. During his 16 years as head football coach, he led his Huskies to 66-51-4 overall record. He served as interim basketball coach for part of the 1936 season.

The Connecticut Alumni Association's Outstanding Service Award "as the man who has done the most for the University" was presented him in 1945 and again in 1959. He also received the "Gold Key", given by the Connecticut Sportswriters Alliance (1959) for outstanding contribution in Connecticut state sports. On April 29, 1960, the UConn Club presented "Christy" its annual outstanding contribution award. He was president of the American Association of College Baseball Coaches in 1960; and chairman of the NCAA District One Baseball Selection Committee, completing his term in 1958. He is in the ABCA Hall of Fame.


His active coaching career began in 1926 at Eveleth (Minn.) Junior College and included 28 years at the University of Connecticut, all as head baseball coach.

A native of Roland, Iowa, he was educated in Wilmar, Minn., schools, and attended Hamline University and the University of Minnesota. Christian passed away on October 21, 1979, at the age of 81. He and his wife Corinne had three daughters, Marion, Anne, and Claire.

J.O. CHRISTIAN

All-Time Coaching Records

Years	Coach	W	L	T	Pct.
1896-98	No Coach	6	9	0	.400
1899-01	T.D. Knowles	11	9	1	.555
1902-05	E.O. Smith	13	9	1	.591
1906-08	George E. Lamson	12	13	1	.480
1909-10	John Sullivan	9	7	0	.563
1911	James Nicholas	0	9	0	.000
1912	No Coach	6	6	0	.500
1913	Robert Edger	4	6	0	.400
1914	Charles A. Reed	0	4	0	.000
1915	J.J. Donovan	1	7	0	.125
1916	D.E. Chase	1	8	0	.111
1917	John J. Donahue	1	1	0	.500
1918	No Team (WW I)	-	-	-	-
1919	Roy J. Guyer	6	6	0	.500
1920	William Mellor	3	8	0	.273
1921	Ross Swartz	2	11	1	.154
1922-23	J.W. Tasker	12	18	0	.400
1924-35	Sumner Dole	64	90	2	.416
1936-61	J.O. Christian	254	170	7	.599
1962-79	Lawrence R. Panciera	297	160	5	.650
1980-03	Andrew J. Baylock	556	492	8	.530
2004-pres.	James F. Penders	289	184	3	.610
Totals		1,547	1,227	29	.557



Larry Panciera
1962-79


Larry PANCIERA

Larry Panciera was a member of the UConn athletics staff for 30 years. Panciera served as head coach of baseball at Connecticut for 18 years (1962-1979). He compiled a 297-160-5 record as head coach, was named NCAA New England Coach-of-the-Year six times and led Connecticut to the College World Series three times (1965, 1972, 1979). In 1979, his final Husky team recorded 31 wins as the Huskies won both the ECAC Division I New England Championship and the NCAA Northeast Region title to advance to the College World Series for the fifth time in school history. In his final year of coaching, Panciera was honored as the 1979 NCAA Northeast Regional Coach of the Year.

At Connecticut, Panciera was part of all five of UConn's trips to the NCAA College World Series, twice as an assistant in 1957 and 1959, and three times as head coach in 1965, 1972 and 1979. During his tenure as head coach, 40 student-athletes who played for Panciera at Connecticut went on to sign professional baseball contracts.

He spent his retirement years at his home in the Weekapaug section of Westerly, R.I., before passing away on September 8, 1998, at the age of 76. He was survived by his two sons, David and Michael.

Andy BAYLOCK



Andy Baylock
1980-2003

Andy Baylock retired in 2003 after 24 years at the helm of the baseball program. In January of 1996, Baylock was honored with induction into the American Baseball Coaches Association Hall of Fame at the national convention in Nashville, Tenn. Baylock's tenure was the winningest period in the illustrious history of Connecticut Baseball, leading the UConn program to 556 wins over his 24 seasons, averaging over 23 wins per season during his tenure.

Baylock's 24th season as the head coach of the Huskies was his 39th year of consecutive service to the Husky baseball program. Prior to the start of his head coaching career, Baylock spent 15 years as the top assistant coach to then-head coach Larry Panciera and also served as head freshman football coach. When Baylock's assistant coaching tenure is taken into account, he has been part of an overall UConn record of 812-614-11 during the past 39 seasons. The New Britain, Conn., native has personally coached 1,447 of the 2,327 games (62 percent) that have ever been played involving the University of Connecticut baseball program.

In the summers of 1985 and 1989, Baylock was the pitching coach for the U.S. Senior National Team that competed against other national teams in the United States, Cuba, Puerto Rico, Japan, Korea and Canada. He also was pitching coach for the U.S. squad that finished second in the International Harbor Tournament in Taiwan in the fall of 1988.

A graduate of Central Connecticut State University, Baylock and his wife, Barbara, reside in Mansfield Center and have three children, all of whom attended the University of Connecticut - Jennifer, Jeffrey and Andrea. He remains at UConn as the Director of Alumni and Community Relations for the UConn football program.

Jim PENDERS



Jim Penders
2004-Present

Jim Penders is in his ninth season as head baseball coach after taking over for longtime Husky coach Andy Baylock in 2004. Penders, a 1994 graduate of the University of Connecticut, was a member of Baylock's most successful teams. Penders' teams qualified for three BIG EAST Tournaments (1992-94) with all three teams advancing to the BIG EAST Tournament Final. Penders captained the 1994 squad that captured the BIG EAST Tournament Championship. The 1993 and 1994 teams advanced to the NCAA Regional with the 1993 team earning only the second at-large berth in the history of the BIG EAST Conference. In Penders' four-year playing career, his teams tallied a record of 99-76-2.

After graduating, Penders moved to Washington D.C. where he was a fundraiser for Senator Tom Harkin of Iowa. Penders returned to UConn in 1997 to become an assistant coach and take over the Husky recruiting efforts. Since he took over as head coach at UConn, Penders has compiled an overall record of 289-184-3.



UConn In The NCAA Tournament

17 NCAA Tournament Appearances | 29-35 Overall Record

1957	NCAA District I Playoffs		
	Springfield	L	4-9
	Springfield	W	4-3
	Springfield	W	5-0
	NCAA College World Series		
Texas	L	0-3	
Florida State	W	5-3	
Iowa State	L	2-5	
1958	NCAA District I Playoffs		
	Dartmouth	W	1-0
	Dartmouth	W	10-0
Holy Cross	L	1-2	
1959	Declared District I Champions		
	NCAA College World Series		
	Penn State	L	3-5
Western Michigan	L	6-14	
1960	NCAA District I Playoffs		
	Boston College	L	1-2
1961	NCAA District I Playoffs		
	Colby	W	15-1
	Boston College	L	1-4
	Springfield	W	3-1
	Boston College	W	3-2
	Boston College	W	14-4
1963	NCAA District I Playoffs		
	Providence	W	4-3
	Providence	L	3-4
	Providence	L	6-10

1965	NCAA District I Playoffs		
	Holy Cross	W	7-4
	Holy Cross	L	0-5
	Holy Cross	W	7-0
	NCAA College World Series		
St. Louis	L	1-2	
Lafayette	W	6-4	
Washington State	L	2-3	
1968	NCAA District I Playoffs		
	Providence	W	2-0
	Harvard	L	0-3
	Boston University	W	8-2
Harvard	L	2-3	
1970	NCAA District I Playoffs		
	Providence	W	8-0
	Dartmouth	L	2-8
	Dartmouth	L	3-12
1972	NCAA District I Playoffs		
	Northeastern	W	5-2
	Harvard	W	8-5
	Harvard	W	8-5
	NCAA College World Series		
	Texas	W	3-0
Southern California	L	4-5	
Temple	L	4-7	
1977	NCAA District I Playoffs		
	Temple	L	7-9
	Cornell	L	7-9

1979	NCAA District I Playoffs		
	Navy	W	5-4
	St. John's	L	3-6
	Nebraska	W	15-0
	St. John's	W	14-4
St. John's	W	4-0	
NCAA College World Series			
Texas	L	5-11	
Cal State-Fullerton	L	3-8	
1990	NCAA Northeast Regional		
	Georgia	L	2-7
Rutgers	L	5-15	
1993	NCAA Midwest Regional		
	Oklahoma State	L	5-9
Fordham	L	0-5	
1994	NCAA Midwest II Regional		
	Georgia Tech	L	0-7
Long Beach State	L	9-16	
2010	NCAA Norwich Regional		
	Oregon	L	3-5
	Central Connecticut	W	25-5
Oregon	L	3-4	
2011	NCAA Clemson Regional		
	Coastal Carolina	L	1-13
	Sacred Heart	W	13-3
	Coastal Carolina	W	12-6
	Clemson	W	7-6
	Clemson	W	14-1
	NCAA Super Regionals		
South Carolina	L	1-5	
South Carolina	L	2-8	

UConn in the Postseason

UConn In The BIG EAST Tournament

13 Tournament Appearances | 26-22 Overall Record

1985	Bristol, Conn. **		
	Georgetown	W	11-9 (10)
	St. John's	L	5-6
Seton Hall	L	2-8	
1987	Bristol, Conn.		
	Seton Hall	L	2-6
St. John's	L	4-13	
1989	Bristol, Conn.		
	Seton Hall	L	2-8
Providence	L	3-5 (11)	
1990	Bristol, Conn.		
	BIG EAST TOURNAMENT CHAMPIONS		
	Seton Hall	W	11-3
	Villanova	W	1-0
	*Seton Hall	W	4-3
1992	Bristol, Conn.		
	BIG EAST TOURNAMENT RUNNER-UP		
	Seton Hall	W	14-2
	Providence	L	2-13
	Seton Hall	W	4-3
Providence	W	11-8	
*Providence	L	3-5	

1993	Bristol, Conn.		
	BIG EAST TOURNAMENT RUNNER-UP		
	Seton Hall	L	5-6
	Villanova	W	10-5
	Seton Hall	W	10-9
*St. John's	L	0-9	
1994	Bristol, Conn.		
	BIG EAST TOURNAMENT CHAMPIONS		
	Pittsburgh	W	4-3
	Seton Hall	W	3-0
	Seton Hall	L	1-6
*Seton Hall	W	4-2	
2000	Bridgewater, N.J.		
	Seton Hall	L	2-8
Rutgers	L	7-8	
2006	Clearwater, Fla.		
	Cincinnati	W	6-2
	Louisville	L	10-12
	Rutgers	L	5-9
2007	Brooklyn, N.Y.		
	BIG EAST TOURNAMENT RUNNER-UP		
	St. John's	L	1-2
	Pittsburgh	W	5-2
	St. John's	W	8-7
	USF	W	3-0
	USF	W	2-0
*Rutgers	L	7-6	

2009	Clearwater, Fla.		
	BIG EAST TOURNAMENT RUNNER-UP		
	West Virginia	W	6-1
	USF	W	4-2
	USF	W	10-8
*Louisville	L	3-11	
2010	Clearwater, Fla.		
	BIG EAST TOURNAMENT RUNNER-UP		
	Cincinnati	W	9-6
	Rutgers	L	5-6
	Pittsburgh	W	7-2
	Rutgers	W	11-10 (10)
	Rutgers	W	7-4
*St. John's	L	0-3	
2011	Clearwater, Fla.		
	Notre Dame	W	4-2
	Seton Hall	L	3-4 (12)
	Notre Dame	W	9-3
	Seton Hall	L	2-12

* denotes championship game


** In 1985, UConn finished the regular season at the top of the BIG EAST North Division with a record of 11-7 in conference play but the league did not crown a BIG EAST Regular Season Champion annually until the 1990 season.

All-Americans/Team USA


UCONN BASEBALL ALL-AMERICANS




Bob Wedin
LHP, 1958




Moe Morhardt
Outfield, 1959




Bill Stevens
Outfield, 1959




Joe Clement
RHP, 1961



Ed Jones
RHP, 1963




George Greer
Outfield, 1967-68



John Ihlenburg
Third Base, 1972



Tom Germano
RHP, 1976




Colin McLaughlin
RHP, 1979




Randy LaVigne
Outfield, 1979




Charles Nagy
RHP, 1988




Dennis Dwyer
Outfield, 1993



Brian Majeski
Outfield, 1994



Jason Grabowski
SS/Catcher 1996-97



Mike Scott
Outfield, 1999



Mike Nemeth
First Base, 2010



Matt Barnes
RHP, 2011



George Springer
OF, 2011



Kevin Vance
RHP, 2011



UCONN AND INTERNATIONAL BASEBALL



Charles Nagy
1988 Olympic Team
Gold Medalist



John Kelly
1993



Brian Specyalski
1988

Andy Baylock
Pitching Coach
1985, 88, 89



Mike Galati
1994



Brian Esposito
1999



Peter Soteropoulos
2004 Greece Olympic Team



LJ Mazzilli
2011



George Springer
2010

Matt Barnes
2010

The UConn baseball program has had several players, as well as former head coach Andy Baylock, involved with Team USA and USA Baseball.

Most recently, current second baseman LJ Mazzilli served as an alternate on the USA Collegiate National Team. George Springer and Matt Barnes played for the USA Collegiate Baseball Team during the 2010 summer. Barnes was 3-0 and held an ERA of 1.42. In 19 innings of work, he allowed three earned runs, while striking out 26 batters, which was second-best on the team. Springer led Team USA with seven doubles and 18 RBI. He batted .292 in 18 games and his grand slam against Japan lifted USA to a 4-2 win to advance to the gold medal game of the V FISU World University Baseball Championship.

In the winter of 1999, former Husky and 1988 Olympic Gold Medalist Charles Nagy was named to the 15-member All-Time USA Baseball team. Among other players named to the same team were former major leaguers Nomar Garciaparra, Mark McGwire, Robin Ventura and Will Clark. Husky catcher Brian Esposito trained with the United States Baseball program, joining the squad for USA Baseball tryouts in June of 1999.

Former Husky standout Jason Grabowski made two appearances at USA Baseball Camps in 1995, joining the program for USA Baseball tryouts in June and then attending the 1995 Fall Baseball Trials in November in Homestead, Fla.

In November of 1994, Grabowski and pitcher Mike Galati joined the long line of Huskies to train or compete with the United States National Baseball program. The pair joined a select group of 72 players invited to participate in the USA Baseball National Fall Trials in Homestead, Fla., from November 2-6, 1994. Connecticut was the only school from the Northeast represented and was one of only 16 Division I schools across the nation to be represented by two or more players.

In 1993, former Husky John Kelly was a member of the USA Baseball squad that represented the U.S. in Nicaragua at the Pan-American Qualifier for the 1994 World Championships. Kelly finished his stint with the team with a record of 2-0 and a 2.81 ERA.

In 1988, Connecticut had a trio of performers for USA Baseball. Charles Nagy was a member of the USA Baseball team that traveled to the 1988 Seoul Olympics and captured the gold medal. Nagy made 19 appearances for Team USA in 1988, going 3-1 with a 1.05 ERA and a team-leading six saves. He appeared in two games in the Olympics, pitching 2.0 innings and earning a save. UConn was also well-represented on the fall 1988 USA team that finished second at the Kaohsiung International Harbor Baseball Tournament in Kaohsiung, Taiwan. Former Husky shortstop Brian Specyalski appeared in seven games, while former UConn coach Andy Baylock served as pitching coach for the squad. Baylock has served three stints with Team USA as a pitching coach, in 1985, fall of 1988 and 1989.

Not only did UConn represent the USA in the Olympics but also Greece as Peter Soteropoulos played for the Greek Olympic team during the 2004 games in Athens. Soteropoulos threw for 7.2 innings, while allowing four earned runs and striking out two.



The University of Connecticut baseball program has sent many players on to the professional ranks. In all, a total of 149 players have been drafted by professional clubs or signed free agent contracts.

In the 2011 MLB Amateur Draft, a program-best 10 Huskies were taken, including George Springer and Matt Barnes in the first round, marking the first time that two UConn players were selected in the first round.

Former Husky All-American and 1988 United States Olympic gold medalist Charles Nagy completed 14 full seasons as a starting pitcher with the Cleveland Indians and in 2010 was named the pitching coach for the Arizona Diamondbacks. In 1992, Nagy emerged as one

of the bright new pitchers in all of the major leagues. He finished the year with a 17-10 record and a 2.96 ERA. For his efforts, he was named to the American League All-Star team. He pitched one perfect inning in the All-Star game and also collected a hit. He also threw a one-hitter on August 8, 1992, against the Baltimore Orioles at Camden Yards. After suffering a shoulder injury in 1993, Nagy made a successful return to the Indians rotation in 1994 and was a major component in the team's AL Pennant and a visit to the World Series in 1995. The following year, Nagy earned his second trip to the Major League All-Star game and was the starting pitcher for the American

League. In 1997, Nagy contributed to the Cleveland Indians' second visit in three years to the World Series and made an appearance in Game 7 of the series against the Florida Marlins. In 1999, Nagy was selected to his third American League All-Star game and helped pitch Cleveland to another Central Division title.

After eight major league seasons, primarily as a relief pitcher Pete Walker began coaching at the minor league level. In the fall of 2011, he was promoted within the Toronto organization to be the bullpen coach of the 2012 Toronto Blue Jays. As a player Walker spent three and a half seasons in Toronto where he won 10 games in 2002. For his career, he held a 20-14 record and 4.48 ERA in 144 games.

One of the most prominent Husky major leaguers was the late Walt Dropo, who played 13 seasons in the majors and was the American League Rookie of the Year in 1950 with the Boston Red Sox. He still holds the major league record for consecutive hits with 12, set during the 1952 season with the Detroit Tigers.

Former Husky Bob Schaefer is also a well-known name in major league circles. As a Husky, Schaefer led the nation in home runs in 1966, with seven homers in only 18 games. In 2007, he served as the bench coach for the Oakland Athletics. From 2008 through 2010 he has sat beside Joe Torre as the bench coach for the Los Angeles Dodgers. Currently he is the special assistant to the General Manager with the Washington Nationals.

He previously served as a Major League scout with the Baltimore Orioles, as a special adviser to Atlanta Braves General Manager, John Schuerholz, as the Director of Player Development for the Boston Red Sox and as a coach with the Kansas City Royals, as he served two stints as interim manager with the club. George Greer was drafted by the St. Louis Cardinals after he graduated in 1968 and went on and played in the minors at Single-A Modesto (Calif.) for five years until 1973. He began his coaching career at UConn-Avery Point then went to Davidson before a 17-year career at Wake Forest and is now a minor league hitting instructor with the New York Mets organization.

Jason Grabowski made his major league debut in 2002 with the Oakland Athletics. He received a call up on Sept. 3. Grabowski spent part of the 2004 and 2005 seasons with the Los Angeles Dodgers. In 2006, Grabowski played for the Orix Buffaloes of Japan, and in 2007, received an invitation to the Tampa Bay Devil Rays' spring training camp.



Walt Dropo



Pete Walker


Huskies in the Pros

As of January 2012, Jeff Fulchino and Jesse Carlson represent the UConn Huskies in Major League Baseball. Fulchino spent the majority of 2011 with the Houston Astros before being claimed off waivers by the San Diego Padres in September.


Carlson enters the 2012 season as a member of the Boston Red Sox organization and has posted a record of 8-8 with a 3.63 ERA and 114 strikeouts in three seasons. Fulchino has made 124 appearances in the majors, including 111 in two seasons with the Houston Astros. With the Astros, Fulchino is 9-10 with 162 strikeouts and a 4.84 ERA.

Former Huskies that are in the minor leagues include former major leaguer Peter Fatse (Baltimore Orioles), Brian Esposito (Houston Astros), Erik Turgeon (New York Mets), Tim Norton (New York Yankees), Mike Tarsi (Minnesota Twins), Dan Mahoney (New York Yankees), Dusty Odenbach (Kansas City Royals), Pierre LePage (Chicago Cubs), Mike Olt (Texas Rangers), Nick Ahmed (Atlanta Braves), John Andreoli (Chicago Cubs), Matt Barnes (Boston Red Sox), Elliot Glynn (Milwaukee Brewers), Greg Nappo (Miami Marlins), Mike Nemeth (Milwaukee Brewers), George Springer (Houston Astros) and Kevin Vance (Chicago White Sox).

Three former Huskies are also playing in the independent leagues. Doug Jennings, John Kelly and Matt McDonald all play for ball clubs in the independent leagues.




Charles Nagy



Moe Morhardt

Huskies in the Pros




Jeff Fulchino
At UConn: 1999-2001
Drafted by: Florida Marlins
Organizations (MLB Exp.):
 Florida Marlins, 2001-07 (06)
 Kansas City Royals, 2008 (08)
 Houston Astros, 2009-11 (09-11)
 San Diego Padres, 2011 (11)

Jesse Carlson
At UConn: 2000-02
Drafted by: Detroit Tigers
Organizations (MLB Exp.):
 Detroit Tigers, 2002
 Houston Astros, 2003-04
 Texas Rangers, 2006
 Toronto Blue Jays, 2005/07-11 (08-10)
 Boston Red Sox, 2012




Bob Schaefer
At UConn: 1963-66
Drafted by: St. Louis Cardinals
Coaching Career:
 Atlanta Braves
 Boston Red Sox
 Detroit Tigers
 Kansas City Royals
 New York Mets
 New York Yankees
 Oakland Athletics
 Philadelphia Phillies
 St. Louis Cardinals
 Los Angeles Dodgers
 Washington Nationals




Charles Nagy
At UConn: 1987-88
Drafted by: Cleveland Indians
MLB Experience:
 Cleveland Indians, 1990-02
 San Diego Padres, 2003
Coaching Career:
 Arizona Diamondbacks-Pitching, 2011-Pres.

FORMER HUSKIES DRAFTED OR SIGNED

- | | | |
|----------------------|-------------------|-------------------|
| Dennis Accomando | Mike Gerich | Greg Nappo |
| Nick Ahmed | Tom Germano | Mike Nemeth |
| Bob Anderson | Elliot Glynn | Tim Norton |
| John Andreoli | Clayton Gery | Dusty Odenbach |
| Tony Attanasio | Jason Grabowski | Tom O'Connell |
| Brian Bach | George Greer | Mike Olt |
| Ed Baird | Dave Guild | Brian Packin |
| Matt Barnes | Steve Gulyas | Tom Penders |
| Chris Barton | Mike Haiday | Bob Petrillo |
| Scott Berney | Russ Halloran | Tom Proctor |
| Greg Biercevicz | Russ Hansen | Tony Przbycien |
| Mike Blais | Chris Hayes | Aaron Quinn |
| Harold Brantley, Jr. | Roberto Hernandez | Dennis Regan |
| Alan Bundy | Brian Herosian | Billy Rich |
| Brett Burnham | Matt Hukill | John Risley |
| Bob Butterfield | John Ihlenburg | Ron Romaniello |
| Tim Cain | Jim Jachym | Todd Rosenthal |
| Jesse Carlson | Mike James | Tom Rossi |
| Ed Carroll | Doug Jennings | Russ Rotko |
| Clarke Caudill | Mike Johnson | Pete Sala |
| Joe Clement | Craig Jones | Josh Santos |
| Ken Coffee | Ed Jones | Bob Schaefer |
| Kyle Cooney | Jim Jones | Mike Scott |
| Ken Cullum | Glenn Katz | John Shea |
| Larry Day | John Kelly | Rollie Sheldon |
| Trent DeLazzer | Doug King | Dave Showalter |
| Dennis Donovan | Tom Kopp | Greg Sinatro |
| Dennis Donovan | Ted Kosior | John Slosar |
| Marek Drabinski | Jerry LaPenta | John Slusarz |
| George Dropo | Russ Larabee | Jim Smith |
| Walt Dropo | Randy LaVigne | Pete Smith |
| Erik Drown | Tom Lawton | Pete Soteropoulos |
| Bruce Drummond | Brad Leach | Brian Specyalski |
| Dennis Dwyer | Mike Leonard | George Springer |
| Jason Edgar | Pierre LePage | Bill Stevens |
| Doug Elliot | Brad Linden | Stew Strong |
| David Erickson | Dennis Long | Mike Tarsi |
| Mark Ericson | G. Booth Lusteg | Jack Taylor |
| Brian Esposito | Andy Lynch | Tom Thulin |
| Josh Farkes | Joshua MacDonald | Erik Turgeon |
| Peter Fatse | Dan Mahoney | Nick Tucci |
| David Fischer | Pat Mahoney | Jeff Uccello |
| John Folino | Brian Majeski | Kevin Vance |
| Dave Ford | Mike Malley | Jeff Velez |
| Jay Fredlund | Matt McDonald | Pete Walker |
| Jason Fronio | Colin McLaughlin | Gary Waslewski |
| Jeff Fulchino | Kevin Meier | Austin Wasserman |
| Mike Galati | Moe Morhardt | Bob Wedin |
| Augie Garbatini | Dave Musco | Mark Winters |
| Al Garry | Charles Nagy | |



Jim Reynolds
 Major League Umpire



Dan Iassogna
 Major League Umpire

Professional Umpires


- Dan Iassogna- Major League
- Jim Reynolds- Major League
- Matt Winans- Major League

- Ted Kiniry
- Rick Romaniello




CONTINUING SUCCESS AFTER UCONN BASEBALL

Huskies in the Pros



Walt "Moose" Dropo
UConn, 1943/1946
1950 AL Rookie of the Year



Gary Waslewski
UConn, 1960
Started Game 6 in 1967 WS



Roberto Hernandez
UConn, 1985
Two-time AL All-Star



Charles Nagy
UConn, 1987-88
Three-time AL All-Star



Pete Walker
UConn, 1989-90



Jason Grabowski
UConn, 1995-97



Brian Esposito
UConn, 1998-00



Jeff Fulchino
UConn, 1999-01



Jesse Carlson
UConn, 2000-02

2011 BIG EAST Baseball **Clemson Regional Champions**
Regular Season Champions **NCAA Super Regional Participant**

Husky Record Book: Career Hitting

BATTING AVERAGE (MIN. 250 ABs)

Billy Crowley, 1982-84395
Clarke Caudill, 1997-00375
Billy Rich, 1996-98372
Peter Soteropoulos, 2000-03371
Mike Scott, 2000-01370
Dennis Dwyer, 1991-94367
Andy Walker, 1987-88366
Glenn Katz, 1998-99359
Mike Nemeth, 2008-11356
Jason Grabowski, 1995-97355
Ken Cullum, 1957-59355
Chris Bisson, 1993-95352
Jon Gorrie, 1999-02351
Mike Haiday, 1963-64349
Dave Ford, 1983-85347
George Springer, 2009-11346
Marc Peluso, 2003-04344
Brian Specyalski, 1986-89340
Bill Stevens, 1957-59340
John Andreoli, 2009-11340

GAMES PLAYED

Mike Nemeth, 2008-11241
Pat Mahoney, 2005-08217
Dennis Donovan, 2004-07204
Matt Untiet, 2004-07202
Josh Farkes, 2004-07193
George Springer, 2009-11186
Cy Hess, 1999-02179
Russ D'Argento, 2001-05178
Larry Day, 2004-07178
Bryan Maler, 2003-06177
Mike Leonard, 2001-04177
Brian Packin, 1997-00177
Sean Irely, 1991-94177
Joe Kagerer, 1998-01172
Willy Mercado, 1996-99172
Sal Tinnerello, 1989-92172
Dale Brannon, 2006-09171
Paul Funk, 1990-93171
Clarke Caudill, 1997-00170
Peter Fatse, 2007-09168

AT BATS

Mike Nemeth, 2008-11931
Pat Mahoney, 2005-08779
Dennis Donovan, 2004-07759
Pierre LePage, 2008-10706
George Springer, 2009-11700
Matt Untiet, 2004-07687
Brian Packin, 1997-00684
Todd Rosenthal, 1989-92671
Larry Day, 2004-07659
Russ D'Argento, 2001-05651
Nick Ahmed, 2009-11648
Mike Leonard, 2001-04648
Peter Fatse, 2007-09635
Sal Tinnerello, 1989-92631
Mike Olt, 2008-10630
Sean Irely, 1991-94630
Clarke Caudill, 1997-00618
Cy Hess, 1999-02611
Reuben Wilson, 1993-96594
Joe Kagerer, 1998-01588

Bold Indicates Returning Player

RUNS

George Springer, 2009-11220
Mike Nemeth, 2008-11172
Sean Irely, 1991-94170
Pierre LePage, 2008-10165
Clarke Caudill, 1997-00160
Pat Mahoney, 2005-08153
Russ D'Argento, 2001-05152
Jason Edgar, 1995-98149
Billy Rich, 1996-98148
Cy Hess, 1999-02147
Mike Olt, 2008-10144
Nick Ahmed, 2009-11143
Peter Fatse, 2007-09132
Jon Gorrie, 1999-02130
Brian Tisbert, 1999-01130
Jason Grabowski, 1995-97128
Sal Tinnerello, 1989-92126
Matt Zawalich, 1994-97124
Brian Packin, 1997-00123

TRIPLES

Brian Majeski, 1992-9411
Bill Stevens, 1957-5911
George Springer, 2009-1110
Peter Soteropoulos, 2000-039
Clarke Caudill, 1997-009
Sal Tinnerello, 1989-929
John Ihlenburg, 1971-739
Billy Ferriter, 2010-pres.8
Dan Trubia, 2000-038
Randy LaVigne, 1976-798
LJ Mazzilli, 2010-pres.7
Peter Fatse, 2007-097
Austin Wasserman, 2005-067
Mike Mocerino, 2001-047
Cy Hess, 1999-027
Glenn Katz, 1998-997
Keith Wetjen, 1992-957
Dennis Donovan, 1979-817
Jim Considine, 1978-817

TOTAL BASES

Mike Nemeth, 2008-11481
George Springer, 2009-11453
Mike Olt, 2008-10378
Brian Packin, 1997-00367
Jason Grabowski, 1995-97366
Clarke Caudill, 1997-00364
Billy Rich, 1996-98353
Sal Tinnerello, 1989-92342
Chris Bisson, 1993-96326
Dennis Donovan, 2004-07324
Pat Mahoney, 2005-08319
Peter Fatse, 2007-09310
Pierre LePage, 2008-10305
Sean Irely, 1991-94297
Cy Hess, 1999-02295
Jerry LaPenta, 1983-86295
Jason Edgar, 1995-98285
Todd Rosenthal, 1989-92279
Brian Tisbert, 1999-01263
Russ D'Argento, 2001-05259



HITS

Mike Nemeth, 2008-11331
George Springer, 2009-11247
Pierre LePage, 2008-10237
Dennis Donovan, 2004-07236
Pat Mahoney, 2005-08233
Clarke Caudill, 1997-00232
Todd Rosenthal, 1989-92227
Sal Tinnerello, 1989-92210
Billy Rich, 1996-98206
Mike Leonard, 2001-04205
Brian Packin, 1997-00203
Russ D'Argento, 2001-05200
Peter Soteropoulos, 2000-03199
Mike Olt, 2008-10198
Nick Ahmed, 2009-11197
Larry Day, 2004-07196
Matt Untiet, 2004-07195
Jon Gorrie, 1999-02191
Cy Hess, 1999-02190
Peter Fatse, 2007-09187

HOME RUNS

George Springer, 2009-1146
Mike Olt, 2008-1044
Jason Grabowski, 1995-9743
Brian Packin, 1997-0038
Jerry LaPenta, 1983-8637
Chris Bisson, 1993-9633
Billy Rich, 1996-9831
Sal Tinnerello, 1989-9225
Mike Nemeth, 2008-1124
Peter Fatse, 2007-0923
Jason Edgar, 1995-9823
Jim Considine, 1978-8123
Sean Irely, 1991-9422
Cy Hess, 1999-0221
Matt Zawalich, 1994-9721
Dave Ford, 1983-8521
Clarke Caudill, 1997-0020
Josh Farkes, 2004-0717
Jeff Hourigan, 2004-0517
Mike Johnson, 1979-8117

DOUBLES

Mike Nemeth, 2008-1170
Clarke Caudill, 1997-0054
George Springer, 2009-1153
Pierre LePage, 2008-1050
Pat Mahoney, 2005-0846
Brian Tisbert, 1999-0146
Brian Packin, 1997-0046
Billy Rich, 1996-9842
Mike Leonard, 2001-0441
Sean Irely, 1991-9441
Peter Fatse, 2007-0940
Dennis Donovan, 2007-0940
Russ D'Argento, 2001-0540
Sal Tinnerello, 1989-9239
Dennis Dwyer, 1991-9438
Joe Kagerer, 1998-0137
Todd Rosenthal, 1989-9236
Craig MacDonald, 1989-9236
Jason Edgar, 1995-9835
Chris Bisson, 1993-9635

RUNS BATTED IN

Mike Nemeth, 2008-11211
George Springer, 2009-11196
Mike Olt, 2008-10177
Brian Packin, 1997-00170
Jason Grabowski, 1995-97151
Sal Tinnerello, 1989-92150
Clarke Caudill, 1997-00149
Billy Rich, 1996-98144
Peter Fatse, 2007-09131
Cy Hess, 1999-02131
Pierre LePage, 2008-10130
Peter Soteropoulos, 2000-03128
Sean Irely, 1991-94128
Chris Bisson, 1993-96123
Jerry LaPenta, 1983-86123
Mike Leonard, 2001-04118
Dennis Donovan, 2004-07118
Jason Edgar, 1995-98114
Larry Day, 2004-07109
Matt Untiet, 2004-07108

WALKS

Sean Irely, 1991-94143
Mike Nemeth, 2008-11139
George Springer, 2009-11128
Cy Hess, 1999-02108
Jason Grabowski, 1995-97106
Jerry LaPenta, 1983-86106
Willy Mercado, 1996-9997
Clarke Caudill, 1997-0094
Jason Edgar, 1995-9894
Reuben Wilson, 1993-9683
Peter Fatse, 2007-0982
Harry Trohalis, 1970-7282
Mike Olt, 2008-1080
Marek Drabinski, 1987-9080



STOLEN BASES

Dennis Dwyer, 1991-9480
George Springer, 2009-1176
Nick Ahmed, 2009-1168
Brian Specyalski, 1986-8960
Brian Majeski, 1992-9456
Jon Gorrie, 1999-0255
Pierre LePage, 2008-1051
Billy Ferriter, 2010-pres.49
John Andreoli, 2009-1149
Russ D'Argento, 2001-0549
Bryan Maler, 2003-0648
Reuben Wilson, 1993-9648
Cy Hess, 1999-0246
Sean Irely, 1991-9445
Glenn Katz, 1998-9944
Peter Fatse, 2007-0943
Austin Wasserman, 2005-0641
Peter Soteropoulos, 2000-0336
Mike Olt, 2008-1035
Brian Tisbert, 1999-0132



Husky Record Book: Single Season Hitting

BATTING AVERAGE

Bill Loos, 1948.....	463
Billy Rich, 1997.....	432
Chris Bisson, 1994.....	429
Dennis Dwyer, 1993.....	425
Bill Stevens, 1959.....	420
Mike Scott, 2001.....	413
Todd Rosenthal, 1989.....	411
Brian Majeski, 1994.....	408
Len King, 1956.....	405
Clarke Caudill, 1998.....	404
George Greer, 1966.....	403
Clarke Caudill, 2000.....	402
Ken Cullum, 1959.....	400
Andy Walker, 1987.....	399

GAMES PLAYED

John Andreoli, 2011.....	66
Mike Nemeth, 2011.....	66
George Springer, 2011.....	66
Doug Elliot, 2011.....	65
LJ Mazzilli, 2011.....	65
Mike Nemeth, 2010.....	64
Mike Olt, 2010.....	64
George Springer, 2010.....	64
Billy Ferriter, 2011.....	63
Ryan Fuller, 2011.....	63
Pat Mahoney, 2007.....	61
Dennis Donovan, 2007.....	61
Peter Fatse, 2009.....	60
Matt Untiet, 2007.....	60
Matt Burnett, 2009.....	59
Mike Nemeth, 2009.....	59
Dale Brannon, 2007.....	59
Pierre LePage, 2009.....	58
Pat Mahoney, 2006.....	58

LJ Mazzilli, 2011.....	65
Mike Nemeth, 2010.....	64
Mike Olt, 2010.....	64
George Springer, 2010.....	64
Billy Ferriter, 2011.....	63
Ryan Fuller, 2011.....	63
Pat Mahoney, 2007.....	61
Dennis Donovan, 2007.....	61
Peter Fatse, 2009.....	60
Matt Untiet, 2007.....	60
Matt Burnett, 2009.....	59
Mike Nemeth, 2009.....	59
Dale Brannon, 2007.....	59
Pierre LePage, 2009.....	58
Pat Mahoney, 2006.....	58



Clarke Caudill, 1997-00

AT BATS

LJ Mazzilli, 2011.....	275
Nick Ahmed, 2010.....	267
Mike Olt, 2010.....	264
John Andreoli, 2011.....	262
Mike Nemeth, 2011.....	259
Mike Nemeth, 2010.....	254
Dennis Donovan, 2007.....	249
Pierre LePage, 2010.....	248
Doug Elliot, 2011.....	247
George Springer, 2011.....	245
Ryan Fuller, 2011.....	244
George Springer, 2010.....	243
Pierre LePage, 2009.....	235
Mike Nemeth, 2009.....	231
Larry Day, 2006.....	229
Pat Mahoney, 2006.....	229
Matt Burnett, 2009.....	225
Peter Fatse, 2009.....	225
Austin Wasserman, 2006.....	224
Billy Ferriter, 2010.....	223

RUNS

George Springer, 2010.....	84
George Springer, 2009.....	75
Mike Olt, 2010.....	67
Jason Edgar, 1997.....	67
Mike Nemeth, 2010.....	63
Pierre LePage, 2010.....	63
George Springer, 2011.....	61
Billy Rich, 1997.....	61
Clarke Caudill, 2000.....	60
Brian Tisbert, 1999.....	60
Jon Gorrie, 2002.....	59
Nick Ahmed, 2010.....	57
Billy Ferriter, 2010.....	57
Peter Fatse, 2009.....	57
Dennis Dwyer, 1994.....	57
Pierre LePage, 2008.....	55
Austin Wasserman, 2006.....	55
Reuben Wilson, 1996.....	55
Cy Hess, 2002.....	53

HITS

Mike Nemeth, 2010.....	98
LJ Mazzilli, 2011.....	93
Mike Nemeth, 2011.....	93
Mike Scott, 2001.....	85
George Springer, 2011.....	84
Mike Olt, 2010.....	84
John Andreoli, 2011.....	83
Dennis Donovan, 2007.....	83
George Springer, 2010.....	82
Billy Rich, 1997.....	82
Billy Ferriter, 2010.....	81
Pierre LePage, 2010.....	81
Nick Ahmed, 2010.....	80
Pierre LePage, 2009.....	80
Mike Nemeth, 2009.....	80
Ryan Fuller, 2011.....	77
Marc Peluso, 2004.....	77
Glenn Katz, 1999.....	77
George Springer, 2009.....	76
Pierre LePage, 2008.....	76

DOUBLES


Ryan Fuller, 2011.....	27
LJ Mazzilli, 2011.....	23
George Springer, 2011.....	23
Mike Nemeth, 2009.....	22
Pierre LePage, 2010.....	20
Mike Nemeth, 2010.....	20
Clarke Caudill, 1999.....	20
Billy Rich, 1997.....	20
Brian Tisbert, 1999.....	19
Craig MacDonald, 1992.....	19
Peter Fatse, 2009.....	18
Jeff Hourigan, 2005.....	18
Tony Mallozzi, 2005.....	18
Marek Drabinski, 1990.....	18
Dennis Donovan, 2006.....	17
Pat Mahoney, 2006.....	17
Clarke Caudill, 2000.....	17
Kevin Wissner, 2000.....	17
Dennis Dwyer, 1993.....	17



Mike Olt, 2008-10

TRIPLES

Keith Wetjen, 1994.....	6
LJ Mazzilli, 2011.....	5
Billy Ferriter, 2010.....	5
Dan Trubia, 2002.....	5
Clarke Caudill, 2000.....	5
Brian Majeski, 1994.....	5
Brian Majeski, 1993.....	5
Jim Considine, 1979.....	5
Randy LaVigne, 1979.....	5
Jim Toler, 1977.....	5
George Uhl, 1961.....	5
Bill Stevens, 1959.....	5



Brian Packin, 1997-00

HOME RUNS

Mike Olt, 2010.....	23
Brian Packin, 1999.....	19
George Springer, 2010.....	18
Jason Grabowski, 1996.....	18
George Springer, 2009.....	16
Jason Edgar, 1997.....	16
Jason Grabowski, 1997.....	16
Mike Nemeth, 2010.....	15
Billy Rich, 1998.....	15
Jerry LaPenta, 1986.....	15
Mike Olt, 2008.....	13
Billy Rich, 1997.....	13
Mike Johnson, 1981.....	13
George Springer, 2011.....	12
Glenn Katz, 1998.....	12
Matt Zawalich, 1997.....	12
Chris Bisson, 1996.....	12

RUNS BATTED IN

Mike Nemeth, 2010.....	84
George Springer, 2011.....	77
Mike Olt, 2010.....	76
George Springer, 2010.....	62
Mike Olt, 2008.....	61
Brian Packin, 1999.....	60
Jason Grabowski, 1996.....	59
Ryan Fuller, 2011.....	58
Billy Rich, 1998.....	58
Pierre LePage, 2010.....	57
George Springer, 2009.....	57
Jason Grabowski, 1997.....	57
Kyle Cooney, 1994.....	56
Kevin Wissner, 2000.....	56
Billy Rich, 1997.....	55
Peter Fatse, 2009.....	54
Mike Nemeth, 2011.....	51
Larry Day, 2006.....	51
Brian Majeski, 1994.....	50

TOTAL BASES

Mike Olt, 2010.....	174
Mike Nemeth, 2010.....	165
George Springer, 2010.....	165
George Springer, 2011.....	149
George Springer, 2009.....	144
Billy Rich, 1997.....	143
Jason Grabowski, 1996.....	140
LJ Mazzilli, 2011.....	135
Jason Edgar, 1997.....	135
Peter Fatse, 2009.....	132
Glenn Katz, 1998.....	131
Ryan Fuller, 2011.....	130
Mike Olt, 2008.....	127
Brian Packin, 1999.....	127
Billy Rich, 1998.....	126
Mike Nemeth, 2009.....	124
Jason Grabowski, 1997.....	123
Clarke Caudill, 2000.....	120
Dennis Donovan, 2007.....	120

WALKS

George Springer, 2010.....	60
Jason Grabowski, 1997.....	50
Sean Irey, 1993.....	46
Mike Nemeth, 2011.....	45
Sean Irey, 1992.....	40
Tom Capalbo, 1981.....	40
Matt Burnett, 2009.....	39
Cy Hess, 2001.....	39
Mike Nemeth, 2010.....	38
Jerry LaPenta, 1985.....	38
Gary Woodfield, 1979.....	37
George Springer, 2011.....	36
Austin Wasserman, 2006.....	36
Brian Tisbert, 1999.....	36
John Ihlenburg, 1972.....	36
Cy Hess, 2002.....	35
Willy Mercado, 1999.....	35
Keith Wetjen, 1994.....	35

STOLEN BASES

Dennis Dwyer, 1993.....	40
Dennis Dwyer, 1994.....	39
Nick Ahmed, 2010.....	34
Billy Ferriter, 2010.....	33
George Springer, 2010.....	33
George Springer, 2011.....	31
Jon Gorrie, 2002.....	31
Brian Specyalski, 1989.....	31
Pierre LePage, 2010.....	29
Reuben Wilson, 1996.....	28
Brian Majeski, 1994.....	27
John Andreoli, 2010.....	24
Glenn Katz, 1999.....	24
Nick Ahmed, 2011.....	23
Brian Majeski, 1993.....	23
John Andreoli, 2011.....	22
Bryan Maler, 2006.....	22
Austin Wasserman, 2006.....	21
Brian Tisbert, 2001.....	21



Bill Stevens, 1957-59

Bold Indicates Returning Player


Career Pitching Records

EARNED RUN AVERAGE		SAVES	
Jack Taylor, 1973-76	0.99	Mike James, 2001-04	22
Joe Clement, 1959-61	1.06	Kevin Vance, 2009-11	21
Tom Lawton, 1965-67	1.30	David Erickson, 2005-09	19
Ed Jones, 1961-63	1.37	Matt Karl, 2005-08	18
Ed Baird, 1966-68	1.41	Ted Garry, 2004-07	9
John Risley, 1958-60	1.48	Robert Barton, 1999-03	6
Bob Wedin, 1956-58	1.48	Chris Hayes, 1990-93	6
Brian Herosian, 1971-73	1.57	Kevin Hickey, 1982-85	6
Jim Jachym, 1970-72	1.79	Chet Kasper, 1995-97	5
Scott Oberg, 2009-pres.	1.89	Kevin Strollo, 1991-94	5
Bill Risley, 1955-57	2.13	Charles Nagy, 1987-88	5
Mark Winters, 1979-80	2.13	Tim Cain, 1988-89	5
Richard Love, 1948-50	2.20	Dan Feehan, 2010-pres.	4
Pete Walker, 1989-90	2.27	Chris DeBrisco, 1998-00	4
Bruce Drummond, 1967-69	2.31	Pete Smith, 1996-99	4
		Craig Gaudio, 1988-90	4
		Joe Frager, 1981-84	4
WINS		SHUTOUTS	
Tom Germano, 1974-77	26	Brian Herosian, 1971-73	7
Greg Nappo, 2007-11	25	Mark Winters, 1979-80	6
Matt Barnes, 2009-11	24	Ed Baird, 1966-68	6
Patrick Sperone, 1999-02	22	Ed Jones, 1961-63	6
Ed Baird, 1966-68	19	Pete Carlin, 1968-70	5
John Kelly, 1992-94	18	Dennis Long, 1977-80	4
Robert Van Woert, 2007-11	17	Tom Germano, 1974-77	4
Nick Tucci, 2002-06	17	Jim Jachym, 1970-72	4
Erik Drown, 1999-03	17	Tom Lawton, 1965-67	4
Dennis Long, 1977-80	17		
Aaron Quinn, 1991-94	16		
Joe Clement, 1959-61	16		
Jim Jachym, 1970-72	16		
Brendan McGinn, 2003-07	16		
Elliot Glynn, 2008-11	15		
Rich Sirois, 2004-07	15		
Bob Wedin, 1956-58	15		
Richard Love, 1948-50	15		
APPEARANCES		INNINGS PITCHED	
David Erickson, 2005-09	84	Greg Nappo, 2007-11	311.1
Mike James, 2001-04	76	Patrick Sperone, 1999-02	261.2
Ted Garry, 2004-07	73	Matt Barnes, 2009-11	256.2
Robert Barton, 1999-03	64	Elliot Glynn, 2008-11	255.1
Joshua MacDonald, 2002-06	62	Tom Germano, 1974-77	255.0
Joe Smeraglino, 2003-06	60	Dennis Long, 1977-80	251.0
Chris DeBrisco, 1998-00	60	Tim Norton, 2003-06	249.2
Greg Nappo, 2007-11	56	Brendan McGinn, 2003-07	223.2
Chet Kasper, 1995-97	56	John Kelly, 1992-94	219.0
Craig Gaudio, 1987-90	56	Jesse Carlson, 2000-02	213.0
Dan Feehan, 2010-pres.	51	Nick Tucci, 2002-06	212.0
Dusty Odenbach, 2007-09	51	Mike Galati, 1994-98	211.1
Kevin Hickey, 1982-85	51	Chris DeBrisco, 1998-00	208.0
Tom Germano, 1974-77	51	Rich Sirois, 2004-07	205.1
David Fischer, 2009-pres.	50	Ed Baird, 1966-68	205.0
Kevin Vance, 2009-11	50	Erik Drown, 1999-03	203.0
John Fisher, 1992-95	50	Scott Ryan, 1983-85	200.0
Scott Oberg, 2009-pres.	49	Jim Jachym, 1970-72	191.0
Elliot Glynn, 2008-11	49	Brian Herosian, 1971-73	189.1
		Robert Van Woert, 2007-11	186.1
COMPLETE GAMES		STRIKEOUTS	
Dennis Long, 1977-80	19	Matt Barnes, 2009-11	247
Mark Winters, 1979-80	18	Ed Baird, 1966-68	243
John Kelly, 1992-94	16	Tim Norton, 2003-06	226
Ed Baird, 1966-68	16	Greg Nappo, 2007-11	215
Patrick Sperone, 1999-02	15	Brian Herosian, 1971-73	214
Scott Ryan, 1983-86	15	Tom Germano, 1974-77	206
Ed Jones, 1961-63	14	Charles Nagy, 1987-88	194
Mike Galati, 1994-98	13	Jesse Carlson, 2000-02	186
Brian Herosian, 1971-73	13	John Kelly, 1992-94	181
Tom Germano, 1974-77	12	Bob Wedin, 1956-58	179
Richard Love, 1948-50	12	Patrick Sperone, 1999-02	178
Charles Nagy, 1987-88	11	Jim Jachym, 1970-72	175
Pete Walker, 1989-90	10	Greg Biercevicz, 1974-77	172
		Josh Santos, 1996-98	164
		Elliot Glynn, 2008-11	160
		John Baldwin, 1972-75	160
		Jim Jones, 1987-89	160
		Brendan McGinn, 2003-07	158
		Mike Galati, 1994-98	153
		Mark Winters, 1979-80	151

Bold Indicates Returning Player

Single Season Pitching Records


EARNED RUN AVERAGE (MIN. 10 APP.)		SAVES	
Ed Jones, 1963	0.26 (NCAA Record)	Kevin Vance, 2011	13
Tom Lawton, 1965	0.36	David Erickson, 2009	12
Jack Taylor, 1976	0.44	Matt Karl, 2007	11
Brian Herosian, 1971	0.63	Mike James, 2003	11
John Risley, 1960	0.70	Mike James, 2002	9
Ed Baird, 1967	0.84	Kevin Vance, 2010	8
Jack Taylor, 1974	0.94	Robert Barton, 2000	5
Joe Clement, 1961	0.98	Chris Hayes, 1993	5
Steve Lake, 1975	1.07	Matt Karl, 2008	4
Jim Jachym, 1970	1.15	Ted Garry, 2005	4
Jack Taylor, 1975	1.25	Tim Cain, 1989	4
Augie Garbatini, 1972	1.27	Charles Nagy, 1987	4
Ted Garry, 2005	1.29	Dan Feehan, 2010	3
Tom Germano, 1976	1.31	David Erickson, 2008	3
Peter Soteropoulos, 2002	1.33	Matt Karl, 2006	3
Bill Risley, 1957	1.34	Erik Turgeon, 2006	3
		Chet Kasper, 1997	3
		Kevin Hickey, 1984	3
WINS		SHUTOUTS	
Colin McLaughlin, 1979	12	Mark Winters, 1980	4
Matt Barnes, 2011	11	Pete Carlin, 1978	4
Tom Germano, 1976	11	Ed Jones, 1963	4
Greg Nappo, 2011	10	Colin McLaughlin, 1979	3
Tom Germano, 1977	10	Tom Germano, 1976	3
Nick Tucci, 2006	9	Brian Herosian, 1971	3
Matt Barnes, 2010	8	Jim Jachym, 1970	3
Greg Nappo, 2010	8	Ed Baird, 1968	3
Brendan McGinn, 2007	8		
Aaron Quinn, 1994	8		
Ed Baird, 1967	8		
Ed Jones, 1963	8		
Joe Clement, 1961	8		
John Risley, 1959	8		
Bob Wedin, 1958	8		
Hy Chapin, 1949	8		
APPEARANCES		INNINGS PITCHED	
Scott Oberg, 2010	30	Matt Barnes, 2011	121.0
Dusty Odenbach, 2009	28	Colin McLaughlin, 1979	111.0
Dan Feehan, 2011	27	Greg Nappo, 2010	97.1
Kevin Vance, 2011	27	Greg Nappo, 2011	95.2
David Erickson, 2009	27	Bob Hoffer, 1981	95.0
David Fischer, 2011	24	Mark Winters, 1980	95.0
Will Jolin, 2011	24	Pete Carlin, 1970	93.1
Dan Feehan, 2010	24	Tim Norton, 2006	92.2
David Erickson, 2005	24	John Kelly, 1993	92.1
Mike James, 2003	24	Craig Steuernagel, 1981	91.0
Chris Hayes, 1993	24	Mike James, 2004	90.1
Dan Mahoney, 2009	23	Tom Germano, 1976	89.3
Matt Karl, 2007	22	Aaron Quinn, 1994	88.0
Joshua MacDonald, 2006	22	Mike Tarsi, 2007	87.2
Ted Garry, 2005	22	Patrick Sperone, 2002	87.2
Joe Smeraglino, 2004	22	Pete Walker, 1990	87.2
Chris DeBrisco, 1999	22	Elliot Glynn, 2010	87.1
Mike James, 2002	21	Bill Risley, 1957	87.1
		Charles Nagy, 1988	86.1
		Mark Winters, 1979	86.1
COMPLETE GAMES		STRIKEOUTS	
Mark Winters, 1980	10	Colin McLaughlin, 1979	138
Colin McLaughlin, 1979	9	Matt Barnes, 2011	117
John Kelly, 1993	8	Charles Nagy, 1988	113
Charles Nagy, 1988	8	Greg Biercevicz, 1977	97
Bob Hoffer, 1981	8	Tim Norton, 2006	96
Jeff Hourigan, 2004	7	Ed Baird, 1967	94
Patrick Sperone, 2001	7	Josh Santos, 1998	91
Aaron Quinn, 1994	7	Ed Baird, 1968	83
Pete Walker, 1990	7	Bill Risley, 1957	83
Scott Ryan, 1986	7	Charles Nagy, 1987	81
Tom Germano, 1976	7	Mark Winters, 1980	79
Ed Baird, 1968	7	Brian Herosian, 1972	78
Bill Risley, 1957	7	Brian Herosian, 1971	78
Mike Galati, 1994	6	Tom Germano, 1976	77
John Kelly, 1992	6	Matt Barnes, 2010	75
Greg Biercevicz, 1977	6	John Kelly, 1993	73
Pete Carlin, 1970	6	Greg Nappo, 2010	72
		Mark Winters, 1979	72



Ed Baird, 1966-68



Jim Jachym, 1970-72



Ed Jones, 1961-63



Greg Nappo, 2007-11

Fielding Records

Single Season

PUTOUTS

Mike Nemeth, 2010628
Mike Nemeth, 2011615
Matt Untiet, 2007588
Mike Nemeth, 2009553
Matt Untiet, 2006493
Mike Nemeth, 2008460
Doug Elliot, 2011449
Jim Tonelli, 1992417
Todd Rosenthal, 1990417
Brian Packin, 1999407
Todd Rosenthal, 1991399
Tom Capalbo, 1981371
Marc Peluso, 2004346
Dave Lanses, 1987340
Gary Woodfield, 1979338
Rick Belmonte, 1997331
Tom Capalbo, 1980324
Chris Bisson, 1995317
Brian Packin, 2000316
Larry Day, 2002297

ASSISTS

Nick Ahmed, 2010224
Dennis Donovan, 2007194
Nick Ahmed, 2011191
Pierre LePage, 2009176
Pierre LePage, 2010173
Nick Ahmed, 2009165
Dale Brannon, 2007165
Dennis Donovan, 2006162
Pierre LePage, 2008158
Tally Noble, 1981154
Paul Funk, 1993153
Mike Olt, 2008151
Joe Kagerer, 2000151
Joe Kagerer, 1999151
Brian Tisbert, 1999151
Mike Olt, 2010149
Brett Burnham, 2002147
Sean Irely, 1994142
Sean Irely, 1993141
Dennis Donovan, 2005140

ERRORS

Joe Kagerer, 199923
Andy Walker, 198723
Tally Noble, 198123
Jason Edgar, 199722
Keith Wetjen, 199422
Joe Kagerer, 200121
Mike Olt, 200921

Career

PUTOUTS

Mike Nemeth, 2008-112256
Matt Untiet, 2004-071250
Todd Rosenthal, 1989-921203
Jim Tonelli, 1991-941001
Mike Leonard, 2001-04944
Larry Day, 2004-07925
Doug Elliot, 2008-11913
Dave Ford, 1983-85883
Chris Bisson, 1993-96857
Gary Woodfield, 1977-79835
Brian Packin, 1997-00829
Marek Drabinski, 1987-90810
Brian Esposito, 1988-00781
Tom Capalbo, 1979-81709

ASSISTS

Dennis Donovan, 2004-07599
Nick Ahmed, 2009-11580
Paul Funk, 1990-93512
Pierre LePage, 2008-10507
Joe Kagerer, 1998-00454
Brian Tisbert, 1999-01427
Sean Irely, 1991-94417
Mike Olt, 2008-10398
Jason Edgar, 1995-98397
Pat Mahoney, 2005-08371
Tally Noble, 1979-82367
Dale Brannon, 2006-09345
Craig MacDonald, 1989-92341
Alex Rodriguez, 1995-98321
Al Franceschini, 1984-86320
Brian Specyalski, 1986-89311
Brett Burnham, 2002-03277
Keith Wetjen, 1992-95271

ERRORS

Tally Noble, 1979-8263
Dennis Donovan, 2004-0760
Joe Kagerer, 1998-0059
Jason Edgar, 1995-9857
Mike Olt, 2008-1053
Paul Funk, 1990-9351
Pat Mahoney, 2005-0849
Reuben Wilson, 1993-9646
Nick Ahmed, 2009-1144
Brian Specyalski, 1986-8944
Ed McMillan, 1982-8440

Team Records (1959-2011)

BATTING AVG.1998	492.....2010	171.....2010	247.....2011
.....1997	403.....2009	127.....2011	239.....2008	
.....2010	390.....2011	112.....1993	227.....1987	
.....2002	363.....2006	111.....1994	218.....1996	
.....2000	360.....1997	96.....2001	211.....1997/2007	
AT-BATS	DOUBLES	WINS	STRIKEOUTS	
2337.....2011	140.....2010	48.....2010	460.....2011	
2327.....2010	132.....2011	45.....2011	455.....2009	
2143.....2009	128.....1999	39.....2006	397.....2010	
2054.....2007	126.....2009	36.....2009	381.....2006	
2020.....2006	123.....2005	34.....2005/2007	360.....2008	
RUNS	TRIPLES	LOSSES	ERA	
542.....2010	26.....1994	30.....1995	1.57.....1971	
447.....2009	25.....1979	29.....2004	1.59.....1965	
424.....2011	24.....2010	28.....2008	1.71.....1976	
403.....2006	19.....2011	27.....2007	1.86.....1968	
399.....1997	19.....2001	25.....1991/2001	2.06.....1972	
HITS	HOME RUNS	SAVES	INNINGS PITCHED	
750.....2010	83.....2010	17.....2011	592.7.....2011	
722.....2011	69.....1997	16.....2007	568.2.....2007	
681.....2009	62.....1996	14.....2009	537.1.....2007	
631.....2006	61.....1985	12.....2006/2010	531.1.....2009	
574.....2005	60.....1998	10.....2002	510.1.....2006	

Team Awards

LAWRENCE R. PANCIERA MVP AWARD

selected by team

1981..... Michael Johnson, 2B	1997..... Billy Rich, OF
1982..... Douglas Elliot, C	1998..... Josh Santos, P
1983..... Paul Tinkham, C	1999..... Brian Esposito, C
1984..... William Crowley, DH	2000..... Clarke Caudill, OF/C
1985..... David Ford, 1B	2001..... Mike Scott, OF
1986..... Gerald LaPenta, 3B/1B/DH	2002..... Cy Hess, CF
1987..... David Lanese, 1B/P	2003..... Peter Soteropoulos, 1B/LHP
1988..... Charles Nagy, P	2004..... Marc Peluso, 1B
1989..... Peter Walker, P/DH/1B	2005..... Jeff Hourigan, 1B/P
1990..... Marek Drabinski, C	2006..... Tim Norton, P
1991..... Todd Rosenthal, 1B	2007..... Dennis Donovan, SS
1992..... Craig MacDonald, 2B	2008..... Mike Olt, SS
1993..... Dennis Dwyer, RF	2009..... George Springer, OF
1994..... Aaron Quinn, P	2010..... Mike Olt, 3B
1995..... Jason Grabowski, C	2011..... Doug Elliot, C
1996..... Jason Grabowski, SS/C	

DONALD "DEE" ROWE SCHOLAR-ATHLETE AWARD

selected by the coaches

1994..... James Penders, C	2003..... Andrew Harris, OF
1995..... Keith Wetjen, SS	2004..... Dave Tokarz, OF
1996..... Jeff Velez, P	2005..... Nick Tucci, P
1997..... Matt Zawalich, OF	2006..... Josh Farkes, OF
1998..... Alejandro Rodriguez, SS	2007..... Trent DeLazzer, RHP
1999..... Greg Stillman, C	2008..... Pierre LePage, 2B
2000..... Greg Stillman, OF	2009..... Pierre LePage, 2B
2001..... Mike Scott, OF	2010..... Doug Elliot, C
2002..... Mike Leonard, C	2011..... Mike Nemeth, 1B

MRS. MARY DROPO UNSUNG HERO AWARD

presented to the player who does the little things that make the team a success as decided by the coaches

1992..... Gianni Ragaini, C	2002..... Cy Hess, CF
1993..... Gianni Ragaini, C	2003..... Tony Malozzi, LF
..... Paul Funk, SS	2004..... Joe Smeraglio, P
1994..... Jim Tonelli, 1B	2005..... Larry Day, C
1995..... Matt Zawalich, OF	2006..... Dennis Donovan, SS
1996..... Dennis Regan, C/OF	2007..... Matt Untiet, IF
1997..... Matt Zawalich, OF	2008..... Pierre LePage, 2B
1998..... Clarke Caudill, C/OF/3B	2009..... John Folino, RHP
1999..... Brian Esposito, C	2010..... Billy Ferrier, OF
2000..... Kevin Wissner, 3B John Andreoli, OF
2001..... Chris DeBrisco, P	2011..... Greg Nappo, LHP

JAMES ALLEN PITCHING AWARD

presented to the pitcher who, in the likes of James Allen, is accomplished, well-conditioned, a team player and a solid student

1994..... Aaron Quinn, RHP	2003..... Mike James, RHP
1995..... John Fisher, RHP	2004..... Jeff Hourigan, RHP
1996..... Joel Nadeau, RHP	2005..... Tim Norton, RHP
1997..... Chris Barton, RHP	2006..... Tim Norton, RHP
1998..... Scott Berney, RHP	2007..... Mike Tarsi, LHP
1999..... Pat Sperone, RHP	2008..... David Erickson, RHP
2000..... Peter Soteropoulos, LHP	2009..... David Erickson, RHP
2001..... Pat Sperone, RHP	2010..... Scott Oberg, RHP
2002..... Erik Drown, RHP	2011..... Matt Barnes, RHP

HIRSCHHORN FOUNDATION AWARD

presented to the player who achieve exceptional mental toughness, overcame numerous setbacks and transformed adversity to opportunity

2005..... Dennis Donovan, SS	2009..... Scott Oberg, RHP
2006..... Nick Tucci, RHP	2010..... Elliot Glynn, LHP
2007..... David Erickson, RHP	2011..... Nick Ahmed, SS
2008..... John Folino, RHP Tim Martin, DH



Mike James, 2001-04

Todd Rosenthal, 1989-92



All-Time Opponents

Team	Record	First Meeting
Air Force	1-1	1999
Alabama Birmingham	2-1	2002
American International	19-7	1937
Amherst	1-4	1926
Appalachian State	0-2	1985
Arkansas-Little Rock	1-0	2005
Arizona State	0-3	2004
Armstrong State	0-1	2002
Army	2-7-2	1924
Bates	2-2	1922
Belmont	1-0	2005
Birmingham Southern	1-1	2003
Boston College	65-49	1907
Boston University	16-6	1923
Bowdoin	0-1	1928
Bowling Green	1-1	2005
Bradley	1-1	1987
Brandeis	1-0	1954
Bridgeport	5-3	1929
Bridgewater (MA) State	0-1	1953
Brooklyn College	1-1	1944
Brown	35-22-1	1920
Bryant	3-0	2009
Bucknell	0-1	2009
Butler	3-0	2004
California-Berkeley	1-1	1998
California - Irvine	0-1	2011
Cal State Northridge	3-1	2010
Catawba	0-1	1941
Centenary	2-1	2005
Central Connecticut	24-8	1987
Central Michigan	1-0	2005
Chicago State	1-0	1991
Cincinnati	10-7	2006
Citadel	2-4	1999
City College of New York	2-1	1916
Clemson	2-0	2011
Clark (MA)	9-3	1921
Coast Guard	19-1	1923
Coastal Carolina	1-1	2011
Colby	6-7	1915
College of Charleston	1-0	2011
Columbia	1-0	2002
Cornell	0-1	1977
C.W. Post	2-0	1987
Dartmouth	8-4	1958
Davidson	10-4	1959
Delaware	8-6-1	1984
Duke	2-1	1958
Duquesne	1-0	2006
East Carolina	4-24	1979
East Stroudsburg	1-0	1930
Eastern Illinois	0-1	1987
Eastern Kentucky	2-1	1984
Eckerd (FL)	0-3	1974
Elon	2-0	1988
Fairfield	56-14-1	1973
Fairleigh Dickinson	0-1	1984
Florida	1-3	1968
Florida Atlantic	2-1	2006
Florida Southern	2-5	1967
Florida State	1-0	1957
Fordham	3-1	1991
Fullerton State	0-1	1979
George Mason	7-6	1986
Georgetown	45-17	1985
Georgia	0-4	1990
Georgia Tech	1-6	1994
Hampden-Sydney	0-1	1963

Team	Record	First Meeting
Hartford	35-12	1985
Harvard	3-7	1923
Hofstra	1-0	2006
Holy Cross	41-19-2	1923
Illinois	First Meeting	2012
Illinois State	1-1	2004
Indiana	2-1	1998
Indiana State	2-0	1961
Iona	4-1-1	1978
Iowa State	0-1	1957
Ithaca	2-0	1991
Jacksonville	1-2	2004
Lafayette	2-0	1965
Lamar	0-1	2006
Lehigh	2-3	1940
Lewis (IL)	0-1	1969
Liberty	3-2	1977
Lipscomb	1-1	2002
Long Beach State	0-1	1994
Long Island	1-0	1958
Louisville	7-10	2006
Lowell Textile	1-3	1952
Lynchburg (VA)	2-0	1963
Maine	58-48	1924
Manhattan	4-1	1921
Marist	4-0	1998
Marshall	0-1	2010
Maryland	4-4	1941
Maryland-Baltimore	4-1	1977
Massachusetts	82-69-2	1900
Memphis	2-0	1999
Methodist (NC)	2-0	1978
Miami (FL)	0-2	1970
Miami (Ohio)	0-1	2009
Michigan	1-1	1999
Michigan State	0-4	1970
Minnesota	2-5	1996
Mississippi State	0-2	2003
Missouri	0-1	2008
Monmouth	1-0	2000
Mount St. Mary's	2-0	2005
Navy	6-1	1979
Nebraska	1-0	1979
New Hampshire	57-46-2	1911
New Orleans	2-2	2003
New York Tech	4-2	1912
New York University	0-2	1913
North Carolina	7-24	1958
UNC Charlotte	3-4	1984
UNC Greensboro	0-6	2001
North Carolina State	2-8	1974
North Carolina Wesleyan	0-1	1958
North Florida	3-0	2004
Northeast Illinois	1-0	1992
Northeastern	49-27-1	1923
Northern Iowa	0-1	1998
Northwestern	1-2	2000
Norwich	7-5	1927
Notre Dame	15-24-1	1996
Ohio State	3-6	1970
Oklahoma	First Meeting	2012
Oklahoma State	0-3	1992
Old Dominion	1-0	2002
Oregon	0-2	2010
Oregon State	0-1	2011
Pace	0-0-1	2004
Pembroke (NC) State	4-0	1978
Penn State	3-1	1970

Team	Record	First Meeting
Pennsylvania	1-0	2008
Pittsburgh	38-25	1990
Princeton	0-2	1946
Providence	50-47	1920
Purdue	0-2	1985
Quinnipiac	8-5	2001
Regis	0-1	1993
Rensselaer Poly Tech	3-1	1927
Rhode Island	107-73-3	1896
Richmond	0-1	1989
Rider	2-0	1999
Rollins (FL)	3-0	1967
Rutgers	25-31	1946
St. Andrews	1-0	1989
St. Anselm	0-1	1911
St. Francis (NY)	1-2	1982
St. John's	54-53	1975
St. Leo's	5-4	1967
St. Louis	0-1	1965
St. Michael's	1-0	1920
St. Stephenson	3-0	1924
Sacred Heart	16-3	2000
San Diego	3-1	2011
San Diego State	1-0	2011
Seattle	First Meeting	2012
Seton Hall	31-41	1919
Siena	4-7-1	1980
South Alabama	1-6	1993
South Carolina	0-1	1985
South Florida	16-17	1968
Southeastern Louisiana	0-1	2003
Southern California	1-1	1972
Southern Mississippi	0-1	2011
Springfield	25-32	1905
Stetson	2-3	N/A
Stevens Tech	0-1	1916
Stony Brook	1-0	2001
Syracuse	0-1	1922
Temple	3-3	1940
Tennessee	0-2	1996
Tennessee-Martin	1-0	2005
Texas	1-2	1957
Texas A&M-Corpus Christi	0-1	2011
Toledo	1-1	2006
Towson State	1-0	1988
Trinity	20-10	1919
Troy State	2-0	2000
Tufts	3-3	1923
Vanderbilt	0-3	2000
Vermont	39-21-1	1920
Villanova	33-24	1941
Virginia	2-3	N/A
Virginia Commonwealth	0-1	1989
Virginia Military Institute	2-0	1976
Virginia Tech	5-10	1976
Wake Forest	3-6	1958
Washington & Lee	3-0	N/A
Washington State	0-1	1965
Wesleyan	31-25-1	1916
West Virginia	22-23	1996
Western Carolina	1-2	2007
Western Michigan	1-1	2007
Williams	2-6	1921
Wingate College	1-0	1990
Wisconsin	2-1	1988
Worcester Tech	4-5	1907
Xavier	First Meeting	2011
Yale	36-20-1	1943

* 2012 Opponents In Bold



CONNECTICUT

Year-By-Year Results

3/18	A	USF*	W, 7-6 (11)
3/19	A	USF*	L, 3-4
3/22	A	Quinnipiac	L, 3-4
3/24	H	Cincinnati*	W, 13-1
3/25	H	Cincinnati*	W, 6-5
3/26	H	Cincinnati*	W, 3-2
3/28	A	Fairfield	W, 5-3
3/29	H	Yale	W, 8-5
3/31	A	Louisville*	W, 10-2
4/1	A	Louisville*	L, 2-3 (12)
4/2	A	Louisville*	W, 11-10
4/4	H	Hartford	W, 4-2
4/5	A	Marist	W, 19-6
4/9	H	Villanova*	W, 1-0
4/9	H	Villanova*	W, 7-3
4/10	A	Boston College	L, 5-6
4/11	H	Massachusetts	W, 7-1
4/13	A	West Virginia*	W, 6-3
4/14	A	West Virginia*	W, 7-5
4/15	A	West Virginia*	W, 13-8
4/17	A	Siena	L, 8-9
4/18	A	Hartford	L, 1-3
4/21	A	St. John's*	W, 6-3
4/22	A	St. John's*	W, 4-2
4/25	H	Fairfield	L, 4-5
4/26	H	Hartford	W, 15-3
4/27	H	Central Conn.	W, 14-13
4/29	H	Notre Dame*	L, 6-7
4/29	H	Notre Dame*	L, 3-7 (10)
4/30	H	Notre Dame*	T, 1-1 (13)
5/8	A	Hofstra	W, 9-4
5/9	A	Massachusetts	W, 12-1
5/10	H	Northeastern	W, 7-1
5/12	A	Pittsburgh*	W, 5-4 (10)
5/13	A	Pittsburgh*	W, 6-4
5/14	A	Pittsburgh*	L, 9-11
5/17	H	Rhode Island	W, 9-5 (7)
5/17	H	Rhode Island	W, 3-2 (8)
5/18	H	Rutgers*	W, 11-7
5/19	H	Rutgers*	W, 7-4
5/20	H	Rutgers*	W, 10-1
5/23	N	Cincinnati%	W, 6-2
5/24	N	Louisville%	L, 10-12
5/25	N	Rutgers%	L, 5-9

2005 (34-22, 11-12 BIG EAST)
 2/25 A Belmont^ W, 10-7
 2/26 A Lipscomb^ L, 2-5
 2/27 A Vanderbilt^ L, 0-3
 3/4 N Mt. St. Mary's\$ W, 6-2
 3/5 N Central Michigan\$ W, 10-9
 3/6 N Bowling Green\$ L, 3-8
 3/7 N Holy Cross\$ W, 17-5
 3/8 N Sacred Heart\$ W, 8-0
 3/11 N Arkansas Little Rock! W, 7-4
 3/11 N Memphis! W, 3-1
 3/12 N Indiana State! W, 5-3
 3/13 N Tennessee Martin! W, 3-0
 3/19 A Centenary W, 11-4
 3/19 A Centenary L, 2-10
 3/20 A Centenary W, 9-8 (7)
 3/22 N Massachusetts# W, 9-0
 3/26 A Villanova* L, 0-3
 3/26 A Villanova* W, 7-1
 3/29 A Northeastern W, 3-1
 3/30 A Yale L, 0-1
 3/31 A Fairfield W, 11-6
 4/3 H West Virginia* L, 6-7
 4/3 H West Virginia* W, 9-2
 4/4 H West Virginia* W, 13-4
 4/5 H Northeastern W, 12-9
 4/6 H Marist W, 10-5
 4/9 H Pittsburgh* L, 7-8
 4/9 H Pittsburgh* W, 2-1
 4/10 H Pittsburgh* L, 6-9
 4/12 A Massachusetts L, 4-5
 4/13 H Siena L, 2-6
 4/14 A Central Conn. W, 6-2
 4/16 A Notre Dame* L, 2-3 (8)
 4/16 A Notre Dame* L, 1-7
 4/17 A Notre Dame* L, 7-9
 4/19 H Fairfield W, 15-14
 4/20 A Army L, 5-6
 4/21 A Quinnipiac L, 9-13

4/23	A	Rutgers*	L, 2-3 (10)
4/23	A	Rutgers*	W, 7-6
4/24	A	Rutgers*	W, 18-6
4/26	A	Hartford	W, 20-2
4/28	A	Manhattan	W, 10-8
4/30	H	Georgetown*	L, 3-5
4/30	H	Georgetown*	W, 3-2
5/1	H	Georgetown*	W, 5-4 (10)
5/10	A	Rhode Island	L, 3-8
5/12	H	Sacred Heart	W, 6-0
5/14	A	Seton Hall*	W, 8-2
5/14	A	Seton Hall*	W, 20-8
5/15	A	Seton Hall*	L, 2-7
5/17	A	Vermont	W, 6-5
5/18	H	Hartford	W, 13-6
5/20	H	Boston College*	L, 2-5
5/20	H	Boston College*	W, 5-1
5/21	H	Boston College*	L, 1-7

^ - Music City Challenge (Nashville, Tenn.)
 \$ - in Bradenton, Fla.
 ! - USA Challenge (Millington, Tenn.)
 # - at Harbor Yard (Bridgeport, Conn.)
 * - BIG EAST Conference Games

2004 (26-29-1, 9-17 BIG EAST)
 2/27 A Arizona State L, 2-18
 2/28 A Arizona State L, 5-16
 2/29 A Arizona State L, 11-18
 3/6 N Ohio State^ L, 3-4
 3/6 N Illinois State^ L, 11-12
 3/8 N Butler^ W, 8-3
 3/9 A Jacksonville^ W, 13-10
 3/10 N North Florida^ W, 8-5
 3/11 N Illinois State^ W, 18-8
 3/11 N Butler^ W, 5-2
 3/13 N Butler^ W, 10-0
 3/20 A Delaware W, 11-9
 3/21 A Delaware W, 13-10
 3/24 H Hartford W, 7-6
 3/25 A Quinnipiac L, 11-12 (8)
 3/27 A Villanova* L, 1-3 (7)
 3/27 A Villanova* L, 0-8
 3/28 A Villanova* L, 2-4
 3/30 H Rhode Island L, 5-7
 4/2 H Maine W, 2-1
 4/3 H Georgetown* W, 5-2 (7)
 4/3 H Georgetown* W, 11-3
 4/4 H Georgetown* L, 0-5
 4/6 A Northeastern W, 6-1
 4/8 H St. John's* L, 6-7 (7)
 4/8 H St. John's* W, 6-2
 4/10 H Seton Hall* W, 5-4 (8)
 4/10 H Seton Hall* W, 4-2
 4/14 H Massachusetts L, 0-3 (7)
 4/14 H Massachusetts W, 9-2 (7)
 4/15 H Central Conn. L, 4-10
 4/17 A Rutgers* L, 1-5 (7)
 4/17 A Rutgers* L, 3-5
 4/18 A Rutgers* L, 0-6
 4/20 H Fairfield W, 2-1 (7)
 4/20 H Fairfield L, 3-4 (7)
 4/22 H Quinnipiac W, 26-5
 4/25 A Boston College* W, 8-5 (7)
 4/25 A Boston College* L, 6-7 (12)
 4/26 A Virginia Tech* L, 2-11 (7)
 4/26 A Virginia Tech* L, 0-10
 4/28 A Brown W, 26-21 (8)
 4/29 A Hartford W, 6-2
 5/9 H Notre Dame* L, 0-4 (7)
 5/9 H Notre Dame* L, 4-11
 5/10 H Notre Dame* L, 8-16
 5/11 H Quinnipiac L, 6-12
 5/12 A Pace T, 5-5 (11)
 5/15 A Pittsburgh* W, 3-1 (7)
 5/16 A Pittsburgh* L, 2-5 (7)
 5/16 A Pittsburgh* W, 6-2
 5/18 H Vermont L, 3-7
 5/19 H Northeastern W, 6-2
 5/22 H West Virginia* L, 1-4 (7)
 5/22 H West Virginia* W, 6-5
 5/23 H West Virginia* L, 5-6

^ - Kennel Club Classic (Jacksonville, Fla.)

2003 (24-23, 10-15 BIG EAST)
 2/21 N Birmingham Southern^ W, 7-6
 2/22 N Birmingham Southern^ L, 7-12
 2/23 A Mississippi State^ L, 3-4
 2/23 A Mississippi State^ L, 2-11
 3/7 A South Alabama W, 16-11

3/8	A	South Alabama	L, 4-9
3/9	A	South Alabama	L, 5-10
3/15	A	New Orleans	L, 4-14
3/16	A	New Orleans	L, 1-5
3/17	A	New Orleans	W, 13-6
3/18	A	S.E. Louisiana	L, 2-5
3/21	A	Navy	W, 6-4
3/22	A	Georgetown*	W, 6-2
3/22	A	Georgetown*	W, 9-5
3/23	A	Georgetown*	W, 6-4
3/25	H	Massachusetts	W, 17-3
3/26	H	Hartford	W, 8-4
3/27	A	Quinnipiac	W, 15-9
3/29	H	Villanova*	W, 14-10
3/29	H	Villanova*	W, 14-10
4/2	H	Yale	W, 9-6
4/3	A	Fairfield	W, 13-8
4/4	A	St. John's*	L, 2-4
4/4	A	St. John's*	W, 5-3
4/6	A	Seton Hall*	L, 2-6
4/6	A	Seton Hall*	L, 2-3
4/10	A	Rhode Island	W, 10-4
4/12	A	West Virginia*	L, 14-18
4/12	A	West Virginia*	L, 3-9
4/13	A	West Virginia*	L, 5-10
4/15	A	Massachusetts	W, 20-8
4/17	H	Boston College*	W, 5-3
4/17	H	Boston College*	L, 4-5
4/19	H	Virginia Tech*	L, 1-6
4/19	H	Virginia Tech*	L, 3-7
4/24	H	Quinnipiac	W, 11-5
4/26	A	Notre Dame*	L, 2-3
4/26	A	Notre Dame*	L, 4-11
4/27	A	Notre Dame*	L, 3-6
4/29	A	Hartford	W, 5-1
5/1	A	Central Conn.	W, 6-4
5/3	H	Rutgers*	L, 3-5
5/3	H	Rutgers*	W, 10-7
5/4	H	Rutgers*	L, 5-7
5/17	H	Pittsburgh*	W, 3-0
5/17	H	Pittsburgh*	L, 1-3
5/18	H	Pittsburgh*	W, 10-4

^ - NBC Classic (Starkville, Miss.)
 * - BIG EAST Conference Game

2002 (28-22, 13-12 BIG EAST)
 2/22 N Armstrong Atlantic^ L, 8-9
 2/23 N Georgia^ L, 4-7
 2/24 N North Carolina^ L, 5-13
 3/1 A Vanderbilt+ L, 5-11
 3/2 N Lipscomb+ W, 7-3
 3/9 A UAB W, 4-3
 3/9 A UAB W, 7-3
 3/10 A UAB L, 9-11
 3/16 A Old Dominion W, 13-5
 3/18 N Columbia (at ODU) W, 12-2
 3/23 H Notre Dame* W, 4-3
 3/23 H Notre Dame* W, 9-8
 3/24 H Notre Dame* W, 13-6
 3/28 H Boston College* W, 8-3
 3/28 H Boston College* W, 7-4
 3/30 H Dartmouth L, 3-5
 3/30 H Dartmouth L, 6-8
 4/1 H Seton Hall* L, 2-3
 4/1 H Seton Hall* W, 5-2
 4/2 H Rhode Island L, 0-5
 4/4 A Fairfield W, 12-10
 4/6 A West Virginia* L, 3-5
 4/6 A West Virginia* L, 7-8
 4/7 A West Virginia* W, 15-9
 4/9 A Rhode Island W, 15-8
 4/10 H Massachusetts W, 1-0
 4/12 A Villanova* L, 3-8
 4/14 A Rutgers* L, 1-6
 4/14 A Rutgers* L, 2-5
 4/16 A Holy Cross W, 26-1
 4/17 A Massachusetts L, 18-19
 4/18 A Northeastern W, 6-3
 4/20 H St. John's* L, 6-10
 4/20 H St. John's* W, 16-10
 4/21 H St. John's* W, 5-1
 4/23 H Fairfield W, 18-0
 4/24 H Hartford W, 12-10
 4/25 H Quinnipiac L, 3-8
 4/27 H Georgetown* W, 15-1
 4/27 H Georgetown* W, 15-7
 4/29 H Georgetown* W, 12-1
 5/1 H Sacred Heart W, 7-4
 5/2 H Central Conn. W, 3-2

5/4	A	Virginia Tech*	L, 3-6
5/4	A	Virginia Tech*	L, 1-7
5/5	A	Virginia Tech*	L, 4-12
5/7	H	Brown	W, 8-6
5/18	A	Pittsburgh*	L, 11-12
5/18	A	Pittsburgh*	L, 4-7
5/19	A	Pittsburgh*	W, 5-2
^ - Great Savannah Shootout (Savannah, Ga.) + - Vanderbilt Tournament (Nashville, Tenn.) * - BIG EAST Conference Game			

2001 (26-25, 13-13 BIG EAST)
 2/16 A UNC Greensboro L, 0-2
 2/17 A UNC Greensboro L, 1-10
 2/18 A UNC Greensboro L, 8-9
 2/24 A The Citadel W, 11-4
 2/24 A The Citadel L, 4-10
 2/25 A The Citadel L, 3-6
 3/2 A Georgia L, 5-8
 3/2 A Georgia L, 3-13
 3/9 A Minnesota L, 6-13
 3/10 A Minnesota L, 3-6
 3/11 A Minnesota L, 8-14
 3/15 A Sacred Heart W, 12-4
 3/17 A St. John's* W, 3-2
 3/17 A St. John's* L, 3-8
 3/18 A St. John's* L, 6-7
 3/23 H Villanova* W, 8-7
 3/23 H Villanova* W, 6-2
 3/25 H Rutgers* W, 3-1
 3/25 H Rutgers* L, 4-7
 3/28 H Massachusetts W, 13-11
 3/29 H Northeastern W, 10-2
 3/31 H Virginia Tech* W, 3-2
 3/31 H Virginia Tech* L, 2-3
 4/1 H Virginia Tech* W, 7-6
 4/3 A Rhode Island W, 7-5
 4/4 A Fairfield W, 10-9
 4/7 H Pittsburgh* W, 7-4
 4/7 H Pittsburgh* W, 3-1
 4/8 H Pittsburgh* W, 8-4
 4/12 A Seton Hall* L, 2-3
 4/12 A Seton Hall* W, 9-4
 4/14 A Boston College* W, 10-6
 4/14 A Boston College* L, 8-12
 4/16 H Stony Brook W, 11-5
 4/17 H Massachusetts L, 3-11
 4/19 H Manhattan^ W, 4-1
 4/21 A Georgetown* L, 3-6
 4/21 A Georgetown* L, 2-5
 4/22 A Georgetown* L, 2-4
 4/24 H Fairfield W, 11-10
 4/25 A Hartford W, 11-6
 4/26 H Quinnipiac W, 10-4
 4/28 H West Virginia* L, 4-6
 4/28 H West Virginia* W, 3-2
 4/29 H West Virginia* W, 3-2
 5/2 H Sacred Heart W, 10-8
 5/3 A Central Conn. L, 1-2
 5/5 A Notre Dame* L, 1-6
 5/5 A Notre Dame* L, 12-13
 5/6 A Notre Dame* W, 19-12
 5/8 H Hartford W, 19-8

* - BIG EAST Conference Game
 ^ - Played in Torrington, Conn.

2000 (32-17, 14-9 BIG EAST)
 2/25 N Rider^ W, 8-3
 2/26 N Monmouth^ W, 14-5
 2/27 N Northwestern^ L, 1-3
 3/3 A Troy State+ W, 7-3
 3/4 N Vanderbilt+ L, 2-8
 3/5 A Troy State+ W, 4-2
 3/10 A Georgia Tech L, 0-12
 3/11 A Georgia Tech W, 11-5
 3/12 A Georgia Tech L, 7-17
 3/19 H Boston College* L, 1-10
 3/19 H Boston College* W, 13-2
 3/20 H Boston College* W, 6-4
 3/22 A Delaware W, 6-4
 3/23 A Princeton L, 6-7
 3/25 H Seton Hall* L, 3-7
 3/25 H Seton Hall* W, 16-12
 3/26 H Seton Hall* W, 3-2
 3/29 H Massachusetts W, 6-5
 3/30 A Northeastern W, 7-1
 4/1 H Notre Dame* L, 3-8
 4/1 H Notre Dame* W, 8-1

2011 BIG EAST Baseball

Regular Season Champions

Clemson Regional Champions

NCAA Super Regional Participant

Year-By-Year Results

<p>4/2 H Notre Dame* L, 2-9 4/4 H Rhode Island W, 5-2 4/6 A Fairfield L, 13-16 4/8 H Rutgers* L, 7-15 4/8 H Rutgers* L, 6-10 4/10 H Rutgers* W, 2-0 4/13 A Holy Cross W, 17-8 4/15 A Pittsburgh* L, 5-18 4/15 A Pittsburgh* L, 3-10 4/16 A Pittsburgh* W, 8-2 4/20 H Villanova* W, 2-1 4/20 H Villanova* W, 3-2 4/24 H C.W. Post W, 4-1 4/27 H Fairfield W, 8-2 4/29 A West Virginia* W, 9-4 4/29 A West Virginia* W, 9-4 4/30 A West Virginia* L, 3-15 5/2 A Hartford W, 8-3 5/3 H Sacred Heart W, 9-0 5/4 H Central Conn. W, 20-2 5/6 A Georgetown* W, 8-2 5/6 A Georgetown* W, 13-2 5/7 A Georgetown* W, 15-0 5/9 H Manhattan W, 23-7 5/17 N Seton Hall% L, 2-8 5/18 N Rutgers* L, 7-8</p> <p>^ - Ralston-Purina Challenge (Wilmington, N.C.) + - Blue-Gray Classic (Troy, Ala.) * - BIG EAST Conference Game % - BIG EAST Championship</p> <p>1999 (27-24, 10-17 BIG EAST)</p> <p>2/26 N Navy^ W, 4-1 2/26 N West Virginia^ L, 3-2 2/27 N Memphis^ W, 10-3 2/28 N Air Force^ L, 6-7 3/6 A The Citadel W, 2-1 3/6 A The Citadel L, 2-3 3/7 A The Citadel L, 4-9 3/13 N Michigan+ L, 3-6 3/14 N St. Francis+ W, 11-1 3/15 N Rider+ W, 13-11 3/17 N Rhode Island+ L, 17-2 3/18 N Dartmouth+ W, 5-3 3/19 N Vermont+ W, 5-4 3/20 N Ohio State+ W, 9-6 3/24 A Yale W, 7-5 3/25 A Rhode Island W, 7-5 3/27 H Pittsburgh* L, 0-1 3/27 H Pittsburgh* L, 5-7 3/28 H West Virginia* W, 2-1 3/28 H West Virginia* L, 7-8 3/30 H Massachusetts W, 20-14 3/31 A Central Conn. W, 23-5 4/1 H Northeastern W, 12-8 4/3 A Notre Dame* L, 7-11 4/3 A Notre Dame* L, 8-11 4/5 A Providence* L, 2-14 4/5 A Providence* L, 18-25 4/7 H St. John's* W, 3-2 4/8 A Massachusetts W, 8-0 4/10 A Rutgers* L, 2-11 4/10 A Rutgers* W, 19-11 4/11 A Rutgers* L, 6-9 4/14 A St. John's* W, 22-11 4/15 H Holy Cross W, 20-0 4/17 H Georgetown* W, 7-6 4/17 H Georgetown* W, 6-3 4/18 H Georgetown* W, 7-5 4/21 H St. John's* L, 4-10 4/22 H Rhode Island W, 10-5 4/24 A Villanova* L, 1-2 4/24 A Villanova* W, 9-8 4/25 A Villanova* L, 6-15 4/27 H Fairfield L, 4-5 4/29 A Hartford L, 3-6 5/1 H Boston College* W, 7-6 5/1 H Boston College* L, 8-11 5/2 H Boston College* L, 11-25 5/4 H Hartford W, 11-1 5/15 A Seton Hall* W, 8-2 5/15 A Seton Hall* L, 2-9 5/16 A Seton Hall* L, 2-12</p> <p>^ - Service Academies Classic (Millington, Tenn.) + - Homestead Challenge (Homestead, Fla.) * - BIG EAST Conference Game</p>	<p>1998 (25-17, 12-10 BIG EAST)</p> <p>3/6 N Cal Berkeley^ L, 8-22 3/7 N Rutgers^ L, 9-15 3/8 A Minnesota^ L, 1-11 3/14 N Indiana+ W, 18-10 3/15 N Marist+ W, 6-3 3/16 N Liberty+ W, 6-5 3/17 N New York Tech+ W, 8-4 3/18 N Northern Iowa L, 1-6 3/23 H Providence* W, 6-1 3/25 H Yale W, 9-1 3/26 A Rhode Island L, 12-14 3/28 H Seton Hall* L, 7-11 3/28 H Seton Hall* L, 5-21 3/29 H Seton Hall* L, 1-9 3/31 H Massachusetts W, 11-3 4/2 H Fairfield W, 14-6 4/4 A Georgetown* W, 7-6 4/5 A Georgetown* L, 4-7 4/7 A Massachusetts L, 6-12 4/10 A West Virginia* W, 8-5 4/10 A West Virginia* W, 12-8 4/11 A Pittsburgh* W, 3-2 4/11 A Pittsburgh* L, 10-12 4/13 H Central Conn. W, 12-7 4/16 A Holy Cross W, 8-3 4/18 H Rutgers* L, 6-9 4/18 H Rutgers* L, 8-13 4/19 H Rutgers* W, 7-3 4/21 H Rhode Island W, 13-5 4/22 A St. John's* L, 0-7 4/25 H Villanova* W, 4-2 4/25 H Villanova* L, 8-10 4/26 H Villanova* W, 24-5 4/28 A Brown W, 26-6 4/29 A St. John's* W, 5-4 4/30 A Hartford W, 24-5 5/2 A Boston College* L, 5-8 5/3 A Boston College* W, 12-6 5/3 A Boston College* W, 7-3 5/5 H Hartford W, 11-10</p> <p>^ - Hormel Foods Classic (Minneapolis, Minn.) + - Homestead Challenge (Homestead, Fla.) * - BIG EAST Conference Game</p> <p>1997 (27-20, 11-14 BIG EAST)</p> <p>3/1 N Seton Hall^ L, 5-9 3/2 A North Carolina^ L, 3-10 3/3 A North Carolina^ W, 7-6 3/8 A UNC Charlotte W, 11-4 3/8 A UNC Charlotte W, 6-3 3/9 A UNC Charlotte W, 8-0 3/16 A Delaware L, 1-13 3/16 A Delaware W, 10-9 3/17 A George Mason L, 0-7 3/18 A George Mason W, 5-0 3/19 A UMBC W, 10-8 3/10 A U.S. Navy Academy L, 4-6 3/22 A Pittsburgh* L, 4-5 3/22 A Pittsburgh* W, 18-10 3/23 A Pittsburgh* W, 14-8 3/25 A Rhode Island W, 32-14 3/26 A Yale W, 19-13 3/29 H Notre Dame* L, 2-7 4/2 A Fairfield W, 9-6 4/5 A Villanova* L, 11-20 4/5 A Villanova* W, 11-10 4/6 A Georgetown* W, 11-0 4/6 A Georgetown* L, 5-8 4/8 H Northeastern W, 11-3 4/9 H St. John's W, 8-5 4/10 A New Hampshire L, 16-19 4/12 H West Virginia* W, 8-5 4/13 H West Virginia* W, 11-3 4/14 H West Virginia* L, 2-9 4/16 A St. John's* L, 2-3 4/17 H Holy Cross W, 8-6 4/19 H Providence* W, 8-0 4/20 H Providence* L, 0-4 4/20 H Providence* L, 5-6 4/22 H Rhode Island W, 9-8 4/23 H St. John's* L, 7-10 4/24 H Fairfield W, 3-2 4/26 A Seton Hall* L, 4-8 4/26 A Seton Hall* L, 2-7 4/27 A Rutgers* L, 7-10 4/27 A Rutgers* W, 9-5</p>	<p>4/29 A Hartford L, 12-13 5/1 H Hartford W, 19-4 5/4 A Boston College* W, 22-6 5/4 A Boston College* L, 2-12 5/5 A Boston College* W, 10-3 5/8 H Massachusetts W, 8-6</p> <p>^ - in Chapel Hill, N.C. * - BIG EAST Conference Game</p> <p>1996 (24-23, 13-12 BIG EAST)</p> <p>3/1 A Minnesota W, 8-6 3/2 N NC State^ L, 4-8 3/3 N Tennessee^ L, 0-6 3/9 A Georgia Tech L, 0-7 3/9 A Georgia Tech L, 2-8 3/10 A Georgia Tech L, 8-11 3/16 A Delaware L, 7-10 3/16 A Delaware L, 7-17 3/18 A George Mason L, 8-12 3/20 A U.S. Naval Acad. W, 6-2 3/23 H Rutgers* L, 0-3 3/23 H Rutgers* W, 3-2 3/24 H Seton Hall* W, 4-3 3/24 H Seton Hall* W, 6-5 3/27 H Yale W, 7-2 3/28 H Rhode Island W, 13-0 3/30 A Providence* L, 3-10 3/30 A Providence* L, 3-7 3/31 A Providence* W, 13-7 4/2 A Massachusetts L, 2-10 4/3 A Fairfield W, 19-3 4/4 H New Hampshire W, 7-4 4/6 A Notre Dame* L, 6-7 4/6 A Notre Dame* W, 10-9 4/9 H Hartford W, 11-5 4/13 H Pittsburgh* L, 3-6 4/13 H Pittsburgh* L, 3-10 4/14 H Pittsburgh* W, 16-2 4/17 A St. John's* W, 5-4 4/17 A St. John's* L, 0-4 4/18 A Holy Cross W, 9-8 4/20 H Boston College* W, 13-11 4/20 H Boston College* W, 28-7 4/21 H Boston College* L, 8-14 4/23 A Rhode Island L, 5-6 4/24 H St. John's* W, 4-3 4/25 H Fairfield W, 24-3 4/27 A Georgetown* W, 16-8 4/27 A Georgetown* W, 10-6 4/28 A Villanova* L, 0-4 4/28 A Villanova* L, 5-19 5/1 H Brown W, 7-1 5/4 A West Virginia* W, 7-5 5/5 A West Virginia* L, 3-9 5/5 A West Virginia* L, 11-12 5/7 H Central Conn. W, 10-2 5/8 A Northeastern L, 7-8</p> <p>^ - Hormel Foods Classic (Minneapolis, Minn.) * - BIG EAST Conference Game</p> <p>1995 (13-30-1, 4-17 BIG EAST)</p> <p>3/10 A Wake Forest L, 5-17 3/11 A Wake Forest W, 15-7 3/12 A Wake Forest L, 5-12 3/18 A Delaware L, 0-3 3/19 A Delaware L, 0-2 3/20 A George Mason W, 9-8 3/21 A George Mason L, 3-12 3/22 A Navy W, 10-5 3/25 A Georgetown* L, 9-10 3/25 A Georgetown* L, 3-4 3/26 A Georgetown* L, 4-8 3/29 A Yale L, 3-6 3/30 A Fairfield T, 9-9 4/1 A Boston College* L, 9-11 4/1 A Boston College* L, 5-10 4/2 A Boston College* L, 6-7 4/4 H Massachusetts L, 2-6 4/6 H New Hampshire L, 14-15 4/9 H St. John's* W, 6-1 4/9 H St. John's* L, 1-6 4/10 H St. John's* W, 5-2 4/11 A Hartford L, 2-6 4/12 A Maine L, 3-5 4/14 H Pittsburgh* L, 3-8 4/15 H Pittsburgh* L, 5-8 4/15 H Pittsburgh* L, 4-5 4/18 H Rhode Island W, 7-2 4/20 H Holy Cross W, 9-8</p>	<p>4/22 H Seton Hall* L, 4-5 4/22 H Seton Hall* W, 3-2 4/23 H Seton Hall* L, 7-8 4/25 H Central Conn. L, 0-4 4/27 H Fairfield W, 14-4 4/29 A Providence* L, 2-8 5/1 A Providence* W, 10-9 5/2 H Hartford W, 13-4 5/3 A Brown L, 5-11 5/4 A Rhode Island W, 20-5 5/6 A Villanova* L, 4-16 5/7 A Villanova* L, 2-3 5/7 A Villanova* L, 5-9 5/9 A Central Conn. L, 3-5 5/10 H Northeastern W, 4-2</p> <p>1994 (30-18, 12-9 BIG EAST)</p> <p>Dates & Locations Not Available</p> <p>A North Carolina L, 5-7 A North Carolina L, 3-12 A North Carolina L, 1-2 A Delaware W, 6-5 A Navy W, 8-7 A George Mason W, 7-1 A Providence* W, 6-4 A Providence* L, 4-6 A Pittsburgh* L, 7-12 A Pittsburgh* L, 6-16 A Pittsburgh* L, 5-11 H Massachusetts W, 14-5 A Rhode Island W, 16-0 A St. John's* L, 1-2 A St. John's* W, 10-2 A St. John's* L, 4-6 A Hartford W, 10-2 A Massachusetts L, 3-11 H Boston College* W, 7-6 H Boston College* W, 21-4 H Boston College* W, 7-3 H Yale W, 12-2 A Holy Cross W, 6-1 A Maine L, 9-11 H Georgetown* W, 16-7 H Georgetown* W, 24-1 H Georgetown* L, 11-12 H Central Conn. W, 29-10 H Fairfield W, 7-6 A Seton Hall* L, 8-15 A Seton Hall* L, 0-16 A Seton Hall* W, 5-2 H Hartford W, 15-4 H Brown W, 7-2 H Rhode Island W, 7-6 H Villanova* W, 6-2 H Villanova* W, 9-5 H Villanova* W, 9-2 A Central Conn. L, 6-7 H Northeastern W, 10-4 5/18 N Pittsburgh% W, 4-3 5/19 N Seton Hall% W, 3-0 5/20 N Seton Hall% L, 1-6 5/21 N Seton Hall% W, 4-2 5/27 N Georgia Tech\$ L, 0-7 5/28 N Long Beach State\$ L, 9-16</p> <p>* - BIG EAST Conference Game % - BIG EAST Championship \$ - NCAA Tournament</p> <p>1993 (27-19, 12-9 BIG EAST)</p> <p>3/13 N Regis^ L, 17-18 3/14 N Florida Southern^ W, 8-4 3/15 N Fordham^ W, 8-5 3/17 N Tennessee-Wesleyan^ W, 22-1 3/18 N Fordham^ W, 7-6 3/19 N Ohio State^ L, 3-7 3/20 N South Alabama^ L, 5-11 3/27 A Boston College* W, 9-4 3/27 A Boston College* W, 3-1 3/28 A Boston College* L, 1-3 3/31 A Yale L, 1-5 4/3 A Seton Hall* W, 4-3 4/4 A Seton Hall* W, 6-3 4/4 A Seton Hall* L, 4-11 4/6 A Rhode Island W, 7-1 4/7 A Massachusetts W, 12-2 4/9 H Pittsburgh* W, 2-1 4/9 H Pittsburgh* L, 2-16 4/13 H Hartford L, 6-8 4/14 H Northeastern W, 8-4</p>
--	---	---	---



Year-By-Year Results

4/15 A Fairfield W, 3-2
 4/17 A Georgetown* L, 2-3
 4/17 A Georgetown* W, 13-2
 4/18 A Georgetown* W, 14-4
 4/20 H Holy Cross W, 11-3
 4/21 H Massachusetts W, 7-6
 4/24 H St. John's* W, 7-4
 4/24 H St. John's* L, 1-2
 4/25 H St. John's* W, 6-2
 4/27 A Central Conn. L, 2-10
 4/29 H Fairfield W, 5-2
 5/1 A Villanova* L, 6-8
 5/1 A Villanova* L, 5-6
 5/2 A Villanova* W, 13-9
 5/4 H Central Conn. W, 7-6
 5/5 H Rhode Island W, 7-3
 5/8 A Providence* L, 3-4
 5/8 A Providence* L, 1-4
 5/9 A Providence* W, 7-6
 5/15 H Pittsburgh* W, 5-3
 5/18 N Seton Hall% L, 5-6
 5/19 N Villanova% W, 10-5
 5/20 N St. John's% L, 0-9
 5/28 N Oklahoma St. \$ L, 5-9
 5/29 N Fordham \$ L, 0-5

^ - Played in Florida
 * - BIG EAST Conference Game
 % - BIG EAST Championship
 \$ - NCAA Tournament

1992 (26-19-1, 13-7 BIG EAST)

3/7 N Penn State^ L, 6-5
 3/8 N St. Leo^ W, 16-7
 3/9 N Oklahoma State^ L, 3-5
 3/10 N Ithaca^ W, 8-6
 3/11 A South Florida L, 8-12
 3/12 N Oklahoma State^ L, 5-10
 3/13 A Florida W, 7-1
 3/14 N Northeast Illinois W, 12-4
 3/14 A Florida Southern L, 5-11
 3/18 H Rhode Island W, 16-4
 3/29 H Villanova* L, 1-11
 3/29 H Villanova* W, 20-2
 3/30 H Villanova* L, 4-8
 4/1 A Yale L, 6-7
 4/2 A Fairfield L, 1-4
 4/4 A Seton Hall* L, 1-2
 4/4 A Seton Hall* L, 2-3
 4/5 A Seton Hall* W, 5-4
 4/7 A Massachusetts L, 1-4
 4/8 A Rhode Island W, 5-0
 4/9 H Hartford L, 4-5
 4/11 H Georgetown* W, 21-2
 4/11 H Georgetown* W, 6-0
 4/12 H Georgetown* W, 6-2
 4/13 H Providence* W, 10-7
 4/14 H Hartford L, 4-14
 4/15 A Northeastern W, 9-4
 4/18 A Pittsburgh* W, 8-5
 4/18 A Pittsburgh* W, 10-3
 4/19 A Pittsburgh W, 12-4
 4/22 A Holy Cross T, 1-1
 4/23 H Fairfield W, 6-4
 4/25 A St. John's* L, 2-3
 4/25 A St. John's* L, 8-9
 4/26 A St. John's* W, 9-7
 4/28 H Central Conn. W, 11-3
 4/30 A Central Conn. L, 4-5
 5/2 H Boston College* L, 1-4
 5/2 H Boston College* W, 11-0
 5/3 H Boston College* W, 13-6
 5/10 H Providence* W, 4-3
 5/12 N Seton Hall% W, 14-2
 5/13 N Providence% L, 2-13
 5/14 N Seton Hall% W, 4-3
 5/14 N Providence% W, 11-8
 5/15 N Providence% L, 3-5

^ - Played in Florida
 * - BIG EAST Conference Game
 % - BIG EAST Championship

1991 (16-25-1, 8-12 BIG EAST)

3/10 N Ithaca^ W, 4-3
 3/10 N St. Leo^ W, 8-2
 3/11 N Florida Southern^ L, 1-7
 3/12 N Chicago State^ W, 11-4
 3/12 A Eckerd^ L, 1-13
 3/13 N Fordham^ L, 8-10
 3/14 N Liberty L, 6-7

3/14 N Florida Southern^ L, 5-6
 3/16 N Michigan State^ L, 2-3
 3/20 H Rhode Island L, 2-5
 3/21 H Holy Cross W, 7-4
 3/24 A Villanova* W, 10-8
 3/25 A Villanova* L, 3-4
 3/25 A Villanova* W, 11-4
 3/28 A Massachusetts T, 6-6
 3/29 H Pittsburgh* L, 5-7
 3/30 H Pittsburgh* W, 6-2
 3/31 H Pittsburgh* W, 14-6
 4/3 H Yale L, 5-6
 4/4 H Fairfield W, 9-2
 4/6 H Seton Hall* L, 3-4
 4/6 H Seton Hall* L, 16-10
 4/7 H Seton Hall* L, 5-6
 4/9 H Massachusetts L, 4-11
 4/10 A Rhode Island W, 15-14
 4/11 A Hartford L, 7-10
 4/13 A Georgetown* W, 9-0
 4/14 A Georgetown* L, 1-3
 4/14 A Georgetown* W, 9-4
 4/16 H Hartford L, 6-13
 4/17 A Holy Cross W, 7-6
 4/20 H St. John's* L, 1-9
 4/20 H St. John's* L, 0-11
 4/23 H Northeastern L, 6-10
 4/25 A Fairfield W, 7-2
 4/27 A Boston College* L, 1-15
 4/27 A Boston College* W, 8-2
 4/28 A Boston College* L, 0-9
 5/2 H Brown L, 6-10
 5/3 A Providence* L, 7-15
 5/5 A Providence* L, 7-11
 5/5 A Providence* W, 6-5

^ - Played in Florida
 * - BIG EAST Conference Game

1990 (27-19-1, 12-9 BIG EAST)

3/11 A UNC Charlotte L, 1-2
 3/12 A UNC Charlotte L, 3-8
 3/13 N Wingate College^ W, 13-8
 3/13 A Wake Forest W, 11-2
 3/14 A Wake Forest W, 7-5
 3/15 A North Carolina L, 1-7
 3/16 A North Carolina L, 0-3
 3/21 H Rhode Island W, 7-0
 3/22 H Siena T, 5-5
 3/24 H Boston College* W, 7-0
 3/24 H Boston College* W, 5-4
 3/25 H Boston College* W, 7-1
 3/27 A Massachusetts W, 16-0
 3/28 H Hartford W, 8-6
 4/2 A Seton Hall* L, 0-1
 4/2 A Seton Hall* L, 4-11
 4/4 A Yale W, 4-1
 4/5 A Fairfield L, 3-4
 4/8 H Villanova* L, 1-4
 4/8 H Villanova* L, 1-5
 4/9 H Villanova* W, 4-3
 4/10 H Massachusetts W, 8-7
 4/12 A St. John's* L, 1-4
 4/14 A St. John's* L, 1-2
 4/14 A St. John's* W, 4-2
 4/18 A Hartford L, 3-6
 4/19 H Central Conn. W, 15-4
 4/22 H Georgetown* W, 9-1
 4/22 H Georgetown* W, 6-0
 4/23 H Georgetown* W, 4-3
 4/24 A Northeastern L, 2-5
 4/26 H Fairfield W, 17-9
 4/27 H Maine L, 3-17
 4/28 H Providence* W, 1-0
 4/28 H Providence* L, 2-6
 4/29 H Providence* L, 7-8
 5/1 A Central Conn. W, 3-2
 5/3 A Brown W, 10-8
 5/5 A Pittsburgh* W, 8-3
 5/6 A Pittsburgh* W, 16-4
 5/6 A Pittsburgh* W, 15-3
 5/12 A Seton Hall* L, 1-2
 5/15 N Seton Hall% W, 11-3
 5/18 N Villanova% W, 1-0
 5/19 N Seton Hall% W, 4-3
 5/24 N Georgia \$ L, 2-7
 5/25 N Rutgers \$ L, 5-15

^ - Played at Wake Forest
 * - BIG EAST Conference Game
 % - BIG EAST Championship

1989 (26-17, 9-9 BIG EAST)

3/11 A VCU L, 0-4
 3/12 A East Carolina L, 0-8
 3/12 A East Carolina L, 2-7
 3/14 N St. Andrew's W, 11-2
 3/14 A Wake Forest L, 7-14
 3/16 A Elon W, 3-4
 3/16 A Elon W, 3-5
 3/17 A Richmond L, 4-7
 3/18 A George Mason W, 5-3
 3/22 H Rhode Island W, 6-3
 3/23 H Boston College* W, 6-4
 3/25 H Boston College* L, 3-4
 3/25 H Boston College* W, 5-2
 3/28 A Massachusetts W, 10-8
 3/29 H Hartford W, 6-3
 4/1 A Providence* L, 5-7
 4/1 A Providence* L, 3-10
 4/2 A Providence* W, 14-1
 4/5 H Yale W, 6-5
 4/8 A St. John's* W, 7-1
 4/8 A St. John's* L, 2-11
 4/9 A St. John's* L, 2-4
 4/11 H Massachusetts W, 11-0
 4/12 A Rhode Island A, 3-1
 4/13 H Hartford W, 6-2
 4/15 A Boston College* W, 10-1
 4/15 A Boston College* L, 1-2
 4/17 A Boston College* L, 1-9
 4/18 A Hartford W, 8-7
 4/19 H Fairfield W, 4-1
 4/22 H Providence* L, 2-4
 4/22 H Providence* L, 2-4
 4/23 H Providence* W, 6-4
 4/26 H Northeastern W, 8-3
 4/28 A Fairfield W, 11-3
 4/29 H St. John's* W, 3-2
 4/29 H St. John's* W, 3-2
 4/30 H St. John's* W, 8-4
 5/6 H Central Conn. W, 20-4
 5/7 H Brown W, 14-7
 5/14 N Boston College% W, 3-1
 5/17 N Seton Hall% L, 2-8
 5/17 N Providence% L, 3-5

^ - Played at Wake Forest
 * - BIG EAST Conference Game
 % - BIG EAST Championship

1988 (24-18, 7-11 BIG EAST)

Dates & Locations Not Available
 Towson W, 6-4
 George Mason W, 5-4
 Vermont W, 10-7 (8)
 East Carolina L, 0-5
 East Carolina W, 10-2
 Wisconsin W, 9-2
 Wisconsin L, 4-20
 Wisconsin W, 11-9
 Duke W, 5-4
 Rhode Island W, 10-0
 Providence* W, 5-1
 Providence* W, 4-3
 Providence* L, 1-6
 Massachusetts L, 0-6
 Yale W, 5-2
 Boston College* W, 12-4
 Boston College* L, 2-3
 Boston College* W, 4-1 (12)
 Yale L, 9-0
 Fairfield W, 8-0
 St. John's* L, 0-1
 St. John's* L, 2-5
 St. John's* L, 1-5
 Rhode Island W, 6-5
 Hartford W, 7-6
 Providence* L, 3-4 (8)
 Providence* L, 5-6
 Providence* L, 2-9
 Hartford L, 4-5 (11)
 Central Conn. W, 3-1
 Boston College* L, 2-5
 Boston College* L, 6-9 (12)
 Boston College* W, 7-4
 Massachusetts L, 6-17
 St. John's* L, 4-5
 St. John's* W, 3-2 (10)
 Holy Cross W, 5-3
 Central Conn. W, 11-5
 Maine W, 7-3

Maine L, 2-6
 Maine W, 4-2
 * - BIG EAST Conference Game

1987 (23-16, 11-7 BIG EAST)

Dates and Locations Not Available
 Delaware L, 5-12
 George Mason L, 6-7
 George Mason W, 10-4
 Bradley W, 10-3
 Davidson L, 5-9
 North Carolina L, 2-21
 Bradley L, 4-11
 East Illinois L, 4-10
 Duke L, 1-5
 C.W. Post W, 14-2
 Rhode Island W, 9-3
 Providence* L, 3-4 (10)
 Providence* W, 8-7
 Providence* W, 8-3
 Yale W, 16-2
 Fairfield W, 20-3
 St. John's* L, 0-1
 St. John's* L, 4-5
 Yale W, 6-0
 Fairfield W, 14-8
 Boston College* W, 4-1
 Boston College* W, 5-4
 Boston College* L, 8-12
 Rhode Island W, 9-8
 St. John's* L, 4-7
 St. John's* W, 6-2
 St. John's* W, 7-6
 Central Conn. W, 26-6
 Boston College* W, 4-1
 Boston College* W, 3-2
 Boston College* L, 2-19
 Providence* W, 6-4
 Providence* W, 13-10
 Providence* L, 7-8
 Central Conn. W, 5-4
 Northeastern W, 11-5
 Seton Hall % L, 2-6
 St. John's % L, 4-13

* - BIG EAST Conference Game
 % - BIG EAST Championship

1986 (18-21, 10-8 BIG EAST)

Dates & Locations Not Available
 Davidson L, 4-10
 Davidson L, 7-17
 George Mason L, 2-3
 UNC Charlotte L, 7-8
 George Mason L, 2-3
 Virginia L, 2-11
 East Carolina L, 3-6
 Virginia L, 6-8
 Seton Hall L, 5-7
 Seton Hall W, 3-2
 Hartford W, 6-1
 St. John's* L, 3-5
 St. John's* L, 1-5
 St. John's* L, 1-7
 Massachusetts W, 10-9
 Yale L, 5-9
 Providence* W, 8-7
 Providence* W, 7-4
 Providence* L, 0-5
 Yale W, 7-5
 Fairfield W, 6-2
 Boston College* W, 17-6
 Boston College* W, 17-6
 Boston College* W, 8-3
 Boston College* W, 7-2
 Rhode Island L, 2-5
 Siena L, 4-10
 Providence* L, 6-7
 Providence* W, 16-5
 Providence* L, 3-13
 Holy Cross W, 12-7
 Boston College* L, 3-4
 Boston College* W, 10-6
 Boston College* W, 9-8
 Massachusetts L, 4-10
 Fairfield W, 6-1
 Holy Cross W, 11-5
 St. John's* W, 8-3
 St. John's* L, 3-4

2011 BIG EAST Baseball

Regular Season Champions

Clemson Regional Champions

NCAA Super Regional Participant

St. John's* W, 3-1
 * - BIG EAST Conference Game

1985 (20-24-1, 12-9 BIG EAST)

Locations Not Available
 3/9 Appalachian State L, 6-9
 3/9 Appalachian State L, 6-10
 3/10 South Carolina L, 4-10
 3/11 Davidson W, 11-10
 3/12 Davidson W, 15-12
 3/13 Purdue L, 1-5
 3/13 UNC-Chapel Hill L, 0-8
 3/14 UNC-Chapel Hill L, 5-6
 3/15 East Carolina L, 7-10
 3/16 East Carolina L, 5-6
 3/16 East Carolina W, 6-1
 3/30 Boston College* L, 4-9
 3/30 Boston College* W, 2-0
 3/31 Boston College* W, 8-2
 4/2 Massachusetts L, 3-6
 4/3 Yale T, 4-4
 4/4 St. John's* W, 2-0
 4/6 St. John's* W, 7-6
 4/6 St. John's* W, 2-1
 4/9 New Hampshire L, 10-16
 4/10 Fairfield L, 1-4
 4/11 Hartford W, 18-1
 4/13 Providence* W, 6-0
 4/13 Providence* L, 0-1
 4/14 Providence* W, 4-0
 4/16 Boston University W, 26-0
 4/17 Rhode Island L, 0-2
 4/18 Siena L, 2-4
 4/20 Providence* L, 4-8
 4/20 Providence* W, 2-1
 4/21 Providence* W, 7-4
 4/23 Holy Cross W, 14-4
 4/25 Fairfield L, 4-5
 4/27 St. John's* L, 1-5
 4/27 St. John's* W, 4-2
 4/28 St. John's* L, 3-12
 4/30 Massachusetts W, 16-10
 5/1 Brown W, 11-5
 5/2 Northeastern L, 2-4
 5/4 Boston College* L, 1-2
 5/5 Boston College* W, 7-5
 5/5 Boston College* L, 6-11
 5/16 Georgetown % W, 11-9
 5/17 St. John's % L, 5-6
 5/18 Seton Hall % L, 2-8
 * - BIG EAST Conference Game
 % - BIG EAST Championship

1984 (20-19)

Locations Not Available
 3/10 Davidson W, 11-5
 3/11 North Carolina L, 6-7
 3/11 Eastern Kentucky W, 4-0
 3/12 Davidson L, 3-4
 3/14 North Carolina L, 0-14
 3/15 North Carolina W, 9-4
 3/16 East Carolina L, 6-7
 3/17 East Carolina L, 4-8
 3/17 East Carolina L, 4-5
 3/24 FDU L, 2-3
 4/3 Massachusetts W, 4-0
 4/4 Yale W, 5-4
 4/6 Harvard L, 10-14
 4/7 Maine W, 1-0
 4/7 Maine L, 4-5
 4/8 Maine L, 1-2
 4/8 Maine W, 8-0
 4/11 St. John's W, 8-7
 4/13 Northeastern W, 4-3
 4/17 Providence L, 1-2
 4/18 Rhode Island W, 7-3
 4/19 Holy Cross L, 6-11
 4/20 Fairfield W, 14-4
 4/21 St. John's L, 3-4
 4/23 Boston College W, 7-6
 4/23 Boston College W, 6-1
 4/26 Holy Cross W, 9-4
 4/27 Fairfield W, 5-1
 4/28 Vermont L, 2-4
 4/28 Vermont W, 7-5
 4/30 Brown W, 21-1
 5/1 Massachusetts L, 1-6
 5/1 Providence L, 3-5

5/1 Northeastern W, 12-5
 5/6 New York Tech L, 1-8
 5/17 Providence % L, 5-6
 5/18 New Hampshire % W, 10-9
 5/19 Providence % W, 6-5
 5/20 Maine % L, 1-12
 % - ECAC Championship

1983 (19-14-1)

Locations Not Available
 3/12 East Carolina L, 3-8
 3/13 East Carolina L, 8-9
 3/13 East Carolina L, 10-11
 3/14 UNC-Chapel Hill W, 11-9
 3/15 UNC-Chapel Hill L, 2-18
 3/16 Davidson W, 14-2
 3/26 Seton Hall W, 3-1
 3/26 Seton Hall L, 3-5
 3/30 Providence W, 20-4
 4/1 Fairfield W, 12-5
 4/2 Vermont W, 9-6
 4/2 Vermont T, 3-3
 4/5 Massachusetts W, 5-7
 4/6 Yale W, 8-0
 4/8 Harvard L, 1-5
 4/9 Northeastern W, 4-1
 4/12 Providence W, 9-4
 4/13 St. John's L, 2-5
 4/17 Northeastern W, 7-4
 4/21 Holy Cross L, 3-5
 4/22 Fairfield W, 2-1
 4/23 St. John's W, 4-2
 4/27 Army W, 5-4
 4/28 Holy Cross W, 7-4
 5/3 Massachusetts L, 6-7
 5/7 New Hampshire L, 3-15
 5/7 New Hampshire L, 0-16
 5/8 New York Tech W, 10-5
 5/9 Brown W, 6-2
 5/13 Massachusetts % L, 7-8
 5/14 Providence % W, 5-0
 5/15 Massachusetts % W, 7-6
 5/15 Maine % W, 2-1
 5/15 Maine % L, 0-7
 % - ECAC Championship

1982 (9-22)

Locations Not Available
 3/12 East Carolina L, 0-11
 3/12 East Carolina L, 2-9
 3/13 East Carolina L, 2-4
 3/14 East Carolina L, 3-12
 3/15 North Carolina W, 5-4
 3/15 N.C. State L, 9-12
 3/16 N.C. State L, 0-5
 3/17 North Carolina L, 3-5
 3/28 New York Tech L, 1-7
 4/3 Maine L, 0-5
 4/13 Brown W, 8-4
 4/15 St. John's W, 4-0
 4/16 Providence W, 6-1
 4/17 Siena W, 13-5
 4/17 Siena L, 3-5
 4/18 Providence L, 0-4
 4/20 Brown L, 11-16
 4/21 Rhode Island L, 1-3
 4/22 Holy Cross W, 2-0
 4/23 Fairfield L, 2-9
 4/24 St. John's L, 10-13
 4/25 St. Francis L, 4-6
 4/25 St. Francis L, 3-11
 4/27 Boston College L, 1-4
 4/29 Fairfield L, 6-8
 4/30 Providence L, 6-7
 5/1 New Hampshire L, 2-9
 5/1 New Hampshire W, 6-1
 5/4 Massachusetts W, 8-6
 5/5 Harvard L, 4-5
 5/9 Northeastern W, 9-3

1981 (24-19-2)

Results Not Available At this Time

1980 (20-22)

Dates & Locations Not Available
 N.C. Wesleyan L, 3-4
 East Carolina L, 1-2
 East Carolina L, 0-1
 East Carolina L, 3-4

East Carolina L, 3-6
 N.C. State L, 5-8
 N.C. State L, 6-10
 North Carolina W, 5-3
 North Carolina L, 2-5
 St. John's W, 4-0
 Iona W, 10-5
 Yale L, 1-2
 Army L, 2-3
 Maine W, 7-0
 Maine W, 10-2
 Brown W, 11-6
 Massachusetts L, 0-1
 Massachusetts L, 3-4
 Dartmouth W, 12-0
 Providence W, 4-1
 Fairfield L, 4-5
 Northeastern L, 3-4
 North Carolina L, 7-8
 Siena W, 6-0
 Siena W, 6-3
 Brown L, 7-8
 Providence W, 8-7
 Northeastern W, 11-0
 Rhode Island W, 4-3
 Rhode Island W, 2-1
 Boston College L, 3-8
 Fairfield W, 2-1
 Holy Cross L, 2-5
 New Hampshire W, 6-0
 New Hampshire L, 3-4
 Vermont W, 6-1
 Vermont L, 3-2
 Maine % L, 9-3
 New Hampshire % W, 9-3
 Holy Cross % W, 4-2
 Maine % W, 2-1
 Maine % L, 10-1
 % - ECAC Championship

1979 (31-13)

Dates & Locations Not Available
 East Carolina W, 4-3
 East Carolina L, 0-4
 East Carolina L, 0-5
 East Carolina L, 0-6
 N.C. State W, 1-0
 North Carolina W, 17-8
 North Carolina L, 3-9
 Baltimore L, 2-3
 St. John's W, 10-3
 Iona W, 26-1
 New Hampshire L, 0-3
 New Hampshire W, 11-5
 Dartmouth W, 1-0
 Rhode Island W, 3-0
 Rhode Island W, 9-1
 Providence W, 9-1
 Northeastern W, 4-2
 Massachusetts W, 3-2
 Massachusetts L, 0-3
 Fairfield W, 5-4
 Boston College W, 18-9
 Brown W, 12-5
 Brown W, 5-3
 Providence W, 8-4
 Vermont W, 6-5
 Vermont W, 6-3
 Northeastern W, 6-5
 Massachusetts W, 6-1
 Holy Cross W, 1-0
 Maine L, 0-7
 Maine L, 1-5
 Fairfield W, 8-7
 Fairfield % L, 1-2
 Maine % W, 4-0
 Fairfield % W, 12-2
 Massachusetts % W, 14-10
 Massachusetts % W, 8-1
 Navy # W, 5-4
 St. John's # L, 3-6
 Nebraska # W, 15-0
 St. John's # W, 14-4
 St. John's # W, 4-0
 Texas ! L, 5-11
 Fullerton State ! L, 3-8
 \$-- ECAC Championship
 #-- NCAA Tournament
 !—College World Series

1978 (17-14)

Dates & Locations Not Available
 Pembroke W, 6-2
 Pembroke W, 9-8
 Pembroke W, 6-5
 Methodist W, 6-2
 Methodist W, 5-4
 Pembroke W, 7-0
 Holy Cross W, 4-2
 Yale W, 5-3
 Iona L, 4-8
 Boston College L, 1-5
 Rhode Island W, 8-2
 Providence L, 4-5
 Northeastern L, 7-8
 Dartmouth W, 23-0
 Vermont L, 4-12
 New Hampshire W, 2-1
 New Hampshire L, 0-4
 Fairfield L, 3-7
 Providence L, 2-7
 Brown W, 3-2
 Brown W, 8-3
 Maine L, 5-6
 Maine L, 2-7
 St. John's W, 7-5
 Massachusetts L, 1-3
 Massachusetts L, 1-5
 Brown L, 1-6
 Rhode Island W, 7-0
 Rhode Island W, 5-1
 Fairfield W, 9-1
 Massachusetts W, 6-13

1977 (28-8)

Results Not Available At this Time

1976 (24-7)

Results Not Available At this Time

1975 (16-5-2)

Results Not Available At this Time

1974 (12-9)

Results Not Available At this Time

1973 (10-8-1)

Results Not Available At this Time

1972 (20-7)

Results Not Available At this Time

1971 (20-4)

Results Not Available At this Time

1970 (18-12)

Results Not Available At this Time

1969 (10-16)

Results Not Available At this Time

1968 (17-10)

Results Not Available At this Time

1967 (16-5)

Results Not Available At this Time

1966 (12-6)

Results Not Available At this Time

1965 (17-8)

Results Not Available At this Time

1964 (8-12-1)

Results Not Available At this Time

1963 (14-9)

Results Not Available At this Time

1962 (7-7-1)

Results Not Available At this Time

1961 (24-19-2)

4/8 AIC W, 5-3
 4/11 Rhode Island W, 7-0
 4/13 Springfield W, 5-1
 4/18 Wesleyan W, 7-2
 4/20 Brown L, 11-16
 4/21 Rhode Island L, 1-3

4/22 Holy Cross W, 2-0
 4/23 Fairfield L, 2-9
 4/24 St. John's L, 10-13
 4/25 St. Francis L, 4-6
 4/25 St. Francis L, 3-11
 4/27 Boston College L, 1-4
 4/29 Fairfield L, 6-8
 4/30 Providence L, 6-7
 5/1 New Hampshire L, 2-9
 5/1 New Hampshire W, 6-1
 5/4 Massachusetts W, 8-6
 5/5 Harvard L, 4-5
 5/9 Northeastern W, 9-3

1960 (13-3)

4/12 Rhode Island W, 3-1
 4/14 AIC W, 2-1
 4/16 Yale W, 4-2
 4/19 Wesleyan W, 4-0
 4/23 Boston University W, 8-0
 4/25 New Hampshire W, 13-1
 4/29 Maine W, 4-2
 4/30 Maine L, 2-5
 5/3 Massachusetts W, 13-7
 5/6 Vermont W, 6-3
 5/7 Vermont W, 6-0
 5/10 Coast Guard W, 3-1
 5/14 New Hampshire W, 4-0
 5/18 Massachusetts L, 1-2
 5/21 Rhode Island W, 6-3
 Boston College \$ L, 1-2
 \$-- NCAA Tournament

1959 (17-2)

4/4 Yale W, 7-1
 4/16 Northeastern W, 6-1
 4/18 Rhode Island W, 23-4
 4/21 Wesleyan W, 7-0
 4/22 New Hampshire W, 4-0
 4/25 Boston University W, 6-3
 4/28 Massachusetts W, 9-4
 5/1 Vermont W, 4-1
 5/2 Vermont W, 8-3
 5/6 Coast Guard W, 1-0
 5/7 Rhode Island W, 12-6
 5/9 New Hampshire W, 10-4
 5/11 AIC W, 8-3
 5/15 Maine W, 4-2
 5/16 Maine W, 5-3
 5/22 Springfield W, 3-1
 5/23 Massachusetts W, 10-4
 Penn State \$ L, 3-5
 Western Michigan \$ L, 6-14
 \$-- NCAA Tournament

1958 (11-5)

4/11 Maine n/a
 4/12 Maine n/a
 4/16 Massachusetts W, 6-1
 4/17 Northeastern W, 10-4
 4/19 Rhode Island W, 13-2
 4/23 Wesleyan W, 6-2
 4/26 Boston University L, 0-1
 4/30 AIC L, 2-4
 5/3 New Hampshire W, 9-1
 5/5 Massachusetts W, 5-4
 5/10 New Hampshire W, 13-0
 5/17 Springfield W, 5-4
 5/21 Holy Cross L, 0-10
 5/23 Vermont W, 5-1
 5/24 Vermont L, 1-8
 Dartmouth \$ W, 1-0
 Dartmouth \$ W, 10-0
 Holy Cross \$ L, 1-2
 \$-- NCAA Tournament

1957 (14-10)

4/11 Northeastern W, 2-1
 4/13 Maine L, 4-6
 4/16 Massachusetts W, 6-0
 4/19 Massachusetts W, 2-1
 4/22 Wesleyan L, 4-5
 4/25 Boston University W, 2-0
 4/27 Vermont W, 9-4
 4/27 Vermont L, 1-3
 4/30 Yale W, 8-3
 5/2 Holy Cross W, 2-1
 5/6 Coast Guard W, 8-6
 5/9 Rhode Island W, 20-6

2011 BIG EAST Baseball

Regular Season Champions

Clemson Regional Champions

NCAA Super Regional Participant

1932 (2-11)
Dates & Locations Not Available
 Army L, 2-18
 Maine L, 3-4
 Norwich L, 4-5
 Massachusetts St. L, 1-3
 Williams L, 7-9
 Clark L, 3-5
 Lowell Textile L, 4-11
 Rhode Island L, 7-12
 New Hampshire L, 0-8
 Trinity W, 4-2
 Wesleyan L, 8-11
 Rhode Island L, 1-3
 Springfield W, 15-9

1931 (2-8)
Dates & Locations Not Available
 Army L, 3-4
 Maine W, 5-4
 Trinity L, 2-8
 Rhode Island L, 2-18
 Trinity L, 7-9
 Wesleyan L, 3-7
 Brown L, 5-11
 Norwich L, 4-7
 Rhode Island L, 2-6
 New Hampshire W, 13-5

1930 (8-7)
Dates & Locations Not Available
 E. Stroudsburg Teachers W, 3-1
 Pratt W, 11-2
 Clark W, 6-5
 Springfield W, 9-4
 Vermont L, 2-3
 Wesleyan L, 6-7
 Trinity W, 21-4
 Rhode Island L, 1-8
 New Hampshire L, 2-3
 Colby W, 12-6
 Maine W, 10-4
 Bates L, 4-9
 Trinity L, 2-3
 Wesleyan L, 1-8
 Rhode Island W, 3-2

1929 (10-7)
Dates & Locations Not Available
 Maine L, 6-7
 Providence L, 3-9
 Clark L, 1-3
 Wesleyan W, 2-1
 Trinity W, 4-3
 Williams L, 4-5
 Vermont W, 3-2
 Springfield W, 5-0
 Norwich W, 9-1
 Rhode Island W, 7-1
 Trinity W, 4-1
 Wesleyan W, 13-3
 Rhode Island W, 9-8
 Arnold W, 10-0
 New Hampshire L, 5-6
 Colby L, 6-9
 Springfield L, 4-10

1928 (4-6)
Dates & Locations Not Available
 Springfield W, 10-9
 Clark W, 5-1
 Wesleyan L, 2-10
 Bowdoin L, 2-12
 Bates L, 2-9
 Colby W, 9-8
 Maine W, 8-7
 Wesleyan L, 4-5
 Rhode Island L, 2-5
 Rhode Island L, 8-9

1927 (3-8)
Dates & Locations Not Available
 Rensselaer L, 2-8
 Williams L, 3-6
 Springfield L, 0-2
 Wesleyan L, 0-1
 Springfield L, 5-7
 Vermont L, 1-6
 Norwich L, 4-5
 Trinity W, 7-5

Rhode Island W, 8-3
 Rhode Island L, 2-8
 New Hampshire W, 3-0

1926 (7-7)
Dates & Locations Not Available
 Brown L, 7-10
 Tufts W, 5-3
 Trinity W, 10-3
 Clark W, 7-2
 Springfield L, 4-5
 Rhode Island L, 6-10
 Trinity L, 1-5
 Springfield L, 5-13
 Colby W, 9-7
 Maine W, 7-3
 New Hampshire L, 0-7
 Rhode Island W, 9-7
 Amherst L, 2-8
 Massachusetts St. W, 5-3

1925 (7-5-1)
Dates & Locations Not Available
 Brown L, 1-5
 Wesleyan T, 6-6
 Colby L, 4-10
 Trinity W, 9-1
 Springfield L, 2-6
 Clark W, 5-0
 Rhode Island W, 19-6
 Springfield W, 5-4
 New Hampshire W, 7-5
 Trinity W, 6-5
 Rhode Island L, 4-6
 Massachusetts St. L, 3-4
 Massachusetts St. W, 8-0

1924 (5-8)
Dates & Locations Not Available
 Brown L, 2-18
 St. Stephens W, 15-7
 Army L, 4-11
 Maine W, 10-2
 Wesleyan L, 1-5
 Tufts L, 4-8
 Clark L, 1-8
 Massachusetts St. L, 3-6
 Trinity W, 19-9
 Rhode Island L, 1-8
 Massachusetts St. L, 3-6
 Springfield L, 7-6
 Rhode Island W, 9-6

1923 (4-9)
Dates & Locations Not Available
 Boston University L, 1-11
 Clark W, 5-4
 Brown L, 1-7
 Harvard L, 5-6
 Coast Guard W, 20-1
 Colby L, 5-9
 Springfield W, 8-3
 Tufts L, 6-7
 Northeastern L, 3-5
 Rhode Island L, 4-5
 Trinity W, 8-6
 Holy Cross L, 0-21
 Springfield L, 4-16

1922 (8-9)
Dates & Locations Not Available
 Brown L, 1-4
 Massachusetts St. W, 2-1
 Boston College L, 2-15
 Springfield L, 1-3
 Clark W, 7-0
 Massachusetts St. L, 2-3
 Worcester Poly W, 6-2
 Springfield L, 1-6
 Trinity W, 4-1
 Bates W, 1-0
 Wesleyan W, 10-3
 Rhode Island L, 2-3
 Wesleyan W, 8-5
 Rhode Island L, 2-3
 New Hampshire L, 1-7
 Syracuse L, 2-8
 Providence W, 9-1

1921 (4-11)
Dates & Locations Not Available
 Brown L, 2-3
 Wesleyan L, 2-10

Worcester Poly L, 3-4
 Springfield L, 3-10
 Rhode Island L, 4-8
 Massachusetts St. L, 0-5
 Springfield L, 1-3
 Trinity W, 11-3
 Williams L, 4-6
 Trinity W, 13-1
 Wentworth Inst. W, 5-4
 Lowell Textile L, 2-4
 Manhattan L, 2-6
 Boston College L, 0-15
 Clark W, 10-0

1920 (3-8)
Dates & Locations Not Available
 Brown L, 2-3
 Springfield L, 0-3
 Massachusetts St. L, 1-5
 Springfield L, 1-13
 Wentworth Inst. W, 5-3
 Trinity W, 3-0
 Rhode Island L, 2-8
 St. Michaels W, 5-4
 Vermont L, 0-6
 Middlebury L, 1-8
 Massachusetts St. L, 3-7

1919 (5-6)
Dates & Locations Not Available
 Wesleyan L, 3-12
 Worcester Poly L, 6-16
 New Hampshire W, 7-5
 Rhode Island W, 3-2
 Rhode Island L, 2-5
 Seton Hall L, 4-11
 Trinity W, 4-0
 New Hampshire L, 4-5
 Boston College L, 5-12
 Middlebury W, 4-3
 Middlebury W, 7-5

1918
 No Competition

1917 (1-1)
Dates & Locations Not Available
 Worcester Poly W, 8-7
 Wentworth Inst. L, 7-17

1916 (1-8)
Dates & Locations Not Available
 Wesleyan L, 5-11
 Stevens L, 0-4
 Wesleyan L, 8-13
 City College of NY W, 10-9
 Worcester Poly L, 4-7
 Wentworth Inst. L, 5-11
 Boston College L, 0-18
 New Hampshire L, 6-7
 Rhode Island L, 2-3

1915 (1-7)
Dates & Locations Not Available
 Dean Academy L, 6-12
 Norwich Academy W, 8-4
 Colby L, 0-11
 Colby L, 2-10
 New Hampshire L, 0-8
 Worcester Acad. L, 2-14
 NYU L, 3-8
 Wentworth Inst. L, 1-11

1914 (0-4)
Dates & Locations Not Available
 Willie Emeralds L, 7-11
 Fort Wright L, 1-3
 Dean Academy L, 5-7
 Monson L, 6-14

1913 (4-6)
Dates & Locations Not Available
 Norwich Academy W, 3-2
 Dean Academy L, 0-6
 Williston L, 7-9
 Windham High L, 5-9
 NYU L, 0-6
 Springfield L, 4-11
 Monson W, 3-2
 Ford Wright L, 6-12
 Jewett City W, 6-4
 Willimantic W, 10-7

1912 (6-6)
Dates & Locations Not Available
 Middlebury L, 0-10
 Middlebury W, 2-1
 Dean Academy L, 1-6
 New Haven High W, 4-3
 Fort Wright W, 12-4
 Monson L, 0-10
 Norwich Academy L, 3-10
 Fort Wright W, 16-10
 Bulkeley W, 7-4
 Norwich Academy L, 7-10
 Springfield L, 0-3
 Hartford High W, 5-4

1911 (0-9)
Dates & Locations Not Available
 Hartford High L, 3-9
 Rockville High L, 9-17
 Springfield L, 2-14
 Norwich Academy L, 4-20
 Norwich Academy L, 0-11
 St. Anselms L, 0-21
 New Hampshire L, 6-9
 Boston College L, 1-11
 Monson L, 1-4

1910 (3-6)
Dates & Locations Not Available
 Rockville L, 5-7
 Rockville L, 3-11
 Windham High W, 12-2
 Wesleyan Academy W, 4-1
 Rhode Island L, 1-9
 Boston College L, 3-13
 Springfield L, 4-6
 Boston College L, 1-5
 Rhode Island W, 3-1

1909 (6-1)
Dates & Locations Not Available
 Springfield W, 18-8
 Windham High W, 6-5
 Stafford High W, 9-2
 Cushing Academy L, 2-4
 Boston College W, 7-2
 Rhode Island W, 6-1
 Hotchkiss W, 5-4

1908 (4-5-1)
Dates & Locations Not Available
 Rockville Volunteers W, 4-3
 Rockville Volunteers W, 10-0
 Williston L, 3-6
 Springfield L, 2-3
 Rhode Island L, 2-5
 Cushing Academy L, 4-5
 Worcester Acad. W, 14-12
 Mass. Aggies L, 0-4
 Rhode Island W, 5-2
 Springfield T, 5-5

1907 (4-5)
Dates & Locations Not Available
 Dean Academy L, 5-7
 Norwich L, 3-9
 Worcester Poly L, 1-6
 Williston L, 7-8
 Bulkeley High W, 16-8
 Rhode Island W, 5-4
 Norwich Acad. W, 11-1
 Willimantic W, 5-4
 Dean Academy L, 0-3

1906 (4-3)
Dates & Locations Not Available
 Rockville W, 2-0
 Northampton Business College W, 14-0
 Norwich Acad. W, 10-9
 Westminster L, 3-7
 Rhode Island L, 1-5
 Springfield High W, 8-2
 Mansfield High L, 6-14

1905 (3-3-1)
Dates & Locations Not Available
 Springfield L, 3-6
 Middletown High W, 8-0
 Bulkeley High T, 5-5
 Pomfret L, 2-3
 Killingly High W, 17-1

Cushing Academy L, 6-8
 Norwich Academy W, 7-5

1904 (3-1)
Dates & Locations Not Available
 Churchill Club L, 3-4
 Norwich Academy W, 7-5
 Windham High W, 16-5
 Eagleville W, 7-4

1903 (3-4)
Dates & Locations Not Available
 South Windham W, 11-9
 Windham High W, 12-6
 Eagleville L, 4-10
 Alethea A. C. L, 8-9
 Churchill Club W, 10-9
 Rhode Island L, 7-10
 Eagleville High L, 10-14

1902 (3-1)
Dates & Locations Not Available
 Windham High W, 12-1
 Eagleville High L, 4-19
 Willimantic YMCA W, 23-13
 South Windham W, 12-11

1901 (4-1)
Dates & Locations Not Available
 Middletown High W, 11-3
 Willimantic High W, 13-10
 Pomfret W, 14-2
 Massachusetts St. L, 5-1
 Willimantic W, 11-1

1900 (5-4)
Dates & Locations Not Available
 Rockville High W, 20-10
 Wesleyan Academy W, 7-4
 Childs Business College W, 23-2
 Holyoke High L, 11-17
 Willimantic High L, 7-12
 Mass. State L, 2-8
 Pomfret W, 9-2
 Rhode Island L, 3-4
 Willimantic High W, 11-1

1899 (3-3-1)
Dates & Locations Not Available
 Rockville High W, 31-12
 Willimantic High W, 9-8
 Pomfret W, 10-6
 Willimantic High L, 8-17
 Morse Business School L, 10-16
 Wilbraham Acad. T, 19-19
 Rhode Island L, 3-11

1898 (1-2)
Dates & Locations Not Available
 Windham High W, 15-9
 Faculty L, 10-11
 Willimantic YMCA L, 15-19

1897 (2-3)
Dates & Locations Not Available
 Baltics L, 13-15
 Eagleville High W, 8-7
 Windham High W, 40-20
 Eagleville High L, 18-27
 Windham High L, 11-14

1896 (3-4)
Dates & Locations Not Available
 Willimantic Model School W, 15-14
 Windham High W, 25-11
 Eagleville High L, 9-12
 Eagleville High L, 14-16
 Columbia High W, 42-2
 Windham High L, 11-17
 Rhode Island L, 6-22

