

**2012-13
WOMEN'S BASKETBALL
INFORMATION GUIDE**



KALIS LOYD
ALL-AMERICA CANDIDATE

2012-13

LAMAR UNIVERSITY

WOMEN'S BASKETBALL SCHEDULE

<i>Day</i>	<i>Date</i>	<i>Opponent</i>	<i>Time</i>
Friday	Nov. 9	at Baylor (FoxSports Southwest)	noon
Monday	Nov. 12	UT TYLER	7 p.m.
Thursday	Nov. 15	CENTENARY (LA.)	7 p.m.
Monday	Nov. 19	at Mississippi	7 p.m.
Wednesday	Nov. 21	at Louisiana-Monroe	2 p.m.
Monday	Nov. 26	OUR LADY OF THE LAKE	7 p.m.
Saturday	Dec. 1	at Texas Tech	1 p.m.
Tuesday	Dec. 18	NORTHWOOD	7 p.m.
Friday	Dec. 21	at Houston Baptist	6 p.m.
Sunday	Dec. 30	at Rice	2 p.m.
Thursday	Jan. 3	at Stephen F. Austin* (DH)	6 p.m.
Saturday	Jan. 5	at Northwestern State* (DH)	1 p.m.
Monday	Jan. 7	SOUTHEASTERN LOUISIANA* (DH)	5:30 p.m.
Thursday	Jan. 10	SAM HOUSTON STATE* (DH)	5:30 p.m.
Saturday	Jan. 12	TEXAS A&M-CORPUS CHRISTI* (DH)	4 p.m.
Saturday	Jan. 19	at McNeese State* (DH)	1 p.m.
Thursday	Jan. 24	at Oral Roberts* (DH) (ESPN3)	5 p.m.
Saturday	Jan. 26	at Central Arkansas* (DH)	2 p.m.
Thursday	Jan. 31	NORTHWESTERN STATE* (DH)	5:30 p.m.
Saturday	Feb. 2	STEPHEN F. AUSTIN* (DH)	12:30 p.m.
Thursday	Feb. 7	at Texas A&M-Corpus Christi * (DH)	5 p.m.
Saturday	Feb. 9	at Sam Houston State* (DH)	1:30 p.m.
Wednesday	Feb. 13	HOUSTON BAPTIST	7 p.m.
Saturday	Feb. 16	McNEESE STATE* (DH)	4 p.m.
Tuesday	Feb. 19	NICHOLLS* (DH)	5:30 p.m.
Thursday	Feb. 28	CENTRAL ARKANSAS* (DH) (ESPN3)	5:30 p.m.
Saturday	March 2	ORAL ROBERTS* (DH)	4 p.m.
Thursday	March 7	at Nicholls* (DH)	5:30 p.m.
Saturday	March 9	at Southeastern Louisiana* (DH)	2 p.m.
Wed.-Sat.	March 13-16	Southland Conf. Trn. (at Katy, Texas)	TBA

All times Central and subject to change.

* Southland Conference Game

(DH) Doubleheaders with Lamar men's basketball team

HOME GAMES IN BOLD RED CAPS

TABLE OF CONTENTS/QUICK FACTS

THIS IS LAMAR WOMEN'S BASKETBALL

2012-13 Schedule.....	Inside Front Cover
TV/Radio Chart.....	Inside Back Cover
Team Photo.....	Outside Back Cover
Quick Facts.....	1
President Dr. James Simmons.....	2

COACHES & STAFF

Head Coach Larry Tidwell.....	4-9
Assistant Coach John Ishee.....	10
Assistant Coach Ashley Crawford.....	11
Recruiting Coordinator Sunny Vadopalaite.....	12
Team Managers.....	13
Athletic Director Jason Henderson.....	14

2012-13 LADY CARDINALS

Rosters and Pronunciation Guide.....	16-17
Returning Players.....	18-33
Newcomers.....	34-41
2011-12 Season Preview.....	42

2011-12 IN REVIEW

2011-12 Results and Statistics.....	44-45
2011-12 Box Scores.....	46-53
2011-12 Statistical Metrics.....	54

SOUTHLAND CONFERENCE

2011-12 Southland Standings.....	55
2011-12 Southland Leaders.....	55-64
2012 Southland Conference Tournament.....	64
2011-12 Southland Conference Awards.....	65
2012-13 Preseason Polls.....	65
Southland Conference Map & Mileage Chart.....	66

HISTORY & RECORDS

Lady Cardinals Records.....	68-71
Year-By-Year Results.....	72
All-Time Coaches Records.....	72
Postseason Appearances.....	73
All-Time Opponents.....	73
Award Winners.....	74
All-Time Career Statistics.....	75-78
All-Time Game-By-Game Results.....	79-85
Media Relations.....	86

2012-13 OPPONENTS

Non-Conference Opponents.....	88-90
Southland Conference Opponents.....	90-92

THIS IS LAMAR UNIVERSITY

About Lamar University.....	94-95
Montagne Center.....	96-97
Lamar Athletics.....	98-105
Southeast Texas and Golden Triangle.....	106-107
Campus Map.....	108

QUICK FACTS

Location: Beaumont, Texas (Population: 118,548)
Founded: 1923
Enrollment: 14,675
Nickname: Lady Cardinals
Colors: Red (Pantone 186) and White
Arena: Montagne Center (10,080)
Conference: Southland
President: Dr. James M. Simmons
Athletic Director: Jason Henderson
SWA: Helene Thill
2010-11 Overall Record: 16-15
2010-11 Conference Record/Finish: 8-8/3rd East
Starters Returning/Lost: 2/3
Letter Winners Returning/Lost: 7/6
Head Coach: Larry Tidwell (106-55/5 seasons)
Assistant Coach: John Ishee
Assistant Coach: Ashley Crawford
Recruiting Coordinator: Sunny Vadopalaite
Women's Basketball Office: (409) 880-2238
Website: www.LamarCardinals.com
All-Time Record: 557-607
Media Relations Contact: Pat Murray
Office: (409) 880-2323
Cell: (409) 651-0521
Email: pat.murray@lamar.edu
Fax: (409) 880-2338
Press Row Phone: (409) 880-2343
NCAA XML Number: 346


MEDIA INFORMATION

This guide is designed to help you in your coverage of Lamar University women's basketball. It was designed and written by Lamar University Assistant Media Relations Director Pat Murray and edited by Assistant Athletic Director for Media Relations Erik J. Cox. Photos by Coby James, Anthony Vasser, Mike Tobias, Matt Billiot and Richard Bolling. If you need further assistance, please call Pat Murray at (409) 880-2323 {office} or (409) 651-0521 {cell} or email him at pat.murray@lamar.edu.



PRESIDENT DR. JAMES SIMMONS

Dr. James M. Simmons, Lamar University's president, has led Lamar into a new era of dynamic growth.



Momentum has been the watchword of Simmons' administration, a period in which enrollment recorded its largest increase in Lamar's almost 90-year

history, with more than 14,500 students in fall 2011. Even in the wake of two major storms – Hurricane Ike in 2008 and Hurricane Rita in 2005 – Simmons and his team kept classes and graduation on schedule, restoring the campus after substantial damage as well as adding state-of-the-art facilities.

In spring 2008, the university launched its first comprehensive campaign, "Investing in the Future," with the ambitious goal of \$100 million. Nearing that mark in January 2012, the goal was increased to \$125 million. Impact of the campaign is far reaching – to include endowments for four named academic departments, gifts to support revival of the Cardinals' football tradition, establishment of a major student fellowship program and substantial growth in scholarship funds.

Simmons, who is stepping down as president on Jan. 31, 2013, also im-

plemented a master plan to enhance the campus through landscaping and buildings, most notably the Cardinal Village residence halls, which now accommodate more than 2,500 students. The Dining Hall, which opened in spring of 2006, and the Sheila Umphrey Recreational Sports Center, dedicated in spring of 2007, further contributed to campus life.

Renovations and expansions of several major academic buildings have been completed, are under way or are in planning phases. Lamar has also seen major enhancements to its athletic facilities, with the crown jewels including Provost Umphrey Stadium and the Dauphin Athletic Complex. Vincent-Beck Stadium and McDonald Gym have enjoyed major upgrades, and the LU Soccer and Softball Complex opened in 2009.

The university's designation as a Doctoral Research University by the Carnegie Foundation for the Advancement of Teaching is a powerful affirmation of Lamar's high level of research activities. Recognizing that online programs are vital to the university's future, Simmons has continually sought growth in that area. Today, more than 30 percent of LU's credit hours are now generated through online courses; nearly 4,200 of the university's students learn entirely online, and LU is a recognized leader in online education.

Simmons took office as president on Sept. 1, 1999, bringing a wealth of perspective to the position. A Lamar veteran of more than four decades, he previously served as dean of the College of Fine Arts and Communication and as interim executive director of university advancement.

He began his Lamar career in 1970 as an instructor and director of the marching band. He quickly rose through the ranks, serving as director of bands and as chair of the music department. Simmons is also a leader in community service, having garnered dozens of awards and accolades. He has attracted acclaim as an orchestra leader and as a performer on clarinet, saxophone and piano. Because of his leadership role, those pursuits have taken a back seat, but he often says music is his first love, and he continues to grace the stage.

Simmons is known as an administrator with a strong sense of direction and a keen ability to attract and cultivate talented faculty – who, he stresses, are professionals who teach rather than professional teachers. His

President's Staff

Dr. James M. Simmons
University President

Dr. Stephen Doblin
Provost and Vice President for Academic Affairs

Dr. Kevin Smith
Senior Associate Provost

Norman Bellard
Interim Vice President for Student Affairs

Dr. Gregg Lassen
Vice President for Finance and Operations

Camille Mouton
Vice President for University Advancement

Jason Henderson
Interim Director of Athletics

Dr. Jack Hopper
Associate Provost for Research

Dr. Oney Fitzpatrick
Associate Provost for Student Retention

innovative approaches to the pursuit of academic excellence and his winning rapport with students, faculty, staff and the community are defining qualities.

In April 2009, Simmons received the Chief Executive Leadership Award from District 4 of the Council for Advancement and Support of Education (CASE), which includes Texas, New Mexico, Arkansas, Oklahoma and Mexico. In 2011, he was named Newsmaker of the Decade by the Press Club of Southeast Texas. Another honor came his way in 2012 when Phi Beta Mu International Bandmasters Fraternity inducted him into the Texas Bandmasters Hall of Fame.

Texas State University System Board of Regents

Charlie Amato – Chairman
San Antonio

Donna N. Williams – Vice Chairman
Arlington

Dr. Jaime R. Garza
San Antonio

Kevin J. Lilly
Houston

Ron Mitchell
Horseshoe Bay

David Montagne
Beaumont

Trisha Pollard
Bellaire

Rossanna Salazar
Austin

William F. Scott
Nederland

Ryan Bridges – Student Regent
Huntsville



James and Susan Simmons



COACHES & STAFF

LARRY TIDWELL

**6th Season
at Lamar**

“It’s not about me, it’s about our players!! I’ve been coaching for 36 years and have not scored a point, grabbed a rebound or made an assist. So, you had better sign some young ladies who can play the game.”

- Larry Tidwell



HEAD COACH LARRY TIDWELL

Educator. Motivator. Fundraiser. Disciplinarian. Friend. Father figure. Larry Tidwell wears many different hats in his role as head women's basketball coach at Lamar University.

The 37-year coaching veteran also serves as Lamar's executive assistant to the athletic director after a one-year stint as the athletic director, and will tackle the position with the same passion, integrity and hard work that have defined his career. A winner wherever he has been, Tidwell's leadership abilities serve him well in both roles.

Tidwell's coaching abilities have been evident during his first five seasons at Lamar, as he turned around a struggling program to make the Lady Cardinals a perennial power in the Southland Conference and among the most successful teams in terms of the number of victories in Texas.

Tidwell has compiled a 106-55 record at Lamar, winning one Southland Conference title and two division titles while leading the Lady Cardinals to appearances in the NCAA Tournament and the WNIT.

He led the Lady Cardinals to a 26-8 overall record and a 13-3 mark in Southland Conference games in the 2009-10 season, and a 25-8 overall mark and a 13-3 SLC record in 2010-11. The 2009-10 regular season co-champions of the Southland Conference, Lamar won the conference tournament to advance to its first NCAA Tournament game since 1991. The 26 wins were the second most in school history, and for his efforts Tidwell was honored as the Texas Basketball Coaches Association Division I Women's Basketball Coach of the Year.

Tidwell followed that season up with another impressive showing in 2010-11, as the Lady Cardinals won the consolation round of the Preseason WNIT and advanced to the postseason for the second straight campaign by earning a berth into the WNIT.

Last season was a rebuilding

campaign, but the Lady Cardinals posted their fifth consecutive winning record, finishing with a 16-15 mark, including an 8-8 mark in conference play.

Success came quickly for Tidwell at Lamar as his first team in 2007-08 posted the school's first winning season in 13 years with a 19-13 record and advanced to the championship game of the SLC Tournament. The Lady Cardinals won the Southland Conference East Division championship and posted a pair of five-game winning streaks.

One season later, Lamar posted a 20-11 record for the Lady Cardinals' first 20-win season since 1991-92. The Lady Cardinals roared out of the blocks by winning six of their first seven games, with the lone loss coming on the road to perennial national power Baylor. The Lady Cards went 14-2 in the Montagne Center, where home attendance saw a significant increase.

Tidwell came to Lamar in 2007 after serving eight seasons as associate head coach and recruiting coordinator at TCU, helping the Lady Frogs earn 173 victories, seven consecutive NCAA Tournament appearances and becoming a perennial Top-25 program. In 2002, he earned AFLAC National Assistant Coach of the Year recognition. Additionally, he was in charge of all NCAA compliance issues within the program, compiling a clean slate for 14 years as he previously had the same duties at Baylor and South Florida. Several of his recruiting classes at TCU were highly ranked, with the 2001 class ranked as high as fourth nationally, making it the most highly touted in the program's history.

Prior to working at TCU, Tidwell spent six years at Baylor University (1992-98) and helped turn a down-trodden program into five consecutive winning seasons, a Top-25 ranking, and a post season appearance in the championship game of the WNIT. Tidwell, who served as the recruiting coordinator and post

position coach with the Bears, helped start the building process that has made it into the national power it is today. During Tidwell's tenure at Baylor, the Bears' recruiting classes were twice recognized among the Top 25 in the nation. In all, 14 of his 17 college recruiting classes have been ranked among the nation's Top 50 with two of those rankings coming while at Lamar.

Tidwell has now worked in the Southland Conference, Big 12 Conference, Western Athletic Conference, Mountain West Conference and Conference USA as well as the former Southwest Conference. He is credited with helping sign, develop and coach almost 30 student-athletes who have taken their talents to the professional level.

Tamara Abalde is the highest former Lady Cardinal recognized at the professional level. After representing her native Spain in the 2008 Olympic Games, Abalde signed a pro contract in the prestigious European League. Abalde is the only Lamar University basketball player ever to play in the Olympics.

Likewise, Tidwell does not back off from playing outstanding competition on the court. Lamar has faced the likes of Texas, Texas Tech, Baylor, Houston, Minnesota, Texas A&M, Oklahoma State, Houston and Rice over the past four seasons. The 2011-12 schedule includes national champion Baylor along with Texas Tech and Ole Miss.

Off the court, Tidwell made strides in enriching pride, recognition and support for the women's program by establishing the Lady Cardinal Basketball Walk of Champions on the Montagne Center's upper concourse.





HEAD COACH LARRY TIDWELL

Also, Tidwell created the Wall of Excellence, which is on display on the lower concourse outside of the Lady Cardinals locker room, to honor community service, leadership, academics and basketball honors for present day players. To honor former players, a Graduation Wall, an academic all-conference recognition display, an all-conference basketball display, and honor teams display is currently on the drawing board for the lower concourse area. Likewise, a Top 25 Club that honors outstanding boosters and supporters has already been established on the lower concourse. Bringing back the tradition and pride of Lamar University women's basketball has been a top priority of Tidwell.

Tidwell has made a huge impact in Southeast Texas through nearly 300 speaking engagements, and has helped attract financial support for the program through the annual Lady Cardinal Golf tournament, the Lady Cardinals Cookbook, coaching clinics, and Cardinal Club campaigning. To date, Tidwell and the Lady Cardinals have raised more than \$500,000, with all of the funds designated toward additional education opportunities such as summer school, purchasing of laptop computers for team travel, and tutoring. Likewise, facility improvements in the Lady Cardinal locker room and the academic center have been a priority

Under Tidwell's guidance, the Lady Cardinals have partnered with the Beaumont Independent School District to introduce the Character Counts program into the school system. In their effort to give back to the community, the Lady Cardinals take pride in volunteering and supporting fundraisers such as Chef's Delight, the Julie Rogers Gift of Life, Girls Haven, the Babe Didrikson Zaharias golf tournament, Beaumont I.S.D. Education Summit and College Night, McDonald's D.E.S.K. program, Halloween with retirees at the

Beaumont Hotel, Don Allen Sports Day at Wildwood Resort for physically challenged individuals, the team adoption of Lane Hoffpauir (a young future Cardinal who has had a bone marrow transplant) while helping with all of his fundraisers, partnering with Be the Perfect Match - a bone marrow donor program, and various other fundraisers throughout the Golden Triangle.

class attendance, monitored study hall programs – on campus and on the road, acquiring capable tutors in every field and the securing of financing needed to enable student athletes to attend summer school. Also, Tidwell raised funds to upgrade the student-athlete Academic Court in the Montagne Center to make it a study lab that is second to none. Tidwell makes graduation a must for his players.

THE TIDWELL FILE

Season	W	L	Pct.	Conference	Postseason
2007-08	19	13	.593	10-6 (1/East)	None
2008-09	20	11	.645	10-6 (3/West)	None
2009-10 (1)	26	8	.765	13-3 (1/West)	NCAA 1st Round
2010-11	25	8	.758	13-3 (2/East)	WNIT 1st Round
2011-12	16	15	.516	8-8 (3/East)	
Totals	106	55	.658	54-26 (.675)	

(1) Texas Association of Basketball Coaches Division I Women's Basketball Coach of the Year

Each of the Lady Cardinal players devotes more than 50 hours of voluntary community service, and as a team the Lady Cards have netted more than 5,000 volunteer hours over the past five years. Likewise, Tidwell personally honors the traditional "Service above Self" motto by serving on the Babe Didrikson Zaharias Foundation Board, the Beaumont Foundation Board, volunteering during the Hurricane Ike recovery period with Big Rich Courville in cooking and feeding workers that were helping to restore the Golden Triangle, actively participating in Save Our Children projects with Rev. J. D. Roberts, being an active member in the Young Men's Business League, and always working with Little Dribblers and other youth programs to promote Lamar University and the game of basketball.

On the academic side, Tidwell has placed special emphasis on academic advisement, monitored

Tidwell and the Lady Cardinals continue to partner with Kathleen Jackson and ExxonMobil to promote the Academic Excellence program for sixth-, seventh- and eighth-grade girls in the Golden Triangle. Each girl, for being recognized on the Susan Simmons A honor roll and the Pat Tubbs A-B honor roll, will receive two complimentary game passes from ExxonMobil and an awards certificate from the Lady Cardinals. This program lasts throughout the duration of the season.

Meanwhile, the Lady Cardinal Basketball Summer Camps have experienced phenomenal growth since Tidwell's arrival, as nearly 1,000 campers have received instruction from the Lamar coaching staff since its beginning in summer 2007. Both the individual and team camps have been very popular to players throughout Southeast Texas, the entire state of Texas, and internationally. Also, an outstanding

HEAD COACH LARRY TIDWELL

effort has been made to promote and support the Little Dribblers programs of Southeast Texas.

Tidwell is a well-known figure in women's basketball throughout the entire country and abroad. His international roots run deep as he has visited nearly 40 different countries and has coached and signed players from Australia, New Zealand, Spain, Latvia, Trinidad, Sweden, Slovakia, Belgium, France, Iceland, Jamaica, Serbia, Peru, Nigeria, Poland and Denmark. Tidwell enjoys sharing his basketball knowledge and has done numerous coaching clinics throughout Texas, with clinics overseas in Iceland, Scotland, Trinidad and Tobago, Nigeria, Latvia, Lithuania, and the Bahamas.

In 2011, Tidwell served as the head coach of the national women's basketball team of the Bahamas, guiding them to a fifth-place finish at the Caribbean Basketball Championships.

A native of Sanger, Texas, Tidwell compiled a 283-65 (.813 percentage) record in 12 years as a high school girls basketball coach with stops in Frisco, Schulenburg, and Mexia. During those 12 seasons as the head girls coach, his teams made 11 state playoff appearances.

During the 1971-1972 academic year, Tidwell played freshman football and basketball at TCU before transferring to Austin College, where he earned three letters in football, three in baseball and two in track and field. A member of Beta Chi Omega national fraternity, he earned both his bachelor's and master's degrees from the school in 1976. In July 2004, he was inducted into the Austin College Hall of Fame, and the year before he earned a place in the Sanger High School Hall of Fame. In July 2010, Tidwell was honored with the distinguished Kedric Couch – Austin College Alumni – Coach of the Year Award.

Tidwell has served on the board of directors of the Texas Girls



Coaches Association and the Texas Association of Basketball Coaches. In 1991, he coached in the TGCA All-Star game and was selected again in 1999 but had to withdraw when he moved to Tampa to take the South Florida position.

In 2008, Tidwell was the recipient of the TGCA's prestigious Margaret McKown Distinguished Service Award for his then 32 years of service to the organization. He also has worked as assistant director of the TABC summer camps for girls. Named "Teacher of the Year" on two occasions, he was honored as Schulenburg's "Citizen of the Year" in 1991.

Married to the former Teresa Ann Davis of Sanger, a retired special-needs teacher in the Crowley, Texas, Independent School District, the couple has three sons – Marc, Marty and Michael. They have two daughters-in-law – Kristin and Michele – two granddaughters – Ryan and Skylar – and three grandsons -- Matthew, William, and

Waylon. Michael (at Lake Worth High School) and Marty (at Frisco Wakeland High School) have followed their dad into the coaching profession and have proven to be outstanding teachers and coaches, while Marc is a very successful businessman in Houston with Bates Footwear.

Tidwell also has six "adopted sons," Jeremy Pevehouse (a highly regarded businessman with Dickie's apparel), Daryl Vrazel (assistant principal/girls basketball coach at Lake Worth High School), Dave Mishler (girls basketball coach at North Side High School), Sean McShane (former college basketball coach and now a successful businessman), Chad Hammett (outstanding M.D. in Port Arthur, Texas, and the official team doctor of the Lady Cardinals) and Thomas Bilde (former basketball club coach in Denmark and now an internationally known sports broadcaster in that country).



HEAD COACH LARRY TIDWELL

TIDWELL VS. THE OPPOSITION

Arkansas	0-1
Arkansas-Pine Bluff	1-0
Alcorn State	3-0
Baylor	0-2
Cal Poly	1-0
Centenary (La.)	1-0
Central Arkansas	5-4
Chicago State	0-1
Florida Atlantic	1-0
Grambling State	2-0
Houston	1-1
Houston Baptist	2-0
Huston-Tillotson	1-0
Idaho	1-0
IUPUI	1-1
Kansas	0-1
Lafayette	1-0
Louisiana-Lafayette	1-0
Louisiana-Monroe	3-0
LSU	0-1
LSU-Shreveport	4-0
McNeese State	3-5
Minnesota	0-1
Mississippi (Ole Miss)	1-0
Mississippi Valley State	1-0
Missouri State	0-1
New Mexico	0-1
New Mexico State	0-1
Niagara	1-0
Nicholls	7-1
North Dakota	0-1
Northwestern State	8-1
Oklahoma State	0-1
Our Lady of the Lake	1-0
Paul Quinn College	1-0
Portland	1-0
Rice	3-0
St. Louis	0-1
Sam Houston State	4-3
Southeastern Louisiana	5-4
Southern	2-0
Stephen F. Austin	6-2
TCU	0-1
Tennessee	0-1
Tennessee-Martin	1-0
Texas	0-2
Texas A&M	0-2
Texas A&M-Corpus Christi	6-3
Texas Southern	3-0
Texas State	6-1
Texas Tech	0-2
UMKC	1-0
UT Arlington	6-3
UTEP	0-1
UTSA	5-3
Utah Valley	1-0
Valparaiso	1-0
West Virginia	0-1
William Carey	1-0
Wiley College	2-0
All-Time Record	106-55

TIDWELL AWARDS/ACKNOWLEDGEMENTS

- 2003 Sanger High School Hall of Fame
- 2004 Austin College Hall of Fame
- 2008 Texas Girls Coaches Association Distinguished Service Award
- 2002 AFLAC National Assistant Coach of the Year
- Former TGCA Board of Directors/College Consultant
- Former TABC Board of Directors/College Consultant
- In first season at Lamar, led the Lady Cardinals to 19 wins, the SLC East Division championship, a berth in the SLC Tournament championship game, and their first winning season in 13 years
- Led 2009-10 Lady Cardinals to 26 wins, the Southland Conference regular-season and tournament championships, and just their second-ever berth in the NCAA Tournament.
- Led 2010-11 Lady Cardinals to 25 wins and a berth in the WNIT
- In 18 years of college coaching, has recruited and coached 23 players who have played professionally
- Recruited and coached Spainard Olympian Tamara Abalde (2008 Olympics)
- 2010 Texas Women's Basketball Coaches Association Division I Coach of the Year
- Served as Lamar's interim athletics director in 2010
- Served on the board of the Babe Didrikson Zaharias Foundation
- Current head coach of the national team of the Bahamas

HEAD COACH LARRY TIDWELL

TIDWELL'S PROTEGES IN THE PROS

1. **Sandora Irvin (TCU):** Third player taken in 2005 WNBA Draft; Phoenix Mercury / San Antonio Silver Stars / Chicago Sky
2. **Natasha Lacy (TCU):** Second-round pick 2008 WNBA Draft; Detroit Shock /Tulsa Shock / Los Angeles Sparks
3. **Adrienne Ross (TCU):** WNBA; San Antonio Silver Stars
4. **Kati Safaratova (TCU):** China / European League / WNBA Camp
5. **Tiffany Evans (TCU):** Spain / European League
6. **Candace Baldwin (TCU):** WNBL; Dallas Fury
7. **Kim Ortega (TCU):** WNBL; Dallas Fury
8. **Ebony Shaw (TCU):** Iceland / European League
9. **Sofie Hendrixx (TCU):** Belgium / European League
10. **Lara Webb (Baylor):** Australia WNBA; Perth Breakers / WNBA Camp
11. **Kacy Moffitt (Baylor):** Greece / European League / WNBA; Detroit Shock
12. **Danielle Crockrum (Baylor):** WNBA: San Antonio Silver Stars / Utah Starzz
13. **Tamara Abalde (Lamar):** Spanish Olympic Team / Spain / European League
14. **Helen Roden (TCU):** Fiji National Team
15. **Latoya Ellis (Baylor):** Houston Jaguars
16. **Hanna Biernacka (TCU):** Sweden / European League
17. **Aida Bakhos (Lamar):** Lebanon / European League
18. **Grace Gantt (TCU):** Dallas Diesel
19. **Rachel Warren (TCU):** Australia WNBL
20. **Monica Arnold (Baylor):** Houston Jaguars
21. **Nikki Williams (Lamar):** African Pro League - Rwanda
22. **Agnija Reke (Lamar):** Cypriot Pro League, Cypress
23. **Moneka Knight (TCU):** Iceland / European League
24. **Trashanna Smith (Lamar):** Peruvian League
25. **Jenna Plumley (Lamar):** Italy. European League

TIDWELL TIDBITS

Favorite Vacation Spots

Iceland, Peru

Favorite Actor

Gene Hackman

Favorite Actress

Jennifer Aniston

Favorite Movie

Dodgeball

Favorite TV Show

ESPN

Favorite Singer

Tracy Byrd

Favorite Group

The Temptations

Favorite Food

Tex-Mex

Favorite Book

"Quiet Strength" by Tony Dungy

Best point guards to have coached

Lara Webb, Jill Sutton, Jenna Plumley

Best shooting guards to have coached

Mary Lowry, Nikki Williams, Kim Ortega

Best small forwards to have coached

Ebony Shaw, Tiffany Evans, Tamara Abalde

Best power forwards to have coached

Kati Safaritova, Kacy Moffitt, Darika Hill

Best centers to have coached

Sandora Irvin, Trashanna Smith, Hanna Biernacka

Most competitive players

Ashanti Nix, Whitney Regian, Jenna Plumley

Ultimate teammates

Tracy Wynn, Aida Bakhos, Adrienne Meengs



ASSISTANT COACH JOHN ISHEE

John Ishee joined the Lamar women's basketball staff in August 2012.

Ishee comes to Lamar with more than 20 years of collegiate coaching experience as both a head coach and an assistant. Ishee spent five years at Southeast Missouri, leading the Red-



hawks to the NCAA Tournament while garnering Ohio Valley Conference Coach of the Year honors in 2007 as

his team went 24-8. He followed that up with a trip to the WNIT in 2008 as the Redhawks went 23-9. He left Southeast Missouri with a 77-74 overall record.

Before his tenure at Southeast Missouri, Ishee was the head coach at Division II New Mexico Highlands for one season. He was also the head coach at Life University for the 2001-02 season, leading the Runnin' Eagles to a 22-10 record and a spot in the Sweet 16 of the NAIA Division I Tournament, only to see the school discontinue its athletic program that summer.

Ishee has been an assistant Southeast Missouri, New Mexico State, Saint Louis University, Mississippi, McNeese State, Pacific and Southern Mississippi.

Ishee started his coaching career as the head coach of the boys and girls teams at Prentiss High School in Mississippi. He compiled a 77-40 overall record over two seasons, winning two division titles.

Ishee received bachelor's



and master's degrees in educational administration from South-

ern Mississippi. He resides in Beaumont.

ASSISTANT COACH ASHLEY CRAWFORD

A success on the court and in the classroom, Ashley Crawford makes the move from one side of the Lamar bench to the other as she enters her third year as an assistant coach of the Lady Cardinals.

Crawford played an important role on the 2009-10 Lamar squad that posted a 26 - 8 record en route to winning the Southland Conference championship and a berth in the NCAA Tournament.



On the court, Crawford overcame a serious knee injury to post two solid seasons for the Lady Cardinals. In her final campaign, she started 26 of Lamar's 34 games, averaging 6.3 points per game while often accepting the role of shutting down the opposition's top scorer.

For her playing career at Lamar, Crawford totaled 257 points and 107 assists in 62 games.

In the classroom, Crawford earned a bachelor's degree in kinesiology and is pursuing her master's degree in kinesiology. She posted a perfect 4.0 GPA in her master's program during her final season on the court, earning her first-team District 6 All-Academic honors.

"Hiring Ashley was a no-brainer for us," Lamar coach Larry Tidwell said. "She's a perfect example of what a student-athlete should be. She's a winner on and off the court."

A native of Mesquite, Texas,



Crawford attended Horn High School, where she earned all-region honors as a senior. She averaged seven points per game at Trinity Valley Community College, where she set the school single-game assist record with 19. She attended UT Arlington for one season before transfer-

ring to Lamar.

She has also volunteered as a SAT instructor for the prep youth program at Greater Baptist Church and the B.I.S.D. Character Counts program.

Crawford, who is single, resides in Beaumont.

RECRUITING COORDINATOR SUNNY VADOPALAITE

Saule "Sunny" Vadopalaite enters her third season at Lamar University, and first as recruiting coordinator for the Lady Cardinals.

Vadopalaite came to Lamar from Kean College, where she was an assistant coach for the 2009-10 women's basketball



squad that posted a 29-2 record and advanced to the Elite Eight of the NCAA Division

III Tournament.

The native of Lithuania played college basketball at Long Island University and Felician College. She graduated magna cum laude from Felician with a bachelor's degree in business management and marketing before earning a master's in business administration from West Virginia Wesleyan. She is fluent in four languages.

Vadopalaite's international connections are a big plus at Lamar, where the Lady Cardinals have had a number of foreign student-athletes.

"Sunny brings a wealth of international experience to our program," Lamar women's basketball coach Larry Tidwell said. "She will definitely help with our European recruiting."

At West Virginia Wesleyan, she served as an assistant women's basketball coach for two seasons, helping the team reach the conference finals one season and the semifinals in



another.

Vadopalaite was a member of the Lithuanian Junior National Team from 1998 to 2001.

At Lamar, Vadopalaite assists with recruiting as well as with practice organization and coordinating the team's travel requirements.

This past summer,

Vadopalaite received a full scholarship to attend the NCAA Women Coaches Academy.

"It was one of the greatest experiences of my career," Vadopalaite said of the coaches academy. "I am so happy that I was able to attend."

Vadopalaite, who is single, resides in Beaumont.

MANAGERS



Left to Right: Lacey Yankie, Yannick Denson, Jade Lindahl

ATHLETIC DIRECTOR JASON HENDERSON



Jason Henderson, who spent a year as interim athletics director, was named Lamar's director of athletics on June 18, 2012.

Henderson has served as Lamar's associate athletic director for compliance since July of 2007 before being elevated to interim athletics director on May 11, 2011.

As the athletic director, Henderson is responsible for the day-to-day operations of Lamar's 17 men's and women's athletics programs.

Henderson is in his sixth year as a member of the Lamar athletic department overall, joining the staff in April 2006 as the compliance coordinator. In this role, Henderson oversees NCAA compliance and scholarships.

Henderson currently serves as the Southland Conference representative to the NCAA Division I Amateurism Cabinet. The cabinet reviews issues relating to NCAA rules involving stu-

dent-athlete amateurism and ways to ensure that student-athletes remain true to the NCAA philosophy of amateur athletic competitions.

While serving as associate AD, Henderson played a major role in the return of Lamar football and the addition of the Lamar women's soccer program. He was a key figure in the planning of the new athletic complex, the updating of what is now known as Provost Umphrey Stadium and the construction of the Lamar Soccer Complex.

Henderson has also led coaching search committees that landed Lamar a successful football coach in Ray Woodard and proven basketball coach Pat Knight. In addition, the athletic department has added several staff positions under his watch.

Prior to coming to Lamar, Henderson served as the academic coordinator and CHAMPS Life Skills Coordinator at Texas A&M-Kingsville, where he collected and maintained data on student-athletes, assisted with updating and maintaining compliance documents and assisted with rules education for department staff and student-athletes.

Henderson was also an intern at Lindsey Wilson College in Columbia,

Athletic Administration

Jason Henderson

Athletic Director

Helene Thill

Assistant AD - Academics

Senior Woman Administrator

Daucy Crizer

Assistant AD - Business

Brad McGowan

Assistant AD - Development

Erik J. Cox

Assistant AD - Media Relations

Larry Tidwell

Executive Assistant to the AD

Ky., and Texas A&M. During this time Henderson was involved primarily in assisting in the marketing of the NAIA and NCAA programs, respectively.

Henderson earned a Bachelor of Science degree in kinesiology with a specialization in sports management from Texas A&M in May 2003 and a Master of Business Administration from Texas A&M-Kingsville in December 2005.

Henderson also spends time in the community with various charitable organizations including the YMBL and the Beaumont A&M Club. Both of these organizations help raise funds to improve the community at large.



THE PLAYERS





NUMERICAL ROSTER

No.	Name	Pos.	Ht.	Yr./Exp	Hometown	Last School
1	Gia Ayers	G	5-7	Jr./2L	Bryan, Texas	Bryan HS
3	Chantelle Brockett	C	6-1	RSJr./1L	Geelong, Australia	Odessa JC
4	Celeste Laredo	G	5-3	Fr./HS	Freer, Texas	Freer HS
5	Kalis Loyd	G	6-2	Sr./3L	Malmoe, Sweden	Borgarskolan HS
12	Asia Booker	G	5-1	Fr./HS	Beaumont, Texas	Ozen HS
14	Carenn Baylor	G	5-5	Sr./1L	Shreveport, La.	Angelina College
15	Caroline Adesulu	F	6-0	So./TR	Arlington, Texas	Odessa College
20	JaMeisha Edwards	G	5-6	Fr./RS	Crockett, Texas	Crockett HS
22	Francesca Bellatin	G	5-11 ^{1/2}	Jr./2L	Lima, Peru	Colegio Villa Maria
23	Shaniqua Dogins	F	5-10	So./TR	Wharton, Texas	Blinn College
24	Alice Robinson	F	6-0	Jr./TR	Bossier City, La.	Trinity Valley CC
25	Dominique Edwards	F	6-0	So./TR	Grand Prairie, Texas	Lon Morris College
30	Taylor Hays	G	5-11	Sr./2L	Aledo, Texas	Aledo HS
32	Shauna Long	G	5-1	So./1L	Fort Yates, N.D.	Standing Rock Central HS
42	Bobbi Taylor	F	6-0	RSJr./TR	Killeen, Texas	South Alabama
44	Jasmin Henderson	G	5-9 ^{1/2}	Sr./3L	Houston, Texas	Dulles HS

HEAD COACH: Larry Tidwell (Austin College, 1976) 6th season

ASSISTANT COACH: John Ishee (Southern Mississippi, 1986)

ASSISTANT COACH: Ashley Crawford (Lamar, 2009)

RECRUITING COORDINATOR: Sunny Vadopalaite (Felician, 2006)

TRAINER: Christina Fanning

PRONUNCIATION GUIDE

Chantelle Brockett: SHAN-tell

Kalis Loyd: kuh-LEASE

Carenn Baylor: kuh-RIN

Caroline Adesulu: ah-des-ah-LOO

JaMeisha Edwards: juh-MEE-shuh

Francesca Bellatin: fran-CHESS-kuh bell-uh-TEEN

Sunny Vadopalaite: vad-oh-puh-LAY-tay

ALPHABETICAL ROSTER

No.	Name	Pos.	Ht.	Yr./Exp	Hometown	Last School
15	Caroline Adesulu	F	6-0	So./TR	Arlington, Texas	Odessa College
1	Gia Ayers	G	5-7	Jr./2L	Bryan, Texas	Bryan HS
14	Carenn Baylor	G	5-5	Sr./1L	Shreveport, La.	Angelina College
22	Francesca Bellatin	G	5-11 ^{1/2}	Jr./2L	Lima, Peru	Colegio Villa Maria
12	Asia Booker	G	5-1	Fr./HS	Beaumont, Texas	Ozen HS
3	Chantelle Brockett	C	6-1	RSJr./1L	Geelong, Australia	Odessa JC
23	Shaniqua Dogins	F	5-10	So./TR	Wharton, Texas	Blinn College
25	Dominique Edwards	F	6-0	So./TR	Grand Prairie, Texas	Lon Morris College
20	JaMeisha Edwards	G	5-6	Fr./RS	Crockett, Texas	Crockett HS
30	Taylor Hays	G	5-11	Sr./2L	Aledo, Texas	Aledo HS
44	Jasmin Henderson	G	5-9 ^{1/2}	Sr./3L	Houston, Texas	Dulles HS
4	Celeste Laredo	G	5-3	Fr./HS	Freer, Texas	Freer HS
32	Shauna Long	G	5-1	So./1L	Fort Yates, N.D.	Standing Rock Central HS
5	Kalis Loyd	G	6-2	Sr./3L	Malmoe, Sweden	Borgarskolan HS
24	Alice Robinson	F	6-0	Jr./TR	Bossier City, La.	Trinity Valley CC
42	Bobbi Taylor	F	6-0	RSJr./TR	Killeen, Texas	South Alabama

HEAD COACH: Larry Tidwell (Austin College, 1976) 6th season

ASSISTANT COACH: John Ishee (Southern Mississippi, 1986)

ASSISTANT COACH: Ashley Crawford (Lamar, 2009)

RECRUITING COORDINATOR: Sunny Vadopalaite (Felician, 2006)

TRAINER: Christina Fanning

ROSTER BREAKDOWN

By Position

Guard (10): Ayers, Baylor, Bellatin, Booker, Jameisha Edwards, Hays, Henderson, Laredo, Long, Loyd

Forward (5): Adesulu, Dogins, Dominique Edwards, Robinson, Taylor

Center (1): Brockett

By Height

5-1 (2): Booker, Long

5-3 (1): Laredo

5-5 (1): Baylor

5-6 (1): Jameisha Edwards

5-7 (1): Ayers

5-9½ (1): Henderson

5-10 (1): Dogins

5-11 (1): Hays

5-11½ (1): Bellatin

6-0 (4): Adesulu, Dominique Edwards, Robinson, Taylor

6-1 (1): Brockett

6-2 (1): Loyd

By Nation

United States (13): Adesulu, Ayers, Baylor, Bellatin, Booker, Dogins, Dominique Edwards, Jameisha Edwards, Hays, Henderson, Laredo, Long, Robinson, Taylor

Australia (1): Brockett

Peru (1): Bellatin

Sweden (1): Loyd

By Class

Seniors (3): Baylor, Hays, Henderson

Juniors (6): Ayers, Bellatin, Brockett, Loyd, Robinson, Taylor

Sophomores (3): Adesulu, Dogins, Dominique Edwards

Freshmen (4): Booker, Edwards, Laredo, Long



RETURNING PLAYERS



Gia Ayers

Guard

5-7 ■ Junior ■ 2L

Bryan, Texas

Bryan HS

1

2011-12: Appeared in 27 games, making 14 starts ... Registered her first career double-double with career highs of 15 points and 10 rebounds at Nicholls on Jan. 28, a game that also saw her hand out a career-best eight assists ... Also grabbed 10 rebounds vs. Northwestern State on Jan. 25 ... Finished second on the team with 74 assists.

2010-11: Appeared in 11 games as a freshman ... Had season highs of two points, two rebounds and two assists in a home win over Wiley College on Dec. 30 ... Played a season-best eight minutes in the win over Wiley.

PRIOR TO LAMAR: Led Bryan High School to a 35-3 record and a berth in the regional finals as a senior ... Bryan lost to eventual state champion Cy-Fair ... Averaged 14.7 points, 4.5 rebounds, 4.0 assists and 2.6 steals per game as a senior ... Earned District MVP and first-team all-district honors ... Named a TABC All-Star and TGCA All-Star ... High school coach was Elizabeth Johnson.

PERSONAL: Majoring in management information systems ... Born on Sept. 3, 1991, in Bryan, Texas ... Daughter of Clarissa M. Means ... Enjoys reading and playing video games ... Received the Cardinal Award, given to the Lamar student-athlete who has performed the most community-service hours.



CAREER HIGHS

POINTS: 15 at Nicholls (Jan. 28, 2012)

REBOUNDS: 10 at Nicholls (Jan. 28, 2012); Northwestern State (Jan. 25, 2012)

ASSISTS: 8 at Nicholls (Jan. 28, 2012)

BLOCKS: 2 McNeese State (March 3, 2012); Northwestern State (Jan. 25, 2012)

STEALS: 3 (3 occasions); most recent Nicholls (Feb. 11, 2012)

MINUTES: 40 Southeastern Louisiana (Feb. 1, 2012)

SEASON	GP-GS	Min	FG-FGA	Pct.	3FG-3FGA	Pct.	FT-FTA	Pct.	OR	DR	Reb	Avg.	PF	DQ	A	TO	BLKS	S	Pts	Avg.
2010-11	11-0	24	1-4	.250	0-0	---	0-0	---	0	2	2	0.2	6	0	2	6	0	1	2	0.2
2011-12	27-14	608	32-104	.308	11-30	.367	27-60	.450	19	67	86	3.2	54	0	74	62	9	33	102	3.8
TOTALS	38-14	632	33-108	.306	11-30	.367	27-60	.450	19	69	88	2.3	60	0	76	68	9	34	104	2.7



LAMAR

1





Chantelle Brockett

Center

6-1 ■ RS Junior ■ 1L

Geelong, Australia

Kardinia International/Odessa College

3

2011-12: Redshirted.

2010-2011: Appeared in 18 games for Lamar, averaging 1.6 points and 0.9 rebounds per game ... Netted career-high eight points on two occasions, at Northwestern State and at the Montagne Center against Wiley College ... Had career-best four rebounds against Wiley ... Played career-best 10 minutes against UMKC.

PRIOR TO LAMAR: Averaged 10.5 points and 7.0 rebounds for Odessa College, leading her team to a 22-8 record.

HIGH SCHOOL: Attended Kardinia International College in Geelong, Australia.

PERSONAL: Born May 19, 1991, in Geelong, Australia ... Daughter of Robin and Jennifer Brockett ... Twin sister Katherine plays basketball at Radford University ... Enjoys sports and relaxing ... Majoring in marketing.

CAREER HIGHS

POINTS: 8 at Northwestern State (Jan. 26, 2011); Wiley (Dec. 30, 2010)

REBOUNDS: 4 Wiley (Dec. 30, 2010)

ASSISTS: 1 (3 occasions); most recent Southeastern Louisiana (Feb. 16, 2011)

BLOCKS: 1 at Rice (Jan. 2, 2011)

STEALS: 1 (3 occasions); most recent at Arkansas (March 17, 2011)

MINUTES: 10 vs. UMKC (Nov. 27, 2010)



SEASON	GP-GS	Min	FG-FGA	Pct.	3FG-3FGA	Pct.	FT-FTA	Pct.	OR	DR	Reb	Avg.	PF	DQ	A	TO	BLKS	S	Pts	Avg.
2010-11	18-0	74	11-22	.500	0-1		6-13	.462	6	10	16	0.9	13	0	3	8	1	3	28	1.6
2011-12		Redshirted																		





RETURNING PLAYERS



Kalis Loyd

Guard

6-2 ■ Senior ■ 3L

Malmoe, Sweden

Borgarskalan HS

5

2011-12: Named first-team All-Southland Conference for the second straight season ... Led Lamar in scoring (16.1 ppg), rebounding (6.4 rpg), assists (8.4), steals (6.4) and minutes played (977) ... Moved into top 10 on Lamar's career lists for scoring, rebounding, assists and steals, making her the only player in the top 10 of all four lists ... Finished the season with 1,431 career points, third on LU's all-time list and 299 shy of Uirannah Jackson's record 1,730 points ... Is eighth in career rebounds (625), fourth in assists (282) and second in steals (210) ... Had four doubles-doubles on the season, giving her 18 for her career ... Was Southland Conference Player of the Week on three occasions ... Had season high of 28 points twice (at Southern, Nov. 21 and at UT Arlington, Jan. 14) ... Finished fourth in the Southland Conference in scoring and second in steals.

2010-11: Named first-team All-Southland Conference after a stellar sophomore season, averaging 15.5 points and 6.7 rebounds, both good for second on the team ... Was second on the team with 93 assists ... Poured in a career-high 34 points in win over Cal Poly ... Grabbed career-best 15 rebounds in win over Nicholls on Jan. 29 ... Posted a team-high seven double-doubles ... Was named the Southland Conference Player of the Week on three occasions ... Represented Sweden over the summer at the World University Games in China.

2009-2010: Turned in an impressive freshman season, ranking near top of team rankings in scoring, rebounding, assists, steals and minutes played ... Named third-team All-Southland Conference performer ... Started all 34 games. ... Had 18 points and five assists in Southland Conference Tournament championship game against Texas A&M-Corpus

Christi ... Netted career-high 28 points at Texas State, adding a career-best six assists in the same game ... Had season-high 14 rebounds in a home victory over Sam Houston State ... Earned Southland Conference Player of the Week honors on one occasion ... Tied for team lead with seven double-doubles.

2008-2009: Redshirted.

PRIOR TO LAMAR: Played at Borgarskalan High School in Malmoe, Sweden, where her dad, Otis Loyd, was the coach ... Recipient of the 2008 Silver Shield Award as the school's most outstanding student-athlete ... Was the club's Most Valuable Player from 2006-2008 ... Played for the Swedish National Under-18 Team that won the bronze medal at the 2008 European Championships ... Also played on the Swedish Youth National Under-16 Team in 2005 and 2006 ... Was selected for the Under-19 national team that competed in the World Championships.

PERSONAL: Majoring in general business ... Enjoys going shopping, watching movies and sports, cooking and being with friends ... Born on April 5, 1989, in Copenhagen, Denmark ... Daughter of Helen and Otis Loyd, who were both basketball players in their younger days.

CAREER HIGHS

- POINTS:** 34 vs. Cal Poly (Dec. 4, 2010)
- REBOUNDS:** 15 Nicholls (Jan. 29, 2011)
- ASSISTS:** 7 (3 occasions); most recent vs. Florida Atlantic (Nov. 26, 2011)
- BLOCKS:** 3 Central Arkansas (Jan. 7, 2012); Southern (Dec. 7, 2010)
- STEALS:** 7 at Northwestern State (Jan. 26, 2011)
- MINUTES:** 44 vs. Central Arkansas (March 10, 2011)

SEASON	GP-GS	Min	FG-FGA	Pct.	3FG-3FGA	Pct.	FT-FTA	Pct.	OR	DR	Reb	Avg.	PF	DQ	A	TO	BLKS	S	Pts	Avg.
2009-10	34-34	1062	179-376	.476	16-56	.286	78-123	.634	75	145	220	6.5	86	1	105	101	9	76	452	13.3
2010-11	31-31	977	184-360	.511	5-32	.156	106-163	.650	71	137	208	6.7	79	2	93	96	13	70	479	15.5
2011-12	31-29	977	180-394	.457	13-44	.295	127-179	.709	52	145	197	6.4	76	4	84	113	14	64	500	16.1
TOTALS	96-94	3016	543-1130	.481	34-132	.258	311-465	.669	198	427	625	6.5	241	7	282	310	36	210	1431	14.9





RETURNING PLAYERS



Carenn Baylor

Guard

5-5 ■ Senior ■ 1L

Shreveport, La.

Fair Park HS/Angelina College

14

2011-12: Appeared in 26 games for the Lady Cardinals, starting 22 ... Averaged 5.4 points and 2.7 rebounds per game ... Had career bests of 14 points and nine rebounds at Stephen F. Austin on Feb. 22 ... Played a career-high 34 minutes at Southeastern Louisiana on Feb. 15.

PRIOR TO LAMAR: Played two seasons for Angelina College (2009-2011), averaging 16.7 points, 4.0 rebounds and 3.0 steals per game ... Connected on 74.5 percent of her attempts from the free-throw line ... Earned team MVP honors for three seasons at Fair Park High School ... Named to all-area team for four seasons ... Received regional award for top defensive player.

PERSONAL: Born on Sept. 22, 1991, in Shreveport, La. ... Daughter of Reginald and Carlla Baylor ... Enjoys social networking, hair design and listening to music ... Majoring in general studies.

CAREER HIGHS

POINTS: 14 at Stephen F. Austin (Feb. 22, 2012)

REBOUNDS: 9 at Stephen F. Austin (Feb. 22, 2012)

ASSISTS: 3 (4 occasions); most recent Centenary (La.) (Dec. 30, 2011)

BLOCKS: 2 Sam Houston State (Feb. 25, 2012)

STEALS: 6 at LSU (Dec. 18, 2011)

MINUTES: 34 at Southeastern Louisiana (Feb. 15, 2012)



SEASON	GP-GS	Min	FG-FGA	Pct.	3FG-3FGA	Pct.	FT-FTA	Pct.	OR	DR	Reb Avg.	PF	DQ	A	TO	BLKS	S	Pts	Avg.
2011-12	26-22	539	49-150	.327	16-60	.267	27-52	.519	25	46	71 2.7	52	0	36	54	7	50	141	5.4



LAMAR
14



RETURNING PLAYERS



Francesca Bellatin

22

Guard

5-11^{1/2} ■ Junior ■ 2L

Lima, Peru

Colegio Villa Maria

2011-12: Appeared in 12 games, making one start ... Had season-best four points in win over Houston Baptist on Dec. 20, a game that also saw her collect a career-best two steals ... Grabbed a career-high five rebounds in season-opening win over Our Lady of the Lake on Nov. 11.

2010-11: Appeared in 19 games as a freshman, averaging 2.0 points and 0.9 rebounds per game ... Poured in a career-high 10 points against LSU-Shreveport on Nov. 23 ... Played a career-high 20 minutes against LSU-Shreveport ... Top assist effort came against Portland, as she handed out three helpers.

PRIOR TO LAMAR: Averaged 37 points, nine rebounds and four assists at Colegio Villa Maria ... Played for Peruvian under-19 national team, averaging 19 points, eight rebounds and four assists per game.

PERSONAL: Born July 22, 1992, in Lima, Peru ... Daughter of Pedro Bellatin and Maria Sol Olite ... Majoring in human resource management ... Enjoys all sports.



CAREER HIGHS

- POINTS:** 10 LSU Shreveport (Nov. 23, 2010)
- REBOUNDS:** 5 Our Lady of the Lake (Nov. 11, 2011)
- ASSISTS:** 3 vs. Portland (Nov. 26, 2010)
- BLOCKS:** 1 at Northwestern State (Feb. 8, 2012); vs. Cal Poly (Dec. 4, 2010)
- STEALS:** 2 at Houston Baptist (Dec. 20, 2011)
- MINUTES:** 20 LSU-Shreveport (Nov. 23, 2010)

SEASON	GP-GS	Min	FG-FGA	Pct.	3FG-3FGA	Pct.	FT-FTA	Pct.	OR	DR	Reb Avg.	PF	DQ	A	TO	BLKS	S	Pts	Avg.	
2010-11	19-0	119	14-34	.412	4-11	.364	6-9	.667	4	14	18	0.9	7	0	8	6	1	0	38	2.0
2011-12	12-1	68	4-20	.200	0-3	.000	1-3	.333	5	11	16	1.3	4	0	4	3	1	4	9	0.8
TOTALS	31-1	187	18-54	.333	4-14	.286	7-12	.583	9	25	34	1.1	11	0	12	9	2	4	47	1.5



LAMAR

22

ELITE
CHAMPIONSHIP



RETURNING PLAYERS



Taylor Hays

Guard

5-11 ■ Senior ■ 2L

Aledo, Texas

Aledo HS

30

2011-12: Appeared in all 31 games, starting 11 ... Third on team in scoring, averaging 6.0 points per game ... Scored a career-high 18 points in road win at Northwestern State on Feb. 8 ... Collected a career-best 10 rebounds in victory at Southeastern Louisiana on Feb. 15 ... Tied for second on team with 14 blocked shots ... Led team with 33 3-point field goals ... Third on team with 44 steals.

2010-11: Appeared in 27 games for the Lady Cardinals, averaging 2.7 points and 1.3 rebounds per game ... Tossed in a career-high 14 points in Lamar's win over Southern on Dec. 7 ... Snatched career-best four rebounds in wins over Southern and Texas A&M-Corpus Christi ... Played a career-high 19 minutes against Southeastern Louisiana on Feb. 16.

2009-2010: Redshirted.

PRIOR TO LAMAR: Played for coach David Walker at Aledo High School ... Earned first-team all-region honors as a senior ... Was a two-time first-team all-district selection ... Named to three all-tournament teams in her senior season, including being named Most Valuable Player of the Morita Classic ... Played AAU basketball for the Fort Worth Frogs.

PERSONAL: Majoring in psychology ... Born June 20, 1991, in Fort Worth, Texas ... Daughter of Troy and Melissa Hays ... Enjoys playing other sports, shopping and hanging out with family and friends.

CAREER HIGHS

- POINTS:** 18 at Northwestern State (Feb. 8, 2012)
- REBOUNDS:** 10 at Southeastern Louisiana (Feb. 15, 2012)
- ASSISTS:** 3 Southeastern Louisiana (Feb. 1, 2012); Stephen F. Austin (Feb. 23, 2011)
- BLOCKS:** 2 at Southeastern Louisiana (Feb. 15, 2012); Centenary (Dec. 30, 2011)
- STEALS:** 4 at Houston Baptist (Dec. 20, 2011)
- MINUTES:** 31 Centenary (Dec. 30, 2011)



SEASON	GP-GS	Min	FG-FGA	Pct.	3FG-3FGA	Pct.	FT-FTA	Pct.	OR	DR	Reb	Avg.	PF	DQ	A	TO	BLKS	S	Pts	Avg.
2010-11	27-0	231	25-71	.352	10-42	.238	14-20	.700	9	25	34	1.3	19	0	8	16	4	17	74	2.7
2011-12	31-11	689	68-165	.412	33-105	.314	18-31	.581	17	80	97	3.1	36	0	18	26	14	44	187	6.0
TOTALS	58-11	920	93-236	.394	43-147	.293	32-51	.628	26	105	131	2.3	55	0	26	42	18	61	261	4.5



LAMAR

30





RETURNING PLAYERS



Shauna Long

Guard

5-1 ■ Sophomore ■ 1L

Fort Yates, N.D.

Standing Rock Central HS

32

2011-12: Appeared in 28 games, starting three ... Netted a career-high 10 points on three occasions ... Played a career-high 25 minutes against IUPUI on Nov. 27 ... Third on team with 17 3-point field goals.

PRIOR TO LAMAR: Played varsity basketball for six seasons, beginning in the seventh grade, for Standing Rock High School ... Runner-up for Miss Basketball in North Dakota as a senior ... Second-leading scorer in North Dakota history with 2,839 career points ... Featured in Sports Illustrated's "Faces In The Crowd" after setting scoring records in two tournaments ... Averaged 29 points as a senior, 28 points as a junior, 21.8 points as a sophomore and 16 points as a freshman ... Set state records for 3-pointers in a tournament game (7) and in a state tournament (13) ... Three-time all-region and all-district selection ... Graduated with honors.

PERSONAL: Born Nov. 10, 1992, in Bismarck, N.D. ... Daughter of Margaret Gates and the late Albert Long ... Enjoys dancing at powwows, beading, texting and listening to music ... Majoring in psychology.

CAREER HIGHS

POINTS: 10 (3 occasions); most recent at Houston Baptist (Dec. 20, 2011)

REBOUNDS: 4 (3 occasions); most recent vs. IUPUI (Nov. 27, 2011)

ASSISTS: 4 vs. Florida Atlantic (Nov. 26, 2011); Our Lady of the Lake (Nov. 11, 2011)

STEALS: 3 Sam Houston State (Feb. 25, 2012)

MINUTES: 25 vs. IUPUI (Nov. 27, 2011)



SEASON	GP-GS	Min	FG-FGA	Pct.	3FG-3FGA	Pct.	FT-FTA	Pct.	OR	DR	Reb Avg.	PF	DQ	A	TO	BLKS	S	Pts	Avg.	
2011-12	28-3	324	30-112	.268	17-80	.213	4-4	1.000	9	21	30	1.1	21	0	25	66	0	12	81	2.9





RETURNING PLAYERS



Jasmin Henderson

Guard

5-9^{1/2} ■ Senior ■ 3L

Houston, Texas

Dulles HS

44

2011-12: Appeared in 29 games for Lamar, making one start ... Averaged 3.9 points and 3.2 rebounds per game ... Had season-best 10 points against Our Lady of the Lake on Nov. 11 and Sam Houston State on Feb. 25 ... Had eight rebounds at Kansas on Nov. 25 and against Sam Houston State on Feb. 25.

2010-11: Appeared in all 33 games as a sophomore, making seven starts ... Averaged 7.5 points and 3.5 rebounds per game ... Second on team with 51 3-pointers while shooting a team-leading 37.8 percent from behind the arc ... Netted a season-high 20 points in a home win over Nicholls on Jan. 29 ... Grabbed a career-best 13 rebounds in LU's win over LSU-Shreveport on Nov. 23 ... Played a career-best 31 minutes in victory over Portland on Nov. 26.

2009-2010: Proved to be a 3-point threat, connecting on 38.3 percent of shots from downtown ... Solid free-throw shooter, draining 76.9 percent of her shots from the stripe ... Had career-high 23 points in win over Huston-Tillotson on Dec. 2 ... Collected a career-high 10 rebounds against Texas State on Feb. 13 ... Dished out three assists on three occasions ... Played in 31 games, averaging 4.2 points and 2.6 rebounds per outing.

PRIOR TO LAMAR: Averaged 12.6 points, 5.5 rebounds and 4.2 steals per game as senior at Sugar Land Dulles High School ... Made 2009 first team Class 5A All-State and Academic All-State teams

... Three-season all-region selection and four-year all-district performer ... Played AAU basketball for Houston Heat and Cy-Fair Shuck.

PERSONAL: Majoring in general studies ... Enjoys reading, texting, movies, watching TV and spending time with friends ... Born on Feb. 25, 1991, in Brownwood, Texas ... Daughter of Terrul and Denise Henderson ... Dad coaches high school basketball ... Both parents played basketball at Howard Payne University ... Brother Rickey Huckaby plays professional basketball in Europe.

CAREER HIGHS

POINTS: 23 vs. Huston-Tillotson (Dec. 2, 2009)

REBOUNDS: 13 LSU-Shreveport (Nov. 23, 2010)

ASSISTS: 3 (3 occasions); most recent Nicholls (March 6, 2010)

BLOCKS: 1 (4 occasions); most recent Texas A&M-Corpus Christi (Feb. 18, 2012)

STEALS: 2 (7 occasions); most recent at UT Arlington (Jan. 14, 2012)

MINUTES: 31 vs. Portland (Nov. 26, 2010)



SEASON	GP-GS	Min	FG-FGA	Pct.	3FG-3FGA	Pct.	FT-FTA	Pct.	OR	DR	Reb	Avg.	PF	DQ	A	TO	BLKS	S	Pts	Avg.
2009-10	31-0	354	39-102	.382	23-60	.383	30-39	.769	36	45	81	2.6	27	0	18	22	1	6	131	4.2
2010-11	33-7	599	91-222	.410	51-135	.378	15-22	.682	50	64	114	3.5	42	0	28	41	1	18	248	7.5
2011-12	29-1	424	39-132	.295	13-68	.191	22-30	.733	35	59	94	3.2	33	0	14	37	2	7	113	3.9
TOTALS	93-8	1377	169-456	.371	87-263	.331	67-91	.736	121	168	289	3.1	102	0	60	100	4	31	492	5.3



LAMAR

44





Celeste Laredo

Guard

5-3 ■ Freshman ■ HS

Freer, Texas

Freer HS

4

PRIOR TO LAMAR: Averaged 29.9 points and 8.8 rebounds per game as a senior at Freer High School, earning District 31-2A MVP honors ... Was named All-South Texas MVP ... Named to all-tourney team at Kingsville Academy Tournament ... Also competed in volleyball and track for Freer HS ... Won regional and district championship in 400 meters as a senior, placing second in the state meet ... Named all-state academic volleyball player for four years ... Earned district offensive MVP volleyball honors as a senior and was the team MVP ... Graduated third in her class.

PERSONAL: Born Nov. 2, 1993, in Corpus Christi, Texas ... Daughter of Alfredo Laredo and Leticia Garcia ... Enjoys dancing and spending time with family and friends ... Plans to major in computer programming at Lamar.

GETTING TO KNOW CELESTE LAREDO...

FAVORITE FOOD: My momma's spaghetti

FAVORITE MOVIE: Love and Basketball

FAVORITE MUSICAL ARTIST: Chris Brown

FAVORITE SPORTS TEAM: San Antonio Silver Starz

FAVORITE SUBJECT: Technology

3 WORDS THAT DESCRIBE YOU: Crazy, funny, loving





Asia Booker

Guard

5-1 ■ Freshman ■ HS

Beaumont, Texas

Ozen HS

12

PRIOR TO LAMAR: Led Ozen High School to a 34-1 record and the Class 4A Region III finals as a senior, averaging 17 points, five assists and five steals per game ... Named To Texas Association of Basketball Coaches All-State team ... Was nominated for McDonald's All-American team ... Earned tournament MVP honors at two events ... Named to Beaumont Enterprise Super Gold team ... As a junior, helped Ozen reach the Class 4A state semifinals ... Named to TABC All-State team ... Was Beaumont Enterprise Player of the Year as a junior ... Earned all-district honors for four straight years ... Ran track at Ozen High School, helping team win state title and being a part of regional championship unit in 4x100 relay as a sophomore and senior.

PERSONAL: Born March 13, 1994, in Beaumont, Texas ... Daughter of James and Ramona Locke ... Her mother holds Lamar career records for assists (653) and steals (333), while scoring 986 points in 110 career games as a Lady Cardinal ... Plans to major in special education at Lamar.

GETTING TO KNOW ASIA BOOKER...

FAVORITE FOOD: Chinese

FAVORITE MOVIE: Love and Basketball; Honey

FAVORITE MUSICAL ARTIST: Webbie

FAVORITE SPORTS TEAM: Chicago Bulls

FAVORITE SUBJECT: Math

3 WORDS THAT DESCRIBE YOU: Goofy, popular, determined





NEWCOMERS



Caroline Adesulu

15

Forward

6-0 ■ Sophomore ■ TR

Arlington, Texas

Mansfield Legacy HS/Odessa College

PRIOR TO LAMAR: Played one season at Odessa College before transferring to Lamar, averaging 6.3 points and 6.6 rebounds per game ... Earned all-conference honors at Odessa ... Led Odessa to regional finals ... Played high school basketball at Mansfield Legacy, earning first-team all-district and academic all-district honors as a senior ... Set school records for most defensive rebounds in a game (13) and season (158) ... Averaged 11 points per game as a senior.

PERSONAL: Born Nov. 7, 1992, in Arlington, Texas ... Daughter of Rose Anele ... Majoring in general studies.

GETTING TO KNOW CAROLINE ADESULU...

FAVORITE FOOD: Chinese

FAVORITE MOVIE: Think Like a Man

FAVORITE MUSICAL ARTIST: India Arie

FAVORITE SPORTS TEAM: Chicago Bulls; Dallas Mavericks

FAVORITE SUBJECT: Math

3 WORDS THAT DESCRIBE YOU: Tall, funny, smart





Jameisha Edwards

20

Guard

5-6 ■ Freshman ■ RS

Crockett, Texas

Crockett HS

2011-12: Redshirted.

PRIOR TO LAMAR: Earned District 23-2A MVP honors as a junior and senior at Crockett High School ... Earned all-state honors as a junior and senior ... Earned all-region honors and regional tournament MVP accolades all four seasons ... Averaged 25 points, eight assists and seven steals as a senior ... Four-time district runner-up in track in the 100 meters ... Member of the National Honor Society.

PERSONAL: Born on Sept. 3, 1992, in Crockett, Texas ... Daughter of Luchiry Edwards III and Crystal Michelle Cooper ... Majoring in general studies ... Enjoys shooting and texting.

GETTING TO KNOW JAMEISHA EDWARDS...

FAVORITE FOOD: Japanese

FAVORITE MOVIE: Superbad

FAVORITE MUSICAL ARTIST: Beyoncé

FAVORITE SPORTS TEAM: Miami Heat

FAVORITE SUBJECT: Math

3 WORDS THAT DESCRIBE YOU: Loving, inspired, goofy





NEWCOMERS



Shaniqua Dogins

23

Forward

5-10 ■ Sophomore ■ TR

Wharton, Texas

Rice Consolidated HS/Blinn College

PRIOR TO LAMAR: Played one season at Blinn College before transferring to Lamar, averaging 12.4 points and 9.1 rebounds per game ... Named to all-region team while at Blinn, as she helped her team post a 22-10 season ... Shared team MVP honors at Blinn ... Played prep ball at Rice Consolidated High School, where she averaged 23.7 points and 13.0 rebounds per game as a senior en route to earning all-region honors ... Played club basketball for Cy-Fair Premier.

PERSONAL: Born Jan. 31, 1993, in Wharton, Texas ... Daughter of Yolanda Mutshatshi ... Enjoys texting and Instagram ... Majoring in general studies at Lamar.

GETTING TO KNOW SHANIQUA DOGINS...

FAVORITE FOOD: Chicken alfredo

FAVORITE MOVIE: Soul Men

FAVORITE MUSICAL ARTIST: Beyoncé

FAVORITE SPORTS TEAM: Miami Heat

FAVORITE SUBJECT: English

3 WORDS THAT DESCRIBE YOU: Young, talented, beautiful





Alice Robinson

Forward

6-0 ■ Junior ■ TR

Bossier City, La.

Parkway HS/Trinity Valley CC

24

PRIOR TO LAMAR: Played two seasons for Trinity Valley Community College, helping the team win the NJCAA national title and post a 36-0 record in her sophomore season ... Averaged 5.4 points and 7.9 points per game as a sophomore at Trinity Valley ... Attended Parkway High School, where she earned honorable mention all-state honors as a senior ... Competed in track and field in high school, finishing fifth in the state in the shot put as a senior.

PERSONAL: Born Feb. 15, 1991, in Shreveport, La. ... Niece of Theresa Robinson ... Enjoys listening to music and playing Call of Duty ... Majoring in general studies.

GETTING TO KNOW ALICE ROBINSON...

FAVORITE FOOD: Chicken wings from Wing Stop

FAVORITE MOVIE: Scary movies and action movies

FAVORITE MUSICAL ARTIST: Wiz Khalifa, Chris Brown, Trey Songz

FAVORITE SPORTS TEAM: Los Angeles Lakers

FAVORITE SUBJECT: Math

3 WORDS THAT DESCRIBE YOU: Chill, goofy, funny





LAMAR UNIVERSITY

NEWCOMERS

LAMAR UNIVERSITY

LAMAR UNIVERSITY



Dominique Edwards

25

Forward

6-0 ■ Sophomore ■ TR

Grand Prairie, Texas

S. Grand Prairie HS/Lon Morris College

PRIOR TO LAMAR: Played one season at Lon Morris College before transferring to Lamar ... At Lon Morris, earned all-conference honors and academic all-conference honors ... Received the school's Miss Bearcat Award ... Attended South Grand Prairie High School, where she averaged nine points and seven rebounds as a senior after averaging 10 points and eight boards per game as a junior.

PERSONAL: Born July 13, 1992, in Dallas, Texas ... Daughter of Timothy and Tanya Edwards ... Enjoys reading, singing, fine dining and watching movies ... Majoring in general studies.

GETTING TO KNOW DOMINIQUE EDWARDS...

FAVORITE FOOD: Items from Chipotle Grill

FAVORITE MOVIE: Harlem Nights; Head of State

FAVORITE MUSICAL ARTIST: Lauryn Hill

FAVORITE SPORTS TEAM: Los Angeles Lakers

FAVORITE SUBJECT: History

3 WORDS THAT DESCRIBE YOU: Ultimate gym rat





Bobbi Taylor

Forward

6-0 ■ Junior ■ RS

Killeen, Texas

Harker Heights HS/South Alabama

42

2011-12: Redshirted.

PRIOR TO LAMAR: Attended South Alabama from 2009-2011 ... Missed all of 2010-11 while recovering from a knee injury ... Averaged 4.7 minutes of action in the 12 games in which she competed as a freshman, averaging 1.9 points and 1.9 rebounds per game ... Missed final seven games of the season due to a knee injury suffered in practice ... Registered a career-high six points twice – vs. Spring Hill and vs. UW-Milwaukee ... Also pulled down a career-best six rebounds against Spring Hill ... Was 4-for-6 from 3-point range and 5-of-6 from the free-throw line ... Lettered three seasons at Harker Heights High School ... Averaged 18.6 ppg and 11.5 rpg as a senior ... Selected to Bob Springer's Texas Basketball Magazine Girls all-state first team prior to the start of her senior season ... Set Harker Heights' single-game record for rebounds when she pulled down 16 boards against Hutto High School during the 2006-07 season ... As a junior, earned both Texas Association of Basketball Coaches 5A All-State honors, as well as first team All-District 13-5A honors after averaging 18.0 ppg and 10.2 rpg, helping the Lady Knights finish the season with a 21-10 overall record and a 9-3 district record ... Named the team's Offensive Player of the Year ... As a sophomore, earned second-team All-District honors ... Played AAU ball for the San Antonio RoHawks ... Played her freshman season at Miller Grove High School in Atlanta, Ga.

PERSONAL: Born July 20, 1991, in Temple, Texas ... Daughter of Jacqueline Sanders ... Enjoys cooking and listening to music ... Majoring in general studies at Lamar.

CAREER HIGHS

POINTS: Spring Hill (Nov. 19, 2009); vs UW-Milwaukee (Nov. 28, 2009)

REBOUNDS: 6 Spring Hill (Nov. 19, 2009)

ASSISTS: 0

BLOCKS: 1 at North Texas (Jan. 20, 2010)

STEALS: 1 (4 occasions); most recent at Florida International (Dec. 31, 2009)

MINUTES: 9 vs. UW-Milwaukee (Nov. 28, 2009)

** All while playing for South Alabama*





2012-13 SEASON PREVIEW

The Lamar University Lady Cardinals hope the 2012-13 season sounds like a broken record.

Senior Kalis Loyd is on pace to set the program record for career points, while coach Larry Tidwell is on the verge of breaking the program mark for career coaching victories.

The Lady Cardinals, who were 16-15 overall, also take aim at extending the team record for consecutive winning seasons to six and their unbeaten streak in non-conference home games, which stands at 33 entering the season.

Loyd, who is the only player currently on Lamar's top-10 all-time list for points, rebounds, assists and steals, needs 300 points to set the school's all-time scoring mark. Loyd's 1,431 career points put her behind Carol Sims, who had 1,571 points, and record-holder Uirannah Jackson's 1,730 points. A two-time first-team All-Conference selection, Loyd led the Lady Cardinals in scoring (16.1 ppg), rebounding (6.4 rpg), assists (84) and steals (64).

Loyd has played 96 games in her Lamar career, 30 shy of the school mark held by Trashanna Smith. The Lady Cardinals have 29 regular-season games this season, meaning LU would have to play at least two postseason games for Loyd to have a shot at the record.

Loyd was the only Lady Cardinal to average double figures in scoring last season. Lamar will be looking for more scoring from guards Taylor Hays (6.0 ppg) and Carenn Baylor (5.4 ppg), as the Lady Cardinals look to fill the void left by the graduation of Monique Whittaker (9.7 ppg).

Other returning players that Tidwell will count on this season include forward Jasmin Henderson (3.9 ppg) and guards Gia Ayers (3.8 ppg) and Shauna Long (3.1 ppg).

Lamar has plenty of



Kalis Loyd led the Lady Cardinals in almost every category as she earned first team all-Southland Conference honors for the second straight season.

newcomers who will be fighting for starting positions and their share of playing time this season. Leading the list of rookies is guard Asia Booker, a homegrown Beaumont, Texas, product from Ozen High School. Booker averaged 17 points, five assists and five steals while leading Ozen to a 34-1 record and a berth in the Class 4A Region III finals. Booker's mother, Ramona Locke, holds Lamar career records for assists (653) and steals (333), while scoring 986 points in 110 career games for the Lady Cardinals. As a junior, Booker led Ozen to the Class 4A state semifinals.

Forward/center Alice Robinson comes to Lamar from Trinity Valley Community College, where she helped lead her team to the National Junior College Athletic Association national championship. Robinson averaged 5.4 points and 7.9 rebounds per game for Trinity Valley, which went 36-0 last season.

Forward Dominique Edwards joins the Lady Cardinals after earning all-conference honors as a freshman at Lon Morris College last season. Edwards averaged 20 points and seven rebounds per game for the Bearcats last season.

Lamar also looks to be bolstered by guard Jameisha Edwards, who was a redshirt freshman last season due to injury.

The Lady Cardinals will be tested right from the start, as they open their season at defending national champion Baylor. It will be the second straight season that Lamar will be the first opponent for the team wearing the crown. In 2011, Lamar was the first opponent for then national champion Texas A&M.

The Baylor game won't be the only tough non-conference road test for the Lady Cardinals this season. Lamar also has away games slated at Ole Miss, Texas Tech, Rice and Louisiana-Monroe. The Lady Cards will face future Southland Conference opponent Houston Baptist in a home-and-home series this season.

Defense has been a trademark of the Lady Cardinals during Tidwell's tenure, and the veteran coach expects more of that this season. Last year, Lamar held opponents to 62.8 points per game and led the conference in steals at 9.9 per game.

Lamar has five non-conference home games this season as it looks to extend its homecourt winning streak. The Lady Cardinals open their home season Nov. 12 against UT Tyler.



**2011-12
STATISTICAL REVIEW**



2011-12 RESULTS

GAME-BY-GAME RESULTS

RECORD:	OVERALL	HOME	AWAY	NEUTRAL
ALL GAMES	16-15	9-4	6-9	1-2
CONFERENCE	8-8	4-4	4-4	0-0
NON-CONFERENCE	8-7	5-0	2-5	1-2

Date	Opponent	Score	Att.	High Points	High Rebounds
11/11/11	OUR LADY OF THE LAKE	W 82-62	2427	(24)Loyd, Kalis	(7)Heithoff, Danielle
11/12/11	at Texas A&M	L 58-83	5672	(20)Loyd, Kalis	(8)Heithoff, Danielle
11/15/11	MISSISSIPPI	W 67-58	842	(15)Whittaker, Monique	(8)Heithoff, Danielle
11/18/11	LOUISIANA-MONROE	W 70-68	1012	(20)Whittaker, Monique	(10)Loyd, Kalis (10)Heithoff, Danielle
11/21/11	at Southern U.	W 70-62	135	(28)Loyd, Kalis	(11)Heithoff, Danielle
11/25/11	#at Kansas	L 40-90	1479	(13)Loyd, Kalis	(8)Henderson, Jasmin
11/26/11	#vs FAU	W 66-61	230	(21)Loyd, Kalis	(12)Loyd, Kalis
11/27/11	#vs IUPUI	L 34-61	133	(10)Long, Shauna (10)Pateraki, Ria	(4)Long, Shauna (4)Whittaker, Monique (4)Loyd, Kalis
12/01/11	at UTEP	L 52-81	891	(9)Green, Ang (9)Whittaker, Monique (9)Hays, Taylor	(4)Heithoff, Danielle (4)Hays, Taylor
12/04/11	at TCU	L 59-73	2855	(18)Loyd, Kalis (18)Whittaker, Monique	(8)Loyd, Kalis
12/18/11	at LSU	L 35-77	4059	(10)Loyd, Kalis	(5)Whittaker, Monique
12/20/11	at Houston Baptist	W 73-40	257	(14)Hays, Taylor	(8)Whittaker, Monique
12/30/11	CENTENARY (LA.)	W 73-44	726	(18)Loyd, Kalis	(6)Hays, Taylor (6)Loyd, Kalis
01/02/12	RICE	W 61-54	1028	(18)Loyd, Kalis	(9)Heithoff, Danielle (9)Loyd, Kalis
01/07/12	*CENTRAL ARKANSAS	L 37-62	595	(10)Whittaker, Monique	(5)Heithoff, Danielle (5)Hays, Taylor
01/11/12	*at McNeese State	L 45-58	1378	(8)Mock, Brateicka (8)Hays, Taylor (8)Heithoff, Danielle	(9)Whittaker, Monique
01/14/12	*at UT Arlington	W 68-52	312	(28)Loyd, Kalis	(8)Loyd, Kalis
01/21/12	*at Central Arkansas	L 53-63	1342	(26)Loyd, Kalis	(7)Loyd, Kalis
01/25/12	*NORTHWESTERN STATE	W 58-56	847	(14)Loyd, Kalis	(10)Ayers, Gia
01/28/12	*at Nicholls	L 64-70	283	(15)Hays, Taylor (15)Ayers, Gia	(11)Loyd, Kalis
02/01/12	*SOUTHEASTERN LA.	L 61-69	746	(12)Green, Ang	(10)Heithoff, Danielle
02/04/12	*at UTSA	W 54-51	1031	(16)Loyd, Kalis	(7)Baylor, Carenn
02/08/12	*at Northwestern State	W 82-61	412	(24)Loyd, Kalis	(7)Loyd, Kalis
02/11/12	*NICHOLLS	W 70-52	886	(17)Loyd, Kalis	(9)Loyd, Kalis
02/15/12	*at Southeastern La.	W 71-69	375	(21)Loyd, Kalis	(10)Hays, Taylor
02/18/12	*TEXAS A&M-CORPUS CHR	W 63-49	736	(22)Loyd, Kalis	(7)Heithoff, Danielle (7)Ayers, Gia
02/22/12	*at Stephen F. Austin	L 51-61	1007	(17)Loyd, Kalis	(11)Heithoff, Danielle
02/25/12	*SAM HOUSTON STATE	L 59-72	1213	(19)Loyd, Kalis	(11)Loyd, Kalis
02/29/12	*TEXAS STATE	W 56-50	752	(20)Loyd, Kalis	(9)Heithoff, Danielle
03/03/12	*MCNEESE STATE	L 40-59	1258	(8)Hays, Taylor (8)Mock, Brateicka	(8)Ayers, Gia
03/06/12	vs Stephen F. Austin	L 64-73	1017	(27)Loyd, Kalis	(5)Loyd, Kalis

* = Southland Conference game

= Basketball Travelers Tip-Off Classic (at University of Kansas)

Attendance Summary	Games	Attend	Avg/Game
Home	13	13068	1005
Away	15	21488	1433
Neutral	3	1380	460
Total	31	35936	1159

2011-12 STATISTICS

FINAL OVERALL STATISTICS

#	Player	gp-gs	min	avg	Total			3-Point		F-Throw		Rebounds										
					fg-fga	fg%	3fg-fga	3fg%	ft-fa	ft%	off	def	tot	avg	pf	dq	a	to	blk	stl	pts	avg
05	Loyd, Kalis	31-29	977	31.5	180-394	.457	13-44	.295	127-179	.709	52	145	197	6.4	76	4	84	113	14	64	500	16.1
23	Whittaker, Monique	31-27	761	24.5	100-264	.379	23-70	.329	79-104	.760	34	86	120	3.9	83	1	14	75	5	20	302	9.7
30	Hays, Taylor	31-11	689	22.2	68-165	.412	33-105	.314	18-31	.581	17	80	97	3.1	36	0	18	26	14	44	187	6.0
14	Baylor, Carenn	26-22	539	20.7	49-150	.327	16-60	.267	27-52	.519	25	46	71	2.7	52	0	36	54	7	50	141	5.4
12	Mock, Brateicka	31-22	733	23.6	48-168	.286	8-25	.320	43-59	.729	11	64	75	2.4	34	0	40	50	0	29	147	4.7
40	Heithoff, Danielle	30-21	587	19.6	55-119	.462	0-1	.000	31-45	.689	73	93	166	5.5	45	0	10	34	16	34	141	4.7
44	Henderson, Jasmin	29-1	424	14.6	39-132	.295	13-68	.191	22-30	.733	35	59	94	3.2	33	0	14	37	2	7	113	3.9
01	Ayers, Gia	27-14	608	22.5	32-104	.308	11-30	.367	27-60	.450	19	67	86	3.2	54	0	74	62	9	33	102	3.8
24	Green, Ang	27-3	309	11.4	24-99	.242	3-22	.136	33-44	.750	21	25	46	1.7	20	0	11	24	1	6	84	3.1
32	Long, Shauna	28-3	324	11.6	30-112	.268	17-80	.213	4-4	1.000	9	21	30	1.1	21	0	25	66	0	12	81	2.9
21	Pateraki, Ria	19-0	128	6.7	11-28	.393	2-6	.333	1-3	.333	10	11	21	1.1	14	0	5	15	2	5	25	1.3
22	Bellatin, Francesca	12-1	68	5.7	4-20	.200	0-3	.000	1-3	.333	5	11	16	1.3	4	0	4	3	1	4	9	0.8
33	Kovtun, Mary	9-1	53	5.9	2-12	.167	0-0	.000	0-2	.000	2	3	5	0.6	6	0	1	4	4	0	4	0.4
Team											56	68	124				15					
Total.....		31	6200		642-1767	.363	139-514	.270	413-616	.670	369	779	1148	37.0	478	5	336	578	75	308	1836	59.2
Opponents.....		31	6200		739-1815	.407	145-483	.300	318-499	.637	391	866	1257	40.5	530	10	420	607	106	287	1941	62.6

Score by Periods	1st	2nd	Totals
Lamar	879	957	1836
Opponents	940	1001	1941

FINAL SOUTHLAND CONFERENCE STATISTICS

#	Player	gp-gs	min	avg	fg-fga	fg%	3fg-fga	3fg%	ft-fa	ft%	off	def	tot	avg	pf	dq	a	to	blk	stl	pts	avg
05	Loyd, Kalis	16-15	520	32.5	95-217	.438	8-29	.276	58-84	.690	26	77	103	6.4	45	3	36	53	6	33	256	16.0
23	Whittaker, Monique	16-14	386	24.1	45-134	.336	12-38	.316	40-52	.769	19	40	59	3.7	45	1	8	32	4	7	142	8.9
30	Hays, Taylor	16-8	397	24.8	40-102	.392	18-63	.286	11-17	.647	14	44	58	3.6	18	0	10	18	6	23	109	6.8
01	Ayers, Gia	14-12	433	30.9	29-82	.354	10-26	.385	15-38	.395	13	51	64	4.6	42	0	56	42	8	20	83	5.9
14	Baylor, Carenn	13-10	274	21.1	25-75	.333	8-27	.296	14-26	.538	17	25	42	3.2	27	0	12	31	6	26	72	5.5
12	Mock, Brateicka	16-8	380	23.8	24-85	.282	4-13	.308	22-27	.815	7	41	48	3.0	21	0	15	19	0	14	74	4.6
40	Heithoff, Danielle	16-10	290	18.1	28-55	.509	0-1	.000	16-25	.640	45	38	83	5.2	23	0	5	19	10	16	72	4.5
44	Henderson, Jasmin	16-0	217	13.6	21-72	.292	10-38	.263	10-13	.769	15	28	43	2.7	14	0	4	18	2	4	62	3.9
24	Green, Ang	13-1	142	10.9	9-42	.214	0-4	.000	18-20	.900	11	13	24	1.8	11	0	2	15	0	4	36	2.8
32	Long, Shauna	13-2	128	9.8	9-42	.214	6-29	.207	0-0	.000	2	8	10	0.8	9	0	6	19	0	5	24	1.8
21	Pateraki, Ria	9-0	19	2.1	1-3	.333	0-0	.000	0-0	.000	1	1	2	0.2	2	0	2	2	0	0	2	0.2
22	Bellatin, Francesca	4-0	13	3.3	0-3	.000	0-0	.000	0-0	.000	2	0	2	0.5	1	0	0	2	1	0	0	0.0
33	Kovtun, Mary	1-0	1	1.0	0-0	.000	0-0	.000	0-0	.000	0	0	0	0.0	0	0	0	0	0	0	0	0.0
Team											28	30	58				7					
Total.....		16	3200		326-912	.357	76-268	.284	204-302	.675	200	396	596	37.2	258	4	156	277	43	152	932	58.2
Opponents.....		16	3200		355-903	.393	71-236	.301	173-257	.673	194	445	639	39.9	266	8	181	304	54	137	954	59.6

Score by Periods	1st	2nd	Totals
Lamar	435	497	932
Opponents	445	509	954

2011-12 BOXSCORES

GAME 1: LAMAR 82, OUR LADY OF THE LAKE 62

Our Lady of the Lake 62 • 1-1																	
#	Player	Total			3-Ptr			Rebounds			PF	TP	A	TO	Blk	Stl	Min
		FG	FGA	FT	FTA	Off	Def	Tot	Off	Def							
13	Solomon, Treshenia	c	0-1	0-0	2-2	0	5	5	3	2	1	5	0	1	17		
05	Darnley, Stacey	g	3-15	2-10	1-3	3	2	5	0	9	0	4	0	3	21		
10	Fuller, Jasmine	g	1-5	0-0	0-0	2	3	5	3	2	0	4	0	1	21		
15	Davis, Nikkia	g	1-4	0-1	3-4	0	3	3	0	5	4	4	0	1	18		
20	Solis, Chelsea	g	4-12	2-8	0-0	1	1	2	4	10	1	2	0	3	22		
01	Cianeros, Arlene	g	2-7	2-5	0-0	0	0	0	0	6	1	0	0	1	5		
11	Nunez, Stephanie	g	1-1	1-1	0-0	0	0	0	0	3	0	0	0	2	5		
21	Owens, Nashae	g	0-3	0-0	6-6	0	1	1	0	6	1	6	0	0	17		
22	Bonnewell, Taylor	g	0-1	0-1	1-2	0	0	0	1	2	1	0	0	0	5		
23	Davison, Jennifer	g	0-2	0-0	5-6	2	0	2	4	5	0	2	0	2	13		
25	Bills, Ali	g	2-9	2-8	0-0	1	1	2	1	6	1	2	0	2	17		
30	Hicks, Ashley	g	0-2	0-0	1-2	0	5	5	1	1	0	0	0	0	16		
33	Kellogg, Chelsea	g	1-5	0-3	2-2	0	0	0	1	4	1	1	0	1	12		
44	Charles, Ashley	g	1-4	0-0	0-0	1	2	3	1	2	0	0	0	0	11		
Team						4	2	6									
Totals			16-71	9-37	21-27	14	25	39	18	62	12	27	0	17	200		
FG % 1st Half:		7-33	21.2%	2nd half:	9-38	23.7%	Game:	16-71	22.5%	Deadball							
3FG % 1st Half:		4-19	21.1%	2nd half:	5-18	27.8%	Game:	9-37	24.3%	Rebounds							
FT % 1st Half:		5-7	71.4%	2nd half:	16-20	80.0%	Game:	21-27	77.8%	3							

Lamar 82 • 1-0																	
#	Player	Total			3-Ptr			Rebounds			PF	TP	A	TO	Blk	Stl	Min
		FG	FGA	FT	FTA	Off	Def	Tot	Off	Def							
23	Whittaker, Monique	f	4-6	0-2	1-2	1	5	6	2	9	0	3	0	0	19		
40	Heithoff, Danielle	c	4-6	0-0	0-0	3	4	7	2	8	0	1	2	1	20		
05	Loyd, Kallis	g	10-13	1-1	3-5	1	4	5	0	24	7	5	1	3	25		
12	Mock, Brateicka	g	2-5	1-2	0-0	0	2	2	0	5	2	2	0	1	21		
14	Baylor, Carenn	g	3-8	1-2	2-2	1	2	3	0	9	3	1	0	3	15		
01	Ayers, Gia	g	0-2	0-0	0-0	1	3	4	2	0	2	1	0	1	7		
21	Pateraki, Ria	g	0-2	0-0	0-1	1	2	3	1	0	1	2	0	0	9		
22	Bellatin, Francesca	g	0-1	0-0	0-0	1	4	5	0	0	1	1	0	1	9		
24	Green, Ang	g	0-4	0-0	4-4	2	3	5	0	4	0	0	0	0	10		
30	Hays, Taylor	g	2-3	0-4	0-0	0	4	4	3	4	1	2	1	3	22		
32	Long, Shauna	g	3-7	1-5	0-0	1	2	3	1	7	4	7	0	0	17		
33	Kovtun, Mary	g	1-4	0-0	0-1	1	2	3	2	2	0	1	1	0	11		
44	Henderson, Jasmin	g	4-8	0-2	2-2	1	3	4	3	10	2	3	0	0	15		
Team						1	4	5									
Totals			33-69	4-15	12-19	15	44	59	16	82	23	29	5	13	200		
FG % 1st Half:		22-40	55.0%	2nd half:	11-29	37.9%	Game:	33-69	47.8%	Deadball							
3FG % 1st Half:		2-10	20.0%	2nd half:	2-5	40.0%	Game:	4-15	26.7%	Rebounds							
FT % 1st Half:		7-9	77.8%	2nd half:	5-10	50.0%	Game:	12-19	63.2%	3							

Officials: Melanie Davis, Greg Rodgers, Jeff Hooton
 Technical fouls: Our Lady of the Lake-None, Lamar-None.
 Attendance: 2427

Score by periods			
	1st	2nd	Total
Our Lady of the Lake	23	39	62
Lamar	53	29	82

	Points	In	Off	2nd	Fast	Bench
	UM	Paint	T/O	Chance	Break	
Our Lady of the Lake	23	10	15	9	4	34
Lamar	53	46	30	7	16	27

Last FG - OLL 2nd-01:30, LU 2nd-03:41.
 Largest lead - OLL None, LU by 36 2nd-16:34.

GAME 3: LAMAR 67, MISSISSIPPI 58

Mississippi 58 • 1-1																	
#	Player	Total			3-Ptr			Rebounds			PF	TP	A	TO	Blk	Stl	Min
		FG	FGA	FT	FTA	Off	Def	Tot	Off	Def							
22	Byrd, Nikki	f	5-10	0-1	1-2	4	5	9	5	11	1	3	0	0	17		
25	Marbra, Courtney	f	1-5	0-0	0-1	3	0	3	2	2	0	3	0	3	20		
04	McFarland, Valencia	g	7-17	2-5	2-6	1	1	2	3	18	4	5	0	1	38		
13	McFerrin, Maggie	g	2-4	2-3	0-0	0	3	3	6	2	1	0	0	1	27		
23	Laws, LaTosha	g	1-5	0-0	0-0	1	1	2	2	2	2	2	0	0	20		
05	Trotter, Jasmine	g	0-0	0-0	0-0	0	0	0	0	0	0	0	0	0	1		
11	Jenkins, Kenyotta	g	0-2	0-0	0-0	0	0	0	0	0	0	1	0	1	6		
15	Hoppe, Pa'Soma	g	3-7	0-0	0-0	7	4	11	3	6	2	2	1	0	17		
20	Singletary, Amber	g	0-3	0-1	0-0	0	0	0	2	0	0	0	0	1	10		
21	McCray, Danielle	g	2-3	0-0	0-0	1	3	4	0	4	0	1	1	0	17		
30	Hameth, Whitney	g	1-3	0-1	0-0	1	1	2	0	2	0	0	0	0	4		
32	Faleru, Tia	g	3-9	0-1	1-5	2	3	5	2	7	1	0	0	1	23		
Team						2	3	5									
Totals			25-68	4-12	4-14	22	24	46	22	58	12	18	2	7	200		
FG % 1st Half:		11-32	34.4%	2nd half:	14-36	38.9%	Game:	25-68	36.8%	Deadball							
3FG % 1st Half:		3-7	42.9%	2nd half:	1-5	20.0%	Game:	4-12	33.3%	Rebounds							
FT % 1st Half:		3-8	37.5%	2nd half:	1-6	16.7%	Game:	4-14	28.6%	3							

Lamar 67 • 2-1																	
#	Player	Total			3-Ptr			Rebounds			PF	TP	A	TO	Blk	Stl	Min
		FG	FGA	FT	FTA	Off	Def	Tot	Off	Def							
23	Whittaker, Monique	f	5-7	1-2	4-7	2	4	6	4	15	0	2	0	1	29		
40	Heithoff, Danielle	c	2-8	0-0	2-2	2	6	8	0	6	1	1	0	1	28		
05	Loyd, Kallis	g	2-7	0-0	6-8	1	4	5	1	10	5	5	1	1	32		
12	Mock, Brateicka	g	0-3	0-1	0-0	0	2	2	0	2	0	1	3	0	18		
14	Baylor, Carenn	g	3-7	2-3	0-0	0	3	3	1	8	2	2	0	3	19		
24	Green, Ang	g	2-6	1-3	3-5	1	2	3	3	8	1	0	0	0	21		
30	Hays, Taylor	g	2-5	1-4	0-0	0	2	2	1	5	2	1	0	1	15		
32	Long, Shauna	g	4-6	2-4	0-0	1	0	1	1	10	2	4	0	0	22		
44	Henderson, Jasmin	g	2-3	1-2	0-0	3	3	6	0	5	1	2	0	0	18		
Team						2	2	4									
Totals			22-52	8-19	15-22	12	28	40	13	67	15	20	1	8	200		
FG % 1st Half:		12-23	52.2%	2nd half:	10-29	34.5%	Game:	22-52	42.3%	Deadball							
3FG % 1st Half:		3-5	60.0%	2nd half:	5-14	35.7%	Game:	8-19	42.1%	Rebounds							
FT % 1st Half:		11-14	78.6%	2nd half:	4-8	50.0%	Game:	15-22	68.2%	3							

Officials: Kelly Johnson, Jeff Fletcher, Ernie Solis
 Technical fouls: Mississippi-None, Lamar-None.
 Attendance: 842

Score by periods			
	1st	2nd	Total
Mississippi	28	30	58
Lamar	38	29	67

	Points	In	Off	2nd	Fast	Bench
	UM	Paint	T/O	Chance	Break	
Mississippi	28	22	15	17	4	19
Lamar	38	20	16	15	2	28

Last FG - UM 2nd-00:31, LU 2nd-02:46.
 Largest lead - UM by 6 1st-16:03, LU by 13 1st-02:04.

GAME 2: TEXAS A&M 83, LAMAR 58

Lamar 58 • 1-1																	
#	Player	Total			3-Ptr			Rebounds			PF	TP	A	TO	Blk	Stl	Min
		FG	FGA	FT	FTA	Off	Def	Tot	Off	Def							
05	Loyd, Kallis	*	7-17	0-0	6-8	0	4	4	2	20	1	6	0	4	34		
12	Mock, Brateicka	*	3-6	0-0	1-2	1	3	4	1	7	2	3	0	0	26		
14	Baylor, Carenn	*	4-9	0-3	9-0	1	2	3	3	9	1	2	0	3	24		
23	Whittaker, Monique	*	2-7	0-2	7-8	1	1	2	3	13	0	2	0	0	21		
40	Heithoff, Danielle	*	1-5	0-0	2-2	2	6	8	4	4	1	2	1	1	24		
01	Ayers, Gia	g	0-1	0-0	0-2	0	0	0	0	0	0	0	0	1	4		
22	Bellatin, Francesca	g	0-1	0-0	0-1	1	1	2	1	0	0	0	0	1	5		
24	Green, Ang	g	0-2	0-0	1-2	0	0	0	0	1	0	2	0	0	6		
30	Hays, Taylor	g	0-3	0-2	0-0	0	1	1	0	0	0	0	0	0	15		
32	Long, Shauna	g	1-2	1-1	0-0	2	2	4	0	3	1	2	0	0	7		
33	Kovtun, Mary	g	0-1	0-0	0-0	0	0	0	0	0	0	1	0	0	6		
44	Henderson, Jasmin	g	1-3	0-1	0-0	2	2	4	4	2	2	4	0	0	18		
Team						1	2	3									
Totals			20-57	1-9	17-25	11	24	35	20	58	8	28	1	10	200		
FG % 1st Half:		8-28	28.6%	2nd half:	12-29	41.4%	Game:	20-57	35.1%	Deadball							
3FG % 1st Half:		0-3	0.0%	2nd half:	1-6	16.7%	Game:	1-9	11.1%	Rebounds							
FT % 1st Half:		4-8	50.0%	2nd half:	13-17	76.5%	Game:	17-25	68.0%	5							

Texas A&M 83 • 1-0																	
#	Player	Total			3-Ptr			Rebounds			PF	TP	A	TO	Blk	Stl	Min
		FG	FGA	FT	FTA	Off	Def	Tot	Off	Def							
03	Bone, Kelsey	*	5-6	0-0	1-2	0	1	1	4	11	1	6	0	1	15		
04	Carter, Sydney	*	6-10	2-4	0-0	2	0	2	3	14	0	1					

2011-12 BOXSCORES

GAME 5: LAMAR 70, SOUTHERN 62

GAME 7: LAMAR 66, FLORIDA ATLANTIC 61

Lamar 70 • 4-1																	
#	Player	Total			3-Ptr			Rebounds			PF	TP	A TO Blk Stl	Min			
		FG-FGA	FG-FGA	FT-FTA	FG-FGA	FG-FGA	FT-FTA	Off	Def	Tot							
05	Loyd, Kalis	11	16	1	2	5	9	1	6	7	4	28	0	3	0	3	34
12	Mock, Brateicka	3	9	1	1	2	2	1	3	4	2	9	4	2	0	1	33
14	Baylor, Carenn	1	1	0	0	1	4	0	1	1	1	3	2	1	0	1	16
23	Whittaker, Monique	4	13	0	2	6	8	1	3	4	2	14	2	3	0	2	34
40	Heithoff, Danielle	2	7	0	0	3	4	3	8	11	0	7	0	0	1	1	19
01	Ayers, Gia	0	0	0	0	1	2	0	0	0	2	1	0	0	0	0	8
24	Green, Ang	0	1	0	1	2	0	0	0	1	1	0	0	0	0	0	7
30	Hays, Taylor	1	3	1	3	0	0	2	2	0	3	0	0	0	2	2	24
32	Long, Shauna	0	1	0	0	0	0	0	0	0	1	0	0	2	0	2	12
44	Henderson, Jasmin	1	6	1	4	1	2	1	1	2	1	4	0	1	0	0	13
Team						3		1		4							
Totals		23	57	4	13	20	33	10	25	35	14	70	8	12	1	12	200
FG % 1st Half:		11-31	35.5%	2nd half:		12-26	46.2%	Game:		23-57	40.4%	Deadball				Rebounds	
3FG % 1st Half:		2-7	28.6%	2nd half:		2-6	33.3%	Game:		4-13	30.8%	Rebounds				9.2	
FT % 1st Half:		3-8	37.5%	2nd half:		17-25	68.0%	Game:		20-33	60.6%						

Southern U. 62 • 1-2																	
#	Player	Total			3-Ptr			Rebounds			PF	TP	A TO Blk Stl	Min			
		FG-FGA	FG-FGA	FT-FTA	FG-FGA	FG-FGA	FT-FTA	Off	Def	Tot							
04	HOPKINS, Essence	2	7	0	0	0	1	1	3	4	0	2	0	0	0	22	
05	FLOYD, Jamie	4	5	0	0	3	5	2	5	7	4	11	0	2	1	30	
12	STEPHENS, Laneisha	2	7	0	0	2	2	1	5	6	4	6	0	2	1	22	
24	SANDERS, Adrian	6	16	2	5	1	2	3	4	15	7	4	0	1	38		
32	RUSH, Lechell	2	6	0	0	1	3	2	1	3	3	5	0	2	1	18	
10	THOMAS, Jessica	2	3	0	0	0	2	2	0	4	0	3	0	1	1	14	
15	JEFFERSON, Jasmine	3	7	0	0	2	3	3	0	3	1	8	2	2	1	20	
21	DOYLE, Anyssa	1	1	0	0	1	2	0	3	0	0	0	0	0	0	7	
23	COLEMAN, Kendra	2	5	0	0	0	6	3	4	2	0	2	0	1	27		
42	STOKER, Destiny	1	1	0	0	0	0	0	0	0	1	2	0	0	0	2	
Team						4		4		8							
Totals		25	58	2	7	10	20	14	27	41	23	62	11	17	5	6	200
FG % 1st Half:		15-30	50.0%	2nd half:		10-28	35.7%	Game:		25-58	43.1%	Deadball				Rebounds	
3FG % 1st Half:		1-2	50.0%	2nd half:		1-5	20.0%	Game:		2-7	28.6%	Rebounds				2.1	
FT % 1st Half:		2-4	50.0%	2nd half:		8-16	50.0%	Game:		10-20	50.0%						

Officials: Ref-Eric Koch; U1-Shawn Goode; U2-Pam Wells
 Technical fouls: Lamar-None. Southern U.-None.
 Attendance: 135

Score by periods	1st	2nd	Total
Lamar	27	43	70
Southern U.	33	29	62

Last FG - LU 2nd-01:27, SUW 2nd-02:29.
 Largest lead - LU by 8 2nd-00:04, SUW by 8 1st-10:51.

Lamar 66 • 5-2																	
#	Player	Total			3-Ptr			Rebounds			PF	TP	A TO Blk Stl	Min			
		FG-FGA	FG-FGA	FT-FTA	FG-FGA	FG-FGA	FT-FTA	Off	Def	Tot							
05	Loyd, Kalis	8	15	0	0	5	7	3	9	12	2	21	7	4	0	2	36
40	Heithoff, Danielle	2	5	0	0	0	0	2	4	6	1	4	0	1	0	0	28
12	Mock, Brateicka	3	8	1	2	5	7	0	0	0	1	12	1	2	0	0	21
23	Whittaker, Monique	2	4	0	1	0	0	1	3	4	4	4	0	5	0	4	23
25	Baylor, Carenn	1	4	1	3	4	0	0	0	3	6	0	1	0	0	17	
01	Ayers, Gia	1	3	1	1	0	0	2	2	0	3	2	1	0	1	21	
21	Pateraki, Ria	1	1	0	0	0	0	1	1	2	1	2	0	4	1	2	15
30	Hays, Taylor	3	3	2	2	1	2	0	2	2	0	9	1	0	1	2	12
32	Long, Shauna	0	2	0	0	0	0	2	2	1	0	4	1	0	0	10	
44	Henderson, Jasmin	2	5	0	2	1	2	0	4	4	1	5	0	1	0	1	17
Team						1		3		4							
Totals		23	50	5	13	15	22	8	30	38	14	66	15	21	2	14	200
FG % 1st Half:		12-27	44.4%	2nd half:		11-23	47.8%	Game:		23-50	46.0%	Deadball				Rebounds	
3FG % 1st Half:		2-6	33.3%	2nd half:		3-7	42.9%	Game:		5-13	38.5%	Rebounds				4.1	
FT % 1st Half:		3-5	60.0%	2nd half:		12-17	70.6%	Game:		15-22	68.2%						

FAU 61 • 3-3																	
#	Player	Total			3-Ptr			Rebounds			PF	TP	A TO Blk Stl	Min			
		FG-FGA	FG-FGA	FT-FTA	FG-FGA	FG-FGA	FT-FTA	Off	Def	Tot							
25	MILLER, Chenise	6	13	0	0	1	1	0	7	7	1	13	1	1	2	4	35
40	GOINS, April	5	8	0	0	1	5	1	7	8	1	11	2	3	1	1	35
13	SCOTT, DaLita	3	10	0	1	1	1	1	1	2	3	7	1	3	0	1	27
22	BROOKS, Taki	3	10	1	1	2	3	5	2	8	4	6	0	0	0	31	
24	STAMPS, Teri	2	11	1	7	2	2	2	0	2	3	7	6	1	0	1	30
01	BYCZKOWSKI, Mariana	1	1	0	0	0	1	0	1	1	1	2	1	1	0	1	10
10	SMITH, Kimberly	0	2	0	0	0	0	1	1	1	0	1	4	0	0	11	
11	PENATE, Viviana	0	0	0	0	0	0	0	0	0	0	0	0	1	0	4	4
14	DEMPSEY, Latavia	5	10	3	5	0	0	1	0	1	4	13	0	1	0	1	17
Team						5		3		8							
Totals		25	65	5	18	6	11	13	22	35	16	61	18	19	3	8	200
FG % 1st Half:		11-32	34.4%	2nd half:		14-33	42.4%	Game:		25-65	38.5%	Deadball				Rebounds	
3FG % 1st Half:		0-5	0.0%	2nd half:		5-13	38.5%	Game:		5-18	27.8%	Rebounds				1	
FT % 1st Half:		3-3	100.0%	2nd half:		3-8	37.5%	Game:		6-11	54.5%						

Officials: Tina Napier, Bill Lrance, Chaney Muench
 Technical fouls: Lamar-None. FAU-None.
 Attendance: 230
 Basketball Travelers Classic Game 3

Score by periods	1st	2nd	Total
Lamar	29	37	66
FAU	25	36	61

Last FG - LU 2nd-03:41, FAU 2nd-00:30.
 Largest lead - LU by 12 2nd-06:22, FAU by 6 1st-17:53.

GAME 6: KANSAS 90, LAMAR 40

GAME 8: IUPUI 61, LAMAR 34

Lamar 40 • 4-2																	
#	Player	Total			3-Ptr			Rebounds			PF	TP	A TO Blk Stl	Min			
		FG-FGA	FG-FGA	FT-FTA	FG-FGA	FG-FGA	FT-FTA	Off	Def	Tot							
05	Loyd, Kalis	1	9	0	1	11	12	4	3	7	0	13	1	3	0	2	22
40	Heithoff, Danielle	2	3	0	0	1	3	4	0	2	1	0	2	1	0	14	
12	Mock, Brateicka	1	7	0	1	0	1	0	2	0	0	2	3	0	0	18	
23	Whittaker, Monique	1	5	0	3	0	2	1	2	0	3	0	0	0	18		
24	Green, Ang	1	4	0	2	2	1	0	1	0	4	0	0	0	0	13	
01	Ayers, Gia	0	4	0	0	2	6	1	3	4	2	2	0	3	0	2	17
21	Pateraki, Ria	1	6	0	2	1	1	1	2	0	3	0	1	0	1	22	
22	Bellatin, Francesca	1	4	0	1	2	0	1	1	0	3	0	0	0	0	8	
30	Hays, Taylor	1	3	0	2	0	1	2	2	0	0	1	0	1	0	18	
32	Long, Shauna	1	10	0	7	0	0	1	1	1	2	1	3	0	1	21	
33	Kovtun, Mary	0	3	0	0	0	1	1	3	0	0	0	0	1	0	14	
44	Henderson, Jasmin	2	6	0	2	0	0	4	4	8	0	4	0	3	0	15	
Team						6		3		9							
Totals		12	64	0	21	16	25	20	24	44	13	40	2	25	3	6	200
FG % 1st Half:		6-33	18.2%	2nd half:		6-31	19.4%	Game:		12-64	18.8%	Deadball				Rebounds	
3FG % 1st Half:		0-11	0.0%	2nd half:		0-10	0.0%	Game:		0-21	0.0%	Rebounds				5.1	
FT % 1st Half:		11-15	73.3%	2nd half:		5-10	50.0%	Game:		16-25	64.0%						

Kansas 90 • 4-0																	
#	Player	Total			3-Ptr			Rebounds			PF	TP	A TO Blk Stl	Min			
		FG-FGA	FG-FGA	FT-FTA	FG-FGA	FG-FGA	FT-FTA	Off	Def	Tot							
11	Sutherland, Aishah	5	9	0	0	1	2	3	5	0	11	1	1	2	2	20	
21	Davis, Carolyn	6	7	0	0	0	1	2	2	12	0	1	1	0	1	14	
03	Goodrich, Angel	4	7	1	1	0	0	3	3	0	9	7	3	0	7	21	
13	Engelman, Monica	3	5	0	1	0	0	1	1	3	6	1	0	0	0	13	
42	Knight, Natalie	2	2	2	2	3	4	0	3	3	2	9	5	1	0	1	16
00	Boyd, Asia	3	5	0	0	5	6	1	3	4	1	11	1	2	0	0	15
02	Breaux, Donielle	1	4	0	0	1	2	3	4	2	0	2	0	2	1	0	17
05	Williams, Bunny	1	3	0	0	2	3	5	1	2	0	1	1	2	1	18	
15	Gardner, Chelsea	1	4	0	0	2	0	4	4	1	2	0	0	0	1	15	
23	Mays, Keena	7	9	0	0	1	0	4	4	1	14	2	2	0	0	14	
24	Harper, CeCe	3	10	0	2	0	0	3	4	7	1	6	2	3	0	24	
33	Jackson, Tania	3	6	0	0	0	0	3	3	1	6	0	0	0	0	13	

2011-12 BOXSCORES

GAME 9: UTEP 81, LAMAR 52

Lamar 52 • 5-4		Total		3-Ptr		Rebounds		PF		TP		A TO		Blk		Stl		Min	
##	Player	FG-FGA	FG-FGA	FT-FTA	Off	Def	Tot	PF	TP	A	TO	Blk	Stl	Min					
23	Whittaker, Monique	f	3-9	1-2	2-2	0	3	3	2	9	0	2	0	25					
40	Heithoff, Danielle	c	1-1	0-0	3-4	1	3	4	1	5	2	1	0	24					
05	Loyd, Kallis	g	2-5	0-0	3-4	0	0	2	1	7	3	2	1	29					
12	Mock, Brateicka	g	0-2	0-0	0-0	0	1	1	0	0	2	1	0	22					
14	Baylor, Carenn	g	1-7	1-4	2-2	1	0	1	3	5	3	2	0	21					
01	Ayers, Gia	g	1-2	0-0	0-0	0	0	0	0	2	0	1	0	7					
21	Pateraki, Ria	g	1-3	0-0	0-0	1	1	2	1	2	0	1	0	10					
22	Bellatin, Francesca	g	1-2	0-0	0-0	0	0	0	0	2	0	0	0	5					
24	Green, Ang	g	4-8	0-1	1-2	1	1	2	0	9	1	0	0	14					
30	Hays, Taylor	g	3-7	2-4	1-2	1	3	4	0	9	0	1	1	17					
32	Long, Shauna	g	0-4	0-4	0-0	1	0	1	1	0	1	4	0	11					
44	Henderson, Jasmin	g	0-3	0-1	2-2	0	3	3	1	2	0	1	0	15					
Team						3	4	7											
Totals			17-53	4-16	14-18	9	21	30	9	52	10	18	2	7	200				
FG % 1st Half: 7-23		30.4%		2nd half: 10-30		33.3%		Game: 17-53		32.1%		Deadball		Rebounds					
3FG % 1st Half: 2-7		28.6%		2nd half: 2-9		22.2%		Game: 4-16		25.0%		1							
FT % 1st Half: 5-7		71.4%		2nd half: 9-11		81.8%		Game: 14-18		77.8%									

UTEP 81 • 7-0		Total		3-Ptr		Rebounds		PF		TP		A TO		Blk		Stl		Min	
##	Player	FG-FGA	FG-FGA	FT-FTA	Off	Def	Tot	PF	TP	A	TO	Blk	Stl	Min					
05	THORNTON, Kayla	f	4-7	0-0	0-0	3	6	9	2	8	4	0	0	23					
23	VITOLA, Kristine	f	4-5	0-1	0-0	2	4	6	1	8	0	2	2	14					
01	SMITH, Kim	g	1-3	0-2	1-2	0	3	3	0	3	1	1	1	17					
03	WILLINGHAM, Kelli	g	3-9	3-8	0-0	0	0	0	1	9	2	2	0	16					
33	MENDES, Melissa	g	3-4	3-4	1-2	3	0	3	2	10	1	0	1	14					
02	LAGY, Ryah	g	1-3	0-1	0-0	0	1	1	0	2	2	0	0	21					
04	EGLITE, Baibe	g	0-3	0-3	0-0	0	0	0	1	0	2	0	0	7					
10	DAVIS, Syerra	g	1-2	0-0	0-0	0	0	0	0	2	0	0	1	7					
11	GREEN, Briana	g	1-7	1-4	0-0	0	0	0	0	3	2	0	0	14					
12	STEINBERGA, Anelo	g	3-5	0-0	1-2	3	3	6	0	7	1	0	0	10					
14	RODRIGUEZ, Marissa	g	0-0	0-0	0-0	0	0	0	1	0	0	0	0	1					
20	BROWN, Gloria	g	4-5	0-0	0-0	3	6	9	3	8	1	2	0	13					
24	NASH, Jenzel	g	4-9	0-3	0-1	2	0	2	2	8	2	2	0	14					
32	PARKER, Chrisauna	g	1-5	0-1	2-4	1	3	4	2	4	1	1	0	15					
34	WARREN, Erika	g	4-6	1-1	0-0	3	3	6	0	9	1	0	0	14					
Team						2	1	3											
Totals			34-73	8-28	5-11	22	30	52	15	81	23	11	4	9	200				
FG % 1st Half: 16-35		45.7%		2nd half: 18-38		47.4%		Game: 34-73		46.6%		Deadball		Rebounds					
3FG % 1st Half: 4-12		33.3%		2nd half: 4-16		25.0%		Game: 8-28		28.6%		2							
FT % 1st Half: 3-6		50.0%		2nd half: 2-5		40.0%		Game: 5-11		45.5%									

Officials: Bryan Enterline, Bill Larence, Randy Campbell
 Technical fouls: Lamar-None. UTEP-None.
 Attendance: 891

Score by periods	1st	2nd	Total
Lamar	21	31	52
UTEP	39	42	81

Points	In	Off	2nd	Fast	Bench
	Paint	T/O	Chance	Break	
LU	24	9	3	4	26
UTEP	42	24	25	10	43

Score tied - 1 time.
 Lead changed - 1 time.

GAME 11: LSU 77, LAMAR 35

Lamar 35 • 5-6		Total		3-Ptr		Rebounds		PF		TP		A TO		Blk		Stl		Min	
##	Player	FG-FGA	FG-FGA	FT-FTA	Off	Def	Tot	PF	TP	A	TO	Blk	Stl	Min					
40	Heithoff, Danielle	c	1-2	0-0	2-2	1	2	3	1	4	1	2	0	21					
05	Loyd, Kallis	g	3-9	0-2	4-5	1	3	4	3	10	1	5	0	33					
12	Mock, Brateicka	g	2-8	0-1	3-4	0	0	0	7	0	0	0	0	26					
14	Baylor, Carenn	g	2-5	0-1	0-0	1	1	2	3	4	2	6	0	26					
24	Green, Ang	g	0-2	0-1	0-2	0	0	0	0	0	0	0	0	8					
01	Ayers, Gia	g	0-0	0-0	0-0	0	1	1	0	0	1	1	0	1					
21	Pateraki, Ria	g	0-2	0-0	0-0	1	0	1	0	1	0	2	0	8					
23	Whittaker, Monique	g	0-4	0-0	1-2	3	2	5	1	1	1	6	0	1					
30	Hays, Taylor	g	1-4	1-4	0-0	0	2	2	0	3	0	0	0	1					
32	Long, Shauna	g	2-6	2-5	0-0	0	0	0	0	6	0	5	0	1					
33	Kovtun, Mary	g	0-1	0-0	0-0	0	0	0	0	0	0	0	0	4					
Team						2	3	5											
Totals			11-43	3-14	10-15	9	14	23	9	35	7	30	0	12	200				
FG % 1st Half: 5-21		23.8%		2nd half: 6-22		27.3%		Game: 11-43		25.6%		Deadball		Rebounds					
3FG % 1st Half: 2-8		25.0%		2nd half: 1-6		16.7%		Game: 3-14		21.4%		3							
FT % 1st Half: 2-4		50.0%		2nd half: 8-11		72.7%		Game: 10-15		66.7%									

LSU 77 • 7-3		Total		3-Ptr		Rebounds		PF		TP		A TO		Blk		Stl		Min	
##	Player	FG-FGA	FG-FGA	FT-FTA	Off	Def	Tot	PF	TP	A	TO	Blk	Stl	Min					
22	JONES, Courtney	f	3-5	0-1	0-0	1	2	3	1	6	1	1	0	2					
05	BARRETT, LaSondra	f	4-5	1-1	0-0	0	4	4	1	9	6	2	0	1					
06	KENNEY, Jeanne	g	1-4	0-1	2-2	0	3	3	1	4	3	4	0	22					
10	WEBB, Adrienne	g	6-14	3-7	0-0	1	3	4	0	15	2	1	0	26					
20	HUGHES, Deslni	g	3-6	0-0	0-0	1	3	4	2	6	5	3	0	23					
03	LUTLEY, Bianca	g	4-6	3-5	0-0	2	5	7	1	11	7	2	1	22					
12	FORTHAN, Krystal	g	3-6	1-2	0-0	0	0	0	0	7	0	4	0	15					
23	McKINNEY, Shancee	g	1-2	0-0	0-0	3	0	3	1	2	0	2	1	9					
24	PLAISANCE, Theresa	g	3-5	1-3	0-0	0	1	1	1	7	0	1	0	8					
25	BLACK, Swayze	g	1-2	0-0	0-0	1	0	1	3	2	1	0	0	14					
30	TURNBOW, Taylor	g	2-3	0-0	0-0	2	2	4	2	4	0	2	1	17					
42	BOYKIN, Sheila	g	2-2	0-0	0-0	1	1	2	1	4	2	1	0	9					
Team						1	1	2											
Totals			33-60	9-20	2-2	13	25	38	14	77	27	24	3	15	200				
FG % 1st Half: 17-30		56.7%		2nd half: 16-30		53.3%		Game: 33-60		55.0%		Deadball		Rebounds					
3FG % 1st Half: 3-6		50.0%		2nd half: 6-14		42.9%		Game: 9-20		45.0%		0							
FT % 1st Half: 0-0		0.0%		2nd half: 2-2		100.0%		Game: 2-2		100.0%									

Officials: Brian Hall, Kevin Pethel, Kylie Galloway
 Technical fouls: Lamar-None. LSU-None.
 Attendance: 4059

Score by periods	1st	2nd	Total
Lamar	14	21	35
LSU	37	40	77

Points	In	Off	2nd	Fast	Bench
	Paint	T/O	Chance	Break	
LU	12	14	10	4	10
LSU	34	31	17	0	37

Score tied - 4 times.
 Lead changed - 4 times.

GAME 10: TCU 73, LAMAR 59

Lamar 59 • 5-5		Total		3-Ptr		Rebounds		PF		TP		A TO		Blk		Stl		Min	
##	Player	FG-FGA	FG-FGA	FT-FTA	Off	Def	Tot	PF	TP	A	TO	Blk	Stl	Min					
23	Whittaker, Monique	f	6-18	4-7	2-2	2	3	5	3	18	1	4	1	0					
05	Loyd, Kallis	g	5-13	0-1	8-13	2	6	8	3	18	5	6	1	4					
12	Mock, Brateicka	g	2-4	1-2	0-1	0	1	1	1	5	1	4	0	2					
14	Baylor, Carenn	g	2-5	1-4	1-2	1	2	3	4	6	1	0	0	0					
30	Hays, Taylor	g	0-2	0-1	0-0	0	4	4	1	0	0	2	1	1					
01	Ayers, Gia	g	0-1	0-1	0-0	0	0	0	1	0	2	1	0	1					
21	Pateraki, Ria	g	0-0	0-0	0-0	0	0	0	2	0	0	0	0	2					
22	Bellatin, Francesca	g	0-0	0-0	0-0	0	1	1	0	0	0	0	0	3					
24	Green, Ang	g	1-6	0-1	1-3	2	2	4	1	3	4	1	0	28					
32	Long, Shauna	g	0-1	0-1	0-0	0	0	0	0	0	1	0	0	1					
40	Heithoff, Danielle	g	0-1	0-0	0-0	1	0	1	0	0	2	0	0	6					
44	Henderson, Jasmin	g	4-7																

2011-12 BOXSCORES

GAME 13: LAMAR 73, CENTENARY (LA.) 44

GAME 15: CENTRAL ARKANSAS 62, LAMAR 37

Centenary (La.) 44 • 3-8																
#	Player	Total			3-Ptr			Rebounds			PF	TP	A TO	Blk	Stl	Min
		FG-FGA	FG-FGA	FT-FTA	Off	Def	Tot	Off	Def	Tot						
01	Tandrea Shamblin	f	1-9	0-0	0-0	2	3	5	2	2	1	2	0	2	33	
02	Jalena Sanders	f	6-9	0-0	1-3	4	5	9	3	13	1	2	0	0	36	
05	Vashni Sharp-Moore	g	1-5	0-1	2-2	2	2	4	3	4	5	1	0	0	34	
20	Kelly Johnstone	g	1-5	0-4	0-0	0	3	3	2	2	1	2	0	1	28	
32	Megan Daniel	g	4-14	3-8	0-0	0	2	2	1	11	0	3	1	1	35	
02	Derrary Thomas	g	2-3	0-1	2-2	2	0	2	0	6	0	0	0	0	8	
11	Romy Kendrick	g	0-0	0-0	0	1	1	0	0	0	2	0	0	0	3	
30	Dio Warr	g	3-12	0-2	0-0	0	6	6	1	6	0	2	0	0	19	
35	Kayla Ruth	g	0-0	0-0	0-0	0	0	0	1	0	0	0	0	0	4	
Team						2	6	8	1			1			34	
Totals			18-57	3-16	5-7	12	28	40	14	44	8	24	1	4	200	
FG % 1st Half: 9-26		34.6%	2nd half: 9-31	29.0%	Game: 18-57	31.6%	Deadball									
3FG % 1st Half: 2-8		25.0%	2nd half: 1-8	12.5%	Game: 3-16	18.8%	Rebounds									
FT % 1st Half: 0-1		0.0%	2nd half: 5-6	83.3%	Game: 5-7	71.4%										

Lamar 73 • 7-6																
#	Player	Total			3-Ptr			Rebounds			PF	TP	A TO	Blk	Stl	Min
		FG-FGA	FG-FGA	FT-FTA	Off	Def	Tot	Off	Def	Tot						
23	Whittaker, Monique	f	5-10	0-0	5-6	1	3	4	1	15	2	2	0	1	25	
40	Heithoff, Danielle	c	2-5	0-0	0-0	1	3	4	2	4	0	0	0	4	21	
05	Loyd, Kalis	g	8-12	0-0	2-4	4	2	6	3	18	2	2	2	2	29	
12	Mock, Brateicka	g	0-2	0-0	0	1	1	0	0	2	0	0	0	1	18	
14	Baylor, Carenn	g	0-3	0-3	3-4	0	1	1	0	3	3	1	0	1	20	
21	Pateraki, Ria	g	3-3	1-1	0-0	1	2	3	1	7	0	0	1	1	8	
22	Bellatin, Francesca	g	0-3	0-0	0-0	1	1	2	0	1	0	0	0	0	5	
24	Green, Ang	g	3-9	2-4	0-0	1	1	2	0	8	3	2	0	1	16	
30	Hays, Taylor	g	5-8	2-5	2-3	1	5	6	2	14	1	1	2	3	31	
32	Long, Shauna	g	1-5	0-3	0-0	0	2	2	1	2	3	3	0	1	13	
33	Kovtun, Mary	g	0-0	0-0	0-0	0	0	0	0	0	0	0	0	0	1	
44	Henderson, Jasmin	g	0-5	0-3	2-2	2	3	5	0	2	0	1	0	0	13	
Team						0	4	4							33	
Totals			27-65	5-19	14-19	12	28	40	10	73	17	12	5	15	200	
FG % 1st Half: 15-31		48.4%	2nd half: 12-34	35.3%	Game: 27-65	41.5%	Deadball									
3FG % 1st Half: 4-10		40.0%	2nd half: 1-9	11.1%	Game: 5-19	26.3%	Rebounds									
FT % 1st Half: 7-8		87.5%	2nd half: 7-11	63.6%	Game: 14-19	73.7%										

Officials: Jody Taylor, Rafik Sandford, Daisy Lane
 Technical fouls: Centenary (La.)-Team. Lamar-None.
 Attendance: 726

Score by periods	1st	2nd	Total
Centenary (La.)	20	24	44
Lamar	41	32	73

Points In Off 2nd Fast Bench
 LU 20 8 2 12 12
 LA 36 30 12 20 33

Score tied - 2 times.
 Lead changed - 5 times.

Last FG - CC 2nd-01:48, LU 2nd-00:48.
 Largest lead - CC by 4 1st-18:45, LU by 36 2nd-05:55.

Central Arkansas 62 • 11-3, 1-0																
#	Player	Total			3-Ptr			Rebounds			PF	TP	A TO	Blk	Stl	Min
		FG-FGA	FG-FGA	FT-FTA	Off	Def	Tot	Off	Def	Tot						
11	Herbert, Megan	f	4-7	0-1	2-2	4	5	9	2	10	0	3	1	1	24	
30	Rogers, Desiree'	f	3-8	0-1	0-0	1	9	10	2	6	0	1	1	0	36	
02	Rice, Micah	g	5-9	1-3	2-2	1	1	2	2	13	0	0	0	3	29	
15	Guiden, Nakeia	g	4-8	1-3	2-2	3	4	7	1	11	1	8	0	3	27	
23	Rogers, Destinee	g	2-7	0-1	0-0	0	2	2	1	4	5	1	0	2	32	
01	Burris, Sharlay	g	3-4	2-2	0-0	0	0	0	0	8	0	1	0	1	11	
04	Taylor, Wesley	g	0-3	0-2	0-0	0	2	2	0	0	0	0	0	0	8	
10	Moffitt, Marci	g	1-3	0-1	0-0	0	0	0	0	2	0	0	0	2	11	
12	Gowans, Britney	g	0-0	0-0	0-0	0	0	0	0	0	0	0	0	0	1	2
22	Sims, Mary	g	0-1	0-0	0-0	0	0	0	0	0	0	0	0	0	2	
32	Moss, Chantel	g	1-1	0-0	0-0	0	0	0	0	2	0	0	0	0	2	
50	Duever, Courtney	g	3-6	0-1	0-0	0	2	2	3	6	1	2	0	1	16	
Team									3	2					16	
Totals			26-57	4-15	6-6	12	27	39	11	62	11	16	2	14	200	
FG % 1st Half: 14-28		50.0%	2nd half: 12-29	41.4%	Game: 26-57	45.6%	Deadball									
3FG % 1st Half: 1-7		14.3%	2nd half: 3-8	37.5%	Game: 4-15	26.7%	Rebounds									
FT % 1st Half: 0-0		0.0%	2nd half: 6-6	100.0%	Game: 6-6	100.0%										

Lamar 37 • 8-7, 0-1																
#	Player	Total			3-Ptr			Rebounds			PF	TP	A TO	Blk	Stl	Min
		FG-FGA	FG-FGA	FT-FTA	Off	Def	Tot	Off	Def	Tot						
23	Whittaker, Monique	f	2-7	0-2	6-6	1	1	2	1	10	2	4	1	1	31	
40	Heithoff, Danielle	c	3-4	0-0	0-0	2	3	5	1	6	2	1	1	2	30	
05	Loyd, Kalis	g	4-12	0-2	0-0	0	3	3	1	8	0	4	3	1	32	
12	Mock, Brateicka	g	0-4	0-0	0-0	0	3	3	0	0	1	4	0	0	24	
14	Baylor, Carenn	g	1-4	0-1	0-0	0	1	1	2	2	2	3	0	0	15	
24	Green, Ang	g	0-4	0-0	0-0	0	2	2	0	2	1	0	0	0	14	
30	Hays, Taylor	g	1-6	1-3	1-2	1	4	5	0	4	0	1	0	2	27	
32	Long, Shauna	g	2-5	1-3	0-0	1	1	2	1	5	0	3	0	0	18	
44	Henderson, Jasmin	g	0-4	0-2	0-0	1	0	1	0	0	0	0	0	0	9	
Team						4	1	5							9	
Totals			13-50	2-13	9-10	10	19	29	6	37	8	20	5	7	200	
FG % 1st Half: 7-28		25.0%	2nd half: 6-22	27.3%	Game: 13-50	26.0%	Deadball									
3FG % 1st Half: 1-7		14.3%	2nd half: 1-6	16.7%	Game: 2-13	15.4%	Rebounds									
FT % 1st Half: 5-6		83.3%	2nd half: 4-4	100.0%	Game: 9-10	90.0%										

Officials: Kelly Johnson, Glen Dixon, Doug Williams
 Technical fouls: Central Arkansas-None. Lamar-None.
 Attendance: 595

Score by periods	1st	2nd	Total
Central Arkansas	29	33	62
Lamar	20	17	37

Points In Off 2nd Fast Bench
 UCA 34 23 8 16 16
 LU 18 8 2 2 11

Score tied - 0 times.
 Lead changed - 3 times.

Last FG - UCA 2nd-01:27, LU 2nd-00:57.
 Largest lead - UCA by 28 2nd-01:27, LU by 2 1st-18:29.

GAME 14: LAMAR 61, RICE 54

GAME 16: MCNEESE STATE 58, LAMAR 45

RICE 54 • 6-7																
#	Player	Total			3-Ptr			Rebounds			PF	TP	A TO	Blk	Stl	Min
		FG-FGA	FG-FGA	FT-FTA	Off	Def	Tot	Off	Def	Tot						
14	HYPOLITE, Brianna	f	6-16	1-6	2-3	3	4	7	2	15	1	1	0	0	32	
30	KUSTER, Jessica	c	6-14	0-1	2-2	0	9	9	2	14	0	4	2	3	36	
25	ASHFORD, Candace	f	3-5	1-1	0-2	2	6	8	0	7	1	1	3	0	31	
01	SMART, D'Frantz	g	1-2	1-1	0-2	0	1	1	0	3	1	3	0	2	10	
05	GOSWITZ, Jessica	g	0-7	0-3	0-0	4	0	4	0	3	2	2	0	2	26	
04	McKINNEY, Amenemope	g	2-6	0-0	5-6	2	6	8	3	9	3	6	0	4	32	
15	SHAFER, Megan	g	0-1	0-0	1-4	0	2	2	0	1	0	1	0	0	6	
21	MADUKA, Nakachi	g	1-2	0-0	2-4	1	0	1	4	4	1	0	1	1	8	
22	ADETULA, Maya	g	0-1	0-1	1-2	0	0	0	2	1	0	1	0	0	5	
23	MOUSSA, Reem	g	0-0	0-0	0-0	0	1	1	0	0	0	0	0	0	2	
31	PORTER, Christal	g	0-5	0-0	0-0	1	2	3	1	0	0	0	0	0	12	
Team						1	0	1							12	
Totals			19-59	3-13	13-25	14	31	45	18	54	9	20	6	12	200	
FG % 1st Half: 12-37		32.4%	2nd half: 7-22	31.8%	Game: 19-59	32.2%	Deadball									
3FG % 1st Half: 2-9		22.2%	2nd half: 1-4	25.0%	Game: 3-13	23.1%	Rebounds									
FT % 1st Half: 7-8		87.5%	2nd half: 6-17	35.3%	Game: 13-25	52.0%										

Lamar 61 • 8-6																
#	Player	Total			3-Ptr			Rebounds			PF	TP	A TO	Blk	Stl	Min
		FG-FGA	FG-FGA	FT-FTA	Off	Def	Tot	Off	Def	Tot						
23	Whittaker, Monique	f	5-10	2-3	2-2	1	3	4	3	14	0	2	0	1	23	
40	Heithoff, Danielle	c	3-9	0-0	0-0	4	5	9	3	6	0	0	0	1	28	
05	Loyd, Kalis	g	8-14	1-1	1-2	0	9	9	1	18	1	6	0	1	34	
12	Mock, Brateicka	g	1-8	0-1	4-5	0	3	3	3	6	2	5	0	1	29	
14	Baylor, Carenn	g	2-7	1-2	0-0	2	3	5	3	5	2	3	1	3	20	
01	Ayers, Gia	g	0-2	0-1	2-2	1	0	1	1	2	1	0	0	2	11	
21	Pateraki, Ria	g	0-0	0-0	0-0	0	0	0	0	0	0	0	0	0	3	
24	Green, Ang	g	0-2	0-0	0-0	1	0	1	1	0	0	2	1	0	11	
30	Hays, Taylor	g	1-2	0-1	2-2	0	2	2	2	4	1	0	1	1	12	
32	Long, Shauna	g	2-4	1-3	0-0	0	0	0	1	5	1	3	0	0	11	
44	Henderson, Jasmin	g	0-4	0-3	1-2	2	2	4	1	1	1	0	0	0	1	



2011-12 BOXSCORES



GAME 17: LAMAR 68, UT ARLINGTON 52

GAME 19: LAMAR 58, NORTHWESTERN ST. 56

Lamar 68 • 9-8 (1-2)

#	Player	Total			3-Ptr			Rebounds			PF	TP	A	TO	Blk	Stl	Min
		FG-FGA	FG-FGA	FT-FTA	Off	Def	Tot	Off	Def	Tot							
23	Whittaker, Monique	f	6-13	5-7	1-2	0	1	1	4	18	1	2	0	0	0	26	
40	Heithoff, Danielle	c	3-5	0-0	0-1	4	1	5	1	6	0	1	0	1	1	24	
05	Loyd, Kalis	g	10-13	3-4	5-6	2	6	8	3	28	4	1	0	5	30		
12	Mock, Brateicka	g	0-3	0-1	0-0	0	1	1	1	0	2	0	0	0	27		
32	Long, Shauna	g	1-7	1-6	0-0	0	2	2	3	2	2	0	2	19			
01	Ayers, Gia	f	1-1	1-1	2-4	2	0	2	2	5	3	4	0	2	25		
14	Baylor, Carenn	f	0-2	0-1	2-2	0	0	0	1	2	2	3	0	1	7		
21	Pateraki, Ria	f	0-0	0-0	0-0	0	0	0	1	0	0	0	0	0	3		
22	Bellatin, Francesca	f	0-0	0-0	0-0	0	0	0	0	0	0	1	0	0	3		
30	Hays, Taylor	f	0-2	0-2	1-2	1	1	2	1	1	1	2	0	2	19		
44	Henderson, Jasmin	f	1-6	1-3	2-2	1	2	3	0	5	0	4	1	2	17		
Team						2	1	3									
Totals			22-52	11-25	13-19	12	15	27	16	68	15	22	1	16	200		

FG % 1st Half: 16-31 51.6% 2nd half: 6-21 28.6% Game: 22-52 42.3%
 3FG % 1st Half: 7-14 50.0% 2nd half: 4-11 36.4% Game: 11-25 44.0%
 FT % 1st Half: 2-3 66.7% 2nd half: 11-16 68.8% Game: 13-19 68.4%

UT Arlington 52 • 2-12 (0-3)

#	Player	Total			3-Ptr			Rebounds			PF	TP	A	TO	Blk	Stl	Min
		FG-FGA	FG-FGA	FT-FTA	Off	Def	Tot	Off	Def	Tot							
23	Takiyah Langford	f	5-10	0-0	2-2	4	3	7	4	12	0	2	0	0	32		
33	Bianca Sauls	f	1-5	0-0	1-3	2	2	4	2	3	0	0	0	2	29		
44	Desherra Nwanguma	f	2-4	0-0	4-4	0	3	3	2	8	0	6	0	0	24		
11	Sabreena DeNure	g	1-2	0-0	0-0	0	1	1	1	2	2	4	0	0	22		
15	Kiara Parker	g	7-10	0-0	0-0	5	7	12	5	14	2	4	0	5	26		
03	Malaika Green	f	0-3	0-0	2-2	1	0	1	0	2	2	2	0	1	17		
10	Krioni Bruce	f	0-0	0-0	2-2	0	0	0	0	2	0	2	0	0	3		
12	Chauntand Williams	f	2-5	0-1	0-0	0	1	1	2	4	0	3	0	1	14		
21	Briana Walker	f	1-1	0-0	1-2	1	0	1	1	3	0	2	0	1	7		
23	Michelle Rodriguez	f	0-3	0-2	0-0	0	1	1	1	0	0	1	0	0	11		
24	Eboni Watkins	f	0-1	0-0	0-0	0	0	0	0	0	0	0	0	0	5		
34	Hailee Rhymes	f	0-1	0-0	0-0	0	0	0	0	0	0	1	0	0	2		
35	Rosalyn Thorpe	f	1-2	0-0	0-0	0	1	1	1	2	0	2	0	0	8		
Team						1	2	3									
Totals			20-47	0-3	12-15	14	21	35	19	52	6	31	0	10	200		

FG % 1st Half: 12-24 50.0% 2nd half: 8-23 34.8% Game: 20-47 42.8%
 3FG % 1st Half: 0-0 0.0% 2nd half: 0-3 0.0% Game: 0-3 0.0%
 FT % 1st Half: 8-9 88.9% 2nd half: 4-6 66.7% Game: 12-15 80.0%

Officials: Bill Larence, Julie Sharp, Ivory Bickman
 Technical fouls: Lamar-None. UT Arlington-None.
 Attendance: 312

Score by periods	1st	2nd	Total
Lamar	41	27	68
UT Arlington	32	20	52

In Points Off 2nd Fast
 Paint T/O Chance Break Bench
 LU 18 28 11 8 13
 WUTA 30 17 17 6 13

Score tied - 0 times.
 Lead changed - 0 times.

Last FG - LU 2nd-09:14, WUTA 2nd-00:54.
 Largest lead - LU by 23 2nd-02:34, WUTA None.

Northwestern State 56 • 5-14, 1-5

#	Player	Total			3-Ptr			Rebounds			PF	TP	A	TO	Blk	Stl	Min
		FG-FGA	FG-FGA	FT-FTA	Off	Def	Tot	Off	Def	Tot							
31	Armstead, Trudy	f	5-11	0-0	2-3	2	5	7	2	12	1	1	2	1	32		
21	Upchurch, Jasmine	c	10-16	0-0	1-3	5	6	11	5	21	0	2	4	1	37		
03	Drake, Ronikka	g	0-6	0-2	2-2	1	5	6	1	2	1	3	0	0	28		
14	Graf, Meredith	g	1-7	0-4	0-0	2	2	4	1	2	1	2	0	1	28		
23	James, Jordi	g	7-19	1-5	0-0	3	7	10	4	15	4	4	0	3	40		
02	Williams, Tiandra	f	2-7	0-2	0-1	3	1	4	2	4	0	4	0	0	19		
20	Ausmer, Arianne	f	0-1	0-0	0-0	2	1	3	1	0	0	1	0	0	16		
Team						1	1	2									
Totals			25-67	1-13	5-9	19	28	47	16	56	7	17	6	6	200		

FG % 1st Half: 7-30 23.3% 2nd half: 18-37 48.6% Game: 25-67 37.3%
 3FG % 1st Half: 1-9 11.1% 2nd half: 0-4 0.0% Game: 1-13 7.7%
 FT % 1st Half: 0-1 0.0% 2nd half: 5-6 83.3% Game: 5-9 55.6%

Lamar 58 • 10-9, 2-3

#	Player	Total			3-Ptr			Rebounds			PF	TP	A	TO	Blk	Stl	Min
		FG-FGA	FG-FGA	FT-FTA	Off	Def	Tot	Off	Def	Tot							
23	Whittaker, Monique	f	4-13	1-5	2-2	2	1	3	3	11	0	3	0	1	24		
40	Heithoff, Danielle	f	3-7	0-0	3-4	6	3	9	2	9	1	1	0	3	27		
01	Ayers, Gia	f	1-5	0-1	0-2	0	10	10	4	2	3	4	2	1	36		
05	Loyd, Kalis	g	5-14	0-3	4-8	3	4	7	4	14	4	1	0	2	34		
12	Mock, Brateicka	g	2-8	0-0	7-8	1	3	4	2	11	2	1	0	3	36		
21	Pateraki, Ria	f	0-0	0-0	0-0	0	0	0	0	0	0	0	0	0	1		
24	Green, Ang	f	0-1	0-0	0-0	1	0	1	0	0	0	2	0	0	6		
30	Hays, Taylor	f	2-6	1-4	0-1	0	3	3	1	5	0	2	0	1	23		
32	Long, Shauna	f	0-0	0-0	0-0	0	1	1	0	0	0	0	0	0	4		
44	Henderson, Jasmin	f	2-4	2-3	0-0	2	0	2	1	6	0	1	0	0	9		
Team						1	1	2									
Totals			19-58	4-16	16-25	16	26	42	18	58	10	15	2	11	200		

FG % 1st Half: 13-34 38.2% 2nd half: 6-24 25.0% Game: 19-58 32.8%
 3FG % 1st Half: 4-11 36.4% 2nd half: 0-5 0.0% Game: 4-16 25.0%
 FT % 1st Half: 0-3 0.0% 2nd half: 16-22 72.7% Game: 16-25 64.0%

Officials: Martin Ramsey, Marc Merrill, Tommy Prossie
 Technical fouls: Northwestern State-None. Lamar-None.
 Attendance: 847

Score by periods	1st	2nd	Total
Northwestern State	15	41	56
Lamar	30	28	58

In Points Off 2nd Fast
 Paint T/O Chance Break Bench
 LU 36 13 19 2 4
 NWLA 22 23 10 6 11

Score tied - 0 times.
 Lead changed - 1 time.

Last FG - NWLA 2nd-00:17, LU 2nd-05:46.
 Largest lead - NWLA by 5 1st-19:13, LU by 19 2nd-19:12.

GAME 18: CENTRAL ARKANSAS 63, LAMAR 53

GAME 20: NICHOLLS 70, LAMAR 64

Lamar 53 • 9-9, 1-3

#	Player	Total			3-Ptr			Rebounds			PF	TP	A	TO	Blk	Stl	Min
		FG-FGA	FG-FGA	FT-FTA	Off	Def	Tot	Off	Def	Tot							
05	Loyd, Kalis	*	10-21	1-4	5-6	1	6	7	2	26	2	1	0	3	36		
12	Mock, Brateicka	*	2-7	0-0	3-4	1	5	6	2	7	1	1	0	0	30		
23	Whittaker, Monique	*	1-7	1-5	0-0	1	0	1	1	3	0	2	2	1	26		
32	Long, Shauna	*	0-4	0-2	0-0	0	0	0	0	0	1	1	0	0	10		
40	Heithoff, Danielle	*	1-1	0-0	0-0	0	0	0	0	3	2	0	1	0	14		
01	Ayers, Gia	*	3-6	1-3	1-2	0	2	2	3	8	3	0	1	0	28		
14	Baylor, Carenn	*	2-5	1-2	0-0	1	0	1	1	5	0	3	0	1	18		
24	Green, Ang	*	0-0	0-0	0-0	0	0	0	0	0	0	0	0	0	4		
30	Hays, Taylor	*	0-0	0-0	0-0	0	2	2	0	0	0	1	0	2	21		
44	Henderson, Jasmin	*	0-2	0-2	2-2	0	2	2	0	2	1	0	0	0	13		
Team						0	4	4									
Totals			19-53	4-18	11-14	4	21	25	12	53	8	10	3	8	200		

FG % 1st Half: 10-28 35.7% 2nd half: 9-25 36.0% Game: 19-53 35.8%
 3FG % 1st Half: 2-9 22.2% 2nd half: 2-9 22.2% Game: 4-18 22.2%
 FT % 1st Half: 3-3 100.0% 2nd half: 8-11 72.7% Game: 11-14 78.6%

Central Arkansas 63 • 14-4, 4-1

#	Player	Total			3-Ptr			Rebounds			PF	TP	A	TO	Blk	Stl	Min
		FG-FGA	FG-FGA	FT-FTA	Off	Def	Tot	Off	Def	Tot							
02	Rice, Micah	*	4-8	3-4	0-0	0	3	3	1	11	4	0	1	1	32		
11	Herbert, Megan	*	3-6	0-0	5-5	2	5	7	1	11	3	0	0	1	36		
15	Guiden, Nakeia	*	6-9	0-1	3-7	0	2	2	1	15	1	4	1	0	26		
23	Rogers, Destinee	*	0-3	0-2	0-2	0	2	2	2	0	4	3	0	0	35		
30	Rogers, Desiree	*	4-7	1-2	0-0	1	6	7	3	9	0	4	0	3	21		
01	Burris, Sharlay	*	1-2	0-0	0-0	0	0	0	0	2	0	2	0	0	8		
04	Taylor, Westin	*	0-1	0-1	0-0	0	1	1	0	0	0	0	0	0	7		
10	Moffitt, Marci	*	1-1	1-1	0-0	0	1	1	1	3	0	0	0	1	12		
50	Duever, Courtney	*	5-11	2-3	0-0	2	9	11	3	12	1	2	1	2	23		
Team						0	3	3									
Totals			24-48	7-14	8-14	5	32	37	12	63	14	15	3	8	200		

FG % 1st Half: 10-25 40.0% 2nd half: 14-23 60.9% Game: 24-48 50.0%
 3FG % 1st Half: 3-7 42.9% 2nd half: 4-7 57.1% Game: 7-14 50.0%
 FT % 1st Half: 0-0 0.0% 2nd half: 8-14 57.1% Game: 8-14 57.1%

Officials: Darci Doll, Marcus Clayton, Courtney Walker
 Technical fouls: Lamar-None. Central Arkansas-None.
 Attendance: 1342

Score by periods	1st	2nd	Total
Lamar	25	28	53
Central Arkansas	23	40	63

In Points Off 2nd Fast
 Paint T/O Chance Break Bench
 LU 24 15 5 8 15
 UCA 27 16 7 7 17

Score tied - 9 times.
 Lead changed - 9 times.

Last FG - LU 2nd-01:58, UCA 2nd-00:13.
 Largest lead - LU by 8 2nd-18:21, UCA by 10 2nd-05:21.

Lamar 64 • 10-10, 2-4

#	Player	Total			3-Ptr			Rebounds			PF	TP	A	TO	Blk	Stl	Min
		FG-FGA	FG-FGA	FT-FTA	Off	Def	Tot	Off	Def	Tot							
23	Whittaker, Monique	f	3-8	0-0	0-0	1	5	6	3	6	0	5	0	0	22		
40	Heithoff, Danielle	c	1-1	0-0	0-0	1	1	2	0	2	0	1	0	0	10		
01	Ayers, Gia	f	6-12	2-4	1-4	3	7	10	1	15	8	3</					

2011-12 BOXSCORES

GAME 21: SOUTHEASTERN LA. 69, LAMAR 61

GAME 23: LAMAR 82, NORTHWESTERN ST. 62

Southeastern La. 69 • 7-13, 2-5															
#	Player	Total			3-Ptr			Rebounds			PF	TP	A TO Bk Stl Min		
		FG-FGA	FG-FGA	FT-FTA	Off	Def	Tot	Off	Def	Tot					
02	Gibson, Aja	f	5-10	0-0	1-2	2	7	9	3	11	0	2	2	0	34
10	Simmons, Brandi	f	4-8	0-0	1-3	3	4	7	2	9	5	1	1	1	30
15	Jenkins, Kelli	g	4-13	0-0	3-6	1	5	6	0	11	4	2	0	0	34
11	Sommers, Jessica	g	4-9	4-8	0-0	0	0	0	2	12	0	0	0	0	22
33	Holder, Latonia	g	5-9	2-4	4-4	1	2	3	2	16	3	2	0	4	28
03	Crenshaw, Amber	g	0-0	0-0	0-0	0	0	0	0	0	0	0	0	0	2
12	Styles, Elizabeth	g	4-6	0-0	1-2	1	1	2	1	9	4	3	0	1	19
15	Shaffer, Hillary	g	0-2	0-0	0-0	1	1	2	0	0	0	1	2	0	12
24	Miller, Symone	g	0-3	0-1	1-2	1	0	1	1	1	0	0	0	1	19
Team						2 4 6									
Totals			26-60	6-13	11-19	12	24	36	13	69	16	11	5	7	200
FG % 1st Half:		13-33	39.4%	2nd half:	13-27	48.1%	Game:		26-60	43.3%	Deadball				
3FG % 1st Half:		4-8	50.0%	2nd half:	2-6	40.0%	Game:		6-13	46.2%	Rebounds				1
FT % 1st Half:		2-6	33.3%	2nd half:	9-13	69.2%	Game:		11-19	57.9%					

Lamar 61 • 10-11, 2-5															
#	Player	Total			3-Ptr			Rebounds			PF	TP	A TO Bk Stl Min		
		FG-FGA	FG-FGA	FT-FTA	Off	Def	Tot	Off	Def	Tot					
23	Whittaker, Monique	f	2-8	0-1	2-2	1	3	4	2	6	0	0	0	0	19
40	Heithoff, Danielle	f	2-6	0-0	2-2	3	7	10	3	6	1	1	2	0	23
01	Ayers, Gia	g	1-4	1-1	1-2	0	5	5	3	4	5	3	0	3	40
12	Mock, Brateicka	g	4-12	1-2	0-0	0	0	0	3	9	1	0	0	0	27
30	Hays, Taylor	g	4-11	3-8	0-0	2	2	4	1	11	3	2	0	1	26
05	Loyd, Kalis	g	2-6	0-0	0-0	3	5	8	4	4	1	5	1	1	24
24	Green, Ang	g	3-9	0-1	6-6	1	1	2	2	12	0	3	0	1	24
44	Henderson, Jasmin	g	3-4	1-1	2-2	3	4	7	0	9	0	1	0	0	18
Team						2 1 3									
Totals			21-60	6-14	13-14	15	28	43	17	61	11	15	3	6	200
FG % 1st Half:		11-28	39.3%	2nd half:	10-32	31.3%	Game:		21-60	35.0%	Deadball				
3FG % 1st Half:		3-8	37.5%	2nd half:	3-6	50.0%	Game:		6-14	42.9%	Rebounds				1,1
FT % 1st Half:		2-2	100.0%	2nd half:	11-12	91.7%	Game:		13-14	92.9%					

Officials: Emie Solis, Jody Taylor, Fred Steubing
 Technical fouls: Southeastern La.-None. Lamar-None.
 Attendance: 746

Score by periods	1st	2nd	Total
Southeastern La.	32	37	69
Lamar	27	34	61

	Points	In	Off	2nd	Fast	Bench
	SLU	Paint	T/O	Chance	Break	
Southeastern La.	30	20	14	6	6	10
Lamar	18	4	12	6	6	25

Last FG - SLU 2nd-00:50, LU 2nd-00:03.
 Largest lead - SLU by 10 2nd-16:34, LU by 7 1st-17:48.
 Score tied - 5 times.
 Lead changed - 9 times.

Lamar 82 • 12-11 (4-5)															
#	Player	Total			3-Ptr			Rebounds			PF	TP	A TO Bk Stl Min		
		FG-FGA	FG-FGA	FT-FTA	Off	Def	Tot	Off	Def	Tot					
01	Ayers, Gia	f	3-4	1-1	0-4	1	4	5	3	7	5	2	1	2	32
05	Loyd, Kalis	f	9-15	1-2	5-13	1	6	7	1	24	3	5	0	3	30
14	Baylor, Carenn	g	2-3	0-0	0-0	0	2	2	4	4	0	3	0	4	18
23	Whittaker, Monique	f	4-10	2-2	2-2	1	3	4	3	12	0	0	0	0	19
30	Hays, Taylor	g	6-9	2-4	4-6	1	3	4	2	18	0	0	1	3	27
12	Mock, Brateicka	g	1-2	0-0	0-0	0	4	4	2	2	1	0	0	0	14
21	Pateraki, Ria	g	0-0	0-0	0-0	0	0	0	0	0	0	1	1	0	2
22	Bellatin, Francesca	g	0-1	0-0	0-0	0	0	0	0	0	0	1	0	1	0
24	Green, Ang	g	0-4	0-1	0-0	1	2	3	1	0	0	0	0	0	11
32	Long, Shauna	g	0-2	0-1	0-0	0	0	0	0	0	0	2	0	0	8
40	Heithoff, Danielle	g	2-2	0-0	5-6	1	1	2	1	9	1	2	0	0	19
44	Henderson, Jasmin	g	2-5	2-3	0-1	0	3	3	0	6	2	2	0	1	18
Team						4 1 5									
Totals			29-57	8-15	16-32	10	29	39	19	82	13	18	3	13	200
FG % 1st Half:		13-31	41.9%	2nd half:	16-26	61.5%	Game:		29-57	50.9%	Deadball				
3FG % 1st Half:		4-9	44.4%	2nd half:	4-6	66.7%	Game:		8-15	53.3%	Rebounds				5
FT % 1st Half:		5-10	50.0%	2nd half:	11-22	50.0%	Game:		16-32	50.0%					

Northwestern State 61 • 5-18 (1-9)															
#	Player	Total			3-Ptr			Rebounds			PF	TP	A TO Bk Stl Min		
		FG-FGA	FG-FGA	FT-FTA	Off	Def	Tot	Off	Def	Tot					
02	Williams, Tiandra	f	3-8	1-3	2-5	1	4	5	3	9	1	6	0	2	29
03	Drake, Ronikka	f	3-10	1-5	4-4	0	0	0	4	11	2	4	0	1	28
14	Graf, Meredith	f	2-12	1-7	0-0	2	6	8	3	5	2	5	0	2	38
21	Upchurch, Jasmine	g	6-11	0-0	2-2	4	5	9	2	14	2	0	1	0	36
31	Armstead, Trudy	f	2-9	0-0	2-2	1	3	4	5	6	1	0	1	1	19
12	Danku, Jessica	g	1-1	0-0	0-0	0	0	0	1	2	0	0	0	2	3
20	Ausmer, Arianne	g	2-3	1-1	3-4	0	2	2	4	8	2	6	0	2	20
23	James, Jordi	g	1-10	0-2	4-4	3	6	9	2	6	1	2	0	0	27
Team						5 3 8									
Totals			20-64	4-18	17-21	16	29	45	24	61	11	23	2	10	200
FG % 1st Half:		13-36	36.1%	2nd half:	7-28	25.0%	Game:		20-64	31.3%	Deadball				
3FG % 1st Half:		2-10	20.0%	2nd half:	2-8	25.0%	Game:		4-18	22.2%	Rebounds				3
FT % 1st Half:		1-3	33.3%	2nd half:	16-18	88.9%	Game:		17-21	81.0%					

Officials: Eric Baker, Glen Dixon, Randy Robertson
 Technical fouls: Lamar-None. Northwestern State-None.
 Attendance: 412

Score by periods	1st	2nd	Total
Lamar	35	47	82
Northwestern State	29	32	61

	Points	In	Off	2nd	Fast	Bench
	LU	Paint	T/O	Chance	Break	
Lamar	36	27	8	16	17	17
Northwestern State	22	18	16	6	6	16

Last FG - LU 2nd-01:26, NWLA 2nd-00:36.
 Largest lead - LU by 23 2nd-02:37, NWLA None.
 Score tied - 0 times.
 Lead changed - 0 times.

GAME 22: LAMAR 54, UTSA 51

GAME 24: LAMAR 70, NICHOLLS 52

Lamar 54 • 11-11, 3-5 SLC															
#	Player	Total			3-Ptr			Rebounds			PF	TP	A TO Bk Stl Min		
		FG-FGA	FG-FGA	FT-FTA	Off	Def	Tot	Off	Def	Tot					
40	Heithoff, Danielle	c	1-2	0-0	0-0	1	1	2	3	2	0	0	2	1	14
01	Ayers, Gia	g	2-3	0-0	2-4	1	0	1	4	6	1	3	0	2	29
05	Loyd, Kalis	g	5-11	0-0	6-9	0	4	4	2	16	2	5	0	2	28
14	Baylor, Carenn	g	2-7	0-2	6-9	3	4	7	3	10	1	2	0	1	28
30	Hays, Taylor	g	2-5	1-3	0-0	1	1	2	1	5	0	0	0	2	20
12	Mock, Brateicka	g	1-3	0-0	0-1	1	3	4	3	2	1	3	0	3	20
21	Pateraki, Ria	g	1-2	0-0	0-0	0	0	0	0	2	0	0	0	0	3
23	Whittaker, Monique	g	3-7	1-1	0-0	0	5	5	7	7	0	2	0	0	21
24	Green, Ang	g	0-2	0-0	0-0	0	2	2	1	0	0	2	0	0	12
32	Long, Shauna	g	0-4	0-2	0-0	0	1	1	0	0	1	1	0	0	12
44	Henderson, Jasmin	g	1-6	1-3	1-2	0	2	2	1	4	0	1	0	0	13
Team						1 1 2									
Totals			18-52	3-11	15-25	8	24	32	23	54	6	20	2	11	200
FG % 1st Half:		8-28	28.6%	2nd half:	10-24	41.7%	Game:		18-52	34.6%	Deadball				
3FG % 1st Half:		1-5	20.0%	2nd half:	2-6	33.3%	Game:		3-11	27.3%	Rebounds				5,1
FT % 1st Half:		3-5	60.0%	2nd half:	12-20	60.0%	Game:		15-25	60.0%					

UTSA 51 • 7-14, 3-5 SLC															
#	Player	Total			3-Ptr			Rebounds			PF	TP	A TO Bk Stl Min		
		FG-FGA	FG-FGA	FT-FTA	Off	Def	Tot	Off	Def	Tot					
22	Gardner, Ashley	f	2-8	1-4	0-0	2	5	7	1	5	0	1	0	0	35
55	Cooper, Cori	f	2-2	0-0	0-0	2	0	2	0	4	0	2	0	0	7
32	Wright, Whitney	c	2-4	0-0	3-4	0	2	2	5	7	0	2	1	2	18
10	King, Kamra	g	2-5	0-3	6-8	0	0	0	3	10	2	1	0	2	30
15	Young, Simone	g	4-10	2-3	1-1	2	1	3	2	11	4	9	1	0	38
01	Jones, Judy	g	1-7	0-1	3-8	2	7	9	5	5	2	3	1	2	24
04	Montgomery, Jalisa	g	3-5	0-0	0-2	2	4	6	3	6	0	3	1	0	14
11	Menz, Jenny	g	0-0	0-0	0-0	0	1	1	0	0	1	0	0	0	4
24	Spaletta, Ashley	g	0-3	0-3	0-0	0	3	3	1	0	1	1	0	1	14
30	Waturuocha, Ijeoma	g	0-2	0-1	0-2	0	0	0	0	0	0	0	0	0	4
34	Thorman, Lyndi	g	1-4	0-1	1-2	2	6	8	0	3	0	0	2	0	12
Team						2 2 4									
Totals			17-50	3-16	14-27	14	31	45	20	51	10	22	6	7	200
FG % 1st Half:		7-27	25.9%	2nd half:	10-23	43.5%	Game:		17-50	34.0%	Deadball				
3FG % 1st Half:		0-8	0.0%	2nd half:	3-8	37.5%	Game:		3-16	18.8%	Rebounds				7



2011-12 BOXSCORES



GAME 25: LAMAR 71, SOUTHEASTERN LA. 69

Lamar 71 • 14-11, 6-5 SLC																	
#	Player	Total			3-Ptr			Rebounds			PF	TP	A	TO	Blk	Stl	Min
		FG	FGA	FT	FTA	Off	Def	Total	Off	Def							
23	Whittaker, Monique	f	4-7	0-0	5-6	0	2	2	4	13	1	1	0	1	1	16	
01	Ayers, Gia	g	4-7	2-2	4-6	0	4	4	4	14	4	6	0	1	2	29	
05	Loyd, Kalis	g	7-15	2-3	5-7	0	3	3	2	21	2	3	0	4	4	40	
14	Baylor, Carenn	g	2-5	2-4	1-4	1	4	5	4	7	1	2	1	2	3	34	
30	Hays, Taylor	g	1-6	1-4	2-2	3	7	10	1	5	1	1	2	0	2	28	
12	Mock, Brateicka	g	1-6	1-2	2-2	0	1	1	1	5	2	1	0	0	0	26	
22	Bellatin, Francesca	g	0-1	0-0	0-0	2	2	2	0	0	0	0	0	0	0	3	
40	Heithoff, Danielle	g	3-6	0-1	0-1	3	2	5	2	6	0	1	0	1	1	18	
44	Henderson, Jasmin	g	0-3	0-2	0-0	1	0	1	0	0	0	0	0	0	0	6	
Team						2	2	4									
Totals			22-56	8-18	19-28	12	25	37	18	71	11	15	3	9	200		
FG % 1st Half:		10-31	32.3%	2nd half:	12-25	48.0%	Game:	22-56	39.3%								Deadball Rebounds
3FG % 1st Half:		4-11	36.4%	2nd half:	4-7	57.1%	Game:	8-18	44.4%								2
FT % 1st Half:		8-11	72.7%	2nd half:	11-17	64.7%	Game:	19-28	67.9%								

Southeastern La. 69 • 9-15, 4-7 SLC																	
#	Player	Total			3-Ptr			Rebounds			PF	TP	A	TO	Blk	Stl	Min
		FG	FGA	FT	FTA	Off	Def	Total	Off	Def							
02	Gibson, Aja	f	3-5	0-0	3-4	1	4	5	3	9	1	1	0	2	21		
51	Simmons, Brandi	f	6-13	0-0	4-9	3	11	14	2	16	2	1	3	4	39		
10	Jenkins, Kelli	g	5-10	2-4	3-4	2	4	6	3	15	5	3	0	0	26		
11	Sommers, Jessica	g	2-8	2-7	0-0	0	1	1	5	6	2	0	0	3	24		
33	Holder, Latoria	g	9-14	1-3	0-0	4	2	6	1	19	2	0	2	2	36		
03	Crenshaw, Amber	g	0-1	0-1	0-0	0	0	0	1	0	0	0	0	0	6		
12	Styles, Elizabeth	g	1-7	0-0	0-0	0	2	2	3	2	1	4	0	0	16		
15	Shaffer, Hillary	g	0-1	0-1	0-0	0	2	2	0	0	0	4	1	0	14		
24	Miller, Symone	g	1-2	0-0	0-0	1	2	3	1	2	2	0	0	0	15		
30	Postell, Summer	g	0-1	0-0	0-0	0	0	0	2	0	0	2	0	0	3		
Team						4	1	5									
Totals			27-62	5-16	10-17	15	29	44	21	69	15	18	4	11	200		
FG % 1st Half:		11-27	40.7%	2nd half:	16-35	45.7%	Game:	27-62	43.5%								Deadball Rebounds
3FG % 1st Half:		1-4	25.0%	2nd half:	4-12	33.3%	Game:	5-16	31.3%								2
FT % 1st Half:		3-4	75.0%	2nd half:	7-13	53.8%	Game:	10-17	58.8%								

Officials: John Fletcher, Jules Gallien, Drew Judge
 Technical fouls: Lamar-None, Southeastern La.-None.
 Attendance: 375

Score by periods	1st	2nd	Total
Lamar	32	39	71
Southeastern La.	26	43	69

Last FG - LU 2nd-00:26, SLU 2nd-00:00.
 Largest lead - LU by 17 2nd-04:51, SLU by 5 1st-17:43.

Points	In	Off	2nd	Fast	Bench
LU	Paint	T/O	Chance	Break	
28	22	9	4	4	11
28	18	18	8	8	4

Score tied - 6 times.
 Lead changed - 5 times.

GAME 27: STEPHEN F. AUSTIN 61, LAMAR 51

Lamar 51 • 15-12, 7-6																	
#	Player	Total			3-Ptr			Rebounds			PF	TP	A	TO	Blk	Stl	Min
		FG	FGA	FT	FTA	Off	Def	Total	Off	Def							
23	Whittaker, Monique	f	1-8	0-0	1-2	5	1	6	3	3	0	2	0	0	0	22	
01	Ayers, Gia	g	0-8	0-1	2-4	1	1	2	4	2	3	2	0	0	0	32	
05	Loyd, Kalis	g	6-16	0-1	5-6	1	3	4	2	17	2	1	0	1	33		
14	Baylor, Carenn	g	5-8	1-2	3-5	3	6	9	3	14	0	3	1	2	31		
30	Hays, Taylor	g	0-2	0-2	0-0	2	1	3	0	0	0	2	0	0	0	18	
12	Mock, Brateicka	g	4-11	0-1	0-1	0	4	4	1	8	0	2	0	1	27		
21	Pateraki, Ria	g	0-0	0-0	0-0	0	0	0	0	0	0	0	0	0	0	2	
24	Green, Ang	g	0-0	0-0	0-0	0	0	0	0	0	0	0	0	0	0	3	
32	Long, Shauna	g	1-2	1-2	0-0	1	1	2	1	3	1	0	0	0	5		
40	Heithoff, Danielle	g	1-5	0-0	2-3	6	5	11	1	4	0	1	2	1	15		
44	Henderson, Jasmin	g	0-4	0-1	0-0	1	2	3	1	0	0	0	0	0	0	12	
Team						0	6	6									
Totals			18-64	2-10	13-21	20	30	50	16	51	6	14	3	5	200		
FG % 1st Half:		9-32	28.1%	2nd half:	9-32	28.1%	Game:	18-64	28.1%								Deadball Rebounds
3FG % 1st Half:		1-7	14.3%	2nd half:	1-3	33.3%	Game:	2-10	20.0%								4
FT % 1st Half:		6-9	66.7%	2nd half:	7-12	58.3%	Game:	13-21	61.9%								

Stephen F. Austin 61 • 19-7, 9-4																	
#	Player	Total			3-Ptr			Rebounds			PF	TP	A	TO	Blk	Stl	Min
		FG	FGA	FT	FTA	Off	Def	Total	Off	Def							
33	Sawyer, Amina	f	2-3	0-0	3-5	3	6	9	2	7	2	3	1	0	29		
05	Roberts, Porsha	c	2-5	0-0	2-4	2	2	4	4	6	2	2	3	0	20		
01	Matthew, Britney	g	1-4	0-2	2-2	1	1	2	3	4	1	4	0	1	21		
03	Marion, Tammara	g	4-9	3-7	0-0	1	5	6	2	11	2	1	0	0	28		
04	Melis, Ashlee	g	2-6	1-3	3-4	1	2	3	3	8	1	3	0	0	19		
02	Conwright, Courtney	g	3-4	0-0	2-3	2	0	2	0	8	2	1	0	1	23		
14	Davis, Annette	g	0-9	0-0	3-4	0	2	2	2	3	0	1	0	0	15		
15	Beltis, Ashley	g	0-0	0-0	0-0	0	0	0	0	0	0	0	0	0	0+		
21	Harris, Daylin	g	0-5	0-3	0-0	0	1	1	1	0	1	0	0	2	12		
31	Henderson, Tierany	g	2-5	1-4	0-0	1	8	9	1	5	0	0	0	0	17		
41	Sanders, Wykeia	g	1-2	0-0	1-2	0	0	0	0	3	0	1	0	0	5		
50	Turner, Sha	g	3-5	0-0	0-0	1	2	3	1	6	0	1	0	0	11		
Team						1	1	2									
Totals			20-57	5-19	16-24	13	30	43	19	61	11	16	5	4	200		
FG % 1st Half:		11-32	34.4%	2nd half:	9-25	36.0%	Game:	20-57	35.1%								Deadball Rebounds
3FG % 1st Half:		4-13	30.8%	2nd half:	1-6	16.7%	Game:	5-19	26.3%								2
FT % 1st Half:		4-6	66.7%	2nd half:	12-18	66.7%	Game:	16-24	66.7%								

Officials: Marlin Ramsey, Jeff Faulconer, Gary Upshaw
 Technical fouls: Lamar-None, Stephen F. Austin-None.
 Attendance: 1007

Score by periods	1st	2nd	Total
Lamar	25	26	51
Stephen F. Austin	30	31	61

Last FG - LU 2nd-00:27, SFA 2nd-02:05.
 Largest lead - LU by 7 1st-10:49, SFA by 15 2nd-08:25.

Points	In	Off	2nd	Fast	Bench
LU	Paint	T/O	Chance	Break	
28	22	9	4	4	11
28	16	14	10	0	25

Score tied - 4 times.
 Lead changed - 4 times.

GAME 26: LAMAR 63, A&M-CORPUS CHRISTI 49

Texas A&M-Corpus Chr 49 • 8-17, 4-8																	
#	Player	Total			3-Ptr			Rebounds			PF	TP	A	TO	Blk	Stl	Min
		FG	FGA	FT	FTA	Off	Def	Total	Off	Def							
25	Vega-Vega, Zoey	f	1-3	0-0	0-0	1	3	4	3	2	0	4	0	0	14		
02	Myles, Myeisha	f	2-10	0-0	1-4	2	6	8	3	5	0	1	0	1	26		
05	Roberts, Alisa	g	0-4	0-1	0-0	0	2	2	1	0	0	2	0	1	13		
11	Dunn, Imani	g	1-2	0-1	0-0	1	1	2	2	2	0	3	0	0	14		
24	Taylor, Verne'qua	g	3-8	0-0	2-2	0	2	2	1	8	5	8	0	3	30		
01	Amboree, Trish	g	3-8	1-5	0-0	0	0	0	1	7	1	0	0	0	22		
04	Montgomery, Damequia	g	2-5	0-0	2-6	3	4	7	2	6	0	1	2	0	25		
12	Anderson, Marquesha	g	1-1	1-1	0-0	0	0	0	1	3	0	0	0	1	8		
21	Jammer, Jessica	g	6-8	0-1	1-2	1	4	5	1	13	0	2	0	0	23		
23	Huff, Brandi	g	0-1	0-0	0-0	1	0	1	2	0	0	1	0	1	9		
33	Gregory, Taryn	g	1-5	1-1	0-0	0	3	3	0	3	1	1	0	2	16		
Team						1	2	3									
Totals			20-55	3-10	6-14	10	27	37	17	49	9	23	2	9	200		
FG % 1st Half:		8-26	30.8%	2nd half:	12-29	41.4%	Game:	20-55	36.4%								Deadball Rebounds
3FG % 1st Half:		2-6	33.3%	2nd half:	1-4	25.0%	Game:	3-10	30.0%								4
FT % 1st Half:		4-8	50.0%	2nd half:	2-6	33.3%	Game:	6-14	42.9%								

Lamar 63 • 15-11, 7-5																	
#	Player	Total			3-Ptr			Rebounds			PF	TP	A	TO	Blk	Stl	Min
		FG	FGA	FT	FTA	Off	Def	Total	Off	Def							
05	Loyd, Kalis	f	9-12	0-0	4-4	1	5	6	3	22	0	3	0	1	23		
23	Whittaker, Monique	f	5-10	1-5	8-11	1	2	3	2	19	2	2	0	0	27		
01	Ayers, Gia	g	0-5	0-3	0-0	1	6	7	4	0	7	4	1	2	27		
14	Baylor, Carenn	g	0-4	0-1	0-0	2	2	4	2	0	1	2	0	4	23		
30	Hays, Taylor	g	2-7	1-6	0-0	0	5	5	1	5	0	0	0	2	27		
12	Mock, Brateicka	g	2-4	1-2	0-0	1	4	5	1								

2011-12 BOXSCORES

GAME 29: LAMAR 56, TEXAS STATE 50

GAME 31: STEPHEN F. AUSTIN 73, LAMAR 64

Texas State 50 • 16-12, 8-7

#	Player	Total			3-Ptr			Rebounds			PF	TP	A	TO	Blk	Stl	Min
		FG-FGA	FG-FGA	FT-FTA	Off	Def	Tot	Off	Def	Tot							
32	Clinch, Demi	f	1-4	1-3	2-2	0	4	4	5	5	0	0	1	1	23		
45	Ezeh, Ashley	f	4-5	0-0	1-1	1	5	6	3	9	2	7	1	1	34		
00	Martin, Kaylan	g	2-7	0-2	2-2	1	4	5	1	6	1	5	0	1	28		
03	Ford, Diamond	g	6-12	2-4	1-2	0	2	2	3	15	0	4	2	2	36		
30	Krupa, Kelsey	g	1-5	1-4	2-2	0	2	2	1	5	1	3	0	0	28		
01	Kalu, Verinus	g	1-5	0-1	1-2	3	6	9	5	3	2	4	0	1	19		
04	Johnson, India	g	0-2	0-1	0-0	0	0	0	1	0	0	3	0	0	14		
15	Baugus, Jasmine	Team	3-7	0-2	1-2	0	4	4	2	7	1	0	0	1	18		
	Team					1	2	3			1						
	Totals		18-47	4-17	10-13	6	29	35	21	50	7	27	4	8	200		
	FG % 1st Half:	13-26	50.0%	2nd half:	5-21	23.8%	Game:	18-47	38.3%	Deadball							
	3FG % 1st Half:	2-8	25.0%	2nd half:	2-9	22.2%	Game:	4-17	23.5%	Rebounds							
	FT % 1st Half:	2-2	100.0%	2nd half:	8-11	72.7%	Game:	10-13	76.9%								

Lamar 56 • 16-13, 8-7

#	Player	Total			3-Ptr			Rebounds			PF	TP	A	TO	Blk	Stl	Min
		FG-FGA	FG-FGA	FT-FTA	Off	Def	Tot	Off	Def	Tot							
05	Loyd, Kalis	f	7-19	0-2	6-9	2	5	7	2	20	2	5	1	4	36		
40	Heithoff, Danielle	f	3-4	0-0	0-0	6	3	9	1	6	0	2	0	2	26		
01	Ayers, Gia	g	1-4	0-1	1-4	0	4	4	2	3	0	4	0	0	31		
14	Baylor, Carenn	g	1-7	0-1	0-0	1	1	2	0	2	2	2	1	1	12		
30	Hays, Taylor	g	2-6	1-3	0-0	1	2	3	3	5	0	1	0	0	25		
12	Mock, Brateicka	g	1-3	0-0	2-2	0	3	3	0	4	0	0	0	0	20		
23	Whittaker, Monique	g	1-6	0-2	2-2	1	2	3	4	0	1	0	2	22			
24	Green, Ang	g	1-5	0-0	8-9	3	2	5	0	10	1	1	0	2	20		
32	Long, Shauna	g	1-1	0-0	0-0	0	0	0	1	2	0	1	0	0	4		
44	Henderson, Jasmin	g	0-2	0-1	0-0	0	1	1	0	0	0	2	0	0	4		
	Team					1	0	1			1						
	Totals		18-57	1-10	19-26	15	23	38	12	56	5	20	2	11	200		
	FG % 1st Half:	11-27	40.7%	2nd half:	7-30	23.3%	Game:	18-57	31.6%	Deadball							
	3FG % 1st Half:	1-7	14.3%	2nd half:	0-3	0.0%	Game:	1-10	10.0%	Rebounds							
	FT % 1st Half:	4-5	80.0%	2nd half:	15-21	71.4%	Game:	19-26	73.1%								

Officials: Marc Merritt, Ron Harris, Kelley Touchet
 Technical fouls: Texas State-None, Lamar-None.
 Attendance: 752

Score by periods	1st	2nd	Total
Texas State	30	20	50
Lamar	27	29	56

Last FG - TXST 2nd-06:54, LU 2nd-02:28.
 Largest lead - TXST by 12 2nd-15:54, LU by 6 2nd-00:09.

Score tied - 5 times.
 Lead changed - 4 times.

Lamar 64 • 16-15

#	Player	Total			3-Ptr			Rebounds			PF	TP	A	TO	Blk	Stl	Min
		FG-FGA	FG-FGA	FT-FTA	Off	Def	Tot	Off	Def	Tot							
23	Whittaker, Monique	f	4-5	1-1	1-1	0	2	2	4	10	0	1	0	1	31		
01	Ayers, Gia	g	1-4	0-1	1-2	0	2	2	3	5	6	0	0	0	35		
05	Loyd, Kalis	g	9-19	1-4	8-9	2	3	5	1	27	3	2	0	0	36		
12	Mock, Brateicka	g	5-11	0-0	1-3	1	2	3	2	11	1	2	0	0	27		
30	Hays, Taylor	g	2-3	1-2	0-0	0	2	2	2	5	0	1	0	1	20		
24	Green, Ang	g	0-1	0-1	2-2	0	1	1	1	2	0	1	0	1	6		
32	Long, Shauna	g	0-2	0-2	2-2	0	0	0	1	2	0	2	0	0	5		
40	Heithoff, Danielle	g	0-0	0-0	0-0	1	1	2	2	0	0	0	0	3	21		
44	Henderson, Jasmin	g	1-2	0-1	2-2	1	3	4	1	4	0	0	0	1	19		
	Team					1	1	2			1						
	Totals		22-47	3-12	17-21	6	17	23	16	64	9	15	0	7	200		
	FG % 1st Half:	10-23	43.5%	2nd half:	12-24	50.0%	Game:	22-47	46.8%	Deadball							
	3FG % 1st Half:	2-7	28.6%	2nd half:	1-5	20.0%	Game:	3-12	25.0%	Rebounds							
	FT % 1st Half:	9-11	81.8%	2nd half:	8-10	80.0%	Game:	17-21	81.0%								

Stephen F. Austin 73 • 22-8

#	Player	Total			3-Ptr			Rebounds			PF	TP	A	TO	Blk	Stl	Min
		FG-FGA	FG-FGA	FT-FTA	Off	Def	Tot	Off	Def	Tot							
03	Roberts, Porsha	f	7-9	0-0	1-2	3	4	7	3	15	0	1	0	1	23		
35	Sawyer, Armina	f	4-7	0-0	2-5	0	2	2	2	10	3	1	0	1	28		
01	Matthew, Britney	g	1-4	1-2	0-0	0	0	0	1	3	3	2	0	2	20		
03	Marion, Tammara	g	6-12	4-10	0-0	1	3	4	3	16	2	4	0	0	33		
04	Mells, Ashlee	g	3-6	1-3	0-0	1	6	7	0	7	5	1	0	0	24		
02	Conwright, Courtney	g	4-6	1-1	3-3	2	2	4	3	12	4	1	0	0	25		
14	Davis, Annette	g	0-0	0-0	4-4	1	2	3	2	4	1	3	0	0	15		
21	Harris, Daylin	g	0-0	0-0	0-0	0	0	0	1	0	0	1	0	0	12		
31	Henderson, Tierany	g	2-4	0-0	0-0	0	1	1	1	6	2	0	0	3	16		
41	Sanders, Whykeia	g	0-1	0-0	0-0	0	1	1	1	0	0	0	0	0	2		
50	Turner, Sha	g	0-1	0-0	0-0	0	0	0	3	0	0	2	0	1	12		
	Team					1	0	1			0						
	Totals		27-50	9-20	10-14	9	21	30	20	73	20	16	0	8	200		
	FG % 1st Half:	14-29	48.3%	2nd half:	13-21	61.9%	Game:	27-50	54.0%	Deadball							
	3FG % 1st Half:	3-9	33.3%	2nd half:	6-11	54.5%	Game:	9-20	45.0%	Rebounds							
	FT % 1st Half:	4-6	66.7%	2nd half:	6-8	75.0%	Game:	10-14	71.4%								

Officials: Bill Lavance, John Fletcher, Chaney Munch
 Technical fouls: Lamar-None, Stephen F. Austin-None.
 Attendance: 1017

Score by periods	1st	2nd	Total
Lamar	31	33	64
Stephen F. Austin	35	38	73

Last FG - LU 2nd-07:20, SFA 2nd-00:40.
 Largest lead - LU by 8 1st-13:02, SFA by 9 2nd-00:16.

Score tied - 7 times.
 Lead changed - 5 times.

GAME 30: MCNEESE STATE 59, LAMAR 40

McNeese State 59 • 23-7, 13-3

#	Player	Total			3-Ptr			Rebounds			PF	TP	A	TO	Blk	Stl	Min
		FG-FGA	FG-FGA	FT-FTA	Off	Def	Tot	Off	Def	Tot							
21	Wells, Kendra	f	5-8	0-1	2-2	4	7	11	3	12	0	1	1	2	36		
34	Hull, Martika	f	5-7	0-0	2-5	6	10	16	4	12	0	0	2	5	34		
10	Baggett, Ashlyn	g	5-14	3-4	0-2	0	1	1	3	13	1	1	1	0	27		
11	Baggett, Caitlyn	g	3-9	0-2	8-8	0	4	4	2	14	7	6	0	0	34		
25	LaCombe, Candace	g	1-4	0-2	1-3	1	1	2	3	3	0	2	1	1	31		
05	Hines, Jordan	g	0-0	0-0	0-0	0	0	0	0	0	0	0	0	0	1		
15	Gaettker, Taylor	g	0-0	0-0	0-0	0	0	0	0	0	0	0	0	0	3		
20	Salazar, Ashley	g	0-4	0-0	0-0	0	1	1	0	0	1	1	0	0	11		
22	Gattin, Raiyawna	g	2-6	0-0	1-2	0	0	0	0	5	0	1	0	0	16		
33	Minor, Adrienne	g	0-0	0-0	0-0	0	3	3	1	0	0	1	0	1	7		
	Team					0	0	0									
	Totals		21-52	3-9	14-22	11	27	38	16	59	10	13	5	9	200		
	FG % 1st Half:	10-27	37.0%	2nd half:	11-25	44.0%	Game:	21-52	40.4%	Deadball							
	3FG % 1st Half:	1-4	25.0%	2nd half:	2-5	40.0%	Game:	3-9	33.3%	Rebounds							
	FT % 1st Half:	9-14	64.3%	2nd half:	5-8	62.5%	Game:	14-22	63.6%								

Lamar 40 • 16-14, 8-8

#	Player	Total			3-Ptr			Rebounds			PF	TP	A	TO	Blk	Stl	Min
		FG-FGA	FG-FGA	FT-FTA	Off	Def	Tot	Off	Def	Tot							
05	Loyd, Kalis	f	2-12	1-3	2-2	1	4	5									



2011-12 STATISTICAL ANALYSIS

STATISTICAL METRICS

#	Player	Min	AST%	EFG%	TS%	Usg%	DRB%	ORB%	TRB%
01	Ayers, Gia	608	26.2	.361	.391	15.0	11.7	3.1	7.3
14	Baylor, Carenn	539	15.6	.380	.408	20.0	9.0	4.7	6.8
22	Bellatin, Francesca	68	12.8	.200	.211	17.0	17.1	7.4	12.1
24	Green, Ang	309	8.1	.258	.355	21.8	8.6	6.8	7.7
30	Hays, Taylor	689	6.2	.512	.523	14.1	12.3	2.5	7.3
40	Heithoff, Danielle	587	4.0	.462	.508	14.0	16.8	12.5	14.6
44	Henderson, Jasmin	424	7.8	.345	.389	20.4	14.7	8.3	11.4
33	Kovtun, Mary	53	3.9	.167	.155	15.1	6.0	3.8	4.9
32	Long, Shauna	324	18.1	.344	.356	26.3	6.9	2.8	4.8
05	Loyd, Kalis	977	25.8	.473	.529	28.4	15.7	5.3	10.4
12	Mock, Brateicka	733	12.1	.310	.379	15.8	9.3	1.5	5.3
21	Pateraki, Ria	128	9.0	.429	.426	16.4	9.1	7.8	8.5
23	Whittaker, Monique	761	4.8	.422	.487	24.0	12.0	4.5	8.1

Estimated possessions: 2276.1
 Team offensive rating (ORTg): 80.7
 Team defensive rating (DRtg): 85.3

AST% - An estimate of the pct of teammate field goals assisted while on the floor
 EFG% - Effective FG% (adjusts to include additional points from 3FGs)
 TS% - True Shooting% (takes into account field goals, 3-point field goals, and free throws)
 Usg% - An estimate of the pct of team plays used while on the floor
 DRB% - An estimate of the pct of available defensive rebounds grabbed while on the floor
 ORB% - An estimate of the pct of available offensive rebounds grabbed while on the floor
 TRB% - An estimate of the pct of all available rebounds grabbed while on the floor

ORTg - Offensive rating - points scored per 100 possessions
 DRtg - Defensive rating - points allowed per 100 possessions

HIGH-LOW ANALYSIS

LAMAR - TEAM GAME HIGHS

POINTS: 99, at Sam Houston State (02/26/11)
FIELD GOALS MADE: 41, WILEY (12/30/10)
FIELD GOAL ATTEMPTS: 79, WILEY (12/30/10)
FIELD GOAL PERCENTAGE: .534 (31-58), at Sam Houston St. (02/26/11)
3 PT FIELD GOALS MADE: 13, SOUTHERN (12/07/10)
3 PT FG ATTEMPTS: 31, LSU-SHREVEPORT (11/23/10)
3 PT FG PERCENTAGE: .571, (12-21) at Texas State (03/02/11)
FREE THROWS MADE: 30, at Sam Houston State (02/26/11)
FREE THROW ATTEMPTS: 45, vs. Portland (11/26/10)
FREE THROW PERCENTAGE: 1.000 (12-12) at Nicholls (02/12/11)
REBOUNDS: 54, WILEY (12/30/10)
ASSISTS: 23, at Sam Houston St. (02/26/11); WILEY (12/30/10)
STEALS: 18, at Texas State (03/02/11); vs. Cal Poly (12/04/10)
BLOCKED SHOTS: 10, LSU-SHREVEPORT (11/23/10)
TURNOVERS: 29, at Tennessee (12/01/10)
FOULS: 25, vs. Central Arkansas (03/10/11)

OPPONENT - TEAM GAME HIGHS

POINTS: 99, at Tennessee (12/01/10)
FIELD GOALS MADE: 39, at Tennessee (12/01/10)
FIELD GOAL ATTEMPTS: 86, at Tennessee (12/01/10)
FIELD GOAL PERCENTAGE: .524, (33-63) vs. Cal Poly

(12/04/10)
3 PT FIELD GOALS MADE: 15, at Tennessee (12/01/10)
3 PT FG ATTEMPTS: 36, at Tennessee (12/01/10)
3 PT FG PERCENTAGE: .467 (7-15) UTSA (02/05/11)
FREE THROWS MADE: 23, vs. UMKC (11/27/10)
FREE THROW ATTEMPTS: 32, vs. UMKC (11/27/10)
FREE THROW PERCENTAGE: 1.000 (13-13) at Texas St. (03/02/11)
REBOUNDS: 59, at Arkansas(03/17/11)
ASSISTS: 30, vs. Cal Poly (12/04/10)
STEALS: 16, vs. Northwestern St. (03/08/11); at Missouri St. (11/12/10)
BLOCKED SHOTS: 11, at Missouri State (11/12/09)
TURNOVERS: 32, vs. UMKC (11/27/10)
FOULS: 34, vs. Portland (11/26/10)

LAMAR DOUBLE-DOUBLES (5)

Kalis Loyd (4)

- Louisiana-Monroe (15 pts., 10 reb.), 11/18/11
- vs. Florida Atlantic (21 pts., 12 reb.), 11/26/11
- at Nicholls (12 pts., 11 reb.), 01/28/12
- Sam Houston State (19 pts., 11 reb.), 02/25/12.

Gia Ayers (1)

- at Nicholls (15 pts., 10 reb.), 01/28/12.

2011-12 SOUTHLAND CONFERENCE STATISTICS

2011-12 SOUTHLAND CONFERENCE STANDINGS

EAST DIVISION

TEAM	CONFERENCE					OVERALL				
	W	L	Pct	PF	PA	W	L	Pct	PF	PA
Central Arkansas	14	2	.875	64.8	54.1	24	7	.774	66.2	54.0
McNeese State	13	3	.813	64.3	52.3	26	8	.765	66.0	53.9
Lamar	8	8	.500	58.2	59.6	16	15	.516	59.2	62.6
Nicholls State	7	9	.438	66.3	68.1	15	16	.484	66.5	66.4
Southeastern La.	7	9	.438	63.8	66.6	12	18	.400	63.3	65.2
Northwestern State	2	14	.125	65.8	74.4	6	23	.207	66.4	73.1

WEST DIVISION

TEAM	CONFERENCE					OVERALL				
	W	L	Pct.	PF	PA	W	L	Pct.	PF	PA
Sam Houston State	12	4	.750	64.8	54.9	18	12	.600	64.2	59.9
Stephen F. Austin	11	5	.688	65.9	62.0	23	10	.697	64.5	60.7
Texas State	8	8	.500	67.1	69.2	17	14	.548	68.0	67.2
A&M-Corpus Christi	5	11	.313	60.4	67.5	9	20	.310	60.9	67.6
UT Arlington	5	11	.313	56.1	65.1	7	21	.250	55.3	66.5
UTSA	4	12	.250	57.8	61.6	8	21	.276	56.8	62.3

2011-12 SOUTHLAND CONFERENCE TEAM LEADERS

ALL GAMES

SCORING OFFENSE					
##	Team	G	W-L	Pts	Avg.
1.	Texas State	31	17-14	2107	68.0
2.	Nicholls State	31	15-16	2063	66.5
3.	Northwestern State	29	6-23	1926	66.4
4.	Central Arkansas	31	24-7	2053	66.2
5.	McNeese State	34	26-8	2244	66.0
6.	Stephen F. Austin	33	23-10	2127	64.5
7.	Sam Houston State	30	18-12	1927	64.2
8.	Southeastern La.	30	12-18	1900	63.3
9.	A&M-Corpus Christi	29	9-20	1766	60.9
10.	Lamar	31	16-15	1836	59.2
11.	UTSA	29	8-21	1648	56.8
12.	UT Arlington	28	7-21	1549	55.3

SCORING DEFENSE				
##	Team	G	Pts	Avg.
1.	McNeese State	34	1833	53.9
2.	Central Arkansas	31	1673	54.0
3.	Sam Houston State	30	1798	59.9
4.	Stephen F. Austin	33	2002	60.7
5.	UTSA	29	1807	62.3
6.	Lamar	31	1941	62.6
7.	Southeastern La.	30	1955	65.2
8.	Nicholls State	31	2058	66.4
9.	UT Arlington	28	1861	66.5
10.	Texas State	31	2082	67.2
11.	A&M-Corpus Christi	29	1960	67.6
12.	Northwestern State	29	2121	73.1

SCORING MARGIN

##	Team	G	OFF	DEF	Margin
1.	Central Arkansas	31	66.2	54.0	+12.3
2.	McNeese State	34	66.0	53.9	+12.1
3.	Sam Houston State	30	64.2	59.9	+4.3
4.	Stephen F. Austin	33	64.5	60.7	+3.8
5.	Texas State	31	68.0	67.2	+0.8
6.	Nicholls State	31	66.5	66.4	+0.2
7.	Southeastern La.	30	63.3	65.2	-1.8
8.	Lamar	31	59.2	62.6	-3.4
9.	UTSA	29	56.8	62.3	-5.5
10.	A&M-Corpus Christi	29	60.9	67.6	-6.7
11.	Northwestern State	29	66.4	73.1	-6.7
12.	UT Arlington	28	55.3	66.5	-11.1

FREE-THROW PERCENTAGE

##	Team	G	FTM	FTA	Pct.
1.	Nicholls State	31	378	488	.775
2.	McNeese State	34	483	671	.720
3.	Texas State	31	460	654	.703
4.	UT Arlington	28	343	490	.700
5.	Central Arkansas	31	427	621	.688
6.	Sam Houston State	30	388	566	.686
7.	Lamar	31	413	616	.670
8.	UTSA	29	442	660	.670
9.	Stephen F. Austin	33	434	657	.661
10.	Southeastern La.	30	365	557	.655
11.	Northwestern State	29	355	546	.650
12.	A&M-Corpus Christi	29	333	563	.591

2011-12 SOUTHLAND CONFERENCE STATISTICS

FIELD GOAL PERCENTAGE

##	Team	G	FG	FGA	Pct.
1.	Nicholls State	31	744	1828	.407
2.	Central Arkansas	31	708	1756	.403
3.	Northwestern State	29	719	1791	.401
4.	Southeastern La.	30	711	1822	.390
5.	Stephen F. Austin	33	741	1930	.384
6.	Texas State	31	729	1916	.380
7.	McNeese State	34	773	2047	.378
8.	A&M-Corpus Christi	29	655	1768	.370
9.	Sam Houston State	30	692	1888	.367
10.	Lamar	31	642	1767	.363
11.	UT Arlington	28	566	1566	.361
12.	UTSA	29	549	1596	.344

REBOUNDING OFFENSE

##	Team	G	Reb	Avg.
1.	Sam Houston State	30	1355	45.2
2.	A&M-Corpus Christi	29	1215	41.9
3.	Texas State	31	1269	40.9
4.	Northwestern State	29	1183	40.8
5.	McNeese State	34	1363	40.1
6.	Stephen F. Austin	33	1310	39.7
7.	Central Arkansas	31	1227	39.6
8.	UTSA	29	1142	39.4
9.	Southeastern La.	30	1179	39.3
10.	UT Arlington	28	1092	39.0
11.	Lamar	31	1148	37.0
12.	Nicholls State	31	1083	34.9

FIELD GOAL PERCENTAGE DEFENSE

##	Team	G	FG	FGA	Pct.
1.	Sam Houston State	30	633	1854	.341
2.	Central Arkansas	31	617	1711	.361
3.	McNeese State	34	640	1737	.368
4.	UTSA	29	614	1626	.378
5.	A&M-Corpus Christi	29	701	1852	.379
6.	Stephen F. Austin	33	685	1800	.381
7.	Texas State	31	769	1998	.385
8.	Southeastern La.	30	704	1769	.398
9.	UT Arlington	28	666	1673	.398
10.	Lamar	31	739	1815	.407
11.	Northwestern State	29	759	1846	.411
12.	Nicholls State	31	773	1868	.414

REBOUNDING DEFENSE

##	Team	G	Reb	Avg.
1.	Central Arkansas	31	1112	35.9
2.	McNeese State	34	1234	36.3
3.	Stephen F. Austin	33	1247	37.8
4.	UTSA	29	1153	39.8
5.	UT Arlington	28	1117	39.9
6.	Nicholls State	31	1245	40.2
7.	Lamar	31	1257	40.5
8.	Southeastern La.	30	1225	40.8
9.	Sam Houston State	30	1245	41.5
10.	Northwestern State	29	1228	42.3
11.	Texas State	31	1353	43.6
12.	A&M-Corpus Christi	29	1287	44.4

3-POINT FG PERCENTAGE

##	Team	G	FG	FGA	Pct.
1.	Nicholls State	31	197	561	.351
2.	McNeese State	34	215	659	.326
3.	Stephen F. Austin	33	211	651	.324
4.	Central Arkansas	31	210	661	.318
5.	Sam Houston State	30	155	503	.308
6.	Northwestern State	29	133	432	.308
7.	Texas State	31	189	655	.289
8.	A&M-Corpus Christi	29	123	429	.287
9.	Lamar	31	139	514	.270
10.	UT Arlington	28	74	290	.255
11.	Southeastern La.	30	112	444	.252
12.	UTSA	29	108	447	.242

REBOUNDING MARGIN

##	Team	G	TEAM Avg	OPP Avg.	Margin		
1.	McNeese State	34	1363	40.1	1234	36.3	+3.8
2.	Central Arkansas	31	1227	39.6	1112	35.9	+3.7
3.	Sam Houston State	30	1355	45.2	1245	41.5	+3.7
4.	Stephen F. Austin	33	1310	39.7	1247	37.8	+1.9
5.	UTSA	29	1142	39.4	1153	39.8	-0.4
6.	UT Arlington	28	1092	39.0	1117	39.9	-0.9
7.	Southeastern La.	30	1179	39.3	1225	40.8	-1.5
8.	Northwestern State	29	1183	40.8	1228	42.3	-1.6
9.	A&M-Corpus Christi	29	1215	41.9	1287	44.4	-2.5
10.	Texas State	31	1269	40.9	1353	43.6	-2.7
11.	Lamar	31	1148	37.0	1257	40.5	-3.5
12.	Nicholls State	31	1083	34.9	1245	40.2	-5.2

3-POINT FG PCT. DEFENSE

##	Team	G	FG	FGA	Pct.
1.	Sam Houston State	30	134	516	.260
2.	McNeese State	34	132	507	.260
3.	Central Arkansas	31	131	490	.267
4.	A&M-Corpus Christi	29	152	546	.278
5.	Texas State	31	131	448	.292
6.	UT Arlington	28	156	523	.298
7.	Lamar	31	145	483	.300
8.	Nicholls State	31	168	555	.303
9.	Stephen F. Austin	33	156	500	.312
10.	UTSA	29	125	392	.319
11.	Southeastern La.	30	155	473	.328
12.	Northwestern State	29	152	433	.351

BLOCKED SHOTS

##	Team	G	Blocks	Avg.
1.	Sam Houston State	30	157	5.23
2.	UTSA	29	138	4.76
3.	Northwestern State	29	135	4.66
4.	Stephen F. Austin	33	119	3.61
5.	A&M-Corpus Christi	29	96	3.31
6.	Central Arkansas	31	99	3.19
7.	Nicholls State	31	88	2.84
8.	UT Arlington	28	73	2.61
9.	Southeastern La.	30	74	2.47
10.	Lamar	31	75	2.42
11.	Texas State	31	74	2.39
12.	McNeese State	34	44	1.29

2011-12 SOUTHLAND CONFERENCE STATISTICS

ASSISTS

##	Team	G	Assists	Avg.
1.	Sam Houston State	30	448	14.93
2.	Northwestern State	29	404	13.93
3.	Stephen F. Austin	33	441	13.36
4.	Central Arkansas	31	404	13.03
5.	Nicholls State	31	387	12.48
6.	Texas State	31	384	12.39
7.	A&M-Corpus Christi	29	347	11.97
8.	Southeastern La.	30	345	11.50
9.	Lamar	31	336	10.84
10.	McNeese State	34	362	10.65
11.	UT Arlington	28	289	10.32
12.	UTSA	29	265	9.14

STEALS

##	Team	G	Steals	Avg.
1.	Lamar	31	308	9.94
2.	Northwestern State	29	268	9.24
3.	McNeese State	34	299	8.79
4.	Southeastern La.	30	260	8.67
5.	Nicholls State	31	266	8.58
6.	A&M-Corpus Christi	29	238	8.21
7.	Stephen F. Austin	33	268	8.12
8.	Central Arkansas	31	251	8.10
9.	UTSA	29	232	8.00
10.	Texas State	31	247	7.97
11.	UT Arlington	28	216	7.71
12.	Sam Houston State	30	227	7.57

TURNOVER MARGIN

##	Team	G	TEAM	Avg	OPP	Avg	Margin
1.	McNeese State	34	461	13.6	642	18.9	+5.32
2.	Central Arkansas	31	472	15.2	550	17.7	+2.52
3.	Nicholls State	31	479	15.5	527	17.0	+1.55
4.	Stephen F. Austin	33	592	17.9	633	19.2	+1.24
5.	Southeastern La.	30	519	17.3	553	18.4	+1.13
6.	Lamar	31	578	18.6	607	19.6	+0.94
7.	Texas State	31	524	16.9	527	17.0	+0.10
8.	Sam Houston State	30	493	16.4	476	15.9	-0.57
9.	A&M-Corpus Christi	29	550	19.0	495	17.1	-1.90
10.	Northwestern State	29	576	19.9	519	17.9	-1.97
11.	UTSA	29	561	19.3	501	17.3	-2.07
12.	UT Arlington	28	614	21.9	503	18.0	-3.96

ASSIST/TURNOVER RATIO

##	Team	G	Asst	Avg	Turn	Avg.	Ratio
1.	Sam Houston State	30	448	14.9	493	16.4	0.91
2.	Central Arkansas	31	404	13.0	472	15.2	0.86
3.	Nicholls State	31	387	12.5	479	15.5	0.81
4.	McNeese State	34	362	10.6	461	13.6	0.79
5.	Stephen F. Austin	33	441	13.4	592	17.9	0.74
6.	Texas State	31	384	12.4	524	16.9	0.73
7.	Northwestern State	29	404	13.9	576	19.9	0.70
8.	Southeastern La.	30	345	11.5	519	17.3	0.66
9.	A&M-Corpus Christi	29	347	12.0	550	19.0	0.63
10.	Lamar	31	336	10.8	578	18.6	0.58
11.	UTSA	29	265	9.1	561	19.3	0.47
12.	UT Arlington	28	289	10.3	614	21.9	0.47

OFFENSIVE REBOUNDS

##	Team	G	No.	Avg.
1.	Sam Houston State	30	491	16.37
2.	McNeese State	34	550	16.18
3.	Stephen F. Austin	33	495	15.00
4.	Southeastern La.	30	441	14.70
5.	Northwestern State	29	424	14.62
6.	A&M-Corpus Christi	29	404	13.93
7.	UT Arlington	28	387	13.82
8.	Central Arkansas	31	426	13.74
9.	Texas State	31	413	13.32
10.	UTSA	29	381	13.14
11.	Lamar	31	369	11.90
12.	Nicholls State	31	340	10.97

DEFENSIVE REBOUNDS

##	Team	G	No.	Avg.
1.	Sam Houston State	30	864	28.80
2.	A&M-Corpus Christi	29	811	27.97
3.	Texas State	31	856	27.61
4.	UTSA	29	761	26.24
5.	Northwestern State	29	759	26.17
6.	Central Arkansas	31	801	25.84
7.	UT Arlington	28	705	25.18
8.	Lamar	31	779	25.13
9.	Stephen F. Austin	33	815	24.70
10.	Southeastern La.	30	738	24.60
11.	Nicholls State	31	743	23.97
12.	McNeese State	34	813	23.91

3-POINT FG MADE

##	Team	G	3FG	Avg.
1.	Central Arkansas	31	210	6.77
2.	Stephen F. Austin	33	211	6.39
3.	Nicholls State	31	197	6.35
4.	McNeese State	34	215	6.32
5.	Texas State	31	189	6.10
6.	Sam Houston State	30	155	5.17
7.	Northwestern State	29	133	4.59
8.	Lamar	31	139	4.48
9.	A&M-Corpus Christi	29	123	4.24
10.	Southeastern La.	30	112	3.73
11.	UTSA	29	108	3.72
12.	UT Arlington	28	74	2.64

CONFERENCE GAMES ONLY

SCORING OFFENSE

##	Team	G	W-L	Pts	Avg.
1.	Texas State	16	8-8	1074	67.1
2.	Nicholls State	16	7-9	1061	66.3
3.	Stephen F. Austin	16	11-5	1055	65.9
4.	Northwestern State	16	2-14	1053	65.8
5.	Sam Houston State	16	12-4	1036	64.8
	Central Arkansas	16	14-2	1036	64.8
7.	McNeese State	16	13-3	1029	64.3
8.	Southeastern La.	16	7-9	1021	63.8
9.	A&M-Corpus Christi	16	5-11	967	60.4
10.	Lamar	16	8-8	932	58.2
11.	UTSA	16	4-12	925	57.8
12.	UT Arlington	16	5-11	897	56.1

2011-12 SOUTHLAND CONFERENCE STATISTICS

SCORING DEFENSE

##	Team	G	Pts	Avg.
1.	McNeese State	16	837	52.3
2.	Central Arkansas	16	865	54.1
3.	Sam Houston State	16	878	54.9
4.	Lamar	16	954	59.6
5.	UTSA	16	985	61.6
6.	Stephen F. Austin	16	992	62.0
7.	UT Arlington	16	1041	65.1
8.	Southeastern La.	16	1065	66.6
9.	A&M-Corpus Christi	16	1080	67.5
10.	Nicholls State	16	1090	68.1
11.	Texas State	16	1108	69.2
12.	Northwestern State	16	1191	74.4

FIELD GOAL PEERCENTAGE DEFENSE

##	Team	G	FG	FGA	Pct.
1.	Sam Houston State	16	304	987	.308
2.	Central Arkansas	16	324	919	.353
3.	McNeese State	16	293	818	.358
4.	Stephen F. Austin	16	330	913	.361
5.	UTSA	16	332	894	.371
6.	A&M-Corpus Christi	16	376	980	.384
7.	Texas State	16	409	1064	.384
8.	UT Arlington	16	368	949	.388
9.	Lamar	16	355	903	.393
10.	Southeastern La.	16	375	943	.398
11.	Northwestern State	16	419	993	.422
12.	Nicholls State	16	412	952	.433

SCORING MARGIN

##	Team	G	OFF	DEF	Margin
1.	McNeese State	16	64.3	52.3	+12.0
2.	Central Arkansas	16	64.8	54.1	+10.7
3.	Sam Houston State	16	64.8	54.9	+9.9
4.	Stephen F. Austin	16	65.9	62.0	+3.9
5.	Lamar	16	58.2	59.6	-1.4
6.	Nicholls State	16	66.3	68.1	-1.8
7.	Texas State	16	67.1	69.2	-2.1
8.	Southeastern La.	16	63.8	66.6	-2.8
9.	UTSA	16	57.8	61.6	-3.8
10.	A&M-Corpus Christi	16	60.4	67.5	-7.1
11.	Northwestern State	16	65.8	74.4	-8.6
12.	UT Arlington	16	56.1	65.1	-9.0

3-POINT FG PERCENTAGE

##	Team	G	FG	FGA	Pct.
1.	Sam Houston State	16	94	272	.346
2.	Central Arkansas	16	108	335	.322
3.	Nicholls State	16	90	281	.320
4.	McNeese State	16	97	310	.313
5.	Northwestern State	16	67	215	.312
6.	Stephen F. Austin	16	92	300	.307
7.	A&M-Corpus Christi	16	66	225	.293
8.	Lamar	16	76	268	.284
9.	Southeastern La.	16	66	242	.273
10.	Texas State	16	82	302	.272
11.	UTSA	16	65	247	.263
12.	UT Arlington	16	43	170	.253

FREE-THROW PERCENTAGE

##	Team	G	FTM	FTA	Pct.
1.	Nicholls State	16	201	254	.791
2.	McNeese State	16	218	300	.727
3.	UT Arlington	16	198	281	.705
4.	Texas State	16	280	398	.704
5.	Central Arkansas	16	218	312	.699
6.	Lamar	16	204	302	.675
7.	UTSA	16	232	348	.667
8.	Sam Houston State	16	198	298	.664
9.	Northwestern State	16	206	312	.660
10.	Stephen F. Austin	16	213	327	.651
11.	Southeastern La.	16	201	314	.640
12.	A&M-Corpus Christi	16	177	293	.604

3-POINT FG PERCENTAGE DEFENSE

##	Team	G	FG	FGA	Pct.
1.	Central Arkansas	16	71	283	.251
2.	Sam Houston State	16	66	260	.254
3.	McNeese State	16	69	260	.265
4.	Texas State	16	65	228	.285
5.	UT Arlington	16	89	300	.297
6.	Nicholls State	16	90	301	.299
7.	Lamar	16	71	236	.301
8.	A&M-Corpus Christi	16	81	268	.302
9.	UTSA	16	73	233	.313
10.	Stephen F. Austin	16	93	284	.327
11.	Southeastern La.	16	90	261	.345
12.	Northwestern State	16	88	253	.348

FIELD GOAL PERCENTAGE

##	Team	G	FG	FGA	Pct.
1.	Northwestern State	16	390	947	.412
2.	Central Arkansas	16	355	888	.400
3.	Nicholls State	16	385	970	.397
4.	Southeastern La.	16	377	959	.393
5.	Stephen F. Austin	16	375	969	.387
6.	A&M-Corpus Christi	16	362	964	.376
7.	Texas State	16	356	949	.375
8.	McNeese State	16	357	953	.375
9.	Sam Houston State	16	372	998	.373
10.	UT Arlington	16	328	917	.358
11.	Lamar	16	326	912	.357
12.	UTSA	16	314	889	.353

REBOUNDING OFFENSE

##	Team	G	Reb	Avg.
1.	Sam Houston State	16	767	47.9
2.	McNeese State	16	672	42.0
3.	Stephen F. Austin	16	660	41.2
4.	Texas State	16	659	41.2
5.	UT Arlington	16	656	41.0
6.	UTSA	16	649	40.6
7.	Central Arkansas	16	640	40.0
8.	Southeastern La.	16	624	39.0
9.	A&M-Corpus Christi	16	622	38.9
10.	Northwestern State	16	611	38.2
11.	Lamar	16	596	37.2
12.	Nicholls State	16	560	35.0

2011-12 SOUTHLAND CONFERENCE STATISTICS

REBOUNDING DEFENSE

##	Team	G	Reb	Avg.
1.	McNeese State	16	559	34.9
2.	Central Arkansas	16	580	36.2
3.	UTSA	16	625	39.1
4.	UT Arlington	16	631	39.4
5.	Stephen F. Austin	16	635	39.7
6.	Lamar	16	639	39.9
7.	Nicholls State	16	643	40.2
8.	Sam Houston State	16	648	40.5
9.	Southeastern La.	16	662	41.4
10.	Northwestern State	16	663	41.4
11.	A&M-Corpus Christi	16	709	44.3
12.	Texas State	16	722	45.1

REBOUNDING MARGIN

##	Team	G	TEAM	Avg	OPP	Avg.	Margin
1.	Sam Houston State	16	767	47.9	648	40.5	+7.4
2.	McNeese State	16	672	42.0	559	34.9	+7.1
3.	Central Arkansas	16	640	40.0	580	36.2	+3.8
4.	Stephen F. Austin	16	660	41.2	635	39.7	+1.6
	UT Arlington	16	656	41.0	631	39.4	+1.6
6.	UTSA	16	649	40.6	625	39.1	+1.5
7.	Southeastern La.	16	624	39.0	662	41.4	-2.4
8.	Lamar	16	596	37.2	639	39.9	-2.7
9.	Northwestern State	16	611	38.2	663	41.4	-3.2
10.	Texas State	16	659	41.2	722	45.1	-3.9
11.	Nicholls State	16	560	35.0	643	40.2	-5.2
12.	A&M-Corpus Christi	16	622	38.9	709	44.3	-5.4

BLOCKED SHOTS

##	Team	G	Blocks	Avg.
1.	Sam Houston State	16	89	5.56
2.	Northwestern State	16	79	4.94
3.	UTSA	16	70	4.38
4.	Stephen F. Austin	16	60	3.75
5.	Central Arkansas	16	56	3.50
6.	A&M-Corpus Christi	16	48	3.00
7.	UT Arlington	16	44	2.75
	Southeastern La.	16	44	2.75
9.	Lamar	16	43	2.69
10.	Nicholls State	16	36	2.25
11.	Texas State	16	31	1.94
12.	McNeese State	16	23	1.44

ASSISTS

##	Team	G	Assists	Avg.
1.	Sam Houston State	16	252	15.75
2.	Northwestern State	16	222	13.88
3.	Stephen F. Austin	16	213	13.31
4.	Nicholls State	16	203	12.69
5.	Central Arkansas	16	202	12.63
6.	A&M-Corpus Christi	16	199	12.44
7.	Texas State	16	188	11.75
	Southeastern La.	16	188	11.75
9.	UTSA	16	168	10.50
10.	UT Arlington	16	159	9.94
11.	Lamar	16	156	9.75
12.	McNeese State	16	152	9.50

STEALS

##	Team	G	Steals	Avg.
1.	Lamar	16	152	9.50
2.	A&M-Corpus Christi	16	140	8.75
3.	Southeastern La.	16	136	8.50
4.	Nicholls State	16	133	8.31
5.	Northwestern State	16	132	8.25
6.	McNeese State	16	130	8.13
7.	UT Arlington	16	122	7.63
8.	Sam Houston State	16	115	7.19
9.	UTSA	16	114	7.13
10.	Central Arkansas	16	113	7.06
11.	Stephen F. Austin	16	111	6.94
12.	Texas State	16	107	6.69

TURNOVER MARGIN

##	Team	G	TEAM	Avg.	OPP	Avg.	Margin
1.	McNeese State	16	210	13.1	273	17.1	+3.94
2.	Nicholls State	16	219	13.7	262	16.4	+2.69
3.	Lamar	16	277	17.3	304	19.0	+1.69
4.	Stephen F. Austin	16	256	16.0	277	17.3	+1.31
5.	Southeastern La.	16	266	16.6	280	17.5	+0.88
6.	Central Arkansas	16	231	14.4	242	15.1	+0.69
7.	A&M-Corpus Christi	16	295	18.4	292	18.3	-0.19
8.	Sam Houston State	16	256	16.0	237	14.8	-1.19
9.	Texas State	16	271	16.9	246	15.4	-1.56
10.	Northwestern State	16	287	17.9	256	16.0	-1.94
11.	UTSA	16	299	18.7	262	16.4	-2.31
12.	UT Arlington	16	341	21.3	277	17.3	-4.00

ASSIST/TURNOVER RATIO

##	Team	G	Asst	Avg.	TO	Avg.	Ratio
1.	Sam Houston State	16	252	15.8	256	16.0	0.98
2.	Nicholls State	16	203	12.7	219	13.7	0.93
3.	Central Arkansas	16	202	12.6	231	14.4	0.87
4.	Stephen F. Austin	16	213	13.3	256	16.0	0.83
5.	Northwestern State	16	222	13.9	287	17.9	0.77
6.	McNeese State	16	152	9.5	210	13.1	0.72
7.	Southeastern La.	16	188	11.8	266	16.6	0.71
8.	Texas State	16	188	11.8	271	16.9	0.69
9.	A&M-Corpus Christi	16	199	12.4	295	18.4	0.67
10.	Lamar	16	156	9.8	277	17.3	0.56
11.	UTSA	16	168	10.5	299	18.7	0.56
12.	UT Arlington	16	159	9.9	341	21.3	0.47

OFFENSIVE REBOUNDS

##	Team	G	No.	Avg.
1.	Sam Houston State	16	268	16.75
2.	McNeese State	16	266	16.63
3.	Southeastern La.	16	239	14.94
4.	Stephen F. Austin	16	235	14.69
5.	UT Arlington	16	225	14.06
6.	Central Arkansas	16	211	13.19
	UTSA	16	211	13.19
8.	Northwestern State	16	206	12.88
9.	Lamar	16	200	12.50
10.	Texas State	16	198	12.38
11.	A&M-Corpus Christi	16	194	12.13
12.	Nicholls State	16	181	11.31

2011-12 SOUTHLAND CONFERENCE STATISTICS

DEFENSIVE REBOUNDS

##	Team	G	No.	Avg.
1.	Sam Houston State	16	499	31.19
2.	Texas State	16	461	28.81
3.	UTSA	16	438	27.38
4.	UT Arlington	16	431	26.94
5.	Central Arkansas	16	429	26.81
6.	A&M-Corpus Christi	16	428	26.75
7.	Stephen F. Austin	16	425	26.56
8.	McNeese State	16	406	25.38
9.	Northwestern State	16	405	25.31
10.	Lamar	16	396	24.75
11.	Southeastern La.	16	385	24.06
12.	Nicholls State	16	379	23.69

3-POINT FG MADE

##	Team	G	3FG	Avg.
1.	Central Arkansas	16	108	6.75
2.	McNeese State	16	97	6.06
3.	Sam Houston State	16	94	5.88
4.	Stephen F. Austin	16	92	5.75
5.	Nicholls State	16	90	5.63
6.	Texas State	16	82	5.13
7.	Lamar	16	76	4.75
8.	Northwestern State	16	67	4.19
9.	Southeastern La.	16	66	4.13
11.	UTSA	16	65	4.06
12.	UT Arlington	16	43	2.69

2011-12 SOUTHLAND CONFERENCE INDIVIDUAL LEADERS

ALL GAMES

To be ranked, a player must appear in at least 75.0% of their team's games.

SCORING

##	Player-Team	CI	G	FG	3FG	FT	Pts	Avg.
1.	Ford, Diamond-TXST	JR	31	195	61	121	572	18.5
2.	Martin, Britni-SHSU	JR	30	152	88	131	523	17.4
3.	Herbert, Megan-UCA	JR	31	180	26	148	534	17.2
4.	Loyd, Kalis-LU	JR	31	180	13	127	500	16.1
5.	James, Jordi-NWLA	SR	29	157	49	94	457	15.8
6.	Leslie, Sumar-NICH	SR	31	167	29	122	485	15.6
7.	Baggett, Ashlyn-MCN	JR	34	176	73	98	523	15.4
8.	Marion, Tammara-SFA	SR	33	157	90	81	485	14.7
9.	Ezeh, Ashley-TXST	SO	31	177	0	97	451	14.5
10.	Thomas, Sequeena-SHSU	JR	30	181	7	66	435	14.5
11.	Baggett, Caitlyn-MCN	JR	34	137	65	152	491	14.4
12.	Armstead, Trudy-NWLA	JR	29	172	0	67	411	14.2
13.	Allen, Alisha-NICH	JR	31	169	10	81	429	13.8
14.	Babin, KK-NICH	SO	31	141	81	34	397	12.8
15.	Upchurch, Jasmine-NWLA	JR	29	145	0	44	334	11.5
16.	Gibson, Aja-SLU	SO	30	131	0	76	338	11.3
17.	Jenkins, Kelli-SLU	SR	30	115	16	91	337	11.2
18.	Myles, Myeisha-AMCC		29	129	0	60	318	11.0
19.	King, Kamra-UTSA	FR	29	79	33	111	302	10.4
20.	Jones, Judy-UTSA	SO	29	97	1	99	294	10.1
21.	Whittaker, Monique-LU	SR	31	100	23	79	302	9.7
22.	Wells, Kendra-MCN	SR	34	120	6	82	328	9.6
23.	Guiden, Nakeia-UCA	SR	31	90	12	97	289	9.3
24.	McCarthy, LiAnn-NICH	SO	26	93	29	26	241	9.3
25.	Roberts, Porsha-SFA	FR	33	108	0	86	302	9.2
26.	Simmons, Brandi-SLU	JR	30	110	0	48	268	8.9
27.	Rice, Micah-UCA	JR	31	85	54	43	267	8.6
28.	Roberts, Alisa-AMCC		29	82	31	50	245	8.4
29.	Clinch, Demi-TXST	SO	30	81	39	46	247	8.2
30.	Drake, Ronikka-NWLA	SR	29	69	31	65	234	8.1

REBOUNDING

##	Player-Team	CI	G	OFF	DEF	TOT	Avg.
1.	Thomas, Sequeena-SHSU	JR	30	133	244	377	12.6
2.	Herbert, Megan-UCA	JR	31	158	192	350	11.3
3.	Wells, Kendra-MCN	SR	34	128	221	349	10.3
4.	Hull, Martika-MCN	SR	34	162	154	316	9.3
5.	Armstead, Trudy-NWLA	JR	29	69	177	246	8.5
6.	Ezeh, Ashley-TXST	SO	31	91	157	248	8.0
7.	Upchurch, Jasmine-NWLA	JR	29	86	143	229	7.9
8.	Simmons, Brandi-SLU	JR	30	75	148	223	7.4
9.	Gibson, Aja-SLU	SO	30	100	111	211	7.0
10.	Beadle, Angela-SHSU	FR	30	86	123	209	7.0
11.	Jones, Judy-UTSA	SO	29	55	147	202	7.0
12.	Myles, Myeisha-AMCC		29	82	117	199	6.9
13.	Rogers, Desiree'-UCA	JR	30	54	138	192	6.4
	Kalu, Verinus-TXST	SR	30	77	115	192	6.4
15.	Allen, Alisha-NICH	JR	31	77	121	198	6.4
16.	Loyd, Kalis-LU	JR	31	52	145	197	6.4
17.	Roberts, Porsha-SFA	FR	33	88	107	195	5.9
18.	James, Jordi-NWLA	SR	29	54	117	171	5.9
19.	Sauls, Bianca-UTA	SR	28	56	106	162	5.8
20.	Duever, Courtney-UCA	SO	31	52	126	178	5.7

FIELD GOAL PERCENTAGE

(Min. 3.0 made per game)

##	Player-Team	CI	G	FG	FGA	Pct.
1.	Upchurch, Jasmine-NWLA	JR	29	145	274	.529
2.	Myles, Myeisha-AMCC		29	129	250	.516
3.	Herbert, Megan-UCA	JR	31	180	349	.516
4.	Ezeh, Ashley-TXST	SO	31	177	352	.503
5.	Roberts, Porsha-SFA	FR	33	108	220	.491
6.	Simmons, Brandi-SLU	JR	30	110	236	.466
7.	Allen, Alisha-NICH	JR	31	169	368	.459
8.	Loyd, Kalis-LU	JR	31	180	394	.457
9.	Holder, Latoria-SLU	SR	30	95	208	.457
10.	Leslie, Sumar-NICH	SR	31	167	372	.449
11.	Gibson, Aja-SLU	SO	30	131	295	.444
12.	Armstead, Trudy-NWLA	JR	29	172	397	.433
13.	Duever, Courtney-UCA	SO	31	95	221	.430
14.	McCarthy, LiAnn-NICH	SO	26	93	222	.419
15.	Ford, Diamond-TXST	JR	31	195	467	.418

2011-12 SOUTHLAND CONFERENCE STATISTICS

ASSISTS

##	Player-Team	Cl	G	Assists	Avg.
1.	Taylor, Verne'qua-AMCC		29	141	4.86
2.	Jenkins, Kelli-SLU	SR	30	135	4.50
3.	Leslie, Sumar-NICH	SR	31	139	4.48
4.	Baggett, Caitlyn-MCN	JR	34	144	4.24
5.	Martin, Britni-SHSU	JR	30	120	4.00
6.	Drake, Ronikka-NWLA	SR	29	102	3.52
7.	Johnson, Jasmine-SHSU	SO	30	105	3.50
8.	Babin, KK-NICH	SO	31	102	3.29
9.	Rogers, Destinee-UCA	SR	31	99	3.19
10.	Matthew, Brittney-SFA	FR	33	101	3.06
11.	Echols, Khamra-SHSU	SR	28	84	3.00
12.	Johnson, India-TXST	SR	31	88	2.84
13.	DeNure, Sabreena-UTA	JR	27	75	2.78
14.	James, Jordi-NWLA	SR	29	80	2.76
15.	Ayers, Gia-LU	SO	27	74	2.74

FREE-THROW PERCENTAGE

(Min. 2.0 made per game)

##	Player-Team	Cl	G	FTM	FTA	Pct.
1.	Ford, Diamond-TXST	JR	31	121	140	.864
2.	Leslie, Sumar-NICH	SR	31	122	143	.853
3.	Martin, Britni-SHSU	JR	30	131	158	.829
4.	Herbert, Megan-UCA	JR	31	148	179	.827
5.	Marion, Tammara-SFA	SR	33	81	98	.827
6.	Baggett, Caitlyn-MCN	JR	34	152	188	.809
7.	Hoskins, Jasmine-NICH	SR	30	62	77	.805
8.	Baggett, Ashlyn-MCN	JR	34	98	127	.772
9.	King, Kamra-UTSA	FR	29	111	145	.766
10.	Allen, Alisha-NICH	JR	31	81	106	.764
11.	Whittaker, Monique-LU	SR	31	79	104	.760
12.	Walker, Briana-UTA	SO	28	65	86	.756
13.	Roberts, Porsha-SFA	FR	33	86	114	.754
14.	Gibson, Aja-SLU	SO	30	76	105	.724
15.	Drake, Ronikka-NWLA	SR	29	65	91	.714

STEALS

##	Player-Team	Cl	G	Steals	Avg.
1.	Leslie, Sumar-NICH	SR	31	80	2.58
2.	Loyd, Kalis-LU	JR	31	64	2.06
3.	Hull, Martika-MCN	SR	34	69	2.03
4.	King, Kamra-UTSA	FR	29	56	1.93
5.	Baylor, Carenn-LU	JR	26	50	1.92
6.	Holder, Latoria-SLU	SR	30	57	1.90
7.	Jones, Judy-UTSA	SO	29	53	1.83
8.	Taylor, Verne'qua-AMCC		29	52	1.79
9.	Wells, Kendra-MCN	SR	34	60	1.76
10.	Babin, KK-NICH	SO	31	53	1.71
11.	Drake, Ronikka-NWLA	SR	29	49	1.69
12.	Kalu, Verinus-TXST	SR	30	49	1.63
13.	Armstead, Trudy-NWLA	JR	29	47	1.62
14.	Echols, Khamra-SHSU	SR	28	45	1.61
15.	Martin, Britni-SHSU	JR	30	48	1.60

3-POINT FG PERCENTAGE

(Min. 1.0 made per game)

##	Player-Team	Cl	G	3FG	FGA	Pct.
1.	Marion, Tammara-SFA	SR	33	90	222	.405
2.	Baggett, Caitlyn-MCN	JR	34	65	164	.396
3.	McCarthy, LiAnn-NICH	SO	26	29	75	.387
4.	Martin, Britni-SHSU	JR	30	88	233	.378
5.	Babin, KK-NICH	SO	31	81	228	.355
6.	Baggett, Ashlyn-MCN	JR	34	73	208	.351
7.	Rice, Micah-UCA	JR	31	54	157	.344
8.	Rogers, Destinee-UCA	SR	31	37	110	.336
9.	Graf, Meredith-NWLA	JR	29	39	119	.328
10.	Drake, Ronikka-NWLA	SR	29	31	95	.326
11.	Roberts, Alisa-AMCC		29	31	96	.323
12.	Ford, Diamond-TXST	JR	31	61	190	.321
13.	Hays, Taylor-LU	JR	31	33	105	.314
14.	James, Jordi-NWLA	SR	29	49	158	.310
15.	Clinch, Demi-TXST	SO	30	39	126	.310

3-POINT FG MADE

##	Player-Team	Cl	G	3FG	Avg.
1.	Martin, Britni-SHSU	JR	30	88	2.93
2.	Marion, Tammara-SFA	SR	33	90	2.73
3.	Babin, KK-NICH	SO	31	81	2.61
4.	Baggett, Ashlyn-MCN	JR	34	73	2.15
5.	Ford, Diamond-TXST	JR	31	61	1.97
6.	Baggett, Caitlyn-MCN	JR	34	65	1.91
7.	LaCombe, Candace-MCN	SR	34	61	1.79
8.	Rice, Micah-UCA	JR	31	54	1.74
9.	James, Jordi-NWLA	SR	29	49	1.69
10.	Sommers, Jessica-SLU	SR	30	49	1.63
11.	Spaletta, Ashley-UTSA	FR	29	40	1.38
12.	Krupa, Kelsey-TXST	SR	31	42	1.35
13.	Graf, Meredith-NWLA	JR	29	39	1.34
14.	Clinch, Demi-TXST	SO	30	39	1.30
15.	Nash, Jenny-NICH	FR	31	37	1.19
	Rogers, Destinee-UCA	SR	31	37	1.19

BLOCKED SHOTS

##	Player-Team	Cl	G	Blocks	Avg.
1.	Armstead, Trudy-NWLA	JR	29	60	2.07
2.	Thomas, Sequeena-SHSU	JR	30	62	2.07
3.	Roberts, Porsha-SFA	FR	33	59	1.79
4.	Wright, Whitney-UTSA	JR	29	48	1.66
5.	Upchurch, Jasmine-NWLA	JR	29	45	1.55
6.	Beadle, Angela-SHSU	FR	30	45	1.50
7.	Jones, Judy-UTSA	SO	29	28	0.97
8.	Allen, Alisha-NICH	JR	31	29	0.94
9.	Myles, Myeisha-AMCC		29	25	0.86
	Jammer, Jessica-AMCC	JR	29	25	0.86
11.	Shaffer, Hillary-SLU	FR	30	23	0.77
12.	Herbert, Megan-UCA	JR	31	21	0.68
13.	Nash, Jenny-NICH	FR	31	20	0.65
	Guiden, Nakeia-UCA	SR	31	20	0.65
15.	Clinch, Demi-TXST	SO	30	19	0.63

2011-12 SOUTHLAND CONFERENCE STATISTICS

ASSIST/TURNOVER RATIO

(Min. 3.0 assists/game)

##	Player-Team	CI	G	Asst	Avg. TO	Avg. Ratio
1.	Rogers, Destinee-UCA	SR	31	99	3.2	52 1.7 1.90
2.	Johnson, Jasmine-SHSU	SO	30	105	3.5	64 2.1 1.64
3.	Baggett, Caitlyn-MCN	JR	34	144	4.2	92 2.7 1.57
4.	Martin, Britni-SHSU	JR	30	120	4.0	79 2.6 1.52
5.	Jenkins, Kelli-SLU	SR	30	135	4.5	92 3.1 1.47
6.	Echols, Khamra-SHSU	SR	28	84	3.0	60 2.1 1.40
7.	Leslie, Sumar-NICH	SR	31	139	4.5	111 3.6 1.25
8.	Matthew, Brittney-SFA	FR	33	101	3.1	82 2.5 1.23
9.	Taylor, Verne'qua-AMCC		29	141	4.9	119 4.1 1.18
10.	Drake, Ronikka-NWLA	SR	29	102	3.5	99 3.4 1.03
11.	Babin, KK-NICH	SO	31	102	3.3	128 4.1 0.80

OFFENSIVE REBOUNDS

##	Player-Team	CI	G	No.	Avg.
1.	Herbert, Megan-UCA	JR	31	158	5.10
2.	Hull, Martika-MCN	SR	34	162	4.76
3.	Thomas, Sequeena-SHSU	JR	30	133	4.43
4.	Wells, Kendra-MCN	SR	34	128	3.76
5.	Gibson, Aja-SLU	SO	30	100	3.33
6.	Upchurch, Jasmine-NWLA	JR	29	86	2.97
7.	Ezeh, Ashley-TXST	SO	31	91	2.94
8.	Beadle, Angela-SHSU	FR	30	86	2.87
9.	Myles, Myeisha-AMCC		29	82	2.83
10.	Nwanguma, Desherra-UTA	SO	28	79	2.82
11.	Roberts, Porsha-SFA	FR	33	88	2.67
12.	Kalu, Verinus-TXST	SR	30	77	2.57
13.	Simmons, Brandi-SLU	JR	30	75	2.50
14.	Allen, Alisha-NICH	JR	31	77	2.48
15.	Heithoff, Danielle-LU	JR	30	73	2.43

DEFENSIVE REBOUNDS

##	Player-Team	CI	G	No.	Avg.
1.	Thomas, Sequeena-SHSU	JR	30	244	8.13
2.	Wells, Kendra-MCN	SR	34	221	6.50
3.	Herbert, Megan-UCA	JR	31	192	6.19
4.	Armstead, Trudy-NWLA	JR	29	177	6.10
5.	Jones, Judy-UTSA	SO	29	147	5.07
6.	Ezeh, Ashley-TXST	SO	31	157	5.06
7.	Simmons, Brandi-SLU	JR	30	148	4.93
8.	Upchurch, Jasmine-NWLA	JR	29	143	4.93
9.	Loyd, Kalis-LU	JR	31	145	4.68
10.	Rogers, Desiree'-UCA	JR	30	138	4.60
11.	Hull, Martika-MCN	SR	34	154	4.53
12.	Wright, Whitney-UTSA	JR	29	122	4.21
13.	Beadle, Angela-SHSU	FR	30	123	4.10
14.	Duever, Courtney-UCA	SO	31	126	4.06
15.	Myles, Myeisha-AMCC		29	117	4.03
	James, Jordi-NWLA	SR	29	117	4.03

MINUTES PLAYED

##	Player-Team	CI	G	Minutes	Avg.
1.	Babin, KK-NICH	SO	31	1218	39.29
2.	Leslie, Sumar-NICH	SR	31	1117	36.03
3.	Ford, Diamond-TXST	JR	31	1108	35.74
4.	Martin, Britni-SHSU	JR	30	1053	35.10
5.	King, Kamra-UTSA	FR	29	1014	34.97
6.	Wells, Kendra-MCN	SR	34	1163	34.21
7.	James, Jordi-NWLA	SR	29	983	33.90
8.	Rogers, Destinee-UCA	SR	31	1026	33.10
9.	Marion, Tammara-SFA	SR	33	1078	32.67
10.	Armstead, Trudy-NWLA	JR	29	936	32.28

CONFERENCE GAMES ONLY

SCORING

##	Player-Team	CI	G	FG	3FG	FT	Pts	Avg.
1.	Martin, Britni-SHSU	JR	16	88	58	73	307	19.2
	Ford, Diamond-TXST	JR	16	97	33	80	307	19.2
3.	Herbert, Megan-UCA	JR	16	101	15	89	306	19.1
4.	James, Jordi-NWLA	SR	16	91	32	69	283	17.7
5.	Baggett, Ashlyn-MCN	JR	16	93	42	48	276	17.3
6.	Leslie, Sumar-NICH	SR	16	93	13	66	265	16.6
7.	Armstead, Trudy-NWLA	JR	16	108	0	42	258	16.1
8.	Loyd, Kalis-LU	JR	16	95	8	58	256	16.0
9.	Marion, Tammara-SFA	SR	16	82	40	42	246	15.4
10.	Allen, Alisha-NICH	JR	16	91	6	48	236	14.8
	Ezeh, Ashley-TXST	SO	16	91	0	54	236	14.8
12.	Thomas, Sequeena-SHSU	JR	16	93	5	43	234	14.6
13.	Baggett, Caitlyn-MCN	JR	16	58	25	74	215	13.4
14.	Jenkins, Kelli-SLU	SR	16	68	8	53	197	12.3
15.	Upchurch, Jasmine-NWLA	JR	16	82	0	29	193	12.1
16.	Jones, Judy-UTSA	SO	16	60	1	65	186	11.6
17.	King, Kamra-UTSA	FR	16	47	20	65	179	11.2
	Babin, KK-NICH	SO	16	64	36	15	179	11.2
19.	Guiden, Nakeia-UCA	SR	16	57	9	52	175	10.9
20.	Gibson, Aja-SLU	SO	16	66	0	42	174	10.9
21.	Myles, Myeisha-AMCC	SR	16	70	0	33	173	10.8
22.	Wells, Kendra-MCN	SR	16	65	4	38	172	10.8
23.	Roberts, Porsha-SFA	FR	16	59	0	42	160	10.0
24.	McCarthy, LiAnn-NICH	SO	16	62	19	11	154	9.6
25.	Simmons, Brandi-SLU	JR	16	62	0	27	151	9.4
26.	Roberts, Alisha-AMCC	JR	16	46	22	36	150	9.4
27.	Mells, Ashlee-SFA	JR	16	52	17	28	149	9.3
28.	Rice, Micah-UCA	JR	16	44	26	29	143	8.9
29.	Holder, Latoria-SLU	SR	16	59	10	14	142	8.9
	Whittaker, Monique-LU	SR	16	45	12	40	142	8.9

REBOUNDING

##	Player-Team	CI	G	OFF	DEF	TOT	Avg.
1.	Thomas, Sequeena-SHSU	JR	16	75	165	240	15.0
2.	Herbert, Megan-UCA	JR	16	86	105	191	11.9
3.	Wells, Kendra-MCN	SR	16	63	120	183	11.4
4.	Hull, Martika-MCN	SR	16	84	79	163	10.2
5.	Armstead, Trudy-NWLA	JR	16	35	101	136	8.5
	Jones, Judy-UTSA	SO	16	42	94	136	8.5
7.	Ezeh, Ashley-TXST	SO	16	37	90	127	7.9
8.	Upchurch, Jasmine-NWLA	JR	16	43	82	125	7.8
9.	Allen, Alisha-NICH	JR	16	44	70	114	7.1
10.	Rogers, Desiree'-UCA	JR	16	25	85	110	6.9
	Beadle, Angela-SHSU	FR	16	50	60	110	6.9
12.	Simmons, Brandi-SLU	JR	16	36	73	109	6.8
13.	Gibson, Aja-SLU	SO	16	53	55	108	6.8
14.	Nwanguma, Desherra-UTA	SO	16	47	58	105	6.6
15.	Myles, Myeisha-AMCC	SR	16	45	59	104	6.5
16.	Loyd, Kalis-LU	JR	16	26	77	103	6.4
17.	Vega-Vega, Zoey-AMCC	SR	16	23	77	100	6.3
	James, Jordi-NWLA	SR	16	30	70	100	6.3
19.	Roberts, Porsha-SFA	FR	16	46	53	99	6.2
20.	Sawyer, Amina-SFA	SR	16	36	62	98	6.1

2011-12 SOUTHLAND CONFERENCE STATISTICS

FIELD GOAL PERCENTAGE

(Min. 3.0 made per game)

##	Player-Team	CI	G	FG	FGA	Pct.
1.	Upchurch, Jasmine-NWLA	JR	16	82	150	.547
2.	Herbert, Megan-UCA	JR	16	101	189	.534
3.	Hull, Martika-MCN	SR	16	48	92	.522
4.	Simmons, Brandi-SLU	JR	16	62	125	.496
5.	Mells, Ashlee-SFA	JR	16	52	106	.491
6.	Myles, Myeisha-AMCC	SR	16	70	143	.490
7.	Roberts, Porsha-SFA	FR	16	59	122	.484
8.	Leslie, Sumar-NICH	SR	16	93	193	.482
9.	Ezeh, Ashley-TXST	SO	16	91	189	.481
10.	Holder, Latoria-SLU	SR	16	59	124	.476
11.	Armstead, Trudy-NWLA	JR	16	108	229	.472
12.	Guiden, Nakeia-UCA	SR	16	57	124	.460
13.	Allen, Alisha-NICH	JR	16	91	205	.444
14.	Loyd, Kalis-LU	JR	16	95	217	.438
15.	Gibson, Aja-SLU	SO	16	66	151	.437

ASSISTS

##	Player-Team	CI	G	Assists	Avg.
1.	Jenkins, Kelli-SLU	SR	16	87	5.44
2.	Taylor, Verne'Qua-AMCC	JR	16	85	5.31
3.	Baggett, Caitlyn-MCN	JR	16	71	4.44
4.	Leslie, Sumar-NICH	SR	16	68	4.25
5.	Matthew, Brittney-SFA	FR	16	66	4.13
6.	Martin, Britni-SHSU	JR	16	66	4.13
7.	Ayers, Gia-LU	SO	14	56	4.00
8.	Johnson, Jasmine-SHSU	SO	16	60	3.75
9.	Rogers, Destinee-UCA	SR	16	59	3.69
10.	Babin, KK-NICH	SO	16	57	3.56
11.	Martin, Kaylan-TXST	SO	16	53	3.31
12.	Guiden, Nakeia-UCA	SR	16	53	3.31
13.	James, Jordi-NWLA	SR	16	52	3.25
14.	Drake, Ronikka-NWLA	SR	16	51	3.19
15.	Echols, Khamra-SHSU	SR	16	44	2.75

FREE-THROW PERCENTAGE

(Min. 2.0 made per game)

##	Player-Team	CI	G	FTM	FTA	Pct.
1.	Leslie, Sumar-NICH	SR	16	66	72	.917
2.	Ford, Diamond-TXST	JR	16	80	91	.879
3.	Baggett, Caitlyn-MCN	JR	16	74	85	.871
4.	Herbert, Megan-UCA	JR	16	89	104	.856
5.	Hoskins, Jasmine-NICH	SR	16	36	43	.837
6.	Martin, Britni-SHSU	JR	16	73	88	.830
7.	Gibson, Aja-SLU	SO	16	42	53	.792
8.	Roberts, Alisa-AMCC	JR	16	36	46	.783
9.	Marion, Tammara-SFA	SR	16	42	54	.778
10.	Whittaker, Monique-LU	SR	16	40	52	.769
11.	Allen, Alisha-NICH	JR	16	48	63	.762
12.	Baggett, Ashlyn-MCN	JR	16	48	64	.750
13.	King, Kamra-UTSA	FR	16	65	87	.747
14.	James, Jordi-NWLA	SR	16	69	93	.742
15.	Roberts, Porsha-SFA	FR	16	42	57	.737

STEALS

##	Player-Team	CI	G	Steals	Avg.
1.	Leslie, Sumar-NICH	SR	16	47	2.94
2.	Taylor, Verne'Qua-AMCC	JR	16	37	2.31
3.	Loyd, Kalis-LU	JR	16	33	2.06
4.	Holder, Latoria-SLU	SR	16	32	2.00
5.	Baylor, Carenn-LU	JR	13	26	2.00
6.	Wells, Kendra-MCN	SR	16	29	1.81
7.	Jones, Judy-UTSA	SO	16	28	1.75
8.	Parker, Kiara-UTA	JR	15	26	1.73
9.	Hull, Martika-MCN	SR	16	27	1.69
10.	Martin, Britni-SHSU	JR	16	26	1.63
11.	Babin, KK-NICH	SO	16	26	1.63
12.	Armstead, Trudy-NWLA	JR	16	25	1.56
13.	Johnson, Jasmine-SHSU	SO	16	24	1.50
14.	Hays, Taylor-LU	JR	16	23	1.44
15.	King, Kamra-UTSA	FR	16	23	1.44
16.	Baggett, Ashlyn-MCN	JR	16	23	1.44

3-POINT FG PERCENTAGE

(Min. 1.0 made per game)

##	Player-Team	CI	G	3FG	FGA	Pct.
1.	Martin, Britni-SHSU	JR	16	58	123	.472
2.	Baggett, Ashlyn-MCN	JR	16	42	106	.396
3.	McCarthy, LiAnn-NICH	SO	16	19	49	.388
4.	Marion, Tammara-SFA	SR	16	40	106	.377
5.	James, Jordi-NWLA	SR	16	32	89	.360
6.	Green, Malaika-UTA	SO	16	18	52	.346
7.	Roberts, Alisa-AMCC	JR	16	22	64	.344
8.	Rogers, Destinee-UCA	SR	16	22	65	.338
9.	Mells, Ashlee-SFA	JR	16	17	51	.333
10.	Baggett, Caitlyn-MCN	JR	16	25	77	.325
11.	Ford, Diamond-TXST	JR	16	33	103	.320
12.	Babin, KK-NICH	SO	16	36	114	.316
13.	Sommers, Jessica-SLU	SR	16	34	110	.309
14.	Rice, Micah-UCA	JR	16	26	86	.302
15.	Gardner, Ashley-UTSA	SR	16	16	54	.296

3-POINT FG MADE

##	Player-Team	CI	G	3FG	Avg.
1.	Martin, Britni-SHSU	JR	16	58	3.63
2.	Baggett, Ashlyn-MCN	JR	16	42	2.63
3.	Marion, Tammara-SFA	SR	16	40	2.50
4.	Babin, KK-NICH	SO	16	36	2.25
5.	Sommers, Jessica-SLU	SR	16	34	2.13
6.	Ford, Diamond-TXST	JR	16	33	2.06
7.	James, Jordi-NWLA	SR	16	32	2.00
8.	Rice, Micah-UCA	JR	16	26	1.63
9.	Baggett, Caitlyn-MCN	JR	16	25	1.56
10.	LaCombe, Candace-MCN	SR	16	22	1.38
11.	Roberts, Alisa-AMCC	JR	16	22	1.38
12.	Rogers, Destinee-UCA	SR	16	22	1.38
13.	King, Kamra-UTSA	FR	16	20	1.25
14.	McCarthy, LiAnn-NICH	SO	16	19	1.19
15.	Smith, Chanice-SHSU	JR	14	16	1.14

2011-12 SOUTHLAND CONFERENCE STATISTICS

BLOCKED SHOTS

##	Player-Team	Cl	G	Blocks	Avg.
1.	Armstead, Trudy-NWLA	JR	16	47	2.94
2.	Thomas, Sequeena-SHSU	JR	16	40	2.50
3.	Roberts, Porsha-SFA	FR	16	35	2.19
4.	Upchurch, Jasmine-NWLA	JR	16	25	1.56
5.	Beadle, Angela-SHSU	FR	16	24	1.50
6.	Wright, Whitney-UTSA	JR	16	22	1.38
7.	Clinch, Demi-TXST	SO	16	14	0.88
	Guiden, Nakeia-UCA	SR	16	14	0.88
9.	Shaffer, Hillary-SLU	FR	16	13	0.81
	Herbert, Megan-UCA	JR	16	13	0.81
11.	Jones, Judy-UTSA	SO	16	12	0.75
	Jammer, Jessica-AMCC	JR	16	12	0.75
13.	Nash, Jenny-NICH	FR	16	11	0.69
	Myles, Myeisha-AMCC	SR	16	11	0.69
	Simmons, Brandi-SLU	JR	16	11	0.69

ASSIST/TURNOVER RATIO

(Min. 3.0 assists/game)

##	Player-Team	Cl	G	Asst	Avg TO	Avg. Ratio
1.	Rogers, Destinee-UCA	SR	16	59	3.7	24 1.5 2.46
2.	Johnson, Jasmine-SHSU	SO	16	60	3.8	32 2.0 1.88
3.	Jenkins, Kelli-SLU	SR	16	87	5.4	50 3.1 1.74
4.	Baggett, Caitlyn-MCN	JR	16	71	4.4	44 2.8 1.61
5.	Leslie, Sumar-NICH	SR	16	68	4.3	44 2.8 1.55
6.	Martin, Britni-SHSU	JR	16	66	4.1	43 2.7 1.53
7.	Ayers, Gia-LU	SO	14	56	4.0	42 3.0 1.33
8.	Matthew, Brittney-SFA	FR	16	66	4.1	51 3.2 1.29
9.	Taylor, Verne'Qua-AMCC	JR	16	85	5.3	70 4.4 1.21
10.	Drake, Ronikka-NWLA	SR	16	51	3.2	45 2.8 1.13
11.	Martin, Kaylan-TXST	SO	16	53	3.3	52 3.3 1.02
12.	James, Jordi-NWLA	SR	16	52	3.3	52 3.3 1.00
13.	Babin, KK-NICH	SO	16	57	3.6	61 3.8 0.93
14.	Guiden, Nakeia-UCA	SR	16	53	3.3	60 3.8 0.88

OFFENSIVE REBOUNDS

##	Player-Team	Cl	G	No.	Avg.
1.	Herbert, Megan-UCA	JR	16	86	5.38
2.	Hull, Martika-MCN	SR	16	84	5.25
3.	Thomas, Sequeena-SHSU	JR	16	75	4.69
4.	Wells, Kendra-MCN	SR	16	63	3.94
5.	Gibson, Aja-SLU	SO	16	53	3.31
6.	Cooper, Cori-UTSA	JR	16	51	3.19
7.	Beadle, Angela-SHSU	FR	16	50	3.13
8.	Nwanguma, Desherra-UTA	SO	16	47	2.94
9.	Roberts, Porsha-SFA	FR	16	46	2.88
10.	Myles, Myeisha-AMCC	SR	16	45	2.81
	Heithoff, Danielle-LU	JR	16	45	2.81
12.	Allen, Alisha-NICH	JR	16	44	2.75
13.	Upchurch, Jasmine-NWLA	JR	16	43	2.69
14.	Jones, Judy-UTSA	SO	16	42	2.63
15.	Kalu, Verinus-TXST	SR	15	39	2.60

DEFENSIVE REBOUNDS

##	Player-Team	Cl	G	No.	Avg.
1.	Thomas, Sequeena-SHSU	JR	16	165	10.31
2.	Wells, Kendra-MCN	SR	16	120	7.50
3.	Herbert, Megan-UCA	JR	16	105	6.56
4.	Armstead, Trudy-NWLA	JR	16	101	6.31
5.	Jones, Judy-UTSA	SO	16	94	5.88
6.	Ezeh, Ashley-TXST	SO	16	90	5.63
7.	Rogers, Desiree'-UCA	JR	16	85	5.31
8.	Upchurch, Jasmine-NWLA	JR	16	82	5.13
9.	Hull, Martika-MCN	SR	16	79	4.94
10.	Vega-Vega, Zoey-AMCC	SR	16	77	4.81
	Loyd, Kalis-LU	JR	16	77	4.81
12.	Simmons, Brandi-SLU	JR	16	73	4.56
13.	Allen, Alisha-NICH	JR	16	70	4.38
	James, Jordi-NWLA	SR	16	70	4.38
15.	Duever, Courtney-UCA	SO	16	66	4.13

MINUTES PLAYED

##	Player-Team	Cl	G	Minutes	Avg.
1.	Babin, KK-NICH	SO	16	629	39.31
2.	Ford, Diamond-TXST	JR	16	595	37.19
3.	Wells, Kendra-MCN	SR	16	593	37.06
4.	Leslie, Sumar-NICH	SR	16	585	36.56
5.	Martin, Britni-SHSU	JR	16	577	36.06
6.	Rogers, Destinee-UCA	SR	16	576	36.00
7.	King, Kamra-UTSA	FR	16	563	35.19
8.	James, Jordi-NWLA	SR	16	560	35.00
9.	Herbert, Megan-UCA	JR	16	556	34.75
10.	Armstead, Trudy-NWLA	JR	16	555	34.69

2012 SOUTHLAND CONFERENCE TOURNAMENT

QUARTERFINALS (MARCH 6)

No. 2 McNeese State 67, No. 7 Southeastern La. 55
 No. 6 Texas State 74, No. 3 Sam Houston State 66
 No. 8 Nicholls 79, No. 1 Central Arkansas 59
No. 4 Stephen F. Austin 73, No. 5 Lamar 64

SEMIFINALS (MARCH 8)

No. 2 McNeese State 76, No. 6 Texas State 46
 No. 4 Stephen F. Austin 66, No. 8 Nicholls 57

FINALS (MARCH 9)

No. 2 McNeese State 60, No. 4 Stephen F. Austin 56

ALL-TOURNAMENT TEAM

Caitlyn Baggett, McNeese State (MVP)
 Ashlyn Baggett, McNeese State
 Tammara Marion, Stephen F. Austin
 Kendra Wells, McNeese State
 Ashlee Mells, Stephen F. Austin

2011-12 SOUTHLAND CONFERENCE HONORS

POSTSEASON AWARDS

PLAYER OF THE YEAR

Megan Herbert (Central Arkansas)

NEWCOMER OF THE YEAR

Ashlee Mells (Stephen F. Austin)

FRESHMAN OF THE YEAR

Porsha Roberts (Stephen F. Austin)

DEFENSIVE PLAYER OF THE YEAR

Megan Herbert (Central Arkansas)

COACH OF THE YEAR

Matt Daniel (Central Arkansas)

FIRST TEAM

Megan Herbert, F, Jr. (Central Arkansas)

Britni Martin, G, Jr. (Sam Houston St.)

Ashlyn Baggett, G, Jr. (McNeese St.)

Kalis Loyd, F, Jr. (Lamar)

Diamond Ford, G, Jr. (Texas State)

SECOND TEAM

Sequeena Thomas, F, Jr. (Sam Houston St.)

Tammara Marion, G, Sr. (Stephen F. Austin)

Caitlyn Baggett, G, Jr. (McNeese St.)

Sumar Leslie, G, Sr. (Nicholls)

KK Babin, G, So. (Nicholls)

THIRD TEAM

Nakeia Guiden, G, Sr. (Central Arkansas)

Kendra Wells, F, Sr. (McNeese State)

Ashley Ezech, F, So. (Texas State)

Jordi James, G, Sr. (Northwestern St.)

Kelli Jenkins, G, Sr. (Southeastern La.)

HONORABLE MENTION

Trudy Armstead (Northwestern State),

Aja Gibson (Southeastern Louisiana),

Myeisha Myles (Texas A&M-Corpus Christi),

Judy Jones (UTSA), Alisha

Allen (Nicholls), Destinee Rogers (Central Arkansas),

Porsha Roberts (SFA),

Ashley Mells (SFA).

ALL-ACADEMIC TEAM

STUDENT-ATHLETE OF THE YEAR

Ashlyn Baggett (McNeese St.)

FIRST TEAM

Ashlyn Baggett (McNeese St.)

Britni Martin (Sam Houston St.)

Caitlyn Baggett (McNeese St.)

Jordi James (Northwestern St.)

KK Babin (Nicholls)

SECOND TEAM

Sequeena Thomas (Sam Houston St.)

Marci Moffitt (Central Arkansas)

Micah Rice (Central Arkansas)

Bianca Sauls (UT Arlington)

Ang Green (Lamar)

SPRING 2012

SLC COMMISSIONER'S

HONOR ROLL

LAMAR MEMBERS

Chantelle Brockett, Jameisha Edwards, Ang Green, Danielle Heithoff, Mary Kovtun

PLAYERS OF THE WEEK

Nov. 14: Sequeena Thomas (Sam Houston St.), Diamond Ford (Texas St.)*

Nov. 21: **Kalis Loyd (Lamar)**, Megan Herbert (Central Ark.)*

Nov. 28: Caitlyn Baggett (McNeese St.)

Dec. 5: Kendra Wells (McNeese St.)

Dec. 12: Megan Herbert (Central Ark.)

Dec. 19: KK Babin (Nicholls)

Dec. 26: Tammara Marion (SFA)

Jan. 2: **Kalis Loyd (Lamar)**

Jan. 9: Diamond Ford (Texas State)

Jan. 16: Sequeena Thomas (Sam Houston State)

Jan. 23: Sumar Leslie (Nicholls)

Jan. 30: Megan Herbert (Central Ark.)

Feb. 6: Megan Herbert (Central Arkansas)

Feb. 13: Megan Herbert (Central Ark.)

Feb. 20: **Kalis Loyd (Lamar)**

Feb. 27: Britni Martin (Sam Houston St.)

March 4: Megan Herbert (Central Ark.)

* Co-Players of the Week

2012-13 PRESEASON POLLS

PRESEASON ALL-CONFERENCE

First Team

Megan Herbert, F, Sr. (Central Ark.)

Britni Martin, G, Sr. (Sam Houston St.)

Ashlyn Baggett, G, Sr. (McNeese St.)

Kalis Loyd, G, Sr. (Lamar)

Sequeena Thomas, F, Sr. (Sam Houston)

Second Team

Caitlyn Baggett, G, Sr. (McNeese St.)

KK Babin, G, Jr. (Nicholls)

Porsha Roberts, C, So. (SFA)

Alisha Allen, F, Sr. (Nicholls)

Kevi Luper, G, Sr. (Oral Roberts)

COACHES POLL

Team (First-Place Votes) Total

McNeese State78

Stephen F. Austin (3)69

Central Arkansas59

Oral Roberts56

Sam Houston State54

Lamar46

Nicholls33

Texas A&M-Corpus Christi.....21

Southeastern Louisiana19

Northwestern State15

SID POLL

Team (First-Place Votes)Total

McNeese State (6).....77

Central Arkansas (1).....74

Oral Roberts (2).....63

Stephen F. Austin.....55

Sam Houston State (1).....52

Lamar43

Nicholls34

Southeastern Louisiana.....20

Texas A&M-Corpus Christi.....18

Northwestern State14



SOUTHLAND CONFERENCE

SOUTHLAND CONFERENCE MILEAGE CHART

TEAM	UCA	LAMAR	MCN	NI CH	NWLA	ORU	SHSU	SLU	SFA	AMCC
Central Arkansas	—	430	464	589	310	244	415	500	321	754
LAMAR	430	—	60	231	157	479	112	226	124	307
McNeese State	464	60	—	171	121	517	172	166	161	363
Nicholls State	589	231	171	—	229	639	343	88	329	536
Northwestern State	310	157	121	229	—	406	180	208	109	488
Oral Roberts	244	479	517	639	406	—	426	624	362	668
Sam Houston State	415	112	172	343	180	426	—	338	94	290
Southeastern La.	500	226	166	88	208	624	338	—	311	535
Stephen F. Austin	321	124	161	329	109	362	94	311	—	361
A&M-Corpus Christi	754	307	363	536	488	668	290	535	361	—



HISTORY & RECORDS





RECORDS AND HISTORY

TEAM RECORDS

Most Points Scored Game

- 116 – McNeese State, (12/08/1990)
- 115 – South Alabama (03/05/1992)
- 114 – at Florida International (01/28/1980)
- 112 – Louisiana-Lafayette (02/16/1991)
- 111 – Huston-Tillotson (12/02/2009)
- 109 – TCU (03/03/1996)
- 108 – Central Florida (01/14/1991)
- 106 – Oral Roberts (03/04/1989)
- 105 – at Louisiana-Lafayette (02/22/1992)
- 105 – at Central Florida (02/09/1991)
- 105 – at Louisiana-Lafayette (01/19/1991)
- 105 – Southern (12/22/1991)
- 105 – Texas Pan-American (01/21/1988)

Most Field Goals Made (Game)

- 49 – at Florida International (01/02/1980)
- 46 – South Alabama (03/05/1992)
- 46 – Huston-Tillotson (12/02/2009)
- 45 – Texas Southern (03/01/1990)
- 44 – Louisiana-Lafayette (02/16/1991)
- 44 – TCU (03/03/1996)

Most Field Goals Made (Season)

- 1,123 – 1990-91
- 938 – 2009-10
- 924 – 1991-92
- 892 – 1989-90
- 842 – 2010-11

Most Field Goals Attempted (Game)

- 95 – at New Orleans (11/20/1981)
- 90 – Oral Roberts (03/08/1993)
- 87 – McNeese State (02/09/1985)
- 87 – TCU (03/03/1996)
- 86 – Huston-Tillotson (12/02/2009)
- 85 – Oral Roberts (12/05/1987)
- 85 – Texas Woman's (01/12/1982)

Highest FG Percentage (Game)

- 72.0 – Sam Houston State (11/29/1984)
- 71.4 – vs. SMU (12/02/1989) (N)
- 63.5 – vs. New Orleans (03/09/1990) (N)
- 62.5 – at Nicholls (03/01/2006)
- 62.1 – at Louisiana-Lafayette (02/22/1992)

Highest FG Percentage (Season)

- 49.6 – 1990-91
- 48.8 – 1989-90
- 48.2 – 1991-92
- 47.2 – 1988-89
- 45.6 – 1983-84

Most 3-Point Field Goals Made (Game)

- 16 – Huston-Tillotson (12/02/2009)
- 14 – William Carey (11/19/2007)
- 13 – Southern (12/07/2010)
- 13 – at Kansas State (11/25/1995)
- 12 – at Texas State (03/02/2011)
- 12 – Sam Houston State (03/03/2001)
- 12 – at Oral Roberts (11/26/2005)
- 12 – LSU-Shreveport (01/02/2010)

Most 3-Point Field Goals Made (Season)

- 243 – 2009-10
- 218 – 2010-11
- 193 – 2008-09
- 179 – 2000-01
- 164 – 2007-08

Most 3-Point Field Goals Attempted (Game)

- 34 – at Kansas State (11/25/1995)
- 33 – Huston-Tillotson (12/02/2009)
- 32 – LSU-Shreveport (01/02/2010)
- 31 – LSU-Shreveport (11/23/2010)
- 31 – at Texas State (01/01/2002)
- 29 – at Oral Roberts (11/26/2006)
- 28 – at Arkansas (03/17/2011)
- 28 – vs. Niagara (12/30/2008) (N)
- 28 – Central Arkansas (01/24/2008)
- 28 – at Western Kentucky (01/11/1997)
- 28 – at Stephen F. Austin (12/06/1997)

Highest 3-Point FG Percentage (Season)

- 44.4 – 1990-91
- 36.9 – 2006-07
- 35.5 – 2000-01
- 35.2 – 2008-09
- 34.1 – 1991-92

Most Free Throws Made (Game)

- 38 – Paul Quinn (01/06/2009)
- 34 – at Northwestern State (12/01/1980)
- 32 – New Orleans (01/18/1992)
- 31 – Louisiana Tech (01/24/1991)
- 30 – at Sam Houston State (02/26/2011)
- 30 – at Texas State (01/13/2000)

Most Free Throws Attempted (Game)

- 52 – at Northwestern State (12/01/1980)
- 45 – vs. Portland (11/26/2010) (N)
- 45 – vs. Radford (12/30/1994) (N)
- 45 – Alcorn State (01/07/1989)
- 45 – at Missouri (11/27/1995)

Most Rebounds (Game)

- 69 – Louisiana-Lafayette (02/07/1981)
- 66 – McNeese State (02/09/1985)
- 66 – at New Orleans (11/20/1981)
- 65 – Prairie View A&M (12/14/1981)
- 62 – at Louisiana-Lafayette (02/17/1990)
- 62 – Dillard (01/23/1981)
- 62 – McNeese State (01/17/2009)

Highest Rebound Average (Season)

- 48.0 – 1982-83
- 42.0 – 1985-86
- 41.7 – 1994-95
- 41.6 – 1997-98
- 41.3 – 1991-92

Most Assists (Game)

- 31 – Huston-Tillotson (12/02/2009)
- 31 – at Texas-Pan American (02/02/1991)
- 30 – vs. Cleveland State (12/05/1992) (N)
- 30 – McNeese State (12/08/1990)
- 29 – Texas-Pan American (01/21/1988)

Most Turnovers (Game)

- 41 – Texas Woman's (12/09/1980)
- 39 – at Prairie View A&M (11/17/1981)
- 39 – at Missouri (11/27/1995)
- 39 – Rice (11/13/1998)
- 38 – Stephen F. Austin (02/18/2002)

Most Steals (Game)

- 29 – Texas-Pan American (02/04/1989)
- 28 – Centenary (La.) (12/08/1999)
- 27 – vs. Sacramento State (11/24/1995) (N)
- 26 – Louisiana-Lafayette (03/02/1996)
- 25 – at Louisiana-Lafayette (01/19/1991)

Most Blocked Shots (Game)

- 12 – Huston-Tillotson (12/02/2009)
- 10 – LSU-Shreveport (11/23/2010)
- 11 – Southeastern Louisiana (01/09/2010)
- 10 – Paul Quinn (01/06/2009)
- 10 – Baylor (12/06/1988)
- 10 – Arkansas (01/29/1986)

Fewest Points Allowed (Game)

(All-Time)

- 11 – Rice (01/23/1975)
- 15 – Rice (03/14/1975)
- 21 – Houston (1971-72)
- 22 – Rice (1970-71)
- 22 – vs. Texas Southern (1972-73) (N)

Fewest Points Allowed (Game)

(Since joining NCAA in 1982-83)

- 30 – Texas-Pan American (02/04/1989)
- 30 – Southern University (12/15/1988)
- 34 – Texas-Pan American (01/05/1991)
- 36 – Baylor (12/07/1988)
- 37 – Louisiana-Lafayette (01/23/1992)

Lowest Opponent Scoring Averages (Season)

(All-Time)

- 43.6 – 1971-72
- 43.8 – 1972-73
- 44.2 – 1969-70
- 46.0 – 1970-71
- 49.9 – 1973-74

Lowest Opponent Scoring Averages (Season)

(Since joining NCAA in 1982-83)

- 61.0 – 1999-00
- 62.3 – 2007-08
- 62.3 – 2000-01
- 63.0 – 2002-03
- 63.5 – 2008-09

Best Field Goal Percentage Defense (Season)

- 37.5 – 2009-10
- 37.6 – 2002-03
- 37.7 – 2010-11
- 37.7 – 2006-07
- 38.4 – 2007-08

Highest Opponent Field Goal Percentage (Season)

- 47.4 – 1987-88
- 46.7 – 1986-87
- 46.4 – 1996-97
- 44.8 – 1985-86
- 44.6 – 1983-84

Lamar Streaks

- Wins:** 14 games in 1990-91 season
- Home Court Wins:** 26 (02/10/1990-12/19/1992)
- Losses:** 11 games, 1985-86 and 1986-87
- Winning Seasons:** 5, 2007-08 thru 2011-12
- Losing Seasons:** 11, 1995-96 through 2006-07

Most Wins

- 29 – 1990-91
- 26 – 2009-10
- 25 – 2010-11
- 23 – 1974-75
- 22 – 1975-76

Fewest Losses

- 4 – 1990-91
- 7 – 1991-92
- 8 – 2010-11
- 8 – 2009-10
- 8 – 1975-76

RECORDS AND HISTORY

Highest Winning Percentage

.879 – (29-4) 1990-91
 .765 – (26-8) 2009-10
 .758 – (25-8) 2010-11
 .750 – (21-7) 1991-92
 .733 – (22-9) 1975-76

Largest Winning Margin

86 – at Florida International (114-28) (01/02/1980)
 71 – Rice (86-15) (03/14/1975)
 63 – South Alabama (115-52) (03/05/1992)
 63 – McNeese State (116-53) (12/08/1990)
 62 – La.-Lafayette (112-50) (02/16/1991)
 61 – vs. Rice (72-11) (01/23/1975)
 60 – Texas Pan-American (94-34) (01/05/1991)

Highest Scoring Average (Season)

87.2 – 1990-91
 86.1 – 1991-92
 75.9 – 1979-80
 75.0 – 2009-10
 73.8 – 2010-11
 73.8 – 1989-90

INDIVIDUAL CAREER LEADERS

POINTS SCORED

Player	Years	GP	Avg.	Points
1. Uirannah Jackson	1988-92	114	15.2	1,730
2. Carol Sims	1973-77	104	15.1	1,571
3. Kalis Loyd	2009-	96	14.9	1,431
4. Brittney Williams	2006-10	123	12.1	1,483
5. Travesa Gant	1991-94	75	18.3	1,372
6. Barbara Hickey	1988-92	112	12.2	1,370
7. LaToya Carson	2003-07	107	12.6	1,352
8. Sandra Thomas	1974-78	104	12.2	1,268
9. Audrea Samuel	2002-06	107	10.6	1,135
10. Carolyn Ford	1978-82	102	10.4	1,056
11. Cassie Brooks	1987-88	56	18.0	1,010

SCORING AVERAGE (Minimum 700 points)

Player	Years	GP	Pts.	Avg.
1. Lara Webb	1995-96	47	884	18.8
2. Travesa Gant	1991-94	75	1,372	18.3
3. Cassie Brooks	1987-89	56	1,010	18.0
4. Susan Summons	1978-80	54	968	18.0
5. Kara Audery	1982-84	54	943	17.5
6. Priscilla Teal	1979-81	42	729	17.4
7. Brenda Hatchett	1990-92	56	950	17.0
8. Uirannah Jackson	1988-92	114	1,730	15.2
9. Carol Sims	1973-77	104	1,571	15.1
10. Aundra Rhone	1983-85	53	800	15.1

REBOUNDS

Player	Years	GP	Avg.	Reb.
1. Carolyn Ford	1978-82	102	10.3	1,052
2. Trashanna Smith	2007-11	126	7.3	925
3. Uirannah Jackson	1988-92	114	7.6	863
4. Travesa Gant	1991-94	75	11.4	856
5. Brittney Williams	2006-10	123	5.8	716
6. Kara Audery	1982-84	54	12.8	692
7. Jojuana Rogers	1988-82	117	5.8	676
8. Kalis Loyd	2009-	96	6.5	625
9. LaToya Carson	2003-07	107	5.6	603
10. Audrea Samuel	2002-06	107	5.2	558

REBOUND AVERAGE

Player	Years	GP	Reb.	Avg.
1. Kara Audery	1982-84	54	692	12.8
2. Travesa Gant	1991-94	75	856	11.4
3. Carolyn Ford	1978-82	102	1,052	10.3
4. Vicki Gentry	1984-86	53	506	9.6
5. Lolita Ross	1978-80	54	437	8.1

FIELD GOALS MADE

Player	Years	GP	Pct.	FGM
1. Uirannah Jackson	1988-92	114	54.2	792
2. Carol Sims	1973-77	104	---	648
3. Barbara Hickey	1988-92	112	56.8	587
4. Brittney Williams	2006-10	123	45.9	584
5. Travesa Gant	1991-94	75	54.7	560
6. Kalis Loyd	2009-	96	48.1	543
7. LaToya Carson	2003-07	107	42.1	474
8. Ramona Jones	1989-93	110	47.2	436
9. Audrea Samuel	2002-06	107	43.1	421
10. Cassie Brooks	1987-89	56	47.0	418

FIELD-GOAL PERCENTAGE (Min. 150 Made)

Player	Years	GP	FG-FGA	Pct.
1. Kara Audery	1982-84	54	395-616	64.1
2. Katrenia Oston	1989-91	55	202-345	58.6
3. Barbara Hickey	1988-92	112	587-1034	56.8
4. Travesa Gant	1991-94	75	560-1024	54.7
5. Uirannah Jackson	1988-92	114	792-1461	54.2
6. Susan Summons	1978-80	54	404-802	50.4
7. Aundra Rhone	1983-85	53	301-611	49.3
8. Kalis Loyd	2009-	96	543-1130	48.1
9. Ramona Jones	1989-93	110	436-924	47.2
10. Colleen Solseth	1981-83	55	175-367	47.7
11. Nakita Miles	1998-02	105	206-437	47.1

FREE THROWS MADE

Player	Years	GP	FTM
1. LaToya Carson	2003-07	107	364
2. Brittney Williams	2006-10	123	299
3. Audrea Samuel	2002-06	107	286
4. Carol Sims	1973-77	104	275
5. Tammy Winsmann	1985-88	75	265
6. Carolyn Ford	1978-82	102	256
7. Jojuana Rogers	1988-92	117	255
8. Sandra Thomas	1974-78	104	252
8. Bobbie Bean	1990-92	60	252
10. Jeannie Conde	1987-89	56	233

FREE-THROW PERCENTAGE (Min. 150 made)

Player	Years	GP	FT-FTA	Pct.
1. Jeannie Conde	1987-89	56	233-275	84.7
2. Jenna Plumley	2009-11	66	176-212	83.0
3. Bobbie Bean	1990-92	60	252-310	81.3
4. Brenda Hatchett	1990-92	56	154-193	79.8
4. Nikki Williams	2007-09	63	197-247	79.8
6. Sondra Ancelot	1990-94	78	196-246	79.7

3-POINT FIELD GOALS MADE

Player	Years	GP	3-FGM
1. Jenna Plumley	2009-11	66	204
2. Brenda Hatchett	1990-92	56	188
3. Danyelle Grimes	1997-2001	70	131
4. Nikki Williams	2007-09	63	123
5. Emily Spickler	2007-09	63	100
6. Shawnta Vanzant	2000-01	27	91
6. Alexis Timpone	2004-07	82	91
8. Darika Hill	2008-10	63	86
9. Sondra Ancelot	1990-94	78	80
10. Jeannie Conde	1987-89	56	79

3-POINT FG ATTEMPTS

Player	Years	GP	3FGA
1. Jenna Plumley	2009-11	66	571
2. Danyelle Grimes	1997-01	70	447
3. Brenda Hatchett	1990-92	56	440
4. Nikki Williams	2007-09	63	353
5. Rashekii Howard	2002-04	52	288
6. Sondra Ancelot	1990-94	78	245
7. Darika Hill	2008-10	63	238
8. Emily Spickler	2007-09	63	232
9. Shawnta Vanzant	2000-01	27	228
10. Alexis Timpone	2004-07	82	226

ASSISTS

Player	Years	GP	Assts.	Avg.
1. Ramona Jones	1989-93	110	653	6.3
2. Jenna Plumley	2009-11	66	399	6.0
3. Barbara Hickey	1988-92	112	300	2.7
4. Kalis Loyd	2009-	96	282	2.9
5. Nikki Williams	2007-09	63	249	3.9
6. Viboonluk Kributr	1988-90	57	237	4.2
7. Jodie Brand	1994-98	90	232	2.6
8. Neno Anguiano	1999-02	80	219	2.7
9. Trashanna Smith	2007-11	126	211	1.7
10. Lisa McMahan	1994-95	36	210	5.8

STEALS

Player	Years	GP	Steals	Avg.
1. Ramona Jones	1989-93	110	333	3.0
2. Kalis Loyd	2009-	96	210	2.2
3. Jenna Plumley	2009-11	66	202	3.1
4. LaToya Carson	2003-07	107	186	1.7
5. Uirannah Jackson	1988-92	114	184	1.6
6. Barbara Hickey	1988-92	112	177	1.6
7. Lara Webb	1995-96	47	154	3.3
8. Viboonluk Kributr	1988-90	57	153	2.7
9. Cassie Brooks	1987-89	56	152	2.7
10. Neno Anguiano	1999-02	80	148	1.9

BLOCKS

Player	Years	GP	Blocks
1. Trashanna Smith	2007-11	126	211
2. Uirannah Jackson	1988-92	114	178
3. Audrea Samuel	2002-05	80	125
4. Megan McDougald	2002-05	78	117
5. Kara Audery	1982-84	54	87
6. Beverly Armecke	1981-85	106	85
7. Travesa Gant	1991-93	75	68
8. Darika Hill	2008-10	63	61
8. Barbara Hickey	1988-92	112	61
10. Shaquita Coffey	2004-07	75	49

GAMES PLAYED

Player	Years	GP
1. Trashanna Smith	2007-11	126
2. Ang Green	2008-12	123
2. Brittney Williams	2006-10	123
4. Jojuana Rogers	1988-92	117
5. Uirannah Jackson	1988-92	114
6. Barbara Hickey	1988-92	112
7. Ramona Jones	1989-93	110
8. Marilyn Brockman	1998-02	108
9. Audrea Samuel	2002-06	107
9. LaToya Carson	2003-07	107



RECORDS AND HISTORY

INDIVIDUAL GAME RECORDS POINTS

- 44 – Tamara Abalde, Wiley (11/24/2007)
- 44 – Lara Webb, TCU (03/03/1996)
- 43 – Kara Audery, North Texas (01/23/1984)
- 41 – Lara Webb, Western Kentucky (02/24/1996)
- 41 – Susan Summons, McNeese State (01/21/1980)
- 38 – Lara Webb, at McNeese State (12/30/1995)
- 38 – Karen Degon, at Texas Southern (11/29/1994)
- 38 – Travesa Gant, Oral Roberts (03/07/1993)
- 37 – Lara Webb, at SMU (02/12/1996)
- 37 – Lara Webb, at Texas A&M (11/15/1995)
- 37 – Susan Summons, at North Texas (01/26/1980)
- 36 – Lara Webb, Arkansas State (01/18/1996)
- 36 – Travesa Gant, at La.-Lafayette (02/25/1993)
- 36 – Brenda Hatchett, at Central Florida (02/09/1991)
- 35 – Brittney Williams, at Nicholls (02/01/2007)
- 35 – Emma Clements, Tex.-Pan American (01/14/1995)
- 35 – Travesa Gant, at Grambling State (02/11/1993)
- 35 – Spookie Warren vs. Arizona State (12/02/1982) (N)

REBOUNDS

- 28 – Kara Audery, at McNeese State (02/28/1984)
- 25 – Travesa Gant, Oral Roberts (03/08/1993)
- 24 – Travesa Gant, vs. Cleveland State (12/05/1992) (N)
- 24 – Carolyn Ford, at New Orleans (11/20/1981)
- 22 – Trashanna Smith, at Northwestern St. (02/21/2009)
- 22 – Kara Audery, Louisiana College (11/11/1983)
- 22 – Carolyn Ford, at Texas Woman's (01/26/1980)
- 22 – Carolyn Ford, at Dillard (11/19/1979)
- 21 – Travesa Gant, vs. Furman (12/04/1993) (N)
- 21 – Travesa Gant, at South Alabama (03/02/1993)
- 21 – Uirannah Jackson, at Louisiana Tech (02/15/1992)
- 21 – Kara Audery, at North Texas (02/21/1983)
- 21 – Carolyn Ford, Texas Southern (12/05/1979)
- 20 – Trashanna Smith, vs. La.-Lafayette (11/27/2009) (N)
- 20 – Kara Audery, La.-Monroe (02/23/1984)
- 20 – Kara Audery, at Nicholls (12/07/1983)
- 20 – Kara Audery, at Texas A&M (11/20/1983)
- 20 – Kat Ashford, Northwestern St. (12/10/1981)
- 20 – Carolyn Ford, at Northwestern St. (12/17/1980)
- 20 – Carolyn Ford, at UT Arlington (02/27/1980)
- 20 – Carolyn, Ford at SMU (01/25/1980)

FIELD GOALS MADE

- 19 – Susan Summons, McNeese St. (01/21/1980)
- 18 – Lara Webb, TCU (03/03/1996)
- 18 – Karen Degon, Texas Southern (11/29/1994)
- 18 – Kara Audery, North Texas (01/23/1984)
- 17 – Travesa Gant, at La.-Lafayette (02/25/1993)
- 16 – Travesa Gant, at Grambling State (02/11/1993)
- 16 – Uirannah Jackson, Texas Southern (03/01/1990)
- 16 – Susan Summons, at North Texas (01/26/1980)
- 15 – Lara Webb, at McNeese State (12/30/1995)
- 15 – Travesa Gant, Oral Roberts (03/08/1993)
- 15 – Carol Sims vs. Tarleton State, (03/04/1977) (N)

FIELD GOALS ATTEMPTED

- 34 – Priscilla Teal, vs. Texas (02/22/1980) (N)
- 30 – Priscilla Teal, Angelina J.C. (11/18/1980)
- 27 – Lara Webb, South Alabama (01/11/1996)
- 27 – Lara Webb, at McNeese State (12/30/1995)
- 27 – Lara Webb, at Texas A&M (11/15/1995)
- 26 – Jwanda Roberson, at New Orleans (02/25/1998)
- 26 – Cassie Brooks, vs. Oral Roberts (12/05/1987) (N)
- 26 – Priscilla Teal, at Sam Houston St. (03/05/1980)
- 26 – Susan Summons, McNeese St. (01/21/1980)
- 26 – Dionne Pounds, at Texas A&M-CC (02/22/2007)

3-POINT FIELD GOALS MADE

- 10 – Brenda Hatchett, at Central Florida (02/09/1991)
- 8 – Shawnta Vanzant, Sam Houston St. (03/03/2001)
- 7 – Jenna Plumley, at UT Arlington (01/13/2010)
- 7 – Emily Spickler, at Texas A&M-CC (01/21/2009)
- 7 – Shawnta Vanzant vs. Ala.-Birmingham (12/02/2000) (N)
- 7 – Brenda Hatchett, at New Orleans (01/17/1991)
- 7 – Brenda Hatchett, at UTSA (01/10/1991)
- 7 – Brenda Hatchett, McNeese State (12/08/1990)
- 7 – Jeannie Conde, Oral Roberts (03/04/1989)
- 6 – Jenna Plumley, UT Arlington (02/24/2010)
- 6 – Jenna Plumley, at Baylor (11/29/2009)
- 6 – Alexis Timpone, at Stephen F. Austin (01/11/2007)
- 6 – Dionne Pounds, Sam Houston St. (01/13/2007)
- 6 – Shawnta Vanzant, La.-Monroe (02/03/2001)
- 6 – Shawnta Vanzant, at Texas A&M-CC (11/28/2000)
- 6 – Danyelle Grimes, LSU (01/26/1998)
- 6 – Lara Webb, at Kansas State (11/25/1995)
- 6 – Brenda Hatchett, La.-Lafayette (01/23/1992)
- 6 – Brenda Hatchett, vs. Arkansas (03/21/1991) (N)
- 6 – Brenda Hatchett, at Louisiana Tech (03/09/1991)
- 6 – Jeannie Conde, at La.-Lafayette (01/19/1989)
- 6 – Jeannie Conde, at Oral Roberts (01/12/1989)

3-POINT FIELD GOALS ATTEMPTED

- 16 – Jenna Plumley, at UT Arlington (01/13/2010)
- 16 – Shawnta Vanzant, vs. Ala.-Birmingham (12/02/2000) (N)
- 15 – Jenna Plumley, UT Arlington (02/24/2010)
- 15 – Shawnta Vanzant, La.-Monroe (02/03/2001)
- 15 – Brenda Hatchett, at Louisiana Tech (02/15/1992)
- 14 – Shawnta Vanzant, Sam Houston St. (03/03/2001)
- 14 – Shawnta Vanzant, Texas State (02/22/2001)
- 14 – Danyelle Grimes, at New Orleans (02/25/1998)
- 14 – Brenda Hatchett, at Central Florida (02/09/1991)
- 14 – Jeannie Conde, Oral Roberts (03/04/1989)
- 14 – Jeannie Conde, at La.-Lafayette (01/19/1989)

BLOCKED SHOTS

- 9 – Trashanna Smith, Huston-Tillotson (12/02/2009)
- 8 – Brigitte Birdwell, at Stephen F. Austin (12/30/1997)
- 8 – Carla Hough, Arkansas (01/29/1986)
- 7 – Trashanna Smith, Southeastern La. (01/09/2010)
- 7 – Uirannah Jackson, UMKC (02/02/1989)
- 7 – Uirannah Jackson, Louisiana Tech (01/15/1989)
- 6 – Kara Audery, at Tulsa (02/06/1984)
- 6 – Trashanna Smith, Stephen F. Austin (03/12/2008)

FREE THROWS MADE

- 15 – Lisa McMahon, at LSU (01/30/1995)
- 14 – Lara Webb, Western Kentucky (02/24/1996)
- 13 – Tamara Abalde, Wiley (11/24/2007)
- 13 – Lisa McMahon, vs. Radford (12/30/1994) (N)
- 13 – Bobbie Bean, Louisiana Tech (01/24/1991)
- 13 – Tammy Winsmann, Northwestern St. (02/28/1987)
- 13 – Tammy Winsmann, Arkansas State (01/24/1987)
- 12 – Jenna Plumley, at Stephen F. Austin (02/06/2010)
- 12 – Nikki Williams, Paul Quinn (01/06/2009)
- 12 – LaToya Carson, at Nicholls (03/01/2006)
- 12 – LaToya Carson, Wiley (11/30/2005)
- 12 – Jessica Barnes, at Southeastern La. (12/20/1997)
- 12 – Lara Webb, South Alabama (01/11/1996)
- 12 – Sondra Ancelot, Arkansas State (01/16/1993)
- 12 – Bobbie Bean, at Louisiana Tech (02/15/1992)
- 12 – Bobbie Bean, vs. New Orleans (03/08/1991) (N)
- 12 – Anita Holloway, at Houston (12/11/1982)
- 12 – Colleen Solseth, UTSA (01/14/1982)

FREE THROWS ATTEMPTED

- 20 – Lara Webb, Western Kentucky (02/24/1996)
- 18 – Monique Whittaker, vs. Portland (11/26/2010)
- 17 – Jessica Barnes, at Southeastern La. (12/20/1997)
- 17 – Denise Scally, Southeastern La. (11/26/1996)
- 17 – Lisa McMahon, at LSU (01/30/1995)
- 16 – Tammy Winsmann, UT Arlington (02/5/1987)
- 16 – Anita Holloway, at Houston (12/11/1982)
- 15 – LaToya Carson, at Northwestern State (02/07/2004)
- 15 – Lisa McMahon, vs. Radford (12/30/1994)
- 15 – Bobbie Bean, Louisiana Tech (01/24/1991)
- 15 – Jeannie Conde, at Alcorn State (12/05/1988)
- 15 – Tammy Winsmann, North Texas (02/07/1987)
- 15 – Tammy Winsmann, Arkansas St. (01/24/1987)

ASSISTS

- 15 – Ramona Jones, Oral Roberts (12/01/1992)
- 14 – Jenna Plumley, Huston-Tillotson (12/02/2009)
- 13 – Jenna Plumley, Texas State (02/13/2010)
- 13 – Lisa McMahon, New Orleans (02/11/1995)
- 12 – Jenna Plumley, Northwestern State (02/20/2010)
- 12 – Jenna Plumley, Nicholls (03/06/2010)
- 12 – Jenna Plumley, vs. Texas A&M-CC (03/12/2010) (N)
- 12 – Ramona Jones, at South Alabama (02/01/1992)
- 12 – Ramona Jones, Alcorn State (12/31/1991)
- 12 – Ramona Jones, La.-Lafayette (01/27/1990)
- 10 – Jenna Plumley, UT Arlington (02/24/2010)
- 10 – Jenna Plumley, Alcorn State (12/18/2009)
- 10 – Jenna Plumley, Rice (12/20/2009)

STEALS

- 13 – Neno Anguiano, Centenary (La.) (12/08/1999)
- 12 – Ramona Jones, Central Florida, (01/14/1991)
- 11 – Cassie Brooks, Texas-Pan American (02/11/1988)
- 10 – Debbie Cooper, La.-Lafayette (03/02/1996)
- 9 – Ramona Jones, South Alabama (01/28/1993)
- 9 – Mattie Moore, at Prairie View A&M (11/17/1981)



Ramona Jones



Travesa Gant



Jenna Plumley



Brenda Hatchett



Brittney Williams

RECORDS AND HISTORY

INDIVIDUAL SEASON LEADERS

POINTS

Player	Season	Points
1. Lara Webb	1995-96	709
2. Brenda Hatchett	1990-91	593
3. Carol Sims	1976-77	585
4. Travesa Gant	1992-93	582
5. Kara Audery	1983-84	577
6. Travesa Gant	1993-94	573
7. Connie Swearingen	1977-78	564
8. Susan Summons	1979-80	552
9. Uirannah Jackson	1989-90	544
10. Shawnta Vanzant	2000-01	522

SCORING AVERAGE

Player	Season	Avg.
1. Lara Webb	1995-96	24.4
2. Travessa Gant	1992-93	22.4
3. Kara Audery	1983-84	21.4
4. Travesa Gant	1993-94	21.2
5. Carol Sims	1976-77	19.5
6. Shawnta Vanzant	2000-01	19.3
7. Uirannah Jackson	1989-90	18.8
8. Susan Summons	1979-80	18.4
9. Cassie Brooks	1988-89	18.1
10. Brenda Hatchett	1990-91	18.0

FIELD GOALS MADE

Player	Season	FGM
1. Carol Sims	1976-77	252
2. Uirannah Jackson	1989-90	251
3. Connie Swearingen	1977-78	248
4. Lara Webb	1995-96	247
5. Kara Audery	1983-84	242
6. Travesa Gant	1993-94	240
7. Travesa Gant	1992-93	239
8. Susan Summons	1979-80	232
9. Cassie Brooks	1988-89	215
10. Cassie Brooks	1987-88	203

FIELD GOAL PERCENTAGE

Player	Season	Pct.
1. Kara Audery	1982-83	64.6
2. Kara Audery	1983-84	63.9
3. Katrenia Oston	1988-89	59.9
4. Uirannah Jackson	1990-91	58.1
5. Barbara Hickey	1990-91	57.7
6. Barbara Hickey	1989-90	57.2
7. Travesa Gant	1993-94	55.9
8. Uirannah Jackson	1988-89	55.0
9. Travesa Gant	1992-93	53.2
10. Uirannah Jackson	1989-90	51.6

FREE THROWS MADE

Player	Season	FTM
1. Lara Webb	1995-96	174
2. Tammy Winsmann	1986-87	162
3. Lisa McMahon	1994-95	140
4. Monique Whittaker	2010-11	139
5. Jeannie Conde	1987-88	135
6. Bobbie Bean	1991-92	130
7. Denise Scally	1996-97	128
8. Bobbie Bean	1990-91	122
9. LaToya Carson	2005-06	118
10. Audra Rhone	1983-84	114

FREE-THROW PERCENTAGE

Player	Season	Pct.
1. Emily Spickler	2008-09	95.8
2. Jenna Plumley	2010-11	88.4
3. Teresa Fuxa	1984-85	87.0
4. Jeannie Conde	1987-88	86.5
5. Bobbie Bean	1990-91	86.5
6. Dionne Pounds	2006-07	84.4
7. Nikki Williams	2007-08	84.3
8. Sondra Ancelot	1993-94	84.0
9. Alexis Timpone	2006-07	82.8
10. Lisa McMahon	1994-95	82.4
10. Jeannie Conde	1988-89	82.4

ASSISTS

Player	Season	Assists
1. Jenna Plumley	2009-10	224
2. Ramona Jones	1992-93	189
3. Ramona Jones	1990-91	188
4. Jenna Plumley	2010-11	175
5. Lisa McMahon	1994-95	167
6. Teresa Fuxa	1983-84	144
7. Ramona Jones	1991-92	140
8. Ramona Jones	1989-90	136
9. Nikki Williams	2008-09	130
10. Vibooluk Kributr	1989-90	125

STEALS

Player	Season	Steals
1. Ramona Jones	1990-91	132
2. Jenna Plumley	2010-11	108
3. Lara Webb	1995-96	103
4. Jenna Plumley	2009-10	94
5. Ramona Jones	1992-93	86
6. Vibooluk Kributr	1988-89	81
7. Nikki Williams	2007-08	81
8. Cassie Brooks	1988-89	79
9. Ramona Jones	1991-92	73
9. Cassie Brooks	1987-88	73

BLOCKED SHOTS

Player	Season	Blocks
1. Trashanna Smith	2009-10	65
2. Trashanna Smith	2010-11	62
3. Uirannah Jackson	1989-90	60
4. Trashanna Smith	2008-09	55
5. Uirannah Jackson	1988-89	53
6. Megan McDougald	2002-03	52
7. Kara Audery	1983-84	51
8. Andrea Samuel	2005-06	49
9. Joy Ommen	1982-83	47
10. Uirannah Jackson	1991-92	46

REBOUNDS

Player	Season	Reb.
1. Kara Audery	1983-84	361
2. Travesa Gant	1993-94	357
3. Travesa Gant	1992-93	348
4. Carolyn Ford	1979-80	336
5. Kara Audery	1982-83	331
6. Carolyn Ford	1980-81	286
7. Vicki Gentry	1985-86	270
8. Trashanna Smith	2008-09	266
9. Trashanna Smith	2009-10	261
10. Carolyn Ford	1981-82	258

REBOUNDING AVERAGE

Player	Season	Avg.
1. Travesa Gant	1992-93	13.4
1. Kara Audery	1983-84	13.4
3. Travesa Gant	1993-94	13.2
4. Carolyn Ford	1980-81	12.4
5. Kara Audery	1982-83	12.3
6. Carolyn Ford	1979-80	11.2
7. Vicki Gentry	1985-86	10.4
8. Carolyn Ford	1981-82	9.6
9. Jeffie Robertson	1978-79	9.3
10. Uirannah Jackson	1991-92	9.1

3-POINT FIELD GOALS MADE

Player	Season	3FGM
1. Brenda Hatchett	1990-91	119
2. Jenna Plumley	2009-10	110
3. Jenna Plumley	2010-11	94
4. Shawnta Vanzant	2000-01	91
5. Brenda Hatchett	1991-92	69
6. Nikki Williams	2007-08	67
7. Jeannie Conde	1988-89	66
8. Danyelle Grimes	1997-98	58
8. Emily Spickler	2008-09	58

3-POINT FIELD GOALS ATTEMPTED

Player	Season	3FGA
1. Jenna Plumley	2009-10	298
2. Jenna Plumley	2010-11	273
3. Brenda Hatchett	1990-91	250
4. Shawnta Vanzant	2000-01	228
5. Danyelle Grimes	1997-98	220
6. Brenda Hatchett	1991-92	190
7. Nikki Williams	2007-08	187
8. Nikki Williams	2008-09	166
9. Jeannie Conde	1988-89	160



DARIKA HILL



RECORDS AND HISTORY

YEAR-BY-YEAR RESULTS

1969-70: W-2, L-9
Head Coach: Marilyn Krause
1970-71: W-7, L-9
Head Coach: Marilyn Krause
1971-72: W-13, L-10
Head Coach: Marilyn Krause
1972-73: W-19, L-11
Head Coach: Pat Park
1973-74: W-11, L-12
Head Coach: Pat Park
1974-75: W-23, L-11
Head Coach: Pat Park
1975-76: W-22, L-8
Head Coach: Pat Park
1976-77: W-13, L-17
Head Coach: Pat Park
1977-78: W-21, L-13
Head Coach: Pat Park
1978-79: W-16, L-11
Head Coach: Cindy Russo
1979-80: W-20, L-11
Head Coach: Cindy Russo
1980-81: W-7, L-20
Head Coach: Iwana McGee
1981-82: W-11, L-18
Head Coach: Pat Ramsey
The Lady Cardinals participated in the Association of Intercollegiate Athletics for Women (AIAW) until that organization was absorbed by the NCAA in 1982. The AIAW's Texas chapter was known as TAIAW.
1982-83: W-15, L-12 (Southland: 1-4)
Head Coach: Pat Ramsey
1983-84: W-10, L-17 (Southland: 4-8)

Head Coach: Pat Ramsey
1984-85: W-12, L-15 (Southland: 7-5)
Head Coach: Charlotte (Chickie) Mason
1985-86: W-5, L-21 (Southland: 2-10)
Head Coach: Charlotte (Chickie) Mason
1986-87: W-2, L-24 (Southland: 1-11)
Head Coach: Al Barbre
1987-88: W-14, L-14 (American South: 4-5)
Head Coach: Al Barbre
1988-89: W-18, L-10 (American South: 6-4)
Head Coach: Al Barbre
1989-90: W-19, L-10 (American South: 7-3)
Head Coach: Al Barbre
1990-91: W-29, L-4 (American South: 12-0)
Head Coach: Al Barbre
American South Conference Champion
NCAA Tournament: 3-1 (wins later vacated)
1991-92: W-21, L-7 (Sun Belt: 13-3)
Head Coach: Liz McQuitter
Sun Belt Conference Co-Champion
1992-93: W-10, L-16 (Sun Belt: 4-10)
Head Coach: Liz McQuitter
1993-94: W-8, L-19 (Sun Belt: 5-9)
Head Coach: Liz McQuitter
1994-95: W-16, L-12 (Sun Belt: 10-4)
Head Coach: David McKey
1995-96: W-14, L-15 (Sun Belt: 8-6)
Head Coach: David McKey
1996-97: W-5, L-22 (Sun Belt: 2-12)
Head Coach: David McKey
1997-98: W-5, L-22 (Sun Belt: 2-12)
Head Coach: David McKey
1998-99: W-9, L-17 (Southland: 6-12)
Head Coach: DeAnn Craft

1999-00: W-10, L-17 (Southland: 5-13)
Head Coach: DeAnn Craft
2000-01: W-12, L-16 (Southland: 10-10)
Head Coach: DeAnn Craft
2001-02: W-8, L-20 (Southland: 6-14)
Head Coach: DeAnn Craft
2002-03: W-3, L-24 (Southland: 2-18)
Head Coach: Leonard Drake
2003-04: W-4, L-22 (Southland: 1-15)
Head Coach: Leonard Drake
2004-05: W-9, L-18 (Southland: 3-13)
Head Coach: Leonard Drake
2005-06: W-7, L-20 (Southland: 2-14)
Head Coach: Leonard Drake
2006-07: W-13, L-17 (Southland: 8-8)
Head Coach: Leonard Drake
2007-08: W-19, L-13 (Southland: 10-6)
Head Coach: Larry Tidwell
Southland Conference East Division Champions
2008-09: W-20, L-11 (Southland: 10-6)
Head Coach: Larry Tidwell
2009-10: W-26, L-8 (Southland: 13-3)
Head Coach: Larry Tidwell
Southland Conference West Division Champions
Southland Conference Co-Champions
Southland Conference Tournament Champions
NCAA Tournament
2010-11: W-25, L-8 (Southland: 13-3)
Head Coach: Larry Tidwell
WNIT
2011-12: W-16, L-15 (Southland: 8-8)
Head Coach: Larry Tidwell

ALL-TIME COACHES RECORDS

Marilyn Krause (1969-72)			
Season	Won	Lost	Pct.
1969-70	2	9	.182
1970-71	7	9	.437
1971-72	13	10	.565

Pat Park (1972-78)			
Season	Won	Lost	Pct.
1972-73	19	11	.633
1973-74	11	12	.478
1974-75	23	11	.676
1975-76	22	8	.733
1976-77	13	17	.433
1977-78	21	13	.618

Cindy Russo (1978-80)			
Season	Won	Lost	Pct.
1978-79	16	11	.592
1979-80	20	11	.645

Iwana McGee (1980-81)			
Season	Won	Lost	Pct.
1980-81	7	20	.259

Pat Ramsey (1981-84)			
Season	Won	Lost	Pct.
1981-82	11	18	.379
1982-83	15	12	.556
1983-84	10	17	.370

Charlotte (Chickie) Mason (1984-86)			
Season	Won	Lost	Pct.
1984-85	12	15	.444
1985-86	5	21	.192

Al Barbre (1986-91)			
Season	Won	Lost	Pct.
1986-87	2	24	.077
1987-88	14	14	.500
1988-89	18	10	.643
1989-90	19	10	.655
1990-91	29	4	.879

Liz McQuitter (1991-94)			
Season	Won	Lost	Pct.
1991-92	21	7	.750
1992-93	10	16	.385
1993-94	8	19	.296

David McKey (1994-98)			
Season	Won	Lost	Pct.
1994-95	16	12	.571
1995-96	14	15	.483
1996-97	5	22	.185
1997-98	5	22	.185

DeAnn Craft (1998-02)			
Season	Won	Lost	Pct.
1998-99	9	17	.346
1999-00	10	17	.370
2000-01	12	16	.429
2001-02	8	20	.286

Leonard Drake (2002-2007)			
Season	Won	Lost	Pct.
2002-03	3	24	.111
2003-04	4	22	.154
2004-05	9	18	.333
2005-06	7	20	.259
2006-07	11	14	.440

Janet Eaton (2007 Interim)			
Season	Won	Lost	Pct.
2006-07	2	3	.400

Larry Tidwell (2007 - Present)			
Season	Won	Lost	Pct.
2007-08	19	13	.594
2008-09	20	11	.645
2009-10	26	8	.765
2010-11	25	8	.758
2011-12	16	15	.516

RECORDS AND HISTORY

POSTSEASON APPEARANCES

NCAA Tournament 2010

1st Round at Austin, Texas – W. Virginia 58, Lamar 43

1991

1st Round at Austin, Texas – Lamar 77, Texas 63

2nd Round at Beaumont, Texas – Lamar 93, LSU 73

Midwest Regional at Austin, Texas – Lamar 91, Arkansas 75

Midwest Regional at Austin, Texas – Virginia 85, Lamar 70

WNIT

2011

1st Round at Fayetteville, Ark. – Arkansas 91, Lamar 65

Conference Tournaments

Southland Conference

1983 – (Monroe, La.)

1st Round – Lamar 76, Arkansas State 74

Semifinal – La.-Monroe 92, Lamar 72

2001 – (San Antonio, Texas)

1st Round – UTSA 80, Lamar 59

2006 – (Nacogdoches, Texas)

1st Round – Stephen F. Austin 54, Lamar 53

2007 – (Houston, Texas)

1st Round – Stephen F. Austin 73, Lamar 65

2008 – (Katy, Texas)

1st Round – Lamar 60, Stephen F. Austin 48

Semifinal – Lamar 63, Texas A&M-Corpus Christi 50

Championship – UTSA 65, Lamar 56

2009 – (Katy, Texas)

1st Round – Lamar 76, Stephen F. Austin 64

Semifinal – UT Arlington 67, Lamar 62

2010 – (Katy, Texas) CHAMPIONS

1st Round – Lamar 88, Southeastern Louisiana 64

Semifinal – Lamar 70, UT Arlington 61

Championship – Lamar 86, Texas A&M Corpus Christi 59

2011 – (Katy, Texas)

1st Round – Lamar 81, Northwestern State 77

Semifinal – Central Arkansas 68, Lamar 60 (OT)

2012 – (Katy, Texas)

1st Round – Stephen F. Austin 73, Laamr 64

Sun Belt Conference

1992 – (Bowling Green, Ky.)

1st Round – Lamar 104, Texas-Pan American 64

Semifinal – Arkansas State 76, Lamar 63

1994 – (Bowling Green, Ky.)

1st Round – New Orleans 72, Lamar 66

1995 – (Ruston, La.)

1st Round – Lamar 85, South Alabama 76

Semifinal – Western Kentucky 76, Lamar 70

1996 – (Jonesboro, Ark.)

1st Round – Lamar 70, South Alabama 65

Semifinal – Louisiana Tech 86, Lamar 46

1997 – (Bowling Green, Ky.)

1st Round – Louisiana Tech 100, Lamar 42

1998 – (Ruston, La.)

1st Round – Western Kentucky 113, Lamar 47

American South Conference

1988 – (Ruston, La.)

1st Round – Lamar 67, Arkansas State 65

Championship – Louisiana Tech 93, Lamar 67

1989 – (Ruston, La.)

1st Round – Lamar 59, New Orleans 58

Championship – Louisiana Tech 109, Lamar 56

1990 – (Ruston, La.)

1st Round – Lamar 80, New Orleans 75

Championship – Louisiana Tech 79, Lamar 58

1991 – (Ruston, La.)

1st Round – Lamar 87, New Orleans 74

Championship – Louisiana Tech 77, Lamar 76

ALL-TIME OPPONENTS

School	W	L	Furman	1	0	Nicholls	18	13	Texas	3	8
Air Force	0	1	Georgia State	1	1	North Dakota	0	1	Texas A&M	8	15
Alabama	1	2	Grambling State	8	1	North Texas	10	10	Texas A&M-Commerce	0	1
Alabama-Birmingham	0	1	Hathaway	1	0	Northern Colorado	1	1	Tex. A&M-Corpus Christi	7	9
Albany	1	0	Houston	22	25	Northwestern State	13	33	Texas A&M-Kingsville (3)	4	2
Alcorn State	8	6	Houston Baptist	2	0	Oklahoma	0	2	Texas College	1	0
Angelina JC	5	1	Hubbard Electric	2	0	Oklahoma City	1	0	Texas-Pan American	25	5
Arizona	0	1	Huston-Tillotson	2	0	Oklahoma State	0	5	Texas Southern	24	8
Arizona State	1	0	Idaho	1	0	Oral Roberts	4	3	Texas State	9	21
Arkansas	4	2	Indiana	0	1	Orange High School	1	0	Texas Tech	1	9
Arkansas-Monticello	0	1	IUPUI	1	2	Our Lady of the Lake	1	0	Texas Wesleyan	2	0
Arkansas-Pine Bluff	2	0	Jackson State	0	1	Pacific	1	0	Texas Woman's Univ.	3	5
Arkansas State	15	19	James Madison	0	1	Panola Junior College	0	6	Trinity Valley	3	0
Auburn	0	1	Jarvis Christian	1	0	Paul Quinn	1	0	Tulane	3	1
Bailey's	1	0	Kansas	1	2	Portland	1	0	Tulsa	1	0
Baton Rouge Vettes	1	0	Kansas State	0	3	Portland State	0	1	UMKC	4	1
Baylor	2	7	Lafayette	1	0	Prairie View A&M	18	1	UNLV	0	1
Baylor JV	1	0	LeTourneau	2	0	Providence College	0	1	Upper Iowa	1	0
Belhaven	1	0	Louisiana College	1	2	Radford	1	0	USC	0	1
Bishop College	1	0	Louisiana Tech	3	24	Rice	22	5	UT Arlington	18	23
Cal Poly	1	0	Louisiana-Lafayette (1)	42	20	Richmond	0	1	Utah Valley	1	0
Cal State-Long Beach	1	0	Louisiana-Monroe (2)	6	27	Roe Oldsmobile	0	1	UTEP	3	3
Career Girls of La.	0	1	Loyola-New Orleans	1	0	Rutgers	0	1	UTSA	16	16
Carl's Marine	1	0	LSU	5	12	Sacramento State	1	1	Valparaiso	1	0
Centenary (La.)	4	1	LSU-Shreveport	5	0	Saint Louis	0	2	Virginia	0	1
Central Arkansas	6	5	Maine	1	0	Saint Mary's (Texas)	0	1	Virginia Tech	1	0
Central Connecticut St.	0	2	McNeese State	25	38	Sam Houston State	26	23	Wayland Baptist	0	2
Central Florida	4	0	Memphis State	1	0	San Jacinto JC	9	2	West Texas State	2	0
Chicago State	1	1	Miami (Fla.)	1	2	San Jose State	1	0	West Virginia	0	1
Cleveland State	1	0	Midwestern University	1	0	SMU	3	4	Western Kentucky	3	13
Creighton	0	2	Minnesota	0	1	South Alabama	9	12	Wharton JC	7	2
Del Mar JC	1	0	Mississippi	1	2	South Florida	1	0	Wichita State	0	3
Delta State	1	0	Mississippi College	0	3	Southeastern La.	14	18	Wiley	4	0
Denver	0	2	Mississippi State	0	1	Southern	4	2	William Carey	2	0
Dillard	6	0	Mississippi Valley St.	1	0	Southern Mississippi	2	2	Wyoming	0	1
East Texas Baptist	1	0	Missouri	0	2	Southwestern U.	1	0	Youngstown State	0	1
East Texas State	1	0	Missouri State	0	1	Spring Hill College	1	0	TOTALS	573	621
Eastern Michigan	0	1	Montana	0	1	St. Edwards University	1	0	2012-13 Opponents in Bold		
Edinboro	1	0	Morgan State	0	1	Stephen F. Austin	9	49	(1) – Formerly Southwestern Louisiana		
Finley's	1	0	Nebraska	0	1	Tarleton State	2	2	(2) – Formerly Northeast Louisiana		
Florida	0	2	New Mexico	0	1	TCU	2	3	(3) – Formerly Texas A&I		
Florida Atlantic	1	0	New Mexico State	1	6	Temple Junior College	0	1			
Florida International	3	2	New Orleans	15	16	Tennessee	0	1			
Florida State	0	1	Niagara	1	0	Tennessee-Martin	1	0			



RECORDS AND HISTORY

AWARD WINNERS

ALL-AMERICAN

1995 – Lisa McMahon
(honorable mention)
United States Basketball Writers Association

COSIDA DISTRICT 6

ALL-ACADEMIC TEAM

2010 – Ashley Crawford

SOUTHLAND CONFERENCE

PLAYER OF THE YEAR

2001 – Shawnta Vanzant
2010 – Jenna Plumley

NEWCOMER OF THE YEAR

2001 – Shawnta Vanzant
2009 – Darika Hill
2010 – Jenna Plumley
2011 – Monique Whittaker

FRESHMAN OF THE YEAR

2007 – Brittney Williams
2008 – Tamara Abalde

ALL TOURNAMENT

2008 – Tamara Abalde
2010 – Darika Hill (MVP)
2010 – Jenna Plumley

ACADEMIC ALL-CONFERENCE

2000 – Marilyn Brockman
2000 – Jill Davis
2000 – Talia Goudy
2000 – Nakita Miles
2001 – Neno Anguiano
2001 – Shay Bayly
2001 – Marilyn Brockman
2001 – Danyelle Grimes
2001 – Nakita Miles
2006 – LaToya Carson
2007 – LaToya Carson
2008 – Aida Bakhos
2009 – Brittney Williams
2010 – Ashley Crawford
2010 – Kalis Loyd
2011 – Kalis Loyd
2011 – Ang Green
2011 – Monique Whittaker

FIRST TEAM ALL-CONFERENCE

1983 – Kara Audery
1983 – Joy Ommen
1984 – Kara Audrey
1999 – Talia Goudy
2001 – Shawnta Vanzant
2006 – LaToya Carson
2008 – Tamara Abalde
2010 – Jenna Plumley
2011 – Kalis Loyd
2011 – Jenna Plumley
2012 – Kalis Loyd

AMERICAN SOUTH NEWCOMER OF THE YEAR

1988 – Cassie Brooks
1989 – Uirannah Jackson

COACH OF THE YEAR

1988 – Al Barbre *
1989 – Al Barbre *
1991 – Al Barbre
* Shared Award

FIRST TEAM ALL-CONFERENCE

1988 – Cassie Brooks
1989 – Cassie Brooks
1990 – Uirannah Jackson
1991 – Brenda Hatchett
1991 – Barbara Hickey

SUN BELT CONFERENCE COACH OF THE YEAR

1995 – David McKey

FIRST TEAM ALL-CONFERENCE

1992 – Brenda Hatchett
1992 – Barbara Hickey
1992 – Uirannah Jackson
1993 – Travesa Gant
1994 – Travesa Gant
1995 – Lisa McMahon
1996 – Lara Webb *
* Unanimous Selection

FRESHMAN OF THE YEAR

1995 – Lisa McMahon
1998 – Jwanda Roberson

ALL TOURNAMENT

1996 – Lara Webb

ZAHARIAS AWARD

(Given annually to the top senior-to-be female student-athlete at Lamar and is based on athletics, academics and leadership)

1976 – Cathy Mendoza
1977 – Cathy Mendoza
1978 – Paula Bull
1979 – Susan Summons
1981 – Carolyn Ford
1982 – Midde Hamrin
1984 – Teresa Fuxa
1985 – Veronica Carter
2009 – Brittney Williams
2011 – Monique Whittaker
2011 – Kalis Loyd

TEXAS BASKETBALL COACHES ASSOCIATION DIVISION I WOMEN'S BASKETBALL PLAYER OF THE YEAR


2010 – Jenna Plumley

CONVERSE DISTRICT VI COACH OF THE YEAR

1991 – Al Barbre

TEXAS BASKETBALL COACHES ASSOCIATION DIVISION I WOMEN'S BASKETBALL COACH OF THE YEAR

2010 – Larry Tidwell



Carolyn Ford

DID YOU KNOW?

Carolyn Ford (1978-82) is the only Lady Cardinal to amass more than 1,000 points and 1,000 rebounds. Ford finished her four-year career at Lamar with 1,056 points and 1,052 rebounds in 102 games.

DID YOU KNOW?

Jenna Plumley holds the Southland Conference single-season record for minutes played, amassing 1,257 minutes in the 2009-2010 season.

RECORDS AND HISTORY

ALL-TIME CAREER STATISTICS

Name	Yrs.	GP	FGM-FGA	Pct.	3FG-3FGA	Pct.	FTM-FTA	Pct.	Reb	Avg.	A	Blk	S	Pts	Avg.
Tamara Abalde	07-08	30	176-415	.424	32-104	.308	95-119	.798	212	7.1	49	22	24	479	16.0
Karyn Adams	82-83	2	4-8	.500			0-1	.000	1	0.5	3	0	1	8	4.0
Sheila Adams	88-89	28	115-241	.477	0-0	----	84-132	.636	194	6.9	21	18	44	314	11.2
Cindy Altmaier	82-83	29	79-176	.449			23-39	.590	145	5.0	27	0	21	181	6.2
Sondra Ancelot	90-94	78	227-638	.356	80-245	.327	196-246	.797	151	1.7	198	2	102	730	8.1
Neno Anguiano	99-02	80	111-323	.344	37-141	.262	85-125	.680	276	3.5	219	1	148	344	4.3
Beverly Arnecke	81-85	106	164-435	.377			117-230	.509	513	4.8	76	85	63	445	4.2
Kat Ashford	82-86	26	120-234	.513			32-72	.444	200	7.8	9	0	33	272	10.5
Kara Audery	82-84	54	395-616	.641			153-235	.651	692	12.8	48	87	91	943	17.5
Gia Ayers	10-	38	33-108	.306	11-30	.367	27-60	.450	88	2.3	76	9	34	104	2.7
Aida Bakhos	04-08	112	122-309	.395	7-19	.368	109-165	.661	419	3.7	171	8	94	365	3.3
Amy Barker	04-05	6	1-11	.091	1-9	.111	0-0	.000	5	0.8	1	0	1	3	0.5
Jessica Barnes	97-99	53	158-345	.458	5-24	.208	134-205	.654	175	3.3	65	1	62	455	8.6
Subrina Barnes	81-82	7	5-27	.185			6-10	.600	16	2.3	1	0	4	16	2.3
Vicki Barrett	78-80	38	96-255	.376			54-71	.761	114	1.5				246	3.2
Rita Bass	83-85	54	118-307	.384			79-117	.675	85	1.6	89	2	55	315	5.8
Carenn Baylor	11-	26	49-150	.327	16-60	.267	27-52	.519	71	2.7	36	7	50	141	5.4
Shay Bayly	99-01	43	34-112	.304	21-58	.362	26-48	.542	45	1.0	12	2	6	115	2.7
Bobbie Bean	90-92	60	222-499	.445	0-1	.000	252-310	.813	258	4.3	86	6	77	696	11.6
Corrincee Bell	86, 88	54	81-219	.370	0-0	.000	56-121	.463	290	5.4	15	10	37	217	4.0
Rashea Bell	05-07	13	6-13	.462	0-0	.000	5-7	.714	10	0.8	2	1	2	17	1.3
Francesca Bellatin	10-	31	18-54	.333	4-14	.286	7-12	.583	34	1.1	12	2	4	47	1.5
Anita Bennett	79-81	12	17-46	.370			5-8	.625	7	0.6	4	3	5	39	3.3
Briggette Birdwell	98-99	24	38-87	.437	0-0	.000	10-20	.500	82	3.4	4	29	6	86	3.6
Shontrice Blanche	06-07	27	23-71	.324	11-46	.239	6-8	.750	39	1.4	30	4	19	63	2.3
Yolanda Botley	81-82	4	0-0	.000			0-0	.000	0	0.0	0	0	3	0	0.0
Bridgett Brackens	04-06	49	98-321	.305	26-97	.268	57-84	.679	115	2.3	40	2	31	299	6.1
Jodie Brand	94-98	90	242-652	.371	30-102	.294	73-120	.608	351	3.9	232	9	103	597	6.6
Kneco Briggs	97-99	32	22-64	.343	0-0	.000	12-40	.300	98	3.1	9	9	18	56	1.8
Chantelle Brockett	10-	18	11-22	.500	0-1	.000	6-13	.462	16	0.9	3	1	3	28	1.6
Marilynn Brockman	98-02	108	221-492	.449	0-1	.000	178-266	.669	542	5.0	101	30	76	620	5.7
Cassie Brooks	87-89	56	418-889	.470	0-0	.000	174-283	.615	427	7.6	142	33	152	1,010	18.0
Monique Brown	88-90	31	11-24	.458	0-1	.000	3-6	.500	20	0.6	12	0	11	25	0.8
Tamra Brown	83-84	26	69-186	.371			44-64	.688	22	0.9	69	2	24	182	7.0
Karen Bryant	03-04	45	75-243	.309	11-43	.256	66-112	.589	91	2.0	83	1	32	227	5.0
Tiffany Boxx	98-99	11	6-22	.273	0-0	.000	2-6	.333	19	1.7	1	3	3	14	1.3
Paula Bull	76-79	74	105-N/A	----			50-91	.549						260	3.5
Jana Burke	78-80	51	154-383	.402			53-88	.602	159	3.1				362	7.1
Thresia Busch	02-03	12	8-38	.211	0-12	.000	3-6	.500	29	2.4	18	2	10	19	1.6
Kathy Byrd	84-86	52	106-278	.381			25-39	.641	84	1.6	105	3	30	237	4.6
LaToya Carson	03-07	107	474-1125	.421	40-139	.287	364-487	.747	603	5.6	188	39	186	1,352	12.6
Shandy Carter	02-03	17	63-196	.321	33-120	.275	18-28	.643	49	2.9	40	0	12	177	10.4
Liz Cassidy	82-83	18	7-25	.280			7-10	.700	10	0.8	5	0	4	21	1.2
Sofaia Cavu	96-98	47	66-188	.351	0-0	.000	48-95	.505	175	3.7	19	17	36	180	3.8
Georgeann Chambers	77-79	37	62-N/A	----			23-39	.590						147	4.0
Eva Christian	02-03	27	141-331	.426	16-47	.340	75-106	.708	148	5.5	95	14	49	373	13.8
Aleks Cleeve	95-96	28	117-321	.364	28-99	.283	34-54	.630	139	5.0	52	3	39	296	10.6
Emma Clements	95-96	28	135-270	.500	0-1	.000	100-155	.645	213	7.6	36	30	36	370	13.2
Shaquita Coffey	04-07	75	157-359	.437	0-0	.000	54-96	.563	321	4.3	25	49	49	368	4.9
Whitney Coffey	08-09	8	5-13	.385	2-9	.222	0-0	---	8	1.0	3	1	0	12	1.5
Jeannie Conde	87-89	56	261-617	.423	79-200	.395	233-275	.847	277	4.9	141	14	133	834	14.9
Debbie Cooper	95-97	54	183-440	.416	14- 52	.269	103-146	.705	226	4.2	88	2	115	483	8.9
Carol Core	86-87	24	32-98	.327			50-76	.658	49	2.0	51	0	12	114	4.8
Ashley Crawford	07-10	62	93-211	.441	26-85	.306	45-77	.584	110	1.8	107	4	4	257	4.1
Velisa Crenshaw	04-06	47	15-59	.233	0-1	.000	13-25	.520	87	1.8	39	2	21	43	0.9
Vickie Crigler	81-83	48	53-140	.379			44-76	.579	65	1.4	80	1	26	150	3.1
Lynn Dacus	82-85	41	25-73	.343			6-10	.600	31	0.8	19	1	4	56	1.4
Jill Davis	98-00	43	122-414	.295	54-196	.276	87-141	.617	115	2.7	85	6	65	385	9.0
Sylvia Davis	76-78	64	137-N/A	----			60-106	.566						338	5.3
Sharmaine Deans	00-01	11	3-18	.167	0-4	.000	5-8	.625	9	0.8	3	0	1	11	1.0
Karen Degon	93-95	48	229-487	.470	7-22	.318	110-168	.655	301	6.3	35	25	41	585	12.2
Randi Dixon	81-83	17	10-15	.667			4-7	.571	14	0.8	2	1	3	24	1.4
Jennifer Dover	99-01	41	30-77	.390	14-40	.350	13-20	.650	42	1.0	12	5	8	87	2.1
Terri Driscoll	86-87	26	92-216	.426	0-1	.000	12-21	.571	99	3.8	45	6	38	196	7.5
Nancy Dugan	82-83	26	56-135	.415			10-25	.400	52	2.0	86	1	24	122	4.7
Vicki Dunbar	85-86	25	41-122	.336			26-41	.634	76	3.1	16	4	17	108	4.3



RECORDS AND HISTORY

Name	Yrs.	GP	FGM-FGA	Pct.	3FG-3FGA	Pct.	FTM-FTA	Pct.	Reb	Avg.	A	Blk	S	Pts	Avg.
Kayla Dunk	10-11	5	0-0	----	0-0	----	0-0	----	0	0.0	0	0	0	0	0.0
Cheryl Dunn	93-95	32	5-33	.152	4-26	.154	3-4	.750	13	0.4	17	0	3	17	0.5
Vanessa Dunn	99-01	47	149-404	.369	3-12	.250	58-97	.598	203	4.3	69	19	56	359	7.6
Shari Ellis	78-79	9	9-33	.272			6-8	.750	26	2.9				24	2.7
Ernestine Findley	77-78	3	1-N/A	----			0-0	.000						2	0.7
Donna Finnie	95-96	22	10-40	.250	2-18	.111	2-3	.667	29	1.3	2	6	1	24	1.1
Angie Ford	80-82	24	89-268	.332			57-103	.553	137	5.7	7	19	1	235	9.8
Carolyn Ford	78-82	102	400-935	.428			256-410	.624	1052	10.3	90	20	90	1,056	10.4
Tracy Fountain	91-93	41	69-239	.289	13-75	.173	24-44	.545	84	2.0	94	0	38	179	4.4
Kenyada Frazier	00-03	43	53-115	.452	0-2	.000	24-53	.452	103	2.4	13	4	27	120	3.0
Teresa Fuxa	83-85	52	282-650	.434			164-209	.785	242	4.7	204	14	68	728	14.0
Shervonne Gallow	83-84	17	6-23	.261			10-16	.625	12	0.7	14	0	4	22	1.3
Travesa Gant	91-94	75	560-1024	.547	20-75	.267	232-342	.678	856	11.4	128	68	143	1,372	18.3
Janique Garrett	05-06	27	52-164	.317	16-63	.254	28-44	.636	75	2.8	59	0	44	148	5.5
Thomasino Gatson	91-93	21	25-65	.385	0-1	.000	14-28	.500	46	2.2	8	1	5	64	3.0
Renota Gaudet	86-87	15	3-7	.429	0-0	.000	0-2	.000	2	0.1	4	0	0	6	0.4
Vicki Gentry	84-86	53	293-629	.466			128-234	.547	506	9.5	32	29	41	714	13.5
Rosalind Gipson	92-93	4	0-2	.000	0-0	.000	0-0	.000	1	0.3	0	0	1	0	0.0
Talia Goudy	98-00	51	276-622	.444	3-7	.429	125-187	.668	395	7.7	150	38	115	680	13.3
Ang Green	08-12	123	285-847	.336	63-245	.257	210-280	.750	290	2.4	89	8	61	843	6.9
Priscilla Green	84-85	19	20-44	.455			6-12	.500	50	2.6	8	5	4	46	2.4
Tasha Greenwood	95-96	11	2-4	.500	0-1	.000	5-7	.714	7	0.6	0	0	0	9	0.8
Marie Grigsby	96-98	37	81-212	.382	1-9	.111	13-21	.619	127	3.4	14	2	13	176	4.8
Danyelle Grimes	97-01	70	166-555	.299	131-447	.293	126-184	.685	168	2.4	98	1	82	589	8.4
Janetta Grovey	99-03	41	9-43	.209	3-16	.188	7-10	.700	29	0.7	14	0	15	28	0.7
Kelly Guerrant	88-91	55	26-81	.321	12-41	.293	10-14	.714	33	0.6	30	1	13	74	1.3
Chelsea Gugliotta	04-06	53	121-287	.422	4-15	.266	105-173	.606	255	4.8	34	5	43	350	6.6
Holly Gunstream	80-81	9	6-16	.375			14-19	.737	19	2.1	0	0	1	26	2.9
Petra Habermaier	95-96	27	35-102	.343	3-25	.120	25-55	.455	56	2.1	24	1	16	98	3.6
Midde Hamrin	79-80	30	104-248	.419			27-39	.692	77	2.6				235	7.8
Brenda Hatchett	90-92	56	304-680	.447	188-440	.427	154-193	.798	114	2.0	122	1	107	950	17.0
Chelsye Hayes	02-04	46	26-79	.329	0-2	.000	15-29	.517	111	2.4	5	22	13	67	1.5
Taylor Hays	10-	58	93-236	.394	43-147	.293	32-51	.627	131	2.3	26	18	61	261	4.5
Johnnie Kay Heard	83-85	28	30-94	.319			29-41	.705	30	1.1	31	0	16	89	3.2
Danielle Heithoff	09-12	90	123-262	.469	0-2	.000	84-124	.677	356	4.0	25	37	540	330	3.7
Jasmin Henderson	09-	93	169-456	.371	87-263	.331	67-91	.736	289	3.1	60	4	31	492	5.3
Teresa Henry	80-82	10	3-14	.214			1-5	.200	7	0.7	2	1	3	7	0.7
Lori Herl	93-94	27	47-143	.329	15-58	.259	24-34	.706	60	2.2	18	1	19	133	4.9
Brittany Hendrix	07-09	48	16-52	.307	3-6	.500	11-21	.524	51	1.1	7	2	11	46	0.9
Barbara Hickey	88-92	112	587-1034	.568	1-9	.111	195-316	.617	306	2.7	300	61	177	1,370	12.2
Jennifer Hicks	10-11	10	2-10	.200	0-2	.000	0-2	.000	7	0.7	2	0	0	4	0.4
Vivian High	76-77	29	89-N/A	----			23-35	.657						201	6.9
Dakairi Hill	02-03	15	2-12	.167	0-0	.000	1-2	.000	22	1.5	0	9	2	5	0.3
Darika Hill	08-10	63	309-700	.441	86-238	.361	60-91	.659	440	7.0	59	61	57	764	12.1
Trenice Hines	03-04	23	28-82	.341	2-11	.182	10-24	.417	24	1.0	8	3	11	68	3.0
Anita Holloway	81-85	93	132-361	.366			86-119	.723	108	1.2	123	3	36	348	3.7
Teresa Holloway	78-81	40	77-222	.347			26-52	.500	125	3.1	40	10	26	106	2.7
Tanzenika Holmes	98-99	26	53-131	.405	14-54	.259	18-35	.514	75	2.9	31	2	38	138	5.3
Candie Holt	93-94	6	0-0	.000	0-0	.000	1-3	.333	3	0.5	0	1	1	1	0.2
Shelle Holton	80-81	21	51-127	.402			23-35	.657	137	6.5	15	4	9	125	6.0
Tresa Hornsby	86-88	54	123-306	.402	19-43	.442	42-59	.712	85	1.6	133	2	41	307	5.7
Carla Hough	85-86	26	48-110	.436			23-49	.469	126	4.8	2	45	9	117	4.5
Rashekii Howard	03-04	52	211-635	.332	78-288	.271	114-161	.708	145	2.8	87	3	77	614	11.8
Jocelyn Ingram	06-07	16	7-36	.194	1-14	.071	13-25	.520	37	2.3	6	6	6	28	1.8
Renee Island	90-92	60	136-304	.447	5-16	.313	86-145	.593	155	2.5	102	1	54	363	6.1
Uirannah Jackson	88-92	114	792-1461	.542	1-2	.500	145-205	.707	863	7.6	160	178	184	1,730	15.2
Vlasta Jamnicki	95-96	28	71-172	.413	1-1	1.000	50-67	.746	110	3.9	7	10	29	193	6.9
Tamera Jimmerson	97-99	29	40-89	.449	0-1	.000	38-62	.613	79	2.7	0	0	8	118	4.1
Keisha Johnson	97-99	47	76-185	.411	2-7	.286	60-106	.566	209	4.4	12	11	27	214	4.6
Kenyetta Johnson	93-94	27	79-173	.457	0-2	.000	29-73	.397	99	3.7	60	7	47	187	6.9
Lynette Jones	88-90	40	63-155	.406	0-0	.000	8-27	.296	148	3.7	44	13	27	134	3.4
Mary Ann Jones	94-98	106	132-454	.291	58-204	.284	81-130	.623	217	2.0	130	2	121	403	3.8
Ramona Jones	89-93	110	436-924	.472	7-39	.179	107-145	.727	339	3.1	653	18	333	986	9.0
Rhonda Jones	92-93	2	0-4	.000	0-0	---	0-1	.000	1	0.5	12	0	0	0	0.0
Courtney Kelcher	94-95	1	0-0	---	0-0	---	0-0	---	0	0.0	1	0	0	0	0.0
Jameslon Knowles	02-06	75	52-201	.258	20-147	.136	22-40	.550	72	0.9	28	4	14	146	1.9
Liisa Koivisto	94-95	28	54-151	.358	10-48	.208	28-51	.549	74	2.6	48	0	34	146	5.2
Gerly Kostla	00-04	80	84-234	.359	57-159	.358	19-32	.594	83	1.0	45	4	24	244	3.1
Mary Kovtun	11-12	9	2-12	.167	0-0	----	0-2	.000	5	0.6	1	4	0	4	0.4


RECORDS AND HISTORY

Name	Yrs.	GP	FGM-FGA	Pct.	3FG-3FGA	Pct.	FTM-FTA	Pct.	Reb	Avg.	A	Blk	S	Pts	Avg.
Viboonluk Kributr	88-90	57	63-190	.332	30-104	.288	60-106	.566	118	2.1	237	3	153	216	3.8
Brandi Lambert	03-04	43	13-44	.295	4-10	.400	14-21	.667	35	0.8	13	0	6	44	1.0
Lisa Lamberth	82-84	28	8-35	.229	7-15	.467			28	1.0	10	2	3	25	0.9
Shayla Lacy	04-06	54	38-109	.348	23-62	.371	23-42	.547	120	2.2	90	5	54	122	2.6
Heather Lane	89-90	9	3-10	.300	0-0	---	2-4	.500	10	1.1	4	1	1	8	0.9
Sara Lane	76-78	31	29-N/A	---			26-52	.500						82	2.6
Zabeth Lawson	88-89	10	24-67	.358	0-0	.000	1-5	.200	39	3.9	14	0	5	49	4.9
Claudia Lee	78-79	4	1-2	.500	0-0	.000			4	1.0				2	0.5
Becky Leger	76-79	50	125-N/A	---			59-122	.484						301	6.0
Judy Lehner	78-79	13	15-30	.500			6-11	.545	15	1.1				36	2.8
Bernadette Lemons	85-86	17	29-78	.372			13-26	.500	35	2.1	13	0	7	71	4.2
Debbie Linquist	76-77	15	18-N/A	---			8-10	.800						44	2.9
Robin Little	96-97	24	32-108	.296	17-68	.250	11-15	.733	48	2.0	36	1	32	92	3.8
Shauna Long	11-	28	30-112	.268	17-80	.213	4-4	1.000	30	1.1	25	0	12	81	2.9
Demela Lowe	03-05	53	150-266	.564	9-30	.300	47-87	.540	100	1.9	150	0	58	248	4.7
Kalis Loyd	09-	96	543-1130	.481	34-132	.258	311-465	.669	625	6.5	282	36	210	1431	14.9
Connie Mack	87-88	25	14-49	.286	0-0	---	12-20	.600	38	1.5	16	1	6	40	1.6
Megan McDougald	02-05	78	151-325	.464	4-17	.235	125-188	.665	331	4.2	16	117	23	431	5.5
Niki McKissick	99-01	52	58-129	.450	0-0	.000	39-72	.542	86	1.7	31	6	26	155	3.0
Tanya McLaughlin	98-99	12	8-34	.235	3-19	.158	1-3	.333	14	1.2	5	2	0	20	1.7
Lisa McMahon	95-96	36	169-416	.406	32-105	.305	177-226	.783	228	6.3	210	3	90	447	12.4
Adrienne Meengs	10-11	22	9-18	.500	2-6	.333	2-2	1.000	19	0.9	4	2	4	22	1.0
Amanda Melancon	93-94	19	2-9	.222	0-2	.000	2-3	.667	20	1.1	12	0	7	6	0.3
Alyssa Merritt	96-97	11	2-10	.200	1-5	.200	3-7	.429	5	0.5	1	0	3	8	0.7
Nakita Miles	98-02	105	206-437	.471	2-3	.667	138-225	.613	396	3.7	79	6	73	552	5.3
Kristina Miller	80-81	13	5-27	.185	5-13	.385			19	1.5	0	1	2	15	1.2
Brateicka Mock	10-	64	77-262	.294	10-38	.263	65-96	.677	118	1.8	58	2	48	229	3.6
Katie Moore	77-78	4	0-N/A	---	1-2	.500								1	0.3
Mattie Moore	81-82	27	58-156	.371	24-47	.511			56	2.1	26	0	37	140	5.9
Syvonne Morse	80-81	20	40-166	.241	38-82	.463			89	4.5	33	0	20	118	5.9
Shirley Moseby	80-82	51	264-564	.468			160-232	.690	239	4.7	90	1	111	688	13.5
Tracie Mosley	90-91	33	147-347	.424	0-3	.000	59-106	.557	151	4.6	86	3	34	353	10.7
Jennifer Murphy	85-87	43	119-353	.337	0-0	.000	86-138	.623	181	4.2	49	7	39	324	7.5
Maureen Murray	77-78	21	40-N/A	---			16-25	.640						96	4.6
Jana Mustard	04-07	64	55-127	.433	7-23	.304	24-30	.800	94	1.5	10	23	11	141	2.2
Quiana N'Joku	06-07	29	60-122	.492	0-1	.000	20-28	.714	112	5.1	12	12	9	126	5.7
Monique Newell	92-94	49	49-187	.262	0-0	---	38-97	.392	175	3.6	22	1	17	136	2.8
Maja Nyberg	79-80	31	76-198	.384			50-79	.633	134	4.3				203	6.5
Melissa Olsen	05-07	28	4-17	.235	0-1	.000	2-2	1.000	20	0.7	3	5	2	10	0.4
Joy Ommen	82-83	27	123-252	.488			45-63	.714	214	7.9	25	47	38	291	10.8
Shaunice Orabo	07-08	10	1-4	.250	1-3	.333	1-3	.333	4	0.4	2	1	2	4	0.4
Katrenia Oston	89-91	55	202-345	.586	0-0	---	68-118	.576	334	6.1	32	12	69	472	8.6
Carol Owens	89-90	28	27-58	.466	0-0	.000	8-15	.533	83	3.0	31	1	13	62	2.2
Ria Pateraki	11-12	19	11-28	.393	2-6	.333	1-3	.333	21	1.1	5	2	5	25	1.3
Marcy Patton	03-04	2	2-4	.500	0-0	.000	0-0	.000	3	1.5	1	0	0	4	2.0
Chrisan Petrovanie	08-09	24	13-34	.382	0-0	---	15-26	.577	28	1.2	0	6	0	41	1.7
Brandye Pierson	85-87	33	35-86	.407	0-3	.000	10-17	.588	37	1.1	19	0	5	80	2.4
Jenna Plumley	09-11	66	303-808	.375	204-571	.357	176-212	.830	234	3.5	399	7	202	986	14.9
April Ponds	02-03	54	134-336	.399	35-105	.333	51-74	.689	256	4.7	46	30	60	354	6.6
Dionne Pounds	05-07	33	134-347	.386	75-197	.380	126-149	.866	120	3.6	81	5	39	469	14.2
Marie Ragon	88-89	8	2-8	.250	0-0	.000	0-1	.000	5	0.6	3	2	0	4	0.5
Loui Ann Rainey	77-79	26	15-N/A	---			11-19	.579						41	1.6
Cindy Reagins	87-88	28	53-133	.414	8-22	.364	13-18	.722	72	2.6	58	10	34	127	4.6
Jennifer Reed	03-05	43	11-31	.355	3-7	.429	5-12	.417	45	1.0	9	2	13	30	0.7
Agnija Reke	07-09	63	49-124	.395	9-42	.214	26-46	.565	146	2.3	188	7	87	133	2.1
Audra Rhone	83-85	53	301-611	.493			198-264	.750	330	6.2	88	9	47	800	15.1
Shelly Rix	84-86	53	141-370	.381			116-157	.739	182	3.4	184	3	70	398	7.5
Jwanda Roberson	97-99	51	127-367	.346	13-62	.210	130-207	.628	160	3.1	121	7	51	397	7.8
Tonya Roberts	92-94	52	81-223	.363	0-0	---	45-88	.511	172	3.3	40	4	38	207	4.0
Jeffie Robertson	78-80	33	130-343	.379			54-72	.750	248	7.5				316	9.6
Hilda Rodriguez	80-81	4	0-1	.000			0-1	.000	4	1.0	1	1	0	0	0.0
Jojuana Rogers	88-92	117	326-694	.470	0-0	.000	255-396	.644	676	5.8	52	15	96	907	7.8
Diadra Ross	86-87	17	5-11	.455	0-0	.000	5-7	.714	6	0.4	1	0	1	15	0.9
Lolita Ross	78-80	54	184-403	.457			29-53	.547	437	8.1				397	7.4
Peggy Ryall	77-78	8	9-N/A	---			0-0	---						18	2.3
Melissa Salinas	96-97	27	32-104	.308	23-74	.311	10-22	.455	50	1.9	43	0	30	97	3.6
Audrea Samuel	02-06	107	491-976	.503	7-27	.259	286-374	.764	558	5.2	68	125	111	1135	10.6
Denise Scally	95-98	67	229-710	.323	41-162	.253	230-383	.601	441	6.6	70	6	80	729	10.9
Alice Schwing	79-80	17	25-62	.403			16-26	.615	57	3.4				66	3.9



RECORDS AND HISTORY

Name	Yrs.	GP	FGM-FGA	Pct.	3FG-3FGA	Pct.	FTM-FTA	Pct.	Reb	Avg.	A	Blk	S	Pts	Avg.
Misty Sealy	96-97	20	13-42	.310	9-30	.300	2-4	.500	18	0.9	8	0	4	37	1.9
Jessica Sheets	03-04	34	36-105	.343	2-8	.250	2-4	.500	18	0.9	8	0	4	37	1.9
Anna Silva	03-04	21	7-23	.304	4-11	.364	3-10	.300	24	1.1	9	1	3	21	1.0
Carol Sims	73-77	104	648-N/A	---			275-N/A	-----						1,571	15.1
Carolyn Smith	76-77	25	59-N/A	---			26-58	.448						144	5.8
Laura Smith	86-89	46	61-176	.347	2-8	.250	30-44	.682	114	2.5	52	1	26	154	3.3
Trashanna Smith	07-11	126	284-693	.410	10-50	.200	227-342	.664	925	7.3	211	214	133	805	6.4
Sheila Snell	86-87	24	18-60	.300	0-0	.000	32-47	.681	98	4.1	9	1	13	68	2.8
Colleen Solseth	81-83	55	175-367	.477			97-132	.735	213	3.9	83	9	42	447	8.1
Emily Spickler	07-09	63	117-274	.427	100-232	.431	29-32	.906	125	1.9	72	9	44	363	5.8
Megan Starr	94-95	13	23-57	.404	1-2	.500	18-32	.563	61	4.7	15	4	6	65	5.0
Britt Stewart	97-99	43	43-170	.253	18-76	.237	22-36	.611	70	1.6	38	13	6	126	2.9
Jasmine Stewart	06-08	50	57-145	.393	4-18	.222	21-43	.488	128	2.6	38	6	41	139	2.8
Susan Summons	78-80	54	404-802	.504			160-210	.762	337	6.2				968	17.9
Joanna Sutherland	95-96	29	60-167	.359	0-6	.000	54-81	.667	136	4.7	31	7	16	174	6.0
Connie Swearingen	77-78	34	248-N/A	---			68-139	.489						564	16.6
Althea Taylor	02-03	31	34-93	.366	0-0	.000	31-45	.689	95	3.1	5	12	19	99	3.2
Rita Taylor	76-78	40	33-N/A	---			44-71	.620						110	2.8
Priscilla Teal	79-81	42	307-725	.423			115-157	.732	148	3.5	36	4	25	729	17.4
Darlene Thomas	92-93	8	2-8	.250	0-0	.000	2-2	1.000	6	0.8	0	0	0	6	0.8
LaToya Thomas	01-02	23	81-199	.407	12-52	.231	22-36	.611	124	5.4	16	5	11	196	8.5
Sandra Thomas	74-78	104	508-N/A	---			252-N/A	---						1,268	12.2
Alexis Timpone	04-07	82	115-292	.393	91-226	.402	35-46	.760	139	1.6	149	12	28	356	4.3
Kristin Tofte	99-01	55	113-292	.387	25-78	.321	47-64	.734	214	3.9	78	9	31	298	5.4
Vickie Toney	06-08	42	12-67	.179	2-9	.222	28-51	.549	51	1.2	87	6	34	54	1.3
Gina Turk	98-99	3	2-8	.250	0-2	.000	4-5	.800	4	1.3	0	1	2	8	2.7
Bridget Tydlacka	83-84	14	2-6	.333			2-6	.333	19	1.4	1	1	0	12	0.7
Shawnta Vanzant	00-01	27	163-412	.396	91-228	.399	105-136	.772	169	6.3	90	10	66	522	19.3
Paula Vrazel	83-85	33	24-69	.349			16-22	.727	24	0.7	10	0	8	64	1.9
Natasha Ward	07-08	2	1-1	1.000	0-0	.000	0-1	.000	1	0.5	0	0	0	2	1.0
Spookie Warren	81-83	55	245-732	.335			95-154	.617	245	4.5	113	11	89	585	10.6
Lara Webb	95-96	47	306-662	.462	57-187	.305	215-310	.694	205	4.4	146	7	154	884	18.8
Betsy White	82-83	19	21-49	.429			7-10	.700	23	1.2	5	1	3	47	2.5
Monique Whittaker	10-12	64	236-567	.416	46-137	.336	218-287	.760	285	4.5	30	6	51	736	11.5
Anna Williams	96-98	45	38-111	.342	14-57	.246	16-30	.533	57	1.3	23	0	14	106	2.4
Brittney Williams	06-10	123	584-1272	.459	16-47	.340	299-451	.663	716	5.8	66	26	66	1,483	12.1
Dani Williams	85-88	45	157-389	.404	1-18	.056	67-105	.638	127	2.8	63	4	59	381	8.5
Nikki Williams	07-09	63	291-805	.361	123-353	.348	197-247	.796	281	4.5	249	6	147	902	14.3
Angie Wilson	90-92	15	18-32	.563	0-0	.000	8-18	.444	32	2.1	0	0	2	44	2.9
Tammy Winsmann	85-88	75	254-634	.401	10-26	.385	265-379	.699	163	2.2	150	7	48	783	10.4
Dana Woods	87-91	73	49-122	.402	0-0	---	13-29	.448	109	1.5	40	29	11	111	1.5
Leanne Zeek	86-87	19	57-107	.533	0-0	---	39-71	.549	102	5.4	4	23	14	153	8.1



1990-91 ELITE 8 TEAM

RECORDS AND HISTORY

YEAR-BY-YEAR RESULTS

1969-70: W-2, L-9

Head Coach: Marilyn Krause

---	0-1	McNeese State	32	48
---	0-2	Northwestern State	23	39
---	0-3	Wharton J.C.	42	44
---	0-4	Stephen F. Austin	35	54
---	0-5	North Texas	34	41
---	0-6	Roe Oldsmobile	54	57
---	1-6	McNeese State	38	31
---	1-7	Career Girls of Louisiana	37	46
---	1-8	San Jacinto J.C.	52	53
---	2-8	Houston	41	24
---	2-9	San Jacinto J.C.	46	49

1970-71: W-7, L-9

Head Coach: Marilyn Krause

---	0-1	Houston	40	43
---	1-1	Houston	31	30
---	1-2	North Texas	32	47
---	1-3	Texas State	35	63
---	2-3	Rice University	44	22
---	3-3	San Jacinto J.C.	62	32
---	3-4	Mississippi College-Women	23	53
---	4-4	Houston	49	40
---	4-5	Stephen F. Austin	31	67
---	5-5	Bishop College	49	31
---	5-6	Sam Houston State	30	83
---	6-6	San Jacinto J.C.	30	20
---	7-6	Jarvis Christian	62	30
---	7-7	Stephen F. Austin	25	83
---	7-8	Texas Woman's University	35	46
---	7-9	Texas	42	46

1971-72: W-13, L-10

Head Coach: Marilyn Krause

N1	1-0	Hathaway	44	42
N1	2-0	Baton Rouge Vettes	48	41
N2	3-0	Finley's	38	35
N2	4-0	Carl's Marine	44	39
N2	5-0	Bailey's	55	45
N3	6-0	San Jacinto J.C.	51	36
N3	6-1	Texas A&I	39	40
H	6-2	McNeese State	52	53
H	7-2	San Jacinto J.C.	57	43
H1	7-3	Houston	47	53
H1	8-3	San Jacinto J.C.	84	24
H1	9-3	Houston	26	21
A	9-4	Stephen F. Austin	40	50
N4	9-5	Louisiana-Lafayette	26	44
N4	10-5	Louisiana-Monroe	56	38
N5	10-6	Kansas State	25	40
N5	10-7	Texas A&I	39	48
H	10-8	Louisiana-Lafayette	44	52
H	10-9	Stephen F. Austin	45	62
A	11-9	McNeese State	58	51
H2	11-10	#Texas	51	63
H2	12-10	#Texas-Pan American	68	41
H2	13-10	#Texas A&I	52	46
N1-Independent Tourn., Church Point, La.				
N2-Stinger Independent Tourn., Iowa, La.				
N3-Sam Houston Invitational, Huntsville, Texas				
H1-Lamar Invitational Tourn., Beaumont, Texas				
N4-Northwestern St. Tourn., Natchitoches, La.				
N5-Houston Invitational, Houston, Texas				
H2,#-TIAIW State Tourn., Beaumont, Texas				

1972-73: W-19, L-11

Head Coach: Pat Park

A	0-1	Stephen F. Austin	42	60
H	1-1	Orange High School	66	48
H	2-1	Houston	63	52
A	2-2	McNeese State	49	58
H	3-2	Louisiana-Lafayette	51	43
H	4-2	Louisiana-Lafayette	49	32
H	5-2	Louisiana-Lafayette	60	48
H1	6-2	McNeese State	56	40
H1	7-2	Texas Southern	60	42
H1	7-3	Houston	49	51
H1	8-3	Louisiana-Lafayette	51	50
N1	9-3	Baylor Jr. Varsity	58	23
N1	9-4	Stephen F. Austin	35	37
N1	10-4	Texas Southern	55	22
N2	10-5	Kansas State	44	50
N2	11-5	Stephen F. Austin	42	40
N2	11-6	Baylor	58	61
N3	12-6	SMU	61	34
N3	12-7	Tarleton State	38	69
A	12-8	Houston	31	38
H	12-9	Stephen F. Austin	40	47
N4	13-9	LSU	56	31
N4	14-9	New Orleans	53	25
N4	15-9	Louisiana-Lafayette	52	42
N5	16-9	Del Mar J.C.	62	20
N5	17-9	Baylor University	64	58
N5	18-9	Texas	39	32
N6	18-10	#Texas-Pan American	57	62
N6	19-10	#Houston	50	44
N6	19-11	#Stephen F. Austin	44	54
H1-Lamar Invitational, Beaumont, Texas				
N1-Houston Invitational, Houston, Texas				
N2-Fonde Tournament, Houston, Texas				
N3-North Texas Tournament, Denton, Texas				
N4-LSU Invitational, Baton Rouge, La.				
N5-Texas A&I Invitational, Kingsville, Texas				
N6,#-TIAIW State Tourn., Stephenville, Texas				

1973-74: W-11, L-12

Head Coach: Pat Park

A	1-0	Louisiana-Lafayette	45	38
N1	2-0	Louisiana-Lafayette	65	31
A1	2-1	Stephen F. Austin	47	71
A2	3-1	LSU	62	40
N2	3-2	Northwestern State	56	65
A	3-3	Northwestern State	34	63
N3	3-4	Texas-Pan American	45	53
N3	3-5	Texas Woman's University	57	67
H	3-6	Stephen F. Austin	48	67
N4	3-7	Texas Woman's University	39	64
N4	4-7	Texas Southern	54	35
N4	4-8	Texas Tech	42	49
H	4-9	Northwestern State	52	54
H	5-9	Houston	55	30
H	6-9	Louisiana-Lafayette	52	44
A	7-9	Houston	54	49
N5	7-10	%Oklahoma State	51	68
N5	8-10	%North Texas	51	42
N6	8-11	#Stephen F. Austin	38	54
N6	9-11	#Trinity Valley	42	41
N7	9-12	#Sam Houston State	37	55
N7	10-12	#Texas Tech	55	39
N7	11-12	#Houston	51	28
N1 & A1-SFA Tourn., Nacogdoches, Texas				
A2 & N2-LSU Invitational, Baton Rouge, La.				
N3-Baylor Invitational, Waco, Texas				
N4-Fonde Tournament, Houston, Texas				
N5,%-AIAW Regional Tourn., Nacogdoches, Texas				
N6,#-TIAIW District Tourn., Athens, Texas				
N7,#-TIAIW State Tourn., Stephenville, Texas				

1974-75: W-23, L-11

Head Coach: Pat Park

H	1-0	Prairie View A&M	58	51
A	1-1	Panola J.C.	54	74
H	2-1	Hubbard Electric	64	53
H	3-1	Louisiana-Lafayette	52	26
A	4-1	Hubbard Electric	60	47
H	5-1	Rice	72	11
H	6-1	Houston	80	40
A	6-2	McNeese State	68	78
H1	6-3	Texas A&M	61	63
H1	7-3	Texas State	74	61
H1	8-3	Houston	77	41
A	9-3	Louisiana-Lafayette	73	51
N1	10-3	UT Arlington	50	40
A1	10-4	Baylor	69	95
N1	11-4	West Texas State	73	66
N1	12-4	Tarleton State	53	51
H	12-5	Stephen F. Austin	55	61
N2	13-5	SMU	88	34
N2	13-6	Baylor	76	87
H	13-7	McNeese State	57	58
A	13-8	Houston	69	73
H	13-9	Panola J.C.	56	85
A	14-9	Rice	74	29
N3	14-10	%Southeastern Louisiana	47	69
N3	15-10	%Texas A&I	63	56
N3	16-10	%Prairie View A&M	68	65
N3	17-10	%Arkansas	72	63
H2	18-10	#Rice	86	15
H2	19-10	#Prairie View A&M	78	44
H2	20-10	#Houston	71	41
N4	20-11	#Texas State	64	76
N4	21-11	#UT Arlington	47	39
N4	22-11	#Texas A&I	61	55
N4	23-11	#Texas	68	53
H1-Lamar Invitational, Beaumont, Texas				
N1 & A1-Baylor Invitational, Waco, Texas				
N2-Fonde Tourn., Houston, Texas				
N3,%-AIAW Regional Tourn., Temple, Texas				
H2,#-TIAIW Zone Tourn., Beaumont, Texas				
N4,#-TIAIW State Tourn., Canyon, Texas				

1975-76: W-22, L-8

Head Coach: Pat Park

H	1-0	Prairie View A&M	64	55
H	1-1	Panola J.C.	62	65
---	2-1	San Jacinto J.C.	64	47
---	3-1	McNeese State	60	55
---	3-2	Panola J.C.	69	79
---	3-3	McNeese State	56	59
---	4-3	Houston	75	63
H	5-3	Louisiana-Lafayette	68	50
---	6-3	Sam Houston State (OT)	59	55
A	7-3	Louisiana-Lafayette	73	51
---	8-3	Texas A&M	74	51
---	9-3	Prairie View A&M	81	43
---	10-3	Sam Houston State	50	47
---	10-4	Stephen F. Austin	53	85
---	11-4	Houston	86	52
N1	12-4	Texas Wesleyan	55	46
N1	12-5	UT Arlington	59	90
N1	13-5	Sam Houston State	60	47
N1	14-5	Tarleton State	55	54
N1	14-6	Temple J.C.	57	67
N2	15-6	Trinity Valley	77	63
N2	16-6	Texas A&I	65	40
N2	17-6	Texas A&M	54	52
---	18-6	San Jacinto J.C.	68	58
---	18-7	Texas A&M	57	69



RECORDS AND HISTORY

N3 19-7	#Texas Southern	66	33
N3 20-7	#Houston	80	61
N3 21-7	#Houston	57	43
N4 22-7	#North Texas	80	69
A1 22-8	#Wayland Baptist	50	99
N1-Baylor Invitational, Waco, Texas			
N2-Houston Collegiate Tourn., Houston, Texas			
N3,#-TIAIW Zone Tourn., Houston, Texas			
N4 & N1,#-TIAIW State Tourn., Plainview, Texas			

1976-77: W-13, L-17

Head Coach: Pat Park

H 1-0	Wharton J.C.	62	54
H 2-0	Houston	61	48
H 2-1	Northwestern State (OT)	61	68
A 2-2	Wharton J.C.	75	76
A 2-3	Houston	65	77
A 3-3	Prairie View A&M	63	58
A 3-4	Panola J.C.	61	65
A 3-5	Sam Houston State	43	57
A 3-6	Northwestern State	76	84
H 3-7	Panola J.C.	73	81
H 4-7	Prairie View A&M	79	44
H 4-8	McNeese State	60	76
A 4-9	Texas Southern	63	74
H 5-9	Sam Houston State	66	54
H 6-9	Louisiana-Lafayette	73	58
A 6-10	Texas A&M	69	71
N1 6-11	Baylor	61	68
A1 6-12	Houston	43	56
N1 7-12	Prairie View A&M	50	47
N1 8-12	Texas Southern	65	51
A 8-13	McNeese State	67	76
H 9-13	Texas A&M	66	56
H 10-13	Texas Southern	75	52
A 11-13	Louisiana-Lafayette	73	59
N2 12-13	#Sam Houston State	61	51
A2 12-14	#Stephen F. Austin	52	84
N2 12-15	#Houston	68	71
N3 12-16	#Texas State	54	58
N3 13-16	#Texas Wesleyan	55	50
N3 13-17	#Tarleton State	61	62
N1 & A1-Houston Collegiate Tourn., Houston, Texas			
N2 & A2,#-TIAIW Zone Tourn., Nacogdoches, Texas			
N3,#-TIAIW State Tourn., Edinburg, Texas			

1977-78: W-21, L-13

Head Coach: Pat Park

A 0-1	Texas Southern	61	63
H 1-1	Angelina J.C.	71	65
A 2-1	San Jacinto J.C.	74	45
A 3-1	Angelina J.C.	76	60
A 4-1	Rice	72	35
A 4-2	Houston	56	60
A 4-3	McNeese State	63	74
H 4-4	Houston	56	68
H 5-4	San Jacinto J.C.	78	32
A 6-4	Sam Houston State	66	54
H 7-4	Rice	70	42
H 8-4	Prairie View A&M	86	62
H 9-4	Texas Southern	57	55
H 10-4	Texas A&M	66	59
N1 10-5	Texas Southern	42	47
N1 11-5	East Texas Baptist	62	51
A1 12-5	Sam Houston State	55	52
A 13-5	Louisiana-Lafayette	66	60
A 13-6	Texas A&M	32	68
N2 13-7	Northwestern State	53	67
N2 14-7	Arkansas	55	50
H 15-7	Louisiana-Lafayette	70	61
H 15-8	McNeese State	37	59
A 16-8	Louisiana-Lafayette	61	38
H 17-8	Sam Houston State	47	43

A 18-8	Prairie View A&M	51	49
N3 18-9	#Sam Houston State	66	71
N3 19-9	#Rice	64	41
N3 20-9	#Texas A&M	58	56
N4 21-9	#Midwestern Univ.	76	61
N4 21-10	#Wayland Baptist	41	85
N4 21-11	#Texas A&M	63	69
A2 21-12	%LSU	64	85
N5 21-13	%Northwestern State	73	80
N1 & A1-Sam Houston Tourn., Huntsville, Texas			
N2-Houston Collegiate Tourn., Houston, Texas			
N3,#-TIAIW Zone Tourn., Nacogdoches, Texas			
N4,#-TIAIW State Tourn., San Angelo, Texas			
N5 & A2,%-AIAW Regional, Baton Rouge, La.			

1978-79: W-16, L-11

Head Coach: Cindy Russo

H 1-0	Angelina J.C.	77	68
A 1-1	Angelina J.C.	94	105
H 1-2	Stephen F. Austin	44	89
H 1-3	Houston	50	80
A 2-3	Wharton J.C.	92	72
H 2-4	LSU	58	96
A 2-5	Stephen F. Austin	41	86
A 2-6	Houston	62	71
H 3-6	Wharton J.C.	92	43
H 4-6	Texas Southern	71	60
H 4-7	McNeese State	82	71
H 5-7	Louisiana-Lafayette	86	81
A 5-8	Sam Houston State	78	87
H 6-8	Trinity Valley	94	51
A 7-8	Rice	62	53
A 8-8	Texas A&M	75	63
A 9-8	Prairie View A&M	72	56
H 10-8	Sam Houston State	75	67
H 11-8	Rice	81	51
N1 12-8	Rice	67	57
N1 12-9	Texas Southern	55	60
H 13-9	Prairie View A&M	89	59
A 14-9	McNeese State	80	66
A 15-9	Louisiana-Lafayette	95	67
N2 16-9	Texas A&M	61	56
A1 16-10	#Stephen F. Austin	61	106
N2 16-11	#Texas Tech	47	83
N1-Houston Collegiate Tourn., Houston, Texas			
N2 & A1-TIAIW State Tourn., Nacogdoches, Texas			

1979-80: W-20, L-11

Head Coach: Cindy Russo

A 1-0	Wharton J.C.	74	41
A 1-1	Stephen F. Austin	63	83
A 2-1	Dillard University	71	56
N1 3-1	Louisiana-Lafayette	77	73
A1 4-1	Northwestern State	83	80
N1 5-1	Louisiana College	89	60
H 5-2	Texas A&M (OT)	68	84
H 5-3	Texas Southern	81	82
H 6-3	Wharton J.C.	103	46
A 6-4	McNeese State	57	79
N2 7-4	Edinboro University	85	76
N2 8-4	Upper Iowa	67	39
A 9-4	Miami (Fla.)	78	56
A 10-4	Florida International	114	28
H 10-5	Southern Mississippi	67	78
A 11-5	Rice	77	52
H 12-5	Sam Houston State	90	62
A 12-6	Houston	57	73
H 12-7	Louisiana-Lafayette	54	61
A 13-7	LSU	87	85
H 14-7	McNeese State	80	63
H 15-7	Dillard	64	53
A 15-8	SMU	65	72

A 15-9	Texas Woman's University	65	79
A 16-9	North Texas	93	83
H 17-9	Rice	83	53
A 18-9	Louisiana-Lafayette	87	70
A 19-9	UT Arlington	66	65
A 19-10	Sam Houston State	68	79
A2 20-10	#Texas Southern	85	76
N3 20-11	#Texas	55	88
N1 & A1-Northwestern St. Tourn., Natchitoches, La.			
N2-Miami, Fla.			
A2,#-TIAIW First Round, Houston, Texas			
N3,#-TIAIW State Tourn., Nacogdoches, Texas			

1980-81: W-7, L-20

Head Coach: Iwana McGee

H 1-0	Angelina J.C.	78	73
A 2-0	Wharton J.C.	80	74
A 2-1	Stephen F. Austin	48	110
H 2-2	New Mexico State	88	90
H 2-3	North Texas	90	94
A 3-3	Dillard	78	64
H 3-4	SMU	68	75
A 3-5	Northwestern State	91	102
H 3-6	Texas Woman's University	73	108
H 4-6	Wharton J.C.	85	72
A 5-6	Texas Woman's University	80	69
A 5-7	Southern	47	98
A 5-8	South Alabama	74	91
A 5-9	Mississippi College	66	113
A 6-9	Angelina J.C.	79	78
A 6-10	Louisiana-Lafayette	47	86
A 6-11	McNeese State	58	94
A 6-12	Texas A&M	64	69
A 6-13	Texas Southern	65	92
H 7-13	Dillard	64	52
H 7-14	Houston	34	100
A 7-15	Sam Houston State	58	64
A 7-16	Mississippi State	62	92
A 7-17	Houston	64	102
H 7-18	Louisiana-Lafayette	56	59
A 7-19	McNeese State	65	106
H 7-20	Jackson State!	L	W
!-Score unavailable			

1981-82: W-11, L-18

Head Coach: Pat Ramsey

A 1-0	Prairie View A&M	83	77
A 1-1	New Orleans	78	87
A 2-1	Dillard	69	55
A 2-2	Texas Southern	56	64
A 2-3	Texas A&M	51	61
A1 2-4	New Mexico State	65	70
N1 2-5	Portland State	87	95
N1 2-6	Arizona	72	73
H 2-7	McNeese State	82	86
H 2-8	Northwestern State	65	85
H 3-8	Prairie View A&M	78	54
A 3-9	Texas Tech	80	81
A 4-9	West Texas State	79	68
H 4-10	Missouri	61	76
A 4-11	UTSA	52	53
H 5-11	Texas Woman's University	72	65
H 6-11	UTSA	71	59
H 7-11	Texas A&M	69	65
A 8-11	Louisiana-Monroe	82	78
A 8-12	North Texas	55	60
A 8-13	Northwestern State	80	82
H 9-13	Dillard	70	53
H 9-14	North Texas	64	70
H 10-14	Louisiana-Lafayette	77	67
A 10-15	McNeese State	78	80

RECORDS AND HISTORY

A	11-15	Texas Woman's University	59	56
H	11-16	Louisiana-Monroe	78	86
A	11-17	Louisiana-Lafayette	65	68
N2	11-18	#UT Arlington	61	69
A1 & N1-Roadrunner Tour., Las Cruces, N.M.				
N2,#-TAIAW First Round				

1982-83: W-15, L-12 (Southland: 1-4)

Head Coach: Pat Ramsey

A	0-1	New Orleans	81	96
H	1-1	Grambling	70	42
N1	2-1	Arizona State	78	75
N1	3-1	Oklahoma City	64	60
A1	4-1	New Mexico State	89	79
H	4-2	Texas A&M	57	65
A	4-3	Houston	71	96
A	5-3	Texas Southern	79	76
H	6-3	Rice	64	59
H	6-4	LSU	61	91
A	6-5	Arkansas State*	67	70
A	6-6	Grambling State	51	81
A	6-7	Northwestern State	62	68
A	7-7	Rice University	77	47
H	8-7	Arkansas	60	52
H	8-8	Louisiana-Monroe*	73	79
H	9-8	UT Arlington*	61	58
H	10-8	UTSA	66	56
A	10-9	McNeese State*	80	114
H	11-9	Southeastern Louisiana	66	56
A	12-9	TCU	81	69
A	13-9	North Texas (OT)	75	73
A	14-9	UTSA	66	65
H	14-10	Louisiana-Lafayette*	74	80
A	14-11	Louisiana-Lafayette*	70	73
N2	15-11	#Arkansas State	76	74
A2	15-12	#Louisiana-Monroe	72	92

*-Southland Conference game

N1 & A1-Roadrunner Tour., Las Cruces, N.M.

N2 & A2-Southland Tour., Monroe, La.

1983-84: W-10, L-17 (Southland: 4-8)

Head Coach: Pat Ramsey

H	0-1	Louisiana College	67	74
A	0-2	Nicholls	78	92
A	1-2	Tulane University	80	74
A	1-3	Texas A&M	70	90
A	1-4	Miami (Fla.)	62	71
A	1-5	Florida International	67	77
H	2-5	Nicholls	78	71
H	2-6	Houston	67	76
A	2-7	South Alabama	62	95
A	2-8	Southern Mississippi	94	101
A	3-8	Texas Southern	72	66
H	3-9	Northwestern State	63	81
H	3-10	UT Arlington*	67	83
H	4-10	North Texas*	87	65
H	5-10	Texas Southern	87	75
A	5-11	Louisiana-Monroe*	74	100
A	5-12	Louisiana-Lafayette*	55	107
A	5-13	Arkansas State*	72	75
A	6-13	Tulsa	81	70
H	6-14	Louisiana-Lafayette*	78	89
A	6-15	McNeese State*	69	85
A	6-16	UT Arlington*	63	70
A	7-16	North Texas*	70	63
H	7-17	Louisiana-Monroe*	77	89
H	8-17	Rice	81	77
H	9-17	McNeese State*	81	77
H	10-17	Arkansas State*	64	61

*-Southland Conference game

1984-85: W-12, L-15 (Southland: 7-5)

Head Coach: Charlotte (Chickie) Mason

A	0-1	Louisiana College	60	77
A	0-2	Nicholls	71	74
A	1-2	Tulane	69	63
A	1-3	Houston	63	81
H	2-3	Sam Houston State	87	73
A	2-4	Texas State	55	57
A	2-5	St. Mary's (TX)	64	65
H	3-5	Tulane	63	59
H	4-5	Texas State	61	51
A	4-6	Northwestern State	80	95
A	4-7	Miami (Fla.)	54	89
A	4-8	Florida International	62	85
H	5-8	Nicholls	63	60
A	5-9	UT Arlington*	59	69
A	6-9	North Texas*	59	58
H	6-10	Louisiana-Monroe*	61	90
H	7-10	Louisiana-Lafayette*	59	58
H	7-11	South Alabama	61	62
H	8-11	Arkansas State* (2OT)	96	95
H	9-11	McNeese State*	65	62
H	10-11	UT Arlington*	71	61
H	11-11	North Texas*	94	51
A	11-12	Rice	48	66
A	11-13	Louisiana-Monroe*	51	89
A	11-14	Louisiana-Lafayette*	54	55
A	12-14	McNeese State* (2OT)	80	76
A	12-15	Arkansas State*	74	75

1985-86: W-5, L-21 (Southland: 2-10)

Head Coach: Charlotte (Chickie) Mason

A1	0-1	Oklahoma State	54	77
N1	0-2	Creighton	59	88
N1	0-3	Stephen F. Austin	58	76
H	1-3	Nicholls	50	49
A2	1-4	Stephen F. Austin	61	78
N2	1-5	SMU	73	79
A	1-6	Sam Houston State	50	62
A	1-7	Nicholls	39	43
A	1-8	LSU	36	47
H	2-8	Texas-Pan American	78	55
H	2-9	UTEP	67	72
H	3-9	Southwestern Univ.	73	66
H	3-10	Northwestern State	81	99
H	3-11	UT Arlington*	67	71
H	3-12	North Texas*	70	91
A	3-13	Louisiana-Monroe*	55	106
A	3-14	Louisiana-Lafayette*	48	63
A	3-15	Arkansas State* (OT)	66	73
H	3-16	Arkansas	55	67
A	3-17	McNeese State*	68	96
A	3-18	UT Arlington*	70	89
A	3-19	North Texas* (OT)	76	79
H	3-20	Louisiana-Monroe*	53	72
H	4-20	Louisiana-Lafayette*	78	73
H	5-20	Arkansas State*	70	66
H	5-21	McNeese State*	68	76

*-Southland Conference game

A1 & N1-OSU Cowgirl Classic, Enid, Okla.

A2 & N2-SFA Dial Classic, Nacogdoches, Texas

1986-87: W-2, L-24 (Southland: 1-11)

Head Coach: Al Barbre

H1	0-1	Rice	51	71
H1	0-2	Southeastern Louisiana	66	72
A	0-3	Northwestern State	53	93
N1	0-4	Nebraska	49	62
N1	0-5	Mississippi College	65	89
H	1-5	East Texas State	66	62
H	1-6	Georgia State	60	61

H	1-7	LSU	50	96
H	1-8	Alcorn State	71	72
A	1-9	Nicholls	57	70
A	1-10	UT Arlington*	58	66
A	1-11	North Texas*	50	80
H	1-12	Louisiana-Monroe*	54	59
H	1-13	Louisiana-Lafayette*	65	71
H	2-13	Arkansas State*	78	71
A	2-14	Sam Houston State	36	70
H	2-15	McNeese State*	62	76
H	2-16	UT Arlington*	61	71
H	2-17	North Texas*	73	79
H	2-18	Stephen F. Austin	62	87
A	2-19	Louisiana-Monroe*	58	96
A	2-20	Louisiana-Lafayette*	58	81
A	2-21	Arkansas State*	54	84
A	2-22	Southeastern Louisiana	54	73
A	2-23	McNeese State*	59	86
H	2-24	Northwestern State	75	88

*-Southland Conference game

H1-Babe Didrickson-Zaharias Classic, Beaumont, Texas

N1-Texas A&M Classic, College Station, Texas

1987-88: W-14, L-14 (American South: 4-5)

Head Coach: Al Barbre

A1	0-1	Rice	70	76
N1	1-1	South Florida	60	49
A	1-2	Stephen F. Austin	72	79
A2	1-3	Montana	53	77
N2	1-4	Oral Roberts	80	82
H	2-4	Prairie View A&M	96	64
A	2-5	Wichita State	55	60
H	3-5	McNeese State	82	61
H	4-5	Florida International	83	63
A	4-6	Baylor	66	74
H	5-6	North Texas	84	73
A	6-6	McNeese State	74	66
H	7-6	Northwestern State	77	75
A	8-6	UT Arlington	85	48
H	8-7	Stephen F. Austin	79	84
H	9-7	Texas-Pan American*	105	50
H	10-7	Nicholls	76	54
H	11-7	Arkansas State*	76	68
A	11-8	Louisiana Tech*	49	106
A	11-9	New Orleans*	61	70
A	12-9	Louisiana-Lafayette*	62	60
A	13-9	Texas-Pan American*	85	39
A	13-10	Arkansas State*	78	85
H	13-11	New Orleans*	53	61
H	13-12	Louisiana-Lafayette*	67	74
A	13-13	Northwestern State	76	81
N3	14-13	#Arkansas State	67	65
A3	14-14	#Louisiana Tech	67	93

*-American South Conference game

A1 & N1-Rice Invitational, Houston, Texas

A2 & N2-Domino's Pizza Classic, Missoula, Mont.

N3 & A3,#-American South Tour., Ruston, La.

1988-89: W-18, L-10 (American South: 6-4)

Head Coach: Al Barbre

N1	1-0	UTSA	78	76
A1	1-1	Sam Houston State	62	74
A	1-2	Stephen F. Austin	67	81
A	1-3	LSU	68	75
A	2-3	Alcorn State (OT)	63	62
H	3-3	Baylor	77	36
A	3-4	North Texas	66	76
H	4-4	Southern Univ.	88	30
A	4-5	New Mexico State	65	68
A	5-5	UTEP	76	58
H	6-5	Alcorn State	75	71



RECORDS AND HISTORY

H 7-5	Sam Houston State	84	59
A 8-5	Oral Roberts	93	72
A 9-5	Louisiana-Lafayette*	84	57
A 10-5	New Orleans*	73	68
H 10-6	Louisiana Tech*	51	67
H 11-6	Arkansas State*	81	60
H 12-6	Missouri-Kansas City	67	41
H 13-6	Texas-Pan American*	85	30
H 14-6	Louisiana-Lafayette*	97	43
H 14-7	New Orleans*	58	65
A 14-8	Louisiana Tech*	49	99
A 14-9	Arkansas State*	63	66
A 15-9	Texas-Pan American*	79	45
H 16-9	Grambling State	89	77
H 17-9	Oral Roberts	106	67
N2 18-9	#New Orleans	59	58
A2 18-10	#Louisiana Tech	56	109

*-American South Conference game
N1 & A1-SHSU Lady Kat Classic, Huntsville, Texas
N2 & A2,#-American South Tourn., Ruston, La.

1989-90: W-19, L-10 (American South: 7-3)

Head Coach: Al Barbre

H 1-0	UTSA	90	68
H 1-1	Alabama	64	71
N1 1-2	Alcorn State	64	67
N1 2-2	SMU	92	75
H 3-2	Grambling	87	75
A 4-2	Rice	58	54
A 5-2	UTSA	79	63
A 5-3	Houston	56	63
N2 5-4	Wyoming (OT)	60	65
A2 5-5	Oklahoma State	66	83
N2 6-5	UT Arlington	84	57
H 7-5	Alcorn State	73	65
A 8-5	Grambling State	71	55
H 8-6	LSU	73	83
A 9-6	Arkansas State*	72	57
A 9-7	Louisiana Tech*	55	85
H 10-7	New Orleans*	60	59
H 11-7	Louisiana-Lafayette*	96	68
A 12-7	Texas-Pan American*	80	45
H 13-7	Arkansas State*	90	69
H 13-8	Louisiana Tech*	42	81
A 13-9	New Orleans*	66	71
A 14-9	Louisiana-Lafayette*	100	44
A 15-9	McNeese State	76	64
H 16-9	Texas-Pan American*	94	47
A 17-9	Missouri-Kansas City	53	50
H 18-9	Texas Southern	102	77
N3 19-9	#New Orleans	80	75
A3 19-10	#Louisiana Tech	58	79

*-American South Conference game

N1-SFA Dial Classic, Nacogdoches, Texas
N2 & A2-OSU Cowgirl Classic, Stillwater, Okla.
N3 & A3,#-American South Tourn., Ruston, La.

1990-91: W-29, L-4 (American South: 12-0)

American South Conference Champion

NCAA Tournament: 3-1^A

Head Coach: Al Barbre

N1 1-0	Virginia Tech	71	54
A1 2-0	Florida International	98	72
A 3-0	Memphis State	81	71
N2 4-0	Southern Mississippi	74	66
A2 4-1	Stephen F. Austin	69	70
H 5-1	McNeese State	116	53
H 6-1	Houston	85	67
H 7-1	North Texas	84	55
A3 8-1	Alabama	72	62
N3 9-1	Southern Mississippi	90	71
H 10-1	Rice University	90	56
H 11-1	UTEP	95	49
H 12-1	Texas-Pan American*	94	34
A 13-1	UTSA	96	71
H 14-1	Central Florida*	108	70
A 15-1	New Orleans*	78	56
A 16-1	Louisiana-Lafayette*	105	60
H 17-1	Louisiana Tech*	83	72

H 18-1	Arkansas State*	89	79
A 18-2	Alcorn State	83	92
A 19-2	Texas-Pan American*	93	46
A 20-2	Maine	69	68
A 21-2	Central Florida*	105	101
H 22-2	New Orleans*	66	56
H 23-2	Louisiana-Lafayette*	112	50
A 24-2	Louisiana Tech*	90	76
A 25-2	Arkansas State*	88	77
N4 26-2	#New Orleans	87	74
A4 26-3	#Louisiana Tech	76	77
A5 27-3	%Texas^	77	63
H1 28-3	%LSU^	93	73
N5 29-3	%Arkansas^	91	75
N5 29-4	%Virginia^	70	85

*-American South Conference game
N1 & A1-Florida International Classic, Miami, Fla.
N2 & A2-Lady Dial Classic, Nacogdoches, Texas
A3 & N3-Alabama Shoney's Classic, Tuscaloosa, Ala.
N4 & A4,#-American South Tourn., Ruston, La.
A5,%-NCAA First Round, Austin, Texas
H1,%-NCAA Second Round, Beaumont, Texas
N5,%-NCAA Midwest Regional, Austin, Texas
^-Games were later forfeited due to NCAA violations

1991-92: W-21, L-7 (Sun Belt: 13-3)

Sun Belt Conference Co-Champion

Head Coach: Liz McQuitter

A 0-1	Houston	75	82
N1 0-2	Florida State	67	78
N1 1-2	Delta State	78	61
N2 2-2	Pacific	75	54
N2 3-2	UTEP	75	70
H 4-2	Grambling State	95	55
H 5-2	Southern Univ.	105	67
N3 6-2	Cal. St.-Long Beach	76	71
A1 6-3	Rutgers	84	96
H 7-3	Alcorn State	90	82
A 7-4	Arkansas State*	70	72
A 7-5	Western Kentucky*	63	82
H 8-5	Louisiana Tech*	80	73
H 9-5	New Orleans*	99	71
H 10-5	Louisiana-Lafayette*	95	37
H 11-5	Central Florida*	99	53
A 12-5	South Alabama*	98	72
H 13-5	Texas-Pan American*	91	48
H 14-5	Arkansas State*	84	65
H 15-5	Western Kentucky* (OT)	82	75
A 15-6	Louisiana Tech* (OT)	80	81
A 16-6	New Orleans* (OT)	73	70
A 17-6	Louisiana-Lafayette*	105	46
A 18-6	Central Florida*	100	54
H 19-6	South Alabama*	115	52
A 20-6	Texas-Pan American*	87	54
N4 21-6	#Texas-Pan American	104	64
N4 21-7	#Arkansas State	63	76

*-Sun Belt Conference game

N1-LSU Crawfish Classic, Baton Rouge, La.
N2-Rice/Marriott Medical Center Classic, Houston, Texas
N3 & A1-Bell Atlantic Classic, Piscataway, N.J.
N4,#-Sun Belt Tourn., Bowling Green, Ky.

1992-93: W-10, L-16 (Sun Belt: 4-10)

Head Coach: Liz McQuitter

H 1-0	Oral Roberts	84	75
N1 1-1	Univ. of Southern California	43	78
N1 2-1	Cleveland State	100	79
N2 3-1	Sam Houston State	80	62
A2 3-2	Stephen F. Austin	58	84
H 3-3	Houston	59	60
N3 3-4	Youngstown State	62	72
N3 4-4	Georgia State	56	53
H 4-5	Western Kentucky*	54	83
A 4-6	Louisiana Tech*	47	71

H 5-6	Louisiana-Lafayette*	81	41
H 5-7	Arkansas State*	49	57
H 5-8	Louisiana Tech*	47	85
H 6-8	South Alabama*	77	66
A 7-8	New Orleans*	65	52
A 7-9	Arkansas State*	40	57
A 7-10	Ole Miss (OT)	66	75
A 8-10	Grambling State	85	80
H 8-11	Texas-Pan American*	54	58
A 8-12	Kansas	56	84
A 8-13	Western Kentucky*	43	92
A 9-13	Texas-Pan American*	75	62
A 9-14	Louisiana-Lafayette*	64	71
A 9-15	South Alabama*	70	73
H 9-16	New Orleans*	47	65
H 10-16	Oral Roberts	85	52

*-Sun Belt Conference game

N1-Coopers & Lybrand Tourn., Chicago, Ill.
N2 & A2-SFA Dial Soap Classic, Nacogdoches, Texas
N3-Showboat Shootout, Las Vegas, Nev.

1993-94: W-8, L-19 (Sun Belt: 5-9)

Head Coach: Liz McQuitter

H 0-1	Stephen F. Austin	60	73
N1 0-2	Auburn	43	56
N1 1-2	Furman	74	69
A 1-3	Texas A&M	55	85
A 1-4	Houston	52	62
H 2-4	Kansas (OT)	78	72
N2 2-5	New Mexico State	56	75
N2 3-5	Texas Southern	80	63
A 3-6	Texas Tech	57	77
A 3-7	South Alabama*	62	85
H 3-8	New Orleans*	53	66
H 4-8	Arkansas State* (OT)	72	70
A 4-9	Louisiana Tech*	54	96
A 5-9	Texas-Pan American*	68	56
H 5-10	Western Kentucky*	60	80
A 5-11	Arkansas State*	42	72
H 6-11	Louisiana-Lafayette*	87	59
H 6-12	Mississippi	68	77
H 7-12	Texas-Pan American*	66	47
A 7-13	Western Kentucky*	54	77
H 8-13	South Alabama*	77	65
A 8-14	Louisiana-Lafayette*	59	61
H 8-15	LSU	62	88
A 8-16	New Orleans*	34	65
H 8-17	Houston	70	86
H 8-18	Louisiana Tech*	49	87
N3 8-19	#New Orleans	66	72

*-Sun Belt Conference game

N1-Southwest Texas Classic, San Marcos, Texas
N2-Baylor Lady Bears Classic, Waco, Texas
N3,#-Sun Belt Tourn., Bowling Green, Ky.

1994-95: W-16, L-12 (Sun Belt: 10-4)

Head Coach: David McKay

H 0-1	Texas A&M	79	90
A 1-1	Texas Southern	82	69
A 1-2	Houston	63	80
N1 1-3	Alabama	50	102
N1 2-3	Texas Southern	76	46
A 3-3	Rice	73	69
N2 4-3	Radford	86	76
A 4-4	Indiana	65	86
H 4-5	Southern	62	65
H 5-5	South Alabama*	75	62
H 6-5	Southwestern Louisiana*	69	54
H 6-6	Texas Tech	60	86
A 6-7	Western Kentucky*	55	97
H 7-7	Texas-Pan American*	97	67

RECORDS AND HISTORY

H	7-8	McNeese State	71	83
A	8-8	Louisiana-Lafayette*	79	66
A	9-8	South Alabama*	61	57
H	10-8	Western Kentucky*	75	74
A	11-8	Texas-Pan American*	79	60
A	12-8	LSU	68	62
H	13-8	Arkansas State*	71	58
A	14-8	New Orleans*	83	72
H	14-9	Louisiana Tech*	62	90
A	14-10	Arkansas State*	54	66
H	15-10	New Orleans* (OT)	90	81
A	15-11	Louisiana Tech*	56	105
N3	16-11	#South Alabama	85	76
N3	16-12	#Western Kentucky	70	76

*-Sun Belt Conference game

N1-UTA/Country Suites Invitational, Arlington, Tex.

N2-IU/Marriott Classic, Bloomington, Ind.

N3,#-Sun Belt Tourn., Ruston, La.

1995-96: W-14, L-15 (Sun Belt: 8-6)

Head Coach: David McKey

A1	0-1	!Texas A&M	83	111
N1	1-1	Sacramento State	98	69
A	1-2	Kansas State	76	81
A	1-3	Missouri	57	106
N2	1-4	Creighton	66	80
N2	2-4	Texas Southern	73	43
A	2-5	Texas	58	87
H	3-5	Houston	91	69
H	3-6	Rice	62	69
A	4-6	McNeese State	99	61
A	4-7	Louisiana Tech*	57	97
A	5-7	Louisiana-Lafayette*	63	50
H	6-7	South Alabama* (OT)	84	82
H	6-8	Louisiana Tech*	52	79
H	6-9	Arkansas State*	69	79
A	6-10	Western Kentucky*	54	99
A	7-10	Texas-Pan American* (OT)	64	55
A	8-10	New Orleans*	75	64
A	8-11	South Alabama*	63	71
H	8-12	LSU	61	68
H	9-12	Texas-Pan American*	79	65
A	9-13	SMU	69	85
H	10-13	New Orleans*	86	69
A	10-14	Arkansas State*	69	84
H	11-14	Western Kentucky*	72	62
H	12-14	Louisiana-Lafayette*	95	57
H	13-14	TCU	109	86
N3	14-14	#South Alabama	70	65
N3	14-15	#Louisiana Tech	46	86

*-Sun Belt Conference game

A1,!-Preseason Women's NIT

\$-Game was later forfeited

N1-Commerce Bank/Wildcat Classic, Manhattan, Kan.

N2-Southwest Texas Classic, San Marcos, Texas

N3,#-Sun Belt Tourn., Jonesboro, Ark.

1996-97: W-5, L-22 (Sun Belt: 2-12)

Head Coach: David McKey

A	0-1	Texas Tech	42	86
H	1-1	Southeastern Louisiana	74	52
N1	2-1	Texas Southern	80	62
A1	2-2	McNeese State	69	82
H	2-3	UT Arlington	56	72
A	2-4	Sam Houston State	78	87
H	2-5	McNeese State	84	92
A2	3-5	Houston	59	58
N2	3-6	James Madison	47	84
H	4-6	Louisiana-Lafayette*	71	61
H	4-7	South Alabama*	49	55
A	4-8	Arkansas State*	51	107
A	4-9	Western Kentucky*	62	124

A	4-10	LSU	57	86
H	4-11	Arkansas State*	66	71
A	4-12	Louisiana Tech*	61	99
A	5-12	Louisiana-Lafayette*	59	58
H	5-13	Western Kentucky*	45	80
A	5-14	South Alabama*	49	65
H	5-15	New Orleans*	55	71
A	5-16	Stephen F. Austin	57	115
A	5-17	Texas-Pan American*	63	75
H	5-18	Texas State	52	69
A	5-19	New Orleans*	59	90
H	5-20	Texas-Pan American*	55	64
H	5-21	Louisiana Tech*	44	81
N3	5-22	#Louisiana Tech	42	100

*-Sun Belt Conference game

N1 & A1-Chateau Charles/Cowgirl Classic, Lake Charles, La.

N2 & A2-Hobby Hilton Lady Cougar Classic, Houston, Texas

N3,#-Sun Belt Tourn., Bowling Green, Ky.

1997-98: W-5, L-22 (Sun Belt: 2-12)

Head Coach: David McKey

H	0-1	Louisiana-Monroe	63	84
A	0-2	Rice	61	91
H	1-2	Houston	79	61
N1	1-3	Richmond	60	92
N1	1-4	Morgan State	51	64
N2	2-4	Texas Southern	83	68
A2	2-5	Stephen F. Austin	67	103
H	3-5	Sam Houston State	82	63
A	3-6	Louisiana-Monroe	51	92
A	3-7	Southeastern Louisiana	90	98
H	3-8	Stephen F. Austin	43	78
H	4-8	Texas-Pan American*	79	60
H	4-9	New Orleans*	71	79
A	4-10	Louisiana-Lafayette*	48	73
A	4-11	Louisiana Tech*	51	119
H	4-12	South Alabama*	44	52
H	4-13	Arkansas State*	55	80
H	4-14	LSU	67	84
A	4-15	South Alabama*	66	74
H	4-16	Louisiana Tech*	53	104
A	5-16	Texas-Pan American*	76	69
A	5-17	Arkansas State*	56	124
A	5-18	Western Kentucky*	48	115
H	5-19	Western Kentucky*	79	83
H	5-20	Louisiana-Lafayette*	72	79
A	5-21	New Orleans*	71	86
N3	5-22	#Western Kentucky	47	113

*-Sun Belt Conference game

N1-Lady Panther Classic, Pittsburgh, Pa.

N2 & A2-SFA/Lady Dial Classic, Nacogdoches, Texas

N3,#-Sun Belt Tourn., Ruston, La.

1998-99: W-9, L-17 (Southland: 6-12)

Head Coach: DeAnn Craft

H	1-0	Rice	53	51
A	1-1	UTEP	54	73
A1	1-2	New Orleans	57	68
N1	1-3	Sam Houston State	62	65
H	2-3	Texas Southern	69	66
N2	3-3	Arkansas-Pine Bluff	74	53
A2	3-4	TCU	80	90
A	3-5	Texas	41	84
A	3-6	Southeastern Louisiana*	59	73
H	3-7	UTSA*	54	65
H	3-8	Texas State*	58	63
A	3-9	Louisiana-Monroe*	49	54
A	3-10	Northwestern State*	53	68
A	3-11	Nicholls*	45	56
H	3-12	Sam Houston State*	47	71
H	4-12	Stephen F. Austin*	76	62
A	4-13	McNeese State*	52	53

H	5-13	Southeastern Louisiana*	61	56
A	5-14	Stephen F. Austin*	53	74
A	5-15	UT Arlington*	69	70
A	6-15	Sam Houston State*	50	46
H	7-15	UT Arlington* (OT)	60	53
H	7-16	Nicholls*	53	63
A	8-16	UTSA*	70	65
H	9-16	McNeese State*	65	58
H	9-17	Northwestern State*	57	66

*-Southland Conference game

N1 & A1-UNO Hoops Classic, New Orleans, La.

N2 & A2-TCU Horned Frogs Invitational, Fort Worth, Texas

1999-2000: W-10, L-17 (Southland: 5-13)

Head Coach: DeAnn Craft

A	0-1	Oklahoma State	49	68
A	0-2	Wichita State	64	103
A	0-3	Sacramento State	54	61
A	1-3	San Jose State	75	58
H	2-3	Texas A&M-Corpus Christi	72	47
H	3-3	Texas-Pan American	72	56
H	4-3	Centenary (La.)	81	44
A	4-4	Texas Tech	41	85
H	4-5	Louisiana-Monroe*	53	63
H	4-6	Northwestern State*	50	69
A	4-7	Stephen F. Austin*	42	75
H	5-7	McNeese State* (OT)	61	58
A	5-8	Texas State* (OT)	64	73
A	5-9	UTSA*	49	51
H	6-9	Southeastern Louisiana	73	41
H	7-9	Nicholls*	63	47
A	7-10	Sam Houston State*	55	68
A	7-11	UT Arlington*	38	49
A	7-12	Louisiana-Monroe*	50	59
A	7-13	Northwestern State*	62	65
H	7-14	Stephen F. Austin*	61	76
H	8-14	Sam Houston State*	67	45
H	9-14	UT Arlington*	59	45
A	10-14	Centenary (La.)	58	47
H	10-15	Texas State*	54	56
A	10-16	McNeese State*	42	69
A	10-17	Southeastern Louisiana*	59	70

*Southland Conference game

2000-01: W-12, L-16 (Southland: 10-10)

Head Coach: DeAnn Craft

H	0-1	Wichita State	60	64
A	1-1	Texas-Pan American	60	50
A	1-2	Texas A&M-Corpus Christi	67	75
A1	1-3	Air Force	57	68
N1	1-4	Alabama-Birmingham	60	77
H	2-4	Missouri-Kansas City	60	38
H	3-4	McNeese State*	77	62
A	3-5	Louisiana-Monroe*	62	71
A	4-5	Northwestern State*	55	43
H	4-6	Stephen F. Austin*	36	66
H	5-6	UT Arlington*	74	60
A	6-6	UTSA*	57	42
A	7-6	Texas State*	69	58
H	8-6	Southeastern Louisiana*	60	57
H	9-6	Nicholls*	76	66
A	10-6	UT Arlington*	64	50
A	10-7	Stephen F. Austin*	55	68
H	10-8	Northwestern State*	54	65
H	10-9	Louisiana-Monroe* (OT)	71	76
A	10-10	Sam Houston State*	66	71
A	11-10	McNeese State*	57	47
H	11-11	Texas A&M-Corpus Christi	59	83
A	11-12	Nicholls*	63	66
A	11-13	Southeastern Louisiana*	58	61
H	11-14	Texas State*	49	55



RECORDS AND HISTORY

H	11-15	UTSA*	54	71
H	12-15	Sam Houston State*	76	55
A2	12-16	UTSA	59	80

*-Southland Conference game
A1 & N1-Air Force Classic, Colorado Springs, Colo.
A2-Southland Conference Tourn., San Antonio, Texas

2001-02: W-8, L-20 (Southland: 6-14)

Head Coach: DeAnn Craft

H	1-0	Texas Southern	61	59
A1	1-1	Saint Louis	41	71
A	1-2	Texas A&M-Corpus Christi	67	75
N1	1-3	New Orleans	71	83
A	1-4	UMKC	39	61
H	2-4	Texas-Pan American	71	47
H	2-5	Florida	45	88
A	2-6	Texas	47	80
H	3-6	Louisiana-Monroe*	55	45
H	3-7	Northwestern State*	52	70
H	4-7	Sam Houston State*	76	73
A	4-8	Texas State*	55	62
A	4-9	UTSA*	43	59
H	5-9	McNeese State*	61	58
A	5-10	UT Arlington*	64	81
A	5-11	Stephen F. Austin*	56	79
H	5-12	Southeastern Louisiana*	55	71
H	5-13	Nicholls*	49	59
A	5-14	Louisiana-Monroe*	42	46
A	5-15	Northwestern State*	58	73
H	5-16	Texas State*	56	65
H	6-16	UTSA*	52	39
A	6-17	Southeastern Louisiana*	61	80
A	6-18	Nicholls*	51	59
H	7-18	UT Arlington*	52	51
H	7-19	Stephen F. Austin*	46	80
A	8-19	McNeese State*	59	56
A	8-20	Sam Houston State*	64	72

*-Southland Conference game
A1 & N1-Coca-Cola Billiken Classic, St. Louis, Mo.

2002-03: W-3, L-24 (Southland: 2-18)

Head Coach: Leonard Drake

A	0-1	Florida	42	91
H	1-1	LeTourneau	62	50
A	1-2	Central Connecticut State	32	62
A	1-3	Providence	57	77
A	1-4	Texas Southern	53	64
H	1-5	Prairie View A&M	39	52
H	1-6	Alcorn State	58	62
A	1-7	Sam Houston State*	61	65
H	2-7	Nicholls*	63	53
H	2-8	Southeastern Louisiana*	43	52
A	2-9	UTSA*	42	57
A	2-10	Texas State*	49	67
A	2-11	Stephen F. Austin*	38	63
A	2-12	UT Arlington*	45	63
H	2-13	Northwestern State*	65	85
H	2-14	Louisiana-Monroe*	51	66
H	3-14	Sam Houston State*	60	48
H	3-15	McNeese State*	62	70
A	3-16	Nicholls*	49	54
A	3-17	Southeastern Louisiana*	50	58
H	3-18	UTSA*	50	56
H	3-19	Texas State*	42	64
H	3-20	Stephen F. Austin*	42	65
H	3-21	UT Arlington*	41	65
A	3-22	Northwestern State*	43	79
A	3-23	Louisiana-Monroe*	58	68
A	3-24	McNeese State*	38	46

*Southland Conference game

2003-04: W-4, L-22 (Southland: 1-15)

Head Coach: Leonard Drake

A1	0-1	Eastern Michigan	46	90
N1	0-2	Central Connecticut State	61	73
H	1-2	St. Edward's	56	53
A	2-2	Prairie View A&M	65	59
H	2-3	Texas A&M-Commerce	52	55
H	2-4	South Alabama	50	76
A	2-5	Alcorn State	63	70
A	2-6	TCU	50	95
H	3-6	Spring Hill College	66	58
H	3-8	Sam Houston State*	49	59
A	3-9	Louisiana-Monroe*	40	86
A	3-10	Northwestern State*	49	83
H	4-10	Southeastern Louisiana*	59	51
A	4-11	Texas State*	67	82
H	4-12	UTSA*	46	61
H	4-13	UT Arlington*	47	66
H	4-14	Northwestern State*	71	81
H	4-15	Texas State*	52	54
A	4-16	McNeese State*	52	63
A	4-17	Nicholls*	70	87
A	4-18	Southeastern Louisiana*	56	68
H	4-19	Stephen F. Austin*	57	72
H	4-20	Louisiana-Monroe*	48	74
A	4-21	UTSA*	44	67
A	4-22	Sam Houston State*	51	59

*-Southland Conference game
A1 & N1-EMU Eagle Classic, Ypsilanti, Mich.

2004-05: W-9, L-18 (Southland: 3-13)

Head Coach: Leonard Drake

H	1-0	Wiley	92	52
H	2-0	Loyola-New Orleans	69	53
H	3-0	Texas College	72	24
A	3-1	Oklahoma	42	60
H	3-2	Texas A&M-Corpus Christi	49	75
H	4-2	LeTourneau	104	57
H	5-2	Centenary (La.)	78	47
H	6-2	Prairie View A&M	69	50
A	6-3	Louisiana-Lafayette	51	70
H	6-4	Oral Roberts	50	52
A	6-5	South Alabama	57	74
A	7-5	Southeastern Louisiana*	76	56
H	7-6	Texas State*	62	64
H	7-7	McNeese State*	54	66
H	7-8	Southeastern Louisiana*	56	59
A	7-9	Stephen F. Austin*	61	76
H	8-9	Nicholls*	59	48
H	8-10	Louisiana-Monroe*	59	61
A	8-11	Northwestern State*	69	88
H	8-12	UTSA*	59	69
A	8-13	Sam Houston State*	59	65
A	8-14	UT Arlington*	37	72
H	8-15	Northwestern State*	71	74
A	8-16	Texas State*	67	85
A	8-17	UTSA*	55	82
H	9-17	Sam Houston State*	59	53
A	9-18	Louisiana-Monroe*	47	64

*Southland Conference game

2005-06: W-11, L-16 (Southland: 6-10)

Head Coach: Leonard Drake

Date	Opponent	LU	Opp.
Nov. 23	DENVER	42	45
Nov. 26	at Oral Roberts	84	111
Nov. 30	WILEY	85	50
Dec. 2	ARKANSAS-MONTICELLO	89	94
Dec. 5	at Texas A&M-Corpus Christi	61	80
Dec. 12	WILLIAM CAREY	78	42
Dec. 14	at Prairie View A&M	68	51
Dec. 17	HUSTON-TILLOTSON	87	64
Dec. 31	at UNLV	47	76
Jan. 5	at McNeese State*	52	51
Jan. 7	TEXAS STATE*	67	73
Jan. 12	STEPHEN F. AUSTIN*	58	80
Jan. 14	at UT Arlington*	41	78
Jan. 19	at Louisiana-Monroe*	47	56
Jan. 22	NORTHERN COLORADO	72	71(OT)
Jan. 26	NICHOLLS*	73	70
Jan. 28	at Stephen F. Austin*	60	86
Feb. 4	McNEESE STATE*	54	67
Feb. 9	at Texas State*	67	70
Feb. 11	UTSA*	50	53
Feb. 16	at Sam Houston State*	51	46
Feb. 18	TEXAS-ARLINGTON*	55	60
Feb. 23	NORTHWESTERN STATE*	63	62
Feb. 25	LOUISIANA-MONROE*	42	64
March 1	at Nicholls*	65	60
March 3	at Southeastern Louisiana*	57	49
March 6	at Stephen F. Austin \$	53	54

* Southland Conference Game
\$ Southland Conference Tournament (Nacogdoches, Texas)

2006-07: W-13, L-17 (Southland: 8-8)

Head Coaches: Leonard Drake, Janet Eaton

Date	Opponent	LU	Opp.
Nov. 12	NEW MEXICO STATE	52	69
Nov. 14	ALCORN STATE	74	59
Nov. 18	at Denver	43	97
Nov. 20	at Northern Colorado	43	71
Nov. 25	LSU-SHREVEPORT	59	53
Nov. 29	OKLAHOMA	44	79
Dec. 2	BELHAVEN	73	51
Dec. 5	at Centenary (La.)	68	80
Dec. 13	at IUPUI	57	65
Dec. 18	at Alcorn State	58	64
Dec. 20	at Tulane	70	83
Dec. 28	CHICAGO STATE	61	56
Dec. 30	ALBANY	56	43
Jan. 6	UTSA*	60	46
Jan. 11	at Stephen F. Austin*	81	71
Jan. 13	SAM HOUSTON STATE*	81	49
Jan. 18	at Central Arkansas*	71	74(ot)
Jan. 20	at Northwestern State*	61	68
Jan. 27	McNEESE STATE*	71	60
Feb. 1	at Nicholls*	90	95
Feb. 3	SOUTHEASTERN LOUISIANA*	71	72
Feb. 8	UT ARLINGTON*	51	65
Feb. 10	at Texas State*	60	69
Feb. 15	CENTRAL ARKANSAS*	81	78
Feb. 17	NORTHWESTERN STATE*	69	58
Feb. 22	at Texas A&M-Corpus Christi*	81	85(ot)
Feb. 24	at McNeese State*	59	60
March 1	NICHOLLS*	70	52
March 4	at Southeastern Louisiana*	59	58
March 7	vs. Stephen F. Austin \$	65	73

* Southland Conference Game
\$ Southland Conference Tournament (Houston, Texas)

RECORDS AND HISTORY

2007-08: W-19, L-13 (Southland: 10-6, East Div. Champs)

Head Coach: Larry Tidwell

Date	Opponent	LU	Opp.
Nov. 10	LSU-SHREVEPORT	86	52
Nov. 12	at Oklahoma State	54	91
Nov. 15	at Texas	35	94
Nov. 17	at Texas Southern	58	43
Nov. 19	WILLIAM CAREY	93	42
Nov. 24	WILEY COLLEGE	71	47
Nov. 27	IUPUI	61	54
Dec. 1	at Chicago State	49	57
Dec. 4	TEXAS SOUTHERN	57	47
Dec. 18	at New Mexico State	66	79
Dec. 28	vs. St. Louis #	54	79
Dec. 29	vs. Lafayette #	67	64
Jan. 2	at Houston	75	82(ot)
Jan. 12	at UTSA	75	74
Jan. 17	STEPHEN F. AUSTIN*	72	70
Jan. 19	at Sam Houston State*	70	47
Jan. 24	CENTRAL ARKANSAS*	75	62
Jan. 26	NORTHWESTERN STATE*	56	47
Feb. 2	McNEESE STATE*	74	81
Feb. 7	NICHOLLS*	80	55
Feb. 9	at Southeastern Louisiana*	67	73
Feb. 14	at UT Arlington*	46	69
Feb. 16	TEXAS STATE*	53	69
Feb. 21	at Central Arkansas*	64	57
Feb. 23	at Northwestern State*	50	64
Feb. 28	TEXAS A&M-CORPUS CHRISTI*	67	69(ot)
March 1	at McNeese State*	64	55
March 6	at Nicholls*	72	63
March 8	SOUTHEASTERN LOUISIANA*	53	46
March 12	vs. Stephen F. Austin \$	60	48
March 14	vs. Texas A&M-Corpus Christi \$	63	50
March 15	vs. UTSA \$	56	65

(UTPA Tournament)

* Southland Conference Game

\$ Southland Conference Tournament (Katy, Texas)

2008-09: W-20, L-11 (Southland: 10-6)

Head Coach: Larry Tidwell

Nov. 19	GRAMBLING STATE	58	49
Nov. 21	at Texas Tech	50	59
Nov. 26	TEXAS SOUTHERN	79	52
Dec. 2	ALCORN STATE	57	49
Dec. 3	at LSU-Shreveport	69	56
Dec. 6	LOUISIANA-MONROE	73	67
Dec. 8	at Baylor	36	83
Dec. 18	ARKANSAS-PINE BLUFF	77	54
Dec. 21	MISSISSIPPI VALLEY STATE	72	47
Dec. 29	vs. North Dakota #	58	72
Dec. 30	vs. Niagara #	64	54
Jan. 3	at Texas	45	82
Jan. 6	PAUL QUINN COLLEGE	109	63
Jan. 10	at Southeastern Louisiana*	53	64
Jan. 14	UT ARLINGTON*	65	60
Jan. 17	McNEESE STATE*	67	58(ot)
Jan. 21	at Texas A&M-Corpus Christi*	68	44
Jan. 24	TEXAS STATE*	64	61
Jan. 28	at Sam Houston State*	77	90
Jan. 31	at UTSA*	68	69
Feb. 4	CENTRAL ARKANSAS*	79	61
Feb. 7	STEPHEN F. AUSTIN*	71	52
Feb. 14	at Texas State*	71	56
Feb. 18	SAM HOUSTON STATE*	89	88(ot)
Feb. 21	at Northwestern State*	80	77(ot)
Feb. 25	at UT Arlington*	59	66
Feb. 28	UTSA*	45	77
March 4	TEXAS A&M-CORPUS CHRISTI*	55	71
March 7	at Nicholls*	67	55
March 11	vs. Stephen F. Austin \$	76	64
March 13	vs. UT Arlington \$	62	67

Iowa State Cyclone Challenge

* Southland Conference Game

\$ Southland Conference Tournament (Katy, Texas)

2009-10: W-26, L-8 (Southland: 13-3, West Div. Champs)

Head Coach: Larry Tidwell

Nov. 15	at Minnesota	45	84
Nov. 19	at Grambling State	62	60
Nov. 21	ALCORN STATE	94	62
Nov. 24	TENNESSEE MARTIN	84	54
Nov. 27	vs. Louisiana-Lafayette #	66	58
Nov. 28	vs. Idaho #	68	56
Nov. 29	at Baylor #	65	87
Dec. 2	HUSTON-TILLOTSON	111	52
Dec. 5	at Louisiana-Monroe	88	56
Dec. 8	at Texas Tech	56	70
Dec. 18	at Alcorn State	77	61
Dec. 20	RICE	82	66
Jan. 2	LSU-SHREVEPORT	88	41
Jan. 4	at Texas A&M	57	90
Jan. 9	SOUTHEASTERN LOUISIANA*	85	58
Jan. 13	at UT Arlington*	67	63
Jan. 16	at McNeese State*	67	65
Jan. 20	TEXAS A&M-CORPUS CHRISTI*	69	63
Jan. 23	at Texas State*	82	59
Jan. 27	SAM HOUSTON STATE*	86	68
Jan. 30	UTSA*	69	60
Feb. 3	at Central Arkansas*	77	92
Feb. 6	at Stephen F. Austin*	92	87
Feb. 13	TEXAS STATE*	85	71
Feb. 17	at Sam Houston State*	65	73
Feb. 20	NORTHWESTERN STATE*	84	67
Feb. 24	UT ARLINGTON*	79	73
Feb. 27	at UTSA*	66	63
March 3	at Texas A&M-Corpus Christi*	64	79
March 6	NICHOLLS*	81	52
March 9	vs. Southeastern Louisiana \$	88	64
March 11	vs. UT Arlington \$	70	61
March 12	vs. Texas A&M-Corpus Christi \$	86	59
March 21	vs. West Virginia %	43	58

World Vision Classic (at Baylor)

* Southland Conference Game

\$ Southland Conference Tournament (Katy, Texas) - CHAMPS!

% NCAA Tournament (Austin, Texas)

2010-11: W-25, L-8 (Southland: 13-3)

Head Coach: Larry Tidwell

Nov. 12	at Missouri State %	60	83
Nov. 19	UTAH VALLEY %	83	66
Nov. 20	VALPARAISO %	74	58
Nov. 23	LSU-SHREVEPORT	78	58
Nov. 26	vs. Portland #	76	66
Nov. 27	vs. UMKC #	69	56
Dec. 1	at Tennessee	55	99
Dec. 3	vs. New Mexico @	58	64
Dec. 4	vs. Cal Poly @	86	83
Dec. 7	SOUTHERN	87	54
Dec. 19	HOUSTON BAPTIST	88	52
Dec. 30	WILEY	98	41
Jan. 2	at Rice	73	52
Jan. 4	HOUSTON	69	60
Jan. 8	CENTRAL ARKANSAS*	77	67
Jan. 12	McNEESE STATE*	53	57
Jan. 15	UT ARLINGTON*	62	56
Jan. 22	at Central Arkansas*	60	56
Jan. 26	at Northwestern State*	90	61
Jan. 29	NICHOLLS*	79	62
Feb. 2	at Southeastern Louisiana*	61	67
Feb. 5	UTSA*	69	67
Feb. 9	NORTHWESTERN STATE*	73	57
Feb. 12	at Nicholls*	70	56
Feb. 16	SOUTHEASTERN LOUISIANA*	68	65
Feb. 19	at Texas A&M-Corpus Christi*	75	64
Feb. 23	STEPHEN F. AUSTIN*	79	63
Feb. 26	at Sam Houston State*	99	88
March 2	at Texas State*	93	76
March 5	at McNeese State	69	70
March 8	vs. Northwestern State \$	81	77
March 10	vs. Central Arkansas \$	60	68(ot)
March 17	at Arkansas &	65	91

% Preseason WNIT

Houston Baptist Classic

@ Arizona State Classic

* Southland Conference Game

\$ Southland Conference Tournament (Katy, Texas)

& WNIT

2011-12: W-16, L-15 (Southland: 8-8)

Head Coach: Larry Tidwell

Nov. 11	OUR LADY OF THE LAKE	82	62
Nov. 12	at Texas A&M	58	83
Nov. 15	MISSISSIPPI	67	58
Nov. 18	LOUISIANA-MONROE	70	68
Nov. 21	at Southern	70	62
Nov. 25	at Kansas #	40	90
Nov. 26	vs. Florida Atlantic #	66	61
Nov. 27	at IUPUI #	34	61
Dec. 1	at UTEP	52	81
Dec. 4	at TCU	59	73
Dec. 18	at LSU	35	77
Dec. 20	at Houston Baptist	73	40
Dec. 30	CENTENARY (LA.)	73	44
Jan. 2	RICE	61	54
Jan. 7	CENTRAL ARKANSAS*	37	62
Jan. 11	at McNeese State*	45	58
Jan. 14	at UT Arlington*	68	52
Jan. 21	at Central Arkansas*	53	63
Jan. 25	NORTHWESTERN STATE*	58	56
Jan. 28	at Nicholls*	64	70
Feb. 1	SOUTHEASTERN LOUISIANA*	61	69
Feb. 4	at UTSA*	54	51
Feb. 8	at Northwestern State*	82	61
Feb. 11	NICHOLLS*	70	52
Feb. 15	at Southeastern Louisiana*	71	69
Feb. 18	TEXAS A&M-CORPUS CHRISTI*	63	49
Feb. 22	at Stephen F. Austin*	51	61
Feb. 25	SAM HOUSTON STATE*	59	72
Feb. 29	TEXAS STATE*	56	50
March 3	McNEESE STATE*	40	59
March 8	vs. Stephen F. Austin \$	64	73

Basketball Travelers Tip-Off Classic (at Kansas)

* Southland Conference Game

\$ Southland Conference Tournament (Katy, Texas)



MEDIA RELATIONS

Lamar Athletics Media Relations Staff



Erik J. Cox
Assistant AD/
Media Relations



Pat Murray
Assistant Media
Relations Director



Clay Trainum
Assistant Media
Relations Director

(Area Code 409)
Main Athletic Number 880-2248
Media Relations Fax 880-2338

ERIK J. COX
Office: 880-8329 Cell: 651-0514
Email: erik.cox@lamar.edu

PAT MURRAY
Office: 880-2323 Cell: 651-0521
Email: pat.murray@lamar.edu

CLAY TRAINUM
Office: 880-7845 Cell: TBA
Email: clay.trainum@lamar.edu

MAILING/SHIPPING ADDRESSES

Mailing:
Lamar University Athletic Department
Media Relations Office
P.O. Box 10066
Beaumont, TX 77710

Shipping/Overnight:
Lamar University Athletic Department
Media Relations Office
Montagne Center Room 138
211 Redbird Lane
Beaumont, TX 77710

Press Row Phone
880-2343

MEDIA SERVICES

MEDIA CREDENTIALS

Press credentials will be granted to media covering Lamar women's basketball on a regular basis. Media covering single games should submit requests at least 24 hours in advance to Assistant Athletic Media Relations Director Pat Murray by calling (409) 880-2323, or by email at pat.murray@lamar.edu.

Media credentials may be picked up in the Lamar Media Relations Office (Room 138 of the Montagne Center) one day before the game or at the Montagne Center one hour prior to game time.

MEDIA PARKING

Media parking is available behind the Montagne Center. Parking passes are available by calling or emailing Assistant Media Relations Director Pat Murray.

GAME-DAY SERVICES

Updated rosters and statistics will be available prior to the game. Game statistics will be distributed at halftime and at the end of the game. Statistics and a game summary will be e-mailed to local media members following all games, home and away. The press row phone is (409) 880-2343.

POSTGAME INTERVIEWS

Lamar coach Larry Tidwell and selected student-athletes will be available for interviews in the media room following a cooling-off period. Please see a member of the Lamar Media Relations staff for specific requests. The opposing coach and members of the opposing team will be made available upon request. The Lamar coaching staff and student-athletes will not be available for interviews prior to game time.

NON GAME-DAY INTERVIEWS

All interview requests for Lamar women's basketball coaches and student-athletes should be directed to Pat Murray (409-880-2323; pat.murray@lamar.edu) at least one day before you wish to conduct the interview. Student-athletes will not be taken out of practice or class to interview under any circumstance.

LAMAR ON THE INTERNET

For the most up-to-date coverage of Lamar Athletics, visit www.LamarCardinals.com, the official website of the Lamar University Athletics Department. In addition to updated game stories, statistics and results, you can also find player and student-athlete biographies, schedules, rosters, features and breaking news on all of Lamar's athletic teams. You can also follow Lamar on Twitter at LamarCards and on Facebook at LamarAthletics.

IMPORTANT NUMBERS

Restaurants

Restaurant.....	Phone Number	Website
*Kampus Korner	(409) 832-6386
*Subway	(409) 832-6889	www.subway.com
Floyd's	(409) 842-0686	www.floydsseafood.com
Pappadeaux	(409) 842-1339	www.pappadeaux.com
Saltgrass Steakhouse	(409) 813-8138	www.saltgrass.com
Jason's Deli	(409) 833-5914	www.jasonsdeli.com
Buffalo Wild Wings	(409) 924-8646	www.buffalowildwings.com
Carrabba's	(409) 842-5561	www.carrabbas.com
Cheddar's	(409) 840-5333	www.cheddars.com

* Denotes on-campus restaurant (In addition, McDonald's, Sonic and Jack in the Box are all a short distance away from Lamar on MLK Parkway)

Hotels

Hotel.....	Phone Number	Website
MCM Elegante	(409) 842-3600	www.mcmelegantebeaumont.com
Baymont Inn and Suites	(409) 554-0670	www.baymontinns.com
Hilton Garden Inn	(409) 842-5646	www.hiltongardeninn.com
Courtyard by Marriott	(409) 840-5750	www.marriott.com/courtyard
La Quinta Inn	(409) 838-9991	www.lq.com
Comfort Suites	(409) 840-6001	www.comfortsuites.com
Candlewood Suites	(409) 842-9000	www.candlewoodsuites.com

OPPONENTS





2012-13 OPPONENTS

Baylor

Noon Friday, Nov. 9, 2012
(Waco, Texas)

LocationWaco, Texas
 Enrollment15,029
 Founded1845
 Nickname.....Lady Bears
 ColorsGreen and Gold
 Conference.....Big 12
 Arena (Capacity).....Ferrell Center (10,284)
 President.....Ken Starr
 Athletic DirectorIan McCaw
 Head CoachKim Mulkey
 Record at School338-79 (12 seasons)
 Overall RecordSame
 2011-12 Record40-0/18-0 (1st)
 Starters R/L5/0
 Letterwinners R/L8/3
 WBB Contact.....Julie Bennett
 Office Phone(254) 710-3043
 Cell Phone(254) 709-9657
 EmailJulie_Bennett@baylor.edu
 Office Fax.....NA
 Websitewww.BaylorBears.com
 Press Row Phone.....(254) 710-3955

Centenary (La.)

7 p.m. Thursday, Nov. 15, 2012
(Montagne Center)

LocationShreveport, La.
 Enrollment800
 Founded1825
 Nickname.....Ladies
 Colors.....Maroon and White
 ConferenceSouthern Collegiate Athletic Conference
 Arena (Capacity)Gold Dome (3,000)
 PresidentDr. B. David Rowe
 Athletic DirectorRonda Seagraves
 Head CoachKristen Davis
 Record at School9-41 (2 seasons)
 Overall RecordSame
 2011-12 Record8-17/NA
 Starters R/L1/4
 Letterwinners R/L3/7
 WBB ContactFletcher Jonson
 Office Phone(318) 869-5092
 Cell Phone(318) 729-7377
 Emailfjonson@centenary.edu
 Office Fax.....(318) 869-5145
 Website.....www.GoCentenary.com
 Press Row Phone.....(318) 869-5660

UT Tyler

7 p.m. Monday, Nov. 12, 2012
(Montagne Center)

LocationTyler, Texas
 Enrollment6,875
 Founded1971
 Nickname.....Patriots
 Colors.....Blue and Orange
 ConferenceAmerican Southwest Conference
 Arena (Capacity)Louise Herrington Patriot Center (2,000)
 President.....Dr. Rodney H. Mabry
 VP for AdministrationDr. Howard Patterson
 Head CoachKevin Baker
 Record at School.....First Season
 Overall RecordFirst Season
 2011-12 Record.....12-13/8-12 (6th)
 Starters R/L2/3
 Letterwinners R/L3/3
 WBB ContactPeyton Low
 Office Phone(903) 565-5559
 Cell Phone(903) 565-5687
 Email.....pLOW@uttyler.edu
 Office Fax.....NA
 Websitewww.UTTYlerPatriots.com
 Press Row Phone.....(903) 565-5778

Mississippi

7 p.m. Monday, Nov. 12, 2012
(Oxford, Miss.)

LocationOxford, Miss.
 Enrollment20,824
 Founded1848
 Nickname.....Rebels
 ColorsCardinal Red and Navy Blue
 ConferenceSoutheastern Conference (SEC)
 Arena (Capacity)Tad Smith Coliseum (9,061)
 PresidentDr. Dan Jones
 Athletic Director.....Ross Bjork
 Head CoachTBA
 Record at SchoolNA
 Overall RecordNA
 2011-12 Record12-18/2-14 (14th)
 Starters R/L3/2
 Letterwinners R/L8/5
 WBB ContactKristen Saibini
 Office Phone(662) 915-7986
 Cell Phone(662) 832-3332
 Emailklsaibin@olemiss.edu
 Office Fax.....(662) 915-7006
 Websitewww.OleMissSports.com
 Press Row Phone.....(662) 236-1931

2011-12 NON-CONFERENCE OPPONENTS

Louisiana-Monroe

**2 p.m. Wednesday, Nov. 21, 2012
(Monroe, La.)**

Location.....Monroe, La.
 Enrollment8,858
 Founded1931
 NicknameWarhawks
 ColorsMaroon and Gold
 Conference.....Sun Belt
 Arena (Capacity).....Fant-Ewing Coliseum (7,000)
 PresidentDr. Nick Bruno
 Athletic DirectorBobby Staub
 Head CoachMona Martin
 Record at School242-251 (17 seasons)
 Overall RecordSame
 2011-12 Record9-21/7-9 (4th West)
 Starters R/L2/3
 Letterwinners R/L11/3
 WBB ContactCameron Weidenthaler
 Office Phone(318) 342-5461
 Cell Phone(641) 431-0483
 Emailweidenthaler@ulm.edu
 Office Fax.....(318) 342-5464
 Website.....www.ULMWarhawks.com
 Press Row Phone.....(318) 342-6920

Texas Tech

**1 p.m. Saturday, Dec. 1, 2012
(Lubbock, Texas)**

Location.....Lubbock, Texas
 Enrollment32,611
 Founded1923
 NicknameLady Raiders
 ColorsScarlet and Black
 Conference.....Big 12 Conference
 Arena (Capacity).....United Spirit Arena (15,098)
 ChancellorKent Hance
 Athletic DirectorKirby Hocutt
 Head CoachKristy Curry
 Record at School109-87 (6 seasons)
 Overall Record.....288-138 (13 seasons)
 2011-12 Record21-14 / 6-12 (9th)
 Starters R/L4/1
 Letterwinners R/L9/3
 WBB ContactTravis Cram
 Office Phone(806) 742-2770, ext. 235
 Cell Phone(806) 392-8805
 Emailtravis.cram@ttu.edu
 Office Fax.....(806) 742-1970
 Websitewww.TexasTech.com
 Press Row Phone.....(806) 742-6688

Our Lady of the Lake

**7 p.m. Monday, Nov. 26, 2012
(Montagne Center)**

LocationSan Antonio, Texas
 Enrollment2,800
 Founded1895
 NicknameSaints
 ColorsBlue and White
 ConferenceRed River Athletic Conference
 Arena (Capacity).....Mabee Gymnasium (1,600)
 PresidentDr. Tessa Martinez Pollack
 Athletic DirectorJack Hank
 Head CoachChristopher Minner
 Record at SchoolFirst Season
 Overall RecordFirst Season
 2011-12 Record.....26-8/18-6 (4th)
 Starters R/L4/1
 Letterwinners R/L8/1
 WBB ContactPatty Constantin
 Office Phone(210) 434-6711, ext. 2373
 Cell Phone(210) 324-8576
 Emailplconstantin@ollusa.edu
 Office Fax.....(210) 431-3964
 Websitewww.OLLUsaintsathletics.com
 Press Row Phone.....NA

Northwood

**7 p.m. Monday, Dec. 18, 2012
(Montagne Center)**

LocationCedar Hill, Texas
 Enrollment794
 Founded1959
 NicknameLady Knights
 ColorsBlue and White
 ConferenceRed River Athletic Conference
 Arena (Capacity).....Trinity Christian School (1,000)
 PresidentDr. Kevin Fegan
 Athletic Director.....Jack Allday
 Head CoachMichael Wells
 Record at SchoolFirst Season
 Overall RecordFirst Season
 2011-12 RecordFirst-Year Program
 Starters R/LNA
 Letterwinners R/LNA
 WBB ContactAbby Cienski
 Office Phone(972) 989-6104
 Cell PhoneNA
 Emailcienskia@northwood.edu
 Office Fax.....NA
 Website.....http://knights.gonorthwood.com
 Press Row Phone.....NA



2012-13 OPPONENTS

Houston Baptist

6 p.m. Friday, Dec. 21, 2012 (Houston, Texas)
7 p.m. Wednesday, Feb. 13, 2013 (Montagne Center)

Location.....Houston, Texas
 Enrollment2,200
 Founded1960
 NicknameHuskies
 ColorsRoyal Blue and Orange
 ConferenceGreat West
 Arena (Capacity)Sharp Gym (1,000)
 PresidentDr. Robert B. Sloan Jr.
 Athletic DirectorSteve Moniaci
 Head Coach.....Mary Gleason
 Record at School5-52 (2 seasons)
 Overall RecordSame
 2011-12 Record.....1-27/0-10 (6th)
 Starters R/L5/0
 Letterwinners R/L6/6
 WBB Contact.....Mary Ellen Leisering
 Office Phone(281) 649-3087
 Cell PhoneNA
 Emailmleisering@hbu.edu
 Office Fax.....(281) 649-3496
 Websitewww.hbuhuskies.com
 Press Row Phone.....NA

Stephen F. Austin

6 p.m. Thursday, Jan. 3, 2013 (Nacogdoches, Texas)
4 p.m. Saturday, Feb. 2, 2013 (Montagne Center)

Location.....Nacogdoches, Texas
 Enrollment12,999
 Founded1921
 NicknameLadyjacks
 ColorsPurple and White
 ConferenceSouthland Conference
 Arena (Capacity).....William R. Johnson Coliseum (7,203)
 President.....Dr. Baker Pattillo
 Athletic DirectorRobert Hill
 Head CoachBrandon Schneider
 Record at School35-28 (2 seasons)
 Overall Record.....341-100 (14 seasons)
 2011-12 Record23-10/11-5 (2nd West)
 Starters R/L3/2
 Letterwinners R/L10/3
 WBB ContactKenny Bybee
 Office Phone(936) 468-5800
 Cell PhoneNA
 Emailbybeeka@sfasu.edu
 Office Fax.....(936) 468-4593
 Website.....www.sfajacks.com
 Press Row Phone.....(936) 468-4635

Rice

2 p.m. Sunday, Dec. 30, 2012
(Houston, Texas)

Location.....Houston, Texas
 Enrollment6,082
 Founded1891
 Nickname.....Owls
 ColorsBlue and Gray
 ConferenceConference USA
 Arena (Capacity)Tudor Fieldhouse (5,750)
 PresidentDavid W. Leebron
 Sr. Associate AD/SWAStacy Mosely
 Head CoachGreg Williams
 Record at School105-116 (7 seasons)
 Overall Record.....306-255 (19 seasons)
 2011-12 Record.....12-13/8-12 (6th)
 Starters R/L2/3
 Letterwinners R/L8/6
 WBB ContactDavid Waxman
 Office Phone(713) 348-8874
 Cell Phone(832) 326-2863
 Emaildwaxman@rice.edu
 Office Fax.....(713) 348-6019
 Websitewww.RiceOwls.com
 Press Row Phone.....(713) 348-5638

Northwestern State

1 p.m. Saturday, Jan. 5, 2013 (Natchitoches, La.)
5:30 p.m. Thursday, Jan. 31, 2013 (Montagne Center)

LocationNatchitoches, La.
 Enrollment9,447
 Founded1884
 NicknameLady Demons
 ColorsPurple and White with Orange Trim
 ConferenceSouthland Conference
 Arena (Capacity).....Prather Coliseum (3,900)
 President.....Dr. Randall J. Webb
 Athletic DirectorGreg Burke
 Co-Head CoachesBrooke Stoehr, Scott Stoehr
 Record at School.....First Season
 Overall RecordFirst Season
 2011-12 Record6-23 / 2-14 (6th East)
 Starters R/L3/2
 Letterwinners R/L7/2
 WBB Contact.....Matthew Fowler
 Office Phone(318) 357-6467
 Cell Phone(318) 663-5701
 Emailfowlerm@nsula.edu
 Office Fax.....(318) 357-4515
 Websitewww.nsudemons.com
 Press Row Phone.....(318) 357-4544

2012-13 OPPONENTS

Southeastern Louisiana

5:30 p.m. Monday, Jan. 7, 2013 (Montagne Center)
2 p.m. Saturday, March 9, 2013 (Hammond, La.)

LocationHammond, La.
 Enrollment15,602
 Founded1925
 NicknameLady Lions
 ColorsGreen and Gold
 ConferenceSouthland Conference
 Arena (Capacity)University Center (7,500)
 PresidentDr. John Crain
 Athletic Director.....Bart Bellairs
 Head CoachLori Davis Jones
 Record at School126-160 (10 seasons)
 Overall Record304-257 (18 years)
 2011-12 Record12-18/7-9 (4th East)
 Starters R/L2/3
 Letterwinners R/L5/7
 WBB ContactKemmler Chapple
 Office Phone(985) 549-3221
 Cell Phone(985) 974-5466
 Emailkemmler.chapple@selu.edu
 Office Fax(985) 549-3773
 Website.....www.LionSports.net
 Press Row Phone.....(985) 549-2326

Texas A&M-Corpus Christi

4 p.m. Saturday, Jan. 12, 2013 (Montagne Center)
5 p.m. Thursday, Feb. 7, 2013 (Corpus Christi, Texas)

LocationCorpus Christi, Texas
 Enrollment10,200
 Founded1947
 NicknameIslanders
 Colors.....Royal Blue, Green and White
 ConferenceSouthland Conference
 Arena (Capacity).....American Bank Center (8,100)
 PresidentDr. Flavius Killebrew
 Athletic DirectorScott Lazenby
 Head CoachRoyce Chadwick
 Record at School.....First Season
 Overall Record.....413-281 (22 seasons)
 2011-12 Record.....9-20/5-11 (4th West)
 Starters R/L3/2
 Letterwinners R/L11/2
 WBB ContactAmber Sleek
 Office Phone(361) 825-2831
 Cell PhoneNA
 Emailamber,sleek@tamucc.edu
 Office FaxNA
 Website.....www.GoIslanders.com
 Press Row Phone.....(361) 826-4972

Sam Houston State

5:30 p.m. Thursday, Jan. 10, 2013 (Montagne Center)
1:30 p.m. Saturday, Feb. 9, 2013 (Huntsville, Texas)

LocationHuntsville, Texas
 Enrollment17,618
 Founded1879
 NicknameBarkats
 ColorsOrange and White
 ConferenceSouthland Conference
 Arena (Capacity)Bernard G. Johnson Coliseum (6,100)
 President.....Dr. Dana Gibson
 Athletic DirectorBobby Williams
 Head CoachBrenda Welch-Nichols
 Record at School60-115 (6 seasons)
 Overall Record.....192-263 (17 seasons)
 2011-12 Record18-12 / 12-4 (1st West)
 Starters R/L4/1
 Letterwinners R/L9/3
 WBB ContactPaul Ridings
 Office Phone(936) 294-1764
 Cell Phone(281) 450-8920
 Emailridings@shsu.edu
 Office Fax(936) 294-3538
 Websitewww.gobarkats.com
 Press Row Phone.....(936) 294-1838

McNeese State

1 p.m. Saturday, Jan. 19, 2013 (Lake Charles, La.)
4 p.m. Saturday, Feb. 16, 2013 (Montagne Center)

LocationLake Charles, La.
 Enrollment8,992
 Founded1935
 Nickname.....Cowgirls
 Colors.....Royal Blue and Yellow
 ConferenceSouthland
 Arena (Capacity).....Burton Coliseum (8,000)
 PresidentDr. Philip C. Williams
 Athletic DirectorTommy McClelland
 Head CoachBrooks Donald Williams
 Record at School83-74 (5 seasons)
 Overall RecordSame
 2011-12 Record.....26-8/13-3 (2nd East)
 Starters R/L2/3
 Letterwinners R/L6/6
 WBB ContactPam LaFosse
 Office Phone(337) 475-5926
 Cell PhoneNA
 Emailplafosse@mcneese.edu
 Office Fax(337) 475-5550
 Websitewww.McNeeseSports.com
 Press Row Phone.....(337) 562-4061



2012-13 OPPONENTS

Oral Roberts

5 p.m. Thursday, Jan. 24, 2013 (Tulsa, Okla.)
4 p.m. Saturday, March 2, 2013 (Montagne Center)

LocationTulsa, Okla.
 Enrollment3,259
 Founded1963
 NicknameGolden Eagles
 ColorsNavy Blue, Vegas Gold and White
 ConferenceSouthland Conference
 Arena (Capacity)Mabee Center (10,525)
 President.....Dr. Mark Rutland
 Athletic Director.....Mike Carter
 Head Coach.....Misti Cussen
 Record at School.....First Season
 Overall RecordFirst Season
 2011-12 Record.....20-11/14-4 (2nd Summit League)
 Starters R/L2/3
 Letterwinners R/L8/7
 WBB Contact.....Rob Walden
 Office Phone(918) 495-7094
 Cell Phone(864) 200-0690
 Emailrwalden@oru.edu
 Office Fax(918) 4957142
 Websitewww.ORUGoldenEagles.com
 Press Row Phone.....(918) 495-7800

Nicholls

5:30 p.m. Tuesday, Feb. 19, 2013 (Montagne Center)
5:30 p.m. Thursday, March 7, 2013 (Thibodaux, La.)

Location.....Nacogdoches, Texas
 Enrollment6,088
 Founded1948
 Nickname.....Colonels
 ColorsRed and Gray
 ConferenceSouthland Conference
 Arena (Capacity)David R. Stopher Gym (3,800)
 President.....Dr. Stephen T. Hulbert
 Athletic Director.....Rob Bernardi
 Head CoachDoBee Plaisance
 Record at School29-86 (4 seasons)
 Overall Record.....188-309 (17 seasons)
 2011-12 Record15-16/7-9 (4th East)
 Starters R/L4/1
 Letterwinners R/L7/4
 WBB Contact.....Jamie Bustos
 Office Phone(985) 448-4281
 Cell Phone(419) 786-0415
 Emailjamie.bustos@nicholls.edu
 Office Fax.....(985) 448-4924
 Websitewww.GeauxColonels.com
 Press Row Phone.....(985) 448-4294

Central Arkansas

2 p.m. Saturday, Jan. 26, 2013 (Conway, Ark.)
5:30 p.m. Thursday, Feb. 28, 2013 (Montagne Center)

Location.....Conway, Ark.
 Enrollment11,444
 Founded1907
 NicknameSugar Bears
 ColorsPurple and Gray
 ConferenceConference USA
 Arena (Capacity)Farris Center (5,000)
 President.....Tom Courtway
 Sr. Associate AD/SWADr. Brad Teague
 Head CoachSandra Rushing
 Record at School.....First Season
 Overall Record.....403-255 (23 seasons)
 2011-12 Record24-7/14-2 (1st East)
 Starters R/L3/2
 Letterwinners R/L6/6
 WBB Contact.....Josh Goff
 Office Phone(501) 450-5695
 Cell Phone(501) 650-6886
 Emailjgoff@uca.edu
 Office Fax.....(501) 450-5740
 Websitewww.UCAsports.com
 Press Row Phone.....(501) 852-2673

Southland Conference Staff

2600 Network Boulevard, Suite 150
Frisco, Texas 75034
PHONE: (972) 422-9500
FAX: (972) 422-9225

NAME	TITLE	EXT.	EMAIL
Tom Burnett	Commissioner	101	tburnett@southland.org
Henry Archuleta	Asst. Comm./Compliance Services	102	harchuleta@southland.org
Teri Franch	Administrative Professional	100	tfranch@southland.org
Edd Henderson	Assoc. Comm./Financial Operations	105	ehenderson@southland.org
Calhoun Hipp	Director of Communications (WBB contact)	110	chipp@southland.org
Todd Lamb	Asst. Comm./Communications	107	tlamb@southland.org
Bruce Ludlow	Associate Commissioner/Operations	106	bludlow@southland.org
Stephanie McDonald	Assoc. Comm./Institutional Services	103	smcdonald@southland.org
Jenny McGhee	Assoc. Comm./External Affairs	104	jmcghee@southland.org
Chris Mycoskie	Asst. Comm./Television & Electronic Media	109	cmycoskie@southland.org
Stephanie Tracy	Assistant Director of Operations	113	stracy@southland.org
Chris Parker	Communications Assistant	108	cparker@southland.org

THIS IS LAMAR

MARY AND JOHNS GRAY LIBRARY

Exit

Entrance



LAMAR UN

Colleges & Departments

College of Arts and Sciences

Biology • Chemistry and Physics •
Computer Science • Earth and Space
Sciences • English and Modern
Languages • History • Mathematics •
Nursing • Political Science •
Psychology • Sociology, Social Work
and Criminal Justice

College of Business

Accounting and Business Law •
Economics and Finance • Information
Systems and Analysis • Management
and Marketing

College of Education and Human Development

Educational Leadership • Family and
Consumer Sciences • Health and
Kinesiology • Professional Pedagogy

College of Engineering

Chemical • Civil • Electrical
Industrial • Mechanical

College of Fine Arts and Communication

Art • Communication • Deaf Studies
and Deaf Education • Music • Theatre
and Dance • Speech and Hearing
Sciences

College of Graduate Studies



UNIVERSITY



Texas Roots. Infinite Possibilities

Lamar University provides educational opportunities that prepare graduates to meet the needs of a constantly evolving, technology-driven world. In the Information Age, the university's role has never been more vital.

Founded in 1923 as a junior college, Lamar University today is a comprehensive university offering both undergraduate and graduate degrees.

In 1995, Lamar joined The Texas State University System, which now also includes Lamar State College-Port Arthur, Lamar State College-Orange, Lamar Institute of Technology, Sam Houston State University, Texas State University-San Marcos, Sul Ross State University and Sul Ross State University Rio Grande College.

More than 74,000 graduates have received diplomas from Lamar University, and thousands more have made Lamar part of their educational experience.

Defining characteristics of Lamar are small class size, distinguished faculty and research opportunities. With enrollment of more than 14,000, the university continues to achieve academic excellence within colleges of Arts and Sciences, Business, Education and Human Development, Engineering, Fine Arts and Communication, and Graduate Studies.

Alumni repeatedly credit their success to the personal attention they received as students from tenured and tenure-track faculty, and that proud tradition continues today. More than 86 percent of the university's full-time faculty have doctoral degrees, allowing students to learn from accomplished professors. Students receive individualized attention and hands-on learning opportunities.

Lamar offers courses of study in more than 100 undergraduate programs, 47 master's degree programs and nine doctoral programs – in audiology, deaf studies/deaf education, educational leadership, chemical engineering (Ph.D) and engineering (chemical, civil, electrical, industrial, mechanical).

Each college contributes to the growth and development of the region, not only through its direct educational mission, but also through programs that provide special benefits to Southeast Texans.



MONTAGNE

The Montagne Center, which opened in 1984, is a showplace for Lamar University. Designed especially for the basketball program, the 10,080-seat arena serves the university's needs in various ways.

The facility houses the men's and women's basketball offices in addition to the golf office, the media relations office, the marketing department and video department. It is also used for concerts, commencements, banquets and other events. Continuing education classes are also held in the facility.

The arena also contains the main playing floor, two perimeter courts, a VIP room (Red Room) that overlooks both the arena floor and Provost Umphrey Stadium, the Cardinal Club Room, four locker rooms, a weight room, a players' lounge and film room, a study hall, an athletic training room and a scoreboard with a message center.

The largest, single construction item in the 80-plus year history of Lamar University, the Montagne Center was built in just 18 months (June 20, 1983-November 1984). The facility originally seated 8,000, but capacity was expanded in 1985. It is located adjacent to Cardinal Stadium on the east side of MLK Boulevard across from the main campus.

An exterior elevator facing the main parking lot was added to accommodate special-need guests to the facility.

The facility is named for A.H. (Bob) Montagne (left), who served 22 years as a Lamar University regent including 13 years as board vice chairman and 17 years as chairman of the athletic committee. The court was recently named for legendary coach Billy Tubbs and his wife Pat.



*BILLY & PAT
TUBBS COURT*



E CENTER



Annual White Out



Fast Facts

GROUNDBREAKING

June 20, 1983

FIRST GAME

Nov. 24, 1984

Wichita State 70, Lamar 65 (men)

FIRST WOMEN'S BASKETBALL GAME

Jan. 14, 1985

Lamar 63, Nicholls 60

FIRST LADY CARDINALS SCORING PLAY

Rita Bass 15-foot jumper at 19:02 of the first half vs. Nicholls (Jan. 14, 1985)

OFFICIAL DEDICATION

May 11, 1985

FACILITY NAMED FOR

The late A.H. (Bob) Montagne, a 22-year member of Lamar's board of regents

COURT NAMED FOR

Billy Tubbs and his wife, Pat. Billy Tubbs is a Lamar graduate who later served as men's basketball coach and athletic director at Lamar. Tubbs, who also coached at Oklahoma, TCU and Southwestern University, posted 641 coaching victories.

SEATING CAPACITY

10,080

LADY CARDINALS ALL-TIME MONTAGNE CENTER RECORD

202-133 (.603)

DAUPHIN ATHL

Lamar University's newest showpiece is the state-of-the-art Dauphin Athletic Complex, which serves as home to the football Cardinals and the main weight training and athletic training facility for all of Lamar's teams. This imposing and impressive, 54,000-square-foot, two-story structure contains spacious locker rooms for both the Cardinals and their visitors, a top-of-the-line training facility and an expansive weight room complete with the latest equipment. It also features a 108-seat meeting room with theater seating, video screens and televisions, a players' study hall, a players' lounge and upstairs offices with breathtaking, views overlooking the playing field. The complex, which is located directly across from the Montagne Center at the south end of Provoost Umphrey Stadium, also contains offices for Lamar University athletic senior staff members and the Charline and Robln Dauphin Football Office Suite, in honor of their \$200,000 gift through the Sidney and Charline Dauphin Foundation.



ETIC COMPLEX



SPORTS PERFORMANCE

In the fall of 2008, the Montagne Center received a new 1,000-square-foot weight room, allowing the Lamar basketball teams access to state-of-the-art equipment.

The teams also utilize the impressive exercise equipment in the Dauphin Athletic Complex.

Weight Room Features:

- 3 full-size racks with multi-angle benches
- 2 lat pulldown machines
- 2 seated row machines
- 1 rear delt machine
- 1 shoulder-press machine
- 3 treadmills



ATHLETIC TRAINING

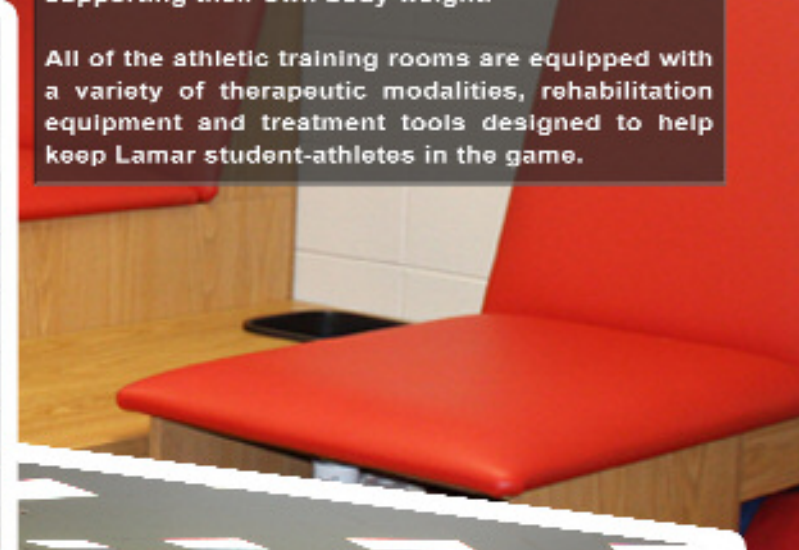


The Lamar University Athletic Training Staff aims to provide the highest level of sports medicine care to keep men's basketball student-athletes on the court. The staff uses processes which combine care, prevention and rehabilitation with the supervision of nutritional and physiological needs of each student-athlete.

The women's basketball team utilizes the Montagne Center training room, which underwent a \$12,000 renovation in October of 2008. There are also athletic training rooms in the Dauphin Athletic Complex, McDonald Gym and the Soccer Complex.


The Beaumont Bone and Joint Institute Sports Medicine Facility is located in the Dauphin Athletic Complex. It contains a Hydroworx 1200, an in-ground aquatic rehabilitation pool which allows student-athletes to rehabilitate injuries without supporting their own body weight.

All of the athletic training rooms are equipped with a variety of therapeutic modalities, rehabilitation equipment and treatment tools designed to help keep Lamar student-athletes in the game.



REC SPORT

SHELLA UMPHREY



SPORTS CENTER

Facility Highlights

The upgrade of facilities at Lamar University is not confined to the athletic department. A recent addition to the campus landscape was a massive renovation and expansion for the creation of the Sheila Umphrey Recreational Sports Center, located next to the Setzer Student Center.

The \$19 million dollar, 129,550-square-foot center includes 13,000 square feet of cardiovascular and free-weight training; a 1/10 mile walking/jogging track; rooms for aerobics, yoga, martial arts and dance; five racquetball, handball and squash courts; a 43-foot climbing wall; a health food café and juice bar; courts for basketball, volleyball, badminton, indoor soccer, roller hockey and indoor tennis; lounge areas with pool tables; an outdoor putting green; and air hockey, foosball, video games and TVs.

Student-Athlete Features

While the majority of the facility is open to all LU students, the West end of the complex is used exclusively by Cardinal student-athletes, coaches and staff. This is where you will find an athletic training room, four academic study rooms, a computer lab with a dozen workstations and a student-athlete lounge. The area is also home to the Lamar volleyball program and historic McDonald Gym, along with coaches' offices for men's and women's tennis, track & field and volleyball.



STUDENT ATHLETE EXPERIENCE

CHAMPS/Life Skills Program

The CHAMPS/Life Skills Program was developed by the NCAA to prepare student-athletes for the challenges of life beyond the playing field.

Based on the premise that student-athletes, by virtue of their involvement in athletics, have a difficult time accessing campus-wide student activities, programming and experiences, the CHAMPS/Life Skills Program is designed to provide student-athletes with education and experiences to assist them in bridging the gap from college life to professional life and to make meaningful contributions to their communities.

The program was designed to reach each student-athlete based on his or her individual needs, focusing on the person as a whole — academically, athletically and emotionally — and on the changing needs and skills of that person in the years during and after college.

The program stresses five points of learning. The five areas of commitment viewed as critical to personal growth include: academic excellence, athletics excellence, personal development, service and career development. For instance, the academic commitment focuses on study skills, goal-setting, time management, while personal development may include fiscal responsibility, stress management and sports nutrition.

Some of the activities that are scheduled annually for the student-athletes include a welcome for all freshmen and transfers to kickoff the new year. The athletics department staff and other university staff attend and interact with the new student-athletes and welcome them to Lamar University.

Guest speakers will be brought in throughout the year to help the student-athletes cope with the rigors of balancing college life with academics and athletics.




Student Athlete Advisory Committee

The Lamar Student Athlete Advisory Committee offers input on the rules, regulations and policies that affect student-athletes' lives. The SAAC is dedicated to promoting a positive student-athlete image within the athletic programs and creating the executive leaders of tomorrow.

The mission of the NCAA and Lamar University's SAAC is to enhance the total student-athlete experience by promoting opportunity, protecting student-athlete welfare and fostering a positive student-athlete image.

ATHLETIC EXCELLENCE



Lamar Athletics Mission Statement

Lamar University is committed to an intercollegiate athletic program that embodies academic, athletic and financial integrity. This constancy must be manifest primarily in an athletic program which is always in concert with the overall mission of the University and complements the values and goals of higher education. As a part of the total educational process at Lamar, the intercollegiate athletic program should bring pride, admiration and loyalty to the University. In this context, the Lamar University intercollegiate athletic program will benefit the student body, alumni, faculty, staff and local community through the development of esprit de corps. The soundness of the athletic program must also be evident in a commitment to enhance the educational growth and development of student-athletes and to abide by the letter and spirit of the rules and regulations set forth by the National Collegiate Athletic Association and The Southland Conference.



SOUTHEAST & THE GOLDEN TRIANGLE



Facts About The Region

Population

Beaumont: 114,000
Golden Triangle: 364,555
Within 65 miles: 701,420

Location

78 miles northeast of Galveston
85 miles east of Houston
260 miles west of New Orleans
290 miles southeast of Dallas

Climate

Beaumont enjoys warm, moderate days
with an average temperature of 72 degrees

Recreation

13 Golf Courses
2 Bowling Alleys
2 Movie Theaters
39 Parks and Playgrounds
19 Swimming Pools
3 Sand Volleyball Courts

Attractions

McFaddin-Ward House
Spindletop/Gladys City Boomtown Museum
Babe Didrikson Zaharias Museum
Big Thicket National Preserve
Pleasure Island
Sea Rim State Park
Texas Energy Museum
Art Museum of Southeast Texas
Dishman Art Gallery

AT TEXAS

ANGLE



BEAUMONT



TEXAS WITH A LITTLE SOMETHING EXTRA.

About Beaumont

Founded in the early 1800s, Beaumont offers a myriad of activities for people who enjoy the outdoors as well as museums, galleries and historic homes. Southeast Texas is a natural and cultural crossroads, rich in history and offering the best of several different worlds to visitors and residents alike.

Beaumont's history is one of the more interesting aspects of the city that came of age at the turn of the century. On Jan. 10, 1901, the first great oil well in the world, the Anthony F. Lucas Gusher, blew at Spindletop. The population of Beaumont had been 8,500, but within a month of the discovery of oil, the population rose to 30,000 people. The Spindletop/Gladys City Boomtown Museum on Lamar's campus re-creates the event.

Much more than a college town, Beaumont's climate and location make outdoor activity a year-round past-time. Nearly two million people a year enjoy their leisure time at the Beaumont area's parks, lakes, beaches and wooded areas.

For those in search of indoor entertainment, Beaumont has always taken pride in its abundance of fine cultural activities. Known for its many museums, Beaumont also boasts of some of the finest art, music and dance opportunities in the area.

The region is birthplace to music legends George Jones, J.P. Richardson a.k.a. "The Big Bopper," Janis Joplin and country music stars Mark Chesnutt, Clay Walker and Tracy Byrd. Former NFL head coach Jimmy Johnson is also a native of the Beaumont area as was Babe Didrikson Zaharias, considered by many as the greatest female athlete of all time.

Lamar University also benefits greatly from Beaumont's numerous media outlets. Two area newspapers and three television networks cover LU athletics on a regular basis and reach more than half a million people.

The cuisine, recreation, location, art and music make Beaumont a great place to live and work, and go to school.



LAMAR UNIVERSITY

Physical Plant



1. Mamie McFaddin Ward
2. Dishman Art Museum
3. Art
4. University Theatre/KVLU
5. Music (Rothwell Recital Hall)
6. Health & Human Performance Complex A&B
7. Hayes Biology
8. Science Auditorium
9. Theater Arts
10. Social & Behavioral Sciences
11. Geology
12. Archer Building
13. Galloway Business
14. Montagne Center
15. Provost Umphrey Stadium and W.S. "Bud" Leonard Field
16. Chemistry
17. Ty Terrell Track
18. Sheila Umphrey Recreational Sports Center and McDonald Gym
19. Setzer Student Center
20. Carl Parker
21. Setzer Center Bookstore
22. Lucas Engineering
23. Wimberly (Admissions)
24. Visitors Parking
25. Plummer (Administration)
26. Communication Building
27. Post Office/Police
28. Family & Consumer Sciences
29. Mary & John Gray Library
30. Engineering Research Center
31. Cherry Engineering
32. Newman Catholic Center
33. Church of Christ Student Center
34. Honors Program
35. Latter Day Saints Student Center
36. Health Center
37. Cardinal Village III
38. Wesley Foundation Methodist Center
39. Baptist Student Center
40. Dining Hall
41. Texas Success Initiative/Developmental Studies (former ROTC Bldg.)
42. Maes
43. Cardinal Village I
44. Cardinal Village II
45. Education
46. Hydraulics Lab
47. Speech and Hearing
48. Cardinal Village V
49. Cardinal Village IV
50. John Gray Center University Advancement
51. Brooks-Shivers Hall
52. Golf Driving Range
53. Vincent-Beck Stadium
54. Early Childhood Development Ctr.
55. Human Resources
56. Soccer Complex

2012-13 LAMAR UNIVERSITY WOMEN'S BASKETBALL RADIO-TV CHART



1
Gia Ayers



3
Chantelle Brockett



4
Celeste Laredo



5
Kalis Loyd



12
Asia Booker



14
Carenn Baylor



15
Caroline Adesulu



20
Jameisha Edwards



22
Francesca Bellatin



23
Shaniqua Dogins



24
Alice Robinson



25
Dominique Edwards



30
Taylor Hays



32
Shauna Long



42
Bobbi Taylor



44
Jasmin Henderson



**HEAD
COACH**
Larry Tidwell



**ASSISTANT
COACH**
John Ishee



**ASSISTANT
COACH**
Ashley Crawford



**RECRUITING
COORDINATOR**
Sunny Vadopalaite



LAMAR
24

LAMAR
17

LAMAR
4

LAMAR
1

LAMAR
20

LAMAR
25

LAMAR
14

LAMAR
23

LAMAR
13

LAMAR
42

LAMAR
3

LAMAR
2

LAMAR
1

LAMAR
1

LAMAR
1

LAMAR
1

LAMAR
1

LAMAR
1

LAMAR
1

LAMAR
1