

THE
XITH OLYMPIC GAMES
BERLIN, 1936

OFFICIAL REPORT

VOLUME II

BY

ORGANISATIONSKOMITEE FÜR DIE XI. OLYMPIADE BERLIN 1936 E.V.

PUBLISHED BY WILHELM LIMPERT, BERLIN, S.W. 68

Olympic Games are the testing grounds for the competitive spirit, which is not only the foundation of happiness and the security of nations, but of human progress in general. To the courageous, self-sacrificing and persevering belongs the crown.

Hermann Göring



Athletics

Marathon Race

OLYMPIC VICTOR: Kitei Son (Japan), 2:29:19.2 hrs.

Second: Ernest Harper (Great Britain), 2:31:23.2 hrs.

Third: Shoryu Nan (Japan), 2:31:42.0 hrs.

Athens, 1896:	S. Louis (Greece)	2:55:20.0 hrs. for 40,000 km.
Paris, 1900:	M. Theato (France)	2:59:45.0 hrs. for 40,000 km.
St. Louis, 1904:	Th. Hicks (U.S.A.)	3:28:53.0 hrs. for 40,000 km.
London, 1908:	J. Hayes (U.S.A.)	2:55:18.4 hrs. for 42,260 km.
Stockholm, 1912:	K. McArthur (Union of South Africa)	2:36:54.8 hrs. for 42,200 km.
Antwerp, 1920:	H. Kohlemainen (Finland)	2:32:35.8 hrs. for 42,195 km.
Paris, 1924:	A. Stenross (Finland)	2:41:22.6 hrs. for 42,195 km.
Amsterdam, 1928:	A. El Ouafi (France)	2:32:57.0 hrs. for 42,195 km.
Los Angeles, 1932:	J. Zabala (Argentina)	2:31:36.0 hrs. for 42,195 km.

Entries and participation. Entered: 28 nations with 59 athletes. Competed: 27 nations with 56 athletes.

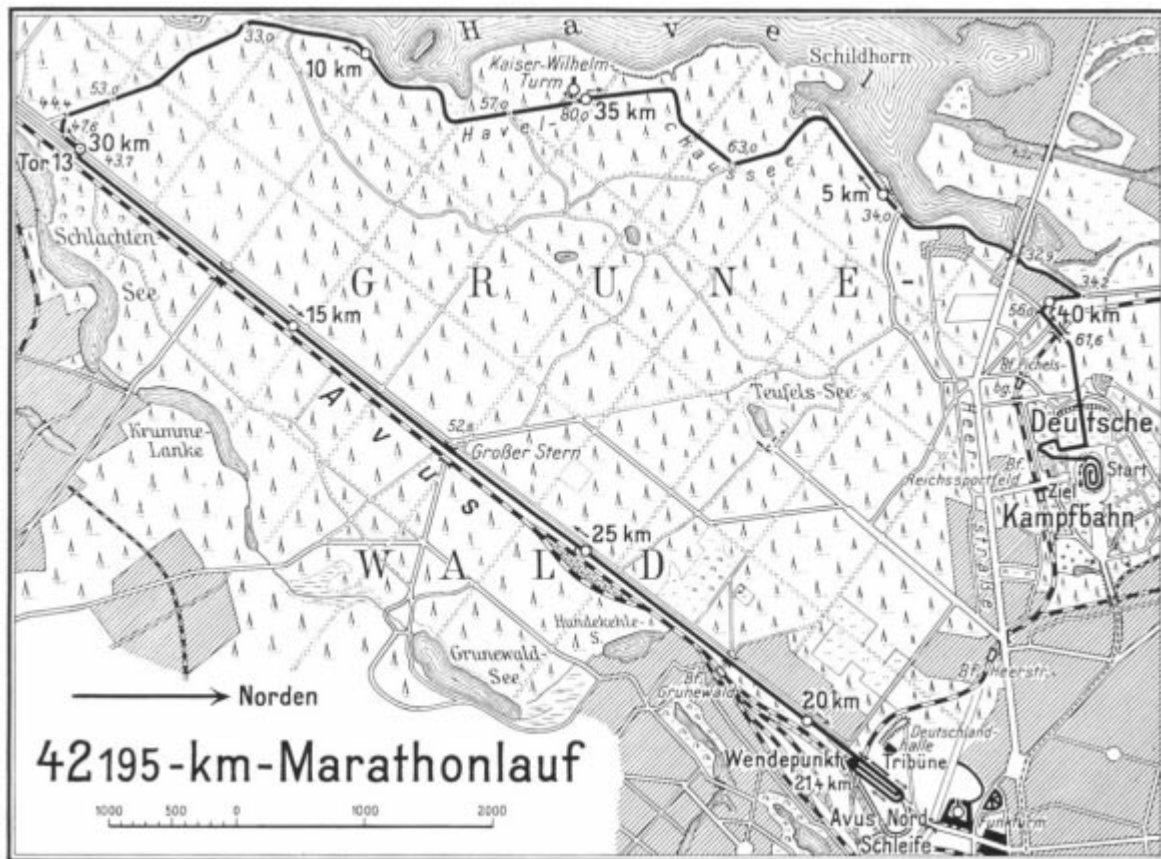
Maximum number of entries and competitors: 3 per nation

RECORDS BEFORE THE OLYMPIC GAMES

The World Record of the Marathon Race is not registered. The Olympic Record was 2:31:36.0 hrs. for 42,195 kms., established by J. Zabala (Argentina), Los Angeles, 1932.

August 9th • 3.00 p.m.

Course and Control Posts: Start at the 100 m. starting line of the Olympic Stadium. Nearly one complete round over the Stadium track to the Marathon Tunnel Gate-May Field-Angerburg-Allee-Havelchusssee-4.0 kms.: Am Rupenhorn -6.0 kms.: at Schildhorn-8.0 kms.: Grunewald Tower-10.0 kms.: to the South of Lindwerder-12.0 kms.: about 750 m. before the Anus entrance-15.0 kms.: Avus-18.0 kms.: Avus-21.1 kms.: Turning in the Avus north curve-25.0 kms.: Avus-28.0 kms.: Avus-29.6 kms.: Avus, exit-31.0 kms.: Havelchusssee near Gr. Fenster-33.0 kms.: near Lindwerder-35.0 kms.: 800 m. behind the Grunewald Tower-37.0 kms.: North of Schildhorn-39.0 kms.: Beginning of the Angerburg-Allee-40.0 kms.: Glockenturmstrasse near Reich Sport Field limit-41.0 kms.: Reich Sport Field (east end of the May Field)-Marathon Tunnel Gate-Finish: at the finish of the short distance track (150 m. on the track of the Stadium). Total length: 42,195 kms.





Having left the Stadium, the Marathon runners begin the long, gruelling contest. Zabala, the victor of 1932, led the field over the first half of the course.



Left:
Harper (Great Britain) competed hour after hour with Son (Japan). The runners at the turning point after having covered 25 kilometres.

Right:
Son has left Harper behind. The Japanese runner completes the 39th kilometre.



Stretch Conditions: Except for a few short stretches of stone pavement, asphalt, macadam and tar roads (cement on the Avus). The route was to a large extent bordered by utilizable, well-trodden sand paths. Approximately 22 kms. were shaded completely, about 16 kms., in half shade. Lowest point 31.6 m. above sea level. Highest point about 80.0 m. above sea level. Steepest grade 30 m. per km. length (at the Grunewald Tower).

Weather: Dry, sunny weather; temperature between 22.3° and 21° C.; no influencing wind


- | | | |
|----------------------------------------------|-------------------------|---------------------------------------------|
| 1. Son (Japan) | 2:29:19.2 ¹⁾ | |
| 2. Harper (Great Britain) | 2:31:23.2 ¹⁾ | |
| 3. Nan (Japan) | 2:31:42.0 | |
| 4. Tamila (Finland) | 2:32:45.0 | |
| 5. Muinonen (Finland) | 2:33:46.0 | |
| 6. Coleman (Union of South Africa) | 2:36:17.0 | |
| 7. Robertson (Great Britain) | 2:37:06.2 | 19. Luňák (Czechoslovakia) |
| 8. Gibson (Union of South Afr.) | 2:38:04.0 | 20. Meskens (Belgium) |
| 9. Tarkainen (Finland) | 2:39:33.0 | 21. Takač (Czechoslovakia) |
| 10. Enochsson (Sweden) | 2:43:12.0 | 22. Wöber (Austria) |
| 11. Kyriakides (Greece) | 2:43:20.9 | 23. Gall (Rumania) |
| 12. Khaleb (France) | 2:45:34.0 | 24. Nevens (Belgium) |
| 13. Palmé (Sweden) | 2:46:08.4 | 25. Andersen, H. (Denmark) |
| 14. Tuschek (Austria) | 2:46:29.0 | 26. Mendoza (Peru) |
| 15. Bartlett (Canada) | 2:48:21.4 | 27. Lalande (Union of South Afr.) |
| 16. Duval (France) | 2:48:39.8 | 28. Motmillers (Latvia) |
| 17. Dias (Portugal) | 2:49:00.0 | 29. Braesicke (Germany) |
| 18. Kelley (U.S.A.) | 2:49:32.4 | 30. Wyer (Canada) |
| | | 31. Leheurteur (France) |
| | | 32. Rothmayer (Austria) |
| | | 33. Gancarz (Poland) |
| | | 34. Beer (Switzerland) |
| | | 35. Suarez (Peru) |
| | | 36. Haralambieff (Bulgaria) |
| | | 37. Swami (India) |
| | | 38. Šulc (Czechoslovakia) |
| | | 39. Eha (Switzerland) |
| | | 40. Wang (China) |
| | | 41. Sporn (Yugoslavia) |
| | | 42. Farias (Peru) |

Withdrew: Zabala (Argentina), Brown (U.S.A.), Oliva (Argentina), Shiwaku (Japan), de Bruyn (Germany), Barsicke (Germany), Mendes (Portugal), Genghini (Italy), Bulzone (Italy), McMahon (U.S.A.), Acosta (Chile), Fialka (Poland), Webster (Canada), Norris (Great Britain).

1) Better than the Olympic Record.

Upper right:
The victory ceremony.
The Japanese stand with bowed heads as their national anthem is played. Son (Japan), first, Harper (Great Britain), second, Nan (Japan), third.

The victor at the finish





Intermediate Times and Intermediate Positions

Leading Groups

km.	First	Second	Third	Fourth	Fifth
4.0	Zabala ... 0:13:04.0	Dias 0:13:34.0	Lalande .. 0:	Brown ...	Meskense .. 0:
6.0	Zabala ... 0:19:41.0	Dias 0:20:11.0	Harper .. 0:20:21.0	Son 0:20:23.0	Brown ... 0:20:30.0
8.0	Zabala ... 0:26:18.0	Dias 0:27:01.0	Harper .. 0:27:36.0	Son 0:27:36.0	Brown ... 0:27:38.0
10.0	Zabala ... 0:32:30.0	Dias 0:33:15.0	Brown ... 0:33:55.0	Harper .. 0:34:10.0	Son 0:34:10.0
12.0	Zabala ... 0:39:21.0	Dias 0:40:29.0	Brown ... 0:41:15.0	Harper .. 0:41:17.0	Son 0:41:18.0
15.0	Zabala ... 0:49:45.0	Dias 0:51:25.0	Harper .. 0:51:55.0	Son 0:51:55.0	Brown ... 0:52:10.0
18.0	Zabala ... 1:00:00.0	Dias 1:02:12.0	Harper .. 1:02:18.0	Son 1:02:19.0	Enochsson 1:03:13.0
21.1	Zabala ... 1:11:29.0	Son 1:12:19.0	Harper .. 1:12:19.0	Dias 1:12:29.0	Enochsson 1:12:34.0
25.0	Zabala ... 1:23:17.0	Harper .. 1:24:49.0	Son 1:24:49.0	Brown ... 1: 26:29.0	Coleman . 1:26:29.0
28.0	Zabala ... 1:34:57.0	Son 1:35:29.0	Harper .. 1:35:31.0	Coleman . 1:37:41.0	Brown ... 1:37:59.0
31.0	Son 1:46:20.0	Harper .. 1:46:36.0	Zabala ... 1:48:37.0	Coleman . 1:48:24.0	Tamila ... 1:49:41.0
33.0	Son 1:53:27.0	Harper .. 1:53:52.0	Muinonen 1:57:07.0	Tamila ... 1:57:07.0	Coleman . 1:57:07.0
35.0	Son 2:01:11.0	Harper .. 2:01:56.0	Nan 2:04:51.0	Muinonen 2:04:56.0	Tamila ... 2:04:56.0
37.0	Son 2:08:33.0	Harper .. 2:09:33.0	Nan 2:11:48.0	Tamila ... 2:12:13.0	Muinonen 2:12:13.0
39.0	Son 2:15:36.0	Harper .. 2:16:46.0	Nan 2:17:51.0	Tamila ... 2:18:11.0	Muinonen 2:18:21.0
40.0	Son 2:19:40.0	Harper .. 2:21:07.0	Nan 2:22:45.0	Tamila ... 2:23:40.0	Muinonen 2:24:03.1
41.0	Son 2:23:53.0	Harper .. 2:25:33.0	Nan 2:26:36.0	Tamila ... 2:26:58.0	Muinonen 2:27:59.0
Finish	Son 2:29:19.2	Harper .. 2:31:23.2	Nan 2:31:42.0	Tamila ... 2:32:45.0	Muinonen 2:33:46.0

Intermediate Positions of the First Ten Finalists

Name	Final Place	4.0	6.0	8.0	10.0	12.0	15.0	18.0	21.1	25.0	28.0	31.0	33.0	35.0	37.0	39.0	40.0	41.0
Son	1	The runners came in so quickly one after the other that the exact sequence could not be established (neither through information nor through control posts)			5	5	3	4	2	3	2	1	1	1	1	1	1	1
Harper	2				4	4	4	3	3	2	3	2	2	2	2	2	2	2
Nan	3				33	28	25	16	15	13	11	10	7	3	3	3	3	3
Tamila	4				18	14	14	12	12	10	8	5	4	5	4	4	4	4
Muinonen ...	5				16	15	13	11	11	9	7	6	3	4	5	5	5	5
Coleman	6				13	10	8	6	6	5	4	4	5	6	6	6	6	6
Robertson ...	7				30	26	19	17	17	14	13	11	10	10	10	7	7	7
Gibson	8				8	7	9	7	7	8	6	8	8	8	9	9	9	8
Tarkiainen ..	9				9	8	11	13	13	10	9	7	6	7	7	8	8	9
Enochsson ...	10				10	12	6	5	5	6	11	10	10	11	11	10	10	10



Final: The group is still compact, the Frenchman, Relolle, leading and the Finns making no attempt to overtake him.

3000 Metre Steeplechase

OLYMPIC VICTOR: Volmar Iso Hollo (Finland), 9:03.8 min.

Second: Kaarlo Tuominen (Finland), 9:06.8 min.

Third: Alfred Dompert (Germany), 9:07.2 min.

Paris, 1900: G. Orton (Great Britain) 7:34.4 min. (2,500 m.)

Antwerp, 1920: P. Hodge (Great Britain) 10:00.8 min. (3,000 m.)

St. Louis, 1904: J. Lightbody (U.S.A.) 7:39.6 min. (2,590 m.)

Paris, 1924: W. Ritola (Finland) 9: 33.6 min. (3,000 m.)

London, 1908: A. Russell (Great Britain) 10:47.8 min. (3,200 m.)

Amsterdam, 1928: T. Loukola (Finland) 9: 21.8 min. (3,000 m.)

Los Angeles, 1932: V. Iso Hollo (Finland), 10:33.4 min. (3,450 m.)

Entries and participation. Entered: 15 nations with 33 athletes. Competed: 13 nations with 28 athletes

Maximum number of entries and competitors: 3 per nation

RECORDS BEFORE THE OLYMPIC GAMES

World Record: Not registered.—Olympic Record: 9:14.6 min., V. Iso Hollo (Finland), Los Angeles, 1932, in the first Round.



The third from the last lap. The Finns have increased their pace, behind them the American, Manning, and German, Dompert.

Heats • August 3rd • 6.00 p.m.

Weather: Overcast sky; drizzling rain at times; temperature about 16°C.; side wind of 2.4 m. per sec. velocity on the track

The four best of each heat qualify for the Final

1st Heat	2nd Heat	3rd Heat
1. Dompert (Germany) 9:27.2	1. Iso Hollo (Finland) 9:34.0	1. Tuominen (Finland) 9:40.4
2. Matilainen (Finland) 9:28.4	2. Manning (U.S.A.) 9:34.8	2. McCluskey (U.S.A.) 9:45.2
3. Wihtols (Latvia) 9:28.8	3. Heyn (Germany) 9:41.2	3. Rerolle (France) 9:50.6
4. Dawson (U.S.A.) 9:29.2	4. Holmqvist (Sweden) 9:44.4	4. Larsson (Sweden) 9:52.4
5. Evenson (Great Britain) 9:41.2	5. Szilágyi (Hungary) 9:53.4	5. Ginty (Great Britain) 9:56.6
6. Ekman (Sweden) 9:43.2	6. van Rumst (Belgium) 10:05.0	6. Tanaka (Japan) 10:00.4
Also ran: Cuzol (France), Lippi (Italy), Hošek, B. (Czechoslovakia)	Also ran: Desroches (France), Imai (Japan), Hošek, V. (Czechoslovakia)	Also ran: Betti (Italy), Simacek (Austria), Hušek (Czechoslovakia), Raff (Germany)



Left:
The Finns
still reveal
reserve
strength
in their
final spurt.



Right:
Iso Hollo
crosses the
line, victor
in 1932
and 1936.



Left:
Iso Hollo,
Matilainen
and
Dompert,
who
succeeded
in defeating
the third
Finnish
runner.

FINAL

August 8th . 4.00 p.m.

Weather: Overcast sky; dry weather; temperature about 19° C.; back wind of 1.5 m. per sec. velocity from the side on the back stretch

1. Iso Hollo (Finland)	9:03.8 ¹⁾	
2. Tuominen (Finland)	9:06.8 ¹⁾	
3. Dompert (Germany)	9:07.2 ¹⁾	
4. Matilainen (Finland)	9:09.0 ¹⁾	
5. Manning (U.S.A.)	9:11.2 ¹⁾	
6. Larsson (Sweden)	9:16.6	
7. Wihtols (Latvia).....	9:18.8 ²⁾	10. McCluskey (U.S.A.)
8. Dawson (U.S.A.)	9:21.2 ²⁾	11. Rerolle (France)
9. Heyn (Germany)	9:26.4 ²⁾	12. Holmqvist (Sweden) withdrew

¹⁾ Better than the Olympic Record. ²⁾ Decided by time camera.



Not only his hurdling technique but his running ability as well assured Towns the Olympic victory.

110 Metre Hurdles

OLYMPIC VICTOR: Forrest Towns (U.S.A.), 14.2 sec.

Second: Donald Finlay (Great Britain), 14.4 sec.

Third: Frederik Pollard (U.S.A.), 14.4 sec.

Athens, 1896: W. Curtis (U.S.A.)	17.6 sec. for 100 m.	Stockholm, 1912: F. Kelly (U.S.A.)	15.1 sec. for 110 m.
Paris, 1900: A. Kränzlein (U.S.A.)	15.4 sec. for 100 m.	Antwerp, 1920: E. Thompson (Canada)	14.8 sec. for 110 m.
St. Louis, 1904: F. Schule (U.S.A.)	16.0 sec. for 110 m.	Paris, 1924: D. Kinsey (U.S.A.)	15.0 sec. for 110 m.
London, 1908: F. Smithson (U.S.A.)	15.0 sec. for 110 m.	Amsterdam, 1928: S. Atkinson (Union of South Africa)	14.8 sec. for 110 m.
Los Angeles, 1932: G. J. Saling (U.S.A.), 14.6 sec. for 110 m.			

Entries and participation. Entered: 21 nations with 35 athletes. Competed: 20 nations with 31 athletes
Maximum number of entries and competitors: 3 per nation

RECORDS BEFORE THE OLYMPIC GAMES


World Record: 14.2 sec., S. Beard (U.S.A.), 1934.—Olympic Record: 14.4 sec., G. J. Saling (U.S.A.), Los Angeles, 1932, in the First Round.

First Round · August 5th · 4.30 p.m.

Weather: Sunny; temperature about 17° C.; wind velocity 2.8 m. per sec. on the track; wind coming diagonally from behind

The two best of each heat qualify for the Semi-Finals

1st Heat		2nd Heat		3rd Heat	
1. Lavery (Union of South Africa) ...	15.0	1. Pollard (U.S.A.)	14.7	1. Finlay (Great Britain)	14.7
2. O'Connor (Canada)	15.1	2. Thornton (Great Britain)	15.0	2. Murakami (Japan)	15.3
3. Mantikas (Greece)	15.2	3. Langmayr (Austria)	15.1	3. Worrall (Canada)	15.6
4. Thomsen (Denmark)		4. Welscher (Germany)		4. Darey (Brazil)	
5. Bosmans (Belgium)		5. Wong (China)		5. Kománek (Czechoslovakia)	
6. Huruta (Japan)					
4th Heat		5th Heat		6th Heat	
1. Staley (U.S.A.)	15.0	1. Towns (U.S.A.)	14.5	1. Lidman (Sweden)	14.9
2. Lavenas (Argentina)	15.1	2. Wegner (Germany)	15.1	2. Ivanovič (Yugoslavia)	15.1
3. Pilbrow (Great Britain)	15.5	3. Leitner (Austria)	15.3	3. Caldana (Italy)	15.1
4. Skiadas (Greece)		4. Kunz (Switzerland)		4. Watson (Australia)	
5. Ling (China)		5. Shimizu (Japan)		5. White (Philippine Islands)	



Forrest Towns wins the first semi-final heat of the 110 metre hurdles in 14.1 seconds, thus breaking both the Olympic and world record.

Semi-Finals • August 6th • 3.00 p.m.

Weather: Sunny; temperature about 18° C.; slight wind, which, however, permitted recognition of records

The three best of each heat qualify for the Final

1st Heat		2nd Heat	
1. Towns (U.S.A.)	14.1 ¹⁾	1. Finlay (Great Britain)	14.5
2. Lidman (Sweden)	14.5	2. Pollard (U.S.A.)	14.6
3. Thornton (Great Britain)	14.7	3. O'Connor (Canada)	15.0
4. Staley (U.S.A.)		4. Ivanović (Yugoslavia)	
5. Murakami (Japan)		5. Wegner (Germany)	
6. Lavenas (Argentina)		6. Lavery (Union of South Africa)	
Lanes from inside to outside		Lanes from inside to outside	
Thornton—Murakami—Staley		Wegner—O'Connor—Laver—Pollard—	
Lavenas—Lidman—Towns		Finlay—Ivanovic	

FINAL

August 6th • 5.45 p.m.

1. Towns (U.S.A.)	14.2 ¹⁾
2. Finlay (Great Britain)	14.4 ²⁾
3. Pollard (U.S.A.)	14.4 ²⁾
4. Lidman (Sweden)	
5. Thornton (Great Britain)	
6. O'Connor (Canada)	
Lanes from inside to outside	
Finlay—Towns—Lidman—Thornton—	
O'Connor—Pollard	

¹⁾ Better than the World and Olympic Record. ²⁾ Equal to the Olympic Record.



Above: In the second pre-final heat Finlay (Great Britain), who is still in second place, passed Pollard (U.S.A.) and won.
Below: Towns (U.S.A.) won the final, behind him Pollard (U.S.A.), who through upsetting a hurdle was forced to concede second place to Finlay (Great Britain).





At the first curve of the final race in the 400 metre hurdle event Loaring (Canada) (72), who later won second place, is slightly ahead of the field, but the finishing line is still far ahead. In front: Hardin and White.

400 Metre Hurdles

OLYMPIC VICTOR: Glenn Hardin (U.S.A.), 52.4 sec.

Second: John Loaring (Canada), 52.7 sec.

Third: Miguel White (Philippine Islands), 52.8 sec.

Paris, 1900: J. Tewkesbury (U.S.A.)..... 57.6 sec.

Antwerp, 1920: F. Loomis (U.S.A.) 54.0 sec.

St.Louis, 1904: H. Hilman (U.S.A.)..... 53.0 sec.

Paris, 1924: F. Taylor (U.S.A.)..... 52.6 sec.

London, 1908: C. Bacon (U.S.A.)..... 55.0 sec.

Amsterdam, 1928: Lord Burghley (Great Britain) 53.4 sec.

Los Angeles, 1932: Robert N. M. Tisdal (Ireland), 51.8 sec. (not accepted as Record)

Entries and participation. Entered: 22 nations with 38 athletes. Competed: 20 nations with 32 athletes
Maximum number of entries and competitors: 3 per nation

RECORDS BEFORE THE OLYMPIC GAMES

World Record: 50.6 sec., G. Hardin (U.S.A.), 1934.—Olympic Record: 52.0 sec., G. Hardin (U.S.A.), Los Angeles, 1932.



Above: Deep earnestness on the faces of the victors during the ceremony. White (Philippine Islands) in front of the victor, Hardin (U.S.A.).



Left: Relaxation and joy after a race well run. Hardin and Loaring.

Right: Hardin's greeting to the folks at home.





The last hurdle in the final. Hardin is leading by a safe margin while Loaring and White battle for second place.

First Round • August 3rd • 3.00 p.m.

Weather: Slightly damp ground; overcast sky; temperature between 19° and 20° C.; wind velocity on the track about 2.7 m. per sec.; on the back stretch, diagonal facing wind; on the home stretch, diagonal following wind

The two best of each heat qualify for the Semi-Finals

1st Heat		2nd Heat		3rd Heat	
1. Kovics (Hungary)	53.7	1. Nottbrock (Germany)	54.7	1. White (Philippine Islands)	53.4
2. Bosmans (Belgium)	53.8	2. Schofield (U.S.A.)	54.8	2. Loaring (Canada)	54.3
3. Joye (France)	54.1	3. Facelli (Italy)	55.1	3. Watson (Australia)	54.5
4. Fukuda (Japan)	56.8	4. Worrall (Canada)	55.5	4. Ichihara (Japan)	54.7
		5. Gaillard (France)	56.4	5. Skiadas (Greece)	55.3
		6. Banščak (Yugoslavia)	61.5	6. Mori (Italy)	55.6
4th Heat		5th Heat		6th Heat	
1. Patterson (U.S.A.)	54.4	1. Mantikas (Greece)	53.8	1. Hardin (U.S.A.)	53.9
2. Lavenas (Argentina)	54.5	2. Magalhães Padilha (Brazil)	54.2	2. Kürten (Germany)	54.6
3. Scheele (Germany)	54.6	3. Ivanovič (Yugoslavia)	54.7	3. Leitner (Austria)	54.9
4. Ridi (Italy)	55.5	4. Rushton (Union of South Africa) ..	55.2	4. Berndt (Austria)	57.6
5. Malasig (Philippine Islands)	56.1	5. Areskoug (Sweden)	55.7	5. Sheffield (Great Britain)	58.1
		6. Fritsch (Chile)	58.3		

Semi-Finals • August 4th • 3.00 p.m.

Weather: Overcast sky; dry ground; temperature about 19.6° C.; counter wind of 3.7 m. per sec. velocity on the back stretch

The three best of each heat qualify for the Final

1st Heat		2nd Heat	
1. Hardin (U.S.A.)	53.2	1. Patterson (U.S.A.)	52.8
2. White (Philippine Islands)	53.4	2. Loaring (Canada)	53.1
3. Mantikas (Greece)	53.5	3. Magalhães Padilha (Brazil)	53.3
4. Schofield (U.S.A.)	53.5	4. Bosmans (Belgium)	53.4
5. Lavenas (Argentina)	54.5	5. Kovács (Hungary)	54.0
6. Kürten (Germany)	54.5	6. Nottbrock (Germany)	54.8

Lanes from inside to outside
Kürten—Mantikas—Lavenas—White—
Schofield—Hardin

Lanes from inside to outside
M. Padilha—Nottbrock—Bosmans—
Patterson—Loaring—Kovács

FINAL

August 4th • 5.30 p.m.

1. Hardin (U.S.A.)	52.4
2. Loaring (Canada)	52.7
3. White (Philippine Islands)	52.8
4. Patterson (U.S.A.)	53.0
5. Magalhães Padilha (Brazil)	54.0
6. Mantikas (Greece)	54.2

Lanes from inside to outside
Patterson—Mantikas—Loaring—
M. Padilha—White—Hardin



Final in the 400 metre relay race: Owens, the first runner on the American team, has given the baton to Metcalfe. Canada and Italy are seen in the act of passing on the baton.

400 Metre Relay

OLYMPIC VICTOR: U.S.A., 39.8 sec.

Second: Italy, 41.1 sec.

Third: Germany, 41.2 sec.

Stockholm, 1912: Great Britain 42.4 sec. Paris, 1924: U.S.A. 41.0 sec.

Antwerp, 1920: U.S.A. 42.2 sec. Amsterdam, 1928: U.S.A. 41.0 sec.

Los Angeles, 1932: U.S.A., 40.0 sec.

Entries and participation. Entered: 18 nations with 122 athletes. Competed: 15 nations with 60 athletes

Maximum number of entries: One team of 4 athletes and 4 reserves per nation


Maximum number of competitors: 4 per nation

RECORDS BEFORE THE OLYMPIC GAMES

World Record: 40.0 sec., U.S.A. with Toppino, Kiesel, Dyer, Wykoff, 1932.—Olympic Record: 40.0 sec., U.S.A. with the same team, Los Angeles, 1932.

The last exchange: Draper has given the baton to Wykoff and U.S.A. is leading by a considerable margin followed by Italy. In the centre, Germany combats with Holland for third place, although this had already been decided as the final Dutch runner, Osendarp, dropped his baton before crossing the line.





Above:
World Record
Wykoff (U.S.A.) far
in advance. Time,
39.8 seconds.

Right: The victors
in the 400 metre relay
are honoured. The
teams from U.S.A.,
Italy and Germany.



Heats • August 8th • 3.00 p.m.

Weather: Temperature about 19.4° C.; overcast sky, but dry weather; side wind of 1.9 m. per sec. velocity on the stretches
The two best teams of each heat qualify for the Final

1st Heat	2nd Heat	3rd Heat
1. U.S.A. 40.0 ² (Owens, Metcalfe, Draper, Wykoff)	1. Holland 41.3 (Boersma, van Beveren, Berger, Osendarp)	1. Germany 41.4 (Leichum, Borchmeyer, Gillmeister, Hornberger)
2. Italy 41.1 (Mariani, Caldana, Ragni, Gonnelli)	2. Argentina 41.9 (Lavenas, Sande, Hofmeister, Beswick)	2. Canada 41.5 (Richardson, Humber, Orr, McPhee)
3. Union of South Africa 41.7 Grimbeek, Dannaher, Lavery, Theunissen)	3. Hungary 42.0 (Minai, Gyenes, Kovács, Sir)	3. Sweden 41.5 (Lindgren, Ternström, Sandström, Stenqvist)
4. Finland 42.0 (Ahjopalo, Sariola, Virtanen, Tam- misto)	4. Great Britain 42.4 (Wiard, Finlay, Rangeley, Penning- ton)	4. Switzerland 42.2 (Jud, Marchand, Meyer, Haenni)
—Japan (Yoshioka, Suzuki, B. Taniguchi, Yazawa) Disqualified because of crossing the zone line	5. France 42.6 (Carlton, Dondelinger, Bronner, Paul)	
	6. China 44.8 (Poh, Wong, Chen, K. K., Liu)	

FINAL

August 9th • 3.15 p.m.

Weather: Temperature about 22.3° C.; sunny weather; side wind of 1.6 m. per sec. velocity on the home and back stretches

1. U.S.A. 39.8 ¹ (Owens, Metcalfe, Draper, Wykoff)
2. Italy 41.1 (Mariani, Caldana, Ragni, Gonnelli)
3. Germany 41.2 (Leichum, Borchmeyer, Gillmeister, Hornberger)
4. Argentina 42.2 (Lavenas, Sande, Hofmeister, Beswick)
5. Canada 42.7 (Richardson, Humber, Orr, McPhee)
—Holland (Boersma, van Beveren, Berger, Osendarp) Eliminated through loss of relay baton Lanes from inside to outside Argentina—Germany—Holland- U.S.A.—Italy—Canada

¹) Better than the World and Olympic Record.

²) Equal to the World and Olympic Record.

1,600 Metre Relay

OLYMPIC VICTOR: Great Britain, 3:09.0 min.

Second: U.S.A., 3:11.0 min.

Third: Germany, 3:11.8 min.

London, 1908:	U.S.A. 3: 29.4 min. (800 m., 200 m., 200 m., 400 m.)
Stockholm, 1912:	U.S.A. 3: 16.6 min. (4 X 400 m.)
Antwerp, 1920:	Great Britain 3: 22.2 min. (4 X 400 m.)
Paris, 1924:	U.S.A. 3: 16.0 min. (4 X 400 m.)
Amsterdam, 1928:	U.S.A. 3: 14.2 min. (4 X 400 m.)
Los Angeles, 1932:	U.S.A. 3: 08.2 min. (4 X 400m.)

Entries and participation. Entered: 16 nations with 106 athletes. Competed: 12 nations with 49 athletes

Maximum number of entries: One team of 4 athletes and 4 reserves per nation

Maximum number of competitors: One team of 4 athletes per nation

RECORDS BEFORE THE OLYMPIC GAMES

World Record: 3:08.2 min., U.S.A. with Fuqua, Ablowich, Warner, Carr, 1932.—Olympic Record: 3:08.2 min., U.S.A. with the same team, Los Angeles, 1932.

Heats • August 8th • 4.30 p.m.

Weather: Temperature about 19.4° C.; overcast sky, but dry weather; side wind of 1.5 m. per sec. velocity on the home and back stretches

The two best teams of each heat qualify for the Final

1st Heat	2nd Heat	3rd Heat
1. U.S.A. 3:13.0 (Cagle, Young, O'Brien, Fitch)	1. Great Britain 3:14.4 (Wolff, Rampling, Roberts, Brown)	1. Germany 3:15.0 (Hamann, von Stülpnagel, Voigt, Harbig)
2. Hungary 3:17.0 (Ribényi, Zsitvai, Vadas, Kovács)	2. Sweden 3:14.6 (Strömberg, Edfeldt, Danielsson, von Wachenfeldt)	2. Canada 3:15.0 (Limon, Edwards, Fritz, Loaring)
3. Poland 3:17.6 (Sliwak, Maszewski, Kucharski, Biniakowski)	3. France 3:15.2 (Boisset, Guillez, Henry, Joye)	3. Italy 3:16.6 (Ferrario, Rossi, Spampani, Lanzi)
4. Japan 3:18.4 (Aihara, Ichihara, Cho, Kubota)		4. Union of South Africa 3:17.8 (Botha, Rushton, Lindeque, Shore)
		5. Czechoslovakia 3:22.0 (Lorenz, Rošický, Krátký, Kněnický)

FINAL

August 9th • 3.45 p.m.

Weather: Temperature about 22° C.; sunny weather; side wind of 1.6 m. per sec. velocity on the back and home stretches

1. Great Britain 3:09.0 Wolff 400 m. in 49.2 Rampling „ 46.7 Roberts „ 46.4 Brown „ 46.7	4. Canada 3:11.8 Limon 400 m. in 47.9 Edwards „ 48.5 Fritz „ 48.3 Loaring „ 47.1
2. U.S.A. 3:11.0 Cagle 400 m. in 48.7 Young „ 47.6 O'Brien „ 46.7 Fitch „ 48.0	5. Sweden 3:13.0 Strömberg 400 m. in 49.5 Edfeldt „ 48.0 Danielsson „ 48.0 v. Wachenfeldt.. „ 47.5
3. Germany 3:11.8 Hamann 400 m. in 49.3 v. Stülpnagel.... „ 48.3 Voigt „ 46.6 Harbig „ 47.6	6. Hungary 3:14.8 Ribényi 400 m. in 49.8 Zsitvai „ 48.6 Vadas „ 48.5 Kovács „ 47.9

Lanes from inside to outside
Sweden—Germany—Hungary—U.S.A.—
Canada—Great Britain






Lower left: The Union Jack on the victory mast. Great Britain with U.S.A. and Germany at the victory ceremony.


Above: The second exchange in the 1,600 metre relay. Great Britain is leading, Roberts receiving the baton from Rampling. Behind, U.S.A., Canada and Germany compete for second place.

Below: The last exchange. Roberts passes the baton on to Brown and Great Britains victory seems assured. Firch (U.S.A.) is waiting for the baton.






First exchange in the 1,600 metre relay race. Edwards (Canada) has already passed his baton on to Limon, Wolff (Great Britain) is in the act of handing the baton to Rampling (left front), Cagle (U.S.A.) exchanges with Young (fourth lane from the inside), and Hamann (Germany) with von Stülpnagel (second lane from the inside) practically simultaneously. Strömberg (Sweden) and Rihényi (Hungary) are about 5 metres behind.



Second exchange: Rampling (Great Britain) has gained about 15 metres on Edwards (Canada) and passes the baton on to Roberts with a margin of about 6 metres over Edwards and Young. Van Stülpnagel has maintained his position while Edfeldt (Sweden) and Zsitvai (Hungary) have fallen back 5 metres.



Third exchange: Roberts (Great Britain) has run brilliantly against O'Brien (U.S.A.) and has gained between 2 and 3 metres. Voigt (Germany) was somewhat faster than O'Brien and Uritz (Canada) is about 7 metres behind Germany. Danielsson (Sweden) and Vadas (Hungary) have been left behind.



The finish: Brown (Great Britain) has won a further 6 metre against Fitch (U.S.A.), Harbig (Germany) has lost between 10 and 12 metres and Loaring (Canada) has practically caught up with him, although he is able to hold his slight lead until the finish.

High Jump

OLYMPIC VICTOR: Cornelius Johnson (U.S.A.), 2.03 m.

Second: David Albritton (U.S.A.), 2.00 m.

Third: Delos Thurber (U.S.A.), 2.08 m.

Athens, 1896: E. Clarke (U.S.A.) 1.81 m.	Stockholm, 1912: A. Richards (U.S.A.)..... 1.935 m.
Paris, 1900: J. Baxter (U.S.A.) 1.90 m.	Antwerp, 1920: R. Landon (U.S.A.) 1.936 m.
St. Louis, 1904: S. Jones (U.S.A.) 1.805 m.	Paris, 1924: H. Osborn (U.S.A.) 1.98 m.
London, 1908: H. Porter (U.S.A.) 1.905 m.	Amsterdam, 1928: R. King (U.S.A.) 1.94 m.
Los Angeles, 1932: D. McNaughton (Canada), 1.97 m.	

Entries and participation. Entered: 26 nations with 49 athletes. Competed: 24 nations with 40 athletes
Maximum number of entries and competitors: 3 per nation

RECORDS BEFORE THE OLYMPIC GAMES

World Record: 2.06 m., S. Marty (U.S.A.), 1934. The World Record of 2.07 m. established by Johnson and Albritton (both from U.S.A.) on July 12th, 1936, was not recognized until after the Olympic Games, Berlin, 1936.—Olympic Record: 1.98m., H. M. Osborn (U.S.A.), Paris, 1924.

Elimination Trials • August 2nd • 10.30 a.m.

Weather: Overcast sky; dry ground; temperature about 18° C.; wind velocity about 1.6 m. per sec. The wind was reduced owing to the favourable position of the high jump tracks near the stands

Those who reached the qualifying height of 1.85 m. in the Elimination Trials remained in competition

The following competitors were eliminated because they did not attain the required height of 1.85 m.

1.70 m.	1.70 m.	1.80 m.	1.80 m.
Pantazis (Greece)	Hofman (Poland)	Castro Mello (Brazil)	Carlier (Holland)
Wu (China)	Krátky (Czechoslovakia)	Mendes (Brazil)	Sigurdsson (Iceland)
West (Great Britain)	Sobotka (Czechoslovakia)	Thomsen (Denmark)	Natvig (Norway)
Neurührer (Austria)	Martens (Germany)	Newman (Great Britain)	Flachberger (Austria)
Mohr (Yugoslavia)		Kennedy (Great Britain)	

Semi-Finals • August 2nd • 3.00 p.m.

Weather: Overcast sky; dry ground; temperature between 18° and 19° C.; wind velocity about 2.3 m. per sec. on the high jump track. The wind was reduced owing to the favourable position of the track near the stands

From the high jumpers admitted to the Semi-Finals the following did not qualify for the Final:

Plawczyk (Poland) 1.80 m.	Toribio (Philippine Islands)..... 1.85 m.
Metcalf (Australia) 1.85 m.	Ödmark (Sweden)..... 1.85 m.
Haley (Canada) 1.85 m.	Eggenberg (Switzerland)..... 1.85 m.
Otto (Denmark) 1.85 m.	Thacker (Union of South Africa) . 1.85 m.
Peräsalo (Finland)..... 1.85 m.	Bodosi (Hungary)..... 1.85 m.
Brasser (Holland) 1.85 m.	Kuuse (Esthonia) 1.90 m.
	Gehmert (Germany)..... 1.90 m.

FINAL

August 2nd • 5.30 p.m.

The six best performances were reached in the Semi-Finals by nine competitors, who were admitted to the Final. To qualify, a height of 1.94 m. was required

Weather similar to that during the Semi-Finals

Competitors	The bar was tipped 0, 1, 2, 3 at				Finally recorded performances
	1.97 m.	2.00 m.	2.03 m.	2.08 m.	
1. Johnson (U.S.A.)	0	0	0	3	2.03 m. ¹⁾
2. Albritton (U.S.A.)	1	2	3	—	2.00 m. ¹⁾ ²⁾
3. Thurber (U.S.A.).....	0	1	3	—	2.00 m. ¹⁾ ²⁾
4. Kotkas (Finland).....	0	2	3	—	2.00 m. ¹⁾ ²⁾
5. Yata (Japan).....	0	3	—	—	1.97 m. ²⁾
6. Kalima (Finland).....	3	—	—	—	1.94 m. ²⁾
6. Asakuma (Japan).....	3	—	—	—	1.94 m. ²⁾
6. Tanaka (Japan).....	3	—	—	—	1.94 m. ²⁾
6. Weinkötz (Germany)	3	—	—	—	1.94 m. ²⁾

¹⁾ Better than the Olympic Record. ²⁾ Sequence decided by jump-off. The jump-off for the sixth place did not take place, by special order.



Above:
The victor,
Johnson (U.S.A.),
jumping

Centre:
The unusual jump-
ing technique of
Albritton (U.S.A.),
who won second
place.

Right: A triple
American victory
in the high jump
and three American
flags on the
victory masts.



Pole Vault

OLYMPIC VICTOR: Earle Meadows (U.S.A.), 4.35 m.

Second: Shuhei Nishida (Japan), 4.25 m.

Third: Sueo Oe (Japan), 4.25 m.

Athens, 1896: W. Hoyt (U.S.A.) 3.300 m.	Stockholm, 1912: H. Babcock (U.S.A.) 3.950 m.
Paris, 1900: J. Baster (U.S.A.) 3.300 m.	Antwerp, 1920: J. Foss (U.S.A.) 3.800 m.
St. Louis, 1904: C. Dvorak (U.S.A.) 3.505 m.	Paris, 1924: L. Barnes (U.S.A.) 3.950 m.
London, 1908: E. Cook (U.S.A.) and A. Gilbert (U.S.A.) 3.710 m.	Amsterdam, 1928: S. Carr (U.S.A.) 4.200 m.
	Los Angeles, 1932: W. Miller (U.S.A.) 4.315 m.

Entries and participation. Entered: 23 nations with 36 athletes. Competed: 21 nations with 30 athletes
Maximum number of entries and competitors: 3 per nation

RECORDS BEFORE THE OLYMPIC GAMES

World Record: 4.39 m., K. Brown (U.S.A.), 1935. The World Record of 4.43 m. established by G. Varoff (U.S.A.) on July 4th, 1936, was not recognized until after the Olympic Games of 1936.—Olympic Record: 4.315 m., W. Miller (U.S.A.), Los Angeles, 1932.

Elimination Trials • August 5th • 10.30 a.m.

Weather: Partly sunny weather with occasional strong showers; temperature between 13.6° and 16.2° C.; wind velocity on the track between 3.0 and 2.7 m. per sec., the jumping being in the direction of the wind

Those who reached the qualifying height of 3.80 m. remained in the competition

The following competitors were eliminated because they did not attain the required height of 3.80 m.:

Chirichigno (Peru).....	3.50 m.
Perez Amavisca (Mexico)	3.50 m.
Reinikka (Finland)	3.70 m.
Ermann (Esthonia)	3.70 m.
Bakov (Yugoslavia).....	3.70 m.

All competitors who remained in the competition reached the height of 3.80 m. in the first trial with the exception of the following: second trial: Haunzwickel (Austria), Webster (Great Britain); third trial: Sefton (U.S.A.), Crepin (France), Fu (China).

Semi-Finals • August 5th • 4.00 p.m.

Weather: Partly sunny weather with occasional showers; temperature between 17° and 13.5° C.; wind velocity between 2.8 and 1.5 m. per sec., the jumping being in the direction of the wind

From the pole vaulters admitted to the Semi-Finals, the following were not able to qualify for the Final

Crepin (France)	3.40 m.	Fu (China)	3.80 m.	Sznajder (Poland)	4.00 m.
Schlegel (Chile)	3.60 m.	Larsen, E. (Denmark)	3.80 m.	Apps (Canada)	4.00 m.
Klásek (Czechoslovakia).....	3.80 m.	Webster (Great Britain).....	4.00 m.	Ljunpberg (Sweden)	4.00 m.
Müller (Germany)	3.80 m.	Haunzwickel (Austria).....	4.00 m.	Básalmási (Hungary).....	4.00 m.
Ramadier (France)	3.80 m.	Innocenti (Italy).....	4.00 m.	Koreis (Czechoslovakia)	4.00 m.
Schulz (Germany).....	3.80 m.	Proksch (Austria)	4.00 m.	Zsuffka (Hungary).....	4.00 m.
Du Plessis (Union of South Africa)	3.80 m.	Adachi (Japan).....	4.00 m.		


FINAL

The Final took place following the Semi-Finals and began at 7.00 p.m. The last vaults were carried through under the search lights

Competitors	The bar was tipped 0, 1, 2, 3 at				Finally recorded performances
	4.15 m.	4.25 m.	4.35 m.	4.45 m.	
1. Meadows (U.S.A.).....	0	1	1	3	4.35 m. ¹⁾
2. Nishida (Japan)	0	0	3	—	4.25 m. ²⁾
3. Oe (Japan)	0	1	3	—	4.25 m. ²⁾
4. Sefton (U.S.A.)	2	0	3	—	4.25 m. ²⁾
5. Graber (U.S.A.).....	1	3	—	—	4.15 m.

¹⁾ Better than the Olympic Record. ²⁾ In the jump-off where the bar had to be lowered to 4.15 m., Sefton did not clear this height, although the two Japanese competitors were successful. The second and third places were not awarded to the two Japanese after another jump-off, but at the command of the Japanese team leader, who gave Nishida the second place, since he had succeeded in clearing 4.25 m. in the first trial, while Oe required a second attempt.

Meadows
(U.S.A.) vaults
4.35 metres.



The Japanese,
Nishida and Oe, both
jumped 4.25 metres.
The Japanese team
leaders awarded
Nishida second and
Oe third place.



The victory ceremony
for the pole-vault
winners.



A jump of 8.06 metres. With this new Olympic record, Owens (U.S.A.) won the final victory over Long (Germany),

Broad Jump

OLYMPIC VICTOR: Jesse Owens (U.S.A.), 8.06 m.

Second: Luz Long (Germany), 7.87 m.

Third: Naoto Tajima (Japan), 7.74 m.

Athens, 1896:	E. Clark (U.S.A.)	6.340 m.	Stockholm, 1912:	A. Gutterson (U.S.A.) . . .	7.600 m.
Paris, 1900:	A. Kränzlein (U.S.A.)	7.185 m.	Antwerp, 1920:	W. Petterson (Sweden) . . .	7.150 m.
St. Louis, 1904:	M. Prinstein (U.S.A.)	7.350 m.	Paris, 1924:	D. Hubbard (U.S.A.)	7.445 m.
London, 1908:	F. Irons (U.S.A.)	7.480 m.	Amsterdam, 1928:	E. Hamm (U.S.A.)	7.730 m.
	Los Angeles, 1932:	E. Gordon (U.S.A.),	7.64 m.		

Entries and participation. Entered: 29 nations with 49 athletes. Competed: 27 nations with 43 athletes
Maximum number of entries and competitors: 3 per nation

RECORDS BEFORE THE OLYMPIC GAMES

World Record: 8.13 m., J. Owens (U.S.A.), 1935.—Olympic Record: 7.73 m., E. B. Hamm (U.S.A.), Amsterdam 1928.

Elimination Trials • August 4th • 10.30 a.m.

Weather: Slightly overcast sky; dry ground; wind velocity about 3.3 m. per sec. on the track, the jumping being in the direction of the wind; temperature about 18° C.

Those who reached the qualifying length of 7.15 m. remained in the competition

The following competitors were eliminated because they did not jump the required length of 7.15 m.:

Hoh (China)	Heim (France)	Lambrakis (Greece)	Prebolin (France)
Toomsalu (Esthonia)	Tolamo (Finland)	Ramirez (Philippine Islands)	Mersch (Luxemburg)
Berendson (Peru)	Koltai (Hungary)	Binet (Belgium)	Chang, Ch. G. (China)
Khan, M. Mohd (Afghanistan)	Buratović (Yugoslavia)	Klasema (Holland)	Rajasaari (Finland)
Harada (Japan)	Gutiérrez Maza (Mexico)	De la Guerra (Peru)	Hoffmann (Czechoslovakia)
Studer (Switzerland)	Polame (Czechoslovakia)	Boyce (Great Britain)	Ionescu (Rumania)
Traynor (Great Britain)	Sze-To (China)		Rasmussen (Denmark)



Leichum (Germany) equals the old Olympic record of 7.73 metres, but this is adequate only for fourth place.

Semi-Finals • August 4th • 4.30 p.m.

Weather: Slightly overcast sky; dry ground; wind velocity between 3.5 and 3.7 m. per sec. on the track, the jumping being in the direction of the wind; temperature about 18.5° C.

The following competitors were eliminated in the Semi-Finals:

Competitors	1st Jump m.	2nd Jump m.	3rd Jump m.	Best Per- formance
Brooks (U.S.A.)	7.34	7.41	7.19	7.41
Paul (France)	7.34	6.93	7.08	7.34
Bäumle (Germany)	7.32	7.21	7.13	7.32
Stenqvist (Sweden)	7.30	7.13	6.68	7.30
Berg (Norway)	7.30	—	6.95	7.30
Caldana (Italy)	7.26	7.16	7.26	7.26
Volsolsbč (Czechoslovakia)	—	7.03	7.18	7.18
Richardson (Canada)	7.13	—	—	7.13
C. de Oliveira (Brazil)	—	6.81	7.05	7.05
Togami (Japan)	6.18	—	—	6.18

FINAL

August 4th • 5.45 p.m.

Same weather as during the Semi-Finals

Competitors	Semi-Finals			Final			Best Per- formance
	1st Jump m.	2nd Jump m.	3rd Jump m.	1st Jump m.	2nd Jump m.	3rd Jump m.	
1. Owens (U.S.A.)	7.74 ¹⁾	7.87 ¹⁾	7.75 ¹⁾	—	7.94 ¹⁾	8.06 ¹⁾	8.06 ³⁾
2. Long (Germany)	7.54	7.74 ¹⁾	7.84 ¹⁾	7.73 ²⁾	7.87 ¹⁾	—	7.87 ³⁾
3. Tajima (Japan)	7.65	—	7.74 ¹⁾	7.52	7.60	—	7.74
4. Maffei (Italy)	7.50	7.47	7.73 ²⁾	7.22	7.42	7.39	7.73
4. Leichum (Germany)	—	—	7.52	7.38	7.25	7.73 ²⁾	7.73
5. Clark (U.S.A.)	—	7.60	7.54	7.60	7.67	7.57	7.67

¹⁾ Olympic Record.—²⁾ Equal to the Olympic Record.—³⁾ Performances could not be recognized as Olympic Records because of too strong back wind.



The victors in the broad jump photographed in action, Centre, Owens (U.S.A.); left, Long (Germany); right, Tajima (Japan).



The victory ceremony for the winners in the broadjump.



The world record in the hop, step and jump.


Above:
Tajima glances at the two flags marking the Olympic and world records upon completing his first trial . . .

Below:
. . . and exceeds them on his first trial in the final competition.





The winner of third place, Metcalfe (Australia), whose world record of 15.78 metres set up in 1935 was exceeded by Tajima.



All three Japanese competitors arrived at the final of the hop, step and jump competition.

Hop, Step and Jump

OLYMPIC VICTOR: Naoto Tajima (Japan), 16.00 m.

Second: Masao Harada (Japan), 15.66 m.

Third: John Metcalfe (Australia), 15.50 m.

Athens, 1896:	J. Conolly (U.S.A.)	13.725 m.	Stockholm, 1912:	G. Lindblom (Sweden)	14.760 m.
Paris, 1900:	M. Prinstein (U.S.A.)	14.470 m.	Antwerp, 1920:	V. Tuulos (Finland)	14.505 m.
St. Louis, 1904:	M. Prinstein (U.S.A.)	14.325 m.	Paris, 1924:	A. Winter (Australia)	15.525 m.
London, 1908:	T. Ahearne (Great Britain)	14.920 m.	Amsterdam, 1928:	M. Oda (Japan)	15.210 m.
	Los Angeles, 1932:	C. Nambu (Japan), 15.720 m.			

Entries and participation. Entered: 21 nations with 36 athletes. Competed: 19 nations with 31 athletes
Maximum number of entries and competitors: 3 per nation

RECORDS BEFORE THE OLYMPIC GAMES

World Record: 15.78 m., J. Metcalfe (Australia), 1935.—Olympic Record: 15.72 m., C. Nambu (Japan), Los Angeles, 1932.

Elimination Trials • August 6th • 4.30 p.m.

Weather: Slightly overcast sky with much sun; dry ground; temperature between 17° and 18° C.; slight, abating wind, the jumping being in the direction of the wind

Those who reached the qualifying length of 14.0 m. remained in the competition

The following competitors were eliminated because they did not jump the required length of 14.0 m.:

Wang, S. L. (China)	Lambrakis (Greece)	Hofman (Poland)	Sze-To (China)
del Vecchio (Columbia)	Boyce (Great Britain)	Reccius (Chile)	Chang (China)

Semi-Finals

Took place following the Elimination Trials

The following competitors were eliminated in the Semi-Finals:

Competitors	1st Jump	2nd Jump	3rd Jump	Best Performance
	m.	m.	m.	m.
Joch (Germany)	14.88	14.54	14.88	14.88
Wilkins (U.S.A.)	14.83	—	14.83	14.83
Suomela (Finland)	13.98	14.72	14.53	14.72
Long (Germany)	14.31	14.62	—	14.62
Luckhaus (Poland)	14.61	14.13	13.88	14.61
Somlo (Hungary)	—	14.12	14.60	14.60
Rajasaari (Finland)	14.16	—	14.59	14.59
Haugland (Norway)	—	14.56	14.43	14.56
Klasema (Holland)	—	14.43	14.55	14.55
Dickinson (Australia)	14.48	14.18	—	14.48
Brown (U.S.A.)	14.20	14.08	14.36	14.36
Ljungberg (Sweden)	14.35	13.62	14.28	14.35
Andersson (Sweden)	—	14.26	—	14.26
Richardson (Canada)	14.21	—	—	14.21
Mikic (Yugoslavia)	13.71	13.45	13.90	13.90
Sigurdsson (Iceland)	13.55	13.58	13.14	13.58
Kotratschek (Austria)	12.87	13.14	13.15	13.15

FINAL

Took place following the Semi-Finals. Weather similar to that during the Elimination Trials

Competitors	Semi-Finals			Final			Best Performance
	1st Jump	2nd Jump	3rd Jump	1st Jump	2nd Jump	3rd Jump	
	m.	m.	m.	m.	m.	m.	m.
1. Tajima (Japan)	15.76 ¹⁾	—	15.44	16.00 ²⁾	15.65	—	16.00 ²⁾
2. Harada (Japan)	15.39	15.45	15.42	15.50	15.27	15.66	15.66
3. Metcalfe (Australia)	15.50	—	14.67	14.83	—	15.20	15.50
4. Wöllner (Germany)	15.27	—	—	14.53	—	14.23	15.27
5. Romero (U.S.A.)	14.68	—	14.90	—	15.08	15.04	15.08
6. Oshima (Japan)	15.07	—	—	—	—	—	15.07

¹⁾ Better than the Olympic Record. ²⁾ Better than the World and Olympic Record.

Throwing the Javelin

OLYMPIC VICTOR: Gerhard Stöck (Germany), 71.84 m.

Second: Yrjö Nikkanen (Finland), 70.77 m.

Third: Kaarlo Toivonen (Finland), 70.72 m.

London, 1908: E. Lemming (Sweden) 54.83 m.

Paris, 1924: J. Myrra (Finland) 62.96 m.

Stockholm, 1912: E. Lemming (Sweden) 60.64 m.

Amsterdam, 1928: E. Lundquist (Sweden) 66.60 m.

Antwerp, 1920: J. Myrrha (Finland) 65.78 m.

Los Angeles, 1932: M. Järvinen (Finland) 72.71 m.

Entries and participation. Entered: 21 nations with 35 athletes. Competed: 19 nations with 28 athletes

Maximum number of entries and competitors: 3 per nation

RECORDS BEFORE THE OLYMPIC GAMES

World Record: 76.66 m., M. Järvinen (Finland), 1934.—Olympic Record: 72.71 m., M. Järvinen (Finland), Los Angeles, 1932.

Elimination Trials • August 6th • 10.30 a.m.

Weather: Overcast sky; dry ground; temperature about 16° C. The wind blowing in the throwing direction had a velocity of 2.4 m. per sec. on the track

Those who reached the qualifying distance of 60.0 m. were admitted to the Semi-Finals

The following competitors were eliminated because they did not attain the required distance of 60.0 m.:

Mala (Czechoslovakia)	Klein (Czechoslovakia)	Vattnes (Iceland)	Metaxas (Greece)
Neumann (Switzerland)	Papageorgiou (Greece)	Gutiérrez (Columbia)	El Sayed Okasha (Egypt)
Markušić (Yugoslavia)	Ueno (Japan)	Hoh (China)	

Semi-Finals • August 6th • 3.15 p.m.

Weather: Sky clearing up, finally sunny; dry ground; temperature about 18° C. The wind blowing in the throwing direction had a velocity of 1.9 m. per sec. on the track

The following competitors were eliminated in the Semi-Finals:

Competitors	Best Performance m.	Competitors	Best Performance m.
Lokajski (Poland)	66.39	Jurgis (Latvia)	60.71
Várszegi (Hungary)	65.30	Courtright (Canada)	60.54
Weimann (Germany)	63.58	Metcalf (U.S.A.)	58.20
Turczyk (Poland)	63.36	van der Poll (Holland)	56.25
Sule (Esthonia)	63.26	Gerdes (Germany)	55.93
Bartlett (U.S.A.)	61.15		

Competitors	Semi-Finals			Final			Best Performance m.
	1st Throw m.	2nd Throw m.	3rd Throw m.	1st Throw m.	2nd Throw m.	3rd Throw m.	
1. Stöck (Germany)	—	68.11	<i>65.50</i>	<i>66.00</i>	71.84	<i>65.00</i>	71.84
2. Nikkanen (Finland)	—	70.77	—	<i>62.00</i>	<i>62.00</i>	<i>63.00</i>	70.77
3. Toivonen (Finland)	62.00	67.00	68.76	—	70.72	—	70.72
4. Atterwall (Sweden)	67.15	69.20	—	<i>65.00</i>	<i>61.00</i>	<i>62.00</i>	69.20
5. Järvinen, M. (Finland)	68.30	69.18	—	<i>64.00</i>	—	<i>66.00</i>	69.18
6. Terry (U.S.A.)	67.10	67.15	—	<i>64.00</i>	<i>65.00</i>	<i>62.00</i>	67.15

Italics indicate estimated distances, since the throws which did not equal previous achievements were not measured.





Above:
The
Olympic
victor.
Stöck
(Ger-
many),



After the
victory
ceremony:
Stöck,
Nikkanen
and
Toivonen.

Left: The surprise:
No. 868 (Stöck)
throws farther
than the Finns.

Throwing the Discus

OLYMPIC VICTOR: Kenneth Carpenter (U.S.A.), 50.48 m.

Second: Gordon Dunn (U.S.A.), 49.36 m.

Third: Giorgio Oberweger (Italy), 49.23 m.

Athens, 1896: R. Garrett (U.S.A.) 29.165 m.	Stockholm, 1912: A. Taipale (Finland) 45.210 m.
Paris, 1900: R. Bauer (Hungary) 36.040 m.	Antwerp, 1920: C. Niklander (Finland)..... 44.685 m.
St. Louis, 1904: M. Sheridan (U.S.A.)..... 39.280 m.	Paris, 1924: L. Houser (U.S.A.)..... 46.155 m.
London, 1908: M. Sheridan (U.S.A.)..... 40.880 m.	Amsterdam, 1928: L. Houser (U.S.A.)..... 47.320 m.
Los Angeles, 1932: J. Anderson (U.S.A.), 49.49 m.	

Entries and participation. Entered: 18 nations with 38 athletes. Competed: 17 nations with 31 athletes
Maximum number of entries and competitors: 3 per nation

RECORDS BEFORE THE OLYMPIC GAMES

World Record: 53.10 m., W. Schröder (Germany), 1935.—Olympic Record: 49.49 m., J. Anderson (U.S.A.), Los Angeles, 1932.

Elimination Trials • August 5th • 10.30 a.m.

Weather: Overcast sky; slight shower; temperature between 16° and 13.6° C.; wind velocity on the track between 3.0 and 2.7 m. per sec., the wind blowing in the throwing direction

Those who reached the qualifying length of 44.0 m. remained in the competition

The following competitors were eliminated because they did not attain the required 44.0 m.

Madarász (Hungary)	Wagner (Luxemburg)	Narančić (Yugoslavia)	Kotkas (Finland)
Kleut (Yugoslavia)	Prendergast (Great Britain) ¹⁾	Hillbrecht (Germany)	Kuo (China)
Baráč (Czechoslovakia)	Reavell-Carter (Great Britain)	Vitek (Czechoslovakia)	Ospelt (Liechtenstein)
Biancani (Italy)	Havalet (Rumania)	Winter (France)	Andersson (Sweden)
Janausch (Austria)	Leng (China)		

¹⁾ Entered for Jamaica; competed for Great Britain.

Semi-Finals • August 5th • 3.00 p.m.

Weather: Overcast sky which soon cleared up; temperature about 17° C.; wind velocity on the track about 2.8 m. per sec., the wind blowing in the throwing direction

The following competitors were eliminated in the Semi-Finals:

Competitors	1st Throw m.	2nd Throw m.	3rd Throw m.	Best Per- formance m.
Bergh (Sweden)	44.19	47.13	47.22	47.22 ¹⁾
Hedvall (Sweden)	46.20	46.15	45.83	46.20
Wotapek (Austria).....	45.65	44.34	46.05	46.05
Sivertsen (Norway)	—	45.82	45.89	45.89
Fritsch (Germany)	38.91	45.10	43.61	45.10
Noel (France)	44.56	—	43.70	44.56
Wood jr. (U.S.A.).....	43.83		43.32	43.83

¹⁾ Bergh reached the same length as Schröder (Germany). In the throw-off for admission to the Final Schröder attained 47.64 m., while Bergh threw 46.19 m. and was thus eliminated from the competition.

FINAL

Took place following the Semi-Finals. Weather similar to that during the Semi-Finals

Competitors	Semi-Finals			Finals			Best Per- formance m.
	1st Throw m.	2nd Throw m.	3rd Throw m.	1st Throw m.	2nd Throw m.	3 r d Throw m.	
1. Carpenter (U.S.A.)	—	44.53	48.98	—	50.48 ¹⁾	47.48	50.48 ¹⁾
2. Dunn (U.S.A.)	—	49.36	48.04	47.21	47.77	Text	49.36
3. Oberweger (Italy)	46.67	46.65	49.23	47.28	—	—	49.23
4. Sørli (Norway)	47.01	48.77	46.79	47.66	48.65	47.87	48.77
5. Schröder (Germany)	44.79	47.22	45.01	47.39	47.81	47.93	47.93
6. Syllas (Greece).....	47.75	44.58	47.07	45.34	47.59	47.67	47.75

¹⁾ Better than the Olympic Record.—Dashes indicate unsuccessful trials.



Above: Carpenter (U.S.A.) establishes a new Olympic record of 50.48 metres on his second trial in the final.

Below: The victors in the discus-throw: Carpenter (U.S.A.), Dunn (U.S.A.) and Oberweger (Italy).

Left: Dunn (U.S.A.) achieves a throw of 49.36 metres.

Right: Oberweger (Italy) through his throw of 49.23 metres won the bronze medal.



Putting the Shot

OLYMPIC VICTOR: Hans Woellke (Germany), 16.20 m.

Second: Sulo Bärlund (Finland), 16. 12 m.

Third: Gerhard Stöck (Germany), 15.66 m.

Athens, 1896: R. Garrett (U.S.A.) 11.22 m.	Stockholm, 1912: P. McDonald (U.S.A.) 15.34 m.
Paris, 1900: R. Sheldon (U.S.A.) 14.10 m.	Antwerp, 1920: V. Porhola (Finland) 14.81 m.
St. Louis, 1904: R. Rose (U.S.A.) 14.81 m.	Paris, 1924: C. Houser (U.S.A.) 14.995 m.
London, 1908: R. Rose (U.S.A.) 14.18 m.	Amsterdam, 1928: J. Kuck (U.S.A.) 15.87 m.
Los Angeles, 1932: L. Sexton (U.S.A.), 16.00 m.	

Entries and participation. Entered: 19 nations with 37 athletes. Competed: 14 nations with 22 athletes
Maximum number of entries and competitors: 3 per nation

RECORDS BEFORE THE OLYMPIC GAMES

World Record: 17.40 m., J. Torrance (U.S.A.), 1934.—Olympic Record: 16.00 m., L. Sexton (U.S.A.), Los Angeles, 1932.

Elimination Trials • August 2nd • 11.00 a.m.

Weather: Slightly overcast sky; dry ground; temperature about 10° C.; wind velocity on the track about 1.6 m. per sec.

Those who reached the qualifying length of 14.50 m. remained in the competition

The following competitors were eliminated because they did not attain the required 14.50 m.

Takata (Japan)	Rahim (Afghanistan)	Wagner (Luxemburg)	Noel (France)
Vitek (Czechoslovakia)	Chen, B. (China)	Pereira Lyra (Brazil)	

Semi-Finals • August 2nd • 5.30 p.m.

Weather: Similar to that during the Elimination Trials; temperature about 20° C.

The following competitors were eliminated in the Semi-Finals:


Competitors	1st Putt m.	2nd Putt m.	3rd Putt m.	Best Per- formance m.
Douda (Czechoslovakia)	15.09	15.05	15.28	15.28
Viiding (Esthonia)	14.72	14.31	15.23	15.23
Bergh (Sweden)	14.83	15.01	14.51	15.01
Sievert (Germany)	14.79	14.43	13.23	14.79
Kovacević (Yugoslavia)	14.74	—	14.27	14.74
Darányi (Hungary)	14.63	14.45	—	14.63
Kuntsi (Finland)	—	14.20	14.61	14.61
Horváth (Hungary)	13.66	14.18	14.32	14.32
Hopliček (Czechoslovakia)	14.12	13.72	13.34	14.12

FINAL

Took place following the Semi-Finals. Weather similar to that above

Competitors	Semi-Finals			Finals			Best Per- formance m.
	1st Putt m.	2nd Putt m.	3rd Putt m.	1st Putt m.	2nd Putt m.	3rd Putt m.	
1. Woellke (Germany)	15.96	14.76	15.72	15.90	16.20 ¹⁾	14.98	16.20 ¹⁾
2. Bärlund (Finland)	15.68	16.03 ¹⁾	14.98	15.52	16.12 ²⁾	15.42	16.12 ¹⁾
3. Stöck (Germany)	15.56	15.56	15.14	15.29	14.78	15.66	15.66
4. Francis (U.S.A.)	15.45	15.09	15.09	—	14.57	13.61	15.45
5. Torrance (U.S.A.)	15.38	14.40	15.34	14.79	14.57	14.56	15.38
6. Zaitz (U.S.A.)	15.32	14.16	14.09	14.09	—	14.85	15.32

¹⁾ Better than the Olympic Record.



The final competition in putting the shot.

Below:
The victory ceremony with two German and one Finnish flags on the masts for Woellke (Germany), Bärlund (Finland) and Stöck (Germany).





Woellke (Germany) established a new Olympic record of 16.20 metres in putting the shot.

Throwing the Hammer

OLYMPIC VICTOR: Karl Hein (Germany), 56.49 m.

Second: Erwin Blask (Germany), 55.04 m.

Third: Oscar Warngård (Sweden), 54.83 m.

Paris, 1900: J. Flanagan (U.S.A.) 49.73 m.
 St. Louis, 1904: J. Flanagan (U.S.A.) 51.23 m.
 London, 1908: J. Flanagan (U.S.A.) 51.92 m.
 Stockholm, 1912: M. McGrath (U.S.A.) 54.74 m.

Antwerp, 1920: P. Ryan (U.S.A.)..... 52.875 m.
 Paris, 1924: F. Tootell (U.S.A.) 53.295 m.
 Amsterdam, 1928: Dr. P. O'Callaghan (Ireland)..... 51.39 m.
 Los Angeles, 1932: Dr. P. O'Callaghan (Ireland)..... 53.92 m.

Entries and participation. Entered: 17 nations with 31 athletes. Competed: 16 nations with 27 athletes
 Maximum number of entries and competitors: 3 per nation

RECORDS BEFORE THE OLYMPIC GAMES

World Record: 57.77 m., P. J. Ryan (U.S.A.), 1913.—Olympic Record: 54.74 m., M. J. McGrath (U.S.A.), Stockholm, 1912.



Ritter von Halt explaining the Olympic rules governing the throwing hammer before competition begins.



Left: Hein (Germany) broke the Olympic record by throwing the hammer 56.49 metres.

Below: Hein (Germany, Black) and Warngard (Sweden) during the victory ceremony.



Elimination Trials • August 3rd • 9.00 a.m.

Weather: Slightly damp ground; overcast sky; temperature between 18° and 19° C.; wind velocity on the track about 2.9 m. per ser., the wind blowing almost exactly from the side in the throwing direction

Those who reached the qualifying length of 46.0 m. remained in the competition

The following were eliminated because they did not throw the required 46.0 m.

Matsuno (Japan)	Houtzager (Holland)	Knotck (Czechoslovakia)	Drake (Great Britain)
Naban (Brazil)	Eliaš (Czechoslovakia)	Demetropoulos (Greece)	Goić (Yugoslavia)
Stepišnik (Yugoslavia)			Janausch (Austria)

Semi-Finals • August 3rd • 3.00 p.m.

Weather: Slightly damp ground; overcast sky with short local showers; temperature between 19° and 20° C.; wind velocity between 2.7 and 2.9 m. per sec., the wind blowing almost diagonally in the throwing direction

The six competitors who were the best in the Elimination Trials and in the Semi-Finals were admitted to the Final

The following competitors were eliminated in the Semi-Finals:

Competitors	1st Throw	2nd Throw	3rd Throw	Best Performance
	m.	m.	m.	m.
Greulich (Germany)	50.19	—	50.61	50.61
Annamaa (Esthonia)	48.77	49.54	50.46	50.46
Dreyer (U.S.A.)	49.81	—	50.42	50.42
Heino (Finland)	49.93	47.15	48.30	49.93
Pörhöla (Finland)	45.35	—	49.89	49.89
Jansson (Sweden)	49.21	48.49	49.28	49.28
Abe (Japan)	47.40	41.83	49.01	49.01
Linné (Sweden)	—	47.25	47.61	47.61
Cantagalli (Italy)	45.21	47.42	45.08	47.42
Wirtz (France)	—	44.82	45.69	45.69
Barticevic (Chili)	—	43.02	45.23	45.23

FINAL

Took place following the Semi-Finals. Weather similar to that during the Semi-Finals

Competitors	Semi-Finals			Final			Best Performance
	1st Throw m.	2nd Throw m.	3rd Throw m.	1st Throw m.	2nd Throw m.	3rd Throw m.	
1. Hein (Germany)	52.13	52.44	—	54.70	54.85 ¹⁾	56.49 ¹⁾	56.49 ¹⁾
2. Blask (Germany)	52.55	55.04 ¹⁾	—	54.10	54.48	—	55.04 ¹⁾
3. Warngård (Sweden)	52.05	52.98	54.03	54.83 ¹⁾	53.30	50.61	54.83 ¹⁾
4. Koutonen (Finland)	—	50.01	51.90	49.11	49.91	—	51.90
5. Rowe (U.S.A.)	51.53	51.04	49.29	50.32	51.66	—	51.66
6. Favor (U.S.A.)	50.78	50.02	51.01	48.48	50.33	47.71	51.01

¹⁾ Better than the Olympic Record.—Dashes indicate unsuccessful trials.

50,000 Metre Walk

OLYMPIC VICTOR: Harold Whitlock (Great Britain), 4:30 : 41.4 hrs.

Second: Arthur Schwab (Switzerland), 4:32 : 09.2 hrs.

Third: Adalberts Bubenko (Latvia), 4:32: 42.2 hrs.

Los Angeles, 1932: A. Green (Great Britain), 4:50 : 10.0 hrs.

Before the Olympic Games at Los Angeles, 1932, most of the walking competitions did not exceed 10 or 16 kilometres

Entries and participation. Entered: 16 nations with 35 athletes. Competed: 16 nations with 33 athletes

Maximum number of entries and competitors: 3 per nation

RECORDS BEFORE THE OLYMPIC GAMES

World Record: Not registered.—Olympic Record: 4:50 : 10.0 hrs., A. W. Green (Great Britain), Los Angeles, 1932.



The walkers set out in the direction of the Grunewald.

August 5th • Beginning at 1.30 p.m.

Weather: A short shower fell two hours before the start and made the course slightly damp. During the greater part of the competition the sky was overcast. Temperature varied between 18° and 17° C. Perceptible wind which was hindered owing to wooded sections bordering the course and which was almost a counter wind during the first 13 kms. A following wind prevailed during the last 13 kms.

Course: About 40 kms. macadam or tar roads, in their greater part bordered by utilizable, well-trodden sand paths. About 10 kms. asphalt or stone pavement. Almost 42 kms. were situated in the shade. Lowest point 31.6 m. above sea level. Highest point 80.0 m. above sea level. Steepest grade: 30 m. per 1 km. length (at the Grunewald Tower)

- | | | |
|----------------------------------------------------------|----------------------------------------------------|-------------------------------------------|
| 1. Whitlock (Great Britain) .. 4: 30: 41.4 ¹⁾ | | |
| 2. Schwab (Switzerland) 4: 32: 09.2 ¹⁾ | | |
| 3. Bubenko (Latvia) 4: 32: 42.2 ¹⁾ | | |
| 4. Štokr (Czechoslovakia) 4: 34: 00.2 ¹⁾ | | |
| 5. Bruun (Norway) 4: 34: 53.2 ¹⁾ | | |
| 6. Bleiweiß (Germany) 4: 36: 48.4 ¹⁾ | | |
| 7. Reiniger (Switzerland) ... 4: 40: 45.0 ¹⁾ | 14. Gobbato (Italy)..... 4: 49: 51.0 ¹⁾ | 20. Firea (Rumania) 5: 09: 39.0 |
| 8. Laisné (France)..... 4: 41: 40.0 ¹⁾ | 15. Aebersold (Switzerland) .. 4: 51: 14.0 | 21. Mangan (U.S.A.) 5: 12: 00.2 |
| 9. Biergowoj (Poland) 4: 42: 49.0 ¹⁾ | 16. Dill (Germany)..... 4: 51: 26.0 | 22. Tsai (China) 5: 16: 02.4 |
| 10. Toscani (Holland) 4: 42: 59.4 ¹⁾ | 17. Lloyd-Johnson (Great | 23. Koehler (U.S.A.) 5: 20: 18.2 |
| 11. Segerström (Sweden) 4: 43: 30.4 ¹⁾ | Britain) 4: 54: 56.0 | 24. Chow, Y.Y. (China) 5: 25: 01.0 |
| 12. Rivolta (Italy) 4: 48: 47.0 ¹⁾ | 18. Brignoli (Italy) 4: 58: 12.0 | 25. Chang, C.C. (China) 5: 26: 54.2 |
| 13. Courtois (France) 4: 49: 07.0 ¹⁾ | 19. Naraoka (Japan)..... 5: 07: 15.0 | 26. Crosbie (U.S.A.) 5: 31: 44.2 |

Withdrew or eliminated: Beck (Denmark), Hopkins (Great Britain), Dalinsch (Latvia), Kruhklinsch (Latvia), Grandin (Sweden), Löf (Sweden), Prehn (Germany)

¹⁾ Better than the Olympic Record.

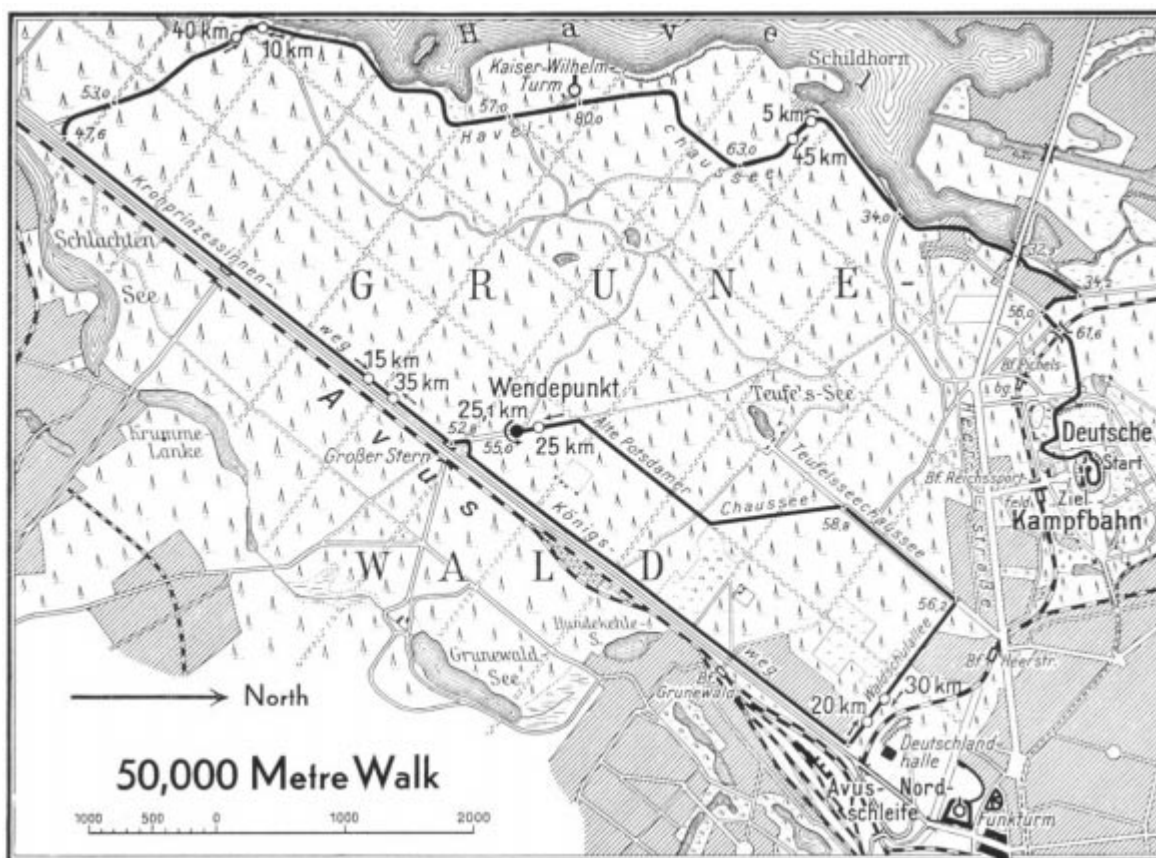
Intermediate Times and Intermediate Positions

Leading Groups

kms.	First	Second	Third	Fourth	Fifth
3.5	Segerström 0: 16: 51.6	Prehn 0: 17: 31.0	Löf 0: 18: 11.0	Štork 0: 18: 31.0	Laisné 0:18: 39.0
5.5	Prehn 0: 26: 53.6	Segerström 0: 26: 54.6	Löf 0: 27: 23.0	Laisné 0: 27: 42.0	Stork 0:28:06.0
7.5	Prehn 0: 37: 11.6	Segerström 0: 37: 11.6	Štork 0: 37: 41.0	Löf 0: 37: 46.0	Laisné 0:37:46.0
10.0	Prehn 0: 46: 40.0	Segerström 0: 46: 48.0	Štork 0: 46: 48.0	Löf 0: 46: 48.0	Laisné 0:46:49.0
11.5	Segerström 0: 57: 19.0	Prehn 0: 57: 47.0	Štork 0: 58: 34.0	Löf 1: 00: 05.0	Laisné 1: 00: 05.0
15.0	Segerström 1: 12: 22.0	Štork 1: 12: 25.0	Prehn 1:13:20.0	Löf 1: 13: 52.0	Laisné 1:14: 22.0
17.5	Stork 1: 28: 20.0	Segerström 1: 29: 26.0	Prehn 1:29:51.0	Dalinsch . . . 1: 30: 00.0	Löf 1:30:02.0
20.0	Stork 1: 41: 31.0	Dalinsch . . . 1: 42: 36.0	Bleiweiß . . . 1: 43: 26.0	Prehn 1: 44: 36.0	Löf 1:44:38.0
22.0	Stork 1: 53: 25.0	Dalinsch . . . 1: 53: 25.0	Bleiweiß . . . 1:55:19.0	Bruun 1: 55: 20.0	Prehn 1:55:21.0
25.0	Dalinsch . . . 2: 08: 43.0	Štork 2: 09: 26.0	Whitlock . . . 2:11:15.0	Bleiweiß . . . 2: 11: 25.0	Laisné 2:11:36.0
28.0	Dalinsch . . . 2: 25: 10.0	Whitlock . . . 2: 26: 50.0	Štork 2: 28: 40.0	Bleiweiß . . . 2: 28: 41.0	Schwab 2: 28: 55.0
30.0	Dalinsch . . . 2: 37: 12.0	Whitlock . . . 2: 38: 12.0	Schwab 2:38:47.0	Bleiweiß . . . 2: 39: 02.0	Štork 2: 39: 20.0
32.5	Whitlock . . . 2: 51: 48.0	Dalinsch . . . 2: 52: 02.0	Schwab 2:52:58.0	Štork 2: 52: 58.0	Bubenko . . . 2: 53: 58.0
35.5	Whitlock . . . 3: 09: 09.0	Štork 3: 10: 51.0	Schwab 3:11: 03.0	Bubenko . . . 3: 11: 57.0	Laisné 3: 12: 11.0
38.5	Whitlock . . . 3: 25: 41.0	Schwab 3: 27: 00.0	Štork 3: 27: 21.0	Bubenko . . . 3: 27: 55.0	Laisné 3: 30: 12.0
40.5	Whitlock . . . 3: 37: 11.0	Štork 3: 38: 44.0	Schwab 3: 38: 59.0	Bubenko . . . 3: 39: 11.0	Prehn 3: 42: 55.0
42.5	Whitlock . . . 3: 48: 56.0	Schwab 3: 49: 56.0	Bubenko 3: 50: 45.0	Štork 3: 51: 00.0	Laisné 3: 53: 00.0
44.5	Whitlock . . . 4: 00: 16.0	Schwab 4: 00: 51.0	Bubenko 4: 01: 30.0	Štork 4: 02: 35.0	Bruun 4: 05: 15.0
48.0	Whitlock . . . 4: 17: 22.0	Schwab 4: 18: 34.0	Bubenko 4: 20: 37.0	Štork 4: 21: 25.0	Bruun 4: 22: 13.0
Finish	Whitlock . . . 4: 30: 41.4	Schwab 4: 32: 09.2	Bubenko 4: 32: 42.2	Štork 4: 34: 00.2	Bruun 4: 34: 53.2

Intermediate Records of the First Ten Finalists

Name	Final Place	7.5	10.0	15.0	17.5	20.0	22.0	25.0	28.0	30.0	32.5	38.5	40.5	42.5	44.5	48.0
Whitlock	1	13	10	9	9	9	6	3	2	2	1	1	1	1	1	1
Schwab	2	19	17	18	15	12	10	7	5	3	3	2	3	2	2	2
Bubenko	3	15	12	12	10	10	9	8	6	6	5	4	4	3	3	3
Štork	4	3	3	2	1	1	1	2	3	5	4	3	2	4	4	4
Bruun	5	6	6	7	7	7	4	6	8	8	8	8	7	6	5	5
Bleiweiß	6	7	7	8	6	3	3	4	4	4	6	6	8	7	7	6
Reiniger	7	22	22	15	13	11	11	10	10	11	11	9	9	8	8	7
Laisné	8	5	5	5	8	8	7	5	7	7	7	5	6	5	6	8
Bieregowoj . .	9	8	8	13	11	13	13	11	11	10	10	10	10	9	9	9
Toscani	10	14	13	14	18	18	16	15	16	14	14	11	11	10	10	10





Whitlock (Great Britain), the victor in the 50 kilometre walking race, arrives at the Olympic Stadium after 4: 30: 41.4 hours.

Lower right: Whitlock (Great Britain), Schwab (Switzerland) and Bubenko (Latvia) ready for the victory ceremony.

Lower left: Rivolta (Italy) receives a refreshing drink.



Decathlon

OLYMPIC VICTOR: Glenn Morris (U.S.A.), 7,900 Points

Second: Robert Clark (U.S.A.), 7,601 Points

Third: Jack Parker (U.S.A.), 7,275 Points

Stockholm, 1912:	H. Wieslander (Sweden)	6,220 Points according to present scoring system
Antwerp, 1920:	H. Lövland (Norway)	6,014 Points according to present scoring system
Paris, 1924:	H. Osborn (U.S.A.)	6,877 Points according to present scoring system
Amsterdam, 1928:	P. Yrjölä (Finland)	7,116 Points according to present scoring system
Los Angeles, 1932:	J. Bausch (U.S.A.)	7,398 Points according to present scoring system

Entries and participation. Entered: 21 nations with 36 athletes. Competed: 17 nations with 28 athletes
 Maximum number of entries and competitors: 3 per nation

Time-Table

August 7th, Morning: 100 m., broad jump
 Afternoon: Putting the shot, high jump, 400 m.

August 8th, Morning: 110 m. hurdles, throwing the discus
 Afternoon: Pole vault, throwing the javelin, 1,500 m.

RECORDS BEFORE THE OLYMPIC GAMES

World Record: 7,824 points, H. Sievert (Germany), 1935.—Olympic Record: 7,398 points, J. Bausch (U.S.A.), Los Angeles, 1932.



100 Metre Race: Huber (Germany), Morris (U.S.A.), Klein (Czechoslovakia).



Broad jump: Clark (U.S.A.).



Putting the shot: Morris (U.S.A.).



High jump: Clark (U.S.A.).



400 metre race: Dahlgren (Sweden) and Dällenbach (Switzerland).



110 metre hurdles: Morris (U.S.A.).



Throwing the javelin: Morris (U.S.A.).



The end of the gruelling competition late in the evening of the second day:
1,500 metre race. Morris (U.S.A.) in front.

First Day • August 7th

10.00 a.m.: 100 m. • 11.30 a.m.: Broad Jump • 3.00 p.m.: Putting the Shot • 4.00 p.m.: High Jump • 5.45 p.m.: 400m.

Weather: Morning: Temperature between 20° and 22° C.; dry ground; slightly overcast or sunny sky; slight wind of a velocity between 1.5 and 1.6 per. sec.

Afternoon: Temperature between 20° and 21° C.; dry ground; overcast sky; wind velocity between 1.2 and 0.9m. per sec.

100 Metres

1st Heat	sec. pts.	2nd Heat	sec. pts.	3rd Heat	sec. pts.	4th Heat	sec. pts.
1. Binet	11.4 735	1. Parker	11.4 735	1. Guhl	11.3 760	1. Brassler	11.6 686
2. Natvig	12.1 576	2. Csányi	11.6 686	2. Tolamo	11.5 710	2. Plawczyk	11.6 686
3. Reinikka	12.1 576	3. Chow, Ch. S.	12.2 556	3. Bexell	11.6 686	3. Wenzel	12.2 556
5th Heat	sec. pts.	6th Heat	sec. pts.	7th Heat	sec. pts.	8th Heat	sec. pts.
1. Clark	10.9 872	1. Dahlgren	11.6 686	1. Järvinen, A.	11.4 735	1. Doitscheff	11.5 710
2. Bonnet	11.6 686	2. Dällenbach	11.9 618	2. Bácsalmási	12.1 576	2. Sterzl	11.7 662
3. Reimer	12.0 597	3. Dimsa	11.9 618	3. Boulanger	12.4 517	3. Bühler	11.8 640
		9th Heat	sec. pts.	10th Heat	sec. pts.		
		1. Morris	11.1 814	1. Vilmundarson	12.6 481		
		2. Huber	11.5 710	(started alone)			
		3. Klein	11.6 686				

Competitors	Broad Jump				Putting the Shot				High Jump	
	1st Jump	2nd Jump	3rd Jump	Points	1st Putt	2nd Putt	3rd Putt	Points	Height	Points
	m.	m.	m.		m.	m.	m.		m.	
Binet	6.32	—	6.55	688	6.98	8.26	—	421	1.65	616
Natvig	6.50	6.55	6.39	688	—	12.89	12.37	705	1.85	846
Reinikka	6.20	6.20	6.32	632	11.61	12.74	12.22	690	1.70	671
Parker	7.18	7.35	7.34	899	13.44	13.52	13.09	767	1.80	786
Csányi	6.42	6.24	6.39	656	14.00	13.89	13.79	816	1.60	563
Chow, Ch. S.	6.28	—	—	622	—	—	—	—	—	—
Guhl	7.04	6.85	6.83	815	12.30	11.72	12.29	649	1.80	786
Bexell	6.42	6.41	6.68	721	13.54	13.22	13.54	769	1.75	727
Tolamo	—	6.81	6.84	762	12.33	12.68	12.57	685	1.75	727
Plawczyk	6.98	6.94	7.12	836	11.93	11.48	11.94	615	1.85	846
Brassler	5.74	6.69	6.62	723	13.40	13.49	12.52	764	1.90	909
Wenzel	6.08	6.25	5.99	615	12.43	12.37	12.02	661	1.65	616
Bonnet	6.36	6.57	6.66	716	13.45	13.50	13.45	765	1.75	727
Reimer	5.92	5.92	5.91	538	—	—	—	—	—	—
Clark	7.62	—	7.36	977	12.68	12.67	12.44	685	1.80	786
Dahlgren	6.58	6.65	6.50	713	12.44	12.63	12.48	680	1.75	727
Dällenbach	6.29	6.06	6.36	641	11.59	11.12	11.24	584	1.70	671
Dimsa	6.21	6.30	6.36	641	13.66	13.47	12.60	781	1.70	671
Bácsalmási	6.66	6.40	6.78	746	11.58	11.77	—	600	1.75	727
Järvinen, A.	6.69	—	6.52	723	13.33	12.92	13.53	768	1.75	727
Boulanger	5.57	5.85	5.59	522	—	9.60	9.92	440	1.60	563
Sterzl	6.28	6.52	6.22	681	10.85	10.98	10.60	530	1.75	727
Bühler	6.18	6.03	6.48	671	12.94	12.76	13.25	740	1.75	727
Doitscheff	6.01	6.35	6.05	639	11.94	11.89	12.26	645	1.70	671
Vilmundarson	5.62	—	—	472	—	—	—	—	—	—
Morris	6.63	6.83	6.97	796	13.59	14.10	13.35	826	1.85	846
Huber	6.76	6.89	6.78	775	12.43	12.70	12.50	687	1.70	671
Klein	6.22	6.18	6.03	608	10.99	10.91	10.77	530	1.55	512

Withdrew after the Broad Jump: Reimer (Chile), Chow, Ch. S. (China), Vilmundarson (Iceland)

400 Metres

1st Heat	sec. pts.	2nd Heat	sec. pts.	3rd Heat	sec. pts.	4th Heat	sec. pts.
1. Binet	52.2 755	1. Tolamo	51.2 807	1. Clark	50.0 874	1. Järvinen, A.	50.7 834
2. Reinikka	52.5 740	2. Guhl	52.3 750	2. Dahlgren	51.2 807	2. Bácsalmási	53.1 711
3. Natvig	56.3 574	3. Parker	53.3 701	3. Brassler	51.5 791	3. Doitscheff	54.1 665
		4. Csányi	54.0 669	4. Dällenbach	53.6 687	4. Bühler	54.5 647
		5. Plawczyk	54.0 669	3. Bonnet	53.7 683	5. Boulanger	55.1 622
		6. Bexell	54.9 630	6. Wenzel	55.3 614		
		5th Heat	sec. pts.				
		1. Morris	49.4 910				
		2. Huber	52.3 750				
		3. Klein	53.3 701				
		4. Sterzl	53.3 701				

Withdrew: Reimer (Chile), Chow, Ch. S. (China), Vilmundarson (Iceland), Dimsa (Latvia)

Second Day • August 8th

10.00 a.m.: 110 m. Hurdles • 11.00 a.m.: Throwing the Discus • 3.00 p.m.: PoleVault • 4.30 p.m.: Throwing the Javelin • 5.30 p.m.: 1,500 m.

Weather: Morning: Temperature between 17° and 18° C.; slightly damp ground; overcast sky; slight winds of a velocity between 1.3 and 1.6 m. per sec.

Afternoon: Temperature between 19° and 20° C.; partly sunny sky; slight winds of a velocity between 1.9 and 1.5 m. per sec.

110 Metre Hurdles

1st Heat	sec. pts.	2nd Heat	sec. pts.	3rd Heat	sec. pts.	4th Heat	sec. pts.
1. Binet	16.0 776	1. Parker.....	15.0 929	1. Besell	16.0 776	1. Brassler	16.2 749
2. Natvig	16.1 762	2. Guhl.....	15.6 833	2. Plawczyk	16.4 723	2. Wenzel	18.2 529
3. Reinikka	16.5 710	3. Csányi.....	17.0 651	3. Tolamo	16.6 698		

5th Heat	sec. pts.	6th Heat	sec. pts.	7th Heat	sec. pts.	8th Heat	sec. pts.
1. Dahlgren	16.0 776	1. Clark.....	15.7 818	1. Doitscheff	16.3 736	1. Morris	14.9 946
2. Dällénbach.....	18.3 736	2. Bonnet	16.2 749	2. Sterzl	16.5 710	2. Huber	15.8 804
3. Bácsalmási	18.4 511	3. Boulanger	19.2 444	3. Bühler	16.6 698	3. Klein	17.3 618

Withdrew: Reimer (Chile), Chow, Ch. S. (China), Vilmundarson (Iceland), Dimsa (Latvia), Järvinen, A. (Finland)

Competitors	Throwing the Discus				Pole Vault ¹⁾		Throwing the Javelin ²⁾	
	1st Throw	2nd Throw	3rd Throw	Points	Height	Points	Length	Points
	m.	m.	m.		m.		m.	
Binet	26.87	—	—	363	—	—	—	—
Natvig	39.37	39.60	35.93	699	3.70	775	58.36	748
Reinikka	33.71	37.38	38.61	670	3.90	862	50.80	602
Parker	—	36.98	39.11	685	3.50	692	56.46	710
Csányi	32.15	35.86	35.61	593	3.70	775	48.70	564
Guhl	36.38	40.97	37.28	740	3.30	613	51.02	606
Bexell	—	38.83	—	677	3.70	775	57.07	722
Tolamo	31.89	22.12	34.36	552	—	—	—	—
Plawczyk	38.01	37.29	38.30	662	3.70	775	54.26	667
Brasser	—	37.38	39.45	695	3.40	652	55.75	696
Wenzel	36.61	37.11	30.69	628	3.20	575	54.93	680
Bonnet	—	39.16	35.93	686	3.60	733	58.15	744
Clark	39.39	38.07	37.38	693	3.70	775	51.12	608
Dahlgren	34.65	37.49	38.06	655	3.30	613	47.74	546
Dällénbach	32.76	32.02	33.18	520	3.60	733	52.39	632
Bácsalmási	39.64	—	—	701	3.90	862	55.90	699
Boulanger	—	—	25.20	324	3.30	613	43.43	471
Sterzl	35.33	30.86	32.93	578	3.20	575	—	—
Bühler	36.12	36.03	36.43	609	3.30	613	43.10	466
Doitscheff	29.81	38.25	37.41	660	3.70	775	48.43	559
Morris	39.27	43.02	37.87	803	3.50	692	54.52	672
Huber	35.46	34.30	34.80	582	3.80	818	56.45	710
Klein	35.55	35.64	35.88	593	3.10	538	51.72	619

¹⁾ Withdrew: Reimer (Chile), Chow, Ch. S. (China), Vilmundarson (Iceland), Dimsa (Latvia), Järvinen, A. (Finland), Binet (Belgium), Tolamo (Finland). ²⁾ Withdrew: Reimer (Chile), Chow, Ch. S. (China), Vilmundarson (Iceland), Dimsa (Latvia), Järvinen, A. (Finland), Binet (Belgium), Tolamo (Finland), Sterzl (Austria).

1,500 Metres

1st Heat	min. sec. pts.	2nd Heat	min. sec. pts.	3rd Heat	min. sec. pts.
1. Reinikka	4:32.4 602	1. Wenzel	4:34.6 584	1. Morris.....	4:33.2 595
2. Bexell	4:40.4 541	2. Clark	4:44.4 513	2. Boulanger	4:35.0 581
3. Guhl	4:49.2 481	3. Dällénbach	4:48.0 489	3. Huber	4:35.2 580
4. Plawczyk	5:04.0 392	4. Bonnet	4:54.0 450	4. Klein	4:49.6 478
5. Natvig	5:05.0 386	5. Bácsalmási	5:30.6 262	5. Doitscheff	5:34.2 247
8. Brassler	5:06.0 381				
7. Parker	5:07.8 371				

Withdrew: Reimer (Chile), Chow, Ch. S. (China), Vilmundarson (Iceland), Dimsa (Latvia), Järvinen, A. (Finland), Binet (Belgium), Tolamo (Finland), Sterzl (Austria), Dahlgren (Sweden), Csányi (Hungary), Bühler (Switzerland)

Final Results and Standing after the Various Competitions


Competitors	1st Exercise 100 Metres		2nd Exercise Broad Jump		3rd Exercise Shot Put		4th Exercise High Jump		5th Exercise 400 Metres		6th Exercise 110 m. Hurdles		7th Exercise Discus		8th Exercise Pole Vault		9th Exercise Javelin		10th Exercise 1500 Metres	
1. Morris (U.S.A.)	814	2.	1.610	3.	2.436	2.	3.282	2.	4.192	2.	5.138	1.	5.941	1.	6.633	1.	7.305	1.	7.900 ¹⁾	1.
2. Clark (U.S.A.)	872	1.	1.849	1.	2.534	1.	3.320	1.	4.194	1.	5.012	2.	5.705	2.	6.480	2.	7.088	2.	7.601 ²⁾	2.
3. Parker (U.S.A.)	735	4a	1.634	2.	2.401	3.	3.187	3.	3.888	3.	4.817	3.	5.502	3.	6.194	3.	6.904	3.	7.275	3.
4. Huber (Germany)	710	7a	1.485	6.	2.172	8.	2.843	11.	3.593	10.	4.397	6.	4.979	10.	5.797	7.	6.507	6.	7.087	4.
5. Brassler (Holland)	686	10a	1.409	10.	2.173	7.	3.082	4.	3.873	4.	4.622	4.	5.317	5.	5.969	4.	6.665	4.	7.046	5.
6. Guhl (Switzerland)	760	3.	1.575	4.	2.224	5.	3.010	5.	3.760	6.	4.593	5.	5.333	4.	5.946	5.	6.552	5.	7.033	6.
7. Bexell (Sweden)	686	10b	1.407	11.	2.176	6.	2.903	8.	3.533	12.	4.309	11.	4.986	9.	5.761	8.	6.483	8.	7.024	7.
8. Bonnet (Germany)	686	10c	1.402	12.	2.167	9.	2.894	9.	3.577	11.	4.326	10.	5.012	8.	5.745	9.	6.489	7.	6.939	8.
9. Plawczyk (Poland)	686	10d	1.522	5.	2.137	12.	2.983	6.	3.652	8.	4.375	9.	5.037	7.	5.812	6.	6.479	9.	6.871	9.
10. Natvig (Norway)	576	22a	1.264	20.	1.969	17.	2.815	12.	3.383	15.	4.151	12.	4.850	12.	5.625	11.	6.373	10.	6.759	10.
11. Reinikka (Finland)	576	22b	1.208	23.	1.898	19.	2.569	20.	3.309	18.	4.019	16.	4.689	15.	5.551	12.	6.153	12.	6.755	11.
12. Bácsalmási (Hungary)	576	22c	1.322	17.	1.922	18.	2.649	18.	3.360	16.	3.871	20.	4.572	18.	5.434	14.	6.133	13.	6.395	12.
13. Dälenbach (Switzerland)	618	19a	1.259	21a	1.843	22.	2.514	21.	3.201	21.	3.937	19.	4.457	19.	5.190	17.	5.822	16.	6.311	13.
14. Doitscheff (Bulgaria)	710	7b	1.349	14.	1.994	16.	2.665	17.	3.330	17.	4.066	14.	4.726	14.	5.501	13.	6.060	14.	6.307	14.
15. Wenzel (Chile)	556	25a	1.171	25.	1.832	23.	2.448	23.	3.062	22.	3.591	22.	4.219	22.	4.794	19.	5.474	18.	6.058	15.
16. Klein (Czechoslovakia)	686	10e	1.294	19.	1.824	24.	2.336	24.	3.037	23.	3.655	21.	4.248	21.	4.786	20.	5.405	19.	5.883	16.
17. Boulanger (Belgium)	517	27.	1.039	27.	1.479	25.	2.042	25.	2.664	24.	3.108	23.	3.432	23.	4.045	21.	4.516	20.	5.097	17.
— Dahlgren (Sweden)	686	10f	1.399	13.	2.079	13.	2.806	13.	3.613	9.	4.389	7a	5.044	6.	5.657	10.	6.203	11.	eliminated	—
— Csányi (Hungary)	686	10g	1.342	16.	2.158	10.	2.721	15.	3.390	14.	4.041	15.	4.634	16.	5.409	15.	5.973	15.	eliminated	—
— Bühler (Switzerland)	640	18.	1.311	18.	2.051	14.	2.778	14.	3.425	13.	4.123	13.	4.732	13.	5.345	16.	5.811	17.	eliminated	—
— Binet (Belgium)	735	4b	1.423	9.	1.844	21.	2.460	22.	3.215	20.	3.991	18.	4.354	20.	eliminated	—	—	—	—	—
— Sterzl (Austria)	662	17.	1.343	15.	1.873	20.	2.600	19.	3.301	19.	4.011	17.	4.589	17.	5.164	18.	eliminated	—	—	—
— Tolamo (Finland)	710	7c	1.472	7.	2.157	11.	2.884	10.	3.691	7.	4.389	7b	4.941	10.	eliminated	—	—	—	—	—
— Järvinen, A. (Finland)	735	4c	1.458	8.	2.226	4.	2.953	7.	3.787	5.	eliminated	—	—	—	—	—	—	—	—	—
— Dimsa (Latvia)	618	19b	1.259	21b	2.040	15.	2.711	16.	eliminated	—	—	—	—	—	—	—	—	—	—	—
— Reimer (Chile)	597	21.	1.135	26.	eliminated	—	—	—	—	—	—	—	—	—	—	—	—	—	—	—
— Chow, Ch. S. (China)	556	25b	1.178	23.	eliminated	—	—	—	—	—	—	—	—	—	—	—	—	—	—	—
— Vilmundarson (Iceland)	481	28.	953	28.	eliminated	—	—	—	—	—	—	—	—	—	—	—	—	—	—	—

¹⁾ Better than the World and Olympic Record. ²⁾ Better than the Olympic Record.



Above:
The stars and stripes
on all three victory
masts.
The decathlon
athletes, Morris, Clark
and Parker, at the
victory ceremony.

11/10



XI. Olympiade Berlin 1936
Oberleitung Leichtathletik (I.A.A.F.)

Zehnkampf

Name: Morris, Glenn E.

Nation: U.S.A.

Start-Nr.: 801

Lfd. Nr.	Wettbewerb	Leistung	Punkte	Platz
1	100-m-Lauf	11.1 Sek.	814 ✓	
2	Weitsprung	6.94 ✓	796 ✓	
3	Kugelstoß	14.10 m ✓	1610 ✓	3 ✓
4	Hochsprung	1.85 m ✓	826 ✓	
5	400-m-Lauf	49.4 Sek.	2436 ✓	2 ✓
6	110 m Hürdenlauf	14.9 Sek.	846 ✓	
7	Diskuswurf	43.02 m ✓	3282 ✓	2 ✓
8	Stabhochsprung	3.50 m ✓	970 ✓	
9	Speerwurf	54.52 m ✓	4192 ✓	2 ✓
10	1500-m-Lauf	4:33.2 Min.	946 ✓	
			5138 ✓	1 ✓
			803 ✓	
			5941 ✓	1 ✓
			692 ✓	
			6633 ✓	1 ✓
			672 ✓	
			7305 ✓	1 ✓
			595 ✓	
			7900 ✓	1 ✓

Berlin, den 8. August 1936

Berechnet: [Signature] Nachgeprüft: [Signature] Obmann: [Signature]

The score card of the
outstanding athlete of
the Eleventh Olympic
Games,
Glenn E. Morris.



Starter Miller has a few cheerful words for the lady athletes before their competitions begin.

100 Metres—Women

OLYMPIC VICTOR: Helen Stephens (U.S.A.), 11.5 sec.

Second: Stanisława Walasiewiczówna (Poland), 11.7 sec.

Third: Käthe Krauß (Germany), 11.9 sec.

Amsterdam, 1928: E. Robinson (U.S.A.), 12.2 sec.

Los Angeles, 1932: S. Walasiewiczówna (Poland), 11.9 sec.

Entries and participation. Entered: 15 nations with 31 athletes. Competed: 15 nations with 30 athletes
Maximum number of entries and competitors: 3 per nation

RECORDS BEFORE THE OLYMPIC GAMES

World Record: 11.6 sec., H. Stephens (U.S.A.), 1935. — Olympic Record: 11.9 sec., S. Walasiewiczówna (Poland), Los Angeles, 1932.

First Round • August 3rd • 4.00 p.m.

Weather: Overcast sky; damp ground; temperature about 20° C.; decided following wind of 2.9 m. per sec. velocity and, therefore, too strong for recognition of records

The two best of each heat qualify for the Semi-Finals

1st Heat		2nd Heat		3rd Heat	
1. Albus (Germany)	12.4	1. Stephens (U.S.A.).....	11.4 ¹⁾	1. Walasiewiczówna (Poland).....	12.5
2. Vancura (Austria).....	12.5	2. Dolson (Canada).....	12.3	2. Essmann (Finland)	12.8
3. Cameron (Canada)	12.7	3. Neumann (Austria)	12.9	3. Koning (Holland)	12.9
4. Bland (U.S.A.)		4. Komiya (Japan)		4. Perrou (France)	
5. Halttu (Finland)		5. Hofman (Yugoslavia)		5. Lee (China)	
4th Heat		5th Heat		6th Heat	
1. Hiscock (Great Britain)	12.6	1. Krauss (Germany).....	12.1	1. Dollinger (Germany).....	12.0
2. Rogers (U.S.A.)	12.8	2. Meagher (Canada)	12.4	2. Burke (Great Britain)	12.4
3. de Vries (Holland).....	13.0	3. Brown (Great Britain)	12.6	3. Lanitis, D. (Greece)	12.8
4. Machmer (Austria)		4. Romanić (Yugoslavia)		4. Mabile (France)	
5. From (Finland)		5. Testoni (Italy)		5. Martinez (Chile)	

Semi-Finals • August 3rd • 5.30 p.m.

Weather: Overcast sky; slightly damp ground; temperature about 19° C.; decided following wind of 2.4 m. per sec. velocity on the track and, therefore, too strong for recognition of records

The three best of each heat qualify for the Final

1st Heat		2nd Heat	
1. Stephens (U.S.A.).....	11.5 ¹⁾	1. Dollinger (Germany).....	12.0
2. Krauss (Germany)	11.9	2. Walasiewiczówna (Poland).....	12.0
3. Albus (Germany)	12.2	3. Rogers (U.S.A.)	12.1
4. Hiscock (Great Britain)		4. Burke (Great Britain)	
5. Meagher (Canada)		5. Dolson (Canada)	
6. Vancura (Austria)		6. Essmann (Finland)	

Lanes from inside to outside
Albus—Meagher—Stephens—Krauss—
Vancura—Hiscock

Lanes from inside to outside
Rogers—Dolson—Essman—Walasie-
wiczówna—Dollinger—Burke

FINAL

August 4th • 4.00 p.m.

Weather: Overcast sky; temperature about 17.5° C.; decided following wind of 3.5 m. per sec. velocity on the track and, therefore, too strong for recognition of records

1. Stephens (U.S.A.).....	11.5 ¹⁾
2. Walasiewiczówna (Poland)	11.7 ²⁾
3. Krauss (Germany).....	11.9 ³⁾
4. Dollinger (Germany)	
5. Rogers (U.S.A.)	
6. Albus (Germany)	

Lanes from inside to outside
Dollinger—Rogers—Albus—Stephens—
Krauss—Walasiewiczówna

¹⁾ Better than the World and Olympic Record, not accepted, however, as World Record owing to a following wind. ²⁾ Better than the Olympic Record. ³⁾ Equal to the Olympic Record.



The victory ceremony for the winners in the 100 metre race.



80 Metre Hurdles—Women

OLYMPIC VICTOR: Trebisonda Valla (Italy), 11.7 sec.

Second: Anny Steuer (Germany), 11.7 sec.

Third: Elizabeth Taylor (Canada), 11.7 sec.

Los Angeles, 1932: M. Didrikson (U.S.A.), 11.7 sec.—The 80 m. Hurdles for Women were run for the first time at Los Angeles

Entries and participation. Entered: 12 nations with 23 athletes. Competed: 11 nations with 22 athletes
Maximum number of entries and competitors: 3 per nation

RECORDS BEFORE THE OLYMPIC GAMES

World Record: 11.6 sec., R. Engelhard (Germany), 1934.—Olympic Record: 11.7 sec., M. Didrikson (U.S.A.), Los Angeles, 1932.

First Round • August 5th • 3.30 p.m.

Weather: Slightly overcast sky; slightly damp ground; temperature about 17° C.; decided following wind of 3.0 m. per sec. velocity on the track

The three best of each heat qualify for the Semi-Finals

1st Heat		2nd Heat		3rd Heat		4th Heat	
1. Testoni (Italy)	12.0	1. Webb (Great Britain)	11.8	1. Taylor (Canada)	12.0	1. Schaller (U.S.A.)	11.8
2. Tiffen (Great Britain)	12.2	2. Eckert (Germany)	12.0	2. O'Brien (U.S.A.)	12.0	2. Valla (Italy)	11.9
3. Lanitis, D. (Greece)	12.6	3. Pickett (U.S.A.)	12.4	3. Steuer (Germany)	12.1	3. ter Braake (Holland)	12.0
4. Puchberger (Austria)		4. Mitsui (Japan)		4. Whitehead (Great Britain)		4. Atkins (Canada)	
5. Mabelle (France)		5. Kolbach (Austria)		5. Doorgeest (Holland)		5. Le Viseur (Germany)	
				6. Machmer (Austria)		6. Stefanini (Yugoslavia)	

Semi-Finals • August 5th • 5.30 p.m.

Weather: Overcast sky; dry ground; temperature about 15° C.; decided following wind of 2.8 m. per sec. velocity

The three best of each heat qualify for the Final

1st Heat		2nd Heat	
1. Valla (Italy)	11.6 ¹⁾	1. ter Braake (Holland)	11.8
2. Taylor (Canada)	11.7 ²⁾	2. Eckert (Germany)	11.8
3. Steuer (Germany)	11.7 ²⁾	3. Testoni (Italy)	11.8
4. O'Brien (U.S.A.)		4. Schaller (U.S.A.)	
5. Webb (Great Britain)		5. Tiffen (Great Britain)	
6. Lanitis, D. (Greece)		6. Pickett (U.S.A.)	fell
Lanes from inside to outside Steuer—Taylor—Webb—O'Brien— Lanitis—Valla		Lanes from inside to outside Tiffen—Testoni—Eckert—Schaller— ter Braake—Pickett	

¹⁾ Equal to the World Record and better than the Olympic Record. Not accepted as World Record. ²⁾ Equal to the Olympic Record.



The last hurdle. The timing camera had to be resorted to before the victor could be announced.

FINAL

August 6th • 5.30 p.m.

Weather: Slightly overcast, sunny sky; temperature about 18° C.; wind of 1.4 m. per sec. velocity, coming diagonally from behind

- | | |
|---------------------------------------------------|-------------------------|
| 1. Valla (Italy) 11.7 ²) | 4. Testoni (Italy) |
| 2. Steuer (Germany) 11.7 ²) | 5. ter Braake (Holland) |
| 3. Taylor (Canada) 11.7 ²) | 6. Eckert (Germany) |

Decided by time camera

Lanes from inside to outside
 Steuer—Testoni—Taylor—Valla—
 ter Braake—Eckert

²) Equal to the Olympic Record.

Lady hurdlers
 (left to right):
 Trebisonda
 Valla (first),
 Doris Eckert
 (sixth),
 Amy Steuer
 (second),
 Catharina
 Elisabeth
 ter Braake
 (fifth) and
 Claudia
 Testoni
 (fourth).





The victory ceremony: Ipolya Csák (Hungary), Dorothy Odam (Great Britain) and Elfriede Kaun (Germany) during the playing of the Hungarian anthem.

High Jump-Women

OLYMPIC VICTOR: Ipolya Csák (Hungary), 1.60 m.

Second: Dorothy Odam (Great Britain), 1.60 m.

Third: Elfriede Kaun (Germany), 1.60 m.

Amsterdam, 1928: E. Catherwood (Canada), 1.59 m.

Los Angeles, 1932: I. Shiley (U.S.A.), 1.65 m.

Entries and participation. Entered: 14 nations with 20 athletes. **Competed:** 12 nations with 17 athletes
Maximum number of entries and competitors: 3 per nation

RECORDS BEFORE THE OLYMPIC GAMES

World Record: 1.65 m., I. Shiley (U.S.A.), 1932.—Olympic Record: 1.65 m., I. Shiley (U.S.A.), Los Angeles, 1932.

August 9th • 3.00 p.m.

Weather: Temperature between 22° and 21° C.; sunny sky; dry ground; wind velocity between 1.6 and 1.3 m. per sec. on the track

The following competitors were eliminated:

1.30 m.:

Lipasti (Finland)

1.40 m.:

Stevens (Belgium)
Koopmans (Holland)
Nishida (Japan)

1.50 m.:

Carrington (Great Britain)
Nowak (Austria)
Bell (Canada)
Kelly (U.S.A.)
Arden (U.S.A.)

1.55 m.:

Carter (Australia)
Rogers (U.S.A.)
Koen (Holland)



Ibolya Csák (Hungary) completing the jump which gave her the Olympic victory.

FINAL

Took place following the Semi-Finals

Competitors	The bar was tipped 0, 1, 2, 3 at		Best Performance m.
	1.60 m.	1.62 m.	
1. Csák (Hungary)	1	3	1.60 ¹⁾
2. Odam (Great Britain).....	0	3	1.60 ¹⁾
3. Kaun (Germany)	2	3	1.60 ¹⁾
4. Ratjen (Germany)	3	—	1.58 ¹⁾
5. Nicolas (France)	3	—	1.58 ¹⁾

¹⁾ Decided by jump-off in which Csák alone reached 1.62 m., Odam gaining the second place before Kaun with a jump of 1.60 m.



Left: Tilly Fleischer (Germany) threw the javelin 45.18 metres, thereby establishing a new Olympic record.



Right: The winner of third place, Marja Kwasniewska (Poland).

Throwing the Javelin—Women

OLYMPIC VICTOR: Tilly Fleischer (Germany), 45.18 m.

Second: Luise Krüger (Germany), 43.29 m.

Third: Marja Kwasniewska (Poland), 41.80 m.

Los Angeles, 1932: M. Didrikson (U.S.A.), 43.69 m.—Not held before Los Angeles.

Entries and participation. Entered: 11 nations with 16 athletes. Competed: 10 nations with 14 athletes
Maximum number of entries and competitors: 3 per nation

RECORDS BEFORE THE OLYMPIC GAMES

World Record: 46.74 m., N. Gindele (U.S.A.), 1932.—Olympic Record: 43.69 m., M. Didrikson (U.S.A.), Los Angeles, 1932.

August 2nd • Trials • 3.00 p.m.

Weather: Sunny, dry weather; temperature between 18° and 19° C.; wind velocity 2.3 m. per sec. on the track, the wind blowing against the throwing direction

The following competitors were eliminated in the Trials:

Competitors	1st Throw m.	2nd Throw m.	3rd Throw m.	Best Performance m.
Wilhelmsen (U.S.A.)	32.91	31.84	37.35	37.35
de Kock (Holland)	36.93	34.77	35.03	36.93
Worst (U.S.A.)	35.86	36.69	35.80	36.69
van Kesteren (Belgium)	27.30	33.13	27.16	33.13
Lipasti (Finland)	33.58	32.67	33.69	33.69
Stanojević (Yugoslavia)	24.37	29.06	29.88	29.88
Burch (U.S.A.)	27.92	28.84	25.98	28.84
Connal (Great Britain)	27.80	26.53	26.98	27.80



The victors:
Tilly Fleischer,
behind her,
Luise Krüger
(Germany),
winner of
second place,
and left, Marja
Kwasniewska
(Poland).

FINAL
Took place following the Trials

Competitors	Trials			Finals			Best Performance m.
	1st Throw m.	2nd Throw m.	3rd Throw m.	1st Throw m.	2nd Throw m.	3rd Throw m.	
1. Fleischer (Germany)	38.60	44.69 ¹)	43.01	38.87	45.18 ¹)	42.19	45.18 ¹)
2. Krüger (Germany)	40.78	39.24	43.29	40.69	37.94	42.96	43.29
3. Kwasniewska (Poland)	41.80	38.49	39.75	39.45	40.10	37.77	41.80
4. Bauma (Austria)	33.42	38.43	41.66	40.15	39.90	39.73	41.66
5. Yamamoto (Japan)	40.88	38.44	41.18	39.52	41.24	41.45	41.45
6. Eberhardt (Germany)	36.26	41.00	39.18	39.91	41.37	40.68	41.37

Better than the Olympic Record.



Tilly Fleischer
in the loge of
the Führer.
Left, General
Göring and
Reich Sport
Leader von
Tschammer
und Osten.

Throwing the Discus—Women

OLYMPIC VICTOR: Gisela Mauermayer (Germany), 47.63 m.

Second: Jadwiga Wajsówna (Poland), 46.22 m.

Third: Paula Mollehauer (Germany), 39.80 m.

Amsterdam, 1928: H. Konopacka (Poland), 39.62 m.

Los Angeles, 1932: L. Copeland (U.S.A.), 40.58 m.

Entries and participation. Entered: 12 nations with 20 athletes. Competed: 11 nations with 19 athletes

Maximum number of entries and competitors: 3 per nation

RECORDS BEFORE THE OLYMPIC GAMES

World Record: 47.12 m., G. Mauermayer (Germany), 1935. (The World Record of 48.31 m. established by Mauermayer in July, 1936, was not yet recognized during the Olympic Games.)—Olympic Record: 40.58 m., L. Copeland (U.S.A.), Los Angeles, 1932.

Trials

August 4th • 3.15 p.m.

Weather: Overcast sky; occasional sun; dry weather; temperature about 19.5° C.; wind velocity on the track 3.7 m. per sec., the wind blowing diagonally in the throwing direction

The following competitors were eliminated in the Trials:

Competitors	1st Throw m.	2nd Throw m.	3rd Throw m.	Best Per- formance m.
Niesink (Holland).....	34.03	35.21	32.64	35.21
Wilhelmsen (U.S.A.)	33.68	34.43	—	34.43
Stephens (U.S.A.)	34.33	31.58	32.76	34.33
Gabric (Italy)	27.09	34.31	28.64	34.31
Held (Austria)	—	33.15	34.05	34.05
Schieferová (Czechoslovakia)	—	34.03	—	34.03
Kolbach (Austria).....	34.00	33.68	31.86	34.00
Vellu (France).....	29.92	29.51	33.95	33.95
Kojima (Japan).....	33.66	31.97	30.42	33.66
Koopmans (Holland).....	30.03	33.50	33.20	33.50
Neferović (Yugoslavia).....	—	33.02	27.67	33.02
Ferrara (U.S.A.)	29.50	32.52	31.07	32.52
Hagemann (Germany)	28.48	—	—	28.48

FINAL

Took place following the Trials

Competitors	Trials			Final			Best Per- formance m.
	1st Throw m.	2nd Throw m.	3rd Throw m.	1st Throw m.	2nd Throw m.	3rd Throw m.	
1. Mauermayer (Germany)	47.63 ¹⁾	41.64 ²⁾	40.70 ²⁾	36.27	43.54 ²⁾	44.26 ²⁾	47.63 ¹⁾
2. Wajsówna (Poland)	44.69 ²⁾	31.99	46.22 ²⁾	43.36 ²⁾	—	42.89 ²⁾	46.22 ²⁾
3. Mollenhauer (Germany).....	38.59	37.45	33.27	35.82	—	39.80	39.80
4. Nakamura (Japan)	35.84	37.21	38.24	31.39	32.73	37.87	38.24
5. Mineshima (Japan)	37.04	37.35	35.25	35.73	32.72	33.98	37.35
6. Lundström (Sweden)	35.82	33.97	31.84	35.92	31.33	34.42	35.92

¹⁾ Better than the World Record recognized at the Olympic Games, 1936, and better than the Olympic Record. ²⁾ Better than the Olympic Record.



The victor, Gisela Mauermayer (Germany), greatly exceeded the old Olympic record.



Jadwiga Wajsówna (Poland), who gained second place, returning with the discus.



Three happy victors. Left to right: Gisela Mauermayer (Germany), Jadwiga Wajsówna (Poland) and Paula Mollenhauer (Germany).



400 Metre Relay—Women

OLYMPIC VICTOR: U.S.A., 46.9 sec.

Second: Great Britain, 47.6 sec.

Third: Canada, 47.8 sec.

Amsterdam, 1928: Canada, 48.4 sec. Los Angeles, 1932: U.S.A., 46.7 sec.

Entries and participation. Entered: 10 nations with 62 athletes. Competed: 8 nations with 32 athletes
 Maximum number of entries: One team of 4 runners and 4 reserves per nation
 Maximum number of competitors: One team of 4 runners per nation

RECORDS BEFORE THE OLYMPIC GAMES

World Record: 47.0 sec., U.S.A. (Carew, Rogers, Furtch, von Bremen), 1932. (The World Record of 46.5 sec. established by Germany shortly before the Olympic Games was not yet recognized.)—Olympic Record: 47.0 sec., U.S.A. with the above team, Los Angeles, 1932.

Heats • August 8th • 3.30 p.m.

Weather: Temperature about 19.4° C.; overcast sky, but dry weather; side wind on the stretches of 1.9 m. per sec. velocity
 The three best teams of each heat qualify for the Final

1st Heat		2nd Heat	
1. U.S.A.	47.1	1. Germany	46.4 ¹⁾
(Bland, Rogers, Robinson, Stephens)		(Albus, Krauss, Dollinger, Dörffeldt)	
2. Canada	48.0	2. Great Britain	47.5
(Brookshaw, Dolson, Cameron, Meagher)		(Hiscock, Olney, Brown, Burke)	
3. Holland	48.4	3. Italy.....	48.6
(ter Braake, Koen, de Vries, Koning)		(Bongiovanni, Valla, Bullano, Testoni)	
4. Austria	49.9	4. Finland	49.5
(Machmer, Vancura, Neumann, Kolbach)		(Lipasti, From, Halttu, Essman)	

¹⁾ Better than the World and Olympic Record.



“But at the last exchange the baton was dropped . . .” The German team, which in the trial heats had established a new world record, appeared certain of victory . . . when Ilse Dörffeldt dropped the baton. Helen Stephens (U.S.A.) receives her baton nine metres behind the German runners.

FINAL

August 9th • 3.30 p.m.

Weather: Temperature about 22.3^o C.; sunny weather; side wind on the stretches of 1.6 m. per sec. velocity

1. U.S.A. 46.9¹⁾
(Bland, Rogers, Robinson, Stephens)
2. Great Britain 47.6
(Hiscock, Olney, Brown, Burke)
3. Canada 47.8
(Brookshaw, Dolson, Cameron, Meagher)
4. Italy 48.7
(Bongiovanni, Valla, Bullano, Testoni)
5. Holland 48.8
(ter Braake, Koen, de Vries, Koning)
6. Germany —²⁾
(Albus, Krauss, Dollinger, Dörffeldt)

Lanes from inside to outside
Great Britain—Italy—U.S.A.—Germany—
Canada—Holland

¹⁾ Better than the World Record recognized during the Olympic Games of 1936 and better than the Olympic Record. ²⁾ Eliminated through loss of relay baton.



Great Britain consoles Germany.




A small piece of wood cost Germany the victory.



The American runners are happy.

Small Olympic Drama
Victory wreaths being distributed.





Scene of the wrestling and weight-lifting competitions: The Deutschland Hall.

Weight-Lifting and Wrestling

Preparations for the weight-lifting and wrestling contests during the Olympic Games of 1936 were started very early in order to safeguard against any friction. The Department for Weight-Lifting and Wrestling appointed a management which cooperated with the Organizing Committee. All



Members of the German weight-lifting team arrive at the Reich Sport Field.

questions and wishes directed to the Organizing Committee were referred to this body, which investigated and answered them. The management and the representatives of the International Federation met together and drew up rules for the awarding of points that would, as far as possible, guarantee a uniform evaluation of points. For the same purpose a demonstration lecture was held at the Deutschland Hall for the information of the officials. For wrestling in both styles and for weight-lifting the Department for Wrestling and Weight-Lifting provided all the officials.

The wrestling contests took place at the Deutschland Hall. On a platform 12x25 metres in size, two mats of 8x8 metres were placed. Both mats were fixed in a wooden frame so that they could not be removed. The frame was well upholstered in such a way that it had the same height as the mats. The Deutschland Hall was equipped with an electric signaling apparatus on which the decisions of the judges could be read from every part of the hall. The desk of each judge contained an arm with three differently coloured lamps, a red, a white and a green lamp. The red lamp represented the fighter with red stockings, the green lamp, the fighter with green stockings. White stood for neutral. The judges switched on the signal lights, which worked only after each of the three individual judges had switched on his light. This scheme prevented the judges from trying to communicate with each other, thus influencing their own decision. The scheme of these signal lights satisfied everybody very much. The International Amateur Wrestling Federation was in charge of the presentation of the contests, of the choice of the opponents and of the technical side of the organization.

The weight-lifting competitors used the same platform at the Deutschland Hall. According to the international rules, the site was a platform of oak wood, 4x4 metres in size. The platform was placed between the two mats for wrestling. These contests also took place under the supervision of the respective International Federation. The judges were severe, but just. A screen with illuminated writing informed the spectators continuously as to the status of the contests. This new device helped to make the contests exciting for the spectators.

No trouble arose during the contests. The site was exemplary, and a larger number of spectators than ever before at such an event filled the seats. From every viewpoint the contests of the wrestlers and weight-lifters can be considered a most valuable part of the Olympic Games of 1936.

The experience gained in the course of the Olympic competitions provided the basis for many new decisions in the field of weight-lifting and wrestling, and during the congress of the International Federations in Berlin plans for a progressive future were drawn up.

Weight-Lifting

Number of competitors who were entered for and who competed in the various classes of the Weight Lifting Competition and total numbers from each country.

Entries and participation. Entered: 16 nations with 83 participants. Competed: 15 nations with 80 participants,

	Feather-Weight		Light-Weight		Middle-Weight		Light-Heavy-Weight		Heavy-Weight		Total Numbers from Each Country	
	ent.	comp.	ent.	comp.	ent.	comp.	ent.	comp.	ent.	comp.	ent.	comp.
Egypt	2	2	2	2	1	1	2	2	1	1	8	8
China	2	2	1	1	—	—	—	—	—	—	3	3
Esthonia	1	1	1	1	—	—	1	1	1	1	4	4
France	2	2	1	1	2	2	2	2	1	1	8	8
Great Britain	2	2	1	1	1	1	—	—	1	1	5	5
Haiti	—	—	—	—	1	—	—	—	—	—	1	—
India	—	—	—	—	1	1	—	—	—	—	1	1
Italy	2	2	1	1	1	1	—	—	—	—	4	4
Luxemburg	1	1	—	—	—	—	1	1	—	—	2	2
Austria	2	2	2	2	2	2	2	2	2	2	10	10
Sweden	—	—	1	1	1	1	—	—	—	—	2	2
Switzerland	1	1	2	1	1	1	1	1	1	1	6	5
Czechoslovakia	1	1	1	1	1	1	2	1	2	2	7	6
Hungary	1	1	—	—	1	1	—	—	—	—	2	2
U.S.A.	2	2	2	2	2	2	2	2	2	2	10	10
Germany	2	2	2	2	2	2	2	2	2	2	10	10
Total:												
Competitors	21	21	17	16	17	16	15	14	13	13	83	80
Countries	13	13	12	12	13	12	9	9	9	9	16	15

Maximum number of entries and competitors in each category: 2 per nation.

GOVERNING BODIES AND ORGANIZATIONS

Fédération Internationale Haltérophile

President: J. Rosset (France)

Secretary: A. Bourdonnay Schweich (France)

Deutscher Schwerathletik-Verband von 1891

Chairman: Dr. H. Heyl

International Jury of Appeal

J. Rosset (France)

M. Mensik (Czechoslovakia)

Dr. H. Heyl (Germany)

Technical Committee

A. Bourdonnay Schweich (France)

M. Mensik (Czechoslovakia)

J. Rosset (France)

Technical Management (for weight-lifting and wrestling)

Dr. H. Heyl

Fr. Stock

E. Matschke

F. Voss

}

Germany

Judges

F. Khairy (Egypt)

M. B. Sedky (Egypt)

J. Dame (France)

W. Lowry (Great Britain)

R. Barisonzo (Italy)

G. Merlin (Italy)

J. Comés (Luxemburg)

N. Kirpach (Luxemburg)

O. Heiss (Austria)

F. Steindl (Austria)

E. Holmer (Sweden)

F. Mensik (Czechoslovakia)

M. Wortmann (U.S.A.)

M. Berry (U.S.A.)

R. Hoffmann (U.S.A.)

M. Wolff (Germany)

H. Maas (Germany)

RULES

The rules governing the Weight Lifting Competitions were those of the "Fédération Internationale Haltérophile". In the case of disagreement on the interpretation of these rules, the French text alone was authoritative.—The exercises consisted of: Two Hands Clean and Press-Two Hands Snatch- Two Hands Clean and Jerk.—Each competitor was allowed three attempts for each prescribed exercise, but not for each weight. For the final placing the total sum of the best performances achieved in the three single events was taken into consideration.

Weight limit: Up to 60 kilogrammes body weight

OLYMPIC VICTOR: Anthony Terlazzo (U.S.A.)

Second: Saleh Moh. Soliman (Egypt)

Third: Ibrahim H. M. Shams (Egypt)

Before the Olympic Games at Antwerp, 1920, no weight lifting competition in the feather-weight class was held.

Antwerp, 1920: L. de Haes (Belgium) Amsterdam, 1928: F. Andrysek (Austria)

Paris, 1924: P. Gabetti (Italy) Los Angeles, 1932: R. Suvigny (France)

Entries and participation. Entered: 13 nations with 21 participants. Competed: 13 nations with 21 participants.

RECORDS BEFORE THE OLYMPIC GAMES

The following records of the feather-weight class existed in the three single events of the Olympic three-exercise competition:

World Records		Olympic Records	
Two Hands Clean and Press....	95.5 kilos Wölpert (Germany)	92.5 kilos Wölpert (Germany), Conca (Italy)—both in 1928	
Two Hands Snatch	96.5 kilos Walter (Germany)	90.0 kilos Andrysek (Austria), Gabetti (Italy)—both in 1928	
Tao Hands Clean and Jerk	126.0 kilos Richter (Austria)	120.0 kilos Andrysek (Austria)—1928	

Records in the Olympic Three-Exercise Competition

Olympic Record: 287.5 kilos, established by Andrysek (Austria) in Amsterdam, 1928, and repeated by Suvigny (France) in Los Angeles, 1932.

World Record: Not registered for the Olympic three-exercise competition.

Results

D = Two Hands Clean and Press; R = Two Hands Snatch; S = Two Hands Clean and Jerk; Bold figures = invalid attempts; Italic figures accompanying names indicate body weight.

Name		Attempts			Re- sult kilos	Total Re- sult kilos	Name		Attempts			Re- sult kilos	Total Re- sult kilos	
		1.	2.	3.					1.	2.	3.			
1. Terlazzo	D:	87.5	92.5 ²⁾	95.0	92.5	312.5 ¹⁾	12. Zahradka	D:	75.0	80.0	82.5	80.0	272.5	
(U.S.A.), 60 kilos	R:	90.0 ²⁾	95.0 ¹⁾	97.5 ¹⁾	97.5		(Austria), 59.7 kilos	R:	82.5	87.5	87.5	82.5		
	S:	122.5 ¹⁾	127.5	127.5	122.5			S:	105.0	110.0	110.0	110.0		
2. Soliman	D:	77.5	82.5	85.0	85.0	305.0 ¹⁾	13. Lund	D:	67.5	72.5	75.0	72.5	270.0	
(Egypt), 59.5 kilos	R:	87.5	92.5	95.0 ¹⁾	95.0		(Esthonia),	R:	80.0	85.0	85.0	85.0		
	S:	115.0	122.5 ¹⁾	125.0 ¹⁾	125.0		59-8 kilos	S:	107.5	112.5	117.5	112.5		
3. Shams	D:	72.5	77.5	80.0	80.0	300.0 ¹⁾	14. Rigert	D:	75.0	85.0	87.5	85.0	270.0	
(Egypt), 59.5 kilos	R:	90.0 ²⁾	95.0 ¹⁾	97.5	95.0		(Switzerland),	R:	75.0	75.0	80.0	80.0		
	S:	120.0 ²⁾	125.0 ¹⁾	127.5	125.0		59.9 kilos	S:	100.0	105.0	105.0	105.0		
4. Richter	D:	72.5	77.5	80.0	80.0	297.5 ¹⁾	15. Holroyd	D:	67.5	72.5	75.0	72.5	262.5	
(Austria), 59.8 kilos	R:	90.0 ²⁾	95.0 ¹⁾	97.5 ¹⁾	97.5		(Great Britain),	R:	80.0	85.0	87.5	85.0		
	S:	120.0 ²⁾	125.0	125.0	120.0		58.8 kilos	S:	105.0	112.5	112.5	105.0		
5. Liebsch	D:	87.5	92.5 ²⁾	95.0	92.5	290.0 ¹⁾	16. Wang	D:	65.0	70.0	72.5	70.0	255.0	
(Germany),,	R:	85.0	90.0	90.0 ²⁾	90.0		(China), 58.6 kilos	R:	70.0	75.0	80.0	80.0		
59.4 kilos	S:	107.5	112.5	112.5	107.5			S:	105.0	115.0	115.0	105.0		
6. Bescape	D:	80.0	85.0	87.5	87.5	287.5 ²⁾	17. Kuti	D:	70.0	75.0	75.0	75.0	252.5	
(Italy), 60 kilos	R:	85.0	90.0 ²⁾	92.5	90.0		(Hungary),	R:	70.0	75.0	77.5	77.5		
	S:	110.0	110.0	115.0	110.0		59.4 kilos	S:	90.0	95.0	100.0	100.0		
7. Terry	D:	75.0	80.0	80.0	75.0	287.5 ²⁾	18. Šimůnek	D:	65.0	70.0	72.5	70.0	250.0	
(U.S.A.), 60 kilos	R:	87.5	92.5	92.5 ¹⁾	92.5		(Czechoslovakia),	R:	75.0	75.0	80.0	80.0		
	S:	115.0	120.0	120.0 ²⁾	120.0		60 kilos	S:	95.0	100.0	105.0	100.0		
8. Walter	D:	75.0	80.0	80.0	75.0	280.0	19. Marsh	D:	67.5	72.5	72.5	67.5	247.5	
(Germany), 59 kilos	R:	90.0	90.0	90.0 ²⁾	90.0		(Great Britain),	R:	77.5	82.5	82.5	77.5		
	S:	115.0	122.5	112.5	115.0		59.4 kilos	S:	102.5	107.5	110.0	102.5		
9. Brizzi	D:	80.0	85.0	87.5	85.0	277.5	20. Seng	D:	72.5	—	—	72.5	242.5	
(Italy), 60 kilos	R:	75.0	80.0	82.5	82.5		(China), 59.4 kilos	R:	70.0	75.0	80.0	75.0		
	S:	110.0	110.0	115.0	110.0			S:	90.0	95.0	100.0	95.0		
10. Verdu	D:	70.0	75.0	77.5	75.0	275.0	21. Conrad	D:	65.0	70.0	72.5	65.0	220.0	
(France), 60 kilos	R:	82.5	87.5	87.5	87.5		(Luxemburg),	R:	65.0	—	—	65.0		
	S:	110.0	112.5	115.0	112.5		58.4 kilos	S:	90.0	90.0	90.0	90.0		
11. Baril	D:	72.5	77.5	80.0	77.5	275.0								
(France), 60 kilos	R:	82.5	87.5	90.0	87.5									
	S:	110.0	110.0	110.0	110.0									

¹⁾ Better than the existing Olympic Record. ²⁾ Equal to the existing Olympic Record.


In the case of a tie, the placing was decided by the body weight in favour of the lighter competitor.

NEW RECORDS AT THE OLYMPIC GAMES

- a) **In the single events:** World Record: The performances of 97.5 kilos achieved by Terlazzo (U.S.A.) and Richter (Austria) in the Two Hands Snatch could not be accepted as a world's record. Olympic Record: Two Hands Clean and Press: Equalling of Olympic Record with 92.5 kilos by Terlazzo (U.S.A.) and Liebsch (Germany). Two Hands Snatch: 97.5 kilos achieved by Terlazzo (U.S.A.) and Richter (Austria). Two Hands Clean and Jerk: 125.0 kilos achieved by Soliman (Egypt) and Shams (Egypt).
- b) **In the Olympic three-exercise competition:** Olympic Record: 312.5 kilos achieved by Terlazzo (U.S.A.).



Anthony Terlazzo (U.S.A.), Saleh Moh. Soliman (Egypt) and Ibrahim H. M. Shams (Egypt) during the victory ceremony in the Olympic Stadium.



Above: Anthony Terlazzo sets up a new Olympic record of 312.5 kilos in the three-exercise competition.

The Olympic victors in the light-weight competition: Mohamed Ahmed Mesbah (Egypt) and Robert Fein (Austria).



Weight limit: Up to 67.5 kilogrammes body weight

OLYMPIC VICTOR: I. Mohamed Ahmed Mesbah (Egypt) and Robert Fein (Austria)

Second: Since there were two Olympic victors, no second was established.

Third: Karl Jansen (Germany)

Before the Olympic Games at Antwerp, 1920, no weight lifting competition in the light-weight class was held.

Antwerp, 1920: A. Neyland (Esthonia) Amsterdam, 1928: H. Haas (Austria) and K. Helbig (Germany)

Paris, 1924: E. Decottignies (France) Los Angeles, 1932: R. Duverger (France)

Entries and participation. Entered: 12 nations with 17 participants. Competed: 12 nations with 16 participants.

RECORDS BEFORE THE OLYMPIC GAMES

The following records of the light-weight class existed in the three single events of the Olympic three-exercise competition:

World Records

Olympic Records

Two Hands Clean and Press.....	106.0 kilos Fein (Austria)	97.5 kilos Duverger (France), 1932
Two Hands Snatch.....	110.0 kilos Fein (Austria)	102.5 kilos Haas (Austria), 1928 and Duverger (France), 1932
Two Hands Clean and Jerk.....	141.5 kilos Attia (Egypt)	135.0 kilos Haas (Austria) and Helbig (Germany), both in 1928

Records in the Olympic Three-Exercise Competition

Olympic Record: 325.0 kilos, established by Duverger (France) in Los Angeles, 1932. World Record: Not registered for the Olympic three-exercise competition.

Results

D = Two Hands Clean and Press; R = Two Hands Snatch; S = Two Hands Clean and Jerk; Bold figures = invalid attempts; Italic figures accompanying names indicate body weight.

Name		Attempts kilos			Re- sult kilos	Total Re- sult kilos	Name		Attempts kilos			Re- sult kilos	Total Re- sult kilos
		1.	2.	3.					1.	2.	3.		
1. Mesbah (Egypt), <i>66.1</i> kilos	D:	87.5	92.5	—	92.5	342.5 ²⁾	9. Troppert (Austria), <i>67.3</i> kilos	D:	77.5	82.5	85.0	82.5	302.5
	R:	92.5	100.0	105.0 ²⁾	105.0			R:	95.0	95.0	100.0	95.0	
	S:	132.5	142.5 ²⁾	145.0 ²⁾	145.0			S:	125.0	130.0	130.0	125.0	
1. Fein (Austria), <i>66.7</i> kilos	D:	97.5 ¹⁾	102.5 ²⁾	105.0 ²⁾	105.0	342.5 ²⁾	10. Pierini (Italy), <i>66.8</i> kilos	D:	87.5	92.5	95.0	95.0	300.0
	R:	100.0	100.0	105.0	100.0			R:	87.5	87.5	90.0	90.0	
	S:	130.0	135.0 ¹⁾	137.5 ²⁾	137.5			S:	115.0	120.0	120.0	115.0	
3. Jansen (Germany), <i>66.6</i> kilos	D:	87.5	95.0	97.5	95.0	327.5:	11. Mürk (Esthonia), <i>66.8</i> kilos	D:	70.0	75.0	77.5	75.0	285.0
	R:	95.0	100.0	100.0	100.0			R:	90.0	95.0	95.0	95.0	
	S:	125.0	132.5	137.5	132.5			S:	115.0	120.0	120.0	115.0	
4. Schwitalle (Germany), <i>66.5</i> kilos	D:	90.0	95.0	97.5	95.0	322.5	12. Bjorklund (Sweden), <i>67</i> kilos	D:	82.5	87.5	87.5	82.5	282.5
	R:	95.0	100.0	100.0	100.0			R:	85.0	85.0	85.0	85.0	
	S:	120.0	127.5	130.0	127.5			S:	110.0	115.0	120.0	115.0	
5. Terpak (U.S.A.), <i>67</i> kilos	D:	92.5	97.5 ¹⁾	100.0	97.5	322.5	13. Balda (Czechoslovakia), <i>67</i> kilos	D:	80.0	85.0	85.0	80.0	280.0
	R:	95.0	100.0	—	100.0			R:	90.0	90.0	95.0	90.0	
	S:	125.0	125.0	132.5	125.0			S:	110.0	110.0	110.0	110.0	
6. Masoud (Egypt), <i>67.4</i> kilos	D:	85.0	90.0	92.5	90.0	322.5	14. Blanc (Switzerland), <i>67.4</i> kilos	D:	75.0	82.5	82.5	82.5	277.5
	R:	100.0	105.0	105.0	100.0			R:	80.0	90.0	90.0	80.0	
	S:	125.0	130.0	132.5	132.5			S:	110.0	115.0	120.0	115.0	
7. Duverger (France), <i>66.6</i> kilos	D:	90.0	95.0	97.5 ¹⁾	97.5	317.5	15. Griffin (Great Britain), <i>64</i> kilos	D:	82.5	82.5	87.5	87.5	275.0
	R:	95.0	95.0	100.0	95.0			R:	80.0	80.0	82.5	82.5	
	S:	120.0	120.0	125.0	125.0			S:	105.0	105.0	105.0	105.0	
8. Mitchell (U.S.A.), <i>67</i> kilos	D:	85.0	90.0	90.0	85.0	312.5	16. Own (China), <i>66.7</i> kilos	D:	72.5	77.5	80.0	77.5	152.5
	R:	97.5	105.0	105.0	97.5			R:	75.0	85.0	85.0	75.0	
	S:	120.0	130.0	130.0	130.0			S:	100.0	100.0	100.0	—	

¹⁾ Equal to the existing Olympic Record. ²⁾ Better than the existing Olympic Record.

In the case of a tie, the placing was decided by the body weight in favour of the lighter competitor.

NEW RECORDS AT THE OLYMPIC GAMES

a) **In the single events:** World Record: The performance of Mesbah (Egypt) in the Two Hands Clean and Jerk with 145.0 kilos could not be accepted as a world's record. Olympic Record: Two Hands Clean and Press: 105.0 kilos achieved by Fein (Austria). Two Hands Snatch: 105.0 kilos achieved by Mesbah (Egypt). Two Hands Clean and Jerk: 145.0 kilos achieved by Mesbah (Egypt).

b) **In the Olympic three-exercise competition:** Olympic Record: 342.5 kilos achieved by Mesbah (Egypt) and Fein (Austria).

Weight limit: Up to 75 kilogrammes body weight

OLYMPIC VICTOR: Khadr el Touni (Egypt)

Second: Rudolf Ismayr (Germany)

Third: Adolf Wagner (Germany)

Before the Olympic Games at Antwerp, 1920, no weight-lifting competition in the middle-weight class was held.

Antwerp, 1920: Gance (France)

Amsterdam, 1928: R. François (France)

Paris, 1924: C. Galimberti (Italy)

Los Angeles, 1932: R. Ismayr (Germany)

Entries and participation. Entered: 13 nations with 17 participants. Competed: 12 nations with 16 participants.

RECORDS BEFORE THE OLYMPIC GAMES

The following records of the middle-weight class existed in the three single events of the Olympic three-exercise competition:

World Records

Olympic Records

Two Hands Clean and Press.....	112.5	kilos	Touni (Egypt)	105.0	kilos	Galimberti (Italy), 1928
Two Hands Snatch.....	120.0	kilos	Touni (Egypt)	110.0	kilos	Ismayr (Germany), 1932
Two Hands Clean and Jerk.....	152.5	kilos	Touni (Egypt)	140.0	kilos	Hipfinger (Austria), 1932

Records in the Olympic Three-Exercise Competition

Olympic Record: 345.0 kilos, established by Ismayr (Germany) in Los Angeles, 1932. World Record: Not registered for the Olympic three-exercise competition.

Results

D = Two Hands Clean and Press; R = Two Hands Snatch; S = Two Hands Clean and Jerk; Bold figures = invalid attempts; Italic figures accompanying names indicate body weight.

Name		Attempts			Re- result kilos	Total Re- result kilos	Name		Attempts			Re- result kilos	Total Re- result kilos	
		1.	2.	3.					1.	2.	3.			
1. Touni (Egypt), 74.8 kilos	D:	107.5 ¹⁾	115.0 ²⁾	117.5	117.5	387.5 ¹⁾	9. Lindeberg (Sweden), 73.5 kilos	D:	85.0	90.0	92.5	90.0	327.5	
	R:	107.5	115.0 ¹⁾	120.0 ⁴⁾				120.0	R:	95.0	102.5	110.0		102.5
	S:	140.0 ²⁾	150.0 ¹⁾	155.0				150.0	S:	130.0	135.0	135.0		135.0
2. Ismayr (Germany), 74 kilos	D:	102.5	107.5 ¹⁾	110.0	107.5	352.5 ¹⁾	10. Hantych (Czechoslovakia), 74.9 kilos	D:	80.0	85.0	87.5	85.0	327.5	
	R:	102.5	110.0	110.0	102.5			R:	97.5	105.0	107.5	107.5		
	S:	135.0	140.0 ²⁾	142.5 ¹⁾	142.5			S:	125.0	130.0	135.0	135.0		
3. Wagner (Germany), 74.4 kilos	D:	97.5	105.0	105.0	97.5	352.5 ¹⁾	11. Lepreux (France), 73.3 kilos	D:	90.0	90.0	90.0	90.0	315.0	
	R:	105.0	110.0	112.5 ¹⁾	112.5			R:	95.0	100.0	105.0	100.0		
	S:	135.0	140.0	142.5 ¹⁾	142.5			S:	120.0	125.0	130.0	125.0		
4. Hangel (Austria), 73.65 kilos	D:	90.0	95.0	97.5	95.0	342.5	12. Aeschmann (Switzerland), 74.6 kilos	D:	90.0	95.0	97.5	95.0	315.0	
	R:	105.0	110.0	110.0 ²⁾	110.0			R:	90.0	95.0	97.5	95.0		
	S:	130.0	137.5	140.0	137.5			S:	120.0	125.0	130.0	125.0		
5. Kratkowski (U.S.A.), 74.9 kilos	D:	90.0	95.0	97.5	95.0	337.5	12. Laurance (Great Britain), 74.5 kilos	D:	82.5	87.5	90.0	90.0	315.0	
	R:	102.5	102.5	107.5	107.5			R:	90.0	95.0	97.5	95.0		
	S:	135.0	140.0	140.0	135.0			S:	122.5	130.0	130.0	130.0		
6. Valla (Austria), 74.7 kilos	D:	97.5	102.5	105.0	102.5	335.0	14. Good, Wa..... (U.S.A.), 74.8 kilos	D:	90.0	95.0	97.5	95.0	315.0	
	R:	97.5	102.5	105.0	102.5			R:	95.0	95.0	100.0	95.0		
	S:	130.0	135.0	140.0	130.0			S:	125.0	130.0	130.0	125.0		
7. Galimberti (Italy), 74.5 kilos	D:	100.0	105.0	105.0	100.0	332.5	15. Weik (India)	D:	82.5	87.5	90.0	87.5	310.0	
	R:	97.5	102.5	105.0	102.5			R:	95.0	95.0	100.0	100.0		
	S:	130.0	132.5	—	130.0			S:	122.5	130.0	130.0	122.5		
8. Alleene (France), 75 kilos	D:	85.0	90.0	92.5	90.0	330.0	16. Csinger (Hungary)	D:	—	85.0	—	85.0	290.0	
	R:	100.0	105.0	107.5	105.0			R:	85.0	—	—	85.0		
	S:	130.0	135.0	137.5	135.0			S:	115.0	120.0	120.0	120.0		

¹⁾ Better than the existing Olympic Record. ²⁾ Equal to the existing Olympic Record.
³⁾ Better than the existing World Record. ⁴⁾ Equal to the existing World Record.

In the case of a tie, the lighter of the two competitors was declared the victor.

NEW RECORDS AT THE OLYMPIC GAMES

a) **In the single events:** World Record: Two Hands Clean and Press: 115.0 kilos achieved by Touni (Egypt). The performance of 117.5 kilos could not be accepted as a world's record. Two Hands Snatch: Equalling of World Record with 120.0 kilos by Touni (Egypt). Olympic Record: Two Hands Clean and Press: 117.5 kilos achieved by Touni (Egypt). Two Hands Snatch: 120.0 kilos achieved by Touni (Egypt). Two Hands Clean and Jerk: 150.0 kilos achieved by Touni (Egypt).

b) **In the Olympic three-exercise competition:** Olympic Record: 387.5 kilos achieved by Touni (Egypt).

Weight limit: Up to 82.5 kilogrammes body weight

OLYMPIC VICTOR: Louis Hostin (France)

Second: Eugen Deutsch (Germany)

Third: Ibrahim Wasif (Egypt)

Before the Olympic Games at Antwerp, 1920, no weight lifting competition in the light-heavy-weight class was held.

Antwerp, 1920: E. Cadine (France) Amsterdam, 1928: E. Nosseir (Egypt)
 Paris, 1924: C. Rigoulot (France) Los Angeles, 1932: L. Hostin (France)

Entries and participation. Entered: 9 nations with 15 participants. Competed: 9 nations with 14 participants.

RECORDS BEFORE THE OLYMPIC GAMES

The following records of the light-heavy-weight class existed in the three single events of the Olympic three-exercise competition:

World Records

Olympic Records

Two Hands Clean and Press.... 113.5 kilos Deutsch (Germany) 102.5 kilos Hostin (France) and Olsen (Denmark), both in 1932
 Two Hands Snatch 122.0 kilos Hostin (France) 112.5 kilos Nosseir (Egypt), 1928 and Hostin (France), 1932
 Two Hands Clean and Jerk 157.0 kilos Hostin (France) 150.0 kilos Hostin (France) and Olsen (Denmark), both in 1932

Records in the Olympic Three-Exercise Competition

Olympic Record: 365.0 kilos, established by Hostin (France) in Los Angeles, 1932. World Record: Not registered for the Olympic three-exercise competition.

Results

D = Two Hands Clean and Press; R = Two Hands Snatch; S = Two Hands Clean and Jerk; Bold figures = invalid attempts; Italic figures accompanying names indicate body weight.

Name		Attempts			Re-sult	Total Re-sult	Name		Attempts			Re-sult	Total Re-sult
		kilos							kilos				
		1.	2.	3.	kilos	kilos		1.	2.	3.	kilos	kilos	
1. Hostin (France), <i>81.7</i> kilos	D:	102.5 ²⁾	107.5 ¹⁾	110.0 ¹⁾	110.0	372.5 ¹⁾	8. Geisa (Egypt), <i>81.2</i> kilos	D:	95.0	100.0	100.0	95.0	347.5
		110.0	115.0 ¹⁾	117.5 ¹⁾	117.5			R:	102.5	107.5	110.0	110.0	
	S:	140.0	145.0	152.5	145.0			S:	142.5	147.5	147.5	142.5	
2. Deutsch (Germany), <i>81.4</i> kilos	D:	97.5	102.5 ²⁾	105.0 ¹⁾	105.0	365.0 ²⁾	9. Miller (U.S.A.), <i>81.8</i> kilos	D:	97.5	102.5	102.5	97.5	347.5
	R:	110.0	110.0	112.5	110.0			R:	102.5	107.5	107.5	107.5	
	S:	142.5	147.5	150.0 ²⁾	150.0			S:	137.5	142.5	142.5	142.5	
3. Wasif (Egypt), <i>82.3</i> kilos	D:	95.0	100.0	102.5	100.0	360.0	10. v. Szabados (Austria), <i>81.9</i> kilos	D:	97.5	102.5 ²⁾	105.0	102.5	342.5
	R:	102.5	107.5	110.0	110.0			R:	97.5	102.5	102.5	102.5	
	S:	142.5	147.5	150.0 ²⁾	150.0			S:	132.5	137.5	142.5	137.5	
4. Opschruf (Germany), <i>76.3</i> kilos	D:	92.5	97.5	100.0	97.5	355.0	11. Le Put (France), <i>82.2</i> kilos	D:	92.5	97.5	100.0	100.0	335.0
	R:	105.0	110.0	115.0	110.0			R:	100.0	100.0	105.0	100.0	
	S:	140.0	147.5	147.5	147.5			S:	125.0	130.0	135.0	135.0	
5. Scheitler (Luxemburg), <i>80.4</i> kilos	D:	100.0	105.0 ¹⁾	107.5	105.0	350.0	12. Brumlik (Czechoslovakia), <i>81.8</i> kilos	D:	97.5	102.5	102.5 ²⁾	102.5	325.0
	R:	105.0	105.0	110.0	105.0			R:	95.0	100.0	100.0	95.0	
	S:	135.0	140.0	150.0	140.0			S:	122.5	127.5	132.5	127.5	
6. Hala (Austria), <i>81.3</i> kilos	D:	97.5	102.5	102.5	97.5	350.0	13. Cottier (Switzerland), <i>80.1</i> kilos	D:	77.5	82.5	85.0	85.0	320.0
	R:	110.0	115.0	115.0	110.0			R:	100.0	100.0	102.5	100.0	
	S:	142.5	142.5	152.5	142.5			S:	135.0	142.5	142.5	135.0	
7. Good Wi. (U.S.A.), <i>81.6</i> kilos	D:	100.0	105.0	105.0	100.0	350.0	14. Oole (Esthonia), <i>82.2</i> kilos	D:	87.5	92.5	92.5	87.5	320.0
	R:	105.0	105.0	112.5	105.0			R:	100.0	100.0	100.0	100.0	
	S:	140.0	145.0	150.0	145.0			S:	132.5	140.0	140.0	132.5	

¹⁾ Better than the existing Olympic Record. ²⁾ Equal to the existing Olympic Record.

In the case of a tie, the lighter of the two competitors was declared the victor.

NEW RECORDS AT THE OLYMPIC GAMES


- a) **In the single events:** World Record: No World Record was bettered. Olympic Record: Two Hands Clean and Press: 110.0 kilos achieved by Hostin (France). Two Hands Snatch: 117.5 kilos achieved by Hostin (France). Two Hands Clean and Jerk: Equalling of Olympic Record with 150.0 kilos by Deutsch (Germany) and Wasif (Egypt).
- b) **In the Olympic three-exercise competition:** Olympic Record: 372.5 kilos achieved by Hostin (France).

Centre left: Louis Hostin (France) establishes a new Olympic record in the three-exercise competition.

Centre right: Josef Manger (Germany) also sets up a new Olympic record in the three-exercise competition.



Following the victory ceremony for the middle-weight competitors: Khadr el Touni (Egypt), Rudolf Ismayr (Germany) and Adolf Wagner (Germany).



Left: The victors in the light heavy-weight class are honoured. Louis Hostin (France), Eugen Deutsch (Germany) and Ibrahim Wasif (Egypt).

Right: The heavy-weight victors: Josef Manger (Germany), Vaclav Pšenička (Czechoslovakia) and Arnold Luhaäär (Estonia).



Weight limit: Over 82.5 kilogrammes body weight

OLYMPIC VICTOR: Josef Manger (Germany)

Second: Vaclav Pšenička (Czechoslovakia)

Third: Arnold Luhaäär (Esthonia)

Athens, 1896: Elliot (Great Britain) in the one hand lift
Athens, 1896: Jensen (Denmark) in the two hands lift
St. Louis, 1904: P. Kakousis (Greece)

Antwerp, 1920: F. Bottino (Italy)
Paris, 1924: G. Tonani (Italy)
Amsterdam, 1928: J. Straßberger (Germany)
Los Angeles, 1932: J. Skobla (Czechoslovakia)

Before the Olympic Games at Antwerp, 1920, the weight lifting competitions were held without any class of weight being taken into consideration and without being in the form of the Olympic three-exercise competition.

Entries and participation. Entered: 9 nations with 13 participants. Competed: 9 nations with 13 participants.

RECORDS BEFORE THE OLYMPIC GAMES

The following records of the heavy-weight class existed in the three single events of the Olympic three-exercise competition:

World Records		Olympic Records	
Two Hands Clean and Press . .	137.5 kilos Manger (Germany)	122.5 kilos Strassberger (Germany), 1928	
Two Hands Snatch	130.0 kilos Wahl (Germany)	117.5 kilos Pšenička (Czechoslovakia), 1932	
Two Hands Clean and Jerk . . .	167.0 kilos Nosseir (Egypt)	152.5 kilos Skobla (Czechoslovakia), 1932	

Records in the Olympic Three-Exercise Competition

Olympic Record: 380.0 kilos achieved by Skobla (Czechoslovakia) in Los Angeles, 1932. World Record: Not registered for the Olympic three-exercise competition.

Results

D = Two Hands Clean and Press; R = Two Hands Snatch; S = Two Hands Clean and Jerk; Bold figures = invalid attempts; Italic figures accompanying names indicate body weight.


Name		Attempts			Re- sult kilos	Total Re- sult kilos	Name		Attempts			Re- sult kilos	Total Re- sult kilos
		1.	2.	3.					1.	2.	3.		
1. Manger (Germany), <i>105 kilos</i>	D:	122.5 ²⁾	132.5 ¹⁾	135.0	132.5	410.0 ¹⁾	8. Schilberg (Austria), <i>114.35 kilos</i>	D:	115.0	125.0 ¹⁾	130.0	125.0	372.5
	R:	115.0	122.5¹⁾	125.0	122.5			R:	102.5	107.5	107.5	107.5	
	S:	145.0	152.5 ²⁾	155.0 ¹⁾	155.0			S:	135.0	135.0	140.0	140.0	
2. Pšenička (Czechoslovakia), <i>104.15 kilos</i>	D:	122.5 ²⁾	127.5	127.5	122.5	402.5 ¹⁾	9. Grimek (U.S.A.), <i>87.8 kilos</i>	D:	115.0	120.0	120.0	115.0	357.5
	R:	117.5 ²⁾	122.5 ¹⁾	125.0 ¹⁾	125.0			R:	105.0	105.0	110.0	105.0	
	S:	150.0	155.0	155.0 ¹⁾	155.0			S:	137.5	145.0	145.0	137.5	
3. Luhaäär (Esthonia), <i>120 kilos</i>	D:	107.5	112.5	115.0	115.0	400.0 ¹⁾	10. Dumoulin (France), <i>93.2 kilos</i>	D:	95.0	100.0	102.5	100.0	355.0
	R:	112.5	120.0	120.0 ¹⁾	120.0			R:	110.0	110.0	115.0	110.0	
	S:	152.5 ²⁾	160.0 ¹⁾	165.0 ¹⁾	165.0			S:	135.0	140.0	145.0	145.0	
4. Walker (Great Britain), <i>88.5 kilos</i>	D:	110.0	120.0	120.0	110.0	397.5 ¹⁾	11. Bečvár (Czechoslovakia), <i>94.8 kilos</i>	D:	95.0	100.0	100.0	95.0	355.0
	R:	115.0	122.5 ¹⁾	127.5 ¹⁾	127.5			R:	110.0	115.0	117.5	110.0	
	S:	150.0	160.0 ¹⁾	167.5	160.0			S:	145.0	150.0	—	150.0	
5. Mokhtar (Egypt), <i>97.6 kilos</i>	D:	105.0	110.0	112.5	112.5	395.0 ¹⁾	12. Mayor (U.S.A.), <i>106.6 kilos</i>	D:	95.0	100.0	100.0	100.0	352.5
	R:	115.0	122.5 ¹⁾	125.0	122.5 ¹⁾			R:	102.5	107.5	107.5	107.5	
	S:	150.0	160.0 ¹⁾	165.0	160.0			S:	137.5	145.0	145.0	145.0	
6. Zemann (Austria), <i>94 kilos</i>	D:	105.0	110.0	112.5	110.0	387.5 ¹⁾	13. Fischer (Switzerland), <i>103.1 kilos</i>	D:	102.5	102.5	105.0	102.5	317.5
	R:	115.0	122.5 ¹⁾	125.0	122.5			R:	90.0	95.0	95.0	90.0	
	S:	150.0	155.0 ¹⁾	157.5	155.0			S:	125.0	130.0	130.0	125.0	
7. Wahl (Germany), <i>109.2 kilos</i>	D:	110.0	115.0	117.5	115.0	375.0							
	R:	110.0	120.0	120.0	110.0								
	S:	140.0	150.0	150.0	150.0								

¹⁾ Better than the existing Olympic Record. ²⁾ Equal to the existing Olympic Record.

In the case of a tie, the lighter of the two competitors was declared the victor.

NEW RECORDS AT THE OLYMPIC GAMES

- a) In the single events: World Record: Not achieved. Olympic Record: Two Hands Clean and Press: 132.5 kilos achieved by Manger (Germany). Two Hands Snatch: 127.5 kilos achieved by Walker (Great Britain). Two Hands Clean and Jerk: 165.0 kilos achieved by Luhaäär (Esthonia).
- b) In the Olympic three-exercise competition: Olympic Record: 410.0 kilos achieved by Manger (Germany).



Svensson (Sweden), the winner of second place in the bantam-weight Greco-Roman competition, and Brendel (Germany), winner of third place.

Wrestling

Number of competitors who were entered for and who competed in the various Wrestling Competitions and total numbers from the countries.

Entered: 29 nations with 245 participants. Competed: 29 nations with 200 participants.

	Greco-Roman Style												Catch-as-catch-can Style												Total Number from each Country ¹⁾							
	Bantam-Weight		Feather-Weight		Light-Weight		Welter-Weight		Middle-Weight		Light-Heavy-Weight		Heavy-Weight		Bantam-Weight		Feather-Weight		Light-Weight		Welter-Weight		Middle-Weight				Light-Heavy-Weight		Heavy-Weight			
	ent.	comp.	ent.	comp.	ent.	comp.	ent.	comp.	ent.	comp.	ent.	comp.	ent.	comp.	ent.	comp.	ent.	comp.	ent.	comp.	ent.	comp.	ent.	comp.	ent.	comp.	ent.	comp.	ent.	comp.		
Greece	—	—	1	1	1	1	1	1	1	—	—	—	—	—	—	—	—	—	—	—	—	—	—	—	—	—	—	—	4	4		
Egypt	1	1	—	—	1	1	—	—	1	1	—	—	1	—	—	—	—	—	—	—	—	—	—	—	—	—	—	4	3			
Australia	—	—	—	—	—	—	—	—	—	—	—	—	—	—	—	—	—	—	—	1	1	2	1	1	—	1	1	—	3	3		
Belgium	2	1	2	1	2	1	2	1	1	—	—	—	1	—	1	1	1	1	1	1	1	1	1	1	1	1	1	1	1	12	11	
Denmark	1	1	1	1	1	1	—	—	1	1	—	—	1	1	—	—	—	—	—	—	—	—	—	—	—	—	—	—	5	5		
Estonia	1	1	—	—	2	1	1	1	1	1	1	1	1	1	1	1	1	1	1	1	1	1	1	1	1	1	1	1	8	8		
Finland	2	1	2	1	2	1	2	1	2	1	2	1	2	1	1	1	2	1	2	1	1	1	1	2	1	1	1	1	14	13		
France	1	1	1	1	—	—	1	1	1	1	1	1	—	—	—	—	1	1	1	1	1	1	1	1	—	—	1	1	10	10		
Great Britain ..	—	—	1	1	—	—	—	—	—	—	—	—	—	—	—	—	1	1	1	1	1	1	1	1	1	—	—	6	6			
India	1	—	—	—	—	—	1	—	1	—	—	—	—	—	—	1	1	1	—	—	—	—	—	—	—	—	—	6	3			
Italy	2	1	1	1	2	1	1	1	1	1	1	1	1	1	1	2	1	1	1	1	1	—	—	1	1	—	—	11	10			
Japan	—	—	1	1	—	—	—	—	—	—	—	—	—	—	—	1	1	2	1	1	1	1	1	—	—	—	—	5	5			
Yugoslavia	2	1	2	1	—	—	2	1	2	1	2	—	1	1	—	—	—	—	—	—	—	—	—	—	—	—	—	11	5			
Canada	—	—	—	—	—	—	—	—	—	—	—	—	—	—	—	—	—	—	1	1	1	1	1	—	—	1	1	5	5			
Latvia	—	—	1	1	—	—	—	—	—	—	—	1	1	1	1	—	—	—	—	—	—	—	—	—	—	—	—	3	3			
Luxemburg	—	—	—	—	1	1	1	—	—	—	—	—	—	—	—	—	—	—	—	—	—	—	—	—	—	—	—	2	1			
Norway	1	1	—	—	1	1	—	—	—	—	—	1	1	—	—	—	—	—	—	—	—	—	—	—	—	—	—	3	3			
Austria	1	1	1	1	1	1	1	1	1	1	1	1	1	1	—	—	—	—	—	—	—	—	—	—	—	—	—	7	7			
Philippine Isl. ...	—	—	—	—	—	—	—	—	—	—	—	—	—	—	—	1	1	—	—	—	—	—	—	—	—	—	—	1	1			
Poland	1	1	1	1	1	1	1	—	—	—	—	—	—	—	—	—	—	—	—	—	—	—	—	—	—	—	—	4	3			
Rumania	2	1	2	1	2	1	2	—	2	1	1	—	1	1	—	—	—	—	—	—	—	—	—	—	—	—	—	11	5			
Sweden	2	1	2	1	2	1	2	1	2	1	2	1	2	1	2	1	2	1	2	1	2	1	2	1	2	1	2	1	18	14		
Switzerland	2	1	2	1	2	1	1	1	1	1	1	—	—	1	1	1	1	1	1	1	1	1	1	1	1	2	1	17	13			
South Africa ...	—	—	—	—	—	—	—	—	—	—	—	—	—	—	—	—	—	—	—	—	—	—	—	—	—	—	—	2	2			
Czechoslovakia.	1	1	1	1	1	1	1	1	1	1	1	1	1	1	1	1	1	1	1	1	1	1	1	1	1	1	1	13	13			
Turkey	1	1	2	1	1	1	1	1	2	1	1	1	1	1	1	1	1	1	1	1	1	1	1	1	1	1	1	1	12	11		
Hungary	2	1	2	1	2	1	2	1	2	1	2	1	—	—	—	—	—	—	—	—	—	—	—	—	—	—	—	13	12			
U.S.A.	—	—	—	—	—	—	—	—	—	—	—	—	—	—	—	2	1	2	1	2	1	2	1	2	1	2	1	14	7			
Germany	2	1	2	1	2	1	2	1	2	1	2	1	2	1	2	1	2	1	2	1	2	1	2	1	2	1	2	1	21	14		
Total:																																
Competitors ..	28	18	28	19	27	18	25	14	25	16	20	13	16	12	19	14	21	15	22	17	21	16	19	15	17	12	16	11	245	200		
Countries	19	18	19	19	18	18	18	14	18	16	15	13	14	12	14	14	16	15	18	17	16	16	16	15	12	12	12	11	29	29		

¹⁾ These total numbers were not obtained by addition of the various figures referring to each competition. Several competitors were entered for and competed in more than one category.

Two entries could be sent in per nation and per category, while only one competitor per nation and per category was allowed to participate.

TIME-TABLE

August 2nd-4th: Catch-as-catch-can style

August 6th-9th: Greco-Roman style

Site of Competition: Deutschland Hall



The victors in the bantam-weight class are honoured. Márton Lörincz (Hungary), Egon Svensson (Sweden) and Jakob Brendel (Germany).

GOVERNING BODIES AND ORGANIZATIONS

International Amateur Wrestling Federation Deutscher Schwerathletik-Verband von 1891
 President: V. Smeds (Finland) Chairman: Dr. H. Heyl
 Secretary General: M. Csillag (Hungary)

Technical Committee for the XIth Olympiad
 President: V. Smeds (Finland)
 Vice-President: E. Kampmann (Germany)
 Secretary General: M. Csillag (Hungary)

		Judges			
Australia	H. Olderson	Poland	W. Galuszka	Finland	Dr. H. Lehmusto
Belgium	P. Markar		P. Hain		V. Ikonen
	R. Cortenbosch		W. Zwilkowski		A. Haavisto
	H. Dierick	Rumania	J. Baldea	Yugoslavia	K. Lampila
	A. Makar		M. Schenker		M. Oster
Denmark	R. Nielsen		Dr. C. Mannila		J. Hen
	W. Sörensen	Switzerland	G. Fricker-Burger	Japan	J. Hatta
	O. Christoffersen		C. Eisemann	Sweden	E. Råberg
	O. Bösen		E. Gysin		E. Karlson
Germany	Th. Schopf		J. Kropf		G. Frohm
	H. Hubeler	Egypt	Faik Bey Khairi	Turkey	A. Fetgeri
	H. Rest		Hassan El Bissry		S. Cenap
	K. Haverkamp		Ibrahim Bey Allam		S. Ciftcioghi
	G. Still	Esthonia	J. Kauba	Hungary	Dr. F. Kossuth
	K. Luft		K. Kullissar		M. Franko
	A. Lehnhardt		J. Willemson		R. Haeffner
Italy	G. Salvatorelli	France	A. Perroud		
	G. Belgo		R. Supervielle	Further Officials:	
	P. Barbieri		E. Durocher	Great Britain	P. Longhurst
	R. Barisonzo		M. Biamouret	Switzerland	J. Zwicky
Canada	Ch. Higginbotton				E. Meister
Austria	F. Winkelbauer			Hungary	F. Pillitz
	J. Rexeis				Dr. P. Ambrus
	H. Wolfram				

RULES

The rules for both styles were those of the International Amateur Wrestling Federation. In the case of disagreement on the interpretation of these rules, the English text was valid for the catch-as-catch-can style, while the German text was authoritative for the Greco-Roman style wrestling. The score was established according to "bad points". Anyone who obtained 5 bad points, was eliminated from the competition. The bid points were given in the single bout as follows:

- 0 bad points to the victor by a throw,
- 1 bad point to the victor on points,
- 2 bad points to the loser in a defeat on points and decision of 2:1 for the victor by the judges,
- 3 bad points to the loser in a defeat on points and decision of 3:0 for the victor by the judges,
- 3 bad points to the loser in a defeat by a fall.

The maximum duration of each bout was 15 minutes for the catch-as-catch-can style wrestling and 20 minutes for the Greco-Roman style wrestling.

Categories of Weights

Bantam-Weight	up to 56 kilos (123 lbs)	Middle-Weight.	up to 79 kilos (174 lbs)
Feather-Weight	up to 61 kilos (134 lbs)	Light-Heavy-Weight.	up to 87 kilos (191 lbs)
Light-Weight	up to 66 kilos (145 lbs)	Heavy-Weight	over 87 kilos
Welter-Weight	up to 72 kilos (158 lbs)		

Greco-Roman Style • Bantam-Weight

OLYMPIC VICTOR: Márton Lörincz (Hungary)

Second: Egon Svensson (Sweden)

Third: Jakob Brendel (Germany)

Paris, 1924: E. Putsep (Esthonia) Amsterdam, 1928: K. Leucht (Germany)
 Los Angeles, 1932: J. Brendel (Germany)

Entries and participation. Entered: 19 nations with 28 participants. Competed: 18 nations with 18 participants

1st Round • August 6th • Beginning at 11.00 a.m. • Deutschland Hall

Bout 1:	Perttunen (Finland)	defeats Erkmen (Turkey)—judge's decision 3:0	1:3 bad points
Bout 2:	Hýža (Czechoslovakia)	defeats Brendel (Germany)—judge's decision 3:0	1:3 bad points
Bout 3:	Voigt (Denmark)	defeats Toth (Yugoslavia)—judge's decision 3:0	1:3 bad points
Bout 4:	Tojar (Rumania)	defeats Bayle (France) by a throw in 11.58 min.	0:3 bad points
Bout 5:	Bertoli (Italy)	defeats Sikk (Esthonia)—judge's decision 3:0	1:3 bad points
Bout 6:	Ali Erfan (Egypt)	defeats Buemberger (Austria) by a throw in 12.15 min.	0:3 bad points
Bout 7:	Lörincz (Hungary)	defeats Christen (Switzerland) by a throw in 2.15 min.	0:3 bad points
Bout 8:	Svensson (Sweden)	defeats Stokke (Norway) by a throw in 18.19 min.	0:3 bad points
Bout 9:	Rokita (Poland)	defeats Gilles (Belgium) by a throw in 5.53 min.	0:3 bad points

2nd Round • August 7th • Beginning at 11.00 a.m. • Deutschland Hall

Bout 10:	Hýža (Czechoslovakia)	defeats Erkmen (Turkey)—judge's decision 2:1	1:2 bad points
Bout 11:	Brendel (Germany)	defeats Perttunen (Finland)—judge's decision 3:0	1:3 bad points
Bout 12:	Voigt (Denmark)	defeats Bayle (France) by a throw in 14.13 min.	0:3 bad points
Bout 13:	Tojar (Rumania)	defeats Toth (Yugoslavia)—judge's decision 3:0	1:3 bad points
Bout 14:	Bertoli (Italy)	defeats Ali Erfan (Egypt) by a throw in 7.17 min.	0:3 bad points
Bout 15:	Sikk (Esthonia)	defeats Buemberger (Austria) by a throw in 12.30 min.	0:3 bad points
Bout 16:	Svensson (Sweden)	defeats Christen (Switzerland) by a throw in 6.06 min.	0:3 bad points
Bout 17:	Lörincz (Hungary)	defeats Gilles (Belgium) by a throw in 13.53 min.	0:3 bad points
Bout 18:	Stokke (Norway)	defeats Rokita (Poland) by a throw in 8.08 min.	0:3 bad points

Eliminated with five and more bad points:

Erkmen, Bayle, Toth, Buemberger, Christen and Gilles

3rd Round • August 7th • Beginning at 6.00 p.m. • Deutschland Hall

Bout 19:	Perttunen (Finland)	defeats Hýža (Czechoslovakia) by a throw in 15.59 min.	0:3 bad points
Bout 20:	Brendel (Germany)	defeats Voigt (Denmark) by a throw in 2.45 min.	0:3 bad points
Bout 21:	Tojar (Rumania)	defeats Bertoli (Italy) by a throw in 2.50 min.	0:3 bad points
Bout 22:	Sikk (Esthonia)	defeats Ali Erfan (Egypt)—judge's decision 3:0	1:3 bad points
Bout 23:	Lörincz (Hungary)	defeats Stokke (Norway)—judge's decision 3:0	1:3 bad points
Bout 24:	Svensson (Sweden)	defeats Rokita (Poland) by a throw in 4.49 min.	0:3 bad points

Eliminated with five and more bad points:

Hýža, Ali Erfan, Stokke and Rokita

4th Round • August 8th • Beginning at 6.00 p.m. • Deutschland Hall

Bout 25:	Perttunen (Finland)	defeats Voigt (Denmark) by a throw in 19 min.	0:3 bad points
Bout 26:	Brendel (Germany)	defeats Tojar (Rumania) by a throw in 16.24 min.	0:3 bad points
Bout 27:	Sikk (Esthonia)	defeats Lörincz (Hungary)—judge's decision 3:0	1:3 bad points
—	Svensson (Sweden)	advanced without competing	

Eliminated with five and more bad points:

Voigt and Sikk

Eliminated because of injury: Bertoli (Italy)

5th Round • August 9th • Beginning at 11.00 a.m. • Deutschland Hall

Bout 28:	Brendel (Germany)	defeats Svensson (Sweden)—judge's decision 3:0	1:3 bad points
Bout 29:	Perttunen (Finland)	defeats Tojar (Rumania)—judges decision 2:1	1:2 bad points

Eliminated with five and more bad points:

Perttunen, Tojar and Brendel

6th Round • August 9th • Beginning at 7.00 p.m. • Deutschland Hall

Bout 30:	Lörincz (Hungary)	defeats Svensson (Sweden)—judge's decision 3:0	1:3 bad points
----------	-------------------	------------------------------------------------	----------------

FINAL PLACINGS

1. Lörincz. 2. Svensson. 3. Brendel. 4. Perttunen. 5. Tojar. 6. Sikk

Greco-Roman Style • Feather-Weight

Second: Aarne Reini (Finland)

OLYMPIC VICTOR: Yaşar Erkan (Turkey)

Third: Einar Karlsson (Sweden)

Stockholm, 1912: K. Koskela (Finland) Paris, 1924: K. Antila (Finland)
 Antwerp, 1920: O. Friman (Finland) Amsterdam, 1928: V. Väli (Estonia)
 Los Angeles, 1932: G. Gozzi (Italy)

Entries and participation. Entered: 19 nations with 28 participants. Competed: 19 nations with 19 participants

1st Round • August 6th • Beginning at 11.00 a.m. • Deutschland Hall

Bout 1: Karlsson (Sweden)	defeats Lehmann (Switzerland) by a throw in 15.14 min.	0:3 bad points
Bout 2: Slazak (Poland)	defeats Móri (Hungary) by a throw in 11.25 min.	0:3 bad points
Bout 3: Janda (Czechoslovakia)	defeats Sestak (Yugoslavia)—judge's decision 1:2	1:2 bad points
Bout 4: Hering (Germany)	defeats Horvat (Rumania) by a throw in 11.33 min.	0:3 bad points
Bout 5: Kracher (France)	defeats Morrell (Great Britain)—judge's decision 3:0	1:3 bad points
Bout 6: Reini (Finland)	defeats Fincsus (Austria)—judge's decision 3:0	1:3 bad points
Bout 7: Kundsinsch (Latvia)	defeats Scherpenisse (Belgium) by a throw in 8.10 min.	0:3 bad points
Bout 8: Borgia (Italy)	defeats Biris (Greece)—judge's decision 3:0	1:3 bad points
Bout 9: Erkan (Turkey)	defeats Nielsen (Denmark)—Nielsen whitedrew after 12.07 min. owing to injury	0:3 bad points
— Yoshioka (Japan)	advanced without competing	

2nd Round • August 7th • Beginning at 12.15 p.m. • Deutschland Hall

Bout 10: Karlsson (Sweden)	defeats Yoshioka (Japan)—judge's decision 3:0	1:3 bad points
Bout 11: Slazak (Poland)	defeats Lehmann (Switzerland) by a throw in 2.50 min.	0:3 bad points
Bout 12: Móri (Hungary)	defeats Sestak (Yugoslavia) by a throw in 9.18 min.	0:3 bad points
Bout 13: Horvat (Rumania)	defeats Janda (Czechoslovakia)—judge's decision 3:0	1:3 bad points
Bout 14: Hering (Germany)	defeats Morrell (Great Britain) by a throw in 40 sec.	0:3 bad points
Bout 15: Reini (Finland)	defeats Kracher (France) by a throw in 3.56 min.	0:3 bad points
Bout 16: Biris (Greece)	defeats Fincsus (Austria) by a throw in 14.28 min.	0:3 bad points
Bout 17: Borgia (Italy)	defeats Kundsinsch (Latvia)—judge's decision 3:0	1:3 bad points
— Erkan (Turkey)	advanced without competing	

Eliminated with five and more bad points: Lehmann, Sestak, Morrell and Fincsus

Eliminated owing to non-appearance or withdrawal: Scherpenisse (Belgium) and Nielsen (Denmark)

3rd Round • August 7th • Beginning at 8.00 p.m. • Deutschland Hall

Bout 18: Erkan (Turkey)	defeats Yoshioka (Japan) by a throw in 13.46 min.	0:3 bad points
Bout 19: Karlsson (Sweden)	defeats Slazak (Poland)—judge's decision 3:0	1:3 bad points
Bout 20: Móri (Hungary)	defeats Janda (Czechoslovakia) by a throw in 14.50 min.	0:3 bad points
Bout 21: Horvat (Rumania)	defeats Kracher (France) by a throw in 6.28 min.	0:3 bad points
Bout 22: Hering (Germany)	defeats Reini (Finland)—judge's decision 3:0	1:3 bad points
Bout 23: Kundsinsch (Latvia)	defeats Biris (Greece) by a throw in 14.11 min.	0:3 bad points
— Borgia (Italy)	advanced without competing	

Eliminated with five and more bad points: Biris, Kracher, Yoshioka and Janda

4th Round • August 8th • Beginning at 9.00 p.m. • Deutschland Hall

Bout 24: Erkan (Turkey)	defeats Borgia (Italy) by a throw in 11.50 min.	0:3 bad points
Bout 25: Karlsson (Sweden)	defeats Móri (Hungary) by a throw in 17.33 min.	0:3 bad points
Bout 26: Hering (Germany)	defeats Slazak (Poland)—judge's decision 3:0	1:3 bad points
Bout 27: Reini (Finland)	defeats Horvat (Rumania) by a throw in 5.48 min.	0:3 bad points
— Kundsinsch (Latvia)	advanced without competing	

Eliminated with five and more bad points: Borgia, Móri, Slazak and Horvat

5th Round • August 9th • Beginning at 12.30 p.m. • Deutschland Hall

Bout 28: Erkan (Turkey)	defeats Kundsinsch (Latvia)—judge's decision 3:0	1:3 bad points
Bout 29: Karlsson (Sweden)	defeats Hering (Germany)—judge's decision 3:0	1:3 bad points
— Reini (Finland)	advanced without competing	

Eliminated with five and more bad points: Kundsinsch and Hering

6th Round • August 9th • Beginning at 7.00 p.m. • Deutschland Hall

Bout 30: Reini (Finland)	defeats Erkan (Turkey) by a throw in 4.50 min.	0:3 bad points
— Karlsson (Sweden)	advanced without competing	

7th Round • August 9th • Beginning at 8.45 p.m. • Deutschland Hall

Bout 31: Reini (Finland)	defeats Karlsson (Sweden)—judge's decision 2:1	1:2 bad points
--------------------------	------------------------------------------------	----------------

FINAL PLACINGS

1. Erkan. 2. Reini. 3. Karlsson. 4. Hering. 5. Kundsinsch. 6. Borgia



The feather-weight victors: Yasar Erkan (Turkey), Aarne Reini (Finland) and Einar Karlsson (Sweden).



Centre: In a few moments the shoulders will be on the mat. Scene from the feather-weight match between Hering and Horvat.



The light-weight winners at the victory ceremony: Lauri Koskela (Finland), Josef Herda (Czechoslovakia) and Voldemar Väli (Esthonia).

Greco-Roman Style • Light-Weight

OLYMPIC VICTOR: Lauri Koskela (Finland)

Second: Josef Herda (Czechoslovakia)

Third: Voldemar Väli (Esthonia)

London, 1908: E. Porro (Italy)	Paris, 1924: O. Frimann (Finland)
Stockholm, 1912: E. Wäre (Finland)	Amsterdam, 1928: L. Keresztes (Hungary)
Antwerp, 1920: E. Wäre (Finland)	Los Angeles, 1932: E. Malmberg (Sweden)

Entries and participation. Entered: 18 nations with 27 participants. Competed: 18 nations with 18 participants

1st Round • August 6th • Beginning at 11.00 a.m. • Deutschland Hall

Bout 1: Molfino (Italy)	defeats Vatanidis (Greece) by a throw in 9.20 min.	0:3 bad points
Bout 2: Olofsson (Sweden)	defeats Grahl (Austria)—judge's decision 3:0	1:3 bad points
Bout 3: Szajewski (Poland)	defeats Imam Hassan Ali (Egypt)—judge's decision 2:1	1:2 bad points
Bout 4: Meier (Denmark)	defeats Scheitler (Luxemburg) by a throw in 4.44 min.	0:3 bad points
Bout 5: Väli (Esthonia)	defeats Dahl (Norway) by a throw in 4.53 min.	0:3 bad points
Bout 6: Koskela (Finland)	defeats Nettessheim (Germany)—judge's decision 2:1	1:2 bad points
Bout 7: Aarikan (Turkey)	defeats Osselaer (Belgium)—judge's decision 3:0	1:3 bad points
Bout 8: Borlovan (Rumania)	defeats Kálmán (Hungary)—judge's decision 2:1	1:2 bad points
Bout 9: Herda (Czechoslovakia)	defeats Holinger (Switzerland) by a throw in 10.04 min.	0:3 bad points

2nd Round • August 7th • Beginning at 6.00 p.m. • Deutschland Hall

Bout 10: Olofsson (Sweden)	defeats Molfino (Italy) by a throw in 6.07 min.	0:3 bad points
Bout 11: Grahl (Austria)	defeats Vatanidis (Greece)—judge's decision 2:1	1:2 bad points
Bout 12: Imam Hassan Ali (Egypt)	defeats Meier (Denmark)—judge's decision 3:0	1:3 bad points
Bout 13: Dahl (Norway)	defeats Szajewski (Poland) — judge's decision 3:0	1:3 bad points
Bout 14: Väli (Esthonia)	defeats Nettessheim (Germany)—judge's decision 3:0	1:3 bad points
Bout 15: Koskela (Finland)	defeats Osselaer (Belgium) by a throw in 1.54 min.	0:3 bad points
Bout 16: Borlovan (Rumania)	defeats Aarikan (Turkey)—judge's decision 2:1	1:2 bad points
Bout 17: Herda (Czechoslovakia)	defeats Kálmán (Hungary)—judge's decision 3:0	1:3 bad points
— Holinger (Switzerland)	advanced without competing	

Eliminated with five and more bad points: Vatanides, Nettessheim, Osselaer and Kálmán
Eliminated owing to injury: Scheitler (Luxemburg)

3rd Round • August 8th • Beginning at 10.00 a.m. • Deutschland Hall

Bout 18: Mollino (Italy)	defeats Holinger (Switzerland) by a throw in 15.30 min.	0:3 bad points
Bout 19: Olofsson (Sweden)	defeats Imam Hassan Ali (Egypt)—judge's decision 3:0	1:3 bad points
Bout 20: Szajewski (Poland)	defeats Grahl (Austria) by a throw in 7.41 min.	0:3 bad points
Bout 21: Dahl (Norway)	defeats Meier (Denmark) by a throw in 7.57 min.	0:3 bad points
Bout 22: Väli (Esthonia)	defeats Aarikan (Turkey)—judge's decision 3:0	1:3 bad points
Bout 23: Koskela (Finland)	defeats Borlovan (Rumania) by a throw in 8.51 min.	0:3 bad points
— Herda (Czechoslovakia)	advanced without competing	

Eliminated with five and more bad points: Holinger, Imam Hassan Ali, Grahl, Meier, Aarikan and Borlovan

4th Round • August 8th • Beginning at 9.15 p.m. • Deutschland Hall

Bout 24: Herda (Czechoslovakia)	defeats Molfino (Italy) by a throw in 13.37 min.	0:3 bad points
Bout 25: Olofsson (Sweden)	defeats Dahl (Norway) by a throw in 14.12 min.	0:3 bad points
Bout 26: Väli (Esthonia)	defeats Szajewski (Poland) by a throw in 15.21 min.	0:3 bad points
— Koskela (Finland)	advanced without competing	

Eliminated with five and more bad points: Molfino, Dahl and Szajewski

5th Round • August 9th • Beginning at 1.15 p.m. • Deutschland Hall

Bout 27: Koskela (Finland)	defeats Herda (Czechoslovakia)—judge's decision 2:1	1:2 bad points
Bout 28: Väli (Esthonia)	defeats Olofsson (Sweden) by a throw in 13.14 min.	0:3 bad points

Eliminated with five and more bad points: Olofsson

6th Round • August 9th • Beginning at 6.00 p.m. • Deutschland Hall

Bout 29: Koskela (Finland)	defeats Väli (Esthonia)—judge's decision 2:1	1:2 bad points
— Herda (Czechoslovakia)	advanced without competing	

7th Round • August 9th • Beginning at 7.30 p.m. • Deutschland Hall

Bout 30: Herda (Czechoslovakia)	defeats Väli (Esthonia)—judge's decision 3:0	1:3 bad points
---------------------------------	----------------------------------------------	----------------

FINAL PLACINGS

1. Koskela. 2. Herda. 3. Väli. 4. Olofsson. 5. Molfino. 6. Dahl

Greco-Roman Style • Welter-Weight

OLYMPIC VICTOR: Rudolf Svedberg (Sweden)

Second: Fritz Schäfer (Germany)

Third: Eino Virtanen (Finland)

Los Angeles, 1932: I. Johansson (Sweden)

No welter-weight competition was held before the Olympic Games, Los Angeles, 1932

Entries and participation. Entered: 18 nations with 25 participants. Competed: 14 nations with 14 participants

1st Round • August 6th • Beginning at 11.00 a.m. • Deutschland Hall

Bout 1: Tozzi (Italy)	defeats Zacharias (Greece) by a throw in 16.29 min.	0:3 bad points
Bout 2: Zvonář (Czechoslovakia)	defeats Boytorun (Turkey)—judge's decision 3:0	1:3 bad points
Bout 3: Rieder (Switzerland)	defeats Lubat (France) by a throw in 45 sec.	0:3 bad points
Bout 4: Svedberg (Sweden)	defeats Fischer (Yugoslavia) by a throw in 14.41 min.	0:3 bad points
Bout 5: Schäfer (Germany)	defeats Puusepp (Esthonia)—judge's decision 3:0	1:3 bad points
Bout 6: de Feu (Belgium)	defeats Hametner (Austria) by a throw in 9.42 min.	0:3 bad points
Bout 7: Virtanen (Finland)	defeats Vincze (Hungary) by a throw in 9.02 min.	0:3 bad points

2nd Round • August 7th • Beginning at 11.00 a.m. • Deutschland Hall

Bout 8: Boytorun (Turkey)	defeats Zacharias (Greece)—judge's decision 3:0	1:3 bad points
Bout 9: Tozzi (Italy)	defeats Zvonar (Czechoslovakia)—judge's decision 3:0	1:3 bad points
Bout 10: Svedberg (Sweden)	defeats Lubat (France) by a throw in 5.05 min.	0:3 bad points
Bout 11: Fischer (Yugoslavia)	defeats Rieder (Switzerland)—judge's decision 3:0	1:3 bad points
Bout 12: Schäfer (Germany)	defeats de Feu (Belgium) by a throw in 3.49 min.	0:3 bad points
Bout 13: Puusepp (Esthonia)	defeats Vincze (Hungary) by a throw in 13.40 min.	0:3 bad points
— Virtanen (Finland)	advanced without competing	

Eliminated with five and more bad points:

Zacharias, Lubat and Vincze

Eliminated owing to non-appearance: Hametner (Austria)

3rd Round • August 8th • Beginning at 10.00 a.m. • Deutschland Hall

Bout 14: Virtanen (Finland)	defeats Tozzi (Italy) by a throw in 15.03 min.	0:3 bad points
Bout 15: Boytorun (Turkey)	defeats Rieder (Switzerland) by a throw in 10 min.	0:3 bad points
Bout 16: Svedberg (Sweden)	defeats Zvonar (Czechoslovakia) by a throw in 14.19 min.	0:3 bad points
Bout 17: Schafer (Germany)	defeats Fischer (Yugoslavia) by a throw in 14.58 min.	0:3 bad points
Bout 18: Puusepp (Esthonia)	defeats de Feu (Belgium) by a throw in 6.58 min.	0:3 bad points

Eliminated with five and more bad points:

Rieder, Zvonář, Fischer and de Feu

4th Round • August 8th • Beginning at 7.00 p.m. • Deutschland Hall

Bout 19: Virtanen (Finland)	defeats Boytorun (Turkey)—judge's decision 3:0	1:3 bad points
Bout 20: Schafer (Germany)	defeats Tozzi (Italy) by a throw in 4.46 min.	0:3 bad points
Bout 21: Svedberg (Sweden)	defeats Puusepp (Esthonia)—judge's decision 3:0	1:3 bad points

Eliminated with five and more bad points:

Boytorun, Tozzi and Puusepp

5th Round • August 9th • Beginning at 7.30 p.m. • Deutschland Hall

Bout 22: Svedberg (Sweden)	defeats Virtanen (Finland)—judge's decision 3:0	1:3 bad points
— Schäfer (Germany)	advanced without competing	

6th and 7th Rounds • August 9th • Beginning at 8.15 p.m. • Deutschland Hall

Bout 23: Schafer (Germany)	defeats Virtanen (Finland) by a throw in 1.53 min.	0:3 bad points
Bout 24: Svedberg (Sweden)	defeats Schäfer (Germany)—judges' decision 2:1	1:2 bad points

FINAL PLACINGS

1. Svedberg. 2. Schäfer. 3. Virtanen. 4. Puusepp. 5. Boytorun. 6. Tozzi

Greco-Roman Style • Middle-Weight

OLYMPIC VICTOR: Ivar Johansson (Sweden)

Second: Ludwig Schweickert (Germany)

Third: József Palotás (Hungary)

London, 1908: F. Martensson (Sweden) Paris, 1924: E. Westerlund (Finland)
 Stockholm, 1912: C. Johansson (Sweden) Amsterdam, 1928: V. Kokkinen (Finland)
 Antwerp, 1920: K. Westergren (Sweden) Los Angeles, 1932: V. Kokkinen (Finland)

Entries and participation. Entered: 18 nations with 25 participants. Competed: 16 nations with 16 participants

1st Round • August 6th • Beginning at 11.00 a.m. • Deutschland Hall

Bout 1: Kokkinen (Finland)	defeats Mägi (Esthonia)—judge's decision 2:1	1:2 bad points
Bout 2: Gallegati (Italy)	defeats Frederiksen (Denmark)—judge's decision 3:0	1:3 bad points
Bout 3: Cocos (Rumania)	defeats Gogel (Switzerland) by a throw in 5.30 min.	0:3 bad points
Bout 4: Schweickert (Germany)	defeats Pointner (Austria) by a throw in 9 min.	0:3 bad points
Bout 5: Johansson (Sweden)	defeats Lefakis (Greece) by a throw in 3.55 min.	0:3 bad points
Bout 6: Ibrahim Erabi (Egypt)	defeats Yuraer (Turkey)—judge's decision 3:0	1:3 bad points
Bout 7: Palotás (Hungary)	defeats Pigeot (France) by a throw in 12 min.	0:3 bad points
Bout 8: Kis (Yugoslavia)	defeats Přebyl (Czechoslovakia) by a throw in 14.25 min.	0:3 bad points

2nd Round August 7th • Beginning at 6.00 p.m. • Deutschland Hall

Bout 9: Gallegati (Italy)	defeats Mägi (Esthonia)—judge's decision 3:0	1:3 bad points
Bout 10: Kokkinen (Finland)	defeats Frederiksen (Denmark) by a throw in 1.30 min.	0:3 bad points
Bout 11: Schweickert (Germany)	defeats Cocos (Rumania) by a throw in 8.08 min.	0:3 bad points
Bout 12: Pointner (Austria)	defeats Gogel (Switzerland) by a throw in 3.30 min.	0:3 bad points
Bout 13: Johansson (Sweden)	defeats Yuraer (Turkey) by a throw in 8.20 min.	0:3 bad points
Bout 14: Ibrahim Erabi (Egypt)	defeats Lefakis (Greece)—judge's decision 3:0	1:3 bad points
Bout 15: Přebyl (Czechoslovakia)	defeats Pigeot (France) by a throw in 3.37 min.	0:3 bad points
Bout 16: Palotás (Hungary)	defeats Kis (Yugoslavia)—judge's decision 3:0	1:3 bad points

Eliminated with five and more bad points:
 Mägi, Frederiksen, Gogel, Yuraer, Lefakis and Pigeot

3rd Round • August 8th • Beginning at 11.00 a.m. • Deutschland Hall

Bout 17: Gallegati (Italy)	defeats Kokkinen (Finland)—judge's decision 2:1	1:2 bad points
Bout 18: Cocos (Rumania)	defeats Pointner (Austria) by a throw in 2.21 min.	0:3 bad points
Bout 19: Johansson (Sweden)	defeats Schweickert (Germany)—judge's decision 2:1	1:2 bad points
Bout 20: Ibrahim Erabi (Egypt)	defeats Kis (Yugoslavia)—judge's decision 3:0	1:3 bad points
Bout 21: Palotás (Hungary)	defeats Přebyl (Czechoslovakia) by a throw in 7.19 min.	0:3 bad points

Eliminated with five and more bad points:
 Pointner, Kis and Přebyl

4th Round August 8th • Beginning at 7.00 p.m. • Deutschland Hall

Bout 22: Kokkinen (Finland)	defeats Cocos (Rumania) by a throw in 3 min.	0:3 bad points
Bout 23: Schweickert (Germany)	defeats Gallegati (Italy)—judge's decision 3:0	1:3 bad points
Bout 24: Johansson (Sweden)	defeats Ibrahim Erabi (Egypt) by a throw in 7.46 min.	0:3 bad points
— Palotás (Hungary)	advanced without competing	

Eliminated with five and more bad points:
 Ibrahim Erabi, Cocos and Gallegati

5th Round • August 9th • Beginning at 11.00 a.m. • Deutschland Hall

Bout 25: Schweickert (Germany)	defeats Palotás (Hungary) by a throw in 16.56 min.	0:3 bad points
Bout 26: Johansson (Sweden)	defeats Kokkinen (Finland)—judge's decision 3:0	1:3 bad points


Eliminated with six bad points:
 Kokkinen

6th Round • August 9th • Beginning at 8.00 p.m. • Deutschland Hall

Bout 27: Johansson (Sweden)	defeats Palotás (Hungary) by a throw in 3.48 min.	0:3 bad points
-----------------------------	---------------------------------------------------	----------------

FINAL PLACINGS

1. Johansson. 2. Schweickert. 3. Palotás. 4. Kokkinen. 5. Cocos. 6. Gallegati



First picture: The Swedish national anthem is played in honour of the welter-weight victor. Rudolf Svedberg (Sweden), Fritz Schäfer (Germany) and Eino Virtanen (Finland).

Second picture: Schäfer (Germany) throws Fischer (Yugoslavia) in the welter-weight class.



Third picture: Johansson (Sweden) wins a point victory over Schweickert (Germany).

Fourth picture: Ivar Johansson (Sweden), Ludwig Schweickert (Germany) and Jozsef Palotas (Hungary) at the victory ceremony for the middle-weight winners.

Greco-Roman Style • Light-Heavy-Weight

OLYMPIC VICTOR: Axel Cadier (Sweden)

Second: Edvins Bietags (Latvia)

Third: August Neo (Esthonia)

London, 1908: W. Weckman (Finland)

Paris, 1924: A. Westergren (Sweden)

Stockholm, 1912: A. Ahlgren (Sweden), J. Bohling (Finland)

Amsterdam, 1928: J. Moustafa (Egypt)

Antwerp, 1920: C. Johansson (Sweden)

Los Angeles, 1932: R. Svensson (Sweden)

Entries and participation. Entered: 15 nations with 20 participants. Competed: 13 nations with 13 participants.

1st Round • August 6th Beginning at 11.00 a.m. • Deutschland Hall

Bout 1: Cadier (Sweden)	defeats Vesterlund (Finland) by a throw in 5.30 min.	0:3 bad points
Bout 2: Silvestri (Italy)	defeats Houdry (France) by a throw in 5.46 min.	0:3 bad points
Bout 3: Knutsen (Norway)	defeats Mrásek (Czechoslovakia) by a throw in 3.44 min.	0:3 bad points
Bout 4: Avcioglu (Turkey)	defeats Bóbis (Hungary)—judge's decision 3:0	1:3 bad points
Bout 5: Bietags (Latvia)	defeats Seelenbinder (Germany) by a throw in 10 min.	0:3 bad points
Bout 6: Foidl (Austria)	defeats Argast (Switzerland) by a throw in 4.46 min.	0:3 bad points
— Neo (Esthonia)	advanced without competing	

2th Round • August 7th • Beginning at 7.00 a.m. • Deutschland Hall

Bout 7: Cadier (Sweden)	defeats Neo (Esthonia)—judge's decision 3:0	1:3 bad points
Bout 8: Vesterlund (Finland)	defeats Houdry (France) by a throw in 19.50 min.	0:3 bad points
Bout 9: Silvestri (Italy)	defeats Knutsen (Norway) by a throw in 13.45 min.	0:3 bad points
Bout 10: Avcioglu (Turkey)	defeats Mrásek (Czechoslovakia)—judge's decision 2:1	1:2 bad points
Bout 11: Bietags (Latvia)	defeats Bóbis (Hungary) by a throw in 3.46 min.	0:3 bad points
Bout 12: Seelenbinder (Germany)	defeats Argast (Switzerland) by a throw in 3 min.	0:3 bad points
— Foidl (Austria)	advanced without competing	
Eliminated with five and more bad points: Houdry, Mrásek, Bóbis and Argast		

3th Round August 8th • Beginning at 10.00 a.m. • Deutschland Hall

Bout 13: Neo (Esthonia)	defeats Foidl (Austria) by a throw in 4.59 min.	0:3 bad points
Bout 14: Cadier (Sweden)	defeats Silvestri (Italy) by a throw in 4.59 min.	0:3 bad points
Bout 15: Knutsen (Norway)	defeats Vesterlund (Finland) by a throw in 9.33 min.	0:3 bad points
Bout 16: Bietags (Latvia)	defeats Avcioglu (Turkey) by a throw in 11.36 min.	0:3 bad points
— Seelenbinder (Germany)	advance without competing	
Eliminated with five and more bad points: Vesterlund and Avcioglu		

4th Round • August 8th • Beginning at 7.00 p.m. • Deutschland Hall

Bout 17: Seelenbinder (Germany)	defeats Foidl (Austria) by a throw in 35 sec.	0:3 bad points
Bout 18: Neo (Esthonia)	defeats Silvestri (Italy) by a throw in 12.19 min.	0:3 bad points
Bout 19: Cadier (Sweden)	defeats Knutsen (Norway) by a throw in 11.34 min.	0:3 bad points
— Bietags (Latvia)	advanced without competing	
Eliminated with five and more bad points: Foidl, Silvestri and Knutsen		

5th Round • August 9th • Beginning at 11.00 a.m. • Deutschland Hall

Bout 20: Bietags (Latvia)	defeats Neo (Esthonia)—judge's decision 2:1	1:2 bad points
Bout 21: Cadier (Sweden)	defeats Seelenbinder (Germany)—judge's decision 3:0	1:3 bad points
Eliminated with five and more bad points: Neo and Seelenbinder		

6th Round • August 9th • Beginning at 8.15 p.m. • Deutschland Hall

Bout 22: Cadier (Sweden)	defeats Bietags (Latvia)-judge's decision 3:0	1:3 bad points
--------------------------	-----------------------------------------------	----------------

FINAL PLACINGS

1. Cadier. 2. Bietags. 3. Neo. 4. Seelenbinder. 5. Silvestri. 6. Knutsen



First picture:
The heavy-weight victors:
Kristjan Palusalu (Esthonia), John Nyman (Sweden) and Kurt Hornfischer (Germany).

Second picture:
Olympic victor Cadier in his match with Seelenbinder (Germany).



Third picture:
Olympic victor Palusalu in the "bridge" during his match with Hornfischer.

Fourth picture:
The light-heavy-weight victors are honoured. Axel Cadier (Sweden), Edvins Bietags (Latvia) and August Neo (Esthonia).

Greco-Roman Style • Heavy-Weight

OLYMPIC VICTOR: Kristjan Palusalu (Esthonia)

Second: John Nyman (Sweden)

Third: Kurt Hornfischer (Germany)

Athens, 1896: K. Schumann (Germany) no weight categories	Antwerp, 1920: A. Lindfors (Finland)
London, 1908: R. Weiss (Hungary)	Paris, 1924: H. Deglane (France)
Stockholm, 1912: Y. Saarela (Finland)	Amsterdam, 1928: J. Svensson (Sweden)
Los Angeles, 1932: C. Westergren (Sweden)	

Entries and participation. Entered: 14 nations with 16 participants. Competed: 12 nations with 12 participants

1st Round • August 6th • Beginning at 11.00 a.m. • Deutschland Hall

Bout 1: Klapuch (Czechoslovakia)	defeats Swejnieks (Latvia) by a throw in 3.05 min.	0:3 bad points
Bout 2: Hornfischer (Germany)	defeats Nagy (Yugoslavia) by a throw in 3.53 min.	0:3 bad points
Bout 3: Donati (Italy)	defeats Çoban (Turkey)—judge's decision 2:1	1:2 bad points
Bout 4: Nyström (Finland)	defeats Larsen (Denmark) by a throw in 3.32 min.	0:3 bad points
Bout 5: Palusalu (Esthonia)	defeats Schöll (Austria) by a throw in 8.41 min.	0:3 bad points
Bout 6: Nyman (Sweden)	defeats Kondorossy (Rumania) by a throw in 6.51 min.	0:3 bad points

2th Round • August 7th • Beginning at 7.00 p.m. • Deutschland Hall

Bout 7: Swejnieks (Latvia)	defeats Nagy (Yugoslavia) by a throw in 15.44 min.	0:3 bad points
Bout 8: Hornfischer (Germany)	defeats Klapuch (Czechoslovakia)—judge's decision 3:0	1:3 bad points
Bout 9: Nyström (Finland)	defeats Donati (Italy)—judge's decision 3:0	1:3 bad points
Bout 10: Coban (Turkey)	defeats Larsen (Denmark) by a throw in 5.58 min.	0:3 bad points
Bout 11: Palusalu (Esthonia)	defeats Kondorossy (Rumania) by a throw in 10.36 min.	0:3 bad points
Bout 12: Nyman (Sweden)	defeats Schöll (Austria) by a throw in 12.05 min.	0:3 bad points

Eliminated with five and more bad points:
Nagy, Larsen, Kondorossy and Schöll

3th Round • August 8th • Beginning at 7.00 p.m. • Deutschland Hall

Bout 13: Hornfischer (Germany)	defeats Swejnieks (Latvia)—judge's decision 3:0	1:3 bad points
Bout 14: Donati (Italy)	defeats Klapuch (Czechoslovakia)	
	Klapuch lost because of late appearance	0:3 bad points
Bout 15: Coban (Turkey)	defeats Nyström (Finland)—judge's decision 2:1	1:2 bad points
Bout 16: Palusalu (Esthonia)	defeats Nyman (Sweden)—judge's decision 3:0	1:3 bad points

Eliminated with five and more bad points:
Swejnieks and Klapuch

4th Round • August 9th • Beginning at 11.45 a.m. • Deutschland Hall

Bout 17: Hornfischer (Germany)	defeats Donati (Italy) by a throw in 1.07 min.	0:3 bad points
Bout 18: Palusalu (Esthonia)	defeats Çoban (Turkey)—judge's decision 3:0	1:3 bad points
Bout 19: Nyman (Sweden)	defeats Nyström (Finland) by a throw in 15.47 min.	0:3 bad points


Eliminated with five and more bad points:
Donati, Çoban and Nyström

5th Round • August 9th • Beginning at 7.30 p.m. • Deutschland Hall

Bout 20: Palusalu (Esthonia)	defeats Hornfischer (Germany)—judge's decision 3:0	1:3 bad points
------------------------------	----------------------------------------------------	----------------

FINAL PLACINGS

1. Palusalu. 2. Nyman. 3. Hornfischer. 4. Çoban. 5. Nyström. 6. Donati



Top: Catch-as-catch-can style wrestling. Olympic victor Kustaa Pihlajamäki (Finland) defeats Erkan (Turkey).

Centre: In the bantam-weight class Herbert (Germany) has thrown Laporte (Belgium).



Left: The victory ceremony for the bantam-weight winners in catch-as-catch-can style wrestling: Ödön Zombory (Hungary), Ross Flood (U.S.A.) and Johannes Herbert (Germany).

Catch-as-Catch-Can Style • Feather-Weight

OLYMPIC VICTOR: Kustaa Pihlajamäki (Finland)

Second: Francis Millard (U.S.A.)

Third: Gösta Jönsson (Sweden)

St. Louis, 1904: J. Niflot (U.S.A.)

Paris, 1924: R. Reed (U.S.A.)

London, 1908: G. Dole (U.S.A.)

Amsterdam, 1928: A. Morrison (U.S.A.)

Antwerp, 1920: C. Ackerley (U.S.A.)

Los Angeles, 1932: H. Pihlajamäki (Finland)

Entries and participation. Entered: 16 nations with 21 participants. Competed: 15 nations with 15 participants

1st Round • August 2nd • Beginning at 11.00 a.m. • Deutschland Hall

Bout 1: Hall (South Africa)	defeats Kvaček (Czechoslovakia)—judge's decision 3:0	1:3 bad points
Bout 2: Jönsson (Sweden)	defeats Gavelli (Italy) by a throw in 8.30 min.	0:3 bad points
Bout 3: Morrell (Great Britain)	defeats Bock (Germany)—judge's decision 3:0	1:3 bad points
Bout 4: Millard (U.S.A.)	defeats Chasson (France) by a throw in 12.33 min.	0:3 bad points
Bout 5: Tóth (Hungary)	defeats Erkan (Turkey) by a throw in 13.23 min.	0:3 bad points
Bout 6: Pihlajamäki, K. (Finland)	defeats Riské (Belgium) by a throw in 4.40 min.	0:3 bad points
Bout 7: Mizutani, M. (Japan)	defeats Spycher (Switzerland)—judge's decision 3:0	1:3 bad points
— Pettigrew (Canada)	advanced without competing	

2nd Round • August 3rd • Beginning at 4.00 p.m. • Deutschland Hall

Bout 8: Petrigrew (Canada)	defeats Kvaček (Czechoslovakia)—judge's decision 3:0	1:3 bad points
Bout 9: Gavelli (Italy)	defeats Hall (South Africa)—judge's decision 3:0	1:3 bad points
Bout 10: Jönsson (Sweden)	defeats Bock (Germany)—judge's decision 3:0	1:3 bad points
Bout 11: Millard (U.S.A.)	defeats Morrell (Great Britain) by a throw in 8.36 min.	0:3 bad points
Bout 12: Tóth (Hungary)	defeats Chasson (France) by a throw in 6.52 min.	0:3 bad points
Bout 13: Erkan (Turkey)	defeats Riské (Belgium)—judge's decision 3:0	1:3 bad points
Bout 14: Pihlajamäki, K. (Finland)	defeats Spycher (Switzerland) by a throw in 1.57 min.	0:3 bad points
— Mizutani, M. (Japan)	advanced without competing Eliminated with five and more bad points: Kvaček, Böck, Chasson, Riské and Spycher	

3rd Round • August • 4th Beginning at 11.00 a.m. • Deutschland Hall

Bout 15: Pettigrew (Canada)	defeats Mizutani, M. (Japan) by a throw in 8.18 min.	0:3 bad points
Bout 16: Jönsson (Sweden)	defeats Hall (South Africa) by a throw in 4.38 min.	0:3 bad points
Bout 17: Gavelli (Italy)	defeats Morrell (Great Britain)—judge's decision 3:0	1:3 bad points
Bout 18: Millard (U.S.A.)	defeats Tóth (Hungary)—judge's decision 3:0	1:3 bad points
Bout 19: Pihlajamäki, K. (Finland)	defeats Erkan (Turkey) by a throw in 2.40 min.	0:3 bad points
	Eliminated with five and more bad points: Hall, Morrell, Gavelli and Erkan	

4th Round • August 4th • Beginning at 3.00 p.m. • Deutschland Hall

Bout 20: Jönsson (Sweden)	defeats Mizutani, M. (Japan)—judge's decision 3:0	1:3 bad points
Bout 21: Millard (U.S.A.)	defeats Pettigrew (Canada) by a throw in 2.13 min.	0:3 bad points
Bout 22: Pihlajamäki, K. (Finland)	defeats Tóth (Hungary) by a throw in 3.41 min.	0:3 bad points
	Eliminated with five and more bad points: Mizutani, M., Tóth	

5th Round • August 4th • Beginning at 7.00 p.m. • Deutschland Hall

Bout 23: Jönsson (Sweden)	defeats Pettigrew (Canada)—judge's decision 3:0	1:3 bad points
Bout 24: Pihlajamäki, K. (Finland)	defeats Millard (U.S.A.)—judge's decision 3:0	1:3 bad points
	Eliminated with five and more bad points: Pettigrew	

6th Round • August 4th • Beginning at 10.00 p.m. • Deutschland Hall

Bout 25: Millard (U.S.A.)	defeats Jönsson (Sweden)—judge's decision 2:1	1:2 bad Points
---------------------------	-----------------------------------------------	----------------

FINAL PLACINGS

1. Pihlajamäki, K., 2. Millard, 3. Jönsson, 4. Pettigrew, 5. Tóth, 6. Mizutani

Catch-as-Catch-Can Style • Bantam-Weight

OLYMPIC VICTOR: Ödön Zombory (Hungary)

Second: Ross Flood (U.S.A.)

Third: Johannes Herbert (Germany)

St. Louis, 1904: G. Mehnert (U.S.A.)

Amsterdam, 1928: K. Mäkinen (Finland)

London, 1908: G. Mehnert (U.S.A.)

Los Angeles, 1932: R. Pearce (U.S.A.)

Paris, 1924: K. Pihlajamäki (Finland)

Entries and participation. Entered: 14 nations with 19 participants. Competed: 14 nations with 14 participants

1st Round • August 2nd • Beginning at 11.00 a.m. • Deutschland Hall

Bout 1: Cazaux (Great Britain)	defeats Tamba (Japan)—judge's decision 0:3	1:3 bad points
Bout 2: Herbert (Germany)	defeats Çakiryildiz (Turkey) by a throw in 4.15 min.	0:3 bad points
Bout 3: Zombori (Hungary)	defeats Laport (Belgium) by a throw in 10.30 min.	0:3 bad points
Bout 4: Nizzola (Italy)	defeats Nič (Czechoslovakia) by a throw in 5.30 min.	0:3 bad points
Bout 5: Tuveesson (Sweden)	defeats Jaskari (Finland)—judge's decision 3:0	1:3 bad points
Bout 6: Gaudard (Switzerland)	defeats Thorat (India) by a throw in 6.43 min.	0:3 bad points
Bout 7: Flood (U.S.A.)	defeats Jurado (Philippine Islands)—judge's decision 3:0	1:3 bad points

2nd Round • August 3rd • Beginning at 11.00 a.m. • Deutschland Hall

Bout 8: Çakiryildiz (Turkey)	defeats Tamba (Japan)—judge's decision 2:1	1:2 bad points
Bout 9: Herbert (Germany)	defeats Cazaux (Great Britain) by a throw in 7.14 min.	0:3 bad points
Bout 10: Laport (Belgium)	defeats Nič (Czechoslovakia) by a throw in 1.16 min.	0:3 bad points
Bout 11: Zombori (Hungary)	defeats Nizzola (Italy)—judge's decision 2:1	1:2 bad points
Bout 12: Tuveesson (Sweden)	defeats Gaudard (Switzerland) by a throw in 9.49 min.	0:3 bad points
Bout 13: Jaskari (Finland)	defeats Jurado (Philippine Islands) by a throw in 3.43 min.	0:3 bad points
Bout 14: Flood (U.S.A.)	defeats Thorat (India) by a throw in 4.50 min.	0:3 bad points

Eliminated with fire and more bad points:

Tamba, Nič, Jurado, Thorat

3rd Round • August 4th • Beginning at 11.00 a.m. • Deutschland Hall

Bout 15: Çakiryildiz (Turkey)	defeats Cazaux (Great Britain) by a throw in 5.06 min.	0:3 bad points
Bout 16: Herbert (Germany)	defeats Laport (Belgium) by a throw in 3.45 min.	0:3 bad points
Bout 17: Tuveesson (Sweden)	defeats Zombori (Hungary)—judge's decision 3:0	1:3 bad points
Bout 18: Jaskari (Finland)	defeats Nizzola (Italy)—judge's decision 3:0	1:3 bad points
Bout 19: Flood (U.S.A.)	defeats Gaudard (Switzerland) by a throw in 8.21 min.	0:3 bad points

Eliminated with five and more bad points:

Cazaux, Laporte, Nizzola, Gaudard

4th Round • August 4th • Beginning at 3.00 p.m. • Deutschland Hall

Bout 20: Zombori (Hungary)	defeats Çakiryildiz (Turkey) by a throw in 5.45 min.	0:3 bad points
Bout 21: Tuveesson (Sweden)	defeats Herbert (Germany)—judge's decision 2:1	1:2 bad points
Bout 22: Flood (U.S.A.)	defeats Jaskari (Finland) by a throw in 5.24 min.	0:3 bad points

Eliminated with five and more bad points:

Çakiryildiz, Jaskari

5th Round • August 5th • Beginning at 7.00 p.m. • Deutschland Hall

Bout 23: Zombori (Hungary)	defeats Herbert (Germany) by a throw in 12.47 min.	0:3 bad points
Bout 24: Flood (U.S.A.)	defeats Tuveesson (Sweden)—judge's decision 3:0	1:3 bad points

Eliminated with five and more bad points:

Herbert, Tuveesson

6th Round • August 5th • Beginning at 10.00 p.m. • Deutschland Hall

Bout 25: Zombori (Hungary)	defeats Flood (U.S.A.) by a throw in 12.40 min.	0:3 bad points
----------------------------	-------------------------------------------------	----------------

FINAL PLACINGS

1. Zombori. 2. Flood. 3. Herbert. 4. Tuveesson. 5. Jaskari. 6. Çakiryildiz

Catch-as-Catch-Can Style • Light-Weight

OLYMPIC VICTOR: Károly Kárpáti (Hungary)

Second: Wolfgang Ehrl (Germany)

Third: Herman Pihlajamäki (Finland)

St. Louis, 1904: J. Bradshaw (U.S.A.)

Antwerp, 1920: K. Antila (Finland)

London, 1908: G. de Relwyskow (Great Britain)

Paris, 1924: R. Vis (U.S.A.)

Stockholm, 1912: Not held

Amsterdam, 1928: O. Käpp (Esthonia)

Los Angeles, 1932: C. Paçome (France)

Entries and participation. Entered: 18 nations with 22 participants. Competed: 17 nations with 17 participants

1st Round • August 2nd • Beginning at 2.00 p.m. • Deutschland Hall

Bout 1: Kazama (Japan)	defeats Brdek (Czechoslovakia) by a throw in 14.30 min.	0:3 bad points
Bout 2: Ehrl (Germany)	defeats Arn (Switzerland)—judge's decision 3:0	1:3 bad points
Bout 3: Strong (U.S.A.)	defeats Soganli (Turkey)—judge's decision 2:1	1:2 bad points
Bout 4: Melin (Sweden)	defeats Thompson (Great Britain) by a throw in 1.18 min.	0:3 bad points
Bout 5: Pihlajamäki, H. (Finland)	defeats Lalemand (Belgium) by a throw in 5.35 min.	0:3 bad points
Bout 6: Romagnoli (Italy)	defeats Garrard (Australia)—judge's decision 3:0	1:3 bad points
Bout 7: Kárpáti (Hungary)	defeats Delporte (France)—judge's decision 3:0	1:3 bad points
Bout 8: Meier (Denmark)	defeats Thomas (Canada) by a throw in 7.14 min.	0:3 bad points
— Toots (Esthonia)	advanced without competing	

2nd Round • August 3rd • Beginning at 2.00 p.m. • Deutschland Hall

Bout 9: Kazama (Japan)	defeats Toots (Esthonia)—judge's decision 3:0	1:3 bad points
Bout 10: Ehrl (Germany)	defeats Brdek (Czechoslovakia) by a throw in 2.04 min.	0:3 bad points
Bout 11: Strong (U.S.A.)	defeats Arn (Switzerland)—judge's decision 3:0	1:3 bad points
Bout 12: Soganli (Turkey)	defeats Melin (Sweden)—judge's decision 3:0	1:3 bad points
Bout 13: Pihlajamäki, H. (Finland)	defeats Thompson (Great Britain)—judge's decision 3:0	1:3 bad points
Bout 14: Romagnoli (Italy)	defeats Lalemand (Belgium) by a throw in 3.04 min.	0:3 bad points
Bout 15: Kárpáti (Hungary)	defeats Garrard (Australia) by a throw in 2.45 min.	0:3 bad points
Bout 16: Delporte (France)	defeats Meier (Denmark) by a throw in 2.48 min.	0:3 bad points
— Thomas (Canada)	advanced without competing	
	Eliminated with five and more bad points:	
	Brdek, Arn, Lalemand, Garrard, Thompson	

3rd Round • August 4th • Beginning at 11.00 a.m. • Deutschland Hall

Bout 17: Toots (Esthonia)	defeats Thomas (Canada)—judge's decision 3:0	1:3 bad points
Bout 18: Ehrl (Germany)	defeats Kazama (Japan) by a throw in 2.25 min.	0:3 bad points
Bout 19: Strong (U.S.A.)	defeats Melin (Sweden)—judge's decision 3:0	1:3 bad points
Bout 20: Pihlajamäki, H. (Finland)	defeats Soganli (Turkey) by a throw in 5.25 min.	0:3 bad points
Bout 21: Kárpáti (Hungary)	defeats Romagnoli (Italy)—judge's decision 3:0	1:3 bad points
— Delporte (France)	advanced without competing	
	Eliminated with five and more bad points:	
	Soganli, Thomas, Melin; Meier (Denmark) did not compete	

4th Round • August 4th • Beginning at 4.00 p.m. • Deutschland Hall

Bout 22: Delporte (France)	defeats Toots (Esthonia)—Toots withdrew owing to injury after 4 min.	0:3 bad points
Bout 23: Kazama (Japan)	defeats Strong (U.S.A.)—judge's decision 2:1	1:2 bad points
Bout 24: Ehrl (Germany)	defeats Romagnoli (Italy)—judge's decision 3:0	1:3 bad points
Bout 25: Kárpáti (Hungary)	defeats Pihlajamäki, H. (Finland) by a throw in 9.20 min.	0:3 bad points
	Eliminated with five and more had points:	
	Toots, Strong, Kazama, Romagnoli	

5th Round • August 4th • Beginning at 7.00 p.m. Deutschland Hall


Bout 26: Pihlajamäki, H. (Finland)	defeats Delporte (France) by a throw in 2.50 min.	0:3 bad points
Bout 27: Kárpáti (Hungary)	defeats Ehrl (Germany)—judge's decision 2:1	1:2 bad points
	Eliminated with six bad points:	
	Delporte	

6th Round • August 4th • Beginning at 9.00 p.m. • Deutschland Hall

Bout 28: Ehrl (Germany)	defeats Pihlajamäki, H. (Finland) by a throw in 12.21 min.	0:3 bad points
-------------------------	------------------------------------------------------------	----------------


FINAL PLACINGS

1. Kárpáti. 2. Ehrl. 3. Pihlajamäki, H. 4. Delporte. 5. Strong. 6. Romagnoli.



Top: Ehrl (Germany) takes the offensive against Am (Switzerland) in the light-weight class.

Centre: Melin (Sweden) attempts to pin the shoulders of Thompson (Great Britain) to the mat in the light-weight matches.



Left: Welter-weight match between Paar (Germany) and Pietilä (Finland).

Catch-as-Catch-Can Style • Welter-Weight

OLYMPIC VICTOR: Frank Lewis (U.S.A.)

Second: Ture Andersson (Sweden)

Third: Joe Schleimer (Canada)

St. Louis, 1904: O. Roehm (U.S.A.) Paris, 1924: H. Gehri (Switzerland)
 Antwerp, 1920: E. Leino (Finland) Amsterdam, 1928: A. Haavisto (Finland)
 Los Angeles, 1932: J. van Bebber (U.S.A.)

Entries and participation. Entered: 16 nations with 21 participants. Competed: 16 nations with 16 participants

1st Round • August 2nd • Beginning at 2.00 p.m. • Deutschland Hall

Bout 1: Paar (Germany)	defeats O'Hara (Australia)—judge's decision 2:1	1:2 bad points
Bout 2: Andersson, T. (Sweden)	defeats Samec (Czechoslovakia) by a throw in 5.20 min.	0:3 bad points
Bout 3: Pietilä (Finland)	defeats Sóvári (Hungary)—judge's decision 3:0	1:3 bad points
Bout 4: Angst (Switzerland)	defeats Kukk (Esthonia) by a throw in 5.40 in.	0:3 bad points
Bout 5: Lewis (U.S.A.)	defeats Beke, J. (Belgium) by a throw in 5.03 min.	0:3 bad points
Bout 6: Schleimer (Canada)	defeats Anwar Rashid (India) by a throw in 2.52 min.	0:3 bad points
Bout 7: Jourlin (France)	defeats Erçetin (Turkey)—judge's decision 2:1	1:2 bad points
Bout 8: Fox (Great Britain)	defeats Masutomi (Japan)—judge's decision 3:0	1:3 bad points

2nd Round • August 4th • Beginning at 10.00 a.m. • Deutschland Hall

Bout 9: O'Hara (Australia)	defeats Sames (Czechoslovakia)—judge's decision 3:0	1:3 bad points
Bout 10: Paar (Germany)	defeats Andersson, T. (Sweden) by a throw in 14.58 min.	0:3 bad points
Bout 11: Angst (Switzerland)	defeats Pietilä (Finland)—judge's decision 3:0	1:3 bad points
Bout 12: Sóvári (Hungary)	defeats Kukk (Esthonia)—judge's decision 2:1	1:2 bad points
Bout 13: Lewis (U.S.A.)	defeats Schleimer (Canada) by a throw in 6.17 min.	0:3 bad points
Bout 14: Beke, J. (Belgium)	defeats Anwar Rashid (India) by a throw in 7.43 min.	0:3 bad points
Bout 15: Erçetin (Turkey)	defeats Fox (Great Britain)—judge's decision 3:0	1:3 bad points
Bout 16: Jourlin (France)	defeats Masutomi (Japan) by a throw in 4.20 min.	0:3 bad points

Eliminated with five and more bad points:
 Samec, Kukk, Anwar Rashid, Masutomi

3rd Round • August 4th • Beginning at 2.00 p.m. • Deutschland Hall

Bout 17: Andersson, T. (Sweden)	defeats O'Hara (Australia) by a throw in 1.53 min.	0:3 bad points
Bout 18: Paar (Germany)	defeats Pietilä (Finland)—judge's decision 3:0	1:3 bad points
Bout 19: Angst (Switzerland)	defeats Sóvári (Hungary) by a throw in 4.56 min.	0:3 bad points
Bout 20: Lewis (U.S.A.)	defeats Erçetin (Turkey) by a throw in 5.59 min.	0:3 bad points
Bout 21: Schleimer (Canada)	defeats Beke, J. (Belgium) by a throw in 4.26 min.	0:3 bad points
— Jourlin (France)	advanced without competing	

Eliminated with five and more bad points:
 O'Hara, Pietilä, Sóvári, Erçetin, Beke and J. Fox (Great Britain) did not compete

4th Round • August 4th • Beginning at 4.00 p.m. • Deutschland Hall

Bout 22: Jourlin (France)	defeats Paar (Germany)—judge's decision 3:0	1:3 bad points
Bout 23: Andersson, T. (Sweden)	defeats Lewis (U.S.A.) by a throw in 12.24 min.	0:3 bad points
Bout 24: Schleimer (Canada)	defeats Angst (Switzerland) by a throw in 8.14 min.	0:3 bad points

Eliminated with five bad points: Paar

5th Round • August 4th • Beginning at 7.00 p.m. • Deutschland Hall

Bout 25: Andersson, T. (Sweden)	defeats Jourlin (France)—judge's decision 3:0	1:3 bad points
Bout 26: Lewis (U.S.A.)	defeats Angst (Switzerland) by a throw in 6 min.	0:3 bad points

Eliminated with five and more bad points:
 Jourlin and Angst

6th Round • August 4th • Beginning at 9.00 p.m. • Deutschland Hall

Bout 27: Andersson, T. (Sweden)	defeats Schleimer (Canada) by a throw in 3.36 min.	0:3 bad points
---------------------------------	----------------------------------------------------	----------------

FINAL PLACINGS

1. Lewis. 2. Andersson, T. 3. Schleimer. 4. Jourlin. 5. Angst. 6. Paar

Catch-as-Catch-Can Style • Middle-Weight

OLYMPIC VICTOR: Emile Poilvé (France)

Second: Richard Voliva (U.S.A.)

Third: Ahmet Kireççi (Turkey)

St. Louis, 1904: Ch. Erikson (U.S.A.) Paris, 1924: F. Haggmann (Switzerland)
 London, 1908: S. Bacon (Great Britain) Amsterdam, 1928: E. Kyburz (Switzerland)
 Los Angeles, 1932: I. Johansson (Sweden)

Entries and participation. Entered: 16 nations with 19 participants. Competed: 15 nations with 15 participants

1st Round • August 2nd • Beginning at 11.00 a.m. • Deutschland Hall

Bout 1:	Rihetzky (Hungary)	defeats Rasul Karam (India)—judge's decision 3:0	1:3 bad points
Bout 2:	Voliva (U.S.A.)	defeats van der Merwe (South Africa) by a throw in 10.41 min.	0:3 bad points
Bout 3:	Gallegati (Italy)	defeats Lindblom (Sweden)—judge's decision 2:1	1:2 bad points
Bout 4:	Kireççi (Turkey)	defeats Schedler (Germany)—judge's decision 3:0	1:3 bad points
Bout 5:	Luukko (Finland)	defeats van Hoorebeke (Belgium) by a throw in 5.12 min.	0:3 bad points
Bout 6:	Poilvé (France)	defeats Evans (Canada) by a throw in 5.24 min.	0:3 bad points
Bout 7:	Sysel (Czechoslovakia)	defeats Jeffers (Great Britain) by a throw in 2 min.	0:3 bad points
—	Krebs (Switzerland)	advanced without competing	

2nd Round • August 4th • Beginning at 10.00 a.m. • Deutschland Hall

Bout 8:	Krebs (Switzerland)	defeats Rihetzky (Hungary) by a throw in 13.30 min.	0:3 bad points
Bout 9:	Voliva (U.S.A.)	defeats Rasul Karam (India)—judge's decision 3:0	1:3 bad points
Bout 10:	Kireççi (Turkey)	defeats Lindblom (Sweden)—judge's decision 2:1	1:2 bad points
Bout 11:	Gallegati (Italy)	defeats Schedler (Germany)—judge's decision 3:0	1:3 bad points
Bout 12:	Poilvé (France)	defeats Luukko (Finland)—judge's decision 3:0	1:3 bad points
Bout 13:	Sysel (Czechoslovakia)	defeats van Hoorebeke (Belgium) by a throw in 3.18 min.	0:3 bad points
Bout 14:	Jeffers (Great Britain)	defeats Evans (Canada) by a throw in 10 min.	0:3 bad points

Eliminated with five and more bad points:

Rasul Karam, Schedler, van Hoorebeke and Evans; van der Merwe (South Africa) did not compete

3rd Round • August 4th • Beginning at 2.00 p.m. • Deutschland Hall

Bout 15:	Voliva (U.S.A.)	defeats Krebs (Switzerland)—judge's decision 2:1	1:2 bad points
Bout 16:	Rihetzky (Hungary)	defeats Lindblom (Sweden) judge's decision 3:0	1:3 bad points
Bout 17:	Kireççi (Turkey)	defeats Gallegati (Italy)—judge's decision 3:0	1:3 bad points
Bout 18:	Luukko (Finland)	defeats Sysel (Czechoslovakia)—judge's decision 3:0	1:3 bad points
Bout 19:	Poilvé (France)	defeats Jeffers (Great Britain) by a throw in 5.56 min.	0:3 bad points

Eliminated with five and more bad points:

Lindblom, Rihetzky, Gallegati and Jeffers

4th Round • August 4th • Beginning at 4.00 p.m. • Deutschland Hall

Bout 20:	Kireççi (Turkey)	defeats Krebs (Switzerland)—judge's decision 2:1	1:2 bad points
Bout 21:	Voliva (U.S.A.)	defeats Luukko (Finland)—Luukko withdrew owing to injury	0:3 bad points
Bout 22:	Poilvé (France)	defeats Sysel (Czechoslovakia) by a throw in 6.20 min.	0:3 bad points

Eliminated with five and more bad points:

Sysel and Luukko

5th Round • August 4th • Beginning at 7.00 p.m. • Deutschland Hall

Bout 23:	Poilvé (France)	defeats Krebs (Switzerland) by a throw in 14.43 min.	0:3 bad points
Bout 24:	Voliva (U.S.A.)	defeats Kireççi (Turkey)—judge's decision 2:1	1:2 bad points

Elimination with five and more bad points:

Krebs and Kirççi

6th Round • August 4th • Beginning at 9.00 p.m. • Deutschland Hall

Bout 25:	Poilvé (France)	defeats Voliva (U.S.A.) by a throw in 10.25 min.	0:3 bad points
----------	-----------------	--------------------------------------------------	----------------

FINAL PLACINGS

1. Poilvé. 2. Voliva. 3. Kireççi. 4. Krebs. 5. Sysel. 6. Luukko

Catch-as-Catch-Can Style • Light-Heavy-Weight

OLYMPIC VICTOR: Knut Fridell (Sweden)

Second: August Neo (Esthonia)

Third: Erich Siebert (Germany)

Antwerp, 1920: A. Larsson (Sweden)

Amsterdam, 1928: T. Sjöstedt (Sweden)

Paris, 1924: J. Spellman (U.S.A.)

Los Angeles, 1932: P. Mehringer (U.S.A.)

Entries and participation. Entered: 12 nations with 17 participants. Competed: 12 nations with 12 participants

1st Round • August 3rd • 10.00 a.m. • Deutschland Hall

Bout 1: Fridell (Sweden)	defeats Neo (Esthonia)—judge's decision 3:0	1:3 bad points
Bout 2: Virág (Hungary)	defeats Lahti (Finland)—judge's decision 3:0	1:3 bad points
Bout 3: Avcioglu (Turkey)	defeats Ward (Great Britain)—judge's decision 3:0	1:3 bad points
Bout 4: Clemons (U.S.A.)	defeats Dätwyler (Switzerland) by a throw in 14.34 min.	0:3 bad points
Bout 5: Scarf (Australia)	defeats Beke, M. (Belgium) by a throw in 11.36 min.	0:3 bad points
Bout 6: Siebert (Germany)	defeats Prokop (Czechoslovakia)—judge's decision 3:0	1:3 bad points

2nd Round • August 4th • Beginning at 10.00 a.m. • Deutschland Hall

Bout 7: Neo (Esthonia)	defeats Virág (Hungary) by a throw in 9.22 min.	0:3 bad points
Bout 8: Fridell (Sweden)	defeats Lahti (Finland)—judge's decision 3:0	1:3 bad points
Bout 9: Clemons (U.S.A.)	defeats Ward (Great Britain)—judge's decision 3:0	1:3 bad points
Bout 10: Dätwyler (Switzerland)	defeats Avcioglu (Turkey) by a throw in 4.40 min.	0:3 bad points
Bout 11: Siebert (Germany)	defeats Beke, M. (Belgium) by a throw in 1.52 min.	0:3 bad points
Bout 12: Prokop (Czechoslovakia)	defeats Scarf (Australia)—judge's decision 2:1	1:2 bad points

Eliminated with five and more bad points:
Lahti, Ward and Beke, M.

3rd Round • August 4th • Beginning at 7.00 p.m. • Deutschland Hall

Bout 13: Neo (Esthonia)	defeats Clemons (U.S.A.) by a throw in 8.09 min.	0:3 bad points
Bout 14: Fridell (Sweden)	defeats Virág (Hungary) by a throw in 1.12 min.	0:3 bad points
Bout 15: Dätwyler (Switzerland)	defeats Prokop (Czechoslovakia) by a throw in 1.48 min.	0:3 bad points
Bout 16: Siebert (Germany)	defeats Scarf (Australia)—judge's decision 3:0	1:3 bad points

Eliminated with five and more bad points:
Virág, Prokop and Scarf. Avcioglu (Turkey) did not compete

4th Round • August 4th • Beginning at 8.00 p.m. • Deutschland Hall

Bout 17: Neo (Esthonia)	defeats Dätwyler (Switzerland)—judge's decision 3:0	1:3 bad points
Bout 18: Fridell (Sweden)	defeats Clemons (U.S.A.) by a throw in 3.45 min.	0:3 bad points
— Siebert (Germany)	advanced without competing	



Eliminated with five and more bad points:
Dätwyler and Clemons

5th Round • August 4th • Beginning at 9.00 p.m. • Deutschland Hall

Bout 19: Neo (Esthonia)	defeats Siebert (Germany)—judge's decision 3:0	1:3 bad points
-------------------------	------------------------------------------------	----------------

FINAL PLACINGS

1. Fridell. 2. Neo. 3. Siebert. 4. Dätwyler. 5. Clemons. 6. Scarf



Top:
Richard Voliva
(U.S.A.), winner
of second place in
the middle-weight
class, during his
match with Krebs
(Switzerland).

Centre:
The Olympic vic-
tor in the heavy-
weight class,
Palusalu (Es-
thonia), throws the
winner of third
place, Nyström
(Finland).



Left: The victory
ceremony for the
light-heavy-
weight winners:
Knut Fridell
(Sweden) and
August Neo (Es-
thonia). The
bronze medal was
won by
Erich Siebert
(Germany).

Catch-as-Catch-Can Style • Heavy-Weight

OLYMPIC VICTOR: Kristjan Palusalu (Estonia)

Second: Josef Klapuch (Czechoslovakia)

Third: Hjalmar Nyström (Finland)

St. Louis, 1904: B. Hansen (U.S.A.)
London, 1908: G. O'Kelly (Great Britain)
Antwerp, 1920: G. Roth (Switzerland)

Paris, 1924: H. Steele (U.S.A.)
Amsterdam, 1928: J. Richthoff (Sweden)
Los Angeles, 1932: J. Richthoff (Sweden)

Entries and participation. Entered: 12 nations with 16 participants. Competed: 11 nations with 11 participants

1st Round • August 3rd • Beginning at 10.00 a.m. • Deutschland Hall

Bout 1: Palusalu (Estonia)	defeats Klapuch (Czechoslovakia) by a throw in 10.50 min.	0:3 bad points
Bout 2: Çoban (Turkey)	defeats Charlier (Belgium)—judge's decision 3:0	1:3 bad points
Bout 3: Bürki (Switzerland)	defeats Gehring (Germany)—judge's decision 2:1	1:2 bad points
Bout 4: Akerlindh (Sweden)	defeats Dunn (U.S.A.) by a throw in 13.30 min.	0:3 bad points
Bout 5: Nyström (Finland)	defeats Chiga (Canada) by a throw in 10.11 min.	0:3 bad points
— Herland (France)	advanced without competing	

2nd Round • August 4th • Beginning at 11.00 a.m. • Deutschland Hall

Bout 6: Palusalu (Estonia)	defeats Herland (France) by a throw in 6.45 min.	0:3 bad points
Bout 7: Klapuch (Czechoslovakia)	defeats Charlier (Belgium) by a throw in 7.40 min.	0:3 bad points
Bout 8: Gehring (Germany)	defeats Çoban (Turkey) by a throw in 3.03 min.	0:3 bad points
Bout 9: Bürki (Switzerland)	defeats Dunn (U.S.A.) by a throw in 49 sec.	0:3 bad points
Bout 10: Akerlindh (Sweden)	defeats Nyström (Finland)—judge's decision 2:1	1:2 bad points
— Chiga (Canada)	advanced without competing	

Eliminated with five and more bad points:

Charlier and Dunn

3rd Round • August 4th • Beginning at 7.00 p.m. • Deutschland Hall

Bout 11: Herland (France)	defeats Chiga (Canada) by a throw in 3.45 min.	0:3 bad points
Bout 12: Palusalu (Estonia)	defeats Çoban (Turkey)—judge's decision 3:0	1:3 bad points
Bout 13: Klapuch (Czechoslovakia)	defeats Gehring (Germany)—judge's decision 3:0	1:3 bad points
Bout 14: Akerlindh (Sweden)	defeats Bürki (Switzerland) by a throw in 9.49 min.	0:3 bad points
— Nyström (Finland)	advanced without competing	

Eliminated with five and more bad points:

Chiga, Çoban and Gehring

4th Round • August 4th • Beginning at 8.00 p.m. • Deutschland Hall

Bout 15: Nyström (Finland)	defeats Herland (France) by a throw in 11.05 min.	0:3 bad points
Bout 16: Palusalu (Estonia)	defeats Bürki (Switzerland) by a throw in 6.15 min.	0:3 bad points
Bout 17: Klapuch (Czechoslovakia)	defeats Akerlindh (Sweden) by a throw in 2.02 min.	0:3 bad points

Eliminated with five and more bad points:

Herland and Bürki. Akerlindh withdrew after the 4th Round

5th Round • August 4th • Beginning at 9.00 p.m. • Deutschland Hall

Bout 18: Palusalu (Estonia)	defeats Nyström (Finland)—judge's decision 3:0	1:3 bad points
-----------------------------	------------------------------------------------	----------------

FINAL PLACINGS

1. Palusalu. 2. Klapuch. 3. Nyström. 4. Akerlindh. 5. Herland. 6. Bürki