



2011 MICHIGAN FOOTBALL



HAIL TO THE VICTORS VALIANT HAIL TO THE CONQUERING HEROES

11 NATIONAL TITLES

41 BOWL GAME APPEARANCES

42 BIG TEN TITLES

132 YEARS OF MICHIGAN FOOTBALL

ATHLETIC MEDIA RELATIONS • 1100 SOUTH STATE STREET • ANN ARBOR, MICHIGAN • OFFICE (734) 763-4423 • FAX (734) 647-1188 • MGOBLUE.COM

DID YOU KNOW?

- The Sugar Bowl will mark the first-ever meeting between the Wolverines and Hokies.
- The 2011 Wolverines became the first U-M team since 1917 to win eight home games and the first to win eight home games in Michigan Stadium in a season.
- In Big Ten play, U-M led the conference in rushing defense (115.6 yards per game) and opponent third-down percentage (30.1%, 31 of 103).
- In Big Ten play, U-M ranked 2nd in point differential (+127) and points scored (282 points) and allowed the 4th-fewest points (155 points).
- Quarterback Denard Robinson is now 6th in Michigan history with 38 TD passes and 5th with 35 TD runs. Robinson ranks 8th in school history in passing yards (4,814) and 8th in rushing yards (3,216).
- Robinson ranks 1st in the FBS in yards per completion (15.46 yards). Baylor QB-Robert Griffin (14.97) ranks 2nd.
- Denard Robinson ranks 2nd among FBS QBs in rushing yards with 1,163.
- Fitzgerald Toussaint and Denard Robinson each has led the Wolverines in rushing in six games this season.
- Brady Hoke became the 8th head coach to direct a team to a BCS bowl in his first season with a team.



TABLE OF CONTENTS

Game Day Information.....1
 Quick Facts.....2-3
 Tale of the Tape.....4
 Statistical Rankings.....8
 U-M Record When12
 Starting Lineups 14
 Depth Chart..... 15
 Rosters.....16-19
 Brady Hoke 20
 Coaching and Support Staff..... 21
 Individual Career Bests.....22-23
 Michigan Stadium..... 24
 Game Recaps25-36
 Players in the NFL..... 37

#17/#11 Virginia Tech Hokies (11-2, 7-1 ACC) vs.
 #13/#12 Michigan Wolverines (10-2, 6-2 Big Ten Conference)

GAME 13: Tuesday, January 3, 2012 • 8:30 EST/7:30 CST
Mercedes-Benz Superdome (73,208), New Orleans, La.



Series vs. Virginia Tech: First Meeting
Television: ESPN
Radio: Michigan Sports Network
Live Stats: MGoBlue.com



GAMEDAY QUICK HITS

TELEVISION COVERAGE

ESPN - 8:30 EST/7:30 CST
 Play-by-Play - Brad Nessler
 Color Analyst - Todd Blackledge
 Sideline Reporter - Holly Rowe

RADIO COVERAGE

The Michigan Football Radio Network is comprised of 36 affiliates in addition to Armed Services Radio and Sirius/XM. Frank Beckmann handles play-by-play with Jim Brandstatter serving as the color analyst. Doug Karsch provides sideline reports. ESPN Radio will broadcast the game with Sean McDonough (play-by-play), Matt Millen (color analyst) and Heather Cox (sideline reporter).

GOING BOWLING

- The Wolverines are making their 41st all-time bowl appearance (19-21 record).
- Michigan will be making its 35th January bowl appearance and will play in a January bowl game for the 13th time in the past 15 bowl trips.
- This will be the second time that U-M plays in the Sugar Bowl. The previous game was a 9-7 loss to Auburn on Jan. 2, 1984.

WOLVERINES AND THE HOKIES...

- This will be the first meeting between Michigan and Virginia Tech.
- Both teams are BCS at-large selections. U-M is ranked No. 13 in the BCS polls, while the Hokies enter ranked No. 11.
- Michigan has compiled a 1-1 record all-time against the Atlantic Coast Conference (ACC) in bowl games. The most recent match-up with the ACC came in the 1994 Hall of Fame Bowl, a 42-7 victory over North Carolina State on New Year's Day. Michigan lost a 17-15 affair to North Carolina in the 1979 Gator Bowl.
- U-M has an 18-3 all-time record against schools from the ACC.

WOLVERINES FACED TOUGH SCHEDULE IN 2011

- Michigan is the nation's lone team participating in the bowl season that faced 10 bowl-bound opponents during the regular season.
- U-M's eight wins against teams playing in bowl games ties for the most with LSU and Oklahoma State.
- Michigan's 12 regular-season opponents compiled an 82-63 regular-season record. Ten of those opponents earned bowl bids.
- Nine of U-M's 10 wins came against teams with 6+ victories.

2011 SCHEDULE AND RESULTS

DATE	RANK	OPPONENT	RESULT	TIME	TV	ATTEND.
Sept. 3	- / -	Western Michigan	W, 34-10	3:36 p.m.	ABC	110,506
Sept. 10	- / -	Notre Dame	W, 35-31	8:12 p.m.	ESPN	114,804
Sept. 17	- / -	Eastern Michigan	W, 31-3	12:01 p.m.	BTN	110,343
Sept. 24	22 / -	San Diego State	W, 28-7	12:01 p.m.	BTN	110,707
Oct. 1	19 / -	Minnesota*	W, 58-0	12:01 p.m.	BTN	111,106
Oct. 8	12 / -	at Northwestern *	W, 42-24	7:01 p.m.	BTN	47,330
Oct. 15	11 / 23	at Michigan State *	L, 14-28	12:01 p.m.	ESPN	77,515
Oct. 29	17 / -	Purdue (HC) *	W, 36-14	12:01 p.m.	ESPN2	112,115
Nov. 5	13 / -	at Iowa *	L, 16-24	12:01 p.m.	ESPN	70,585
Nov. 12	22 / -	at Illinois *	W, 31-14	3:36 p.m.	ABC	60,670
Nov. 19	20 / 17	Nebraska *	W, 45-17	12:03 p.m.	ESPN	113,718
Nov. 26	17 / -	Ohio State *	W, 40-34	12:07 p.m.	ABC	114,132
Jan. 3	13 / 17	vs. Virginia Tech		8:30 p.m.	ESPN	

All Times Eastern
 * Big Ten Games
Home Games Bold at Michigan Stadium
 Rank (U-M / Opponent) from the Associated Press Top 25 Poll

MICHIGAN FOOTBALL QUICK FACTS

MEDIA RELATIONS

Phone: (734) 763-4423
Fax: (734) 647-1188
Internet Site: MGoBlue.com

Mailing Address:
 Public and Media Relations
 University of Michigan
 1100 S. State St.
 Ann Arbor, MI 48109-2201

ASSOCIATE A.D.
 David Ablauf (dablauf@umich.edu)

FOOTBALL
 Justin Dickens (dickensj@umich.edu)

SECONDARY FOOTBALL/LACROSSE
 Matt Trevor (mtrevor@umich.edu)

PUBLICATIONS
 Barb Cossman (bcossman@umich.edu)

MEN'S BASKETBALL/MEN'S AND WOMEN'S GOLF
 Tom Wywrot (twywrot@umich.edu)

WRESTLING/MEN'S AND WOMEN'S TENNIS
 Leah Howard (lchoward@umich.edu)

WOMEN'S BASKETBALL/WOMEN'S WATER POLO
 Zena Lewis (zolewis@umich.edu)

BASEBALL/FIELD HOCKEY
 Kent Reichert (keriche@umich.edu)

WOMEN'S GYMNASTICS/WOMEN'S SOCCER/WOMEN'S SWIMMING AND DIVING
 Brad Rudner (brudner@umich.edu)

ICE HOCKEY/WOMEN'S ROWING
 Rob Tillotson (rtillot@umich.edu)

VOLLEYBALL/SOFTBALL
 Sarah VanMetre (vanmetre@umich.edu)

MEN'S AND WOMEN'S TRACK AND FIELD AND CROSS COUNTRY/ SECONDARY MEN'S BASKETBALL
 Whitney Dixon (whitdix@umich.edu)

MEN'S SOCCER/MEN'S SWIMMING AND DIVING/MEN'S GYMNASTICS
 Scott Kemps (skemps@umich.edu)

DIRECTOR OF INTERNET
 Jon Ripperger (ripp@umich.edu)

INTERNET
 Matt Baumer (mbaumer@umich.edu)

OFFICE MANAGER
 Tara Preston (tlap@umich.edu)

ADMINISTRATIVE ASSISTANT
 Joan Medrich (jmedrich@umich.edu)

UNIVERSITY INFORMATION

School: University of Michigan
Location: Ann Arbor, Mich.
Enrollment: 41,942
Founded: 1817
University President: Mary Sue Coleman
Director of Athletics: Dave Brandon
Nickname: Wolverines
Colors: Maize and Blue
Band: Michigan Marching Band
Fight Song: The Victors
Conference: Big Ten

FOOTBALL INFORMATION

First Year of Varsity Status: 1879
All-Time Record: 894-310-36 (132nd season)
All-Time Big Ten Record: 473-186-18 (105th season)
National Titles: 11
Big Ten Championships: 42
Bowl Games (Record): 40 (19-21)
Consensus All-Americans: 78
First-Team All-Big Ten Selections: 393

MICHIGAN STADIUM

Completed: 1927 (85th season)
Stadium Capacity: 109,901
Surface: FieldTurf (artificial)
Largest Crowd (Opp., Year): 114,804 (Notre Dame, 2011)
Record at Michigan Stadium: 392-120-15
Consecutive 100,000-plus Crowds: 238 (Nov. 8, 1975 to current)

2011 SEASON IN REVIEW

Overall Record: 10-2 (.833)
Big Ten Record: 6-2 (.750)
Home: 8-0 / **Away:** 2-2 / **Neutral:** 0-0

MICHIGAN HEAD COACHES

Brady Hoke	2011-present	10-2	(.833)
Rich Rodriguez	2008-10	15-22	(.405)
Lloyd Carr	1995-2007	122-40	(.753)
Gary Moeller	1990-94	44-13-3	(.758)
Bo Schembechler	1969-89	194-48-5	(.796)
Bump Elliott	1959-68	51-42-2	(.547)
Bennie Oosterbaan	1948-58	63-33-4	(.650)
Fritz Crisler	1938-47	71-16-3	(.806)
Harry Kipke	1929-37	46-26-4	(.632)
Tad Wieman	1927-28	9-6-1	(.594)
George Little	1924	6-2	(.750)
Fielding Yost	1901-23, 1925-26	165-29-10	(.833)
Biff Lea	1900	7-2-1	(.750)
Gustave Ferbert	1897-99	24-3-1	(.875)
William Ward	1896	9-1	(.900)
William McCauley	1894-95	17-2-1	(.875)
Frank Barbour	1892-93	14-8	(.636)
M. Murphy/F. Crawford	1891	4-5	(.444)

FOOTBALL HISTORY

First Year of Football1879
 All-Time Record894-310-36 (.735)
 All-Time Conference Record473-186-18 (.712)
 All-Time Bowl Record19-21 (.475)

National Championships 11
 1901, 1902, 1903, 1904, 1918, 1923, 1932, 1933, 1947, 1948, 1997

Conference Championships 42
 1898, 1901, 1902, 1903, 1904, 1906, 1918, 1922, 1923, 1925, 1926, 1930, 1931, 1932, 1933, 1943, 1947, 1948, 1949, 1950, 1964, 1969, 1971, 1972, 1973, 1974, 1976, 1977, 1978, 1980, 1982, 1986, 1988, 1989, 1990, 1991, 1992, 1997, 1998, 2000, 2003, 2004

Bowl Appearances 41
 1901, 1947, 1950, 1964, 1969, 1971, 1975, 1976, 1977, 1978, 1979, 1980, 1981, 1982, 1983, 1984, 1985, 1986, 1987, 1988, 1989, 1990, 1991, 1992, 1993, 1994, 1995, 1996, 1997, 1998, 1999, 2000, 2001, 2002, 2003, 2004, 2005, 2006, 2007, 2010, 2011

Undefeated Seasons 23
 1879, 1880, 1884, 1885, 1886, 1887, 1898, 1901, 1902, 1903, 1904, 1910, 1918, 1922, 1923, 1930, 1932, 1933, 1947, 1948, 1973, 1992, 1997

10+ Win Seasons..... 26
 1898, 1901, 1902, 1903, 1904, 1905, 1947, 1971, 1972, 1973, 1974, 1976, 1977, 1978, 1980, 1985, 1986, 1989, 1991, 1997, 1998, 1999, 2002, 2003, 2006, 2011

Most Consecutive Wins 29 (Sept. 28, 1901 – Oct. 31, 1903)
 All-Time Points Scored 30,834 (No. 2 nationally)
 First-Team All-Americans 125 (78 consensus)
 First-Team All-Big Ten Players 393 (No. 1 in the Big Ten)
 Heisman Trophy Winners 3 (1941, 1991, 1997)
 Years with U-M Player in Heisman Top 10 26
 National Award Winners 11
 College Football Hall of Fame Members 35
 All-Time NFL Draft Picks 337 (two No. 1 picks)
 All-Time First Round Picks 50
 Michigan on TV 431 Games; 282-141-8 (No. 1 nationally)
 First TV Game U-M 55, MSU 0 (Sept. 27, 1947 on WWJ-TV)

MICHIGAN FOOTBALL BY DECADE

2010s.....	17-8 (.680)
2000s.....	81-43-0 (.653)
1990s.....	93-26-3 (.775)
1980s.....	90-29-2 (.752)
1970s.....	96-16-3 (.848)
1960s.....	55-40-0 (.579)
1950s.....	52-36-3 (.588)
1940s.....	74-15-3 (.821)
1930s.....	53-26-4 (.663)
1920s.....	58-16-4 (.769)
1910s.....	52-18-6 (.723)
1900s.....	82-8-3 (.898)
1890s.....	72-20-2 (.777)
1880s (no games in 1882)	18-9-0 (.667)
1879.....	1-0-1 (.750)
Overall	894-310-36 (.735)

MICHIGAN FOOTBALL MEDIA INFORMATION

INSIDE MICHIGAN FOOTBALL RADIO SHOW

Head Coach Brady Hoke will appear on the Inside Michigan Football Radio Show at 7 p.m. EST, on Sun., Jan 1, at the New Orleans Marriott. The hour-long show originates on WXYT Radio. Doug Karsch will fill in for host Jim Brandstatter on the show.

City	Station	Dial Pos.
Alma	WFYC	1280 AM
Alpena	WATZ	1450 AM
Ann Arbor	WTKA	1050 AM
Battle Creek	WBCK	930 AM
Benton Harbor	WSJM	1400 AM
Cassopolis	WGTO	910 AM
Detroit	WXYT	1270 AM
Ishpeming	WIAN	1240 AM
Lansing	WLMI	92.9 FM
Marquette	WDMJ	1320 AM
Saginaw	WSGW	790 AM
Traverse City	WTCM	580 AM

MICHIGAN RADIO NETWORK

In its ninth season as a division of IMG College, the Michigan Sports Network represents one of the largest and most-listened to college sports network in the Midwest. Anchored by WWJ-AM (950) in Detroit, the Michigan Radio Network is comprised of 36 affiliate stations that cover the state of Michigan during football season. In addition, U-M football can also be heard on American Armed Forces Radio and is also available on Sirius/XM. Frank Beckmann (play-by-play) and Jim Brandstatter (color) bring the action to you from the booth, with Doug Karsch providing sideline reports and analysis. Following is a list of radio affiliates:

City	Station	Dial Pos.
Alma	WQBX	104.9 FM
Alpena	WATZ	1450 AM
Ann Arbor	WTKA	1050 AM
Ann Arbor	WWWW	102.9 FM
Battle Creek	WBXX	104.9 FM
Benton Harbor	WSJM	1400 AM
Big Rapids	WBRN	1460 AM
Big Rapids	WBRN-FM	107.7 FM
Cadillac	WATT	1240 AM
Cassopolis	WGTO	910 AM
Charlevoix	WMKT	1270 AM
Detroit	WWJ	950 AM
Escanaba	WDBC	680 AM
Flint	WTRX	1330 AM
Grand Haven	WGHN	1370 AM
Grand Rapids	WOOD	1300 AM
Ishpeming	WIAN	1240 AM
Jackson	WKHM	970 AM
Kalamazoo	WNWN	1560 AM
Kalamazoo	WQLR	1660 AM
Lansing	WLMI	92.9 FM
Ludington	WKZC	94.9 FM
Marine City	WHLX	1590 AM
Marquette	WDMJ	1320 AM
Muskegon	WOOD	106.9 FM
Newberry	WNBY	1450 AM
Niles	WNIL	1290 AM
Oscoda	WWTH	100.7 FM
Petoskey	WMKT	92.1 FM
Port Huron	WHLN	1450 AM
Reed City	WBRN	95.1 FM
Rogers City	WHAK	980 AM
Rogers City	WHAK	99.9 FM
Saginaw	WSGW	790 AM
Sault Ste. Marie	WKNW	1400 AM
Traverse City	WTCM	580 AM

U-M football can also be heard on American Armed Forces Radio and is also available on Sirius Satellite Radio.

INSIDE MICHIGAN FOOTBALL

Inside Michigan Football, the University of Michigan Athletic Department-owned football show, returns for a fourth season with the first episode on Monday, Aug. 29 at 6 p.m. on Fox Sports Detroit. Hosted by Jim Brandstatter, the half-hour show will feature analysis from head coach Brady Hoke and be packed with highlights and behind-the-scenes features on Michigan football.

Inside Michigan Football will be broadcast 15 times throughout the season, airing every Monday (start time varies from 5:30-6:30 p.m.) on FSN Detroit, with re-airs on Thursday at 12:30 p.m. and Friday at 2 p.m. Times for Inside Michigan Football from the Sugar Bowl will be announced at a later date. Additional airings on FS Detroit and the Big Ten Network will be announced later.

Unfortunately, due to Big Ten Network regulations, Inside Michigan Football will not be available on MGoBlue.com.

Following are the days and times the show airs:

Station	Day, Time
FSN Detroit	Monday, 6:30 p.m.
FSN Detroit	Thursday, 12:30 p.m.
FSN Detroit	Friday, 2 p.m.
Big Ten Network	Wednesday, Noon

Times are Eastern

MEDIA AVAILIBILITIES IN NEW ORLEANS

WED., DEC. 28	THU., DEC. 29	FRI., DEC. 30	SAT., DEC. 31	SUN., JAN. 1	MON., JAN. 2
12:30 P.M. - Arrival at Louis Armstrong International Airport. Press Conference: -Head Coach Brady Hoke -Kevin Koger -Mike Martin -David Molk	1 P.M. - Practice at Tulane University (Open First 15 mins.) 3 P.M. - Post-practice availability: -Head Coach Brady Hoke -Drew Dileo -Mark Huyge -Patrick O'mameh -Will Heinger -Craig Roh -Troy Woolfolk	9:30 A.M. - Press Conference at New Orleans Marriott Convention Center Ballroom C-F: -Off. Coord. Al Borges -Junior Hemingway -Kevin Koger -David Molk -Denard Robinson -Fitzgerald Toussaint 1 P.M. - Practice at Tulane University (Open First 15 mins.) 6 P.M. - Mid City Lanes Rock 'N' Bowl (Open to Media for 20 mins.)	9:15 A.M. - Press Conference at New Orleans Marriott Convention Center Ballroom C-F: -Def. Coord. Greg Mattison -Kenny Demens -Jordan Kovacs -Mike Martin -Craig Roh -Ryan Van Bergen	2 P.M. - Press Conference at New Orleans Marriott 2nd Floor Landing: -Head Coach Brady Hoke -Kevin Koger -David Molk -Denard Robinson -Jordan Kovacs -Mike Martin -Ryan Van Bergen	11:20 A.M. - Press Conference at New Orleans Marriott Convention Center Ballroom D-F: -Head Coach Brady Hoke *Any interview requests should be directed to the University of Michigan Public and Media Relations office.

TALE OF THE TAPE

2011 STATISTICS

OFFENSE

MICHIGAN	CATEGORY	VIRGINIA TECH
34.2	Scoring	28.5
423.1	Total Yards	415.8
235.7	Rushing Offense	188.7
187.4	Passing Offense	227.1
141.2	Pass Efficiency	138.8
258	First Downs	274
48.4 %	3rd-Down Conv.	46.3 %
56.3 %	4th-Down Conv.	47.1 %
15	Sacks Allowed	15
65 %	Red Zone Offense (TD Eff.)	53 %
84 %	Red Zone Offense (Scoring Eff.)	75 %
9.0	Punt Returns	10.3
19.5	Kick Returns	19.8
38.3	Avg. Punting	36.8
33.7	Net Punting	33.6
10-14	Field Goals	14-20
49	Penalties	75
+6	Turnover Margin	+6
31:56	Time Of Possession	33:54

2011 STATISTICS

DEFENSE

MICHIGAN	CATEGORY	VIRGINIA TECH
17.2	Scoring	17.2
317.6	Total Yards	313.9
129.1	Rushing Defense	107.8
188.5	Passing Defense	206.2
120.1	Pass Efficiency	111.9
202	First Downs	209
36.1 %	3rd-Down Conv. Allowed	32.4 %
38.9 %	4th-Down Conv. Allowed	31.6 %
28	Sacks By	38
57 %	Red Zone Defense (TD Eff.)	54 %
69 %	Red Zone Defense (Scoring Eff.)	68 %
8.4	Punt Returns	4.1
21.3	Kick Returns	21.9
40.4	Avg. Punting	39.6
36.3	Net Punting	34.0
8-10	Field Goals Against	8-16
85	Penalties	51
26:42	Opponent Time Of Possession	26:06

2011 CAPTAINS

- U-M elected three seniors TE KEVIN KOGER, C DAVID MOLK and DT MIKE MARTIN, as captains for the 132nd team in school history.
- The three players were selected in a vote of their teammates during fall camp.

THE LAST TIME OUT...

- Michigan overcame Ohio State leads three different times and made a final fourth-down stop late in the fourth quarter to earn a 40-34 win in front of 114,132 fans, the second-largest crowd in Michigan Stadium history. The triumph ended a seven-game series losing streak to the Buckeyes.

Junior quarterback DENARD ROBINSON ran for two touchdowns and passed for three more as he totaled 337 total yards (170 rushing, 167 passing). His TD passes each went to seniors: wide receiver JUNIOR HEMINGWAY, wide receiver MARTAVIOUS ODOMS and tight end KEVIN KOGER. Sophomore running back FITZGERALD TOUSSAINT had 120 yards on 20 carries. Both Robinson and Toussaint reached the 1,000-yard rushing plateau for the season, marking the second time (1975) two U-M players achieved the feat in the same season.

Michigan's defense yielded 372 yards of offense, but it earned a safety in the first quarter and ended the game with an interception on OSU's fourth-and-six try in the final minutes.

OFFENSIVE TEAM NOTES...

OFFENSIVE HIGHLIGHTS

- Michigan's offense is averaging 34.2 points and 423.1 yards per game in 2011, 235.7 rushing and 187.4 passing. Below are offensive rankings:

CATEGORY	STAT	RANK	
		BIG TEN	NCAA
3RD-DOWN EFF.	48.4%	3RD	13TH
RUSHING OFF.	235.7	2ND	12TH
TOTAL OFFENSE	423.1	3RD	34TH
POINTS/GAME	34.2	2ND	23RD

- U-M has totaled over 100 yards rushing in 11 of 12 games, including 200+ rushing yards in seven games and 300+ yards in four games. Michigan had a season-best 376 rushing yards against Eastern Michigan (Sept. 17), 320 vs. San Diego State (Sept. 24) and 363 yards vs. Minnesota (Oct. 1). It marked the first time U-M rushed for 300+ yards in three consecutive games since 1976.
- Junior quarterback DENARD ROBINSON and sophomore running back FITZGERALD TOUSSAINT became U-M's first pair of 1,000-yard rushers since 1975 by each surpassing the mark in the win over Ohio State. Robinson has 1,163 yards this season, while Toussaint has 1,011. Gordon Bell (1,388) and Rob Lytle (1,030) achieved the feat 36 years ago.

ROBINSON FINISHES STRONG

- Junior quarterback DENARD ROBINSON finished the year strong. In his last two games, wins over Nebraska and Ohio State, Robinson combined for 25 of 35 passing for 347 yards and 5 TDs with one interception and rushed 49 times for 253 yards with 4 TDs. Overall, Robinson combined for 600 yards and 9 TDs, contributing to his career-best 34 TDs on the season (18 passing/16 rushing).

He became the first Michigan player in the modern era to post multiple rushing and passing TDs in back-to-back games.

BIG TEN TOUSSAINT

- Sophomore running back FITZGERALD TOUSSAINT has carried the load in the Michigan backfield during Big Ten play. He had 818 yards and six touchdowns on 139 attempts in conference-only play. He surpassed the 100-yard mark in five Big Ten games, including the final three outings when he averaged 150.0 yards per game. In Big Ten games, he ranked 5th with an average of 102.2 rushing yards per game, while his 5.9-yard per rush average ranked 3rd.
- Toussaint's 10 rushes of 20+-yards in 2011 are second only to Wisconsin's Montee Ball (15) in the Big Ten.

BIG PLAY THREATS

- The Maize and Blue has produced 64 plays from scrimmage that have chewed up 20+ yards, including a season-high eight vs. Ohio State. U-M had seven "big plays" against Notre Dame, Northwestern and Purdue.

Junior quarterback DENARD ROBINSON (12) and fifth-year wide receiver JUNIOR HEMINGWAY (11) lead the Wolverines in 20+-yard plays from scrimmage. Sophomore running back FITZGERALD TOUSSAINT has 10 big plays, while junior running back VINCENT SMITH has eight. Hemingway is averaging 19.9 yards per catch, which leads the Big Ten and ranks 5th in the nation. Eleven of Hemingway's 32 receptions have been for 20+ yards.

POCKET PRESENCE

- U-M's offensive line includes four starters from the 2010 squad. Fifth-year senior center DAVID MOLK, junior right guard PATRICK OMAMEH, sophomore left tackle TAYLOR LEWAN and fifth-year senior right tackle MARK HUYGE have combined for 118 career starts and 131 career games on the offensive line.
- In 2010, Michigan's offensive front allowed just 11 sacks, which led the Big Ten. The line has allowed 15 sacks in 12 games in 2011, which ties for second in the Big Ten.

OFFENSIVE SCORING DRIVES

- Twenty-eight of Michigan's 61 offensive scoring drives have covered 70+ yards, and 19 of the drives have covered 80+ yards.

SLOW STARTERS NO MORE

- Michigan had been held without a point in the first quarter of each of the first three games. The Wolverines have scored a touchdown on their first offensive drives in seven of the past nine games since. U-M had a streak of five consecutive games with a TD on the first offensive drive, but that streak ended at Iowa.

DEFENSIVE TEAM NOTES...

DEFENSIVE IMPROVEMENT

- After allowing 35.2 points per game in 2010, Michigan's defense allowed 17.2 points per game during the 2011 regular season, ranking 3rd in the Big Ten and 7th in the nation. U-M has improved from 108th in total defense in 2010 (447.9 ypg) to 18th in 2011, allowing 317.6 yards per game. U-M has forced 27 turnovers in 2011, including multiple turnovers in nine of 12 games. The Wolverines' 27 turnovers rank 1st in the Big Ten and tied for 20th in the FBS. Michigan ranks 4th in the nation in red zone defense (24-35, 69%).

MARTIN AND VAN BERGEN CONTROL UP FRONT

Senior defensive linemen MIKE MARTIN and RYAN VAN BERGEN have controlled the line of scrimmage as of late.

Van Bergen has had a tackle for loss in the last five consecutive games, including multiple TFLs in the past three games. In the last five games overall, Van Bergen has 22 tackles, nine TFLs, four sacks, two pass breakups and one fumble recovery. In 2011, he has totaled career-bests with 41 tackles, 12 TFLs and three FR. He has tied career-highs with 5.0 sacks and four PBUs.

Martin has 5+ tackles in each of the past seven games. In the last five games, Martin has registered 33 tackles, four TFLs, 2.5 sacks and one safety.

Over the past five games, the duo has combined for 55 stops, 13 TFLs, 6.5 sacks, two PBUs, one FR and one safety.

MAKING ADJUSTMENTS

The Wolverines have out-scored their opponents 322-136 from the second quarter on and 207-87 in the second half.

TURNOVER MARGIN

The Wolverines have forced 27 turnovers (1st in the Big Ten, tied for 20th in the NCAA) and own a +6 turnover margin. The Wolverines have forced at least two turnovers in nine of 12 games, including a season-high five vs. Notre Dame. Overall, U-M has forced eight interceptions (by six different players) and recovered 19 of 24 fumbles. The Wolverines' +6 margin ranks 3rd in the Big Ten. The Wolverines had a -32 turnover margin the previous three seasons.

Eleven of the 27 turnovers have resulted in U-M touchdowns.

3RD-DOWN SUCCESS

Michigan has converted 75 of 155 third downs (48.4%), good for 3rd-best in the Big Ten and 13th in the nation. The school record is 49.6% in 1986.

U-M's defense has held opponents to 57 of 158 third-down conversions (36.1%), 3rd in the Big Ten. U-M held Big Ten opponents to 31 of 103 (30.1%) third-down conversions, tops in Big Ten play.

PENALTIES

Michigan has committed only 49 penalties for 432 yards in 12 games. Michigan ranks 3rd in the Big Ten and tied for 6th in the nation in fewest penalties per game.

Michigan opponents have committed 85 penalties for 734 yards, a net margin of 36 penalties for 302 yards. U-M has drawn more penalties than any other Big Ten team.

FRESHMAN PRESENCE ON 'D'

Michigan lists three freshmen starters on its two-deep, redshirt freshman linebacker JAKE RYAN and two true freshmen, cornerback BLAKE COUNTESS and linebacker DESMOND MORGAN.

Morgan and Countess have started the past five games, with Morgan starting six overall, while Ryan has started 10 of 12 games. Morgan has 38 tackles over his past five games, and at least five in each of those games. Morgan ranks 5th on the team in tackles with 53, Countess ranks 2nd on the team with six PBUs and Ryan ranks fourth on the team with seven tackles for loss.

Three other true freshmen also have seen time on defense: defensive end FRANK CLARK, linebacker BRENNEN BEYER and cornerback RAYMON TAYLOR.

SPECIAL TEAMS NOTES...

GIBBONS REBOUNDS

After hitting just 1 of 5 field goals as a freshman in 2010, Gibbons has rebounded in 2011, hitting 10 of 14 FGs (one blocked) and 52 of 53 PATs (one blocked). Gibbons hit a career-long 43-yard field goal vs. Ohio State 11/26 to extend the Wolverines' lead to six points with 1:59 left.

INDIVIDUAL PLAYER NOTES

Jeremy Gallon

2011 Season

Second on the team in catches (30) and receiving yards (450). Has a catch in every game. Had three catches for 34 yards, including six-yard TD, vs. Nebraska.

Leads team with 19 punt returns for 192 yards (10.1 avg).

Career-high 79 receiving yards vs. Purdue on three catches; both totals were U-M game highs.

Had team highs for catches (4) and yards (66) at Michigan State.

Career-high five catches (73 yards) at Northwestern.

Made four catches for 46 yards in first career start vs. Minnesota.

Made 2 catches for 78 yards vs. Notre Dame.

Sixteen-yard TD in 4th quarter, career-best 64-yard catch set up game-winning TD.

Career

In 2010, led team in punt returns (10 for 43 yards) and kick returns (27 for 589 yards).

Receiving

Year	GP/GS	No.	Yards	Avg.	Per/Game	TD	Long
2010	12/0	4	49	12.3	7.0	1	20
2011	12/1	30	450	15.0	37.5	3	64
Career	24/1	34	499	14.7	20.8	4	64

Devin Gardner

2011 Season

Has seen action at quarterback throughout Big Ten season.

Threw second touchdown of career at Illinois, a 27-yard pass to Martavious Odoms in 4th quarter. Also passed for season-high 47 yards on 2-of-5.

Ran for a touchdown at Northwestern.

Ran for career-best 39 yards vs. Minnesota.

Career

Made career debut at quarterback against Connecticut (Sept. 4).

Completed 7-of-10 passes for 85 yards and threw for first career touchdown against Bowling Green; rushed six times for 25 yards and one touchdown (also first of his career).

Rushing

Year	GP/GS	Att.	Yards	Avg.	Per/Game	TD	Long
2010	3/0	7	21	3.0	7.0	1	9
2011	9/0	25	65	2.6	9.3	1	15
Career	12/0	32	86	2.7	8.6	2	15

Passing

Year	GP/GS	Comp.	Att.	Pct.	Yards	TD	Int.	Long
2010	3/0	7	10	70.0	85	1	0	30
2011	9/0	11	23	47.8	176	1	1	32
Career	12/0	18	33	54.5	261	2	1	32

2011 BIG TEN FOOTBALL STANDINGS

LEGENDS DIVISION		
TEAM	BIG TEN	OVERALL
Michigan State	7-1	10-3
Michigan	6-2	10-2
Nebraska	5-3	9-3
Iowa	4-4	7-5
Northwestern	3-5	6-6
Minnesota	2-6	3-9

LEADERS DIVISION		
TEAM	BIG TEN	OVERALL
Wisconsin	6-2	10-2
Penn State	6-2	9-3
Purdue	4-4	6-6
Ohio State	3-5	6-6
Illinois	2-6	6-6
Indiana	0-8	1-11

Big Ten Bowl Schedule

Dec. 27, 2011, Little Caesars Bowl

Purdue vs. Western Michigan

Dec. 30, 2011, Insight Bowl

Iowa vs. No. 14 Oklahoma

Dec. 31, 2011, Meineke Car Care Bowl of Texas

Northwestern vs. Texas A&M

Dec. 31, 2011, Kraft Fight Hunger Bowl

Illinois vs. UCLA

Jan. 2, 2012, Ticketcity Bowl

No. 22 Penn State vs. No. 19 Houston

Jan. 2, 2012, Capital One Bowl

No. 20 Nebraska vs. No. 9 South Carolina

Jan. 2, 2012, Outback Bowl

No. 17 Michigan State vs. No. 16 Georgia

Jan. 2, 2012, Taxslayer.com Gator Bowl

Ohio State vs. Florida

Jan. 2, 2012, Rose Bowl Game Presented by Vizio

No. 10 Wisconsin vs. No. 5 Oregon

THE NATIONAL POLLS

Associated Press Media Poll (Dec. 4)

Team	Record	Points	Previous
1. LSU (60)	13-0	1500	1
2. Alabama	11-1	1418	2
3. Oklahoma State	11-1	1400	3
4. Stanford	11-1	1283	4
5. USC	10-2	1179	9
6. Oregon	11-2	1170	8
7. Arkansas	10-2	1148	6
8. Boise State	11-1	1107	9
9. Wisconsin	11-2	1038	15
10. South Carolina	10-2	946	14
11. Kansas State	10-2	829	16
12. Michigan State	10-3	733	11
13. Michigan	10-2	707	17
14. Clemson	10-3	663	21
15. Baylor	9-3	656	19
16. TCU	10-2	632	18
17. Virginia Tech	11-2	591	5
18. Georgia	10-3	566	12
19. Oklahoma	9-3	386	13
20. Houston	12-1	370	7
21. Nebraska	9-3	363	20
22. Southern Miss	11-2	336	24
23. West Virginia	9-3	199	22
24. Penn State	9-3	129	23
25. Florida State	8-4	49	25

USA Today Coaches Poll (Dec. 4)

Team	Record	Points	Previous
1. LSU (59)	13-0	1475	1
2. Alabama	11-1	1399	2
3. Oklahoma State	11-1	1367	5
4. Stanford	11-1	1286	4
5. Oregon	11-2	1232	7
6. Boise State	11-1	1128	8
7. Arkansas	10-2	1112	10
8. Wisconsin	11-2	1085	12
9. South Carolina	10-2	971	13
10. Kansas State	10-2	878	15
11. Virginia Tech	11-2	835	3
12. Michigan	10-2	789	16
13. Michigan State	10-3	735	9
14. Clemson	10-3	657	21
15. TCU	10-2	631	17
16. Baylor	9-3	599	18
17. Houston	12-1	542	6
18. Georgia	10-3	538	14
19. Oklahoma	9-3	437	11
20. Nebraska	9-3	402	19
21. Southern Miss	11-2	366	23
22. West Virginia	9-3	278	20
23. Penn State	9-3	189	22
24. Cincinnati	9-3	94	25
25. Florida State	8-4	68	24

TRACKING U-M IN THE TOP 25 POLLS

Date	AP	USA Today
Preseason.....	NR.....	NR
Week 1.....	NR.....	NR
Week 2.....	NR.....	NR
Week 3.....	22.....	21
Week 4.....	19.....	19
Week 5.....	12.....	11
Week 6.....	11.....	10
Week 7.....	18.....	17
Week 8.....	17.....	17
Week 9.....	13.....	13
Week 10.....	22.....	21
Week 11.....	20.....	18
Week 12.....	17.....	16
Week 13.....	13.....	12

Junior Hemingway

2011 Season

- All-Big Ten honorable mention (coaches).
 - Phil Steele's Midseason All-Big Ten third team.
 - 19.9 yards/catch average leads Big Ten and is fifth in NCAA.
 - Leads U-M in receptions (32) and receiving yards (636).
 - Moved into 17th place on U-M career receiving yards list (1,575) vs. Nebraska.
 - Tied season high with 5 catches (64 yards) at Iowa.
 - At Northwestern, tied season high with five catches. Sixth career 100-yard receiving game (124), tying for ninth all-time at U-M.
 - Set season high with 5 grabs (56 yards) vs. Minnesota.
 - Against Notre Dame, posted career-best 165 receiving yards on 3 catches, including 1 TD for 43 yards. Catch and run for 77 yards set career best and U-M's longest reception since 2007.
- Career**
- 30 career starts, including 11 in 2011.
 - Became 28th Wolverine to reach 1,000 career receiving yards vs. ND (9/10/11).
 - Of his 86 career catches, 28 have been for 20+ yards.
 - Has six games of 100+ receiving yards.
 - 2009-10 NSCA All-American Strength and Conditioning Athlete of the Year recipient.
 - Redshirted 2008 season due to illness.

Receiving

Year	GP/GS	No.	Yards	Avg.	Per/Game	TD	Long
2007	10/1	4	37	9.3	3.7	0	23
2008	4/1	2	41	20.5	10.3	1	33
2009	11/9	16	268	16.8	24.4	2	66
2010	10/8	32	593	18.5	59.3	4	70
2011	12/11	32	636	19.9	53.0	2	77
Career	47/30	86	1575	18.3	33.5	9	77

Kevin Koger

2011 Season

- Leads team with four touchdown receptions, which are also a career high. Most TDs by a U-M tight end since Bennie Joppru had five in 2002.
 - Tied career high with four catches (40 yards) vs. Ohio State, including fourth quarter TD that proved to be the decisive score.
 - Set season highs for receiving yards (42) and longest single reception (40) at Illinois.
 - Started 25th career game at Northwestern.
 - Caught touchdowns in back-to-back games for second time of career vs. EMU and Minnesota.
- Career**
- Two-year starter; has played in 46 career contests and made 30 starts.
 - Set career-best 4 catches for 38 yards and one TD in victory over Notre Dame (Sept. 12, 2009).
 - Sister, LaShawnda Thorne, played volleyball at Michigan and earned varsity letter in 1991.

Receiving

Year	GP/GS	No.	Yards	Avg.	P/G	TD	Long
2008	9/3	6	93	15.5	10.3	1	35
2009	12/8	16	220	13.8	18.3	2	41
2010	13/8	14	199	14.2	15.3	2	60
2011	12/11	21	235	11.2	19.6	4	40
Career	46/30	55	705	12.8	15.7	9	60

David Molk

2011 Season

- Rimington Trophy recipient (nation's top center).
 - FWAA All-America first team.
 - Walter Camp All-America first team.
 - Big Ten's inaugural Rimington-Pace Offensive Lineman of the Year.
 - All-Big Ten first team (coaches) second team (media).
 - Started 25th consecutive game vs. Ohio State.
- Career**
- Two-year letterman and starter at center; made 41 career starts at center, 25 consecutively.
 - 2010 All-Big Ten (1st team-coaches; 2nd team-media). Hugh R. Rader Memorial Award co-recipient as team's top offensive lineman in 2010.
 - 2009-10 NSCA All-American Strength and Conditioning Athlete of the Year recipient.
 - 2010 candidate for Rotary Lombardi Award and the Rimington Trophy (finalist).
 - Missed eight games during the 2009 season due to foot and knee injuries.
 - Shared the 2009 Sophomore Award as the player that displayed toughness and a strong work ethic on the field and in the locker room.
 - Recipient of the 2008 Iron Wolverine Award as the best all-around conditioned player for the linemen group.

Denard Robinson

2011 Season

- All-Big Ten second team (media), honorable mention (coaches)
 - Phil Steele's Mid-season All-Big Ten third team
 - Davey O'Brien National Quarterback Award (Semifinalist)
- Rushing:**
- Ranks 13th on NCAA career rushing list by quarterbacks with 3,216 yards. Trails Fred Solomon (Tampa) by 83 yards for 12th place.
 - 96.9 yards per game rushing is fifth in the Big Ten and 29th in the FBS; 2nd among FBS QBs.
 - Sixteen rushing TDs are second in Big Ten, tied for 11th in the FBS. Fifth-best single-season rushing TD total at U-M.
 - Surpassed 1,000-yard mark vs. OSU (1,163) to record the 30th 1,000-yard rushing campaign by a Wolverine. Also became 10th U-M player with multiple seasons of 1,000 yards rushing.
 - Moved up to 8th in U-M annals for rushing yards (3,216); fifth in rushing TDs (35).
 - Against Nebraska and Ohio State, ran for 253 total yards on 49 carries (5.2 avg.) and 4 TDs.
 - Ran for multiple touchdowns (2) for 11th time of career vs. Ohio State; third straight game with two rushing TDs.
 - Has scored a rushing touchdown in 10 of 12 games, including seven straight games (9/10-10/29).
 - Tied season high with 26 carries for 181 yards vs. Ohio State. His fifth 100-yard game of 2011 and 14th of his career, which is seventh-most at U-M.
 - Ran 21 times against San Diego State for 200 yards--3rd-best rushing total of career. Only other Wolverines with three 200-yard games are Mike Hart (5) and Ron Johnson (3). Three rushing TDs vs. SDSU tied career high.
 - Fourth-best career rushing effort (198 yards) on 26 carries and one touchdown vs. EMU.
 - Ten rushing plays of 20+ yards: 53, 52, 41, 39,

34, 30, 28, 25, 25, 22, 22, 22.

• Owns six of the top 12 single-game rushing performances by a quarterback in Big Ten history.

BIG TEN CAREER RUSHING YARDS BY QUARTERBACK

- 3,895 Antwaan Randle El, Indiana 1998-2001
- 3,216 Denard Robinson, Michigan 2009-**
- 2,557 Juice Williams, Illinois 2006-09

Passing:

• Eighth in U-M annals for passing yards (4,814). Sixth in touchdowns (38) and eighth in completions (329).

• First in FBS in yards per completion (15.46 yds/completion).

• Against Nebraska and Ohio State, combined 25-for-35 (71.4%), 347 yards, 5 TD, 1 INT.

• Threw for three touchdowns vs. Ohio State, his 13th career game with multiple TD passes.

• Passed for 167 yards on 14-of-17 (.824), his best completion percentage of the season.

• 337 yards at Northwestern for second-best total of career. Completed 17 of 26 passes and two touchdowns – 10th career multi-touchdown game.

• Completed his first 11 attempts vs. Minnesota en route to 15-of-19 passing for 169 yards and two touchdowns. 11 straight completions set career high.

• Threw for career-high 338 yards vs. Notre Dame, his second career 300-yard game.

• Four touchdown passes vs. Notre Dame set career high. Final TD pass to Roy Roundtree won the game with two seconds remaining.

Total Offense:

• First Wolverine to account for five touchdowns (3 passing, 2 rushing) in Ohio State series history. Five total TDs tied career high for third time.

• During Ohio State game, became fourth player in NCAA history with two seasons of 2,000 yards passing and 1,000 yards rushing.

• During Nebraska game, became 10th player in NCAA history with 3,000 yards passing and 3,000 yards rushing for a career.

• During Michigan State game, became 22nd player in NCAA history with 4,000 yards passing and 2,000 yards rushing for a career.

• Against Ohio State, became the eighth player in NCAA history to score 200 points (35 rushing TDs) and pass for 200 points (29 passing TDs) in a career. Other U-M QB to do so is Rick Leach (34 rush, 48 pass).

• Averaging 268.3 yards per game, which ranks first in the Big Ten and 29th nationally.

• Tallied sixth career game with four-plus total TDs by passing for two scores and running for two more vs. Nebraska.

• Owns the top six total offense games in school history. 454 total yards at Northwestern (337 passing, 117 rushing) rank third all-time. He had 446 total yards vs. Notre Dame (338 passing, 108 rushing) on 9/10/11. The top two marks are 502 yards vs. ND (9/11/10) and 494 yards vs. Indiana (10/2/10). Robinson has 11 career games with 300+ yards of offense and four with 400+ yards.

• Ran and passed for two touchdowns each at Northwestern for his fifth straight game with at least three touchdowns and the 12th game of his career.

• Five total touchdowns (4 pass, 1 run) against Notre Dame tied career high set vs. Hoosiers (10/2/10, 3 pass, 2 run).

• Co-Big Ten Offensive Player of the Week and Rivals.com Big Ten Player of the Week (vs. Ohio State, 11/26)

• Co-Big Ten Offensive Player of the Week (vs. Nebraska, 11/19). Rivals.com Big Ten Player of the Week (vs. Nebraska, 11/19).

• Co-Big Ten Offensive Player of the Week (vs. San Diego State, 9/24). Rivals.com Big Ten Player of the Week (vs. San Diego State, 9/24).

• Big Ten Offensive Player of the Week (vs. Notre Dame, 9/10). Rivals.com National and Big Ten Player of the Week (vs. Notre Dame, 9/10).

CAREER RUSHING

Year	GP/GS	Att	Yards	Avg.	P/G	TD	Long
2009	12/1	69	351	5.1	29.2	5	43
2010	13/13	256	1702	6.6	130.9	14	87
2011	12/12	208	1163	5.6	5.6	16	53
Career	37/26	533	3216	6.0	86.9	35	87

CAREER PASSING

Year	GP/GS	Comp/Att.	Pct.	Yards	TD	Int.	Long
2009	12/0	31/14	45.2	188	2	4	38
2010	13/13	291/182	62.5	2570	18	11	75
2011	12/12	237/133	56.1	2056	18	14	77
Career	37/26	559/329	58.9	4814	38	29	77

2011 GAME-BY-GAME

	PASSING			RUSHING		
	C/A	Yds.	TD	Att.	Yds.	TD
WMU	9/13	98	0	8	46	0
ND	11/24	338	4	16	108	1
EMU	7/18	95	2	26	198	1
SDSU	8/17	93	0	21	200	3
MINN	15/19	169	2	6	51	1
NW	17/26	337	2	25	117	2
MSU	9/24	123	1	18	42	1
PUR	9/14	170	0	15	63	1
IOWA	17/37	194	2	12	55	0
ILL	6/10	92	0	12	30	2
NEB	11/18	180	2	23	83	2
OSU	14/17	167	3	26	170	2
TOTAL	133/237	2,056	18	208	1,163	16

Robinson's 2011 Statistics/Splits

3rd down rushing: 49 rushes, 26 1st downs, 8 TD
 3rd down passing: 42-74, 34 1st downs, 4 TD, 2 Int.

4th down rushing: 8 rushes, 5 1st downs, 0 TD

4th Quarter: 31-55 for 566 yards, 7 TD, 2 Int.

First Half: 76-134 for 1,018 yards, 9 TD, 9 Int.

Second Half: 57-103 for 1,038 yards, 9 TD, 5 Int.

2010 GAME-BY-GAME

	PASSING			RUSHING		
	C/A	Yds.	TD	Att.	Yds.	TD
UConn	19/22	186	1	29	197	1
ND	24/40	240	1	28	258	2
UMass	10/14	241	2	17	104	1
BG	4/4	60	0	5	129	2
IU	10/16	277	3	19	217	2
MSU	17/29	215	1	21	86	1
IOWA	13/18	96	1	18	105	0
PSU	11/23	190	1	27	191	3
ILL	10/20	305	3	19	62	0
PUR	13/21	176	1	22	68	0
WISC	16/25	239	2	22	121	2
OSU	8/18	87	0	18	105	0
MISS ST.	27/41	254	2	11	59	0
TOTAL	182/291	2,570	18	256	1,702	14

2011 AWARDS

TEAM

- Tostitos Fiesta Bowl National Team of the Week (vs. Notre Dame 9/10)
- Week 2 United States Sports Academy's 2011 College Football Game of the Year (vs. Notre Dame 9/10)

HEAD COACH BRADY HOKE

- Big Ten Hayes-Schembechler Coach of the Year (coaches)
- Big Ten Dave McClain Coach of the Year (media)
- Eddie Robinson National Coach of the Year Finalist
- Bear Bryant Coach of the Year Award Finalist
- Liberty-Mutual National Coach of the Year Finalist

DEFENSIVE COORDINATOR GREG MATTISON

- 2011 Broyles Award Finalist (nation's top assistant)
- Rivals.com National Coordinator of the Week (vs. Nebraska 11/19)

SENIOR DEFENSIVE TACKLE WILL HEININGER

- Capitol One Academic All-District

SENIOR LINEBACKER BRANDON HERRON

- Walter Camp National Defensive Player of the Week (9/3 vs. Western Michigan)
- Big Ten Defensive Player of the Week (9/3 vs. Western Michigan)
- College Sports Madness Big Ten Defensive Player of the Week (9/3 vs. Western Michigan)
- CFPA National Defensive Performer of Week 1
- CFPA Linebacker Performer of the Week (9/3 vs. Western Michigan)

JUNIOR DEFENSIVE BACK JORDAN KOVACS

- Lott IMPACT Trophy (Quarterfinalist)

SOPHOMORE OFFENSIVE TACKLE TAYLOR LEWAN

- All-Big Ten (second team-coaches)

SENIOR DEFENSIVE TACKLE MIKE MARTIN

- All-Big Ten (second team-coaches and media)

SENIOR CENTER DAVID MOLK

- Rimington Trophy Recipient
- Walter Camp All-America first team
- FWAA All-America first team
- Big Ten Rimington-Pace Offensive Lineman of the Year
- All-Big Ten (first team coaches, second team media)

JUNIOR QUARTERBACK DENARD ROBINSON

- All-Big Ten (second team-media)
- Davey O'Brien National Quarterback Award (Semifinalist)
- Big Ten Offensive Player of the Week (vs. Notre Dame 9/10)
- Rivals.com National and Big Ten Player of the Week (vs. Notre Dame 9/10)
- Capital One Cup Performance of the Week (vs. Notre Dame 9/10)
- Big Ten Co-Offensive Player of the Week (vs. San Diego State 9/24)
- Big Ten Co-Offensive Player of the Week (vs. Nebraska 11/19)
- Big Ten Co-Offensive Player of the Week (vs. Ohio State 11/26)

SENIOR DEFENSIVE END RYAN VAN BERGEN

- Big Ten Co-Defensive Player of the Week (at Illinois 11/12)
- CFPA National Defensive Performer of Week 11
- CFPA Defensive Lineman Performer of the Week (11/12 at Illinois)

FRESHMAN KICKER MATT WILE

- CFPA Kickoff Specialist Performer of the Week (11/12 at Illinois)

**A LOOK AT THE WOLVERINES . . .
STATISTICAL RANKINGS IN 2011**

OFFENSE			
Category	Statistic	Big Ten	NCAA
Team, Points/Game	34.2	2nd	23rd
Team, Total Offense	423.1	3rd	34th
Team, Rushing	235.7	2nd	12th
Team, 3rd Down %	48.4%	3rd	13th
Team, Sacks Allowed	15	T2nd	T24th
Team, Turnover Margin	+6	3rd	T24th
Team, Penalties/Game	4.08 avg.	2nd	T6th
D. Robinson, Rushing	96.9 avg.	5th	29th
D. Robinson, Rushing TDs	16	2nd	T11th
D. Robinson, Total Off.	268.2 avg.	1st	29th
D. Robinson, Passing	171.3 avg.	5th	73rd
D. Robinson, TD Pass. %	7.6%	2nd	12th
D. Robinson, Yds/Comp.	15.46	1st	1st
D. Robinson, Yds/Att.	8.67	2nd	6th
F. Toussaint, Rushing	91.9	6th	40th
Hemingway, Rec. avg.	19.9 avg.	1st	5th

DEFENSE			
Category	Statistic	Big Ten	NCAA
Team, Total Defense	317.6	5th	18th
Team, Scoring Defense	17.2	3rd	7th
Team, Rush Defense	129.1	2nd	35th
Team, Pass Defense	188.5	6th	16th
Team, 3rd Down %	36.1	3rd	29th
Team, Turnovers Forced	27	1st	T20th
Team, Red Zone Defense	68.6%	1st	T4th
Team, Fumbles Rec.	19	1st	2nd
R. Van Bergen, Sacks	5.0	T9th	--
C. Roh, Sacks	4.0	T15th	--
R. Van Bergen, TFL	12.0	T9th	T79th
C. Roh, Tackles for Loss	8.0	--	--
T. Gordon, Fum. Forced	2	T5th	--
J. Kovacs, Fum. Forced	2	T5th	--
T. Gordon, Fum. Rec.	4	1st	T4th

OFFENSE

Offensive Formation: Pro Style
 Offensive Starters Returning/Lost: 9/2
 Offensive Lettermen Returning/Lost: 27/9

RETURNING STARTERS FROM 2010

Player	Pos.	Ht.	Wt.	Year/Elig.
Junior Hemingway	WR	6-1	225	5th Sr.
Kevin Koger	TE	6-4	258	Sr.
Taylor Lewan	LT	6-8	302	Jr./So.
David Molk^	C	6-2	286	5th Sr.
Patrick Omahlah	RG	6-4	300	Sr./Jr.
Denard Robinson^	QB	6-0	195	Jr.
Mark Huyge*	RT	6-6	302	5th Sr.
Roy Roundtree^	WR	6-0	177	Sr./Jr.
Michael Shaw*	RB	6-1	195	Sr.
Vincent Smith*	RB	5-6	172	Jr.

^ started all 13 games in 2010 *split time as starter.

DEFENSE

Defensive Formation: 4-3
 Defensive Starters Returning/Lost: 9/2
 Defensive Lettermen Returning/Lost: 26/13

RETURNING STARTERS FROM 2010

Player	Pos.	Ht.	Wt.	Year/Elig.
Courtney Avery	CB	5-11	173	So.
Kenny Demens	LB	6-1	248	Sr./Jr.
J.B. Fitzgerald	LB	6-3	241	Sr.
J.T. Floyd%	CB	6-0	185	Sr./Jr.
Cam Gordon^	LB	6-3	222	Jr./So.
Jordan Kovacs^	S	6-0	197	Sr./Jr.
Mike Martin	NT	6-2	304	Sr.
Craig Roh^	LB	6-5	269	Jr.
Ryan Van Bergen^	DT	6-6	288	5th Sr.
Troy Woolfolk#	CB/S	6-0	191	5th Sr.

% Injured and missed part of 2010 season
 # Missed entire 2010 season due to injury

Robinson's 2010 Passing Statistics/Splits

3rd Down: 43-77 for 537 yards, 5 TDs, 6 Int.
 4th Down: 4-14 for 75 yards, 1 TD
 Fourth Quarter: 35-56 for 437 yards, 2 TD, 2 Int.
 First Half: 102-165 for 1,540 yards, 13 TD, 7 Int.
 Second Half: 80-129 for 1,028 yards, 5 TD, 4 Int.

2010 Season Records & Accolades

- Football Writers Association of America (FWAA) All-American at running back.
- Finished sixth in the Heisman Trophy balloting.
- *Chicago Tribune* Silver Football recipient as the Big Ten's MVP, becoming the first sophomore quarterback to win the award. Became first sophomore to win the award since Archie Griffin in 1973.
- Big Ten Offensive Player of the Year.
- Manning Award finalist; Davey O'Brien and Maxwell awards semifinalist.
- Set NCAA and Big Ten record for most rushing yards by a quarterback (1,702).
- Became the first quarterback in NCAA history to rush (1,702) and pass (2,570) for 1,500 yards in a season.
- Three-time Big Ten Offensive Player of the Week (Connecticut, Notre Dame and Indiana).
- Davey O'Brien National Quarterback of the Week (Notre Dame and Indiana).
- Ranked as nation's 4th-leading rusher with an average of 130.9 yards per game.
- Ranked 2nd nationally in total offense, averaging 328.6 yards per game.
- Held U-M season record for total offense; accounted for 4,272 yards on 547 plays.
- Reset the U-M total offensive record with 502 yards at Notre Dame (had 502 of team's 532 yards); set U-M record with 68 total plays (28 rushing and 40 passing).
- Became only quarterback in NCAA history to run and pass for 200 yards in two games in a season.
- Had 53 runs over 10 yards, including 16 over 20 yards, and had 86 first downs rushing, most in the Big Ten.
- Became first U-M quarterback since Scott Dreisbach (1995-96) to win his first five starts.
- Was one of three FBS quarterbacks to throw for 18 touchdowns and rush for 14 touchdowns in 2010 (Cam Newton and Colin Kaepernick).

Statistics and Game-By-Game Notes - 2010

- Went 19-of-22 passing in first career start against Connecticut, the second-highest completion percentage in a single game (86.3 pct.) in team history (2nd to Elvis Grbac's 90.9 pct. vs. Notre Dame in 1991 (20-22)).
- Set career highs in completions and attempts, completing 24-of-40 passes for 244 yards and one touchdown against Notre Dame; recorded an 87-yard run at Notre Dame, making it the second-longest run against Notre Dame ever, the second-longest run from scrimmage at Notre Dame Stadium and the sixth-longest play from scrimmage in Michigan history.
- His 258 rushing yards against the Irish was the best road performance ever for a Wolverines rusher and was the fifth-best single-game effort in school history.
- Broke his own U-M record and the Big Ten record for rushing yards by a quarterback in a single game. He broke the league record of 217 yards set by Mike Kafka at Minnesota on Nov. 1, 2008. It ranked as the 5th-most rushing yards by a QB in the last 15 college football seasons.

PUTTING 2010 IN PERSPECTIVE

NCAA SEASON RUSHING YARDS BY A QUARTERBACK (BCS)

Player, School	Att.	Yds.	TDs
1. Denard Robinson, U-M (2010)	256	1,702	14
2. Beau Morgan, Air Force (1996)	225	1,494	18

MICHIGAN'S SINGLE-SEASON RUSHING YARDAGE LIST

Player (Year)	Att.	Yds.	TDs
1. Tshimanga Biakabutuka (1995)	303	1,818	12
2. Anthony Thomas (2000)	319	1,733	18
3. Jamie Morris (1987)	282	1,703	14
4. Denard Robinson (2010)	256	1,702	14
5. Chris Perry (2003)	338	1,674	18

SOPHOMORE OFFENSIVE BIG TEN PLAYERS OF THE YEAR

YEAR	PLAYER	SCHOOL	Pos.
1985	Lorenzo White	Michigan State	RB
1990	Tico Duckett	Michigan State	RB
1990	Jon Vaughn	Michigan	RB
1992	Tyrone Wheatley	Michigan	RB
1998	Drew Brees	Purdue	QB
2009	John Clay	Wisconsin	RB
2010	Denard Robinson	Michigan	QB

MOST TOTAL OFFENSE - SINGLE SEASON BIG TEN HISTORY

YEAR	PLAYER	SCHOOL	YARDS
2010	Denard Robinson	Michigan	4,272
2000	Drew Brees	Purdue	4,189

Roy Roundtree

2011 Season

- 46-yard reception vs. Nebraska set up U-M's first touchdown of the game.
- Set season highs for catches (4) and longest touchdown reception (34) at Michigan State. Had 66 yards receiving.
- Set season highs for yards (83) and longest-reception (57) at Northwestern.
- Lone catch vs. Notre Dame was a 16-yard touchdown reception that won the game with two seconds remaining.
- Biletnikoff Award watch list.

Career

- Has started 28 games, 23 consecutively.
- All-Big Ten second team (media) in 2010. Biletnikoff Award candidate.
- Team's active leader in receiving yards (1,714) and receptions (122). Ranks 14th in U-M career receiving yards.
- Led U-M in catches (72), receiving yards (935) and touchdowns (7) in 2010.
- Led team with 32 receptions for 434 yards and three touchdowns in 2009.
- Set Michigan single-game record for receiving yards against Illinois; had nine receptions for 246 yards and two touchdowns, including a 75-yard touchdown reception on the first play from scrimmage.
- Had 4 games with over 100 receiving yards in 2010.
- Set career high with 10 receptions for 126 yards and one TD against Purdue (Nov. 7, 2009).
- CollegeFootballNews.com Freshman All-America honorable mention and Sporting News Freshman All-Big Ten in 2009.
- High school teammate of Michael Shaw and Brandon Moore.

Receiving

Year	GP/GS	No.	Yards	Avg.	P/G	TD	Long
2009	11/4	32	434	13.6	39.5	3	76
2010	13/13	72	935	13.0	71.9	7	75
2011	12/12	18	345	19.2	28.8	2	57
Career	36/29	121	1668	13.8	46.3	12	76

Michael Shaw

2011 Season

- Became 49th player in U-M history to reach 1,000 career rushing yards with four yards at Illinois.
- Carried five times for 56 yards vs. Purdue. Ran for 37-yard touchdown.
- Ran for second touchdown of season at Northwestern; 6 carries for 25 yards.
- Set season highs for carries (8) and yards (60) vs. Minnesota.
- Rushed for a 44-yard touchdown vs. Western Michigan -- the longest touchdown run of his career.

Career

- Three-year letterman; appeared in 41 career games and made 12 starts.
- Set career high for carries (12), yards (126) and touchdowns (three) against UMass (9/18/10).
- High school teammate of Brandon Moore and Roy Roundtree.

Rushing

Year	GP/GS	Att	Yards	Avg.	P/G	TD	Long
2008	10/2	42	215	5.1	21.5	0	48
2009	9/3	42	185	4.4	20.6	2	22
2010	11/5	75	402	5.4	36.5	9	50
2011	9/1	31	201	6.5	22.3	3	44
Career	39/11	190	1003	5.3	25.7	14	50

Receiving

Year	GP/GS	No.	Yards	Avg.	P/G	TD	Long
2008	10/2	6	32	5.3	3.2	1	8
2009	9/3	2	5	2.5	0.5	0	11
2010	11/5	10	75	7.5	6.8	0	16
2011	9/1	1	12	12.0	1.3	0	12
Career	39/11	19	124	6.5	3.2	1	16

Vincent Smith

2011 Season

- Leads U-M backs with 10 receptions for 142 yards. Team's third-best rusher (293 yards).
- 3rd on the team with 303 rushing yards.
- Against Minnesota, became the first Wolverine in school history to score a touchdown running, passing and receiving in one game.
- First running back in FBS to pass for a TD and have rushing and receiving TDs since C.J. Spiller on Nov. 14, 2009 vs. N.C. State.
- Sixth Big Ten player to achieve the run/pass/catch touchdown trio since 1996.
- Accumulated 72 yards on seven plays from scrimmage vs. Minnesota. Threw a TD pass to Drew Dileo for 17 yards, scored on a 28-yard screen pass and ran five times for 27 yards, including three-yard TD.
- Gained 93 yards from scrimmage vs. San Diego State: 9 carries for 49 yards and one touchdown, team-high three catches for 44 yards.
- Nine carries for 118 yards vs. EMU for his second career 100-yard game. First U-M running back with 100-yard game since Michael Shaw (9/18/10).

Career

- Tenth all-time at Michigan for career receiving yards by a running back (342).
- Leads active U-M running backs with 35 receptions for 354 yards and six touchdowns.
- 48th Wolverine to earn 1,000 career rushing yards. 1,170 yards rank 42nd in school history.
- In 2010, second on the team in rushing attempts (136) and rushing yards (601). Had five rushing

touchdowns.

- Set career high with 166 rushing yards on 17 carries and one TD vs. Delaware State (Oct. 17, 2009).
- Caught a career-best seven passes for 54 yards and one TD at Wisconsin (Nov. 14, 2009).
- High school teammate of Brandin Hawthorne and Martavious Odoms.

Rushing

Year	GP/GS	Att	Yards	Avg.	P/G	TD	Long
2009	8/0	48	276	5.8	30.7	1	37
2010	13/10	136	601	4.4	46.2	5	56
2011	11/1	49	296	6.0	26.9	2	38
Career	32/11	233	1173	5.0	36.7	8	56

Receiving

Year	GP/GS	No.	Yards	Avg.	P/G	TD	Long
2009	8/0	10	82	8.2	10.3	2	21
2010	13/10	15	130	8.7	10.0	2	19
2011	11/1	10	142	14.2	14.2	2	32
Career	32/11	35	354	10.1	11.4	6	32

Fitzgerald Toussaint

2011 Season

- Started nine of 11 games. Did not play vs. Notre Dame due to injury.
- 91.2 yards per game rushing is sixth in the Big Ten and 40th nationally.
- U-M's second-leading rusher (1,011 yards). Most yards by a U-M running back since Mike Hart in 2007 (1,361).
- During Ohio State game, became 31st player in U-M history to reach 1,000 yards rushing in a season.
- U-M's top rusher in Big Ten play (818 yards).
- Has rushed 76 times for 450 yards and three touchdowns in last three games.
- Passed 100-yards rushing for third game in a row and fifth time of career with 120 yards on 20 carries vs. Ohio State.
- Set career high with 29 carries vs. Nebraska. 138 yards. Tied career high with two touchdowns.
- Set career high for rushing yards (192) on 27 carries at Illinois. Had career-best run of 65 yards on second play of the game.
- Ran for 170 yards on 20 carries vs. Purdue. Tied career high with two touchdowns on runs of two and 59 yards.
- 170 rushing yards vs. Purdue were the most by a U-M running back in a conference game since Mike Hart's 195 yards vs. Minnesota Oct. 30, 2006.
- Rushed for 108 yards and a touchdown on 11 carries vs. Minnesota. 1st career 100-yard game.
- Made second career start vs. Western Michigan. 80 rushing yards on 11 carries and two touchdowns -- his first collegiate multi-touchdown performance.

Career

- Became 50th Wolverine with 1,000 career rushing yards during OSU game on Nov. 26, 2011.
- Ran eight times for 87 yards, in 2010 highlighted by a 61-yard run vs. Bowling Green (Sept. 25), on his first career carry. Scored first touchdown against BGSU.


Rushing

Year	GP/GS	Att	Yards	Avg.	P/G	TD	Long
2010	4/1	8	87	10.9	21.8	1	61
2011	11/10	174	1011	5.8	91.9	9	65
Career	15/11	182	1098	6.0	73.2	10	65

WOLVERINE BITES

ROBINSON IN THE U-M RECORD BOOK

• Junior quarterback Denard Robinson has quickly ascended the Michigan charts for passing, rushing and total yards.



U-M Career Passing Records

Attempts	Player	Yards
1.	Chad Henne (2004-07)	1,387
6.	Steve Smith (1980-83)	648
7.	Jim Harbaugh (1983-86)	620
8.	Brian Griese (1994-97)	606
9.	Denard Robinson (2009-)	559

Completions

1.	Chad Henne (2004-07)	828
4.	Todd Collins (1991-94)	457
5.	Tom Brady (1996-99)	443
6.	Jim Harbaugh (1983-86)	387
7.	Brian Griese (1994-97)	355
8.	Denard Robinson (2009-)	329

Yards

1.	Chad Henne (2004-07)	9,715
5.	Jim Harbaugh (1983-86)	5,449
6.	Tom Brady (1996-99)	5,351
7.	Steve Smith (1980-83)	4,860
8.	Denard Robinson (2009-)	4,814

Touchdowns

1.	Chad Henne (2004-07)	87
2.	John Navarre (2000-03)	72
3.	Elvis Grbac (1989-92)	71
4.	Rick Leach (1975-78)	48
5.	Steve Smith (1980-83)	42
6.	Denard Robinson (2009-)	38

U-M Career Rushing Records

Yards	Player	Yards
1.	Mike Hart (2004-07)	5,040
5.	Butch Woolfolk (1978-81)	3,861
6.	Chris Perry (2000-03)	3,696
7.	Rob Lytle (1973-76)	3,317
8.	Denard Robinson (2009-)	3,216

Touchdowns

1.	Anthony Thomas (1997-2000)	55
2.	Tyrone Wheatley (1991-94)	47
3.	Mike Hart (2004-07)	41
4.	Chris Perry (2000-03)	39
5.	Denard Robinson (2009-)	35

100-Yard Games

1.	Mike Hart (2004-07)	28
5.	Butch Woolfolk (1978-81)	16
6.	Rob Lytle (1973-76)	15
7.	Denard Robinson (2009-)	14

U-M Career Offense Records

Yards	Player	Yards
1.	Chad Henne (2004-07)	9,300
2.	John Navarre (2000-03)	8,995
3.	Denard Robinson (2009-)	8,030

WOLVERINE BITES

1,000 YARD CLUB

- Senior/junior wide receiver Roy Roundtree is U-M's active leader in career receiving yards. His 1,714 yards are 14th-best for the Maize and Blue.
- Fifth-year senior Junior Hemingway ranks 17th for U-M.
- Senior Martavious Odums became the third active Wolverine with 1,000 receiving yards during the Illinois game.



Roy Roundtree



Junior Hemingway



Martavious Odums

U-M Career Receiving Yards

1.	Braylon Edwards (2001-04)	3,541
13.	Jack Clancy (1963-66)	1,917
14.	Roy Roundtree (2009-)	1,714
15.	Steve Breaston (2003-06)	1,696
16.	Jim Smith (1973-76)	1,687
17.	Junior Hemingway (2007-)	1,575
18.	Vince Bean (1981-84)	1,509
19.	Marcus Knight (1996-99)	1,508
20.	Jim Mandich 1967-69)	1,489
21.	Adrian Arrington (2004-07)	1,438
22.	John Kolesar 1985-88)	1,425
23.	Ralph Clayton 1976-79)	1,393
24.	Jerame Tuman (1995-98)	1,279
25.	Lowell Perry (1950-52)	1,261
26.	Greg Mathews (2006-09)	1,195
27.	Paul Jokisch (1984-86)	1,088
28.	Martavious Odums (2008-)	1,062



Vincent Smith



Michael Shaw



Fitz Toussaint

- Junior running back Vincent Smith ranks 41st in career rushing.
- At Illinois, senior running back Michael Shaw became the 49th back to reach the 1,000-yard plateau.
- Junior/sophomore Fitz Toussaint has 1,098 career rushing yards, 1,011 of which have come in 2011.

U-M Career Rushing Yards

1.	Mike Hart (2004-07)	5,040
38.	Gerald White (1983-86)	1,296
39.	Bob Perryman (1983-86)	1,247
40.	Dennis Franklin (1972-74)	1,212
41.	Vincent Smith (2009-)	1,173
	Dave Raimey (1960-62)	1,173
43.	Mel Anthony (1962-64)	1,144
44.	Fitz Toussaint (2010-11)	1,098
45.	Don Dufek (1949-50)	1,094
46.	Don Moorhead (1968-70)	1,091
47.	Bennie McRae (1959-61)	1,037
48.	Carlos Brown (2006-09)	1,025
49.	Allen Jefferson (1987-90)	1,002
50.	Michael Shaw (2008-)	1,001

2011 Rushing Game-By-Game

2011 Opponent	Att.	Yards	Avg.	TD	Long
Western Michigan	11	80	7.3	2	43
Notre Dame	Did Not Play-Injured				
Eastern Michigan	11	46	4.2	1	12
San Diego State	13	67	5.2	0	11
Minnesota	11	108	9.8	1	35
at Northwestern	14	25	1.8	0	7
At Michigan State	2	7	3.5	0	4
Purdue	20	170	8.5	2	59
at Iowa	16	58	3.6	0	11
at Illinois	27	192	7.1	1	65
Nebraska	29	138	4.8	2	31
Ohio State	20	120	6.0	0	26
Season Total	174	1011	5.8	9	65

Defensive Notes

Courtney Avery

2011 Season

- Started at RCB and had four tackles and one PBU in season opener.
- Had two tackles and scored first career TD on 83-yard fumble recovery vs. Minnesota; tied Leon Hall for the longest FR touchdown return in school history.
- Had two tackles, recorded first career interception and had 0.5 sack vs. Purdue.
- Had one stop for a loss, one FR and one PBU vs. Nebraska.
- Had one forced fumble and second career interception vs. Ohio State; interception sealed 40-34 victory.

Career

- Made first career start at Illinois in 2010, contributing five tackles and one pass breakup.
- Had first career sack (0.5) and first career interception vs. Purdue in 2011.

Year	GP/GS	S-A-TT	TFL	Sacks	Int.	FF-FR	PBU
2010	13/5	22-14-36	0.5-1	0-0	0-0	0-0	4
2011	12/2	16-8-24	1.5-13	0.5-6	2-1	2-83	3
Career	25/7	38-22-60	2.0-14	0.5-6	2-1	2-83	7

Jibreel Black

2011 Season

- Appeared in 12 games as reserve DE.
- Had three tackles and first career sack vs. Minnesota.
- Had one tackle and 0.5 sack vs. Ohio State.

Year	GP/GS	S-A-TT	TFL	Sacks	Int.	FF-FR	PBU
2010	13/0	3-4-7	0-0	0-0	0-0	0-0	0
2011	12/0	11-6-17	1.5-10	1.5-10	0-0	1-0	0
Career	25/0	14-10-24	1.5-10	1.5-10	0-0	1-0	0

Blake Countess

2011 Season

- True freshman is second on the team with six passes defensed.
- Had season-best seven tackles, five solo, in first game with extended playing time at corner vs. San Diego State.
- Had five tackles, four solo, first career forced fumble and two PBUs vs. Minnesota.
- Had six tackles at Michigan State.
- Made first career start and had three tackles, including one for loss, vs. Purdue.

Year	GP/GS	S-A-TT	TFL	Sacks	Int.	FF-FR	PBU
2011	11/5	24-12-36	1.0-1	0-0	0-0	0-0	6
Career	11/5	24-12-36	1.0-1	0-0	0-0	0-0	6

Kenny Demens

2011 Season

- Started 11 games at MLB and leads team with 86 tackles, 45 solo; also has 5.0 TFLs, 3.0 sacks and one forced fumble.
- Surpassed 100 career stops and had team-leading 12 tackles, eight solo, vs. Notre Dame.
- Tied for team lead with seven tackles and had first career forced fumble vs. San Diego State.
- Had team-leading 11 tackles, one for a loss, at Iowa.
- Had seven tackles and one sack at Illinois and five stops, one PBU and a half-sack vs. Nebraska.
- Had eight tackles and 0.5 sack vs. Ohio State.

Career

- Third on the team in tackles (82) and tied for 19th in the Big Ten with 6.3 tackles per game in 2010.
- Made his first career start against Iowa in 2010.
- Had a career best 13 tackles at the Gator Bowl vs. Mississippi State and vs. Wisconsin in 2010.
- Received medical redshirt for 2008 season after suffering season-ending injury during practice.

Year	GP/GS	S-A-TT	TFL	Sacks	Int.	FF-FR	PBU
2009	12/0	2-5-7	0-0	0-0	0-0	0-0	0
2010	13/7	47-35-82	1.5-2	0-0	0-0	0-0	1
2011	12/12	45-41-86	5-20	3-18	0-0	0-0	1
Career	37/19	94-81-175	6.5-22	3-18	0-0	0-0	2

J.B. Fitzgerald

2011 Season

- Appeared as reserve linebacker and special teamer in 11 games and has 10 tackles and one FR.
- Had first career FR on KOR vs. Nebraska.

Career

- Two-time Academic All-Big Ten (2009-10).
- Had a career-high six tackles vs. Mississippi State in the Gator Bowl including the first sack of his career.

Year	GP/GS	S-A-TT	TFL	Sacks	Int.	FF-FR	PBU
2008	12/0	3-5-8	0-0	0-0	0-0	0-0	0
2009	12/0	10-6-16	4-8	0-0	0-0	0-0	0
2010	13/3	14-8-22	3-21	1-19	0-0	0-0	0
2011	12/0	4-6-10	0-0	0-0	0-0	0-1	0
Career	49/3	31-24-56	7-29	1-19	0-0	0-1	0

J.T. Floyd

2011 Season

- Leads U-M cornerbacks with 45 tackles, leads team with eight PBUs and is tied for team lead with two interceptions.
- Started vs. Notre Dame and had six tackles and second career interception.
- Recorded 100th career tackle vs. Minnesota.
- Had four tackles and forced fumble at Michigan State.
- Had four tackles, one interception for 43 return yards and two PBUs at Illinois.

Career

- Missed final portion of 2010 with ankle injury.
- Posted a career-best 13 tackles in back-to-back games vs. Indiana and Michigan State in 2010.

Year	GP/GS	S-A-TT	TFL	Sacks	Int.	FF-FR	PBU
2009	9/2	14-3-17	0-0	0-0	0-0	0-0	1
2010	8/8	43-23-66	2-5	0-0	1-0	0-0	4
2011	12/11	30-15-45	0-0	0-0	2-59	0-0	8
Career	29/21	87-41-128	2-5	0-0	3-59	0-0	13

Cameron Gordon

2011 Season

- Missed first six games of the season with a back injury; had one special teams stop in first outing of season at Michigan State.

Career

- Switched from receiver to safety prior to 2010 spring drills.
- Started first seven games at free safety and final six at strong-side linebacker in 2010.
- Academic All-Big Ten Conference.
- Blocked first career field goal vs. UConn in 2010.
- Tied for the team lead in 2010 in interceptions (3), fumble recoveries (2) and PBUs (4).
- Posted a career-best 15 tackles at Indiana, intercepting his second pass of the season.
- High school teammate of freshman quarterback Devin Gardner.

Year	GP/GS	S-A-TT	TFL	Sacks	Int.	FF-FR	PBU
2010	13/13	40-37-77	3.5-6	0-0	3-35	2-58	4
2011	6/0	2-1-3	0-0	0-0	0-0	0-0	0
Career	19/13	42-38-80	3.5-6	0-0	3-35	2-58	4

Thomas Gordon

2011 Season

- Started first eight games at FS and vs. Nebraska; has 59 tackles and is tied for 4th in NCAA with four fumble recoveries.
- Had then career-best eight tackles, including one TFL, in season opening win vs. Western Mich.
- Had career-best nine tackles vs. Notre Dame.
- Had six tackles and first career interception and fumble recovery vs. Eastern Michigan.
- Tied for team lead with seven tackles and had one FR and one PBU vs. San Diego State.
- Had six tackles and forced and recovered a fumble at Northwestern.
- Led team with eight tackles and had 0.5 TFL and one FF at Michigan State.

Career

- Started four games in 2010 at hybrid linebacker and played in nine contests.
- High school teammate of U-M defensive tackle Will Campbell.
- Three-year starter at quarterback during his prep career at Cass Technical.

Year	GP/GS	S-A-TT	TFL	Sacks	Int.	FF-FR	PBU
2010	9/4	13-10-23	4-24	2-21	0-0	0-0	0
2011	12/9	37-22-59	1.5-2	0-0	1-0	4-0	2
Career	21/13	50-32-82	5.5-26	2-21	1-0	4-0	2

Brandin Hawthorne

2011 Season

- Made first career start at LB vs. Eastern Michigan and had team-leading 10 tackles, including one TFL.
- Missed season opener with ankle injury; entered as reserve LB against Notre Dame and had six tackles and one PBU.
- Had nine tackles and first career interception at Northwestern.
- Had first career sack vs. Purdue.

Year	GP/GS	S-A-TT	TFL	Sacks	Int.	FF-FR	PBU
2009	4/0	0-0-0	0-0	0-0	0-0	0-0	0
2010	9/0	1-0-1	0-0	0-0	0-0	0-0	0
2011	11/5	25-18-43	3-6	1-1	1-0	0-0	1
Career	24/5	26-18-44	3-6	1-1	1-0	0-0	1

Will Heining

2011 Season

- Started all 12 games on defensive line.
- Had two stops, one TFL and first career unassisted sack at Iowa.
- Had career-best four stops and two TFLs at Michigan State; also had four stops vs. Ohio State.
- Capitol One Academic All-District choice.

Career

- 2008 and 2009 Big Ten Distinguished Scholar; three-time Academic All-Big Ten Conference.

Year	GP/GS	S-A-TT	TFL	Sacks	Int.	FF-FR	PBU
2008	5/0	0-0-0	0-0	0-0	0-0	0-0	0
2009	12/0	2-8-10	0.5-3	0.5-3	0-0	0-0	1
2010	3/0	3-0-3	0-0	0-0	0-0	0-0	0
2011	12/12	10-13-23	4-16	1-8	0-0	0-0	1
Career	32/12	15-21-36	4.5-19	1.5-11	0-0	0-0	2

Brandon Herron

2011 Season

- Had career-best eight tackles, 94-yard interception return for a touchdown and a 29-yard fumble recovery for a touchdown in first career start vs. Western Michigan.
- Became first U-M player in modern era to score two defensive touchdowns in the same game.
- Missed six games due to injury and did not play at Iowa.

Year	GP/GS	S-A-TT	TFL	Sacks	Int.	FF-FR	PBU
2008	12/0	4-3-7	0-0	0-0	0-0	0-0	0
2009	12/0	7-13-20	1-2	0-0	0-0	1-0	0
2010	7/0	4-3-7	0-0	0-0	0-0	0-0	1
2011	4/1	1-7-8	0-0	0-0	1-94	1-29	0
Career	35/1	16-26-42	1-2	0-0	1-94	2-29	1

Jordan Kovacs

2011 Season

- Ranks 2nd on team with 64 tackles, 45 solo, ranks tied for 2nd on team with 4.0 sacks.
- Missed Purdue game with knee injury; ended streak of 28 consecutive starts.
- Has three fourth-down stops, including two for losses and one sack at Northwestern.
- Earned Lott IMPACT Player of the Week honors after he led team with 10 tackles, had two sacks for 16 yards, one PBU and one forced fumble vs. Western Michigan 9/3.
- Posted eighth career double-digit tackle performance and first multiple-sack game vs. Western Michigan; also surpassed 200 career tackles.
- Posted eight tackles and fourth career interception vs. Notre Dame.
- Had six solo stops, one FR and one QB pressure at Michigan State.
- Had five tackles, one for loss, and one forced fumble at Illinois.
- Had four tackles, two for losses, and one sack vs. Ohio State.

Career

- All-Big Ten honorable mention (media) in 2010. and 2011.
- Had 116 stops (8.9 avg.) in 2010- second in the Big Ten and tied for 42nd in the NCAA; tied for team lead with 8.5 TFLs.
- Posted a career-high 17 tackles, 2.5 TFLs and one forced fumble against Michigan State (Oct. 3, 2009); the 17 stops were the most by any defender in the Big Ten during the year. Tied career high

U-M LEADS NATION IN WINS ALL-TIME

- The Michigan football program looks to extend its lead in all-time NCAA Division 1 FBS victories and winning percentage.
- Michigan leads the nation in wins (894), followed by Texas (857) and Notre Dame (853).
- Michigan's 894 victories are the most of any institution in all divisions of college football.

TOP 5 BCS SCHOOLS BY WINNING PERCENTAGE

School	Record	Pct.
1. Michigan.....	894-310-36.....	.735
2. Notre Dame.....	853-299-42.....	.732
3. Oklahoma.....	818-307-53.....	.717
4. Ohio State.....	836-315-53.....	.716
5. Texas.....	857-330-33.....	.716

TOP 5 BCS SCHOOLS BY WINS

School	Record	Pct.
1. Michigan.....	894-310-36.....	.735
2. Texas.....	857-330-33.....	.716
3. Notre Dame.....	853-299-42.....	.732
4. Nebraska.....	846-348-40.....	.702
5. Ohio State.....	836-315-53.....	.716

105th Season of Big Ten Action

- Michigan is in its 105th season of competition in the Big Ten Conference.
- The Wolverines have compiled an impressive 473-186-18 record in conference play and have claimed a league-leading 42 championships.
- U-M also leads the conference with 390 first-team All-Big Ten selections.

U-M In 132nd Season of Gridiron Action

- U-M is in its 132nd season of gridiron action.
- The Wolverine program was established in 1879 when a group of 13 men fielded the first football team in school history and played a pair of off-campus games. U-M defeated Racine, 1-0, at White Stocking Park in Chicago, Ill., on May 30, 1879, for the first victory in school history. The Wolverines tied Toronto, 0-0, in Detroit to finish the year 1-0-1.
- U-M is in its 129th year of uninterrupted gridiron action, with 1882 being the only season that the program did not play any varsity games.
- The Wolverines are the sixth oldest football program in NCAA history.

OLDEST COLLEGE FOOTBALL PROGRAMS

School	Years
Princeton	142
Rutgers	142
Yale	139
Harvard	137
Pennsylvania	135
Michigan	132
Amherst	131
Navy	130

2011 MICHIGAN RECORD WHEN...

Overall:	10-2
At Home:.....	8-0
On the Road:	2-2
Neutral:.....	0-0
By Month:	
August:	0-0
September:	4-0
October:	3-1
November:	3-1
December:.....	0-0
January:.....	0-0
When Scoring First:..... 5-1	
When Opponent Scored First:	
When Scoring 20 or More Points:..... 10-0	
When Scoring Less Than 20 Points:..... 0-2	
When Leading at the Half:	
When Trailing at the Half:..... 3-1	
When Tied at the Half:..... 0-1	
When Leading after 3 Quarters:..... 8-0	
When Trailing after 3 Quarters:	
When Tied after 3 Quarters:	
When Outrushing the Opponent:..... 9-0	
With 35 or More Rushing Attempts:..... 8-2	
With Less Than 30 Passing Attempts:	
When Leading in Time of Possession:..... 8-1	
When Trailing in Time of Possession:	
On Turf:	
On Grass:..... 1-1	
When Leading in Takeaway/Turnover Ratio:..... 6-1	
When Even in Takeaway/Turnover Ratio:	
When Trailing in Takeaway/Turnover Ratio:	
With an Individual 100-Yard Rusher:..... 9-0	
With an Individual 200-Yard Passer:	
250-Yard Passer:	
With an Individual 100-Yard Receiver:..... 2-0	
With an Individual Opponent 100-Yard Rusher:	
With an Individual Opponent 200-Yard Passer:	
250-Yard Passer:	
With an Individual Opponent 100-Yard Receiver:..... 3-1	

with 17 tackles vs. Ohio State in 2010.
 • Father, Louis, was a defensive back for Michigan in the early 1980s (lettered in 1982).

Year	GP/GS	S-A-TT	TFL	Sacks	Int.	FF-FR	PBU
2009	12/8	39-36-75	4.5-10	0-0	1-0	0-0	1
2010	13/13	61-55-116	8.5-24	1-8	2-51	1-0	1
2011	11/11	45-19-64	8-48	4-36	1-2	1-0	1
Career	36/32	145-110-255	21-82	5-44	4-53	2-0	3

Mike Martin 2011 Season

- Had three tackles, including one for a loss, vs. Notre Dame.
- Had then season-high six tackles, including half-sack at Northwestern, and five stops at Michigan St.
- Had season-high seven tackles and career-best two sacks vs. Purdue; one sack was for safety, U-M's first safety since 2003.
- Led defensive line with six tackles, including 1.5 for losses, at Iowa.
- Led team with season-best nine tackles, including 0.5 sack for eight yards, at Illinois.

Career

- Richard Katcher Award winner as U-M's top defensive lineman in 2009 and 2010.
- 2009-10 NSCA All-American Strength and Conditioning Athlete of the Year recipient.

Year	GP/GS	S-A-TT	TFL	Sacks	Int.	FF-FR	PBU
2008	12/0	9-11-20	4.5-19	2-15	0-0	0-0	0
2009	12/12	20-31-51	8.5-26	2-8	0-0	0-0	0
2010	12/12	21-16-37	6-39	2.5-32	0-0	0-0	0
2011	12/12	16-38-54	5.5-24	3-18	0-0	0-0	0
Career	48/36	66-96-161	24.5-108	9.5-73	0-0	0-0	0

Desmond Morgan 2011 Season

- True freshman ranks 5th on team in tackles with 53.
- Started first career game vs. Notre Dame.
- Started second game vs. Purdue and had team-leading and then career-best nine tackles.
- Had eight tackles at Illinois.
- Had career-best and team-leading 10 tackles vs. Ohio State; also had 1.5 TFLs and first career sack.

Year	GP/GS	S-A-TT	TFL	Sacks	Int.	FF-FR	PBU
2011	11/6	20-33-53	2-3	1-1	0-0	1-0	1
Career	11/6	20-33-53	2-3	1-1	0-0	1-0	1

Craig Roh 2011 Season

- Has started team-leading 37 consecutive games.
- Ranks tied for 2nd on team with eight tackles for loss and four sacks.
- Had six tackles, including two for losses, at Michigan St; also registered 100th career tackle.
- Had two tackles, both for losses, one sack and one forced fumble vs. San Diego State; was 2nd consecutive game with sack.
- Had five tackles and one sack vs. Eastern Mich.

Career

- Started all 13 games in 2010 - eight at hybrid linebacker and five at defensive end.
- CollegeFootballNews.com Freshman All-America honorable mention and Sporting News Freshman All-Big Ten.
- 2009 U-M Athletic Academic Achievement.

- High school teammate of offensive tackle Taylor Lewan.

Year	GP/GS	S-A-TT	TFL	Sacks	Int.	FF-FR	PBU
2009	12/12	17-20-37	7.5-22	2-12	1-0	0-0	3
2010	13/13	28-15-43	5.5-31	0.5-5	0-0	0-0	1
2011	12/12	18-11-29	8-37	4-31	0-0	0-0	0
Career	37/37	63-47-110	21-90	6.5-48	1-0	0-0	4

Jake Ryan 2011 Season

- Redshirt freshman has 7.0 tackles for loss and 2.0 sacks.
- Made first career start at LB vs. Western Michigan.
- Totaled career-best five tackles, two fumble recoveries and had third consecutive game with a tackle for loss vs. San Diego State.
- Registered first career sack vs. Minnesota.
- Had three tackles, 0.5 sack and first career FF vs. Nebraska.
- Also had three tackles and 0.5 sack vs. Ohio State.

Year	GP/GS	S-A-TT	TFL	Sacks	Int.	FF-FR	PBU
2011	12/10	14-16-30	7-17	2-5	0-0	2-0	0
Career	12/10	14-16-30	7-17	2-5	0-0	2-0	0

Ryan Van Bergen 2011 Season

- Has a career-best 41 tackles, 12 tackles for loss and three fumble recoveries; has tied career best with 5 sacks and four PBUs.
- 5 sacks and 12 tackles for losses leads team.
- Had career-best 2.5 sacks and career-high tying seven tackles and three tackles for losses at Illinois; was named Big Ten Co-Defensive Player of the Week and College Football Performance National Defensive Performer of the Week.
- Had two tackles, both for loss, one sack, one FR and one PBU vs. Nebraska.
- Tied career best with seven tackles, two for losses, 0.5 sack and one PBU vs. Ohio State.
- Had two tackles and one sack vs. Minnesota; sack was 10th of career.
- Had two tackles, one for loss, one forced fumble and one PBU vs. San Diego State; also notched 100th career tackle.
- Had two tackles, one for loss, and one FR vs. Notre Dame; marked second consecutive outing with a FR.

Career

- Led the team lead with four sacks and tied for the team lead with 8.5 tackles for loss in 2010.

Year	GP/GS	S-A-TT	TFL	Sacks	Int.	FF-FR	PBU
2008	12/1	8-5-13	0-0	0-0	0-0	0-0	1
2009	12/12	20-20-40	6.5-44	5-40	0-0	0-1	4
2010	13/13	21-16-37	8.5-43	4-35	0-0	0-0	1
2011	12/11	24-17-41	12-54	5-34	0-0	1-3	4
Career	49/37	73-58-131	27-141	14-109	0-0	1-4	10

Troy Woolfolk 2011 Season

- Started six of first seven games at corner.
 - Started next four games at safety (vs. Purdue, at Iowa, at Illinois, vs. Ohio State).
 - Started at safety and had six tackles at Iowa.
- Career**
- Suffered season-ending ankle injury in 2010 preseason.


- Started all 12 games and had career-best 46 tackles in 2009.
- Had career-best eight tackles vs. Notre Dame in 2009.

Year	GP/GS	S-A-TT	TFL	Sacks	Int.	FF-FR	PBU
2007	8/0	3-2-5	0-0	0-0	0-0	0-0	2
2008	12/0	7-2-10	0-0	0-0	0-0	0-0	0
2009	12/12	30-16-46	0-0	0-0	0-0	0-0	1
2010	0/0	0-0-0	0-0	0-0	0-0	0-0	0
2011	12/10	16-13-29	0-0	0-0	0-0	0-0	2
Career	44/22	56-33-90	0-0	0-0	0-0	0-0	5

WOLVERINE BITES

MIKE MARTIN

- 2011 Second-Team All-Big Ten
- 2011 Bednarik Award Watch List
- 2011 Rotary Lombardi Award Watch List
- Had seven tackles, first multiple-sack game (2.0 sacks) and recorded first career safety vs. Purdue Oct. 29, 2011.
- 2010 All-Big Ten second team.
- Recorded his 100th career tackle vs. Wisconsin.
- 2009 Richard Katcher Award recipient as Michigan's top defensive lineman.
- Recorded a career-best 51 tackles, 8.5 TFLs and two sacks as a starter in 2009.
- Set career high with 10 tackles and three TFLs at Wisconsin (Nov. 14, 2009).
- *Sporting News* All-Freshman second team in 2008.
- Assisted on at least one TFL in eight of the 12 games during the 2009 season.




RYAN VAN BERGEN

- 2011 Ted Hendricks Award Watch List
- Made 100th career tackle vs. San Diego State 9/24/11 and registered 10th career sack vs. Minnesota 10/1/11.
- Contributed 131 tackles, 27 TFLs, 14 sacks, 10 pass break-ups, one forced fumbles and four fumble recoveries during his career.
- Scored first and only career touchdown on a 14-yard fumble recovery at Wisconsin in 2009.
- Had seven tackles, three TFLs and 2.5 sacks at Illinois Nov. 12, 2011.
- Tallied a career-best three TFLs, one sack and five solo stops at Ohio State (Nov. 27, 2010).



JORDAN KOVACS

- 2011 Lott IMPACT Trophy Semifinalist.
- Week 1 Lott IMPACT Player of the Week.
- Has 64 tackles and four sacks.
- Ranked second in the Big Ten with 116 tackles (8.9 avg.) in 2010 - tied for 42nd in the NCAA.
- 2009 CollegeFootballNews.com Freshman All-America second team.
- Finished second on the team with 75 tackles in 2009, including 4.5 TFLs and one interception.
- Posted 17 stops twice in his career - at Ohio State in 2010 and at Michigan State in 2009; his 17 stops were the most by any defender in the conference during the 2009 season.
- Has eight career double-digit tackle efforts.
- Walk-on in 2009 who earned a scholarship.



STARTING LINEUPS

2011 MICHIGAN STARTING LINEUPS • OFFENSE

OPPONENT	WR	LT	LG	C	RG	RT	TE	WR	QB	WR	TB
Western Michigan	Roundtree	Lewan	Schofield	Molk	Omameh	Huyge	Koger	Grady	D.Robinson	Hemingway	Toussaint
Notre Dame	Roundtree	Lewan	Barnum	Molk	Omameh	Huyge	Koger	Grady	D.Robinson	Hemingway	Shaw
Eastern Michigan	Roundtree	Lewan	Barnum	Molk	Omameh	Huyge	Koger	McColgan**	D.Robinson	Hemingway	Toussaint
San Diego State	Roundtree	Lewan	Barnum	Molk	Omameh	Huyge	Koger	Hopkins**	D.Robinson	Hemingway	Toussaint
Minnesota	Roundtree	Lewan	Schofield	Molk	Omameh	Huyge	Koger	Gallon	D.Robinson	Hemingway	Smith
at Northwestern	Roundtree	Lewan	Schofield	Molk	Omameh	Huyge	Koger	Watson%	D.Robinson	Hemingway	Toussaint
at Michigan State	Roundtree	Lewan	Schofield	Molk	Omameh	Huyge	Koger	Watson%	D.Robinson	Hemingway	Toussaint
Purdue	Roundtree	Lewan	Schofield	Molk	Omameh	Huyge	Koger	Hopkins**	D.Robinson	Hemingway	Toussaint
at Iowa	Roundtree	Lewan	Schofield	Molk	Omameh	Huyge	Koger	Watson%	D.Robinson	Hemingway	Toussaint
at Illinois	Roundtree	Lewan	Schofield	Molk	Omameh	Huyge	Odoms#	Grady	D.Robinson	Hemingway	Toussaint
Nebraska	Roundtree	Lewan	Schofield	Molk	Omameh	Huyge	Koger	Watson%	D.Robinson	Odoms	Toussaint
Ohio State	Roundtree	Lewan	Schofield	Molk	Omameh	Huyge	Koger	Odoms	D.Robinson	Hemingway	Toussaint

Denotes started as 4th WR

**Denotes started as FB.

% Denotes started as 2nd TE.

2011 MICHIGAN STARTING LINEUPS • DEFENSE

OPPONENT	DE	DT	DT	DE	SAM	MIKE	WILL	LCB	SS	FS	RCB
Western Michigan	Roh	Martin	Van Bergen	Heininger	Ryan	Demens	Herron	Woolfolk	Kovacs	Gordon	Avery
Notre Dame	Roh	Martin	Van Bergen	Heininger	Robinson**	Demens	Morgan	Floyd	Kovacs	Gordon	Avery
Eastern Michigan	Roh	Martin	Heininger	Van Bergen	Ryan	Demens	Hawthorne	Woolfolk	Kovacs	Gordon	Floyd
San Diego State	Roh	Martin	Heininger	Van Bergen	Ryan	Demens	Hawthorne	Woolfolk	Kovacs	Gordon	Floyd
Minnesota	Roh	Martin	Heininger	Van Bergen	Ryan	Demens	Hawthorne	Woolfolk	Kovacs	Gordon	Floyd
at Northwestern	Roh	Martin	Heininger	Van Bergen	Avery**	Demens	Hawthorne	Woolfolk	Kovacs	Gordon	Floyd
at Michigan State	Roh	Martin	Heininger	Van Bergen	Ryan	Demens	Hawthorne	Woolfolk	Kovacs	Gordon	Floyd
Purdue	Roh	Martin	Heininger	Brink	Ryan	Demens	Morgan	Countess	Woolfolk	Gordon	Floyd
at Iowa	Roh	Martin	Heininger	Van Bergen	Ryan	Demens	Morgan	Countess	Kovacs	Woolfolk	Floyd
at Illinois	Roh	Martin	Heininger	Van Bergen	Ryan	Demens	Morgan	Countess	Kovacs	Woolfolk	Floyd
Nebraska	Roh	Martin	Heininger	Van Bergen	Ryan	Demens	Morgan	Countess	Kovacs	Gordon	Floyd
Ohio State	Roh	Martin	Heininger	Van Bergen	Ryan	Demens	Morgan	Countess	Kovacs	Woolfolk	Floyd

** Denotes started as fifth DB.

MICHIGAN PRONUNCIATION GUIDE

Al Backey	Back-ee	Kristian Mateus	Muh-tay-us
Jibreel Black	Juh-BREEL	Patrick Omameh	O-MAH-may
Seth Broekhuizen	Brook-hizen	Jordan Paskorz	Pass-korz
Kenny Demens	DEM-ins	Kris Pauloski	Pa-lowski
Drew Dileo	Dill-e-o	Tom Pomarico	pom-uh-RICO
Paul Gyarmati	G-are-mahti	Jihad Rasheed	JEE-hod Rah-SHEED
Will Hagerup	Haa-GRUP	Craig Roh	Row
Will Heininger	Hine-in-ger	Darryl Stonum	Stone-um
Stephen Hopkins	Steph-en	Terrence Talbott	TAL-bott
Mark Huyge	Hugh-ghee	Raymon Taylor	ray-MOAN
Rocko Khoury	Corey	Fitzgerald Toussaint	Two-sant
Mike Kwiatkowski	kwit-KOW-ski	Matt Wile	like 'while'
Taylor Lewan	Luh-wan		

MICHIGAN DEPTH CHART vs. VIRGINIA TECH

OFFENSE

WR 12 Roy Roundtree (6-0, 177, Sr./Jr.)
 19 Kelvin Grady (5-10, 177, 5th)
 17 Jeremy Jackson (6-3, 198, So.)

LT 77 Taylor Lewan (6-8, 302, Jr./So.)
 75 Michael Schofield (6-7, 299, Jr./So.)

LG 52 Ricky Barnum (6-3, 292, Sr./Jr.)
 57 Elliott Mealer (6-5, 310, Sr./Jr.)

C 50 David Molk (6-2, 286, 5th)
 63 Rocko Khoury (6-4, 287, Sr./Jr.)

RG 65 Patrick Omameh (6-4, 300, Sr./Jr.)
 57 Elliott Mealer (6-5, 310, Sr./Jr.)

RT 72 Mark Huyge (6-6, 302, 5th)
 75 Michael Schofield (6-7, 299, Jr./So.)

TE 86 Kevin Koger (6-4, 258, Sr.)
 84 Steve Watson (6-4, 255, 5th)
 89 Brandon Moore (6-5, 255, Sr./Jr.)

WR 21 Junior Hemingway (6-1, 222, 5th)
 10 Jeremy Gallon (5-8, 185, Jr./So.)
 9 Martavious Odoms (5-8, 173, Sr.)
 26 Drew Dileo (5-10, 172, So.)

QB 16 Denard Robinson (6-0, 195, Jr.)
 7 Devin Gardner (6-4, 205, So.)

FB 33 Stephen Hopkins (6-0, 228, So.)
 49 John McColgan (6-1, 240, 5th)

RB 28 Fitzgerald Toussaint (5-10, 195, Jr./So.)
 2 Vincent Smith (5-6, 172, Jr.)
 20 Michael Shaw (6-1, 195, Sr.)

SPECIAL TEAMS

PK 34 Brendan Gibbons (6-1, 227, Jr./So.)
 OR 45 Matt Wile (6-2, 208, Fr.)

P 43 Will Hagerup (6-4, 210, So.)
 45 Matt Wile (6-2, 208, Fr.)

LS 91 Tom Pomarico (6-4, 240, 5th)
 54 Jareth Glanda (6-3, 255, Jr./So.)

H 26 Drew Dileo (5-10, 172, So.)
 10 Jeremy Gallon (5-8, 185, Jr./So.)

DEFENSE

DE 88 Craig Roh (6-5, 269, Jr.)
 55 Jibreel Black (6-2, 260, So.)
 57 Frank Clark (6-2, 228, Fr.)

DT 68 Mike Martin (6-2, 304, Sr.)
 73 Will Campbell (6-5, 322, Jr.)

DT 39 Will Heininger (6-6, 295, 5th)
 76 Quinton Washington (6-4, 302, Jr./So.)

DE 53 Ryan Van Bergen (6-6, 288, 5th)
 67 Nathan Brink (6-5, 263, Jr./So.)

SLB 90 Jake Ryan (6-3, 230, So./Fr.)
 4 Cam Gordon (6-3, 222, Jr./So.)
 97 Brennen Beyer (6-3, 225, Fr.)

MLB 25 Kenny Demens (6-1, 248, Sr./Jr.)
 42 J.B. Fitzgerald (6-3, 241, Sr.)
 27 Mike Jones (6-2, 224, Jr./So.)

WLB 44 Desmond Morgan (6-1, 220, Fr.)
 7 Brandin Hawthorne (6-0, 214, Jr.)
 58 Brandon Herron (6-2, 221, 5th)
 27 Mike Jones (6-2, 224, Jr./So.)

LCB 18 Blake Countess (5-10, 176, Fr.)
 6 Raymon Taylor (5-10, 169, Fr.)

SS 32 Jordan Kovacs (6-0, 197, Sr./Jr.)
 3 Marvin Robinson (6-2, 200, So.)

FS 29 Troy Woolfolk (6-0, 191, 5th)
 OR 30 Thomas Gordon (5-11, 208, Jr./So.)
 14 Josh Furman (6-2, 208, So./Fr.)

RCB 8 J.T. Floyd (6-0, 185, Sr./Jr.)
 5 Courtney Avery (5-11, 173, So.)
 17 Tony Anderson (5-11, 195, 5th)

PR 10 Jeremy Gallon (5-8, 185, Jr./So.)
 OR 26 Drew Dileo (5-10, 172, So.)
 21 Junior Hemingway (6-1, 222, 5th)
 9 Martavious Odoms (5-8, 173, Sr.)

KR 9 Martavious Odoms (5-8, 173, Sr.)
 OR 10 Jeremy Gallon (5-8, 185, Jr./So.)
 19 Kelvin Grady (5-10, 177, 5th)
 2 Vincent Smith (5-6, 172, Jr.)

START CHARTS

	Current		
OFFENSE	'11	Streak	Career
David Molk	12	25	41
Roy Roundtree	12	23	28
Mark Huyge	12	12	28
Patrick Omameh	12	28	28
Denard Robinson	12	25	25

	Current		
DEFENSE	'11	Streak	Career
Craig Roh	12	37	37
Mike Martin	12	15	36
Kenny Demens	12	19	19

LONGEST ACTIVE STARTS STREAKS

Craig Roh	37
Patrick Omameh	28
David Molk	25
Denard Robinson	25

CAREER GAMES STARTED

David Molk (C)	41
Ryan Van Bergen (DE)	37
Craig Roh (DE)	37
Mike Martin (DT)	36
Jordan Kovacs (SS)	32
Junior Hemingway (WR)	30
Kevin Koger (TE)	30
Roy Roundtree (SR)	28
Mark Huyge (OT)	28
Patrick Omameh (OG)	28
Martavious Odoms (SR)	27

CAREER GAMES PLAYED

J.B. Fitzgerald (LB)	49
Ryan Van Bergen (DE)	49
Mike Martin (DT)	48
Junior Hemingway (WR)	47
Kevin Koger (TE)	46
Troy Woolfolk (CB)	44
David Molk (C)	41
Mike Shaw (RB)	39
Martavious Odoms (SR)	38
Brandon Herron (LB)	36

2011 MICHIGAN FOOTBALL ROSTERS

NUMERICAL ROSTER

No.	Player	Pos.
2	Smith, Vincent **	RB
3	Bellomy, Russell	QB
3	Robinson, Marvin *	S
4	Gordon, Cameron *	LB
4	Wilson, Steve	QB
5	Avery, Courtney *	CB
5	Hayes, Justice	RB
6	Taylor, Raymon	DB
7	Gardner, Devin	QB
7	Hawthorne, Brandin *	LB
8	Floyd, J.T. **	CB
8	Swieca, Alex	QB
9	Odoms, Martavious ***	WR
10	Gallon, Jeremy *	WR
12	Roundtree, Roy **	WR
13	Fry, Ben	QB
14	Furman, Josh	S
14	Kennedy, Jack	QB
15	Cox, Michael **	RB
16	Robinson, Denard **	QB
17	Anderson, Tony ***	CB
17	Jackson, Jeremy *	WR
18	Countess, Blake	DB
18	Rasheed, Jihad	RB
19	Grady, Kelvin **	WR
19	Zeller, Charlie	S
20	Carter, Tamani	DB
20	Shaw, Michael ***	RB
21	Hemingway, Junior ***	WR
22	Stonum, Darryl ***	WR
23	Simmons, Floyd **	S
24	Hollowell, Delonte	DB
25	Demens, Kenny **	LB
26	Dileo, Drew *	WR
27	Jones, Mike *	LB
27	Keizer, Jonathan	WR
28	Cavanaugh, Matthew *S	S
28	Toussaint, Fitzgerald *	RB
29	Woolfolk, Troy ***	CB
30	Gordon, Thomas *	S
31	Van Slyke, Jared *	S
31	Smith, Christopher	K
32	Kovacs, Jordan **	S
33	Hopkins, Stephen *	RB
34	Bell, Isaiah	LB
34	Gibbons, Brendan *	PK
35	Barpal, Jordan	WR
36	Johnson, Zac ***	S
36	Kerridge, Joe	FB
37	Talbott, Terrence *	CB
38	Backey, Al *	CB
38	Rawls, Thomas	RB
39	Heininger, Will ***	DE
40	Allspach, Nate	TE
40	Poole, Antonio	LB
41	Wilkins, Kenny	DT

ALPHABETICAL ROSTER

No.	Player	Pos.	Ht.	Wt.	Year/Elig.	Hometown (High School/Previous School)
40	Allspach, Nate	TE	6-6	224	So./Fr.	Grand Rapids, Mich. (Grandville)
17	Anderson, Tony ***	CB	5-11	195	5th	Redondo Beach, Calif. (Redondo Union)
54	Ash, Richard	DT	6-3	301	So./Fr.	Pahokee, Fla. (Pahokee)
5	Avery, Courtney *	CB	5-11	173	So.	Mansfield, Ohio (Lexington)
38	Backey, Al *	CB	5-10	181	Jr./So.	Ypsilanti, Mich. (Ypsilanti)
52	Barnum, Ricky **	OL	6-3	292	Sr./Jr.	Lakeland, Fla. (Lake Gibson)
35	Barpal, Jordan	WR	5-10	166	Sr./Jr.	West Bloomfield, Mich. (Seaholm)
34	Bell, Isaiah	LB	6-1	250	Jr./So.	Youngstown, Ohio (Liberty)
3	Bellomy, Russell	QB	6-3	189	Fr.	Arlington, Texas (Martin)
97	Beyer, Brennen	LB	6-3	225	Fr.	Canton, Mich. (Plymouth)
55	Black, Jibreel *	DE	6-2	260	So.	Cincinnati, Ohio (Wyoming)
67	Brink, Nathan	DT	6-5	263	Jr./So.	Holland, Mich. (Holland Christian)
46	Broekhuizen, Seth *	PK	6-1	200	Jr./So.	Holland, Mich. (Holland Christian)
58	Bryant, Chris	OL	6-4	341	Fr.	Chicago, Ill. (Simeon)
56	Burzynski, Joey	OL	6-1	284	So./Fr.	Carlsbad, Calif. (Carlsbad)
73	Campbell, William **	DT	6-5	322	Jr.	Detroit, Mich. (Cass Technical)
20	Carter, Tamani	DB	5-11	175	Fr.	Pickerington, Ohio (Central)
28	Cavanaugh, Matthew *S	S	5-10	190	Sr./Jr.	Alto, Mich. (Caledonia)
57	Clark, Frank	DE	6-2	228	Fr.	Cleveland, Ohio (Glenville)
18	Countess, Blake	DB	5-10	176	Fr.	Owings Mills, Md. (Our Lady of Good Counsel)
15	Cox, Michael **	RB	6-0	214	Sr./Jr.	Dorchester, Mass. (Avon Old Farms)
25	Demens, Kenny **	LB	6-1	248	Sr./Jr.	Oak Park, Mich. (Detroit Country Day)
26	Dileo, Drew *	WR	5-10	172	So.	Greenwell Springs, La. (Parkview Baptist)
93	Eddins, Chris	DE	6-5	265	So./Fr.	Detroit, Mich. (Country Day)
42	Esterline, Dylan	TE	6-5	237	So./Fr.	Blissfield, Mich. (Blissfield)
51	Evans, Marell	LB	6-3	237	5th	Richmond, Va. (Varina)
42	Fitzgerald, J.B. ***	LB	6-3	241	Sr.	Princeton Junction, N.J. (West Windsor Plainsboro)
8	Floyd, J.T. **	CB	6-0	185	Sr./Jr.	Greenville, S.C. (J.L. Mann)
13	Fry, Ben	QB	5-10	178	Fr.	Grosse Pointe Farms, Mich. (Grosse Pointe South)
14	Furman, Josh	S	6-2	208	So./Fr.	Annapolis, Md. (Old Mill Senior)
10	Gallon, Jeremy *	WR	5-8	185	Jr./So.	Apopka, Fla. (Apopka)
7	Gardner, Devin	QB	6-4	205	So.	Detroit, Mich. (Inkster)
34	Gibbons, Brendan *	PK	6-1	241	Jr./So.	West Palm Beach, Fla. (Cardinal Newman)
54	Glanda, Jareth	LS	6-3	255	Jr./So.	Rochester Hills, Mich. (Brother Rice)
61	Glasgow, Graham	OL	6-6	314	Fr.	Aurora, Ill. (Marmion Academy)
4	Gordon, Cameron *	LB	6-3	222	Jr./So.	Detroit, Mich. (Inkster)
30	Gordon, Thomas *	S	5-11	208	Jr./So.	Detroit, Mich. (Cass Technical)
19	Grady, Kelvin **	WR	5-10	177	5th	Grand Rapids, Mich. (East Grand Rapids)
94	Graman, Curt	LS	6-5	200	Jr./So.	Cincinnati, Ohio (Elder)
69	Gunderson, Erik	OL	6-8	312	Jr./So.	Milan, Mich. (Milan)
99	Gyarmati, Paul *	LB	6-1	216	Sr./Jr.	Birmingham, Mich. (Brother Rice)
43	Hagerup, Will *	P	6-4	225	So.	Milwaukee, Wis. (Whitefish Bay)
7	Hawthorne, Brandin *	LB	6-0	214	Jr.	Pahokee, Fla. (Pahokee)
5	Hayes, Justice	RB	5-10	176	Fr.	Grand Blanc, Mich. (Grand Blanc Community)
39	Heininger, Will ***	DE	6-6	295	5th	Ann Arbor, Mich. (Pioneer)
92	Heitzman, Keith	DE	6-3	251	Fr.	Hilliard, Ohio (Hilliard Davidson)
21	Hemingway, Junior ***	WR	6-1	222	5th	Conway, S.C. (Conway)
58	Herron, Brandon ***	LB	6-2	221	5th	Stafford, Texas (Dulles)
24	Hollowell, Delonte	DB	5-9	164	Fr.	Detroit, Mich. (Cass Technical)
33	Hopkins, Stephen *	RB	6-0	228	So.	Double Oak, Texas (Marcus)
72	Huyge, Mark ***	OL	6-6	302	5th	Wyoming, Mich. (Catholic Central)
17	Jackson, Jeremy *	WR	6-3	198	So.	Ann Arbor, Mich. (Huron)
36	Johnson, Zac ***	S	6-2	205	5th	Morenci, Mich. (Morenci)
27	Jones, Mike *	LB	6-2	224	Jr./So.	Orlando, Fla. (Edgewater)
27	Keizer, Jonathan	WR	6-5	205	Fr.	Portage, Mich. (Portage Northern)

2011 MICHIGAN FOOTBALL ROSTERS

ALPHABETICAL ROSTER

No.	Player	Pos.	Ht.	Wt.	Year/Elig.	Hometown (High School/Previous School)
14	Kennedy, Jack	QB	5-11	185	Sr./Jr.	Walled Lake, Mich. (Walled Lake Central)
36	Kerridge, Joe	FB	6-0	231	Fr.	Traverse City, Mich. (St. Francis)
63	Khoury, Rocko **	OL	6-4	287	Sr./Jr.	Traverse City, Mich. (Traverse City West)
86	Koger, Kevin ***	TE	6-4	258	Sr.	Toledo, Ohio (Whitmer)
32	Kovacs, Jordan **	S	6-0	197	Sr./Jr.	Curtice, Ohio (Clay)
81	Kwiatkowski, Mike	TE	6-5	257	Sr./Jr.	Macomb, Mich. (Dakota)
77	Lewan, Taylor *	OL	6-8	302	Jr./So.	Scottsdale, Ariz. (Chaparral)
68	Martin, Mike ***	DT	6-2	304	Sr.	Redford, Mich. (Catholic Central)
70	Mateus, Kristian	OL	6-7	285	So./Fr.	Ada, Mich. (Forest Hills Central)
49	McColgan, John **	FB	6-1	240	5th	Saginaw, Mich. (Nouvel Catholic)
57	Mealer, Elliott **	OL	6-5	310	Sr./Jr.	Wauseon, Ohio (Wauseon)
60	Miller, Jack	OL	6-4	263	Fr.	Perrysburg, Ohio (St. John's Jesuit)
80	Miller, Ricardo	TE	6-4	234	So./Fr.	Orlando, Fla. (Dr. Phillips [Fla.]/Pioneer [Mich.])
50	Molk, David ***	OL	6-2	286	5th	Lemont, Ill. (Lemont Township)
89	Moore, Brandon	TE	6-5	255	Sr./Jr.	Trotwood, Ohio (Trotwood-Madison)
66	Morales, George	LS	6-0	236	Sr./Jr.	North Las Vegas, Nev. (Mojave)
44	Morgan, Desmond	LB	6-1	220	Fr.	Holland, Mich. (West Ottawa)
9	Odoms, Martavious ***	WR	5-8	173	Sr.	Pahokee, Fla. (Pahokee)
65	Onameh, Patrick **	OL	6-4	300	Sr./Jr.	Columbus, Ohio (St. Francis DeSales)
94	Paskorz, Jordan	LB	6-3	246	So./Fr.	Gibsonia, Pa. (Hampton)
93	Pauloski, Kris	PK	6-3	204	Jr./So.	Indianapolis, Ind. (Pike)
91	Pomarico, Tom **	LS	6-4	240	5th	Jackson, Mich. (Lumen Christi)
40	Poole, Antonio	LB	6-2	212	Fr.	Cincinnati, Ohio (Winton Woods)
18	Rasheed, Jihad	RB	5-10	172	So./Fr.	Detroit, Mich. (Southeastern)
38	Rawls, Thomas	RB	5-10	219	Fr.	Flint, Mich. (Flint Northern)
85	Reynolds, Joe *	WR	6-1	191	Jr./So.	Rochester, Mich. (Rochester Adams)
16	Robinson, Denard **	QB	6-0	195	Jr.	Deerfield Beach, Fla. (Deerfield Beach)
83	Robinson, Jerald	WR	6-1	206	So./Fr.	Canton, Ohio (South)
3	Robinson, Marvin *	S	6-2	200	So.	Winter Haven, Fla. (Lake Region)
82	Robinson, Terrence *	WR	5-9	177	Sr./Jr.	Klein, Texas (Oak)
95	Rock, Chris	DE	6-5	267	Fr.	Columbus, Ohio (St. Francis DeSales)
88	Roh, Craig **	DE	6-5	269	Jr.	Scottsdale, Ariz. (Chaparral)
96	Ross, Jeremy	PK	5-5	150	So./Fr.	Ann Arbor, Mich. (Pioneer)
12	Roundtree, Roy **	WR	6-0	177	Sr./Jr.	Trotwood, Ohio (Trotwood-Madison)
90	Ryan, Jake	LB	6-3	230	So./Fr.	Westlake, Ohio (St. Ignatius)
75	Schofield, Michael *	OL	6-7	299	Jr./So.	Orland Park, Ill. (Carl Sandburg)
60	Schwab, Alex	DT	6-0	241	Sr./Jr.	Manassas, Va. (Osborn Park)
20	Shaw, Michael ***	RB	6-1	195	Sr.	Trotwood, Ohio (Trotwood-Madison)
23	Simmons, Floyd **	S	6-0	194	Sr./Jr.	Detroit, Mich. (Crockett Technical)
31	Smith, Christopher	K	6-0	177	Fr.	Washington, DC (St. Albans)
2	Smith, Vincent **	RB	5-6	172	Jr.	Pahokee, Fla. (Pahokee)
22	Stonum, Darryl ***	WR	6-2	195	Sr.	Stafford, Texas (Dulles)
8	Swieca, Alex	QB	6-1	210	Fr.	New York, NY (The Frisch School)
37	Talbott, Terrence *	CB	5-11	178	So.	Huber Heights, Ohio (Wayne)
6	Taylor, Raymon	DB	5-10	169	Fr.	Detroit, Mich. (Highland Park)
28	Toussaint, Fitzgerald *	RB	5-10	195	Jr./So.	Youngstown, Ohio (Liberty)
53	Van Bergen, Ryan ***	DE	6-6	288	5th	Whitehall, Mich. (Whitehall)
31	Van Slyke, Jared *	S	6-2	195	5th	St. Louis, Mo. (John Burroughs)
76	Washington, Quinton *DT	DT	6-4	302	Jr./So.	St. Stephen, S.C. (Timberland)
84	Watson, Steve ***	TE	6-4	255	5th	Cherry Hills Village, Colo. (Mullen)
45	Wile, Matt	K	6-2	208	Fr.	San Diego, Calif. (Francis Parker)
41	Wilkins, Kenny	DT	6-3	280	So./Fr.	Washington, Pa. (Trinity)
4	Wilson, Steve	QB	5-11	180	Sr./Jr.	White Lake, Mich. (Lakeland)
29	Woolfolk, Troy ***	CB	6-0	191	5th	Sugar Land, Texas (Dulles)
19	Zeller, Charlie	S	5-11	194	Jr./So.	Centennial, Colo. (Cherry Creek)

NUMERICAL ROSTER

No.	Player	Pos.
42	Esterline, Dylan	TE
42	Fitzgerald, J.B. ***	LB
43	Hagerup, Will *	P
44	Morgan, Desmond	LB
45	Wile, Matt	K
46	Broekhuizen, Seth *	PK
49	McColgan, John **	FB
50	Molk, David ***	OL
51	Evans, Marell	LB
52	Barnum, Ricky **	OL
53	Van Bergen, Ryan ***	DE
54	Ash, Richard	DT
54	Glanda, Jareth	LS
55	Black, Jibreel *	DE
56	Burzynski, Joey	OL
57	Clark, Frank	DE
57	Mealer, Elliott **	OL
58	Bryant, Chris	OL
58	Herron, Brandon ***	LB
60	Miller, Jack	OL
60	Schwab, Alex	DT
61	Glasgow, Graham	OL
63	Khoury, Rocko **	OL
65	Onameh, Patrick **	OL
66	Morales, George	LS
67	Brink, Nathan	DT
68	Martin, Mike ***	DT
69	Gunderson, Erik	OL
70	Mateus, Kristian	OL
72	Huyge, Mark ***	OL
73	Campbell, William **	DT
75	Schofield, Michael *	OL
76	Washington, Quinton *DT	DT
77	Lewan, Taylor *	OL
80	Miller, Ricardo	TE
81	Kwiatkowski, Mike	TE
82	Robinson, Terrence *	WR
83	Robinson, Jerald	WR
84	Watson, Steve ***	TE
85	Reynolds, Joe *	WR
86	Koger, Kevin ***	TE
88	Roh, Craig **	DE
89	Moore, Brandon	TE
90	Ryan, Jake	LB
91	Pomarico, Tom **	LS
92	Heitzman, Keith	DE
93	Eddins, Chris	DE
93	Pauloski, Kris	PK
94	Graman, Curt	LS
94	Paskorz, Jordan	LB
95	Rock, Chris	DE
96	Ross, Jeremy	PK
97	Beyer, Brennen	LB
99	Gyarmati, Paul *	LB

2011 ROSTER BREAKDOWN

ROSTER BY STATE

No.	Player	Pos.
Arizona (2)		
77	Lewan, Taylor *	OL
88	Roh, Craig **	DE
California (3)		
17	Anderson, Tony ***	CB
56	Burzynski, Joey	OL
45	Wile, Matt	K
Colorado (2)		
84	Watson, Steve ***	TE
19	Zeller, Charlie	S
Florida (11)		
54	Ash, Richard	DT
52	Barnum, Ricky **	OL
10	Gallon, Jeremy *	WR
34	Gibbons, Brendan *	PK
7	Hawthorne, Brandin *	LB
27	Jones, Mike *	LB
80	Miller, Ricardo	TE
9	Odoms, Martavious ***	WR
16	Robinson, Denard **	QB
3	Robinson, Marvin *	S
2	Smith, Vincent **	RB
Illinois (4)		
58	Bryant, Chris	OL
61	Glasgow, Graham	OL
50	Molk, David ***	OL
75	Schofield, Michael *	OL
Indiana (1)		
93	Pauloski, Kris	PK
Louisiana (1)		
26	Dileo, Drew *	WR
Massachusetts (1)		
15	Cox, Michael **	RB
Maryland (2)		
18	Countess, Blake	DB
14	Furman, Josh	S
Michigan (43)		
40	Allspach, Nate	TE
38	Backey, Al *	CB
35	Barpal, Jordan	WR
97	Beyer, Brennen	LB
67	Brink, Nathan	DT
46	Broekhuizen, Seth *	PK
73	Campbell, William **	DT
28	Cavanaugh, Matthew *	S
25	Demens, Kenny **	LB
93	Eddins, Chris	DE
42	Esterline, Dylan	TE
13	Fry, Ben	QB
7	Gardner, Devin	QB
54	Glanda, Jareth	LS
4	Gordon, Cameron *	LB
30	Gordon, Thomas *	S
19	Grady, Kelvin **	WR
69	Gunderson, Erik	OL
99	Gyarmati, Paul *	LB
5	Hayes, Justice	RB
39	Heininger, Will ***	DE
24	Hollowell, Delonte	DB
72	Huyge, Mark ***	OL
17	Jackson, Jeremy *	WR
36	Johnson, Zac ***	S
27	Keizer, Jonathan	WR
14	Kennedy, Jack	QB
36	Kerridge, Joe	FB

ROSTER BY POSITION

Quarterback

No.	Player	Pos.	Ht.	Wt.	Year/Elig.	Hometown (High School/Previous School)
3	Bellomy, Russell	QB	6-3	189	Fr.	Arlington, Texas (Martin)
13	Fry, Ben	QB	5-10	178	Fr.	Grosse Pointe Farms, Mich. (Grosse Pointe South)
7	Gardner, Devin	QB	6-4	205	So.	Detroit, Mich. (Inkster)
14	Kennedy, Jack	QB	5-11	185	Sr./Jr.	Walled Lake, Mich. (Walled Lake Central)
16	Robinson, Denard **	QB	6-0	195	Jr.	Deerfield Beach, Fla. (Deerfield Beach)
8	Swieca, Alex	QB	6-1	210	Fr.	New York, NY (The Frisch School)
4	Wilson, Steve	QB	5-11	180	Sr./Jr.	White Lake, Mich. (Lakeland)

Running Back

15	Cox, Michael **	RB	6-0	214	Sr./Jr.	Dorchester, Mass. (Avon Old Farms)
5	Hayes, Justice	RB	5-10	176	Fr.	Grand Blanc, Mich. (Grand Blanc Community)
33	Hopkins, Stephen *	RB	6-0	228	So.	Double Oak, Texas (Marcus)
36	Kerridge, Joe	FB	6-0	231	Fr.	Traverse City, Mich. (St. Francis)
49	McColgan, John **	FB	6-1	240	5th	Saginaw, Mich. (Nouvel Catholic)
18	Rasheed, Jihad	RB	5-10	172	So./Fr.	Detroit, Mich. (Southeastern)
38	Rawls, Thomas	RB	5-10	219	Fr.	Flint, Mich. (Flint Northern)
20	Shaw, Michael ***	RB	6-1	195	Sr.	Trotwood, Ohio (Trotwood-Madison)
2	Smith, Vincent **	RB	5-6	172	Jr.	Pahokee, Fla. (Pahokee)
28	Toussaint, Fitzgerald *	RB	5-10	195	Jr./So.	Youngstown, Ohio (Liberty)

Wide Receiver

35	Barpal, Jordan	WR	5-10	166	Sr./Jr.	West Bloomfield, Mich. (Seaholm)
26	Dileo, Drew *	WR	5-10	172	So.	Greenwell Springs, La. (Parkview Baptist)
10	Gallon, Jeremy *	WR	5-8	185	Jr./So.	Apopka, Fla. (Apopka)
19	Grady, Kelvin **	WR	5-10	177	5th	Grand Rapids, Mich. (East Grand Rapids)
21	Hemingway, Junior ***	WR	6-1	222	5th	Conway, S.C. (Conway)
17	Jackson, Jeremy *	WR	6-3	198	So.	Ann Arbor, Mich. (Huron)
27	Keizer, Jonathan	WR	6-5	205	Fr.	Portage, Mich. (Portage Northern)
9	Odoms, Martavious ***	WR	5-8	173	Sr.	Pahokee, Fla. (Pahokee)
85	Reynolds, Joe *	WR	6-1	191	Jr./So.	Rochester, Mich. (Rochester Adams)
83	Robinson, Jerald	WR	6-1	206	So./Fr.	Canton, Ohio (South)
82	Robinson, Terrence *	WR	5-9	177	Sr./Jr.	Klein, Texas (Oak)
12	Roundtree, Roy **	WR	6-0	177	Sr./Jr.	Trotwood, Ohio (Trotwood-Madison)
22	Stonum, Darryl ***	WR	6-2	195	Sr.	Stafford, Texas (Dulles)

Tight End

40	Allspach, Nate	TE	6-6	224	So./Fr.	Grand Rapids, Mich. (Grandville)
42	Esterline, Dylan	TE	6-5	237	So./Fr.	Blissfield, Mich. (Blissfield)
86	Koger, Kevin ***	TE	6-4	258	Sr.	Toledo, Ohio (Whitmer)
81	Kwiatkowski, Mike	TE	6-5	257	Sr./Jr.	Macomb, Mich. (Dakota)
80	Miller, Ricardo	TE	6-4	234	So./Fr.	Orlando, Fla. (Dr. Phillips [Fla.]/Pioneer [Mich.])
89	Moore, Brandon	TE	6-5	255	Sr./Jr.	Trotwood, Ohio (Trotwood-Madison)
84	Watson, Steve ***	TE	6-4	255	5th	Cherry Hills Village, Colo. (Mullen)

Offensive Line

52	Barnum, Ricky **	OL	6-3	292	Sr./Jr.	Lakeland, Fla. (Lake Gibson)
58	Bryant, Chris	OL	6-4	341	Fr.	Chicago, Ill. (Simeon)
56	Burzynski, Joey	OL	6-1	284	So./Fr.	Carlsbad, Calif. (Carlsbad)
61	Glasgow, Graham	OL	6-6	314	Fr.	Aurora, Ill. (Marmion Academy)
69	Gunderson, Erik	OL	6-8	312	Jr./So.	Milan, Mich. (Milan)
72	Huyge, Mark ***	OL	6-6	302	5th	Wyoming, Mich. (Catholic Central)
63	Khoury, Rocko **	OL	6-4	287	Sr./Jr.	Traverse City, Mich. (Traverse City West)
77	Lewan, Taylor *	OL	6-8	302	Jr./So.	Scottsdale, Ariz. (Chaparral)
70	Mateus, Kristian	OL	6-7	285	So./Fr.	Ada, Mich. (Forest Hills Central)
57	Mealer, Elliott **	OL	6-5	310	Sr./Jr.	Wauseon, Ohio (Wauseon)
60	Miller, Jack	OL	6-4	263	Fr.	Perrysburg, Ohio (St. John's Jesuit)
50	Molk, David ***	OL	6-2	286	5th	Lemont, Ill. (Lemont Township)
65	Omameh, Patrick **	OL	6-4	300	Sr./Jr.	Columbus, Ohio (St. Francis DeSales)
75	Schofield, Michael *	OL	6-7	299	Jr./So.	Orland Park, Ill. (Carl Sandburg)

ROSTER BY POSITION

Defensive Line

54	Ash, Richard	DT	6-3	301	So./Fr.	Pahokee, Fla. (Pahokee)
55	Black, Jibreel *	LB	6-2	260	So.	Cincinnati, Ohio (Wyoming)
67	Brink, Nathan	DT	6-5	263	Jr./So.	Holland, Mich. (Holland Christian)
73	Campbell, William **	DT	6-5	322	Jr.	Detroit, Mich. (Cass Technical)
57	Clark, Frank	DE	6-2	228	Fr.	Cleveland, Ohio (Glenville)
93	Eddins, Chris	DE	6-5	265	So./Fr.	Detroit, Mich. (Country Day)
39	Heininger, Will ***	DE	6-6	295	5th	Ann Arbor, Mich. (Pioneer)
92	Heitzman, Keith	DE	6-3	251	Fr.	Hilliard, Ohio (Hilliard Davidson)
68	Martin, Mike ***	DT	6-2	304	Sr.	Redford, Mich. (Catholic Central)
95	Rock, Chris	DE	6-5	267	Fr.	Columbus, Ohio (St. Francis DeSales)
88	Roh, Craig **	DE	6-5	269	Jr.	Scottsdale, Ariz. (Chaparral)
60	Schwab, Alex	DT	6-0	241	Sr./Jr.	Manassas, Va. (Osborn Park)
53	Van Bergen, Ryan ***	DE	6-6	288	5th	Whitehall, Mich. (Whitehall)
76	Washington, Quinton *	DT	6-4	302	Jr./So.	St. Stephen, S.C. (Timberland)
41	Wilkins, Kenny	DT	6-3	280	So./Fr.	Washington, Pa. (Trinity)

Linebacker

34	Bell, Isaiah	LB	6-1	250	Jr./So.	Youngstown, Ohio (Liberty)
97	Beyer, Brennen	LB	6-3	225	Fr.	Canton, Mich. (Plymouth)
25	Demens, Kenny **	LB	6-1	248	Sr./Jr.	Oak Park, Mich. (Detroit Country Day)
51	Evans, Marell	LB	6-3	237	5th	Richmond, Va. (Varina)
42	Fitzgerald, J.B. ***	LB	6-3	241	Sr.	Princeton Junction, N.J. (West Windsor Plainsboro)
4	Gordon, Cameron *	LB	6-3	222	Jr./So.	Detroit, Mich. (Inkster)
99	Gyarmati, Paul *	LB	6-1	216	Sr./Jr.	Birmingham, Mich. (Brother Rice)
7	Hawthorne, Brandin *	LB	6-0	214	Jr.	Pahokee, Fla. (Pahokee)
58	Herron, Brandon ***	LB	6-2	221	5th	Stafford, Texas (Dulles)
27	Jones, Mike *	LB	6-2	224	Jr./So.	Orlando, Fla. (Edgewater)
44	Morgan, Desmond	LB	6-1	220	Fr.	Holland, Mich. (West Ottawa)
94	Paskorz, Jordan	LB	6-3	246	So./Fr.	Gibsonia, Pa. (Hampton)
40	Poole, Antonio	LB	6-2	212	Fr.	Cincinnati, Ohio (Winton Woods)
90	Ryan, Jake	LB	6-3	230	So./Fr.	Westlake, Ohio (St. Ignatius)

Secondary

17	Anderson, Tony ***	CB	5-11	195	5th	Redondo Beach, Calif. (Redondo Union)
5	Avery, Courtney *	CB	5-11	173	So.	Mansfield, Ohio (Lexington)
38	Backey, Al *	CB	5-10	181	Jr./So.	Ypsilanti, Mich. (Ypsilanti)
20	Carter, Tamani	DB	5-11	175	Fr.	Pickerington, Ohio (Central)
28	Cavanaugh, Matthew *S	S	5-10	190	Sr./Jr.	Alto, Mich. (Caledonia)
18	Countess, Blake	DB	5-10	176	Fr.	Owings Mills, Md. (Our Lady of Good Counsel)
8	Floyd, J.T. **	CB	6-0	185	Sr./Jr.	Greenville, S.C. (J.L. Mann)
14	Furman, Josh	S	6-2	208	So./Fr.	Annapolis, Md. (Old Mill Senior)
30	Gordon, Thomas *	S	5-11	208	Jr./So.	Detroit, Mich. (Cass Technical)
24	Hollowell, Delonte	DB	5-9	164	Fr.	Detroit, Mich. (Cass Technical)
36	Johnson, Zac ***	S	6-2	205	5th	Morenci, Mich. (Morenci)
32	Kovacs, Jordan **	S	6-0	197	Sr./Jr.	Curtice, Ohio (Clay)
3	Robinson, Marvin *	S	6-2	200	So.	Winter Haven, Fla. (Lake Region)
23	Simmons, Floyd **	S	6-0	194	Sr./Jr.	Detroit, Mich. (Crockett Technical)
37	Talbott, Terrence *	CB	5-11	178	So.	Huber Heights, Ohio (Wayne)
6	Taylor, Raymon	DB	5-10	169	Fr.	Detroit, Mich. (Highland Park)
31	Van Slyke, Jared *	S	6-2	195	5th	St. Louis, Mo. (John Burroughs)
29	Woolfolk, Troy ***	CB	6-0	191	5th	Sugar Land, Texas (Dulles)
19	Zeller, Charlie	S	5-11	194	Jr./So.	Centennial, Colo. (Cherry Creek)

Specialist

46	Broekhuizen, Seth *	PK	6-1	200	Jr./So.	Holland, Mich. (Holland Christian)
34	Gibbons, Brendan *	PK	6-1	241	Jr./So.	West Palm Beach, Fla. (Cardinal Newman)
54	Glanda, Jareth	LS	6-3	255	Jr./So.	Rochester Hills, Mich. (Brother Rice)
94	Graman, Curt	LS	6-5	200	Jr./So.	Cincinnati, Ohio (Elder)
43	Hagerup, Will *	P	6-4	225	So.	Milwaukee, Wis. (Whitefish Bay)
66	Morales, George	LS	6-0	236	Sr./Jr.	North Las Vegas, Nev. (Mojave)
93	Pauloski, Kris	PK	6-3	204	Jr./So.	Indianapolis, Ind. (Pike)
91	Pomarico, Tom **	LS	6-4	240	5th	Jackson, Mich. (Lumen Christi)
96	Ross, Jeremy	PK	5-5	150	So./Fr.	Ann Arbor, Mich. (Pioneer)
31	Smith, Christopher	K	6-0	177	Fr.	Washington, DC (St. Albans)
45	Wile, Matt	K	6-2	208	Fr.	San Diego, Calif. (Francis Parker)

63	Khoury, Rocko **	OL
81	Kwiatkowski, Mike	TE
68	Martin, Mike ***	DT
70	Mateus, Kristian	OL
49	McColgan, John **	FB
44	Morgan, Desmond	LB
91	Pomarico, Tom **	LS
18	Rasheed, Jihad	RB
38	Rawls, Thomas	RB
85	Reynolds, Joe *	WR
96	Ross, Jeremy	PK
23	Simmons, Floyd **	S
6	Taylor, Raymon	DB
53	Van Bergen, Ryan ***	DE
4	Wilson, Steve	QB

Missouri (1)

31	Van Slyke, Jared *	S
----	--------------------	---

New Jersey (1)

42	Fitzgerald, J.B. ***	LB
----	----------------------	----

New York (1)

8	Swieca, Alex	QB
---	--------------	----

Nevada (1)

66	Morales, George	LS
----	-----------------	----

Ohio (21)

5	Avery, Courtney *	CB
34	Bell, Isaiah	LB
55	Black, Jibreel *	DE
20	Carter, Tamani	DB
57	Clark, Frank	DE
94	Graman, Curt	LS
92	Heitzman, Keith	DE
86	Koger, Kevin ***	TE
32	Kovacs, Jordan **	S
57	Mealer, Elliott **	OL
60	Miller, Jack	OL
89	Moore, Brandon	TE
65	Omameh, Patrick **	OL
40	Poole, Antonio	LB
83	Robinson, Jerald	WR
95	Rock, Chris	DE
12	Roundtree, Roy **	WR
90	Ryan, Jake	LB
20	Shaw, Michael ***	RB
37	Talbott, Terrence *	CB
28	Toussaint, Fitzgerald *	RB

Pennsylvania (2)

94	Paskorz, Jordan	LB
41	Wilkins, Kenny	DT

South Carolina (3)

8	Floyd, J.T. **	CB
21	Hemingway, Junior ***	WR
76	Washington, Quinton *DT	

Texas (6)

3	Bellomy, Russell	QB
58	Herron, Brandon ***	LB
33	Hopkins, Stephen *	RB
82	Robinson, Terrence *	WR
22	Stonum, Darryl ***	WR
29	Woolfolk, Troy ***	CB

Virginia (2)

51	Evans, Marell	LB
60	Schwab, Alex	DT

Washington, DC (1)

31	Smith, Christopher	K
----	--------------------	---

Wisconsin (1)

43	Hagerup, Will *	P
----	-----------------	---

HEAD COACH BRADY HOKE



Conference Championships

MAC WEST (2007, 2008)

Coach of the Year Honors

Big Ten - Hayes-Schembechler (2011, Coaches)

Big Ten - Dave McClain (2011, Media)

MWC (2010)

AFCA FBS Region 3 (2008)

MAC (2008)

At a Glance

Born: November 3, 1958 in Kettering, Ohio

High School: Fairmont East (1977)

College: Ball State, B.S., 1982

Wife: Laura

Children: Kelly

Brady Hoke: Head Coach ■ Ball State (1982)

Michigan W-L: 10-2 First Season

Big Ten W-L: 6-2

Brady Hoke was named the 19th head coach in University of Michigan football history on Jan. 11, 2011. A former assistant coach at U-M (1995-2002), Hoke led the Wolverines to a 10-2 record (6-2 Big Ten) in his first season and an at-large BCS berth to the Allstate Sugar Bowl. Hoke had previous head coaching stints at San Diego State from 2009-10, where he earned a 13-12 record, and his alma mater, Ball State, where he went 34-38 from 2003-08. Collectively, Hoke is 57-52 in nine seasons as a head coach.

Hoke's first-season success in Ann Arbor has been acknowledged across the country. He has been named a finalist for three national Coach of the Year awards: Bear Bryant, Eddie Robinson and Liberty Mutual. The Big Ten Conference's coaches voted Hoke as the inaugural recipient of the Hayes-Schembechler Coach of the Year award, while the Big Ten media named him the Dave McClain Coach of the Year.

Michigan's offense averaged 34.2 points per game, which ranked second in the Big Ten, while U-M's defense allowed 17.2 points per game, good for fourth in the league. Four Wolverines earned All-Big Ten distinction in 2011, highlighted by center David Molk, who was named the Rimington-Pace Offensive Lineman of the Year in the conference. Molk also earned the Rimington Trophy as the nation's top center.

With three wins more than the 2010 squad (7-6), the Wolverines tied the second-best win improvement under a first-year Michigan head coach. Fielding Yost's 1901 team had a four-win improvement (11-0) from the 1900 team (7-2-1), while Frank Barbour's 1892 team went 7-5 after a 4-5 season in 1891.

Only the legendary Yost precedes Hoke as a Michigan head coach to win 10 games in his first season. Hoke also became the fifth Big Ten coach to win at least 10 games in his first season as head coach, joining Wisconsin's Bret Bielema (12-1, 2006), Ohio State's Earle Bruce (11-1, 1979), Yost (11-0, 1901) and Minnesota's Henry Williams (10-0-2, 1900). Since 1901, Hoke is the third U-M coach to win his first six games (Fielding Yost-1901, Bennie Oosterbaan-1948). Nationally, Hoke is one of eight coaches to direct a team to a BCS bowl in his first season.

The 2010 Mountain West Conference Coach of the Year, Hoke guided the Aztecs to a 9-4 record, marking the most victories since 1996 (8) while earning the program's first trip to a bowl game in 12 years, a 35-14 victory over Navy. Six of his players earned All-MWC first team in 2010, including running back Ronnie Hillman, the league's Freshman of the Year. Seven additional players earned second team (4) honors and honorable mention (3). In 2009, Hoke's first season at San Diego State, five players were named to All-MWC teams, while 11 were MWC All-Academic selections.

As head coach at Ball State, he mentored players to 35 All-MAC selections in six years en route to a pair of bowl game appearances in 2007 and '08. The 2008 season marked the best season in program history, recording a school-record 12 wins and completing an undefeated Mid-American Conference regular-season campaign.

Collectively, Hoke has 29 years of collegiate coaching experience beginning with assistant positions at Grand Valley State (1983), Western Michigan (1984-86), Toledo (1987-88), Oregon State (1989-94) and Michigan (1995-2002). A defensive line coach at U-M, Hoke was part of three Big Ten champion teams (1997, '98, 2000), including the 1997 national champion and Rose Bowl winning squad. During his tenure, U-M posted a 76-23 overall record, claiming at least 10 victories on four occasions.

A 1982 graduate of Ball State University, Hoke earned four letters (1977-80) with the Cardinals. He was part of the only two teams in Ball State football history to post undefeated conference seasons: as a player in 1978, and as the head coach in 2008. Hoke led Ball State to the 1978 MAC championship, and as a team captain in 1980 earned All-MAC second-team honors. He graduated from Fairmont East High School in Kettering, Ohio, in 1977.

He and his wife, the former Laura Homberger, have one daughter, Kelly.

BRADY HOKE'S YEAR-BY-YEAR COACHING RECORD

YEAR	SCHOOL	RECORD	CONFERENCE RECORD	POST-SEASON
2011	Michigan	10-2	6-2 Big Ten	Sugar Bowl (vs. Virginia Tech)
2010	San Diego State	9-4	5-3 MWC	Poinsettia Bowl (vs. Navy/W, 35-14)
2009	San Diego State	4-8	2-6 MWC	
2008	Ball State	12-1	8-0 MAC	MAC West champion, * Did not coach GMAC Bowl (vs. Tulsa/L, 45-13)
2007	Ball State	7-6	5-2 MAC	MAC West co-champ, International Bowl (vs. Rutgers/L, 52-30)
2006	Ball State	5-7	5-3 MAC	
2005	Ball State	4-7	4-4 MAC	
2004	Ball State	2-9	2-6 MAC	
2003	Ball State	4-8	3-5 MAC	
U-M	1 Season	10-2	6-2 Big Ten	
SDSU	2 Seasons	13-12	7-9 MWC	
BSU	6 Seasons	34-38	27-20 MAC	
TOTAL	9 Seasons	57-52	40-31 Conference	

BRADY HOKE'S MILESTONE WINS

Win	Opponent	Site	Date
1	Ball State 31, Indiana State 7	H	8/28/2003
10	Ball State 26, Eastern Michigan 25	A	11/12/2005
20	Ball State 27, Western Michigan 23	A	10/20/2007
30	Ball State 38, Eastern Michigan 16	H	10/25/2008
40	San Diego State 41, New Mexico St.	A	9/11/2010
50	Michigan 31, Eastern Michigan 3	H	9/17/2011

U-M SUPERLATIVES UNDER BRADY HOKE

Overall:	10-2
At Home:	8-0
On the Road:	2-2
Neutral:	0-0
By Month:	
August:	0-0
September:	4-0
October:	3-1
November:	3-1
December:	0-0
January:	0-0
When Scoring First:	5-1
When Opponent Scored First:	5-1
When Scoring 20 or More Points:	10-0
When Scoring Less Than 20 Points:	0-2
When Leading at the Half:	7-0
When Trailing at the Half:	3-1
When Tied at the Half:	0-1
When Leading after 3 Quarters:	8-0
When Trailing after 3 Quarters:	1-2
When Tied after 3 Quarters:	0-0
When Outrushing the Opponent:	9-0
With 35 or More Rushing Attempts:	8-2
With Less Than 30 Passing Attempts:	9-0
When Leading in Time of Possession:	8-1
When Trailing in Time of Possession:	2-1
On Turf:	9-1
On Grass:	1-1
When Leading in Takeaway/Turnover Ratio:	5-1
When Even in Takeaway/Turnover Ratio:	2-0
When Trailing in Takeaway/Turnover Ratio:	3-1
With an Individual 100-Yard Rusher:	8-0
With an Individual 200-Yard Passer:	2-0
250-Yard Passer:	2-0
With an Individual 100-Yard Receiver:	1-0
With an Individual Opponent 100-Yard Rusher:	3-2
With an Individual Opponent 200-Yard Passer:	4-0
250-Yard Passer:	3-0
With an Individual Opponent 100-Yard Receiver:	3-1



AL BORGES
Offensive Coordinator/QB



GREG MATTISON
Defensive Coordinator



DARRELL FUNK
Offensive Line



JERRY MONTGOMERY
Defensive Line



FRED JACKSON
Running Backs



MARK SMITH
Linebackers



JEFF HECKLINSKI
Wide Receivers



CURT MALLORY
Secondary



ROY MANNING
Graduate Assistant/Offense



AUBREY PLEASANT
Graduate Assistant/Defense



DAN FERRIGNO
Special Teams/Tight Ends



AARON WELLMAN
Strength and Conditioning

RECORD VERSUS OPPONENTS

Conf./Team	Record
Big Ten	
Illinois	1-1
Indiana	1-2
Iowa	0-2
Michigan	0-1
Michigan State	0-1
Minnesota	1-0
Nebraska	1-0
Northwestern	1-0
Ohio State	1-0
Purdue	1-2
Totals	7-9

MAC	
Akron	2-1
Bowling Green	0-3
Buffalo	2-1
Central Florida	1-0
Central Michigan	2-4
Eastern Michigan	5-2
Kent State	3-0
Miami	2-2
Northern Illinois	3-3
Ohio	0-1
Toledo	4-2
Western Michigan	5-2
Totals	29-21

Independent	
Navy	3-0
Notre Dame	1-0

Mountain West	
Air Force	1-1
BYU	0-2
Colorado State	2-0
New Mexico	2-0
San Diego State	1-0
TCU	0-2
UNLV	1-1
Utah	0-2
Wyoming	1-1
Total	8-9

Big 12	
Missouri	0-3
Nebraska	0-1
Totals	0-4

Big East	
Boston College	0-2
Pittsburgh	0-1
Rutgers	0-1
Totals	0-4

ACC	
Boston College	0-1

SEC	
Auburn	0-1

Sun Belt	
Western Kentucky	2-0

PAC 12	
UCLA	0-1

WAC	
Idaho	0-1
New Mexico State	2-0
Utah State	1-0
Total	3-1

FCS	
Nicholls State	1-0
Southern Utah	1-0
Indiana State	1-0
North Dakota State	0-1
Northeastern	1-0
Totals	4-1
Totals	57-52

INDIVIDUAL CAREER BESTS

TOP STATISTICAL LEADERS

Rushing:

2011: Denard Robinson (182 carries, 993 yards, 5.5 avg., 14 TDs)
Career: Denard Robinson (507 carries; 3,046 yards, 6.0 avg., 33 TDs)

Passing:

2011: Denard Robinson (119-220, 1,889 yards, 15 TDs, 14 Ints.)
Career: Denard Robinson (315-542; 4,647 yards, 35 TDs, 29 Ints.)

Receiving:

2011: Junior Hemingway (30 for 591 yards, 19.7 avg., 1 TD)
Career: Roy Roundtree (121 for 1,706 yards, 14.1 avg., 12 TD)

Punt Returns:

2011: Jeremy Gallon (19 for 192 yards, 10.1 avg., 0 TD)
Career: Jeremy Gallon (29 for 235 yards, 8.1 avg., 0 TD)

Kickoff Returns:

2011: Martavious Odoms (13 for 295 yards, 22.7 avg., 0 TD)
Career: Martavious Odoms (48 for 1,066 yards, 22.2 avg., 0 TD)

Field Goals:

2011: Brendan Gibbons (9 for 13, long 42 yards)
Career: Brendan Gibbons (10 for 18, long 42 yards)

Tackles:

2011: Kenny Demens (78; 43 solos, 35 assists)
Career: Jordan Kovacs (251; 142 solos, 109 assists)

Tackles for Loss:

2011: Ryan Van Bergen (10.0 for 49 yards)
Career: Ryan Van Bergen (25.0 for 136 yards)

Sacks:

2011: Ryan Van Bergen (4.5 for 33 yards)
Career: Ryan Van Bergen (13.5 for 108 yards)

Interceptions:

2011: J.T. Floyd (2 for 59 yards)
Career: Jordan Kovacs (4 for 53 yards)

Pass Breakups:

2011: J.T. Floyd (8)
Career: J.T. Floyd (13)

Denard Robinson

Attempts: 29, vs. Connecticut (Sept. 4, 2010)
Yards: 258, at Notre Dame (Sept. 11, 2010)
TDs: 3, twice, last vs. San Diego State (Sept. 24, 2011)
Long: 87, at Notre Dame (Sept. 11, 2010)

Michael Shaw

Attempts: 15, vs. Connecticut (Sept. 4, 2010)
Yards: 126, vs. Massachusetts (Sept. 18, 2010)
TDs: 3, twice, last vs. Illinois (Nov. 6, 2010)
Long: 50, vs. Massachusetts (Sept. 18, 2010)

Vincent Smith

Attempts: 18, at Purdue (Nov. 13, 2010)
Yards: 166, vs. Delaware State (Oct. 17, 2009)
TDs: 2, vs. Bowling Green (Sept. 25, 2010)
Long: 56, at Indiana (Oct. 2, 2010)

Fitzgerald Toussaint

Attempts: 29, vs. Nebraska (Nov. 19, 2011)
Yards: 192, at Illinois (Nov. 12, 2011)
TDs: 2, 4 times, last vs. Ohio State (Nov. 26, 2011)
Long: 65, at Illinois (Nov. 12, 2011)

PASSING

Devin Gardner

Attempts: 10, vs. Bowling Green (Sept. 25, 2010)
Completions: 7, vs. Bowling Green (Sept. 25, 2010)
Yards: 85, vs. Bowling Green (Sept. 25, 2010)
TDs: 1, twice, last at Illinois (Nov. 12, 2011)
Long: 30, vs. Bowling Green (Sept. 25, 2010)

Denard Robinson

Attempts: 40, at Notre Dame (Sept. 11, 2010)
Completions: 24, at Notre Dame (Sept. 11, 2010)
Yards: 338, vs. Notre Dame (Sept. 10, 2011)
TDs: 4, vs. Notre Dame, Sept. 10, 2011
Long: 77, vs. Notre Dame (Sept. 10, 2011)

RECEIVING

Drew Dileo

Catches: 2, twice, last vs. Ohio State (Nov. 26, 2011)
Yards: 32, vs. Ohio State (Nov. 26, 2011)
TDs: 1, twice, last vs. Minnesota (Oct. 1, 2011)
Long: 28, vs. Ohio State (Nov. 26, 2011)

Jeremy Gallon

Catches: 5, at Northwestern (Oct. 8, 2011)
Yards: 79, vs. Purdue (Oct. 29, 2011)
TDs: 1, 4 times, last vs. Nebraska (Nov. 19, 2011)
Long: 64, vs. Notre Dame (Sept. 10, 2011)

Kelvin Grady

Catches: 3, 3 times (last vs. Wisconsin, Nov. 20, 2010)
Yards: 49, vs. Massachusetts (Sept. 18, 2010)
TDs: 1, vs. Delaware State (Oct. 17, 2009)
Long: 43, vs. Massachusetts (Sept. 18, 2010)

Junior Hemingway

Catches: 9, vs. Iowa (Oct. 16, 2010)
Yards: 165, vs. Notre Dame (Sept. 10, 2011)
TDs: 2, twice, last vs. Illinois (Nov. 6, 2010)
Long: 77, vs. Notre Dame (Sept. 10, 2011)

Jeremy Jackson

Catches: 2, twice (last at Ohio State, Nov. 27, 2010)
Yards: 31, at Ohio State (Nov. 27, 2010)
TDs: None
Long: 22, at Ohio State (Nov. 27, 2010)

Kevin Koger

Catches: 4, twice, last vs. Ohio State (Nov. 26, 2011)
Yards: 60, at Penn State (Oct. 30, 2010)
TDs: 1, 9 times, last vs. Ohio State (Nov. 26, 2011)
Long: 60, at Penn State (Oct. 30, 2010)

John McColgan

Catches: 1, 2 times, last vs. Notre Dame (Sept. 10, 2011)
Yards: 15, vs. Notre Dame (Sept. 10, 2011)
TDs: 1, vs. Bowling Green (Sept. 25, 2010)
Long: 15, vs. Notre Dame (Sept. 10, 2011)

Martavious Odoms

Catches: 7, 3 times, last at Notre Dame (Sept. 11, 2010)
Yards: 129, vs. Illinois (Oct. 4, 2008)
TDs: 1, 5 times, last vs. Ohio State (Nov. 26, 2011)
Long: 50, vs. Miami (OH) (Sept. 6, 2008)

Roy Roundtree

Catches: 10, vs. Purdue (Nov. 7, 2009)
Yards: 246, vs. Illinois (Nov. 6, 2010)
TDs: 2, vs. Illinois (Nov. 6, 2010)
Long: 76, at Illinois (Oct. 31, 2009)

Michael Shaw

Catches: 3, twice, last at Notre Dame (Sept. 11, 2010)
Yards: 28, at Notre Dame (Sept. 11, 2010)
TDs: 1, vs. Utah (Aug. 30, 2008)
Long: 16, vs. Connecticut (Sept. 4, 2010)

Vincent Smith

Catches: 7, at Wisconsin (Nov. 14, 2009)
Yards: 54, at Wisconsin (Nov. 14, 2009)
TDs: 1, 6 times, last vs. Minnesota (Oct. 1, 2011)
Long: 28, vs. Minnesota (Oct. 1, 2011)

DEFENSE

Courtney Avery

Tackles: 7, vs. Wisconsin (Nov. 20, 2010)
Solos: 5, at Purdue (Nov. 13, 2010)
Asst: 4, vs. Wisconsin (Nov. 20, 2010)
TFLs: 1.0, vs. Nebraska (Nov. 19, 2011)
Sacks: 0.5, vs. Purdue (Oct. 29, 2011)
Int.: 1, twice, last vs. Ohio State (Nov. 26, 2011)
FR: 1, twice, last vs. Nebraska (Nov. 19, 2011)
PBUs: 2, vs. Bowling Green (Sept. 25, 2010)

Blake Countess

Tackles: 7, vs. San Diego State (Sept. 24, 2011)
Solos: 5, vs. San Diego State (Sept. 24, 2011)
Asst: 3, at Michigan State (Oct. 15, 2011)
TFLs: 1, vs. Purdue (Oct. 29, 2011)
Sacks: None
Int.: None
FR: None
PBUs: 2, vs. Minnesota (Oct. 1, 2011)

Kenny Demens

Tackles: 13, vs. Wisconsin (Nov. 20, 2010)
Solos: 6, at Purdue (Nov. 13, 2010)
Asst: 8, twice, last at Iowa (Nov. 5, 2011)
TFLs: 1, 5 times, last at Illinois (Nov. 12, 2011)
Sacks: 1, twice, last at Illinois (Nov. 12, 2011)
Int.: None
FR: None
PBUs: 1, vs. Illinois (Nov. 6, 2010)

RUSHING

Devin Gardner

Attempts: 6, 3 times, last at Michigan State (Oct. 15, 2011)
Yards: 39, vs. Minnesota (Oct. 1, 2011)
TDs: 1, twice, last at Northwestern (Oct. 8, 2011)
Long: 15, vs. Minnesota (Oct. 1, 2011)

Kelvin Grady

Attempts: 1, twice (last at Purdue, Nov. 13, 2010)
Yards: 13, at Purdue (Nov. 13, 2010)
TDs: None
Long: 13, at Purdue (Nov. 13, 2010)

Stephen Hopkins

Attempts: 8, twice, last at Purdue (Nov. 13, 2010)
Yards: 45, vs. Illinois (Nov. 6, 2010)
TDs: 1, four times, last at Purdue (Nov. 13, 2010)
Long: 32, vs. Illinois (Nov. 6, 2010)

J.B. Fitzgerald

Tackles: 5, vs. Delaware State (Oct. 17, 2009)
 Solos: 4, twice, last at Purdue (Nov. 13, 2010)
 Asst: 3, at Penn State (Oct. 30, 2010)
 TFLs: 2, vs. Purdue (Nov. 7, 2009)
 Sacks: None
 Int.: None
 FR: None
 PBUs: None

J.T. Floyd

Tackles: 13, twice, last vs. Michigan State (Oct. 9, 2010)
 Solos: 10, vs. Michigan State (Oct. 9, 2010)
 Asst: 6, at Indiana (Oct. 2, 2010)
 TFLs: 1, twice, last vs. Michigan State (Oct. 9, 2010)
 Sacks: None
 Int.: 1, 3 times, last at Illinois (Nov. 12, 2011)
 FR: None
 PBUs: 2, 3 times, last at Illinois (Nov. 12, 2011)

Cameron Gordon

Tackles: 15, at Indiana (Oct. 2, 2010)
 Solos: 12, at Indiana (Oct. 2, 2010)
 Asst: 5, twice, last vs. Illinois (Nov. 6, 2010)
 TFLs: 1, twice, last at Ohio State (Nov. 27, 2010)
 Sacks: None
 Int.: 1, twice, last at Indiana (Oct. 2, 2010)
 FR: 2, at Purdue (Nov. 13, 2010)
 PBUs: 1, five times, last vs. Illinois (Nov. 6, 2010)

Thomas Gordon

Tackles: 8, vs. Western Michigan (Sept. 3, 2011)
 Solos: 6, vs. San Diego State (Sept. 24, 2011)
 Asst: 3, 3 times, last vs. Purdue (Oct. 29, 2011)
 TFLs: 2, at Notre Dame (Sept. 11, 2010)
 Sacks: 1, twice (last at Penn State, Oct. 30, 2010)
 Int.: 1, vs. Eastern Michigan (Sept. 17, 2011)
 FR: 1, 4 times, last at Illinois (Nov. 12, 2011)
 PBUs: 1, twice, last at Illinois (Nov. 12, 2011)

Brandin Hawthorne

Tackles: 10, vs. Eastern Michigan (Sept. 17, 2011)
 Solos: 7, vs. Eastern Michigan (Sept. 17, 2011)
 Asst: 5, at Northwestern (Oct. 8, 2011)
 TFLs: 1, twice, last vs. Eastern Michigan (Sept. 17, 2011)
 Sacks: 1, vs. Purdue (Oct. 29, 2011)
 Int.: 1, at Northwestern (Oct. 8, 2011)
 FR: None
 PBUs: 1, vs. Notre Dame (Sept. 17, 2011)

Brandon Herron

Tackles: 8, vs. Western Michigan (Sept. 3, 2011)
 Solos: 3, twice (last vs. Connecticut, Sept. 4, 2010)
 Asst: 7, vs. Western Michigan (Sept. 3, 2011)
 TFLs: 0.5, twice (last vs. Penn State, Oct. 24, 2009)
 Sacks: None
 Int.: 1, vs. Western Michigan (Sept. 3, 2011)
 FR: 1, twice, last vs. Western Michigan (Sept. 3, 2011)
 PBUs: None

Jordan Kovacs

Tackles: 17, twice, (last at Ohio State, Nov. 27, 2010)
 Solos: 9, at Ohio State (Nov. 27, 2010)
 Asst: 10, at Michigan State (Oct. 3, 2009)
 TFLs: 2.5, twice, last vs. Iowa (Oct. 16, 2010)
 Sacks: 2, vs. Western Michigan (Sept. 3, 2011)
 Int.: 1, 3 times, last at Ohio State (Nov. 27, 2010)
 FR: 1, twice, last at Michigan State (Oct. 15, 2011)
 PBUs: 1, twice, last vs. Western Michigan (Sept. 3, 2011)

Mike Martin

Tackles: 10, at Wisconsin (Nov. 14, 2009)
 Solos: 9, at Wisconsin (Nov. 14, 2009)
 Asst: 6, twice, last at Illinois (Nov. 12, 2011)
 TFLs: 3, at Wisconsin (Nov. 14, 2009)
 Sacks: 2, vs. Purdue (Oct. 2, 2010)
 Int.: None
 FR: None
 PBUs: None

Desmond Morgan

Tackles: 10, vs. Ohio State (Nov. 26, 2011)
 Solos: 4, twice, last at Illinois (Nov. 12, 2011)
 Asst: 7, vs. Ohio State (Nov. 26, 2011)
 TFLs: 1.5, vs. Ohio State (Nov. 26, 2011)
 Sacks: 1, vs. Ohio State (Nov. 26, 2011)
 Int.: None
 FR: 1, at Michigan State (Oct. 15, 2011)
 PBUs: 1, at Iowa (Nov. 5, 2011)

Craig Roh

Tackles: 7, vs. Eastern Michigan (Sept. 19, 2009)
 Solos: 5, vs. Illinois (Nov. 6, 2010)
 Asst: 5, vs. Eastern Michigan (Sept. 19, 2009)
 TFLs: 2, 5 times, last at Michigan State (Oct. 15, 2011)
 Sacks: 1, 4 times, last at Iowa (Nov. 5, 2011)
 Int.: 1, vs. Eastern Michigan (Sept. 19, 2009)
 FR: None
 PBUs: 2, at Michigan State (Oct. 3, 2009)

Jake Ryan

Tackles: 5, vs. San Diego State (Sept. 24, 2011)
 Solos: 4, vs. San Diego State (Sept. 24, 2011)
 Asst: 3, vs. Purdue (Oct. 29, 2011)
 TFLs: 1, 5 times, last vs. Purdue (Oct. 29, 2011)
 Sacks: 1, vs. Minnesota (Oct. 1, 2011)
 Int.: None
 FR: 2, vs. San Diego State (Sept. 24, 2011)
 PBUs: None

Ryan Van Bergen

Tackles: 7, twice, last vs. Ohio State (Nov. 26, 2011)
 Solos: 5, 3 times, last vs. Ohio State (Nov. 26, 2011)
 Asst: 5, vs. Indiana (Sept. 26, 2009)
 TFLs: 3, twice, last at Illinois (Nov. 12, 2011)
 Sacks: 2.5, at Illinois (Nov. 12, 2011)
 Int.: None
 FR: 1, 3 times, last vs. Nebraska (Nov. 19, 2011)
 PBUs: 2, vs. Indiana (Sept. 26, 2009)

Troy Woolfolk

Tackles: 8, vs. Notre Dame (Sept. 12, 2009)
 Solos: 5, twice, (last vs. Ohio State, Nov. 21, 2009)
 Asst: 5, at Iowa (Nov. 5, 2011)
 TFLs: None
 Sacks: None
 Int.: None
 FR: None
 PBUs: 2, vs. Eastern Michigan (Oct. 6, 2007)

PUNT RETURNS

Drew Dileo

Returns: 1, 3 times, last vs. Eastern Michigan (Sept. 17, 2011)
 Yards: 15, vs. Bowling Green (Sept. 25, 2010)
 TDs: None
 Long: 15, vs. Bowling Green (Sept. 25, 2010)

Jeremy Gallon

Returns: 4, twice, last vs. Nebraska (Nov. 19, 2011)
 Yards: 62, at Illinois (Nov. 12, 2011)
 TDs: None
 Long: 32, at Illinois (Nov. 12, 2011)

Martavious Odoms

Returns: 4, vs. Delaware State (Oct. 17, 2009)
 Yards: 82, at Purdue (Nov. 1, 2008)
 TDs: 1, at Purdue (Nov. 1, 2008)
 Long: 73, at Purdue (Nov. 1, 2008)

KICK RETURNS

Drew Dileo

Returns: 6, at Ohio State (Nov. 27, 2010)
 Yards: 118, at Ohio State (Nov. 27, 2010)
 TDs: None
 Long: 34, vs. Wisconsin (Nov. 20, 2010)

Jeremy Gallon

Returns: 7, vs. Illinois (Nov. 6, 2010)
 Yards: 139, vs. Illinois (Nov. 6, 2010)
 TDs: None
 Long: 47, at Penn State (Oct. 30, 2010)

Kelvin Grady

Returns: 3, vs. Western Michigan (Sept. 3, 2011)
 Yards: 57, vs. Western Michigan (Sept. 3, 2011)
 TDs: None
 Long: 14, vs. Indiana (Sept. 26, 2009)

Martavious Odoms

Returns: 7, vs. Illinois (Oct. 4, 2008)
 Yards: 183, vs. Illinois (Oct. 4, 2008)
 TDs: None
 Long: 36, vs. Illinois (Oct. 4, 2008)

Vincent Smith

Returns: 5, vs. Notre Dame (Sept. 10, 2011)
 Yards: 98, vs. Notre Dame (Sept. 10, 2011)
 TDs: None
 Long: 24, vs. Notre Dame (Sept. 10, 2011)

KICKING

Brendan Gibbons

Points: 16, vs. Minnesota (Oct. 1, 2011)
 FG Att.: 3, vs. Minnesota (Oct. 1, 2011)
 FG Made: 3, vs. Minnesota (Oct. 1, 2011)
 PATs: 7, vs. Minnesota (Oct. 1, 2011)
 Long FG: 43, vs. Ohio State (Nov. 26, 2011)

Will Hagerup

Punts: 9, at Notre Dame (Sept. 11, 2010)
 Yards: 345, at Notre Dame (Sept. 11, 2010)
 Average: 51.0, vs. Connecticut (Sept. 4, 2010)
 50+: 2, 3 times (last vs. Michigan State, Oct. 9, 2010)
 I-20: 3, at Michigan State, Oct. 15, 2011)
 Long: 72, at Purdue (Nov. 13, 2010)

Matt Wile

Punts: 5, vs. Notre Dame (Sept. 10, 2011)
 Yards: 196, vs. San Diego State (Sept. 24, 2011)
 Average: 49.0, vs. San Diego State (Sept. 24, 2011)
 50+: 1, vs. San Diego State (Sept. 24, 2011)
 I-20: 2, vs. San Diego State (Sept. 24, 2011)
 Long: 51, vs. San Diego State (Sept. 24, 2011)

MICHIGAN STADIUM



Top 5 College Football Stadiums

School	Stadium	Capacity
Michigan	Michigan	109,901
Penn State	Beaver	106,572
Tennessee	Neyland	102,455
Ohio State	Ohio	102,329
Alabama	Bryant-Denny	101,821

Top 10 Stadium Crowds

Game	Year	Attendance
Notre Dame	2011	114,804*
Ohio State	2011	114,132
Nebraska	2011	113,718
Connecticut	2010	113,090
Michigan State	2010	113,065
Iowa	2010	112,784
Wisconsin	2010	112,276
Ohio State	2003	112,118
Purdue	2011	112,115
Notre Dame	2003	111,726

* NCAA single-game record.

Michigan Stadium -- 1927-2011 (85 Years)

The football program is in its 85th season in the "Big House" in 2011, with a 392-120-15 all-time record at Michigan Stadium. The largest college football stadium in the country, it was completed in 1927 at a cost of \$950,000, initially seating 72,000 fans. Michigan won the first game played at Michigan Stadium, defeating Ohio Wesleyan, 33-0, on Oct. 1, 1927. The stadium was officially dedicated on Oct. 22, 1927, with a 21-0 shutout over Ohio State.

Since that inaugural season, the capacity of Michigan Stadium has increased nine times to its present 109,901. The Wolverines have led the nation in attendance 36 times in the past 37 years, and reestablished the NCAA single-game attendance record at 114,804 fans against Notre Dame in the first night game ever in Michigan Stadium. The previous mark was 113,090 fans against Connecticut during the 2010 rededication of Michigan Stadium.

Michigan has drawn crowds of 100,000-plus for 238 consecutive games. On football Saturdays in Ann Arbor, Michigan Stadium ranks as the fourth-largest "city" in the state of Michigan.

The Wolverines drew 897,431 fans for their eight-game home schedule in 2011. The eight-game average of 112,179 broke Michigan's NCAA record of 111,825 fans per contest set during the 2010 season.

Michigan Stadium was the only college-owned football facility with a video scoreboard above both end zones. It was also the first stadium to use electronic scoreboards for official time when, in 1930, two were installed.

CAPACITY: 109,901 -- the largest college-owned structures of its kind designed solely for football -- closer to the playing field with no running track -- no posts or other obstructions.

COMPLETION: 1927 --- at a cost in excess of \$950,000 to seat 72,000 spectators. Capacity raised to 84,401 by addition of temporary wooden bleachers until 1949 when permanent steel stands replaced the wooden bleachers, increasing the capacity to 97,239. Seating capacity then raised to 101,001 in 1956, 101,701 in 1973, 102,501 in 1992 and 107,501 in 1998.

FIRST GAME: October 1, 1927 -- Michigan led by Captain Bennie Oosterbaan, defeated Ohio Wesleyan, 33-0. LaVerne (Kip) Taylor, Michigan end, scored first in the stadium on a 28-yard pass from halfback Louis Gilbert.

DEDICATION GAME: October 22, 1927 -- Michigan defeated Ohio State, 21-0.

REDEDICATION GAME: September 4, 2010 -- Michigan defeated Connecticut, 30-10.

ATTENDANCE: Since 1927 -- 44,501,581 fans have watched the Wolverines play 527 games. Stadium attendance record of 106,982 set Nov. 22, 1997 against Ohio State. Since expansion of the "Big House" in 1998, and the rededication in 2010, the single-game attendance record is 114,804 set against Notre Dame on Sept. 10, 2011. The NCAA season record of 897,431 set in 2011.

FIELD: 360 x 160 feet -- Installed new FieldTurf in 2010. The original FieldTurf surface was installed in 2003, returning Michigan to an artificial surface for the first time since the 1990 season. Installed Prescription Athletic Turf in 1991, giving Michigan its first natural grass field since 1968. Field was also lowered 3-1/2 feet allowing better sightlines for those seated in the lower rows.

Michigan Stadium Milestone Games

No.	Date	Opponent	Result	Score
1	Oct. 1, 1927	Ohio Wesleyan	W	33-0
50	Nov. 2, 1935	Pennsylvania	W	16-6
100	Sept. 15, 1945	Great Lakes	W	27-2
200	Oct. 14, 1961	Michigan State	L	0-28
250	Oct. 11, 1969	Purdue	W	31-20
300	Sept. 24, 1977	Navy	W	14-7
400	Sept. 11, 1993	Notre Dame	L	23-27
500	Sept. 27, 2008	Wisconsin	W	27-25

Michigan Stadium Milestone Wins

No.	Date	Opponent	Score
1	Oct. 1, 1927	Ohio Wesleyan	33-0
50	Sept. 27, 1941	Michigan State	19-7
100	Oct. 11, 1952	Indiana	28-13
200	Oct. 18, 1975	Northwestern	69-0
250	Oct. 27, 1984	Illinois	26-18
300	Aug. 26, 1995	Virginia	18-17
350	Oct. 25, 2003	Purdue	31-3

University of Michigan Home Stadiums

Stadium	Years	Games	Win	Loss	Tie	Capacity (Yr)
Ann Arbor Sites	1883-1892	18	17	1	0	
Regents Field.....	1893-1905	92	87	2	3	400 (1893) 800 (1896)
Ferry Field.....	1906-1926	104	88	14	2	18,000 (1906) 25,000 (1914) 40,000 (1921) 46,000 (1926)
Michigan Stadium.....	1927-2011	527	392	120	15	72,000 (1927) 84,401 (1927) 85,753 (1928) 97,239 (1949) 101,001 (1956) 101,701 (1973) 102,501 (1992) 107,501 (1998) 106,201 (2008) 109,901 (2010)
Total Ann Arbor Record		741	584	137	20	
In Detroit	1879-1901	18	12	5	1	
Total Home Record		759	596	142	21	

100,000-Plus Crowds at Michigan Stadium

The football program has played 238 consecutive home games in front of crowds in excess of 100,000. The last time Michigan did not have 100,000 in attendance in Michigan Stadium was on Oct. 25, 1975 vs. Indiana. A crowd of 93,857 was on hand for the 55-7 Michigan victory.

Since then, Michigan has set numerous NCAA attendance marks and the Wolverines have led the nation for 36 of the past 37 seasons in attendance.

**GAME 1:
Western Michigan at
Michigan
Michigan Stadium
September 3, 2011
110, 506**

1st ...2nd ...3rd ...4th ...FINAL
Western Michigan 730N 10
Michigan 0 20 14 N 34

ANN ARBOR, Mich. -- Senior weakside line-backer Brandon Herron (Stafford, Texas/Dulles) became the first Wolverine in school history to post two defensive scores in a single contest, helping lead the University of Michigan football to a 34-10 win over Western Michigan in the 2011 season opener, which was declared final with 1:27 in the third quarter due to weather on Saturday (Sept. 3) inside Michigan Stadium. The victory is head coach Brady Hoke's first at the helm of the Michigan program.

Although the opening kickoff featured 90-degree heat and sunny skies, storms from the southwest rolled over Michigan Stadium in the second half. The game was suspended twice in the third quarter after lightning was spotted within six miles of the stadium. The first suspension resulted in only a 30-minute delay, but the bleak outlook of the second suspension forced Michigan and Western Michigan officials to call the game with 1:27 left in the third quarter and declare the Wolverines the winner. This is the first Michigan football game to end before all 60 minutes of regulation have been played.

Herron, who racked up a career-high eight tackles, returned both an interception and a fumble to the south end zone for touchdowns. His 94-yard interception return for a touchdown midway through the second quarter was the longest interception return in program history, besting Ken Tureaud's 92-yarder in 1961. Senior/junior safety Jordan Kovacs (Curtice, Ohio/Clay) led the defense in tackles (10), TFLs (two) and sacks (two), and registered the forced fumble that led to Herron's second touchdown.

On the offensive side of the ball, junior/sophomore running back Fitzgerald Toussaint (Youngstown, Ohio/Liberty) -- in his first career start -- recorded 11 carries for a career-high 80 yards and a career-best two touchdowns. Both of Toussaint's scores were from within two yards of the goal line (one yard, two yard). He also registered a 43-yard run late in the third quarter that set up senior running back Michael Shaw's (Trotwood, Ohio/Trotwood-Madison) 44-yard touchdown sprint -- the longest of touchdown of his career -- two plays later for Michigan's final touchdown.


After Western Michigan scored on its opening drive with a one-yard rushing touchdown on fourth down, Michigan countered with a one-yard touchdown run by Toussaint on the ensuing possession. Toussaint earned six carries on the 16-play scoring drive, including a key three-yard run on fourth-and-one to the WMU 16-yard line to extend the possession. Junior quarterback Denard Robinson (Deerfield Beach, Fla./Deerfield Beach) was perfect in his first drive of the 2011 campaign, completing 5-of-5 passes for 33 yards and adding 26 yards on the ground.

The Broncos had two opportunities to retake the lead, but first missed a 38-yard field goal wide right and, after maneuvering the way down to the U-M four-yard line, sophomore/freshman outside linebacker Jake Ryan (Westlake, Ohio/St. Ignatius) broke through the Broncos' offensive line and deflected the intended pass straight up into the air and into the waiting arms of Herron, who tip-toed the right sideline before hurrying down field with a convoy of Michigan defenders for a 94-yard return for a touchdown, giving the Wolverines their first lead of the game, 14-7, with 6:58 remaining in the second quarter.

U-M then forced a three-and-out to set up Toussaint's second touchdown late in the second half -- a two-yard dive up the middle. Robinson connected with junior/sophomore wide receiver Jeremy Gallon (Apopka, Fla./Apopka) and senior/junior wide receiver Roy Roundtree (Trotwood, Ohio/Trotwood-Madison) on both his pass attempts, before four straight Michigan carries covered the final 22 yards into the end zone, including a Robinson 10-yard dance and weave through the WMU defense for a first down.

Western Michigan added a 36-yard field goal with 43 seconds left to cut the Wolverines' lead to 20-10 heading into halftime.

Kovacs made the play of the second half when he stormed in on a blitz and lit up the WMU quarterback, forcing a fumble. Herron picked up the loose ball, his second career fumble recovery, and thundered 28 yards into the end zone for his second defensive score of the game for a 27-10 Michigan advantage. The Wolverines followed the defensive score with the long touchdown run by Shaw to take a 24-point lead, and were driving again late in the third quarter, after fifth-year senior defensive end Ryan Van Bergen (Whitehall, Mich./Whitehall) recovered a Western Michigan fumbled snap, when the officials issued the second weather-related suspension, ultimately ending the game.



SCORING SUMMARY

First Quarter

WMU: SCRIVEN, A. 1 yd run (POTTER, J. kick)

Second Quarter

MICH: Toussaint, F. 1 yd run (Gibbons, B. kick)

MICH: Herron, Brandon 94 yd interception return (Gibbons, B. kick)

MICH: Toussaint, F. 2 yd run (Gibbons, B. kick blocked)

WMU: POTTER, J. 36 yd field goal

Third Quarter

MICH: Herron, Brandon 29 yd fumble recovery (Gibbons, B. kick)

MICH: Shaw, Michael 44 yd run (Gibbons, B. kick)

TEAM STATISTICS


Category	WMU	U-M
FIRST DOWNS	17	17
RUSHES-YARDS (NET)	25-96	26-190
PASSING YDS (NET)	183	98
Passes Att-Comp-Int	31-22-1	13-9-0
TOTAL OFFENSE	56-279	39-288
Fumble Returns-Yards	0-0	1-29
Punt Returns-Yards	2-16	1-5
Kickoff Returns-Yards	6-188	3-57
Interceptions-Yards	0-0	1-94
Punts (Number-Avg)	2-46.5	2-41.0
Fumbles-Lost	3-2	1-0
Penalties-Yards	8-50	1-5
Possession Time	25:18	18:15
Third-Down Conv.	6 of 11	3 of 6
Fourth-Down Conv.	1 of 1	1 of 1
Red-Zone	2-3	2-2

INDIVIDUAL STATISTICS

RUSHING: Western Michigan-DRAKE, Tevin 10-65; FIELDS, Brian 1-14; PONDER, Ansel 1-11; SCRIVEN, Antoin 3-6; CHANCE, Dareyon 1-0; CARDER, Alex 9-0. **MICH**-Toussaint Fitzgerald 11-80; Shaw, Michael 4-54; Robinson, Denard 8-46; Smith, Vincent 2-11; TEAM 1-minus 1.

PASSING: Western Michigan-CARDER, Alex 22-31-1-183. **MICH**-Robinson, Denard 9-13-0-98.

RECEIVING: Western Michigan-WHITE, Jordan 12-119; RAVENELL, Chleb 4-30; ARNHEIM, Robert 3-11; DRAKE, Tevin 1-12; CHANCE, Dareyon 1-7; MONETTE, Eric 1-4. **MICH**-Koger, Kevin 2-16; Gallon, Jeremy 2-14; Roundtree, Roy 2-13; Hemingway, Junior 1-37; Grady, Kelvin 1-15; Dileo, Drew 1-3.



GAME 2:
Notre Dame at Michigan
Michigan Stadium
September 10, 2011
114, 804

1st ...2nd... 3rd....4th...FINAL
 Notre Dame..... 14.....3.....7 731
 Michigan.....0.....7.....028.....35

ANN ARBOR, Mich. -- For the third straight season, the University of Michigan football team overtook Notre Dame in the final 30 seconds, as junior quarterback Denard Robinson (Deerfield Beach, Fla./Deerfield Beach) completed a 16-yard pass to senior/junior wide receiver Roy Roundtree (Trotwood, Ohio/Trotwood-Madison) with two seconds remaining to give the Wolverines a 35-31 comeback victory in the Under the Lights contest on Saturday (Sept. 10) inside Michigan Stadium. In front of a record crowd of 114,804 fans, the Wolverines clawed their way back into the game from a 14-0 deficit in the first quarter, tallying 28 fourth-quarter points.

Robinson completed 11 passes for 338 yards and four touchdowns. He also ran for one more score to go with a team-high 108 yards rushing. The lead changed three times in the final minute and a half of the contest, before U-M scored the go-ahead touchdown to end a 30-second, 80-yard drive.

Fifth-year senior wide receiver Junior Hemingway (Conway, S.C./Conway), who dons the No. 21 jersey, accumulated 165 yards receiving on three catches, including a career-long 77-yard catch that resulted in a U-M touchdown on the next snap. Hemingway scored the first receiving touchdown of the 2011 season on the same night former Wolverine wide receiver and Heisman winner Desmond Howard, who wore the No. 21 jersey from 1988-91, was honored during the pre-game ceremony as the first-ever Michigan Football Legend.

The U-M offense was stagnant in the first quarter, registering only 27 yards of offense, while the Fighting Irish got off to a fast start, driving down the field on their first two drives -- 57 and 83 yards, respectively -- to take a 14-0 lead.

The Wolverines swung momentum in their favor early in the second quarter when senior/junior safety Jordan Kovacs (Curtice, Ohio/Clay) recorded his fourth career interception, stepping in front of Notre Dame wideout Michael Floyd, who finished with 13 catches for 159 yards, near the sidelines to pick off Notre Dame sophomore quarterback Tommy Rees' third-down throw. Two plays later, the Maize and Blue's aerial attack got back on track. Rolling out to the right, Robinson threw

an underthrown ball to a streaking Hemingway down the left sideline. Hemingway broke off his route at the three-yard line, jumped in the air for the catch and lunged for the pylon for a 43-yard touchdown to cut Notre Dame's lead in half, 14-7.

The Michigan defense made another big stop on Notre Dame's ensuing drive when senior/junior cornerback J.T. Floyd (Greenville, S.C./J.L. Mann) notched the Wolverines' second interception of the night. Floyd picked off Rees' forced pass near the goal line and returned it to the U-M 18-yard line. The Wolverines did not capitalize on the turnover, punting the ball back to the Fighting Irish three plays later and Notre Dame tacked on a 38-yard field goal to take a 17-7 lead into halftime.

The second half opened with the Fighting Irish driving the football into Michigan territory twice, but the Maize and Blue defense forced a punt and a fumble. However, Notre Dame extended its lead to 17 points on its next drive with a 15-yard touchdown pass from Rees to sophomore wide receiver T.J. Jones on third-and-nine with 2:13 left in the third quarter.

The Wolverines responded immediately, as Robinson's 77-yard pass-and-catch with Hemingway brought Michigan to the Notre Dame six-yard line. On the ensuing snap, Robinson picked up a Michigan fumble at the one-yard line on the first play of the fourth quarter and scampered into the end zone untouched to cut Notre Dame's lead to 24-14.

The Wolverines' comeback continued when junior/sophomore linebacker Brandin Hawthorne (Pahokee, Fla./Pahokee) made plays on each snap of Notre Dame's ensuing three-and-out, including a pass breakup and tackle for loss (three yards). Michigan made it a one-possession game five plays later when Robinson lobbed a 14-yard touchdown pass to junior/sophomore wide receiver Jeremy Gallon (Apopka, Fla./Apopka) in the back right of the end zone.

The defense came up big once again when fifth-year defensive end Ryan Van Bergen (Whitehall, Mich./Whitehall) picked up a fumble by Rees on the Michigan nine-yard line, and then forced Notre Dame to a three-and-out on the Fighting Irish's next possession.

The Wolverines then charged 58 yards down the field over five plays, ending the series when junior running back Vincent Smith (Pahokee, Fla./Pahokee) hauled in a screen pass from Robinson and dodged 21 yards through defenders to give Michigan a three-point lead with 1:12 remaining.

The Irish mounted a rally of their own in a 42-second series that concluded with a 29-yard completion to Riddick for the touchdown with 30 seconds left. Michigan completed its comeback on the ensuing drive with Robinson's 16-yard reception to Roundtree for the game-winning score.

SCORING SUMMARY

- First Quarter**
 ND: RIDDICK 7 yd pass from REES (RUFFER kick)
 ND: WOOD 4 yd run (RUFFER kick)
Second Quarter
 MICH: Hemingway 43 yd pass from Robinson (Gibbons kick)
 ND: RUFFER 38 yd field goal
Third Quarter
 ND: JONES 15 yd pass from REES (RUFFER kick)
Fourth Quarter
 MICH: Robinson 1 yd run (Gibbons kick)
 MICH: Gallon 14 yd pass from Robinson (Gibbons kick)
 MICH: Smith 21 yd pass from Robinson (Gibbons, kick)
 ND: RIDDICK 29 yd pass from REES (RUFFER kick)
 MICH: Roundtree 16 yd pass from Robinson (Gibbons kick)

TEAM STATISTICS

Category	ND	U-M
FIRST DOWNS	28	16
RUSHES-YARDS (NET)	33-198	26-114
PASSING YDS (NET)	315	338
Passes Att-Comp-Int	39-27-2	24-11-3
TOTAL OFFENSE	72-513	50-452
Fumble Returns-Yards	0-0	0-0
Punt Returns-Yards	3-10	1-21
Kickoff Returns-Yards	6-89	5-98
Interceptions-Yards	3-0	2-18
Punts (Number-Avg)	4-33.5	5-38.6
Fumbles-Lost	4-3	1-0
Penalties-Yards	9-75	9-82
Possession Time	37:01	22:59
Third-Down Conv.	8 of 14	3 of 9
Fourth-Down Conv.	0 of 0	0 of 0
Red-Zone	3-5	3-3

INDIVIDUAL STATISTICS

RUSHING: Notre Dame-WOOD, Cierre 25-134; GRAY, Jonas 6-66; REES, Tommy 2-minus 2.
MICH-Robinson, Denard 16-108; Hopkins, Stephen 5-10; Smith, Vincent 1-3; Shaw, Michael 2-minus 3; TEAM 2-minus 4.

PASSING: Notre Dame-REES, Tommy 27-39-2-315. **MICH**-Robinson, Denard Robinson, Denard 11-24-3-338.

RECEIVING: Notre Dame-FLOYD, Michael 13-159; RIDDICK, Theo 6-62; EIFERT, Tyler 4-51; JONES, TJ 3-28; GRAY, Jonas 1-15. **MICH**-Hemingway, Junior 3-165; Gallon, Jeremy 2-78; Smith, Vincent 2-26; Grady, Kelvin 1-27; Roundtree, Roy 1-16; McColgan, John 1-15; Koger, Kevin 1-11.

**GAME 3:
Eastern Michigan at
Michigan
Michigan Stadium
September 17, 2011
110,343**

1st...2nd...3rd...4th...FINAL

Eastern Michigan... 0 3 0 0 3

Michigan..... 0 14 14 3 31

ANN ARBOR, Mich. -- Junior quarterback Denard Robinson (Deerfield Beach, Fla./Deerfield Beach) and junior running back Vincent Smith (Pahokee, Fla./Pahokee) each eclipsed 100 yards rushing as the University of Michigan football team ran over Eastern Michigan, 31-3, on Saturday (Sept. 17) at Michigan Stadium. Robinson neared his career high in rushing attempts with 26, amassing 198 yards and a touchdown, while Smith ran the ball nine times for 118 yards.

The Wolverines piled up 376 rushing yards (2 TDs), the most since registering 466 rushing yards against Bowling Green last season. Robinson and Smith became the first Wolverines to both eclipse 100 rushing yards in the same game since Robinson and senior running back Michael Shaw (Trotwood, Ohio/Trotwood-Madison) accomplished the feat last season against Massachusetts. Junior/sophomore tailback Fitzgerald Toussaint (Youngstown, Ohio/Liberty) added 11 carries for 46 yards and punched in a one-yard touchdown in the third quarter.

Robinson completed 7-of-18 passes for 95 yards but still managed to throw for two touchdowns, connecting with senior tight end Kevin Koger (Toledo, Ohio/Whitmer) in the second quarter for Michigan's first touchdown and sophomore wide receiver Drew Dileo (Greenwell Springs, La./Parkview Baptist) in the third quarter. Junior/sophomore wide-out Jeremy Gallon (Apopka, Fla./Apopka) was Robinson's favorite target, grabbing three passes for a team-high 43 yards.

On defense, junior/sophomore safety Thomas Gordon (Detroit, Mich./Cass Technical) tallied his first career fumble recovery and first career interception while adding six tackles. Both of Gordon's takeaways keyed U-M's first-half defense. In his first career start, junior outside linebacker Brandin Hawthorne (Pahokee, Fla./Pahokee) earned his first double-digit tackle performance with a team-high 10 stops, including a tackle-for-loss. Junior Craig Roh (Scottsdale, Ariz./Chaparral) made five tackles, including his first sack of the season, and sophomore Jibreel Black (Cincinnati, Ohio/Wyoming) registered four tackles and his first career forced fumble.

Michigan only tallied 32 total offensive yards in the first quarter while allowing Eastern Michigan to gain 122 yards on the ground. The Eagles moved the ball into red zone on two early drives, but EMU could only put three points on the scoreboard. On the first drive, Eastern Michigan opted to go for the end zone on fourth-and-goal from the one-yard line, but senior/junior safety Jordan Kovacs (Curtice, Ohio/Clay) stuffed the leaping Eagles ball carrier short of the goal line to force a turnover on downs. EMU stalled at the four-yard line on the second drive and kicked a 21-yard field goal for a 3-0 lead to start the second quarter.

The game began to turn in Michigan's favor early in the second quarter when Gordon made a miraculous one-handed interception three yards shy of the Michigan goal line on an EMU trick pass play. The offense proceeded to march 97 yards down the field for a touchdown and Michigan's first lead of the game, 7-3. Robinson rushed on the drive's first four plays for 76 yards, including a season-long 52-yard scamper, and capped the scoring drive by tossing a nine-yard touchdown pass to Koger.

The Maize and Blue tacked on another touchdown with 39 seconds left in the second quarter to take a 14-3 lead heading into halftime. Michigan moved the ball downfield quickly, covering 87 yards in just six plays. All six plays were runs, featuring Robinson and Smith. Both Robinson and Smith registered 38 rushing yards on the drive, with Robinson earning four carries and Smith doing it on one long run up the left sidelines. Robinson finished the drive with an untouched 11-yard touchdown up the middle of the field on a designed quarterback run.

Michigan began to pull away from Eastern Michigan in the second half with long, sustained touchdown drives. Toussaint recorded his third rushing touchdown of the season on U-M's opening drive of the third quarter, diving across the goal line from one yard out to put the Wolverines ahead of the Eagles, 21-3. Dileo added another Michigan touchdown -- the first of his career -- on the ensuing possession, snagging a Robinson bullet on a fake quarterback draw for a 19-yard score with 1:05 left in the third quarter.

Robinson led the Wolverines on another long scoring drive late in the fourth quarter. The 13-play, 84-yard possession stalled inside EMU's five-yard line when a Robinson third-down pass was a little too high for the outstretched hands of senior/junior tight end Brandon Moore (Trotwood, Ohio/Trotwood-Madison) in the end zone. Michigan settled for its first field goal of the season -- a 21-yarder -- by junior/sophomore placekicker Brendan Gibbons (West Palm Beach, Fla./Cardinal Newman) for the game's final score, 31-3.



SCORING SUMMARY

First Quarter

no scoring

Second Quarter

EMU: FULKERSON 21 yd field goal

MICH: Koger 9 yd pass from Robinson (Gibbons kick)

MICH: Robinson 11 yd run (Gibbons kick)

Third Quarter

MICH: Toussaint 1 yd run (Gibbons kick)

MICH: Dileo 19 yd pass from Robinson (Gibbons kick)

Fourth Quarter

MICH: Gibbons 21 yd field goal

TEAM STATISTICS


Category	EMU	U-M
FIRST DOWNS	12	24
RUSHES-YARDS (NET)	46-207	50-376
PASSING YDS (NET)	29	95
Passes Att-Comp-Int	6-3-1	18-7-1
TOTAL OFFENSE	52-236	68-471
Fumble Returns-Yards	0-0	0-0
Punt Returns-Yards	2-16	3-17
Kickoff Returns-Yards	6-122	2-31
Interceptions-Yards	1-0	1-0
Punts (Number-Avg)	5-43.6	3-35.0
Fumbles-Lost	1-1	1-0
Penalties-Yards	5-45	2-17
Possession Time	27:45	32:15
Third-Down Conv.	4 of 12	9 of 14
Fourth-Down Conv.	1 of 2	0 of 1
Red-Zone	1-2	5-5
Sacks By: Number-Yards	0-0	1-6

INDIVIDUAL STATISTICS

RUSHING: Eastern Michigan-GREENE, Javonti 21-80; GILLET, Alex 11-61; WHITE, D. 7-34; ALLEN, Tyler 1-18; BRUMFIELD, Ryan 5-12; FLEMING, Joe 1-2. **Michigan**-Robinson, Denard 26-198; Smith, Vincent 9-118; Toussaint Fitzgerald 11-46; Gardner, Devin 1-7; Rawls, Thomas 2-4; Shaw, Michael 1-3.

PASSING: Eastern Michigan-GILLET, Alex 3-5-0-29; BENZ, Tyler 0-1-1-0. **Michigan**-Robinson, Denard 7-18-1-95.

RECEIVING: Eastern Michigan-SHELBY, Julius 1-18; THOMAS, Kinsman 1-6; RUSSELL, T. 1-5. **Michigan**-Gallon, Jeremy 3-43; Koger, Kevin 2-21; Dileo, Drew 1-19; Jackson, Jeremy 1-12.



GAME 4:
San Diego State at Michigan
Michigan Stadium
September 24, 2011
110,707

1st ... 2nd ... 3rd ... 4th ... FINAL
 San Diego State..... 0 0 7 0 7
 Michigan..... 14 7 0 7 28

ANN ARBOR, Mich. -- Junior quarterback Denard Robinson (Deerfield Beach, Fla./Deerfield Beach) and the University of Michigan football team (No. 22 AP/No. 21 USA Today Coaches) rushed out to a fast start against San Diego State in a 28-7 victory Saturday (Sept. 24) at Michigan Stadium.

Robinson did most of his damage with his legs, racking up 200 rushing yards on 21 carries and tying his career high with three rushing touchdowns, with the trio of scores coming in the first half. It was the third time in his career that Robinson has recorded 200 rushing yards or more and the seventh time he has produced multiple rushing touchdowns in a game. Robinson added 93 passing yards, completing 8-of-17 passes.

The win gives the Wolverines (4-0) a sweep of the non-conference portion of their schedule for the third straight season and extends their September winning streak to 13 games.

Junior running back Vincent Smith (Pahokee, Fla./Pahokee) posted nine carries for 47 yards and a seven-yard touchdown run and was Robinson's favorite receiving target with a team-best three catches for 44 yards. Junior/sophomore tailback Fitzgerald Toussaint (Youngstown, Ohio/Liberty) contributed to Michigan's team total of 320 rushing yards with 13 rushes for 67 yards.

The Michigan defense was relentless throughout the afternoon, shutting out SDSU in the first half and preserving the Wolverines' lead despite being in dangerous, short-field situations in the second half. Junior defensive end Craig Roh (Scottsdale, Ariz./Chaparral) made his two tackles count as they both went for a loss, including his third career sack and third career forced fumble. Senior/junior linebacker Kenny Demens (Oak Park, Mich./Detroit Country Day) had a team-high seven tackles and forced a fumble in the first quarter. Junior/sophomore safety Thomas Gordon (Detroit, Mich./Cass Technical) also contributed a team-high seven tackles and recovered a fumble -- his second fumble recovery and third take-away in the last two games. Sophomore/freshman linebacker Jake Ryan (Westlake, Ohio/St. Ignatius) registered five tackles, including one for a loss, and had the first two fumble recoveries of his career.

After Roh and the Michigan defense stuffed San Diego State to force a three-and-out to start the game, Robinson and Smith accounted for 59 of Michigan's 61 yards -- all rushing -- on the ensuing possession. Each had a big play to extend the drive, with Robinson scrambling 19 yards on third down and Smith breaking multiple tackles for a 32-yard gain. Robinson scored on a designed quarterback run from five yards out following Smith's long run for the first score of the contest and a 7-0 Michigan lead.

The Wolverine defense set up Michigan's second touchdown when Demens forced the SDSU running back to fumble the football, which was recovered by Gordon. Robinson rewarded the defense's effort with his second touchdown run three plays later. Robinson sprinted down the right hash marks a season-long 53 yards untouched on an option play to extend U-M's lead to 14-0 with 6:22 left in the opening frame.

Both offenses stalled on their next few drives with holding penalties negating significant gains that would have entered opposing territory. The Maize and Blue regained its offensive rhythm late in the second quarter with a 12-play, 81-yard drive that resulted in Robinson's third rushing touchdown. Robinson converted a fourth-and-two from U-M's 48-yard line and later scampered 34 yards down to the SDSU 11-yard line. He finished the drive on a naked boot-leg to the left, where he sidestepped two Aztec defenders for a one-yard rushing touchdown to give Michigan a 21-0 lead heading into the halftime break.

The second half began with sloppy play from both offenses, resulting in three turnovers in the first six minutes. The most pivotal turnover was committed by San Diego State when the Aztec running back broke off a large gain on a toss sweep, but fifth-year senior defensive tackle Ryan Van Bergen (Whitehall, Mich./Whitehall) forced a fumble on his 100th career tackle, and Ryan jumped on it inside the Michigan five-yard line to prevent a SDSU scoring chance. However, the Aztecs took advantage of Michigan's third turnover of the third quarter with a 16-yard touchdown pass with four seconds remaining in the third stanza to cut the Wolverine lead to 21-7.

The Aztecs had an opportunity to cut their deficit to one score, but the SDSU quarterback was unable to connect with his tight end on fourth-and-two from the U-M 43-yard line. Michigan responded four plays later with a seven-yard rushing touchdown by Smith, who seemed to have been stuffed a few yards beyond the line of scrimmage before plowing through a few defenders and reaching over the goal line for a 28-7 advantage with 6:29 left in the game.

San Diego State transitioned into a fast-paced, no-huddle offense and marched inside the U-M red zone late in the final frame, threatening to score. However, Roh sacked the quarterback and knocked the ball loose just before the SDSU signal caller was about to attempt his pass, allowing Ryan to post his second fumble recovery of the game and seal the win for Michigan.

SCORING SUMMARY

- First Quarter**
 MICH: Robinson 5 yd run (Gibbons kick)
 MICH: Robinson 53 yd run (Gibbons kick)
Second Quarter
 MICH: Robinson 1 yd run (Gibbons, kick)
Third Quarter
 SDSU: LOCKETT 16 yd pass from LINDLEY (PEREZ kick)
Fourth Quarter
 MICH: Smith 7 yd run (Gibbons kick)

TEAM STATISTICS

Category	SDSU	U-M
FIRST DOWNS	20	18
RUSHES-YARDS (NET)	29-123	45-320
PASSING YDS (NET)	253	93
Passes Att-Comp-Int	48-23-0	17-8-2
TOTAL OFFENSE	77-376	62-413
Fumble Returns-Yards	0-0	0-0
Punt Returns-Yards	2-22	2-21
Kickoff Returns-Yards	4-75	0-0
Interceptions-Yards	2-0	0-0
Punts (Number-Avg)	6-38.2	4-49.0
Fumbles-Lost	4-3	3-2
Penalties-Yards	6-55	4-25
Possession Time	29:47	30:13
Third-Down Conv.	8 of 18	4 of 11
Fourth-Down Conv.	0 of 3	1 of 1
Red-Zone	1-3	3-3

INDIVIDUAL STATISTICS

RUSHING: San Diego State-HILLMAN, Ronnie 21-109; LOCKETT, Colin 2-13; KAZEE, Walter 3-10; MCFADDEN, Leon 2-5; LINDLEY, Ryan 1-minus 14. **Michigan**-Robinson, Denard 21-200; Toussaint Fitzgerald 13-67; Smith, Vincent 9-47; Hopkins, Stephen 1-8; TEAM 1-minus 2.

PASSING: San Diego State-LINDLEY, Ryan 23-48-0-253. **Michigan**-Robinson, Denard 8-17-2-93.

RECEIVING: San Diego State-DENSO, Dylan 7-77; LOCKETT, Colin 7-71; ESCOBAR, Gavin 5-64; HILLMAN, Ronnie 2-15; RUSSELL, Marcus 1-15; KAZEE, Walter 1-11. **Michigan**-Smith, Vincent 3-44; Roundtree, Roy 2-15; Dileo, Drew 1-17; Hemingway, Junior 1-9; Gallon, Jeremy 1-8.

GAME 5:
Minnesota at Michigan
Michigan Stadium
October 1, 2011
111,106

1st ... 2nd ... 3rd ... 4th ... FINAL
 Minnesota..... 0 0 0 0 0
 Michigan..... 14 24 10 10 58

ANN ARBOR, Mich. -- Junior running back Vincent Smith (Pahokee, Fla./Pahokee) had touchdowns rushing, passing and receiving in his team's first four drives as the University of Michigan football team (No. 19 AP/No. 19 USA Today Coaches) rolled past Minnesota, 58-0, on Saturday (Oct. 1) before a Michigan Stadium crowd of 111,106.

The Wolverines (5-0, 1-0 Big Ten) were nearly flawless in dominating the first half, piling up 384 yards of total offense and scoring on all six of their drives to build an insurmountable 31-0 halftime edge. Michigan, which rushed for more than 300 yards for the third straight game, improved to 5-0 for the second year in a row and won its Big Ten opener for the sixth consecutive year. With the largest margin of victory in the series, the Wolverines ran their winning streak against Minnesota to four games to retain the Little Brown Jug.

Smith was the triple-threat star of the first half, accounting for touchdowns three ways. Smith scored on a three-yard run on Michigan's first possession, threw a 17-yard touchdown pass to sophomore wide receiver Drew Dileo (Greenwell Springs, La./Parkview Baptist) on a halfback option to start the second quarter, and took a screen pass from junior quarterback Denard Robinson (Deerfield Beach, Fla./Deerfield Beach) and went 28 yards for another score on the following possession to make it 28-0 with 9:38 remaining in the half.

Using a diverse offense that at times featured sophomore quarterback Devin Gardner (Detroit, Mich./Inkster) under center and Robinson in a three-back set, Michigan scored on all six of its possessions in the opening half, going 80, 75, 85 and 69 yards for touchdowns on its first four drives. The Wolverines added a 25-yard field goal from junior/sophomore placekicker Brendan Gibbons (West Palm Beach, Fla./Cardinal Newman) and a 56-yard touchdown drive to close the half.

While the offense was accumulating 21 first downs in the first half, the Michigan defense held the Gophers to zero first downs in the opening quarter and just four for the half. The Wolverines put pressure on Minnesota freshman quarterback Max Shortell, a first-time starter, and got to him three times for drive-thwarting sacks from fifth-year senior defensive end Ryan Van Bergen (Whitehall,

Mich./Whitehall), sophomore/freshman linebacker Jake Ryan (Westlake, Ohio/St. Ignatius) and sophomore defensive end Jibreel Black (Cincinnati, Ohio/Wyoming).

In the second half, Michigan went three-and-out on its first possession, but the Wolverines scored the next three times they had the ball, on a touchdown and two field goals, to lead 48-0 with 6:21 remaining in the third quarter. Junior/sophomore running back Fitzgerald Toussaint (Youngstown, Ohio/Liberty), who finished with 108 yards on 11 carries for his first career 100-yard game, capped a five-play, 54-yard drive with a one-yard leap up the middle to make it 45-0, and Gibbons tacked on field goals of 32 and a career-long 38 yards to make it 51-0 with 9:17 left in the game. Gibbons finished with career highs of 16 points, three field goals made and seven PATs.

The Golden Gophers were in position to spoil the shutout after taking over at midfield and moving to the Michigan 20-yard line with a long run, but on the next play freshman linebacker Brennen Beyer (Canton, Mich./Plymouth) forced a fumble that sophomore cornerback Courtney Avery (Mansfield, Ohio/Lexington) scooped up and took 83 yards down the left sideline to close the scoring at the 4:58 mark. Avery matched Leon Hall (Oct. 29, 2005, at Northwestern) for the longest fumble return in school history.

Freshman defensive back Blake Countess (Owings Mills, Md./Our Lady of Good Counsel) had five tackles, two pass breakups and a forced fumble to lead the defense, which posted its first shutout in Big Ten play in almost 10 years (Oct. 6, 2001, 20-0 at Penn State). Senior/junior linebacker Kenny Demens (Oak Park, Mich./Detroit Country Day) and junior defensive end Craig Roh (Scottsdale, Ariz./Chaparral) also contributed five tackles apiece.

Robinson did most of his damage in the first half, completing his first 11 passes on the way to 169 yards on 15-of-19 passing and two touchdowns. He rushed six times for 51 yards and another score, all in the first half.

Freshman running back Thomas Rawls (Flint, Mich./Flint Northern) ran for a career-best 73 yards on 10 carries in the second half and senior running back Michael Shaw (Trotwood, Ohio/Trotwood-Madison) rushed eight times for 60 yards as Michigan finished with 363 yards rushing and 217 passing for season bests of 580 total yards and 32 first downs.



SCORING SUMMARY

First Quarter

MICH: Smith 3 yd run (Gibbons kick)
 MICH: Robinson, D. 9 yd run (Gibbons kick)

Second Quarter

MICH: Dileo 17 yd pass from Smith (Gibbons kick)
 MICH: Smith 28 yd pass from Robinson, D. (Gibbons kick)
 MICH: Gibbons 25 yd field goal
 MICH: Koger 18 yd pass from Robinson, D. (Gibbons kick)

Third Quarter

MICH: Toussaint Fitzgerald 1 yd run (Gibbons, Brendan kick)
 MICH: Gibbons, Brendan 32 yd field goal

Fourth Quarter

MICH: Gibbons, Brendan 38 yd field goal
 MICH: Avery 83 yd fumble recovery (Gibbons kick)

TEAM STATISTICS

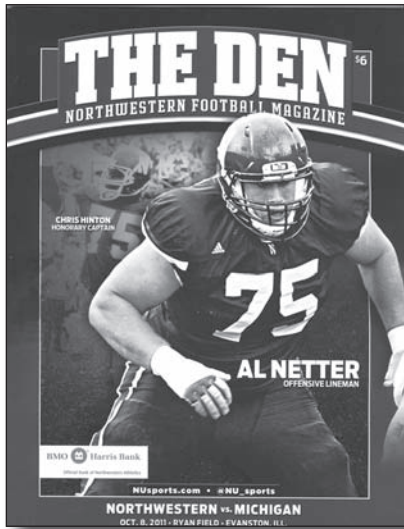
Category	MN	U-M
FIRST DOWNS	8	32
RUSHES-YARDS (NET)	25-73	48-363
PASSING YDS (NET)	104	217
Passes Att-Comp-Int	22-11-0	25-18-0
TOTAL OFFENSE	47-177	73-580
Fumble Returns-Yards	0-0	1-83
Punt Returns-Yards	1-0	1-0
Kickoff Returns-Yards	7-159	0-0
Interceptions-Yards	0-0	0-0
Punts (Number-Avg)	10-36.3	2-37.5
Fumbles-Lost	2-2	1-0
Penalties-Yards	9-74	3-24
Possession Time	23:38	36:22
Third-Down Conv.	0 of 11	6 of 11
Fourth-Down Conv.	0 of 0	0 of 0
Red-Zone	0-1	8-9
Sacks By: Number-Yards	1-8	3-16

INDIVIDUAL STATISTICS

RUSHING: Minnesota-Cobb, David 8-54; Bennett, Duane 9-33; Kirkwood 3-3; Wright, Devon 1-minus 1; Shortell, Max 4-minus 16. Michigan-Toussaint Fitzgerald 11-108; Rawls, Thomas 10-73; Shaw, Michael 8-60; Robinson, Denard 6-51; Gardner, Devin 6-39; Smith, Vincent 5-27; Hopkins, Stephen 1-6; TEAM 1-minus 1.

PASSING: Minnesota-Shortell, Max 11-22-0-104. Michigan-Robinson, Denard 15-19-0-169; Gardner, Devin 2-5-0-31; Smith, Vincent 1-1-0-17.

RECEIVING: Minnesota-McKnight 3-31; Green 2-41; Crawford-Tufts 2-15; McGarry 2-9; Lair 1-5; Goodger 1-3. Michigan-Hemingway 5-56; Gallon 4-46; Koger 3-35; Dileo 2-23; Hopkins 1-28; Smith 1-28; Gardner 1-2; Toussaint 1-minus 1.



GAME 6:
Michigan at Northwestern
 Ryan Field
 October 8, 2011
 47,330

1st ... 2nd ... 3rd ... 4th ... FINAL
 Michigan..... 7 7 14 14 42
 Northwestern..... 14 10 0 0 24

EVANSTON, III. -- The University of Michigan football team (No. 12 AP/No. 11 USA Today Coaches) outscored Northwestern 28-0 in the second half on the way to a 42-24 victory on Saturday (Oct. 8) at Ryan Field. U-M prevailed in its first road test to remain unbeaten on the season and in the Big Ten Legends Division.

Despite putting up the first points of the game, the Wolverines, who ranked first in the Big Ten in turnover margin (+7) heading into the contest, committed three turnovers in the opening half. Junior quarterback Denard Robinson (Deerfield Beach, Fla./Deerfield Beach) threw three interceptions in the first half -- which the Wildcats turned into 10 points -- while the Northwestern offense surrendered zero giveaways.

Looking to extend its three-game winning streak at Ryan Field, Michigan forced a three-and-out on the game's first series and then took the ball down the field to score on a nine-yard pass from Robinson to fifth-year senior tight end Steve Watson (Cherry Hills Village, Colo./Mullen) -- the first reception of his career. Northwestern then answered with two touchdowns to take a 14-7 lead heading into the second quarter.

With 8:24 left in the half and still down seven points, Michigan senior/junior safety Jordan Kovacs (Curtice, Ohio/Clay) made a tackle in the backfield to stop the Wildcats on fourth down in Wolverine territory. The Maize and Blue proceeded to convert a short fourth down of its own on its way to scoring on a 25-yard touchdown pass from Robinson to sophomore wideout Jeremy Gallon (Apopka, Fla./Apopka). Northwestern added 10 points in the final 2:21 of the half to hold a 24-14 lead after 30 minutes.

Robinson completed 10-of-18 passes in the first half for 188 yards and two scores. Senior receiver Junior Hemingway (Conway, S.C./Conway) caught four balls for 106 yards, including a 48-yard reception on the opening drive.

After allowing only three points in the three previous first halves combined, the Michigan defense allowed 24 through the first two quarters. Kovacs and junior linebacker Brandin Hawthorne (Pahokee, Fla./Pahokee) led the team with five tackles apiece.

Fueled by a 57-yard grab by junior wide receiver Roy Roundtree (Trotwood, Ohio/Trotwood-Madison) on the first drive of the second half, U-M took the ball 80 yards, capping off the drive with a two-yard Robinson run. The touchdown marked the fifth consecutive game in which Robinson has accounted for at least three scores. One possession later, sophomore quarterback Devin Gardner (Detroit, Mich./Inkster) scored on a one-yard bootleg run to give the Wolverines a 28-24 lead with 2:58 left in the third quarter.

More Michigan scoring came in the final quarter. Sparked by an interception by Hawthorne, senior Michael Shaw (Trotwood, Ohio/Trotwood-Madison) scored on a two-yard run -- the 13th of his career -- to extend the Wolverine lead to 11. On the ensuing Northwestern possession, junior linebacker Kenny Demens (Oak Park, Mich./Detroit Country Day) forced a fumble for the second Wildcats turnover of the game, marking the sixth straight contest with two or more forced turnovers for U-M.

A blocked field goal by NU with 9:13 left gave the Wildcats the ball back, but the Michigan defense ended the drive with a Kovacs fourth-down sack shortly after. Robinson then added a score on the ground late in the game.

The Michigan offense racked up 529 yards en route to scoring the game's final 28 points. Robinson finished the game completing 17-of-26 passes for 337 yards and two touchdowns. He also added 117 yards and two scores on the ground. His performance placed third on the Michigan all-time list for total yards in a game. Hemingway hauled in five passes for 124 yards, while Gallon grabbed five passes for 61 yards and one score.

The Michigan defense held Northwestern scoreless in the final two quarters, allowing only 130 total yards.

SCORING SUMMARY

First Quarter
 MICH: Watson 9 yd pass from Robinson (Gibbons kick)
 NW: Colter 15 yd run (Budzien kick)
 NW: Green 7 yd run (Budzien kick)
Second Quarter
 MICH: Gallon 25 yd pass from Robinson (Gibbons kick)
 NW: Smith 2 yd run (Budzien kick)
 NW: Budzien 20 yd field goal
Third Quarter
 MICH: Robinson 2 yd run (Gibbons kick)
 MICH: Gardner 1 yd run (Gibbons kick)
Fourth Quarter
 MICH: Shaw 2 yd run (Gibbons kick)
 MICH: Robinson 5 yd run (Gibbons kick)

TEAM STATISTICS


Category	U-M	NW
FIRST DOWNS	23	26
RUSHES-YARDS (NET)	50-179	25-107
PASSING YDS (NET)	362	331
Passes Att-Comp-Int	28-19-3	45-32-1
TOTAL OFFENSE	78-541	70-438
Fumble Returns-Yards	0-0	0-0
Punt Returns-Yards	0-0	1-20
Kickoff Returns-Yards	3-56	3-48
Interceptions-Yards	1-0	3-67
Punts (Number-Avg)	1-38.0	3-46.7
Fumbles-Lost	0-0	1-1
Penalties-Yards	5-65	5-51
Possession Time	37:57	22:03
Third-Down Conv.	14 of 17	4 of 11
Fourth-Down Conv.	1 of 1	0 of 2
Red-Zone	5-6	4-5
Sacks By: Number-Yards	4-26	0-0

INDIVIDUAL STATISTICS

RUSHING: Michigan-Robinson 25-117; Shaw 6-25; Toussaint 14-25; Smith 3-8; Gardner 2-4. Northwestern-Schmidt 5-31; Smith, A. 6-28; Colter 2-28; Mark 2-18; Green 1-7; Persa 9-minus 5.

PASSING: Michigan-Robinson 17-26-3-337; Gardner 2-2-0-25. Northwestern-Persa 32-44-1-331; TEAM 0-1-0-0.

RECEIVING: Michigan-Hemingway 5-124; Gallon 5-73; Roundtree 3-83; Koger 2-36; Jackson 1-19; Shaw 1-12; Watson 1-9; Smith 1-6. Northwestern-Ebert 11-86; Dunsmore 7-73; Schmidt 5-51; Jones, C. 3-68; Colter 3-37; Smith, A. 1-8; Mark 1-4; Green 1-4.



GAME 7:
Michigan at Michigan State
Spartan Stadium
October 15, 2011
77,515

1st ... 2nd ... 3rd ... 4th ... FINAL
 Michigan 7 0 0 7 14
 Michigan State 7 0 14 7 28

EAST LANSING, Mich. -- A late Spartan interception for a score thwarted the University of Michigan football team's (No. 11 AP/No. 10 USA Today Coaches) fourth-quarter comeback in a 28-14 loss at Michigan State (No. 23 AP/No. 19 USA Today Coaches) on Saturday (Oct. 15) at Spartan Stadium, which saw gusts of wind 40-50 miles per hour throughout the game.

The series trend continued as MSU outrushed the Wolverines, 213-82, in U-M's first loss of the season. The winner of 39 of the past 42 matchups between these two teams has won the rushing battle as well. MSU pressured the U-M quarterbacks throughout the afternoon as the Maize and Blue surrendered seven sacks and punted the ball seven times.

Michigan came out of the tunnel prior to the game sporting unexpected white legacy jerseys, a road version of the uniforms worn against Notre Dame on Sept. 10. The white pants honored the uniforms worn by the 1974-75 Wolverine teams.

The two teams matched up evenly in the first half, as the score showed 7-7 and the rushing yards 95 for Michigan and 100 for Michigan State.

U-M struck first, driving 80 yards on the opening possession of the game. The drive was fueled by a 26-yard run by junior running back Vincent Smith (Pahokee, Fla./Pahokee) and a fake field goal run for a first down in Spartan territory. Junior quarterback Denard Robinson (Deerfield Beach, Fla./Deerfield Beach), on the 10th play of the drive, scrambled left on a broken play and knocked over the pylon for a 15-yard rushing touchdown to put Michigan up, 7-0.

On the ensuing drive, the Spartans took the ball 63 yards on nine plays, culminating with a one-yard touchdown run by junior running back Edwin Baker.

The rest of the first quarter and throughout the second, the two squads locked in a stalemate. Despite combining for 18 first downs, there were seven punts in the first half. Sophomore punter Will Hagerup (Milwaukee, Wis./Whitefish Bay) pinned MSU inside its own 20 yard-line three times.

Freshman defensive back Blake Countess (Owings Mills, Md./Our Lady of Good Counsel) led the Wolverines in tackles with five in the opening 30 minutes, while senior/junior linebacker Kenny Demens (Oak Park, Mich./Detroit Country Day) and senior/junior safety Jordan Kovacs (Curtice, Ohio/Clay) each tallied three. Robinson led the Wolverines rushing attack with 42 yards and added 39 in the air.

The second half showed an array of big plays and scoring. Michigan State added three touchdowns to its first-half lead, while the Wolverines could only rally for one more score in the second half.

On their first drive of the second half, the Spartans took the ball 54 yards and scored on a 10-yard pass to senior receiver Keshawn Martin to go up, 14-7. Late in the third quarter, MSU scored on another touchdown reception by Martin to take a 21-7 lead.

Heading into the fourth quarter down, the Wolverines' offense rallied to score on a 34-yard pass from Robinson to junior wideout Roy Roundtree (Trotwood, Ohio/Trotwood-Madison) to cut the deficit to seven points. The score was Roundtree's 12th of his career and second of the season.

Michigan State started its next possession with the ball on its own 21 yard-line, only to fumble for the second time of the game. Junior J.T. Floyd (Greenville, S.C./J.L. Mann) caused the fumble. Michigan took over in MSU territory but was eventually stopped on fourth-and-one to turn the ball over on downs.

With 4:31 left in the game, Robinson threw his first interception of the game, which the Spartans returned for a touchdown to extend their lead to 28-14.

Robinson, who left the game with an injury late in the fourth quarter, threw for 123 yards and a score to go with his 42 yards and a touchdown on the ground, while sophomore quarterback Devin Gardner (Detroit, Mich./Inkster) added 45 yards through the air. Roundtree reeled in a team-best four passes for 66 yards and a score.

Sophomore safety Thomas Gordon (Detroit, Mich./Cass Technical) led the defense with seven tackles, while Kovacs and junior Craig Roh (Scottsdale, Ariz./Chaparral) each added six.

SCORING SUMMARY


First Quarter
 MICH: Robinson, Denard 15 yd run (Gibbons, Brendan kick)
 MSU: Baker, Edwin 1 yd run (Conroy, Dan kick)
Second Quarter
 none
Third Quarter
 MSU: Martin, Keshawn 10 yd pass from Cousins, Kirk (Conroy, Dan kick)
 MSU: Martin, Keshawn 13 yd pass from Cousins, Kirk (Conroy, Dan kick)
Fourth Quarter
 MICH: Roundtree, Roy 34 yd pass from Robinson, Denard (Gibbons, Brendan kick)
 MSU: Lewis, Isaiah 39 yd interception return (Conroy, Dan kick)

TEAM STATISTICS

Category	U-M	MSU
FIRST DOWNS	20	16
RUSHES-YARDS (NET)	36-82	39-213
PASSING YDS (NET)	168	120
Passes Att-Comp-Int	31-12-1	24-13-0
TOTAL OFFENSE	67-250	63-333
Fumble Returns-Yards	0-0	0-0
Punt Returns-Yards	2-22	1-13
Kickoff Returns-Yards	2-32	3-47
Interceptions-Yards	0-0	1-39
Punts (Number-Avg)	5-40	13-124
Fumbles-Lost	2-0	2-2
Penalties-Yards	5-40	13-124
Possession Time	29:27	30:33
Third-Down Conv.	3 of 15	7 of 14
Fourth-Down Conv.	2 of 4	0 of 0
Red-Zone	1-2	3-3
Sacks By: Number-Yards	0-0	7-62

INDIVIDUAL STATISTICS

RUSHING: Michigan-Robinson 18-42; Smith 8-37; Gallon 1-8; Toussaint 2-7; Dileo 1-3; Gardner 6-minus 15. Michigan State-Baker 26-167; Bell 7-20; Martin 3-20; Fowler 1-6; Cousins 2-0.
PASSING: Michigan-Robinson 9-24-1-123; Gardner, 3-7-0-45. Michigan State-Cousins, 13-24-0-120.
RECEIVING: Michigan-Roundtree 4-66; Hemingway 3-43; Gallon 3-43; Koger 2-16. Michigan State-Cunningham, 4-39; Martin 3-31; Linthicum 2-22; Nichol 2-20; Bell 1-5; Caper 1-3.



**GAME 8:
Purdue at Michigan
Michigan Stadium
October 29, 2011
112,115**

	1st ...2nd... 3rd....4th...FINAL
Purdue.....	70.....0..... 714
Michigan.....	7 15.....7 752

ANN ARBOR, Mich. -- Junior/sophomore running back Fitzgerald Toussaint (Youngstown, Ohio/Liberty) and the University of Michigan football team (No. 17 AP/No. 17 Coaches) entertained the Homecoming crowd with a 36-14 rout over the Purdue Boilermakers on Saturday afternoon (Oct. 29) at Michigan Stadium. Toussaint set career highs for carries (20) and rushing yards (170) and matched his career high with two touchdown runs. It is the second time in Toussaint's career he has eclipsed the 100-yard threshold.

The Wolverines outgained the Boilermakers 535-311 and possessed the ball for 36:25. Junior quarterback Denard Robinson (Deerfield Beach, Fla./Deerfield Beach) and senior running back Michael Shaw (Trotwood, Ohio/Trotwood-Madison) each added rushing touchdowns while running for 63 and 56 yards, respectively. Robinson also completed 9-of-14 throws for 170 yards, while junior/sophomore wide receiver Jeremy Gallon hauled in a team-high three catches for a career-high 79 yards.

The Michigan defense posted seven TFLs and four sacks and was led by senior nose tackle Mike Martin (Redford, Mich./Catholic Central), who contributed a season-high two sacks to finish with seven tackles. Martin's first sack was in the end zone, resulting in Michigan's first safety since 2003 against Houston. Freshman linebacker Desmond Morgan (Holland, Mich./West Ottawa) led the Wolverines with nine stops in his second career start, and sophomore cornerback Courtney Avery (Mansfield, Ohio/Lexington) registered his first career interception and first career sack (half-sack).

After Purdue jumped out to a quick lead a 48-yard touchdown on a bubble screen just 1:24 into the game, Michigan evened it up at seven apiece with a 12-play drive. The big play was a 23-yard throwback screen from Robinson to Gallon that put U-M in the red zone. Four different Wolverines earned a carry, totaling 46 rushing yards, and Robinson capped the touchdown drive with a two-yard quarterback draw -- his 10th rushing touchdown of the season.

Both defenses tightened up after allowing the early touchdowns as Michigan forced two three-and-outs and Purdue intercepted two passes. Then, with 14:13 left in the second quarter and the Boilermakers sitting on their

own five-yard line, Martin bull-rushed the Purdue offensive line and sacked the Purdue quarterback in the end zone for a safety. Junior/sophomore placekicker Brendan Gibbons (West Palm Beach, Fla./Cardinal Newman) added a 37-yard field goal -- the second longest of his career -- three minutes later to give U-M a 12-7 lead.

Purdue threatened to score on the ensuing drive, facing a third-and-10 from the U-M 16-yard line, when a bubble screen tipped off the receiver's hands into the arms of a diving Avery. The Wolverines capitalized and drove the length of the field in five plays, covering 83 yards. Two 16-yard runs by Toussaint and a 42-yard bomb down the right sideline to Gallon set up Michigan at the Purdue two-yard line. Toussaint punched it in on the next play, running over the right tackle for his fifth rushing touchdown of the season for a 19-7 Michigan advantage.

After a second Martin sack forced Purdue to punt, the Wolverines extended their lead to 22-7 to end the first half. Robinson opened the drive with a 28-yard run into Purdue territory. Michigan worked its way down to the three-yard line but could not convert any of its three shots at the end zone, settling for a Gibbons' 22-yard field goal.

Toussaint and Shaw each added quick strikes in the second half to give Michigan a comfortable lead. With 2:48 left in the third quarter, Toussaint took a pitch to the left side and made three impressive cut backs to elude Purdue defenders before sprinting 59 yards for his second touchdown of the day. On Michigan's next possession, Shaw burst through the line and broke free down the right sideline for a 37-yard score -- his third of the season -- to give Michigan a 36-7 lead with 12:32 left in the fourth quarter.

Purdue had an opportunity to add another touchdown midway through the fourth quarter but failed to convert a fourth-and-goal from the U-M three-yard line when Morgan and senior/junior linebacker Kenny Demens (Oak Park, Mich./Detroit Country Day) stuffed the Boilermaker quarterback just shy of the goal line. With 15 seconds left in the game, Purdue scored a touchdown on a 19-yard pass for a final score of 36-14.

SCORING SUMMARY

First Quarter

PUR: Bush 48 yd pass from TerBush (Wiggs kick)
MICH: Robinson, Denard 2 yd run (Gibbons kick)

Second Quarter

MICH: Martin, Mike - safety
MICH: Gibbons 37 yd field goal
MICH: Toussaint 2 yd run (Gibbons kick)
MICH: Gibbons 22 yd field goal

Third Quarter

MICH: Toussaint 59 yd run (Gibbons kick)

Fourth Quarter

MICH: Shaw 37 yd run (Gibbons kick)
PUR: Ross 19 yd pass from Marve (Wiggs kick)

TEAM STATISTICS


Category	PUR	U-M
FIRST DOWNS	16	25
RUSHES-YARDS (NET)	29-89	53-339
PASSING YDS (NET)	222	196
Passes Att-Comp-Int	27-17-1	17-10-2
TOTAL OFFENSE	56-311	70-535
Fumble Returns-Yards	0-0	0-0
Punt Returns-Yards	2-25	1-0
Kickoff Returns-Yards	4-98	3-81
Interceptions-Yards	2-0	1-0
Punts (Number-Avg)	6-38.7	2-40.5
Fumbles-Lost	0-0	0-0
Penalties-Yards	8-86	5-51
Possession Time	23:35	36:25
Third-Down Conv.	3 of 13	7 of 13
Fourth-Down Conv.	1 of 2	1 of 2
Red-Zone	1-3	4-5
Sacks By: Number-Yards	1-8	4-20

INDIVIDUAL STATISTICS

RUSHING: Purdue-TerBush 3-38; Bolden 11-22; Crank 4-18; Edison 2-11; Gravesande 1-4; Shavers 1-3; Siller 2-minus 1; Marve 5-minus 6; Michigan-Toussaint 20-170; Robinson, D. 15-63; Shaw 5-56; Smith, V. 6-28; Gallon 1-11; Gardner 3-9; Rawls 1-2; Hopkins 1-1; TEAM 1-minus 1.

PASSING: Purdue-Marve 8-14-1-66; TerBush 9-13-0-156. Michigan-Robinson, D. 9-14-1-170; Gardner 1-2-1-26; Smith, V. 0-1-0-0.

RECEIVING: Purdue-Siller 5-58; Holmes 3-44; Ross 3-38; Edison 2-11; Bush 1-48; Wright 1-15; Bolden 1-4; Gravesande 1-4. Michigan-Gallon 3-79; Roundtree 2-61; Hemingway 2-16; Smith, V. 1-26; Moore 1-9; Jackson 1-5.



GAME 9:
Michigan at Iowa
Kinnick Stadium
November 5, 2011
70,585

	1st	2nd	3rd	4th	FINAL
Michigan	6	0	3	7	16
Iowa	7	10	0	7	24

IOWA CITY, Iowa -- After driving 79 yards in the final two minutes, the University of Michigan football team (No. 13 AP/No. 13 USA Today) came up three yards short in its comeback at Iowa and fell, 24-16, on Saturday (Nov. 5) at Kinnick Stadium. U-M had four tries at the goal line from three yards out, but four passes went incomplete.

The Michigan defense held stout in the second half, only allowing seven points, but the 17-6 halftime deficit was too much to overcome for the offense, despite out-gaining Iowa 323 yards to 302 yards for the game.

The teams were almost identical throughout the first half with nine first downs apiece and Iowa owning only an eight-second advantage in time of possession, but the story of the first half for the Wolverines was turnovers. Michigan turned the ball over twice -- one fumble and one interception -- while the Hawkeyes surrendered zero.

After a Michigan three-and-out to start the game, the first opening drive in which the Wolverines did not score a touchdown since Sept. 17 against Eastern Michigan, Iowa drove down the field and scored on a Marcus Coker four-yard rush to give the Hawkeyes a 7-0 lead.

With 2:14 left in the first quarter, Michigan capped a 12-play, 61-yard drive with a touchdown for its first points of the game. Junior quarterback Denard Robinson (Deerfield Beach, Fla./Deerfield Beach) scrambled in the pocket before finding sophomore running back Fitzgerald Toussaint (Youngstown, Ohio/Liberty) in the corner of the end zone. However, after a botched hold, the extra point was unsuccessful, leaving the Maize and Blue trailing, 7-6.

The contest remained a one-point margin until Iowa quarterback James Vandenberg added a touchdown pass to extend the lead to 14-6. Three minutes later, following a Michigan fumble, the Hawkeyes added a 42-yard field goal.

On the subsequent U-M drive, Robinson was intercepted in the end zone on a tipped pass with 1:04 left in the second quarter, sending the Wolverines into the locker room down, 17-6.

In the second half, U-M started off strong as fifth-year senior Will Heining (Ann Arbor, Mich./Pioneer) and junior Craig Roh (Scottsdale, Ariz./Chaparral) each garnered sacks on Iowa's opening drive to force a punt. The Wolverines responded by taking the ball down the field and converting on a 32-yard field goal by junior/sophomore Brendan Gibbons (West Palm Beach, Fla./Cardinal Newman) to bring Michigan within eight points.

With 10:47 left in the game, Coker added a second touchdown on an 11-yard run to expand the Hawkeye lead to 24-9. The Wolverines quickly took the ball 57 yards in 2:59, culminating with a seven-yard touchdown reception by senior tight end Kevin Koger (Toledo, Ohio/Whitmer), cutting the Iowa lead back to eight.

Starting from its own 18 yard-line with 2:15 to go, the Michigan offense drove down the field but was stopped at the three-yard line after four shots at the end zone.

Robinson threw for 194 yards on 17-of-37 passing with two scores and added 55 yards on the ground. Fifth-year senior Junior Hemingway (Conway, S.C./Conway) led the receiving core with 64 yards on five receptions. On the defensive side, junior linebacker Kenny Demens (Oak Park, Mich./Detroit Country Day) tallied a team-high 11 tackles.

SCORING SUMMARY

First Quarter

IOWA: Coker 4 yd run (Meyer kick)
 MICH: Toussaint 5 yd pass from Robinson, D. (Dileo rush failed)

Second Quarter

IOWA: Herman 1 yd pass from Vandenberg (Meyer kick)
 IOWA: Meyer 42 yd field goal

Third Quarter

MICH: Gibbons 32 yd field goal

Fourth Quarter

IOWA: Coker 7 yd run (Meyer kick)
 MICH: Koger 7 yd pass from Robinson, D. (Gibbons kick)

TEAM STATISTICS


Category	U-M	IOWA
FIRST DOWNS	22	15
RUSHES-YARDS (NET)	37-127	35-131
PASSING YDS (NET)	196	171
Passes Att-Comp-Int	38-18-1	21-14-0
TOTAL OFFENSE	75-323	56-302
Fumble Returns-Yards	0-0	0-0
Punt Returns-Yards	2-17	2-28
Kickoff Returns-Yards	5-90	3-56
Interceptions-Yards	0-0	1-5
Punts (Number-Avg)	5-39.4	5-40.0
Fumbles-Lost	2-1	0-0
Penalties-Yards	3-20	5-29
Possession Time	30:06	29:54
Third-Down Conv.	7 of 16	4 of 12
Fourth-Down Conv.	1 of 2	1 of 2
Red-Zone	3-5	3-3
Sacks By: Number-Yards	2-10	2-28

INDIVIDUAL STATISTICS

RUSHING: Michigan-Toussaint 16-58; Robinson, D. 12-55; Smith 4-14; Gardner 5-0. Iowa-Coker 29-132; McNutt 1-7; Vandenberg 4-minus 4; TEAM 1-minus 4.

PASSING: Michigan-Robinson, D. 17-37-1-194; Gardner 1-1-0-2. Iowa-Vandenberg 14-21-0-171.

RECEIVING: Michigan-Hemingway 5-64; Koger 3-18; Roundtree 2-37; Grady 2-22; Smith 2-12; Gallon 1-13; Odoms 1-13; Dileo 1-12; Toussaint 1-5. Iowa-McNutt 9-101; Davis 2-52; Fiedorowicz 1-9; Martin-Manley 1-8; Herman 1-1.



GAME 10:
Michigan at Illinois
Memorial Stadium
November 12, 2011
60,670

1st ...2nd ... 3rd ...4th ...FINAL
 Michigan..... 773 1431
 Illinois.....007 714

CHAMPAIGN, Ill. -- Junior/sophomore running back Fitzgerald Toussaint (Youngstown, Ohio/Liberty) rushed for 192 yards and the Wolverine defense posted four sacks and forced three turnovers, as the University of Michigan football team (No. 22 AP/No. 21 USA Today Coaches) defeated Illinois, 31-14, on Saturday (Nov. 12) at Memorial Stadium. U-M led 14-0 at half and never led by fewer than 10 points the rest of the game.

Michigan dominated the first half of play, shutting out the Fighting Illini. Michigan out-gained the Illinois offense, 249-30, in total yards while putting up 10 first downs to Illinois' one. Against a defense that led the Big Ten in rushing yards/game this season at 103 heading into the contest, the Wolverines gained 157 on the ground in the first half.

It only took 1:45 and four plays for U-M to put points on the scoreboard to start the game. After a 65-yard run by Toussaint, the longest of his career, junior quarterback Denard Robinson (Deerfield Beach, Fla./Deerfield Beach) took the ball in from nine yards out to give the Wolverines a 7-0 lead. It was the sixth opening drive touchdown in the past seven games for Michigan.

Early in the second quarter, Robinson ran the ball in again from two yards out to extend the Michigan lead to 14. The score marked the ninth multi-rushing touchdown game for the dual-threat quarterback in his career.

Only minutes later, the Wolverines offense marched inside the five yard-line but was stopped on four attempts at the end zone and turned the ball over on downs. On the ensuing play, the Michigan defense stripped the Illini ball carrier for its first turnover of the contest.

With one minute left in the half, a Robinson pass went off the fingertips of senior wide receiver Martavious Odoms (Pahokee, Fla./Pahokee) in the end zone, leading to a missed U-M field goal and a 14-0 Maize and Blue half-time lead.

It was not until an Illini muffed punt with 7:23 left in the third quarter that Michigan had a scoring opportunity. Sophomore quarterback Devin Gardner (Detroit, Mich./Inkster) came into the game and hit fifth-year senior receiver Junior Hemingway (Conway, S.C./Conway) on

a 20-yard pass to bring the Wolverines into the red zone. The drive culminated with a 27-yard field goal by junior/sophomore kicker Brendan Gibbons (West Palm Beach, Fla./Cardinal Newman) to give Michigan a 17-0 lead.

Illinois broke into Michigan territory for the first time all game late in the third quarter and scored on a 13-yard run by quarterback Nathan Scheelhaase to end the U-M hopes for a second conference shutout of the season.

With 11 minutes to go in the game and Illinois marching inside Michigan territory for the second straight drive, senior/junior defensive back J.T. Floyd (Greenville, S.C./J.L. Mann) intercepted Scheelhaase's third-down pass for his third career pick and returned it 42 yards to the Illini 22-yard line. Three plays later, Gardner found Odoms on a 27-yard post pattern for a Michigan touchdown, extending the lead back to 17 points.

Despite a 16-yard sack by fifth-year senior Ryan Van Bergen (Whitehall, Mich./Whitehall) and senior Mike Martin (Redford, Mich./Catholic Central) on third down to take Illinois out of field-goal range, Scheelhaase found A.J. Jenkins for a 32-yard completion on the next play to keep the Illinois drive alive, leading to a one-yard rushing TD to cut the Michigan lead to 24-14 with 3:12 to go in the game.

On the following inside kick, senior/junior receiver Roy Roundtree (Trotwood, Ohio/Trotwood-Madison) recovered the ball, and two plays later Toussaint took the handoff and dashed 27 yards for a touchdown, giving U-M a 17-point lead that stood as the final second ticked off the clock.

Leading the offense for the Wolverines was Toussaint, who rushed for 192 yards -- a career high -- on 27 carries with one score. Odoms also brought in two catches for 46 yards and his first touchdown of the season. On the defensive side, Martin led the way with nine tackles. Van Bergen also added seven tackles to go along with his two and a half sacks.

SCORING SUMMARY

- First Quarter**
 MICH: Robinson, D. 9 yd run (Gibbons kick)
Second Quarter
 MICH: Robinson, D. 2 yd run (Gibbons kick)
Third Quarter
 MICH: Gibbons 27 yd field goal
 ILL: Scheelhaase 13 yd run (Dimke kick)
Fourth Quarter
 MICH: Odoms 27 yd pass from Gardner (Gibbons kick)
 ILL: Ford 1 yd run (Dimke kick)
 MICH: Toussaint 27 yd run (Gibbons kick)

TEAM STATISTICS

Category	U-M	ILL
FIRST DOWNS	14	15
RUSHES-YARDS (NET)	48-223	33-37
PASSING YDS (NET)	139	177
Passes Att-Comp-Int	15-8-1	34-17-1
TOTAL OFFENSE	63-362	67-214
Fumble Returns-Yards	0-0	1-2
Punt Returns-Yards	4-62	2-8
Kickoff Returns-Yards	0-0	1-14
Interceptions-Yards	1-43	1-0
Punts (Number-Avg)	4-34.2	9-41.6
Fumbles-Lost	3-2	3-2
Penalties-Yards	4-29	4-25
Possession Time	32:45	27:15
Third-Down Conv.	6 of 14	5 of 17
Fourth-Down Conv.	0 of 1	2 of 2
Red-Zone	3-6	2-2
Sacks By: Number-Yards	4-49	1-8

INDIVIDUAL STATISTICS

RUSHING: Michigan-Toussaint 27-192; Robinson, D. 12-30; Gardner 2-9; Shaw 3-4; Smith, V. 1-0; TEAM 3-minus 12. Illinois-Ford 11-26; Scheelhaase 16-14; Pollard 5-11; TEAM 1-minus 14.

PASSING: Michigan-Robinson, D. 6-10-1-92; Gardner 2-5-0-47. Illinois-Scheelhaase 16-31-1-170; O'Toole 1-3-0-7.

RECEIVING: Michigan-Hemingway 3-43; Odoms 2-46; Koger 2-42; Gallon 1-8. Illinois-Jenkins 8-103; Davis 4-28; Lankford 1-18; Harris 1-14; Viliunas 1-7; Pollard 1-6; Young 1-1.

GAME 11:
Nebraska at Michigan
Michigan Stadium
November 19, 2011
113,718

	1st	2nd	3rd	4th	FINAL
Nebraska.....	7	3	7	0	17
Michigan.....	10	7	14	14	45

ANN ARBOR, Mich. -- The University of Michigan football team (No. 20 AP/No. 18 USA Today Coaches) routed Nebraska (No. 17 AP/No. 16 USA Today Coaches), 45-17, on Saturday (Nov. 19) at Michigan Stadium for the Wolverines' first win against a ranked opponent this season. Michigan heavily outgained (418-260) and out-possessed (41:13-18:39) the Cornhuskers to improve to a perfect 7-0 record at the Big House in 2011.

Michigan rode the legs of junior/sophomore running back Fitzgerald Toussaint (Youngstown, Ohio/Liberty) and junior quarterback Denard Robinson (Deerfield Beach, Fla./Deerfield Beach). Toussaint finished with a career-high 29 carries for 138 yards and two touchdowns, while Robinson earned 23 carries for 83 yards and two rushing scores. Toussaint eclipsed 100 rushing yards for the fourth time this season and the second time in as many weeks.

Through the air, Robinson completed 11-of-18 passes for 180 yards and two touchdowns. Robinson's passing touchdowns were to junior/sophomore wide receiver Jeremy Gallon (Apopka, Fla./Apopka) and senior wideout Martavious Odoms (Pahokee, Fla./Pahokee). Gallon recorded a team-high three catches for 34 yards and Odoms tallied two receptions for a season-best 47 yards.

Nebraska only reached the red zone twice and held possession for only 18:39 as Michigan posted six tackles-for-loss, three sacks, three fumble recoveries and a blocked punt. Senior/junior safety Jordan Kovacs (Curtice, Ohio/Clay) led the team with seven tackles and a TFL, while senior/junior middle linebacker Kenny Demens (Oak Park, Mich./Detroit Country Day) registered five tackles, an assisted sack and a pass breakup. Fifth-year senior defensive lineman Ryan Van Bergen added two TFLs -- bringing his total to seven in the past four games -- and a sack.

After both defenses forced three-and-outs to open the first quarter, Robinson led the Wolverines on an eight-play, 79-yard touchdown drive. Robinson sparked the drive on the first play, sprinting for 16 yards before being tripped up. Then, facing a third-and-eight, Robinson lobbed a 46-yard pass to senior/junior wide receiver Roy Roundtree (Trotwood, Ohio/Trotwood-Madison) down

the right sideline inside the Nebraska five-yard line. Robinson capped the scoring drive two plays later with a six-yard pass to a crossing Gallon in the end zone for a 7-0 lead.

Junior/sophomore placekicker Brendan Gibbons (West Palm Beach, Fla./Cardinal Newman) drilled a career-long 42-yard field goal into the wind to add three points to Michigan's lead with 2:03 left in the first quarter. The Cornhuskers recovered quickly, putting 10 points on the scoreboard in a 4:05 span to tie the game with a 54-yard, play-action touchdown pass and a 51-yard field goal.

Michigan retook the lead on the ensuing drive, marching 74 yards in 12 plays in 6:07. Robinson converted two third-and-six situations with an eight-yard completion to fifth-year senior wideout Junior Hemingway (Conway, S.C./Conway) and an eight-yard rush to extend the drive. Facing his third third down of the drive, Robinson ran to the left on a designed keeper and burst through the hole untouched for a 14-yard touchdown, giving the Wolverines a 17-10 lead at halftime.

The Wolverines pulled away in the third quarter, capitalizing on Nebraska special-teams mistakes. On the kickoff to open the second half, senior/junior wide receiver Terrence Robinson (Klein, Texas/Oak) drilled the Nebraska returner, forcing his first career fumble that sophomore cornerback Courtney Avery (Mansfield, Ohio/Lexington) -- who also notched a TFL and pass breakup -- jumped on at the Cornhusker 33-yard line. After a 23-yard throwback screen to Gallon set up Michigan near the goal line, Robinson scored his second rushing touchdown of the day from one-yard out on a play-action rollout to the right pylon.

Nebraska was forced to punt on the next possession, but the punter dropped the snap. By the time he picked the football back up, sophomore/freshman safety Josh Furman (Annapolis, Md./Old Mill Senior) blocked the punt -- Michigan's first since 2009. The Wolverines appeared to have stalled at the Nebraska five-yard line, setting up a short field-goal attempt, but sophomore wideout and holder Drew Dileo (Greenwell Springs, La./Parkview Baptist) took the snap and scurried four yards for a first down. Toussaint bounced to the outside on the next play, scoring on a one-yard touchdown run untouched to give Michigan a 31-10 advantage with 5:03 remaining in the third quarter.

After the Cornhuskers scored on a well-designed, three-yard option play late in the third quarter, the Wolverines added two more touchdowns. Robinson threw a perfect 38-yard touchdown strike to Odoms in the back of the end zone, and Toussaint added his second rushing score of the game on a tackle-breaking, 31-yard run following Nebraska's third fumble with 7:33 left in the fourth quarter for Michigan's final touchdown.



SCORING SUMMARY

First Quarter

MICH: Gallon, J. 6 yd pass from Robinson, D. (Gibbons kick)
 MICH: Gibbons, B. 42 yd field goal
 NEB: Kinnie, B. 54 yd pass from Martinez, T. (Maher, B. kick)

Second Quarter

NEB: Maher, Brett 51 yd field goal
 MICH: Robinson, D. 14 yd run (Gibbons, B. kick)

Third Quarter

MICH: Robinson, D. 1 yd run (Gibbons, B. kick)
 MICH: Toussaint, F. 1 yd run (Gibbons, B. kick)
 NEB: Abdullah, A. 3 yd run (Maher, B. kick)

Fourth Quarter

MICH: Odoms, M. 38 yd pass from Robinson, D. (Gibbons, B. kick)
 MICH: Toussaint, F. 31 yd run (Gibbons, B. kick)

TEAM STATISTICS

Category	NEB	U-M
FIRST DOWNS	11	24
RUSHES-YARDS (NET)	31-138	61-238
PASSING YDS (NET)	122	180
Passes Att-Comp-Int	23-9-0	19-11-1
TOTAL OFFENSE	54-260	80-418
Fumble Returns-Yards	0-0	0-0
Punt Returns-Yards	1-11	5-33
Kickoff Returns-Yards	7-159	3-70
Interceptions-Yards	1-10	0-0
Punts (Number-Avg)	6-46.0	4-36.8
Fumbles-Lost	4-3	0-0
Penalties-Yards	8-73	5-45
Possession Time	18:47	41:13
Third-Down Conv.	3 of 13	8 of 18
Fourth-Down Conv.	0 of 2	1 of 1
Red-Zone	1-2	5-5
Sacks By: Number-Yards	1-13	3-4

INDIVIDUAL STATISTICS

RUSHING: Nebraska-Martinez, T. 16-49; Burkhead, R. 10-36; Marlowe, T. 1-23; Abdullah, A. 2-19; David, L. 1-6; Green, A. 1-5. Michigan-Toussaint, F. 29-138; Robinson, D. 23-83; Hopkins, S. 2-15; Dileo, D. 1-4; Odoms, M. 1-1; Shaw, M. 2-0; TEAM 3-minus 3.
PASSING: Nebraska-Martinez, T. 9-23-0-122. Michigan-Robinson, D. 11-18-1-180; Gardner, D. 0-1-0-0.
RECEIVING: Nebraska-Marlowe, T. 3-24; Enunwa, Q. 3-21; Kinnie, B. 1-54; Reed, K. 1-15; Bell, K. 1-8. Michigan-Gallon, J. 3-34; Odoms, M. 2-47; Hemingway, J. 2-34; Toussaint, F. 2-4; Roundtree, R. 1-46; Dileo, D. 1-15.

GAME 12:
Ohio State at Michigan
Michigan Stadium
November 26, 2011
114,132

1st ...2nd ... 3rd 4th ...FINAL
 Ohio State 7 170 1034
 Michigan.....1677 1040

ANN ARBOR, Mich. -- Junior quarterback Denard Robinson (Deerfield Beach, Fla./Deerfield Beach) passed for three touchdowns and ran for two more, lifting the University of Michigan football team (No. 17 AP/No. 16 USA Today) to a 40-34 victory over Ohio State on Saturday (Nov. 26) at Michigan Stadium. The win snaps a seven-game losing streak to Ohio State -- the longest such drought in the rivalry -- and gives Michigan its first 10-win season since 2006 and its first-ever 8-0 home record.

Robinson totaled 337 yards and five touchdowns, carrying the ball 26 times for 170 yards -- pushing him past 1,000 rushing yards for the season -- and two touchdowns. He also completed 14-of-17 passes for 167 yards and three touchdowns.

Another standout on offense was junior/sophomore running back Fitzgerald Toussaint (Youngstown, Ohio/Liberty), who had 20 carries for 120 yards -- the second time this season that Michigan has had two 100-yard rushers in a game. Toussaint joined Robinson by surpassing 1,000 rushing yards for the season in this game, marking the first time since 1975 that the Wolverines have had two 1,000-yard rushers in a season.

Three seniors caught touchdown passes in their final home game at Michigan Stadium: tight end Kevin Koger (Toledo, Ohio/Whitmer), wide receiver Junior Hemingway (Conway, S.C./Conway) and wideout Martavius Odoms (Pahokee, Fla./Pahokee). Koger finished with a team-high four receptions for 40 yards, Hemingway grabbed two passes for a team-high 45 yards, and Odoms posted two catches for 25 yards.

Defensively, Michigan allowed 372 total yards but continued to apply pressure, recording seven tackles-for-loss and four sacks. Freshman linebacker Desmond Morgan (Holland, Mich./West Ottawa) led the Wolverines with a career-high 10 tackles, 1.5 TFLs and sack, while senior/junior middle linebacker Kenny Demens (Oak Park, Mich./Detroit Country Day) added eight tackles and an assisted sack. Fifth-year senior defensive end Ryan Van Bergen (Whitehall, Mich./Whitehall) tied a career high with seven tackles to go along with two tackles-for-loss, an assisted sack and a pass breakup, giving him nine TFLs in the last five games.

Ohio State jumped out to a quick lead, scoring on a 54-yard touchdown pass. The Wolverines responded two possessions later after a sack by senior/junior safety Jordan Kovacs (Curtice/Ohio/Clay) forced the Buckeyes to punt deep in their own territory. Two plays into the drive, Robinson pulled on a read option and beat the Ohio State defense to the corner, sprinting 41 yards down the left sideline for a touchdown to tie the game at 7-7 with 9:15 left in the first quarter.

Football Ticket Interest List
 Join us at Michigan Stadium in 2012! Support Michigan Athletics and gain priority for individual and season tickets by becoming a member of the Victors Club.

Junior defensive end Craig Roh (Scottsdale, Ohio/Chaparral) gave Michigan its first lead against Ohio State since 2007 on the ensuing possession. After starting on its own 20-yard line, the Buckeyes moved

all the way back to their three-yard line after two penalties and Van Bergen's tackle-for-loss. Roh rushed the right edge on third down, drawing an offensive holding penalty in the end zone, resulting in a safety and a 9-7 U-M lead.

The Michigan then tacked on seven more points. Starting near midfield after junior/sophomore wideout Jeremy Gallon's (Apopka, Fla./Apopka) 20-yard return on the short OSU kickoff, the Wolverines converted a fourth-and-one on a three-yard dive by sophomore fullback Stephen Hopkins (Double Oak, Texas/Marcus). Four plays later, Robinson threaded a 26-yard pass to Hemingway in the middle of the end zone for a touchdown and a 16-7 Michigan advantage.

The Buckeyes and Wolverines exchanged leads in the second quarter three times. Ohio State took a one-point lead with 7:51 left in the half after drilling a 45-yard field goal and 19-yard rushing score by Miller.

Robinson led the Wolverines 80 yards on nine plays on the ensuing drive, highlighted by a 46-yard counter rush by Toussaint and a five-yard reception by Odoms to give Michigan a first down at the OSU six-yard line. Robinson capped the drive two plays later with his second rushing touchdown of the game from six yards out. However, on the next drive, Miller connected on a 43-yard post route to give the Buckeyes a 24-23 lead heading into halftime.


The Maize and Blue received the ball to start the second half and marched 80 yards in 11 plays. The drive featured two big pass plays by Robinson. The first a 26-yard touch pass to Koger behind the OSU linebackers' outstretched hands to set up Michigan inside the red zone. The second came three plays later on third-and-11 when the offensive line gave Robinson time to connect with Odoms for a 20-yard touchdown to give U-M a 30-24 lead. After a dropped snap on the punt, resulting in a loss of 17 yards, Ohio State moved down to the U-M five-yard line. The Michigan defense made three stops, capped by a sack by Demens and sophomore defensive end Jibreel Black (Cincinnati, Ohio/Wyoming), forcing OSU to kick a 21-yard field goal to cut Michigan's lead to three points.

The home offense rewarded the defense's stop, extending the lead to two scores with a methodical 75-yard touchdown drive. The Wolverines utilized a 19-yard reception by Hemingway and a personal foul penalty on the Buckeyes to work their way down to the four-yard line. Facing third-and-short, Robinson faked the Ohio State defense with a play-action pass and found a wide-open Koger in the back of the end zone to give Michigan a 37-27 lead.

Ohio State marched 80 yards in one minute and 23 seconds, scoring on a four-yard touchdown run to shrink Michigan's lead back to three points.

The Wolverines appeared to have added another touchdown late in the fourth quarter, but offensive holding and personal foul penalties forced Michigan from the goal line back to the OSU 26-yard line. Junior/sophomore placekicker Brendan Gibbons (West Palm Beach, Fla./Cardinal Newman) converted a career-best 43-yard field goal to give Michigan a 40-34 lead with 1:59 left in the fourth quarter.

The Buckeyes had one last chance to win the game, needing to drive 80 yards for a touchdown with only one timeout. Miller scrambled for a first down on fourth-and-six to keep the drive alive, but sophomore cornerback Courtney Avery (Mansfield, Ohio/Lexington) -- who also notched a forced fumble -- tipped and then intercepted Miller's pass with 39 seconds left near midfield to seal the Michigan win.



SCORING SUMMARY

First Quarter

OSU: Brown 54 yd pass from Miller (Basil kick)
 MICH: Robinson, D. 41 yd run (Gibbons kick)
 MICH: TEAM safety
 MICH: Hemingway 26 yd pass from Robinson, D. (Gibbons kick)

Second Quarter

OSU: Basil 45 yd field goal
 OSU: Miller 19 yd run (Basil kick)
 MICH: Robinson, D. 6 yd run (Gibbons kick)
 OSU: Posey 43 yd pass from Miller (Basil kick)

Third Quarter

MICH: Odoms 20 yd pass from Robinson, D. (Gibbons kick)

Fourth Quarter

MICH: Basil 21 yd field goal
 MICH: Koger 4 yd pass from Robinson, D. (Gibbons kick)
 OSU: Herron 4 yd run (Basil kick)
 MICH: Gibbons 43 yd field goal

TEAM STATISTICS

Category	OSU	U-M
FIRST DOWNS	18	23
RUSHES-YARDS (NET)	31-137	50-277
PASSING YDS (NET)	235	167
Passes Att-Comp-Int	26-14-1	17-14-0
TOTAL OFFENSE	57-372	67-444
Fumble Returns-Yards	0-0	0-0
Punt Returns-Yards	1-0	0-0
Kickoff Returns-Yards	3-76	4-77
Interceptions-Yards	0-0	1-1
Punts (Number-Avg)	3-40.0	2-47.5
Fumbles-Lost	1-0	3-1
Penalties-Yards	5-47	3-29
Possession Time	24:50	35:10
Third-Down Conv.	5 of 12	5 of 11
Fourth-Down Conv.	1 of 2	1 of 2
Red-Zone	3-3	4-4
Sacks By: Number-Yards	1-3	4-15

INDIVIDUAL STATISTICS

RUSHING: Ohio State-Miller, B. 16-100; Herron 15-37. Michigan-Robinson, D. 26-170; Toussaint 20-120; Smith 1-3; Hopkins 1-3; TEAM 1-minus 2; Hagerup 1-minus 17.

PASSING: Ohio State-Miller, B. 14-25-1-235; TEAM 0-1-0-0. Michigan-Robinson, D. 14-17-0-167.

RECEIVING: Ohio State-Hall 4-32; Posey 3-58; Brown 2-76; Stoneburner 1-36; Frangel 1-20; Smith 1-6; Herron 1-6; Boren, Zach 1-1. Michigan-Koger 4-40; Hemingway 2-45; Dileo 2-32; Odoms 2-25; Gallon 2-11; Roundtree 1-8; Toussaint 1-6.

WOLVERINES IN THE NATIONAL FOOTBALL LEAGUE

FORMER WOLVERINE PLAYERS IN THE NFL

PLAYER, POSITION	TEAM
Adrian Arrington, WR.....	New Orleans Saints
Jason Avant, WR.....	Philadelphia Eagles
David Baas, OG.....	New York Giants
Jeff Backus, OT.....	Detroit Lions
Tom Brady, QB.....	New England Patriots
Alan Branch, DT.....	Seattle Seahawks
Steve Breaston, WR/RS.....	Kansas City Chiefs
Stevie Brown, DB.....	Indianapolis Colts
Prescott Burgess, LB.....	Baltimore Ravens
Braylon Edwards, WR.....	San Francisco 49ers
Jay Feely, PK.....	Arizona Cardinals
Larry Foote, LB.....	Pittsburgh Steelers
Jonathan Goodwin, C.....	San Francisco 49ers
Brandon Graham, DE.....	Philadelphia Eagles
James Hall, DE.....	St. Louis Rams
Leon Hall, CB.....	Cincinnati Bengals
David Harris, LB.....	New York Jets
Chad Henne, QB.....	Miami Dolphins
Steve Hutchinson, OG.....	Minnesota Vikings
Tim Jamison, DE.....	Houston Texans
Jake Long, OT.....	Miami Dolphins
Mario Manningham, WR.....	New York Giants
Zoltan Mesko, P.....	New England Patriots
Jonas Mouton, LB.....	San Diego Chargers
Ryan Mundy, S *.....	Pittsburgh Steelers
Stephen Schilling, OL.....	San Diego Chargers
LaMarr Woodley, OLB.....	Pittsburgh Steelers
Charles Woodson, CB.....	Green Bay Packers

signed to practice squad

* graduated from Michigan but finished playing career at another institution.

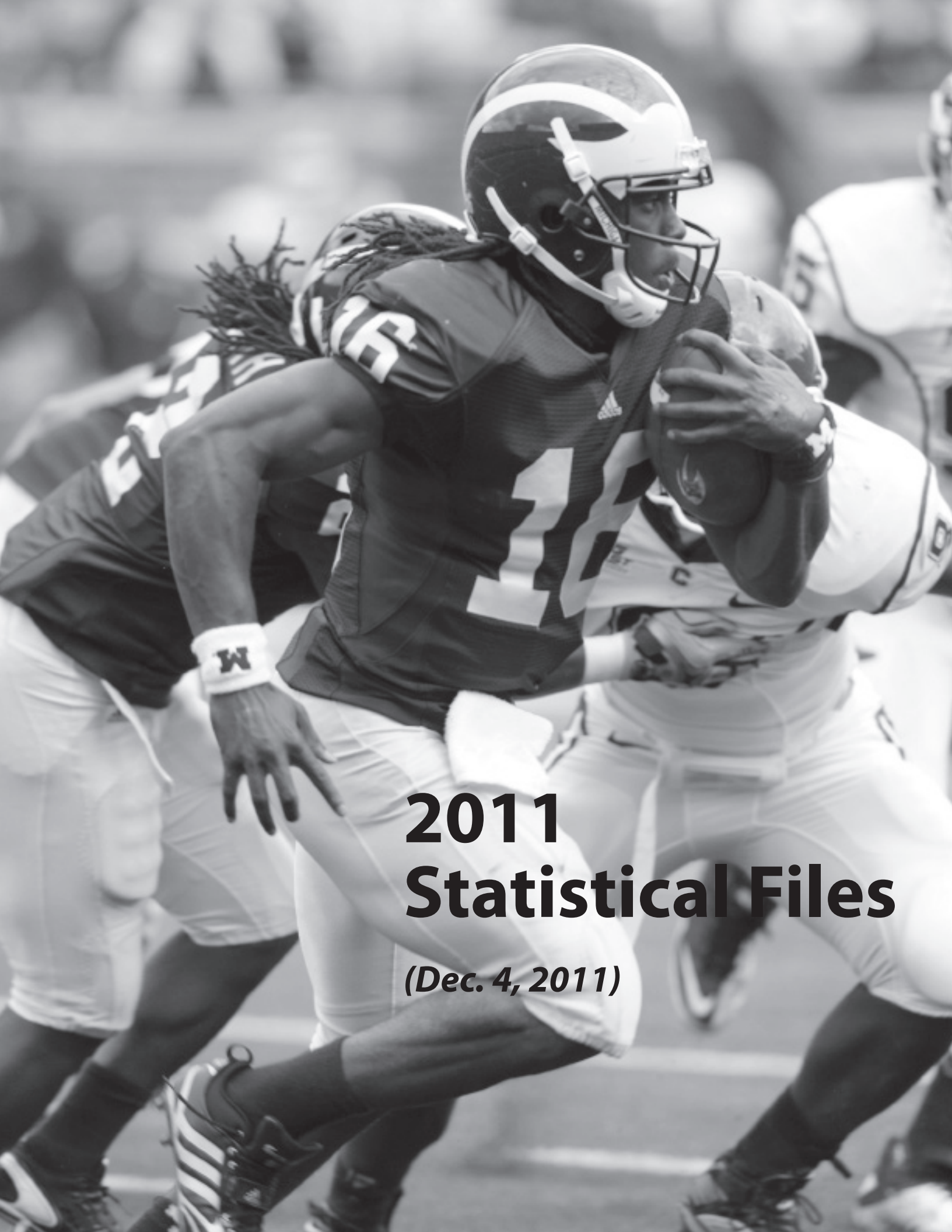
FORMER WOLVERINE PLAYERS COACHING IN THE NFL

Harold Goodwin, Assistant Offensive Line.....	Pittsburgh Steelers
Jim Harbaugh, Head Coach.....	San Francisco 49ers
Jim Herrmann, Linebackers.....	New York Giants
Jerald Ingram, Running Backs.....	New York Giants
Andy Moeller, Assistant Offensive Line.....	Baltimore Ravens
Mike Trgovac, Defensive Line.....	Green Bay Packers

FORMER U-M ASSISTANTS COACHING IN THE NFL

Cam Cameron, Offensive Coordinator.....	Baltimore Ravens
Mike DeBord, Tight Ends.....	Chicago Bears
Terry Malone, Tight Ends.....	New Orleans Saints
Bill Sheridan, Defensive Coordinator.....	Miami Dolphins





2011 Statistical Files

(Dec. 4, 2011)

2011 Michigan Football
Michigan Game Results (as of Nov 26, 2011)
All games

Date	Opponent		Score	Overall	Conference	Time	Attend
Sep 03, 2011	WESTERN MICHIGAN	W	34-10	1-0	0-0	3:35	110506
Sep 10, 2011	NOTRE DAME	W	35-31	2-0	0-0	3:30	114804
Sep 17, 2011	EASTERN MICHIGAN	W	31-3	3-0	0-0	2:56	110343
Sep 24, 2011	SAN DIEGO STATE	W	28-7	4-0	0-0	3:08	110707
* Oct 1, 2011	MINNESOTA	W	58-0	5-0	1-0	3:15	111106
* Oct 08, 2011	at Northwestern	W	42-24	6-0	2-0	3:16	47330
* Oct 15, 2011	at #23 Michigan State	L	14-28	6-1	2-1	3:27	77515
* Oct 29, 2011	PURDUE	W	36-14	7-1	3-1	3:04	112115
* Nov 5, 2011	at Iowa	L	16-24	7-2	3-2	3:11	70585
* Nov 12, 2011	at Illinois	W	31-14	8-2	4-2	3:23	60670
* Nov 19, 2011	NEBRASKA	W	45-17	9-2	5-2	3:30	113718
* Nov 26, 2011	OHIO STATE	W	40-34	10-2	6-2	3:35	114132

2011 MICHIGAN WOLVERINES GAME-BY-GAME OFFENSE

OPP	---1ST DOWNS---				DOWN CONV.		NET OFF		---RUSHING---			-----PASSING-----					-----TDs-----			FGs	FUM	PEN	PUNTS	
	T	R	P	P	3RD	4TH	TOT	PL	TOT	ATT	AVG	NET	SA-YDS	ATT-COMP	TD	IN	R	P	Rt	M-A	No-Ls	No-Yds	No-Avg	TOP
WMU	17	9	5	3	3/6	1/1	288	39	190	26	7.3	98	0-0	13-9	0	0	3	0	2	0-0	1-0	1-5	2-41.0	18:15
ND	16	5	10	1	3/9	0/0	452	50	114	26	4.4	338	1-5	24-11	4	3	1	4	0	0-0	1-0	9-82	5-38.6	22:59
EMU	24	19	5	0	9/14	0/1	471	68	376	50	7.4	95	0-0	18-7	2	1	2	2	0	1-1	1-0	2-17	3-35.0	32:15
SDSU	18	14	3	1	4/11	1/1	413	62	320	45	7.1	93	0-0	17-8	0	2	4	0	0	0-1	3-2	4-25	4-49.0	30:13
MINN	32	19	10	3	6/11	0/0	580	73	363	48	7.6	217	1-8	25-18	3	0	3	3	1	3-3	1-0	3-24	2-37.5	36:22
AT NW	23	8	14	1	14/17	1/1	541	78	179	50	3.6	362	0-0	28-19	2	3	4	2	0	0-1	0-0	5-65	1-38.0	37:57
AT MSU	20	8	8	6	3/15	2/4	250	67	82	36	2.3	168	7-62	31-12	1	1	1	1	0	0-0	2-0	5-40	7-31.9	29:27
PUR	25	17	7	1	7/13	1/2	535	70	339	53	6.4	196	1-8	17-10	0	2	4	0	0	2-2	0-0	5-51	2-40.5	36:25
AT IOWA	22	10	10	2	7/16	1/2	323	75	127	37	3.4	196	2-28	38-18	2	1	0	2	0	1-1	2-1	3-20	5-39.4	30:06
AT ILL	14	8	6	0	6/14	0/1	362	63	223	48	4.6	139	1-8	15-8	1	1	3	1	0	1-2	3-2	4-29	4-34.2	32:45
NEB	24	14	6	4	8/18	1/1	418	80	238	61	3.9	180	1-13	19-11	2	1	4	2	0	1-2	0-0	5-45	4-36.8	41:13
OSU	23	14	8	1	5/11	1/2	444	67	277	50	5.5	167	1-3	17-14	2	0	2	3	0	1-1	3-1	3-29	2-47.5	35:10
VA.TECH.																								
TOTAL	258	145	90	23	75/155	9/16	5077	792	2828	530	5.3	2249	15-135	262-145	20	15	31	20	3	10-14	17-6	49-432	41-38.3	31:56

2011 MICHIGAN WOLVERINES GAME-BY-GAME DEFENSE

OPP	---1ST DOWNS---				DOWN CONV.		NET OFF		---RUSHING---			-----PASSING-----					-----TDs-----			FGs	FUM	PEN	PUNTS	
	T	R	P	P	3RD	4TH	TOT	PL	TOT	ATT	AVG	NET	SA-YDS	ATT-COMP	TD	IN	R	P	Rt	M-A	No-Ls	No-Yds	No-Avg	TOP
WMU	17	8	9	0	6/11	1/1	279	56	96	25	3.8	183	2-16	31-22	0	1	1	0	0	1-2	3-2	8-50	2-46.5	25:18
ND	28	9	15	4	8/14	0/0	513	72	198	33	6.0	315	0-0	39-27	3	2	1	3	0	1-1	4-3	9-75	4-33.5	37:01
EMU	12	10	1	1	4/12	1/2	236	52	207	46	4.5	29	1-6	6-3	0	1	0	0	0	1-2	1-1	5-45	5-43.6	27:45
SDSU	20	5	15	0	8/18	0/3	376	77	123	29	4.2	253	1-14	48-23	1	0	0	1	0	0-0	4-3	6-55	6-38.2	29:47
MINN	8	2	5	1	0/11	0/0	177	47	73	25	2.9	104	3-16	22-11	0	0	0	0	0	0-0	2-2	9-74	10-36.3	23:38
AT NW	26	6	17	3	4/11	0/2	438	70	107	25	4.3	331	4-26	45-32	0	1	3	0	0	1-1	1-1	5-51	3-46.7	22:03
AT MSU	16	9	7	0	7/14	0/0	333	63	213	39	5.5	120	0-0	24-13	2	0	1	2	1	0-0	2-2	13-124	5-41.0	30:33
PUR	16	5	9	2	3/13	1/2	311	56	89	29	3.1	222	4-20	27-17	2	1	0	2	0	0-0	0-0	8-86	6-38.7	23:35
AT IOWA	15	6	8	1	4/12	1/2	302	56	131	35	3.7	171	2-10	21-14	1	0	2	1	0	1-1	0-0	5-29	5-40.0	29:54
AT ILL	15	6	8	1	5/17	2/2	214	67	37	33	1.1	177	4-49	34-17	0	1	2	0	0	0-0	3-2	4-25	9-41.6	27:15
NEB	11	7	4	0	3/13	0/2	260	54	138	31	4.5	122	3-4	23-9	1	0	1	1	0	1-1	4-3	8-73	6-46.0	18:39
OSU	18	9	8	1	5/12	1/2	372	57	137	31	4.4	235	4-15	26-14	2	1	2	2	0	2-2	1-0	5-47	3-40.0	24:50
VA.TECH																								
TOTAL	202	82	106	14	57/158	7/18	3811	727	1549	381	4.1	2262	28-176	346-202	12	8	13	12	1	8-10	24-19	85-734	64-40.4	26:42

2011 Michigan Football
Michigan Overall Team Statistics (as of Nov 26, 2011)
All games

Team Statistics	MICH	OPP
SCORING	410	206
Points Per Game	34.2	17.2
FIRST DOWNS	258	202
Rushing	145	82
Passing	90	106
Penalty	23	14
RUSHING YARDAGE	2828	1549
Yards gained rushing	3134	1837
Yards lost rushing	306	288
Rushing Attempts	530	381
Average Per Rush	5.3	4.1
Average Per Game	235.7	129.1
TDs Rushing	31	13
PASSING YARDAGE	2249	2262
Comp-Att-Int	145-262-15	202-346-8
Average Per Pass	8.6	6.5
Average Per Catch	15.5	11.2
Average Per Game	187.4	188.5
TDs Passing	20	12
TOTAL OFFENSE	5077	3811
Total Plays	792	727
Average Per Play	6.4	5.2
Average Per Game	423.1	317.6
KICK RETURNS: #-Yards	30-592	53-1131
PUNT RETURNS: #-Yards	22-198	20-169
INT RETURNS: #-Yards	8-156	15-121
KICK RETURN AVERAGE	19.7	21.3
PUNT RETURN AVERAGE	9.0	8.4
INT RETURN AVERAGE	19.5	8.1
FUMBLES-LOST	17-6	24-19
PENALTIES-Yards	49-432	85-734
Average Per Game	36.0	61.2
PUNTS-Yards	41-1569	64-2584
Average Per Punt	38.3	40.4
Net punt average	33.7	36.3
TIME OF POSSESSION/Game	31:56	26:42
3RD-DOWN Conversions	75/155	57/158
3rd-Down Pct	48%	36%
4TH-DOWN Conversions	9/16	7/18
4th-Down Pct	56%	39%
SACKS BY-Yards	28-176	15-135
MISC YARDS	0	1
TOUCHDOWNS SCORED	54	26
FIELD GOALS-ATTEMPTS	10-14	8-10
ON-SIDE KICKS	0-0	0-1
RED-ZONE SCORES	(46-55) 84%	(24-35) 69%
RED-ZONE TOUCHDOWNS	(36-55) 65%	(20-35) 57%
PAT-ATTEMPTS	(52-53) 98%	(26-26) 100%
ATTENDANCE	897431	256100
Games/Avg Per Game	8/112179	4/64025
Neutral Site Games		0/0

Score by Quarters	1st	2nd	3rd	4th	oT	Total
Michigan	88	115	86	121	0	410
Opponents	70	49	42	45	0	206

2011 Michigan Football
Michigan Overall Individual Statistics (as of Nov 26, 2011)
All games

<u>Rushing</u>	<u>gp-gs</u>	<u>att</u>	<u>gain</u>	<u>loss</u>	<u>net</u>	<u>avg</u>	<u>td</u>	<u>lg</u>	<u>avg/g</u>
Robinson, Denard	12-12	208	1307	144	1163	5.6	16	53	96.9
Toussaint, Fitz	11-10	174	1059	48	1011	5.8	9	65	91.9
Smith, Vincent	11-1	49	303	7	296	6.0	2	38	26.9
Shaw, Michael	9-1	31	214	15	199	6.4	3	44	22.1
Rawls, Thomas	9-0	13	80	1	79	6.1	0	25	8.8
Gardner, Devin	9-0	25	101	48	53	2.1	1	15	5.9
Hopkins, Stephen	11-2	11	43	0	43	3.9	0	12	3.9
Gallon, Jeremy	12-1	2	19	0	19	9.5	0	11	1.6
Dileo, Drew	12-0	2	7	0	7	3.5	0	4	0.6
Odoms, Martavious	11-3	1	1	0	1	1.0	0	1	0.1
Hagerup, Will	8-0	1	0	17	-17	-17.0	0	0	-2.1
TEAM	9-0	13	0	26	-26	-2.0	0	0	-2.9
Total	12	530	3134	306	2828	5.3	31	65	235.7
Opponents	12	381	1837	288	1549	4.1	13	41	129.1

<u>Passing</u>	<u>gp-gs</u>	<u>effic</u>	<u>comp-att-int</u>	<u>pct</u>	<u>yds</u>	<u>td</u>	<u>lg</u>	<u>avg/g</u>
Robinson, Denard	12-12	142.24	133-237-14	56.1	2056	18	77	171.3
Gardner, Devin	9-0	117.76	11-23-1	47.8	176	1	32	19.6
Smith, Vincent	11-1	286.40	1-2-0	50.0	17	1	17	1.5
Total	12	141.19	145-262-15	55.3	2249	20	77	187.4
Opponents	12	120.12	202-346-8	58.4	2262	12	54	188.5

<u>Receiving</u>	<u>gp-gs</u>	<u>no.</u>	<u>yds</u>	<u>avg</u>	<u>td</u>	<u>lg</u>	<u>avg/g</u>
Hemingway, Junior	12-11	32	636	19.9	2	77	53.0
Gallon, Jeremy	12-1	30	450	15.0	3	64	37.5
Koger, Kevin	12-11	21	235	11.2	4	40	19.6
Roundtree, Roy	12-12	18	345	19.2	2	57	28.8
Smith, Vincent	11-1	10	142	14.2	2	32	12.9
Dileo, Drew	12-0	9	121	13.4	2	28	10.1
Odoms, Martavious	11-3	7	131	18.7	3	38	11.9
Toussaint, Fitz	11-10	5	14	2.8	1	7	1.3
Grady, Kelvin	12-3	4	64	16.0	0	27	5.3
Jackson, Jeremy	12-0	3	36	12.0	0	19	3.0
Hopkins, Stephen	11-2	1	28	28.0	0	28	2.5
McColgan, John	11-1	1	15	15.0	0	15	1.4
Shaw, Michael	9-1	1	12	12.0	0	12	1.3
Watson, Steve	12-4	1	9	9.0	1	9	0.8
Moore, Brandon	10-0	1	9	9.0	0	9	0.9
Gardner, Devin	9-0	1	2	2.0	0	2	0.2
Total	12	145	2249	15.5	20	77	187.4
Opponents	12	202	2262	11.2	12	54	188.5

<u>Punt Returns</u>	<u>no.</u>	<u>yds</u>	<u>avg</u>	<u>td</u>	<u>lg</u>
Gallon, Jeremy	19	192	10.1	0	32
Dileo, Drew	1	0	0.0	0	0
Furman, Josh	1	6	6.0	0	0
Floyd, J.T.	1	0	0.0	0	0
Total	22	198	9.0	0	32
Opponents	20	169	8.4	0	22

<u>Interceptions</u>	<u>no.</u>	<u>yds</u>	<u>avg</u>	<u>td</u>	<u>lg</u>
Avery, Courtney	2	1	0.5	0	1
Floyd, J.T.	2	59	29.5	0	43
Kovacs, Jordan	1	2	2.0	0	2
Herron, Brandon	1	94	94.0	1	94
Hawthorne, Brandin	1	0	0.0	0	0
Gordon, Thomas	1	0	0.0	0	0
Total	8	156	19.5	1	94
Opponents	15	121	8.1	1	39

<u>Kick Returns</u>	<u>no.</u>	<u>yds</u>	<u>avg</u>	<u>td</u>	<u>lg</u>
Odoms, Martavious	16	352	22.0	0	33
Smith, Vincent	7	129	18.4	0	24
Gallon, Jeremy	3	46	15.3	0	20
Grady, Kelvin	3	57	19.0	0	25
Koger, Kevin	1	8	8.0	0	8
Total	30	592	19.7	0	33
Opponents	53	1131	21.3	0	38

<u>Fumble Returns</u>	<u>no.</u>	<u>yds</u>	<u>avg</u>	<u>td</u>	<u>lg</u>
Avery, Courtney	1	83	83.0	1	83
Herron, Brandon	1	29	29.0	1	29
Total	2	112	56.0	2	83
Opponents	1	2	2.0	0	2

**2011 Michigan Football
Michigan Overall Individual Statistics (as of Nov 26, 2011)
All games**

Scoring	td	fg	PAT				dpx	saf	pts
			kick	rush	rcv	pass			
Robinson, Denard	16	-	-	-	-	-	-	96	
Gibbons, Brendan	-	10-14	52-53	-	-	-	-	82	
Toussaint, Fitz	10	-	-	-	-	-	-	60	
Smith, Vincent	4	-	-	-	-	-	-	24	
Koger, Kevin	4	-	-	-	-	-	-	24	
Gallon, Jeremy	3	-	-	-	-	-	-	18	
Shaw, Michael	3	-	-	-	-	-	-	18	
Odoms, Martavious	3	-	-	-	-	-	-	18	
Roundtree, Roy	2	-	-	-	-	-	-	12	
Dileo, Drew	2	-	-	0-1	-	-	-	12	
Herron, Brandon	2	-	-	-	-	-	-	12	
Hemingway, Junior	2	-	-	-	-	-	-	12	
Gardner, Devin	1	-	-	-	-	-	-	6	
Watson, Steve	1	-	-	-	-	-	-	6	
Avery, Courtney	1	-	-	-	-	-	-	6	
TEAM	-	-	-	-	-	-	1	2	
Martin, Mike	-	-	-	-	-	-	1	2	
Total	54	10-14	52-53	0-1	-	-	-	2 410	
Opponents	26	8-10	26-26	-	-	-	-	206	

Total Offense	g	plays	rush	pass	total	avg/g
Robinson, Denard	12	445	1163	2056	3219	268.2
Toussaint, Fitz	11	174	1011	0	1011	91.9
Smith, Vincent	11	51	296	17	313	28.5
Gardner, Devin	9	48	53	176	229	25.4
Shaw, Michael	9	31	199	0	199	22.1
Rawls, Thomas	9	13	79	0	79	8.8
Hopkins, Stephen	11	11	43	0	43	3.9
Gallon, Jeremy	12	2	19	0	19	1.6
Dileo, Drew	12	2	7	0	7	0.6
Odoms, Martavious	11	1	1	0	1	0.1
Hagerup, Will	8	1	-17	0	-17	-2.1
TEAM	9	13	-26	0	-26	-2.9
Total	12	792	2828	2249	5077	423.1
Opponents	12	727	1549	2262	3811	317.6

Field Goals	fg	pct.	01-19	20-29	30-39	40-49	50-99	lg	blk
Gibbons, Brendan	10-14	71.4	0-0	4-4	4-6	2-4	0-0	43	1

FG Sequence	Michigan	Opponents
Western Michigan	-	38,(36)
Notre Dame	-	(38)
Eastern Michigan	(21)	(21),50
San Diego State	40	-
Minnesota	(25),(32),(38)	-
Northwestern	37	(20)
Michigan State	-	-
Purdue	(37),(22)	-
Iowa	(32)	(42)
Illinois	38,(27)	-
Nebraska	(42),42	(51)
Ohio State	(43)	(45),(21)

Punting	no.	yds	avg	lg	tb	fc	i20	50+	blk
Hagerup, Will	27	993	36.8	50	1	7	5	1	0
Wile, Matt	14	576	41.1	51	0	4	4	2	0
Total	41	1569	38.3	51	1	11	9	3	0
Opponents	64	2584	40.4	69	3	14	18	9	1

Kickoffs	no.	yds	avg	tb	ob	retn	net	ydln
Wile, Matt	75	4798	64.0	19	3			
Total	75	4798	64.0	19	3	21.3	43.8	26
Opponents	46	2954	64.2	15	0	19.7	44.8	25

Numbers in (parentheses) indicate field goal was made.

2011 Michigan Football
Michigan Overall Individual Statistics (as of Nov 26, 2011)
All games

<u>All Purpose</u>	<u>g</u>	<u>rush</u>	<u>rcv</u>	<u>pr</u>	<u>kr</u>	<u>ir</u>	<u>total</u>	<u>avg/g</u>
Robinson, Denar	12	1163	0	0	0	0	1163	96.9
Toussaint, Fitz	11	1011	14	0	0	0	1025	93.2
Gallon, Jeremy	12	19	450	192	46	0	707	58.9
Hemingway, Jun	12	0	636	0	0	0	636	53.0
Smith, Vincent	11	296	142	0	129	0	567	51.5
Odoms, Martavi	11	1	131	0	352	0	484	44.0
Roundtree, Roy	12	0	345	0	0	0	345	28.8
Koger, Kevin	12	0	235	0	8	0	243	20.2
Shaw, Michael	9	199	12	0	0	0	211	23.4
Dileo, Drew	12	7	121	0	0	0	128	10.7
Grady, Kelvin	12	0	64	0	57	0	121	10.1
Herron, Brandon	4	0	0	0	0	94	94	23.5
Rawls, Thomas	9	79	0	0	0	0	79	8.8
Hopkins, Stephe	11	43	28	0	0	0	71	6.5
Floyd, J.T.	12	0	0	0	0	59	59	4.9
Gardner, Devin	9	53	2	0	0	0	55	6.1
Jackson, Jeremy	12	0	36	0	0	0	36	3.0
McColgan, John	11	0	15	0	0	0	15	1.4
Watson, Steve	12	0	9	0	0	0	9	0.8
Moore, Brandon	10	0	9	0	0	0	9	0.9
Furman, Josh	11	0	0	6	0	0	6	0.5
Kovacs, Jordan	11	0	0	0	0	2	2	0.2
Avery, Courtney	12	0	0	0	0	1	1	0.1
Hagerup, Will	8	-17	0	0	0	0	-17	-2.1
TEAM	9	-26	0	0	0	0	-26	-2.9
Total	12	2828	2249	198	592	156	6023	501.9
Opponents	12	1549	2262	169	1131	121	5232	436.0

2011 Michigan Football
Michigan Overall Defensive Statistics (as of Nov 26, 2011)
All games

##	Defensive Leaders	gp-gs	Tackles				tfl/yds	Sacks no-yds	Pass defense			Fumbles		blkd	
			ua	a	tot				int-yds	brup	qbh	rcv-yds	ff	kick	saf
25	Demens, Kenny	12-12	45	41	86	5.0-20	3.0-18	.	1	1	.	1	.	.	
32	Kovacs, Jordan	11-11	45	19	64	8.0-48	4.0-36	1-2	1	1	1-0	2	.	.	
30	Gordon, Thomas	12-9	37	22	59	1.5-2	.	1-0	2	.	4-0	2	.	.	
68	Martin, Mike	12-12	16	38	54	5.5-24	3.0-18	.	.	3	.	.	.	1	
44	Morgan, Desmond	11-6	21	32	53	2.5-4	1.0-1	.	1	.	1-0	.	.	.	
8	Floyd, J.T.	12-11	30	15	45	.	.	2-59	8	.	.	1	.	.	
7A	Hawthorne, Brandin	11-5	25	18	43	3.0-6	1.0-1	1-0	1	
53	Van Bergen, Ryan	12-11	24	17	41	12.0-54	5.0-34	.	4	3	3-0	1	.	.	
18	Countess, Blake	11-5	24	12	36	1.0-1	.	.	6	.	.	1	.	.	
90	Ryan, Jake	12-10	14	16	30	7.0-17	2.0-5	.	.	.	2-0	1	.	.	
88	Roh, Craig	12-12	18	11	29	8.0-37	4.0-31	.	.	2	.	1	.	.	
29	Woolfolk, Troy	12-10	16	13	29	.	.	.	2	
5	Avery, Courtney	12-3	16	8	24	1.5-13	0.5-6	2-1	3	.	2-83	1	.	.	
39	Heininger, Will	12-12	10	13	23	4.0-16	1.0-8	.	1	
55	Black, Jibreel	12-0	11	6	17	1.5-10	1.5-10	1	.	.	
13	Johnson, Carvin	8-0	9	5	14	.	.	.	1	.	1-0	.	.	.	
73	Campbell, Will	12-0	5	6	11	2.5-9	2.0-8	.	1	.	1-0	.	.	.	
97	Beyer, Brennen	10-0	5	6	11	
14	Furman, Josh	11-0	5	5	10	1	.	
2H	Cavanaugh, Matthew	12-0	3	7	10	
42	Fitzgerald, J.B.	12-0	4	6	10	1-0	.	.	.	
3	Robinson, Marvin	5-1	6	3	9	
58	Herron, Brandon	4-1	1	7	8	.	.	1-94	.	.	1-29	.	.	.	
23	Simmons, Floyd	12-0	6	.	6	2	.	.	
82	Robinson, Terrence	11-0	3	2	5	1-0	1	.	.	
5G	Clark, Frank	11-0	2	3	5	
24	Hollowell, Delonte	4-0	4	1	5	
45	Wile, Matt	12-0	4	.	4	
27	Jones, Mike	9-0	3	1	4	
2	Smith, Vincent	11-1	3	.	3	
49	McColgan, John	11-1	3	.	3	1-0	.	.	.	
4	Gordon, Cameron	6-0	2	1	3	
6	Taylor, Raymon	9-0	1	1	2	
84	Watson, Steve	12-4	.	2	2	
10	Gallon, Jeremy	12-1	2	.	2	
31	Van Slyke, Jared	11-0	1	1	2	.	.	.	1	
21	Hemingway, Junior	12-11	1	1	2	
20	Shaw, Michael	9-1	1	.	1	
76	Washington, Quinton	8-0	1	.	1	
86	Koger, Kevin	12-11	1	.	1	
91	Pomarico, Tom	12-0	.	1	1	
72	Huyge, Mark	12-12	1	.	1	
67	Brink, Nathan	11-1	1	.	1	1.0-4	
43	Hagerup, Will	8-0	1	.	1	
75	Schofield, Michael	12-9	1	.	1	
TM	TEAM	9-0	1	
	Total	12	432	340	772	64-265	28-176	8-156	33	10	19-112	15	1	2	
	Opponents	12	447	376	823	69-258	15-135	15-121	24	6	6-2	10	2	.	

2011 Michigan Football
Michigan Team Game-by-Game (as of Nov 26, 2011)
All games

TEAM STATISTICS

Date	Opponent	Rushing				Receiving				Passing				Kick Returns				Punt Returns				tot off
		no.	yds	td	lg	no.	yds	td	lg	cmp	att	int	yds	td	lg	no.	yds	td	lg	no.	yds	
Sep 03	WESTERN MICHIGAN	26	190	3	44	9	98	0	37	9-13-0	98	0	37	3	57	0	25	1	5	0	5	288
Sep 10	NOTRE DAME	26	114	1	39	11	338	4	77	11-24-3	338	4	77	5	98	0	24	1	21	0	21	452
Sep 17	EASTERN MICHIGAN	50	376	2	52	7	95	2	24	7-18-1	95	2	24	2	31	0	17	3	17	0	9	471
Sep 24	SAN DIEGO STATE	45	320	4	53	8	93	0	32	8-17-2	93	0	32	0	0	0	0	2	21	0	21	413
Oct 1	MINNESOTA	48	363	3	35	18	217	3	28	18-25-0	217	3	28	0	0	0	0	1	0	0	0	580
Oct 08	at Northwestern	50	179	4	25	19	362	2	57	19-28-3	362	2	57	3	56	0	25	0	0	0	0	541
Oct 15	at Michigan State	36	82	1	26	12	168	1	34	12-31-1	168	1	34	2	32	0	17	2	22	0	18	250
Oct 29	PURDUE	53	339	4	59	10	196	0	49	10-17-2	196	0	49	3	81	0	33	1	0	0	0	535
Nov 5	at Iowa	37	127	0	22	18	196	2	19	18-38-1	196	2	19	5	90	0	28	2	17	0	9	323
Nov 12	at Illinois	48	223	3	65	8	139	1	40	8-15-1	139	1	40	0	0	0	0	4	62	0	32	362
Nov 19	NEBRASKA	61	238	4	31	11	180	2	46	11-19-1	180	2	46	3	70	0	32	5	33	0	17	418
Nov 26	OHIO STATE	50	277	2	46	14	167	3	28	14-17-0	167	3	28	4	77	0	25	0	0	0	0	444
Michigan		530	2828	31	65	145	2249	20	77	145-262-15	2249	20	77	30	592	0	33	22	198	0	32	5077
		381	1549	13	41	202	2262	12	54	202-346-8	2262	12	54	53	1131	0	38	20	169	0	22	3811

Games played: 12
 Avg per rush: 5.3
 Avg per catch: 15.5
 Pass efficiency: 141.19
 Kick ret avg: 19.7
 Punt ret avg: 9.0
 All purpose avg/game: 501.9
 Total offense avg/gm: 423.1

Date	Opponent	Tackles				Sacks	Fumble		Pass Defense			Blkd	PAT Attempts				pts	
		ua	a	total	tfl-yds		no-yds	ff	fr-yds	int-yds	qbh		brup	kick	kick	rush		rcv
Sep 03	WESTERN MICHIGAN	31	36	67	4.0-20	2.0-16	1	2-29	1-94	0	4	0	4-5	0	0	0	0	34
Sep 10	NOTRE DAME	49	24	73	4.0-9	0.0-0	1	3-0	2-18	0	2	0	5-5	0	0	0	35	
Sep 17	EASTERN MICHIGAN	38	30	68	4.0-13	1.0-6	1	1-0	1-0	0	0	0	4-4	0	0	0	31	
Sep 24	SAN DIEGO STATE	43	24	67	4.0-22	1.0-14	3	3-0	0-0	0	4	0	4-4	0	0	0	28	
Oct 1	MINNESOTA	32	18	50	5.0-21	3.0-16	1	2-83	0-0	0	3	0	7-7	0	0	0	58	
Oct 08	at Northwestern	45	30	75	5.0-27	4.0-26	1	1-0	1-0	3	3	0	6-6	0	0	0	42	
Oct 15	at Michigan State	39	26	65	6.0-11	0.0-0	2	2-0	0-0	3	0	0	2-2	0	0	0	14	
Oct 29	PURDUE	28	38	66	7.0-29	4.0-20	0	0-0	1-0	0	3	0	4-4	0	0	1	36	
Nov 5	at Iowa	32	38	70	6.0-18	2.0-10	0	0-0	0-0	0	2	0	1-1	0	0	0	16	
Nov 12	at Illinois	31	28	59	6.0-54	4.0-49	1	2-0	1-43	4	5	0	4-4	0	0	0	31	
Nov 19	NEBRASKA	35	18	53	6.0-18	3.0-4	3	3-0	0-0	0	6	1	6-6	0	0	0	45	
Nov 26	OHIO STATE	29	30	59	7.0-23	4.0-15	1	0-0	1-1	0	1	0	5-5	0	0	1	40	
Michigan		432	340	772	64.0-265	28.0-176	15	19-112	8-156	10	33	1	52-53	0	0	2	410	
		447	376	823	69.0-258	15.0-135	10	6-2	15-121	6	24	2	26-26	0	0	0	206	

Date	Opponent	Punting						Field Goals				Kickoffs						
		no.	yds	avg	long	blkd	tb	fc	50+	i20	md-att	long	blkd	no.	yds	avg	tb	ob
Sep 03	WESTERN MICHIGAN	2	82	41.0	47	0	0	0	0	1	0-0	0	0	6	395	65.8	0	0
Sep 10	NOTRE DAME	5	193	38.6	47	0	0	2	0	1	0-0	0	0	6	361	60.2	0	0
Sep 17	EASTERN MICHIGAN	3	105	35.0	41	0	0	1	0	0	1-1	21	0	6	350	58.3	0	0
Sep 24	SAN DIEGO STATE	4	196	49.0	51	0	0	1	2	2	0-1	0	0	5	341	68.2	1	0
Oct 1	MINNESOTA	2	75	37.5	47	0	0	0	0	0	3-3	38	0	11	683	62.1	3	1
Oct 08	at Northwestern	1	38	38.0	38	0	0	0	0	0	0-1	0	1	7	454	64.9	3	1
Oct 15	at Michigan State	7	223	31.9	42	0	1	1	0	4	0-0	0	0	3	158	52.7	0	0
Oct 29	PURDUE	2	81	40.5	49	0	0	0	0	0	2-2	37	0	6	386	64.3	2	0
Nov 5	at Iowa	5	197	39.4	49	0	0	3	0	0	1-1	32	0	4	246	61.5	0	1
Nov 12	at Illinois	4	137	34.2	44	0	0	0	0	1	1-2	27	0	6	409	68.2	5	0
Nov 19	NEBRASKA	4	147	36.8	50	0	0	2	1	0	1-2	42	0	8	537	67.1	1	0
Nov 26	OHIO STATE	2	95	47.5	48	0	0	1	0	0	1-1	43	0	7	478	68.3	4	0
Michigan		41	1569	38.3	51	0	1	11	3	9	10-14	43	1	75	4798	64.0	19	3
		64	2584	40.4	69	1	3	14	9	18	8-10	51	0	46	2954	64.2	15	0

2011 Michigan Football
Michigan Opponent Game-by-Game (as of Nov 26, 2011)
All games

OPPONENT STATISTICS

Date	Opponent	Rushing				Receiving				Passing				Kick Returns				Punt Returns				tot off
		no.	yds	td	lg	no.	yds	td	lg	cmp-att-int	yds	td	lg	no.	yds	td	lg	no.	yds	td	lg	
Sep 03	WESTERN MICHIGAN	25	96	1	24	22	183	0	20	22-31-1	183	0	20	6	188	0	38	2	16	0	11	279
Sep 10	NOTRE DAME	33	198	1	38	27	315	3	29	27-39-2	315	3	29	6	89	0	34	3	10	0	13	513
Sep 17	EASTERN MICHIGAN	46	207	0	19	3	29	0	18	3-6-1	29	0	18	6	122	0	32	2	16	0	15	236
Sep 24	SAN DIEGO STATE	29	123	0	30	23	253	1	30	23-48-0	253	1	30	4	75	0	29	2	22	0	22	376
Oct 1	MINNESOTA	25	73	0	29	11	104	0	33	11-22-0	104	0	33	7	159	0	34	1	0	0	0	177
Oct 08	at Northwestern	25	107	3	23	32	331	0	39	32-45-1	331	0	39	3	48	0	20	1	20	0	20	438
Oct 15	at Michigan State	39	213	1	25	13	120	2	16	13-24-0	120	2	16	3	47	0	21	1	13	0	13	333
Oct 29	PURDUE	29	89	0	41	17	222	2	48	17-27-1	222	2	48	4	98	0	30	2	25	0	14	311
Nov 5	at Iowa	35	131	2	27	14	171	1	44	14-21-0	171	1	44	3	56	0	23	2	28	0	14	302
Nov 12	at Illinois	33	37	2	13	17	177	0	32	17-34-1	177	0	32	1	14	0	14	2	8	0	6	214
Nov 19	NEBRASKA	31	138	1	23	9	122	1	54	9-23-0	122	1	54	7	159	0	33	1	11	0	11	260
Nov 26	OHIO STATE	31	137	2	24	14	235	2	54	14-26-1	235	2	54	3	76	0	31	1	0	0	0	372
Opponents		381	1549	13	41	202	2262	12	54	202-346-8	2262	12	54	53	1131	0	38	20	169	0	22	3811
		530	2828	31	65	145	2249	20	77	145-262-15	2249	20	77	30	592	0	33	22	198	0	32	5077

Games played: 12
 Avg per rush: 4.1
 Avg per catch: 11.2
 Pass efficiency: 120.12
 Kick ret avg: 21.3
 Punt ret avg: 8.4
 All purpose avg/game: 436.0
 Total offense avg/gm: 317.6

Date	Opponent	Tackles				Sacks	Fumble		Pass Defense			Blkd	PAT Attempts				pts	
		ua	a	total	tfl-yds		no-yds	ff	fr-yds	int-yds	qbh		brup	kick	kick	rush		rcv
Sep 03	WESTERN MICHIGAN	26	16	42	2.0-2	0.0-0	0	0-0	0-0	0	1	1	1-1	0	0	0	0	10
Sep 10	NOTRE DAME	29	12	41	5.0-17	1.0-5	1	0-0	3-0	0	1	0	4-4	0	0	0	31	
Sep 17	EASTERN MICHIGAN	40	28	68	4.0-6	0.0-0	1	0-0	1-0	0	2	0	0-0	0	0	0	3	
Sep 24	SAN DIEGO STATE	37	24	61	4.0-9	0.0-0	2	2-0	2-0	0	1	0	1-1	0	0	0	7	
Oct 1	MINNESOTA	46	24	70	5.0-15	1.0-8	1	0-0	0-0	0	3	0	0-0	0	0	0	0	
Oct 08	at Northwestern	43	38	81	8.0-17	0.0-0	0	0-0	3-67	0	0	1	3-3	0	0	0	24	
Oct 15	at Michigan State	32	30	62	10.0-68	7.0-62	1	0-0	1-39	3	4	0	4-4	0	0	0	28	
Oct 29	PURDUE	34	52	86	5.0-18	1.0-8	0	0-0	2-0	0	3	0	2-2	0	0	0	14	
Nov 5	at Iowa	39	40	79	4.0-30	2.0-28	1	1-0	1-5	1	4	0	3-3	0	0	0	24	
Nov 12	at Illinois	23	60	83	9.0-37	1.0-8	2	2-2	1-0	2	1	0	2-2	0	0	0	14	
Nov 19	NEBRASKA	58	18	76	9.0-33	1.0-13	0	0-0	1-10	0	3	0	2-2	0	0	0	17	
Nov 26	OHIO STATE	40	34	74	4.0-6	1.0-3	1	1-0	0-0	0	1	0	4-4	0	0	0	34	
Opponents		447	376	823	69.0-258	15.0-135	10	6-2	15-121	6	24	2	26-26	0	0	0	206	
		432	340	772	64.0-265	28.0-176	15	19-112	8-156	10	33	1	52-53	0	0	2	410	

Date	Opponent	Punting										Field Goals			Kickoffs			
		no.	yds	avg	long	blkd	tb	fc	50+	i20	md-att	long	blkd	no.	yds	avg	tb	ob
Sep 03	WESTERN MICHIGAN	2	93	46.5	49	0	0	1	0	1	1-2	36	0	3	205	68.3	0	0
Sep 10	NOTRE DAME	4	134	33.5	52	0	0	1	1	2	1-1	38	0	6	414	69.0	1	0
Sep 17	EASTERN MICHIGAN	5	218	43.6	53	0	0	2	1	3	1-2	21	0	2	133	66.5	0	0
Sep 24	SAN DIEGO STATE	6	229	38.2	52	0	0	4	1	2	0-0	0	0	2	140	70.0	2	0
Oct 1	MINNESOTA	10	363	36.3	64	0	2	3	1	1	0-0	0	0	1	70	70.0	1	0
Oct 08	at Northwestern	3	140	46.7	47	0	0	0	0	0	1-1	20	0	4	248	62.0	1	0
Oct 15	at Michigan State	5	205	41.0	45	0	0	0	0	1	0-0	0	0	5	333	66.6	3	0
Oct 29	PURDUE	6	232	38.7	49	0	1	1	0	1	0-0	0	0	4	210	52.5	0	0
Nov 5	at Iowa	5	200	40.0	44	0	0	1	0	2	1-1	42	0	5	263	52.6	0	0
Nov 12	at Illinois	9	374	41.6	61	0	0	0	2	1	0-0	0	0	2	140	70.0	2	0
Nov 19	NEBRASKA	6	276	46.0	69	1	0	0	2	2	1-1	51	0	4	268	67.0	1	0
Nov 26	OHIO STATE	3	120	40.0	58	0	0	1	1	2	2-2	45	0	8	530	66.2	4	0
Opponents		64	2584	40.4	69	1	3	14	9	18	8-10	51	0	46	2954	64.2	15	0
		41	1569	38.3	51	0	1	11	3	9	10-14	43	1	75	4798	64.0	19	3

2011 Michigan Football
Michigan Red-Zone Results (as of Nov 26, 2011)
All games

Michigan Inside Opponent Red-Zone

Date	Opponent	Score	Times In RZ	Times Scored	Total Pts	Rush TDs	Pass TDs	FGs Made	Failed to score inside RZ						
									FGA	Down	Int	Fumb	Half	Game	
Sep 03, 2011	WESTERN MICHIGAN	W 34-10	2	2	13	2	2	0	0	0	0	0	0	0	0
Sep 10, 2011	NOTRE DAME	W 35-31	3	3	21	3	1	2	0	0	0	0	0	0	0
Sep 17, 2011	EASTERN MICHIGAN	W 31-3	5	5	31	4	2	2	1	0	0	0	0	0	0
Sep 24, 2011	SAN DIEGO STATE	W 28-7	3	3	21	3	3	0	0	0	0	0	0	0	0
Oct 1, 2011	MINNESOTA	W 58-0	9	8	44	5	3	2	3	0	0	0	0	1	0
Oct 08, 2011	at Northwestern	W 42-24	6	5	35	5	4	1	0	0	0	1	0	0	0
Oct 15, 2011	at Michigan State	L 14-28	2	1	7	1	1	0	0	0	1	0	0	0	0
Oct 29, 2011	PURDUE	W 36-14	5	4	20	2	2	0	2	0	1	0	0	0	0
Nov 5, 2011	at Iowa	L 16-24	5	3	16	2	0	2	1	0	1	1	0	0	0
Nov 12, 2011	at Illinois	W 31-14	6	3	17	2	2	0	1	1	1	0	1	0	0
Nov 19, 2011	NEBRASKA	W 45-17	5	5	31	4	3	1	1	0	0	0	0	0	0
Nov 26, 2011	OHIO STATE	W 40-34	4	4	24	3	1	2	1	0	0	0	0	0	0
Totals			55	46	280	36	24	12	10	1	4	2	1	1	0
46 of 55 (83.6%)															

Opponents Inside Michigan Red-Zone

Date	Opponent	Score	Times In RZ	Times Scored	Total Pts	Rush TDs	Pass TDs	FGs Made	Failed to score inside RZ						
									FGA	Down	Int	Fumb	Half	Game	
Sep 03, 2011	WESTERN MICHIGAN	W 34-10	3	2	10	1	1	0	1	0	0	1	0	0	0
Sep 10, 2011	NOTRE DAME	W 35-31	5	3	21	3	1	2	0	0	0	1	1	0	0
Sep 17, 2011	EASTERN MICHIGAN	W 31-3	2	1	3	0	0	0	1	0	1	0	0	0	0
Sep 24, 2011	SAN DIEGO STATE	W 28-7	3	1	7	1	0	1	0	0	1	0	1	0	0
Oct 1, 2011	MINNESOTA	W 58-0	1	0	0	0	0	0	0	0	0	0	1	0	0
Oct 08, 2011	at Northwestern	W 42-24	5	4	24	3	3	0	1	0	0	0	0	1	0
Oct 15, 2011	at Michigan State	L 14-28	3	3	21	3	1	2	0	0	0	0	0	0	0
Oct 29, 2011	PURDUE	W 36-14	3	1	7	1	0	1	0	0	1	1	0	0	0
Nov 5, 2011	at Iowa	L 16-24	3	3	21	3	2	1	0	0	0	0	0	0	0
Nov 12, 2011	at Illinois	W 31-14	2	2	14	2	2	0	0	0	0	0	0	0	0
Nov 19, 2011	NEBRASKA	W 45-17	2	1	7	1	1	0	0	0	1	0	0	0	0
Nov 26, 2011	OHIO STATE	W 40-34	3	3	17	2	2	0	1	0	0	0	0	0	0
Totals			35	24	152	20	13	7	4	0	4	3	3	1	0
24 of 35 (68.6%)															

2011 Michigan Football
Michigan By-Quarter Statistics (as of Nov 26, 2011)
All games

3rd-Down Conversions

Date	Opponent	Score	Overall	1st Qtr	2nd Qtr	3rd Qtr	4th Qtr	Overtime
Sep 03, 2011	WESTERN MICHIGAN	W 34-10	3-6 50.0	2-3 66.7	1-2 50.0	0-1 0.0		
Sep 10, 2011	NOTRE DAME	W 35-31	3-9 33.3	0-2 0.0	0-3 0.0	1-2 50.0	2-2 100.0	
Sep 17, 2011	EASTERN MICHIGAN	W 31-3	9-14 64.3	0-2 0.0	1-3 33.3	5-5 100.0	3-4 75.0	
Sep 24, 2011	SAN DIEGO STATE	W 28-7	4-11 36.4	2-2 100.0	0-2 0.0	2-4 50.0	0-3 0.0	
Oct 1, 2011	MINNESOTA	W 58-0	6-11 54.5	3-3 100.0	2-3 66.7	1-3 33.3	0-2 0.0	
Oct 08, 2011	at Northwestern	W 42-24	14-17 82.4	4-4 100.0	1-3 33.3	5-5 100.0	4-5 80.0	
Oct 15, 2011	at Michigan State	L 14-28	3-15 20.0	0-2 0.0	1-4 25.0	2-5 40.0	0-4 0.0	
Oct 29, 2011	PURDUE	W 36-14	7-13 53.8	3-4 75.0	2-4 50.0	1-2 50.0	1-3 33.3	
Nov 5, 2011	at Iowa	L 16-24	7-16 43.8	2-4 50.0	1-3 33.3	3-5 60.0	1-4 25.0	
Nov 12, 2011	at Illinois	W 31-14	6-14 42.9	1-2 50.0	3-6 50.0	1-4 25.0	1-2 50.0	
Nov 19, 2011	NEBRASKA	W 45-17	8-18 44.4	1-3 33.3	4-6 66.7	1-3 33.3	2-6 33.3	
Nov 26, 2011	OHIO STATE	W 40-34	5-11 45.5	0-3 0.0	2-3 66.7	2-3 66.7	1-2 50.0	
Michigan			75-155 48.4	18-34 52.9	18-42 42.9	24-42 57.1	15-37 40.5	0-0 0.0
Opponents			57-158 36.1	11-33 33.3	14-43 32.6	15-34 44.1	17-48 35.4	0-0 0.0

4th-Down Conversions

Date	Opponent	Score	Overall	1st Qtr	2nd Qtr	3rd Qtr	4th Qtr	Overtime
Sep 03, 2011	WESTERN MICHIGAN	W 34-10	1-1 100.0	1-1 100.0	0-0 0.0	0-0 0.0		
Sep 10, 2011	NOTRE DAME	W 35-31	0-0 0.0	0-0 0.0	0-0 0.0	0-0 0.0	0-0 0.0	
Sep 17, 2011	EASTERN MICHIGAN	W 31-3	0-1 0.0	0-1 0.0	0-0 0.0	0-0 0.0	0-0 0.0	
Sep 24, 2011	SAN DIEGO STATE	W 28-7	1-1 100.0	0-0 0.0	1-1 100.0	0-0 0.0	0-0 0.0	
Oct 1, 2011	MINNESOTA	W 58-0	0-0 0.0	0-0 0.0	0-0 0.0	0-0 0.0	0-0 0.0	
Oct 08, 2011	at Northwestern	W 42-24	1-1 100.0	0-0 0.0	1-1 100.0	0-0 0.0	0-0 0.0	
Oct 15, 2011	at Michigan State	L 14-28	2-4 50.0	1-1 100.0	0-0 0.0	0-0 0.0	1-3 33.3	
Oct 29, 2011	PURDUE	W 36-14	1-2 50.0	0-0 0.0	1-1 100.0	0-1 0.0	0-0 0.0	
Nov 5, 2011	at Iowa	L 16-24	1-2 50.0	0-0 0.0	0-0 0.0	0-0 0.0	1-2 50.0	
Nov 12, 2011	at Illinois	W 31-14	0-1 0.0	0-0 0.0	0-1 0.0	0-0 0.0	0-0 0.0	
Nov 19, 2011	NEBRASKA	W 45-17	1-1 100.0	0-0 0.0	0-0 0.0	1-1 100.0	0-0 0.0	
Nov 26, 2011	OHIO STATE	W 40-34	1-2 50.0	1-1 100.0	0-0 0.0	0-1 0.0	0-0 0.0	
Michigan			9-16 56.2	3-4 75.0	3-4 75.0	1-3 33.3	2-5 40.0	0-0 0.0
Opponents			7-18 38.9	2-5 40.0	1-2 50.0	0-1 0.0	4-10 40.0	0-0 0.0

Time of Possession

Date	Opponent	Score	Overall	1st Qtr	2nd Qtr	3rd Qtr	4th Qtr	Overtime
Sep 03, 2011	WESTERN MICHIGAN	W 34-10	18:15	7:49	6:49	3:37		
Sep 10, 2011	NOTRE DAME	W 35-31	22:59	5:39	5:04	6:16	6:00	
Sep 17, 2011	EASTERN MICHIGAN	W 31-3	32:15	4:25	8:43	11:36	7:31	
Sep 24, 2011	SAN DIEGO STATE	W 28-7	30:13	5:56	7:31	9:21	7:25	
Oct 1, 2011	MINNESOTA	W 58-0	36:22	10:33	7:25	8:17	10:07	
Oct 08, 2011	at Northwestern	W 42-24	37:57	9:11	7:47	12:28	8:31	
Oct 15, 2011	at Michigan State	L 14-28	29:27	8:23	6:31	6:50	7:43	
Oct 29, 2011	PURDUE	W 36-14	36:25	10:01	9:44	8:49	7:51	
Nov 5, 2011	at Iowa	L 16-24	30:06	8:09	6:47	8:53	6:17	
Nov 12, 2011	at Illinois	W 31-14	32:45	10:38	10:14	7:02	4:51	
Nov 19, 2011	NEBRASKA	W 45-17	41:13	11:16	10:14	9:21	10:22	
Nov 26, 2011	OHIO STATE	W 40-34	35:10	8:13	7:35	9:15	10:07	
Michigan			Total	100:13	94:24	101:45	86:45	0:00
			Avg.	8:21	7:52	8:28	7:13	0:00
Opponents			Total	79:47	85:36	76:40	78:15	0:00
			Avg.	6:38	7:08	6:23	6:31	0:00

2011 Michigan Football Michigan - Long Plays

20-YARD PLUS PLAYS

Yds	Type	Player(s)	Opponent
94*	INT	Herron, Brandon	Western Michigan
83*	FR	Avery, Courtney	Minnesota
77	Pass	Hemingway, Junior from Robinson, Denard	Notre Dame
65	Rush	Toussaint, Fitz	Illinois
64	Pass	Gallon, Jeremy from Robinson, Denard	Notre Dame
59*	Rush	Toussaint, Fitz	Purdue
57	Pass	Roundtree, Roy from Robinson, Denard	Northwestern
53*	Rush	Robinson, Denard	San Diego State
52	Rush	Robinson, Denard	Eastern Michigan
49	Pass	Roundtree, Roy from Robinson, Denard	Purdue
48	Pass	Hemingway, Junior from Robinson, Denard	Northwestern
46	Rush	Toussaint, Fitz	Ohio State
46	Pass	Roundtree, Roy from Robinson, Denard	Nebraska
45	Pass	Hemingway, Junior from Robinson, Denard	Notre Dame
44*	Rush	Shaw, Michael	Western Michigan
43	Rush	Toussaint, Fitz	Western Michigan
43	INT	Floyd, J.T.	Illinois
43*	Pass	Hemingway, Junior from Robinson, Denard	Notre Dame
42	Pass	Gallon, Jeremy from Robinson, Denard	Purdue
41*	Rush	Robinson, Denard	Ohio State
40	Pass	Koger, Kevin from Robinson, Denard	Illinois
39	Rush	Robinson, Denard	Notre Dame
38*	Pass	Odoms, Martavious from Robinson, Denard	Nebraska
38	Rush	Smith, Vincent	Eastern Michigan
37	Pass	Hemingway, Junior from Robinson, Denard	Western Michigan
37*	Rush	Shaw, Michael	Purdue
35	Rush	Toussaint, Fitz	Minnesota
34*	Pass	Roundtree, Roy from Robinson, Denard	Michigan State
34	Rush	Robinson, Denard	San Diego State
33	KR	Odoms, Martavious	Purdue
32	Pass	Gallon, Jeremy from Gardner, Devin	Michigan State
32	Rush	Smith, Vincent	San Diego State
32	Pass	Smith, Vincent from Robinson, Denard	San Diego State
32	KR	Odoms, Martavious	Nebraska
32	PR	Gallon, Jeremy	Illinois
31*	Rush	Toussaint, Fitz	Nebraska
30	Rush	Robinson, Denard	San Diego State
29*	FR	Herron, Brandon	Western Michigan
29	Pass	Hemingway, Junior from Robinson, Denard	Michigan State
28	KR	Odoms, Martavious	Iowa
28	Pass	Hopkins, Stephen from Robinson, Denard	Minnesota
28	KR	Odoms, Martavious	Iowa
28	Rush	Robinson, Denard	Purdue
28	Pass	Dileo, Drew from Robinson, Denard	Ohio State
28*	Pass	Smith, Vincent from Robinson, Denard	Minnesota
27*	Pass	Odoms, Martavious from Gardner, Devin	Illinois
27	Pass	Hemingway, Junior from Robinson, Denard	Northwestern
27*	Rush	Toussaint, Fitz	Illinois
27	Rush	Smith, Vincent	Eastern Michigan
27	Pass	Grady, Kelvin from Robinson, Denard	Notre Dame
26	Rush	Smith, Vincent	Michigan State
26	Pass	Hemingway, Junior from Robinson, Denard	Nebraska
26	Pass	Smith, Vincent from Gardner, Devin	Purdue
26*	Pass	Hemingway, Junior from Robinson, Denard	Ohio State
26	Pass	Koger, Kevin from Robinson, Denard	Ohio State
25	KR	Odoms, Martavious	Purdue
25*	Pass	Gallon, Jeremy from Robinson, Denard	Northwestern
25	KR	Grady, Kelvin	Western Michigan
25	Rush	Robinson, Denard	Northwestern
25	Rush	Toussaint, Fitz	Illinois
25	Rush	Rawls, Thomas	Minnesota
25	KR	Odoms, Martavious	Northwestern
25	KR	Odoms, Martavious	Ohio State
25	Rush	Rawls, Thomas	Minnesota
25	Rush	Robinson, Denard	Northwestern
24	KR	Smith, Vincent	Notre Dame
24	KR	Odoms, Martavious	Nebraska
24	Rush	Toussaint, Fitz	Minnesota
24	Pass	Gallon, Jeremy from Robinson, Denard	Eastern Michigan
23	Pass	Gallon, Jeremy from Robinson, Denard	Nebraska
23	Pass	Gallon, Jeremy from Robinson, Denard	Purdue
23	KR	Odoms, Martavious	Purdue
22	Rush	Robinson, Denard	Iowa
22	Rush	Robinson, Denard	Ohio State
22	Rush	Robinson, Denard	Eastern Michigan
22	Pass	Hemingway, Junior from Robinson, Denard	Northwestern

LONG PLAYS BY THE NUMBERS

Long Plays By Yards	No.	TD
100+	0	0
90-99	1	1
80-89	1	1
70-79	1	0
60-69	2	0
50-59	4	2
40-49	12	3
30-39	16	4
20-29	50	8

Long Plays By Type	No.	TD
Rushing	30	7
Passing	34	9
Punt returns	3	0
Kick returns	16	0
Interceptions	2	1
Fumble returns	2	2
Other	0	0
TOTAL	87	19

20-YARD PLUS BY PLAYER

Player	No.	TD	R	P	KR	PR	IR	FR
Odoms, Martavious	12	3	0	3	9	0	0	0
Smith, Vincent	12	2	4	4	4	0	0	0
Robinson, Denard	12	2	12	0	0	0	0	0
Hemingway, Junior	11	2	0	11	0	0	0	0
Gallon, Jeremy	11	1	0	7	1	3	0	0
Toussaint, Fitz	10	3	10	0	0	0	0	0
Roundtree, Roy	4	1	0	4	0	0	0	0
Grady, Kelvin	3	0	0	1	2	0	0	0
Shaw, Michael	2	2	2	0	0	0	0	0
Herron, Brandon	2	2	0	0	0	0	1	1
Koger, Kevin	2	0	0	2	0	0	0	0
Rawls, Thomas	2	0	2	0	0	0	0	0
Avery, Courtney	1	1	0	0	0	0	0	1
Dileo, Drew	1	0	0	1	0	0	0	0
Floyd, J.T.	1	0	0	0	0	0	1	0
Hopkins, Stephen	1	0	0	1	0	0	0	0
TOTAL	87	19	30	34	16	3	2	2

LONGEST PLAYS OF THE YEAR

Rushing	65	Toussaint, Fitz vs Illinois (11/12/2011)
Rushing Touchdown	59	Toussaint, Fitz vs Purdue (10/29/2011)
Passing	77	Hemingway, Junior from Robinson, Denard vs Notre Dame (9/10/2011)
Passing Touchdown	43	Hemingway, Junior from Robinson, Denard vs Notre Dame (9/10/2011)
Punt Return	32	Gallon, Jeremy vs Illinois (11/12/2011)
Kick Return	33	Odoms, Martavious vs Purdue (10/29/2011)
Interception Return	94	Herron, Brandon vs Western Michigan (9/3/2011)
Fumble Return	83	Avery, Courtney vs Minnesota (10/1/2011)
Punt	51	Wile, Matt vs San Diego State (9/24/2011)
Field Goal	43	Gibbons, Brendan vs Ohio State (11/26/2011)

* touchdown scored on play

Yds	Type	Player(s)	Opponent
22	KR	Smith, Vincent	Notre Dame
21	KR	Smith, Vincent	Notre Dame
21*	Pass	Smith, Vincent from Robinson, Denard	Notre Dame
21	PR	Gallon, Jeremy	Notre Dame
21	PR	Gallon, Jeremy	San Diego State
20	KR	Grady, Kelvin	Western Michigan
20	Rush	Toussaint, Fitz	Ohio State
20	Pass	Hemingway, Junior from Gardner, Devin	Illinois
20*	Pass	Odoms, Martavious from Robinson, Denard	Ohio State
20	KR	Smith, Vincent	Notre Dame
20	KR	Gallon, Jeremy	Ohio State

MICHIGAN SINGLE GAME BESTS

INDIVIDUAL GAME HIGHS

Rushing Attempts: 29, Fitzgerald Toussaint vs. Nebraska (Nov. 19)
Rushing Yards: 200, Denard Robinson vs. San Diego State (Sept. 24)
Rushing TDs: 3, Denard Robinson vs. San Diego State (Sept. 24)
Pass Attempts: 37, Denard Robinson at Iowa (Nov. 5)
Pass Completions: 17, Denard Robinson at Northwestern (Oct. 8)
17, Denard Robinson at Iowa (Nov. 5)
Passing Yards: 338, Denard Robinson vs. Notre Dame (Sept. 10)
Passing TDs: 4, Denard Robinson vs. Notre Dame (Sept. 10)
Receptions: 5, Junior Hemingway vs. Minnesota (Oct. 1)
5, Hemingway at Northwestern (Oct. 8)
5, Jeremy Gallon at Northwestern (Oct. 8)
5, Hemingway at Iowa (Nov. 5)
Receiving Yards: 165, Junior Hemingway vs. Notre Dame (Sept. 10)
Receiving TDs: 1, 20 times
Total Plays: 51, Denard Robinson at Northwestern (Oct. 8)
Total Yards: 454, Denard Robinson at Northwestern (Oct. 8)
Points Kicking: 16, Brendan Gibbons vs. Minnesota (Oct. 1)
Field Goals Made: 3, Brendan Gibbons vs. Minnesota (Oct. 1)
Field Goals Attempted: 3, Brendan Gibbons vs. Minnesota (Oct. 1)
PATs Attempted: 7, Brendan Gibbons vs. Minnesota (Oct. 1)
PATs Made: 7, Brendan Gibbons vs. Minnesota (Oct. 1)
Punting Attempts: 7, Will Hagerup at Michigan State (Oct. 15)
Punting Yards: 223, Will Hagerup at Michigan State (Oct. 15)
Punting Average: 49.0, Matt Wile vs. San Diego State (Sept. 24)
Punt Returns: 4, Jeremy Gallon, at Illinois (Nov. 12)/ vs. Nebraska (Nov. 19)
Punt Return Yards: 62, Jeremy Gallon at Illinois (Nov. 12)
Kickoff Returns: 5, Vincent Smit vs. Notre Dame (Sept. 10)
Kickoff Return Yards: 98, Vincent Smith vs. Notre Dame (Sept. 10)
Interceptions: 1, eight times, last Avery vs. Ohio State (Nov. 26)
Interception Yards: 94, Brandon Herron vs. Western Michigan (Sept. 3)
Tackles: 12, Kenny Demens vs. Notre Dame (Sept. 10)
Solo Tackles: 8, Kenny Demens vs. Notre Dame (Sept. 10)
Tackles for Loss: 3.0, Ryan Van Bergen at Illinois (Nov. 12)
Tackles for Loss Yardage: 28, Ryan Van Bergen at Illinois (Nov. 12)
Sacks: 2.5, Ryan Van Bergen at Illinois (Nov. 12)
Sack Yardage: 27, Ryan Van Bergen at Illinois (Nov. 12)
Pass Breakups: 2, Blake Countess vs. Minnesota (Oct. 1)
2, J.T. Floyd vs. Purdue (Oct. 29)
2, J.T. Floyd at Illinois (Nov. 12)

TEAM GAME HIGHS

Rushing Attempts: 61 vs. Nebraska (Nov. 19)
Rushing Yards: 376, vs. Eastern Michigan (Sept. 17)
Rushing TDs: 4 vs. San Diego State (Sept. 24)
4 at Northwestern (Oct. 8)
4 vs. Purdue (Oct. 29)
4 vs. Nebraska (Nov. 19)
Yards Per Rush: 7.6, vs. Minnesota (Oct. 1)
Passing Attempts: 38, at Iowa (Nov. 5)
Passing Completions: 19 at Northwestern (Oct. 8)
Passing Yards: 362 at Northwestern (Oct. 8)
Passing TDs: 4 vs. Notre Dame (Sept. 10)
Yards Per Completion: 30.7 vs. Notre Dame (Sept. 10)
Total Plays: 80 vs. Nebraska (Nov. 19)
Total Yards: 580 vs. Minnesota (Oct. 1)
Yards Per Play: 9.0 vs. Notre Dame (Sept. 10)
Points: 58 vs. Minnesota (Oct. 1)
Touchdowns Scored: 7 vs. Minnesota (Oct. 1)
Field Goals Attempted: 3 vs. Minnesota (Oct. 1)
Field Goals Made: 3 vs. Minnesota (Oct. 1)
PATs Attempted: 7 vs. Minnesota (Oct. 1)
PATs Made: 7 vs. Minnesota (Oct. 1)
Punting Attempts: 7, at Michigan State (Oct. 15)
Punting Yards: 223, at Michigan State (Oct. 15)
Punting Average: 49.0 vs. San Diego State (Sept. 24)
Punt Return Attempts: 5 vs. Nebraska (Nov. 19)
Punt Return Yards: 62, at Illinois (Nov. 12)
Kickoff Return Attempts: 5 vs. Notre Dame (Sept. 10)/ at Iowa (Nov. 5)
Kickoff Return Yards: 98 vs. Notre Dame (Sept. 10)
Interceptions: 2 vs. Notre Dame (Sept. 10)
Interception Yards: 94 vs. Western Michigan (Sept. 3)
Turnovers Gained: 5 vs. Notre Dame (Sept. 10)
Turnovers Lost: 4 vs. San Diego State (Sept. 24)
Sacks: 4 at Northwestern (Oct. 8)/ vs. Purdue (Oct. 29)/ at Illinois (Nov. 12)/ vs. Ohio State (Nov. 26)
Sacks Against: 7, at Michigan State (Oct. 15)
First Downs: 32 vs. Minnesota (Oct. 1)
Penalties: 9 vs. Notre Dame (Sept. 10)
Penalty Yards: 82 vs. Notre Dame (Sept. 10)

INDIVIDUAL GAME HIGHS

Rushing Attempts: 29, Marcus Coker at Iowa (Nov. 5)
Rushing Yards: 167, Edwin Baker at Michigan State (Oct. 15)
Rushing TDs: 2, Marcus Coker at Iowa (Nov. 5)
Pass Attempts: 48, Ryan Lindley vs. San Diego State (Sept. 24)
Pass Completions: 32, Dan Persa at Northwestern (Oct. 8)
Passing Yards: 331, Dan Persa at Northwestern (Oct. 8)
Passing TDs: 3, Tommy Rees vs. Notre Dame (Sept. 10)
Receptions: 13, Michael Floyd vs. Notre Dame (Sept. 10)
Receiving Yards: 119, Jordan White vs. Western Michigan (Sept. 3)
Receiving TDs: 2, twice, last Keshawn Martin at Michigan State (Oct. 15)
Total Plays: 53, Dan Persa at Northwestern (Oct. 8)
Total Yards: 335, Braxton Miller vs. Ohio State (Nov. 26)
Points Kicking: 10, Drew Basil vs. Ohio State (Nov. 26)
Field Goals Made: 2, Drew Basil vs. Ohio State (Nov. 26)
Field Goals Attempted: 2, twice, last Drew Basil vs. Ohio State (Nov. 26)
PATs Attempted: 4, three times, last D. Basil vs. Ohio State (Nov. 26)
PATs Made: 4, three times, last D. Basil vs. Ohio State (Nov. 26)
Punting Attempts: 10, Dan Orseske vs. Minnesota (Oct. 1)
Punting Yards: 374, Justin DuVernois at Illinois (Nov. 12)
Punting Average: 46.7, B. Williams at Northwestern (Oct. 8)
Punt Returns: 3, John Goodman vs. Notre Dame (Sept. 10)
Punt Return Yards: 28, Michah Hyde at Iowa (Nov. 5)
Kickoff Returns: 6, Dervon Wallace vs. Western Michigan (Sept. 3)
Kickoff Return Yards: 188, Dervon Wallace vs. Western Michigan (Sept. 3)
Interceptions: 2, I. Campbell at Northwestern (Oct. 8)
Interception Yards: 43, I. Campbell at Northwestern (Oct. 8)
Tackles: 17, Lavonte David vs. Nebraska (Nov. 19)
Solo Tackles: 14 Lavonte David vs. Nebraska (Nov. 19)
Tackles for Loss: 3, Jonathan Brown at Illinois (Nov. 12)
Tackles for Loss Yardage: 17, Tyler Nielsen at Iowa (Nov. 5)
Sacks: 1.5, Denicos Allen at Michigan State (Oct. 15)
Sack Yardage: 16, Tyler Nielsen at Iowa (Nov. 5)
Pass Breakups: 3, Broderick Binns at Iowa (Nov. 5)

TEAM GAME HIGHS

Rushing Attempts: 39 at Michigan State (Oct. 15)
Rushing Yards: 213 at Michigan State (Oct. 15)
Rushing TDs: 3 at Northwestern (Oct. 8)
Yards Per Rush: 6.0 vs. Notre Dame (Sept. 10)
Passing Attempts: 48 vs. San Diego State (Sept. 24)
Passing Completions: 32 at Northwestern (Oct. 8)
Passing Yards: 331 at Northwestern (Oct. 8)
Passing TDs: 3 vs. Notre Dame (Sept. 10)
Yards Per Completion: 16.8 vs. Ohio State (Nov. 26)
Total Plays: 77 vs. San Diego State (Sept. 24)
Total Yards: 513 vs. Notre Dame (Sept. 10)
Yards Per Play: 7.1 vs. Notre Dame (Sept. 10)
Points: 34 vs. Ohio State (Nov. 26)
Touchdowns Scored: 4 vs. Notre Dame (Sept. 10)/ at Michigan State (Oct. 15)/ vs. Ohio State (Nov. 26)
Field Goals Attempted: 2, three times, last vs. Ohio State (Nov. 26)
Field Goals Made: 2 vs. Ohio State (Nov. 26)
PATs Attempted: 4 vs. Notre Dame (Sept. 10)/ at Michigan State (Oct. 15)/ vs. Ohio State (Nov. 26)
PATs Made: 4 vs. Notre Dame (Sept. 10)/ at Michigan State (Oct. 15)/ vs. Ohio State (Nov. 26)
Punting Attempts: 10 vs. Minnesota (Oct. 1)
Punting Yards: 374 at Illinois (Nov. 12)
Punting Average: 46.7 at Northwestern (Oct. 8)
Punt Return Attempts: 3 vs. Notre Dame (Sept. 10)
Punt Return Yards: 28, at Iowa (Nov. 5)
Kickoff Return Attempts: 7 vs. Minnesota (Oct. 1)
Kickoff Return Yards: 188 vs. Western Michigan (Sept. 3)
Interceptions: 3 at Northwestern (Oct. 8)
Interception Yards: 67 at Northwestern (Oct. 8)
Turnovers Gained: 4 vs. San Diego State (Sept. 24)
Turnovers Lost: 5 vs. Notre Dame (Sept. 10)
Sacks: 7, at Michigan State (Oct. 15)
Sacks Against: 4 at Northwestern (Oct. 8)/ vs. Purdue (Oct. 29) / at Illinois (Nov. 12)
First Downs: 28 vs. Notre Dame (Sept. 10)
Penalties: 13 at Michigan State (Oct. 15)
Penalty Yards: 124 at Michigan State (Oct. 15)

2011 MICHIGAN SCORING DRIVES/PLAYS

2011 MICHIGAN SCORING DRIVES

OPPONENT	PLAYS	YARDS	TOP	RESULT	QTR	PLAY
Western Michigan	16	76	8:33	TD	2	Fitzgerald Toussaint 1 yd run (Brendan Gibbons kick)
Western Michigan				TD	2	Brandon Herron 94 yd int. return (Brendan Gibbons kick)
Western Michigan	9	74	4:17	TD	2	Fitzgerald Toussaint 2 yd run (Brendan Gibbons kick blocked)
Western Michigan				TD	3	Brandon Herron 29 yd fumble rec. (Brendan Gibbons kick)
Western Michigan	3	87	0:40	TD	3	Michael Shaw 44 yd run (Brendan Gibbons kick)
Notre Dame	2	45	0:48	TD	2	Junior Hemingway 43 yd pass from Denard Robinson (Brendan Gibbons kick)
Notre Dame	4	83	2:19	TD	4	Denard Robinson 1 yd run (Brendan Gibbons kick)
Notre Dame	5	40	2:35	TD	4	Jeremy Gallon 14 yd pass from Denard Robinson (Brendan Gibbons kick)
Notre Dame	5	58	1:04	TD	4	Vincent Smith 21 yd pass from Denard Robinson (Brendan Gibbons kick)
Notre Dame	3	80	0:30	TD	4	Roy Roundtree 16 yd pass from Denard Robinson (Brendan Gibbons kick)
Eastern Michigan	7	97	3:43	TD	2	Kevin Koger 9 yd pass from Denard Robinson (Brendan Gibbons kick)
Eastern Michigan	6	87	2:24	TD	2	Denard Robinson 11 yd run (Brendan Gibbons kick)
Eastern Michigan	13	83	5:43	TD	3	Fitzgerald Toussaint 1 yd run (Brendan Gibbons kick)
Eastern Michigan	11	75	5:53	TD	3	Drew Dileo 19 yd pass from Denard Robinson (Brendan Gibbons kick)
Eastern Michigan	13	84	6:14	FG	4	Brendan Gibbons 21 yd field goal
San Diego State	6	61	2:43	TD	1	Denard Robinson 5 yd run (Brendan Gibbons kick)
San Diego State	3	61	0:50	TD	1	Denard Robinson 53 yd run (Brendan Gibbons kick)
San Diego State	12	81	5:57	TD	2	Denard Robinson 1 yd run (Brendan Gibbons kick)
San Diego State	4	57	1:44	TD	4	Vincent Smith 7 yd run (Brendan Gibbons kick)
Minnesota	7	80	3:35	TD	1	Vincent Smith 3 yd run (Brendan Gibbons kick)
Minnesota	6	75	3:01	TD	1	Denard Robinson 9 yd run (Brendan Gibbons kick)
Minnesota	9	85	4:05	TD	2	Drew Dileo 17 yd pass from Vincent Smith (Brendan Gibbons kick)
Minnesota	4	69	2:25	TD	2	Vincent Smith 28 yd pass from Denard Robinson (Brendan Gibbons kick)
Minnesota	5	29	2:30	FG	2	Brendan Gibbons 25 yd field goal
Minnesota	10	56	2:22	TD	2	Kevin Koger 18 yd pass from Denard Robinson (Brendan Gibbons kick)
Minnesota	5	54	2:23	TD	3	Fitzgerald Toussaint 1 yd run (Brendan Gibbons kick)
Minnesota	9	38	4:17	FG	3	Brendan Gibbons 32 yd field goal
Minnesota	10	58	5:28	FG	4	Brendan Gibbons 38 yd field goal
Minnesota				TD	4	Courtney Avery 83 yd fumble rec. (Brendan Gibbons kick)
Northwestern	8	74	3:34	TD	1	Steve Watson 9 yd pass from Denard Robinson (Brendan Gibbons kick)
Northwestern	8	67	4:11	TD	2	Jeremy Gallon 25 yd pass from Denard Robinson (Brendan Gibbons kick)
Northwestern	8	80	4:08	TD	3	Denard Robinson 2 yd run (Brendan Gibbons kick)
Northwestern	12	80	6:29	TD	3	Devin Gardner 1 yd run (Brendan Gibbons kick)
Northwestern	6	47	1:56	TD	4	Michael Shaw 2 yd run (Brendan Gibbons kick)
Northwestern	9	53	4:43	TD	4	Denard Robinson 5 yd run (Brendan Gibbons kick)
Michigan St.	10	80	6:10	TD	1	Denard Robinson 15 yd run (Brendan Gibbons kick)
Michigan St.	1	34	0:07	TD	4	Roy Roundtree 34 yd pass from Denard Robinson (Brendan Gibbons kick)
Purdue	12	70	6:06	TD	1	Denard Robinson 2 yd run (Brendan Gibbons kick)
Purdue				Safety	2	Mike Martin safety
Purdue	5	25	2:44	FG	2	Brendan Gibbons 37 yd field goal
Purdue	5	83	2:56	TD	2	Fitzgerald Toussaint 2 yd run (Brendan Gibbons kick)
Purdue	11	47	3:17	FG	2	Brendan Gibbons 22 yd field goal
Purdue	4	80	2:13	TD	3	Fitzgerald Toussaint 59 yd run (Brendan Gibbons kick)
Purdue	7	86	3:30	TD	4	Michael Shaw 37 yd run (Brendan Gibbons kick)
Iowa	12	61	5:33	TD	1	Fitzgerald Toussaint 5 yd pass from Denard Robinson (PAT failed)
Iowa	10	45	5:17	FG	3	Brendan Gibbons 32 yd field goal
Iowa	8	57	2:49	TD	4	Kevin Koger 7 yd pass from Denard Robinson (Brendan Gibbons kick)
Illinois	4	80	1:45	TD	1	Denard Robinson 9 yd run (Brendan Gibbons kick)
Illinois	7	41	3:59	TD	2	Denard Robinson 2 yd run (Brendan Gibbons kick)
Illinois	7	23	2:52	FG	3	Brendan Gibbons 27 yd field goal
Illinois	3	22	0:54	TD	4	Martavious Odoms 27 yd pass from Devin Gardner (Brendan Gibbons kick)
Illinois	2	40	0:48	TD	4	Fitzgerald Toussaint 27 yd run (Brendan Gibbons kick)
Nebraska	8	79	4:01	TD	1	Jeremy Gallon 6 yd pass from Denard Robinson (Brendan Gibbons kick)
Nebraska	9	30	4:20	FG	1	Brendan Gibbons 42 yd field goal
Nebraska	12	74	6:07	TD	2	Denard Robinson 14 yd run (Brendan Gibbons kick)
Nebraska	7	33	3:29	TD	3	Denard Robinson 1 yd run (Brendan Gibbons kick)
Nebraska	8	50	3:29	TD	3	Fitzgerald Toussaint 1 yd run (Brendan Gibbons kick)
Nebraska	10	86	5:46	TD	4	Martavious Odoms 38 yd pass from Denard Robinson (Brendan Gibbons kick)
Nebraska	1	31	0:08	TD	4	Fitzgerald Toussaint 31 yd run (Brendan Gibbons kick)
Ohio St.	2	47	0:35	TD	1	Denard Robinson 41 yd run (Brendan Gibbons kick)
Ohio St.				Safety	1	TEAM Safety
Ohio St.	8	52	3:02	TD	1	Junior Hemingway 26 yd pass from Denard Robinson (Brendan Gibbons kick)
Ohio St.	9	80	4:35	TD	2	Denard Robinson 6 yd run (Brendan Gibbons kick)
Ohio St.	11	80	5:55	TD	3	Martavious Odoms 20 yd pass from Denard Robinson (Brendan Gibbons kick)
Ohio St.	8	75	4:18	TD	4	Kevin Koger 4 yd pass from Denard Robinson (Brendan Gibbons kick)
Ohio St.	11	54	5:10	FG	4	Brendan Gibbons 43 yd field goal

MICHIGAN OFFENSIVE SCORING DRIVE ANALYSIS

Category	Minus	0-9	10-19	20-29	30-39	40-49	50-59	60-69	70-79	80-89	90-99
Michigan TD	0	0	0	1	3	6	8	5	9	18	1
Michigan FG	0	0	0	3	2	2	2	0	0	1	0

Longest Drives:

Plays: 16, vs. Western Michigan (Sept. 3)

Yards: 97, vs. Eastern Michigan (Sept. 17)

Time of Possession: 8:33, vs. Western Michigan (Sept. 3)

2011 OPPONENT SCORING DRIVES/PLAYS

2011 OPPONENT SCORING DRIVES

OPPONENT	PLAYS	YARDS	TOP	RESULT	QTR	PLAY
Western Michigan	15	74	7:11	TD	1	Antoin Sciven 1 yd run (John Potter kick)
Western Michigan	7	43	1:06	FG	2	John Potter 36 yd FG
Notre Dame	7	57	3:46	TD	1	Theo Riddick 7 yd pass from Tommy Rees (David Ruffer kick)
Notre Dame	10	83	5:35	TD	1	Cierre Wood 4 yd run
Notre Dame	8	29	2:53	FG	2	David Ruffer 38 yd FG
Notre Dame	7	71	3:55	TD	3	TJ Jones 15 yd pass from Tommy Rees
Notre Dame	4	61	0:42	TD	4	Theo Riddick 29 yd pass from Tommy Rees
Eastern Michigan	7	20	3:20	FG	2	Kody Fulkerson 21 yd field goal
San Diego State	6	38	2:28	TD	3	Colin Lockett 16 yd pass from Ryan Lindley (Abelardo Perez kick)
Northwestern	6	80	2:05	TD	1	Kain Colter 15 yd run (Jeff Budzien kick)
Northwestern	8	63	3:13	TD	1	Treyvon Green 7 yd run (Jeff Budzien kick)
Northwestern	7	82	1:52	TD	2	Adonis Smith 2 yd run (Jeff Budzien kick)
Northwestern	7	49	1:05	FG	2	Jeff Budzien 20 yd field goal
Michigan St.	9	63	3:37	TD	1	Edwin Baker 1 yd run (Dan Conroy kick)
Michigan St.	9	54	3:49	TD	3	Keshawn Martin 10 yd pass from Kirk Cousins (Dan Conroy kick)
Michigan St.	10	61	4:08	TD	3	Keshawn Martin 13 yd pass from Kirk Cousins (Dan Conroy kick)
Michigan St.				TD	4	Isaiah Lewis 39 yd interception return (Dan Conroy kick)
Purdue	5	67	1:24	TD	1	Gary Bush 48 yd pass from Caleb TerBush (Carson Wiggs kick)
Purdue	6	48	1:37	TD	4	O.J. Ross 19 yd pass from Robert Marve (Carson Wiggs kick)
Iowa	6	76	3:01	TD	1	Marcus Coker 4 yd run (Mike Meyer kick)
Iowa	11	78	5:15	TD	2	Brad Herman 1 yd pass from James Vandenberg (Mike Meyer kick)
Iowa	4	7	1:56	FG	2	Mike Meyer 42 yd field goal
Iowa	11	62	5:27	TD	4	Marcus Coker 13 yd run (Mike Meyer kick)
Illinois	11	75	4:12	TD	3	Nathan Scheelhaase 13 yd run (Derek Dimke kick)
Illinois	18	80	6:46	TD	4	Jason Ford 1 yd run (Derek Dimke kick)
Nebraska	3	65	0:46	TD	1	Brandon Kinnie 54 yd pass from Taylor Martinez (Brett Maher kick)
Nebraska	4	1	1:29	FG	2	Brett Maher 51 yd field goal
Nebraska	7	31	1:41	TD	3	Ameer Abdullah 3 yd run (Brett Maher kick)
Ohio St.	6	80	2:17	TD	1	Corey Brown 54 yd pass from Braxton Miller (Drew Basil kick)
Ohio St.	10	42	4:15	FG	2	Drew Basil 45 yd field goal
Ohio St.	3	31	1:15	TD	2	Braxton Miller 19 yd run (Drew Basil kick)
Ohio St.	6	66	1:55	TD	2	DeVier Posey 43 yd pass from Braxton Miller (Drew Basil kick)
Ohio St.	6	28	3:20	FG	4	Drew Basil 21 yd field goal
Ohio St.	5	80	1:23	TD	4	Dan Herron 4 yd run ((Drew Basil kick)

OPPONENT SCORING DRIVE ANALYSIS

Category	Minus	0-9	10-19	20-29	30-39	40-49	50-59	60-69	70-79	80-89	90-99
Opponent TD	0	0	0	0	3	1	2	8	5	6	0
Opponent FG	0	2	0	3	0	3	0	0	0	0	0

Longest Drives:

Plays: 18, Illinois (Nov. 12)

Yards: 83, Notre Dame (Sept. 10)

Time of Possession: 7:11, Western Michigan (Sept. 3)

MICHIGAN WEEK-BY-WEEK LEADERS

Opponent	Rushes	Rushing Yards	Receptions	Receiving Yards	Tackles	TFLs	Sacks
Western Michigan	11, Toussaint	80, Toussaint	2, Koger/Gallon/Roundtree	37, Hemingway	10, Kovacs	2.0, Kovacs	2.0, Kovacs
Notre Dame	16, D. Robinson	108, D. Robinson	3, Hemingway	165, Hemingway	12, Demens	1.0, Many	--
Eastern Michigan	26, D. Robinson	198, D. Robinson	3, Gallon	43, Gallon	10, Hawthorne	1.0, Many	1.0, Roh
San Diego State	21, D. Robinson	200, D. Robinson	3, Smith	44, Smith	7, Many	2.0, Roh	1.0, Roh
Minnesota	11, Toussaint	108, Toussaint	5, Hemingway	56, Hemingway	5, Many	1.0, Many	1.0, Black, Van Bergen, Ryan
at Northwestern	25, D. Robinson	117, D. Robinson	5, Hemingway/Gallon	124, Hemingway	10, Demens	2.0, Kovacs	1.0, Demens, Kovacs, Campbell
at Michigan State	18, D. Robinson	42, D. Robinson	4, Roundtree	66, Roundtree	8, T. Gordon	2.0, Roh/Heininger	--
Purdue	20, Toussaint	170, Toussaint	3, Gallon	79, Gallon	9, D. Morgan	2.0, Martin	2.0, Martin
at Iowa	16, Toussaint	58, Toussaint	5, Hemingway	64, Hemingway	11, Demens	1.5, Martin	1.0, Roh, Heininger
at Illinois	27, Toussaint	192, Toussaint	3, Hemingway	46, Odoms	9, Martin	3.0, Van Bergen	2.5, Van Bergen
Nebraska	29, Toussaint	138, Toussaint	3, Gallon	47, Odoms	7, Kovacs	2.0, Van Bergen	1.0, Campbell, Van Bergen
Ohio State	26, Robinson	170, Robinson	4, Koger	45, Hemingway	10, Morgan	2.0, Van Bergen/Kovacs	1.0, Morgan, Kovacs

TURNOVER CHART

MICHIGAN (FORCED 27)

How obtained	Qtr	Player	Plays/Yards	First Downs	Conclusion
Western Michigan (3)					
Interception	2	Carder by Herron			Touchdown; Herron 94-yard touchdown return
Fumble	3	Herron			Touchdown, Herron 29-yard touchdown return
Fumble	3	Van Bergen	4/51	2	End of Game (Called due to weather)
Notre Dame (5)					
Interception	2	Rees by Kovacs	2/45		Touchdown, Hemingway 43-yard touchdown pass from Robinson
Interception	2	Rees by Floyd	3/-1	0	Punt
Fumble	3	Campbell	4/14	1	Interception
Fumble	4	Van Bergen	3/61	2	Interception
Fumble	4	T.Robinson			End of Half
Eastern Michigan (2)					
Fumble	1	T.Gordon	7/31	2	Interception
Interception	2	Gillett by T.Gordon	7/97	2	Touchdown, Koger 9-yard touchdown pass from Robinson
San Diego State (3)					
Fumble	1	T.Gordon	3/61	1	Touchdown, D.Robinson 53-yard run
Fumble	3	J.Ryan	11/70	3	Missed FG
Fumble	4	J.Ryan	3/-1	0	Punt
Minnesota (2)					
Fumble	2	Countess	10/56	3	Touchdown, Koger 18-yard touchdown pass from Robinson
Northwestern (2)					
Interception	3	Persa by Hawthorne	6/47	3	Touchdown, Shaw 2-yard run
Fumble	4	T.Gordon	7/28	1	Missed FG
Michigan State (2)					
Fumble	3	Morgan	3/-5	0	Punt
Fumble	4	Kovacs	8/13	1	Turnover on Downs
Purdue (1)					
Interception	2	TerBush by Avery	5/83	2	Touchdown, Toussaint 2 yd run
Iowa (0)					
Illinois (3)					
Fumble	2	T.Gordon	3/(-17)	0	Fumble
Fumble	3	McColgan	7/23	1	27-yard Gibbons field goal
Interception	4	Scheelhaase by Floyd	3/22	1	Touchdown, Odoms 27 yd touchdown pass from Gardner
Nebraska (3)					
Fumble	3	Avery	7/33	3	Touchdown
Fumble	4	JB Fitzgerald	4/(-3)	0	Missed FG
Fumble	4	Van Bergen	1/31	1	Touchdown, Fitzgerald 31 yd run
Ohio State (1)					
Interception	4	Miller by Avery	1/(-2)	0	End of Game

OPPONENT (FORCED 21)

How obtained	Qtr	Player	Plays/Yards	First Downs	Conclusion
Western Michigan (0)					
--					
Notre Dame (3)					
Interception	2	Robinson by Gray	3/2	0	Punt
Interception	3	Robinson by Motta	7/71	4	Touchdown; TJ Jones 15 yard touchdown pass from Rees
Interception	4	Robinson by Blanton	3/7	0	Punt
Eastern Michigan (1)					
Interception	1	Robinson by Scott	10/72	3	Turnover on downs
San Diego State (4)					
Fumble	1	N.Tenhaeff	3/4	0	Punt
Interception	3	Robinson by Parker	3/-7	0	Punt
Interception	3	Robinson by Berhe	3/32	0	Fumble
Fumble	3	Parker	6/48	2	Touchdown
Minnesota (0)					
Northwestern (3)					
Interception	1	Robinson by Campbell	8/63	4	Touchdown, Green 7-yard run
Interception	2	Robinson by Campbell	6/18	1	Punt
Interception	2	Robinson by Peters	7/49	3	Jeff Budzien 20-yard field goal
Michigan State (1)					
Interception	4	Robinson by Lewis			39 yd interception touchdown return
Purdue (2)					
Interception	1	Robinson by Holland	3/8	0	Punt
Interception	2	Gardner by Johnson	1/-5	0	Safety by Martin
Iowa (2)					
Fumble	2	Nielsen	4/7	0	Field Goal
Interception	2	Robinson by Kirskey	2/-1	0	Halftime
Illinois (3)					
Fumble	1	Onyegbule	3/4	0	Punt
Fumble	2	Wilson	3/(-14)	0	Punt
Interception	2	Robinson by Wilson	0/0	0	Halftime
Nebraska (1)					
Interception	2	Robinson by Moore	4/1	0	Brett Maher 51 yd field goal
Ohio State (1)					
Fumble	2	Howard	3/31	2	Touchdown, Miller 19-yd run