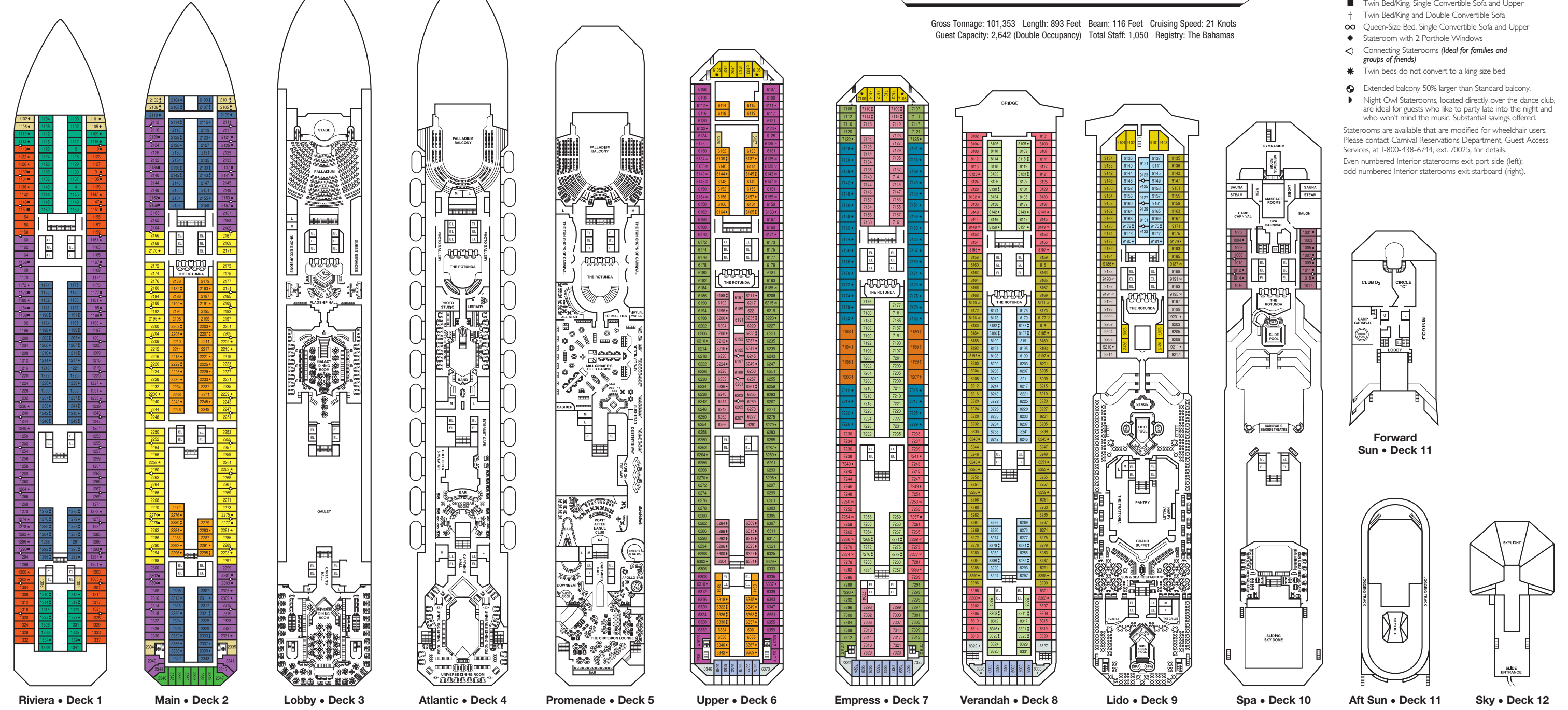


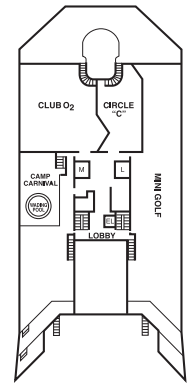
Gross Tonnage: 101,353 Length: 893 Feet Beam: 116 Feet Cruising Speed: 21 Knots
 Guest Capacity: 2,642 (Double Occupancy) Total Staff: 1,050 Registry: The Bahamas



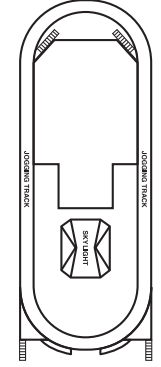
Accommodation Symbol Legend

- ▲ Twin Bed and Single Convertible Sofa
- × Queen-Size Bed
- ★ Twin Bed/King and Single Convertible Sofa
- ▽ Queen Bed and 1 Upper
- Twin Bed/King and 1 Upper
- Twin Bed/King and 2 Uppers
- Twin Bed/King, Single Convertible Sofa and Upper
- † Twin Bed/King and Double Convertible Sofa
- ∞ Queen-Size Bed, Single Convertible Sofa and Upper
- ◆ Stateroom with 2 Porthole Windows
- ◁ Connecting Staterooms (Ideal for families and groups of friends)
- * Twin beds do not convert to a king-size bed
- ⊕ Extended balcony 50% larger than Standard balcony.
- ▶ Night Owl Staterooms, located directly over the dance club, are ideal for guests who like to party late into the night and who won't mind the music. Substantial savings offered.

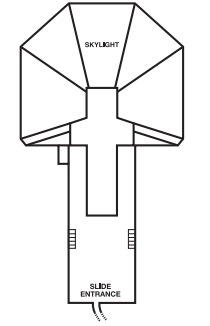
Staterooms are available that are modified for wheelchair users. Please contact Carnival Reservations Department, Guest Access Services, at 1-800-438-6744, ext. 70025, for details.
 Even-numbered Interior staterooms exit port side (left); odd-numbered Interior staterooms exit starboard (right).



Forward Sun • Deck 11



Aft Sun • Deck 11



Sky • Deck 12



Categories:
 Interior: 4A, 4B, 4C, 4D, 4E, 4F, 4G
 Interior Upper/Lower: 1A (not pictured): Feature upper and lower beds



Categories:
 Ocean View: 6A, 6B, 6C
 Aft-View Ocean View: 6D



Categories:
 Balcony: 8A, 8B, 8C, 8D, 8E, 8F
 Aft-View Extended Balcony: 8G



Category:
 Premium Balcony: 9A Various configurations



Category:
 Suite: 11



Category:
 Penthouse Suite: 12