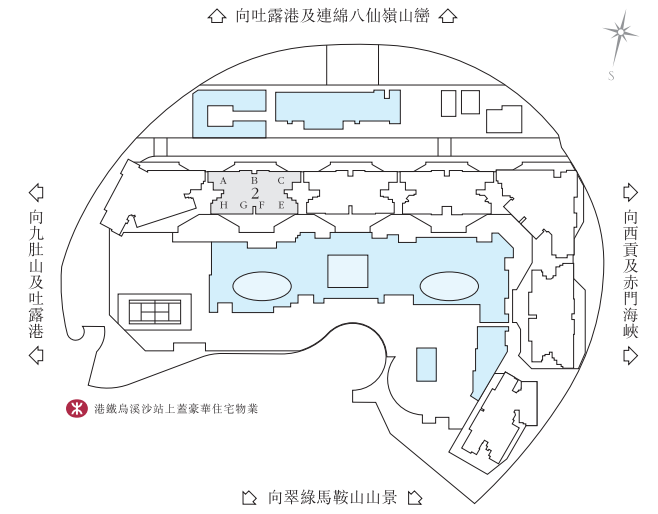

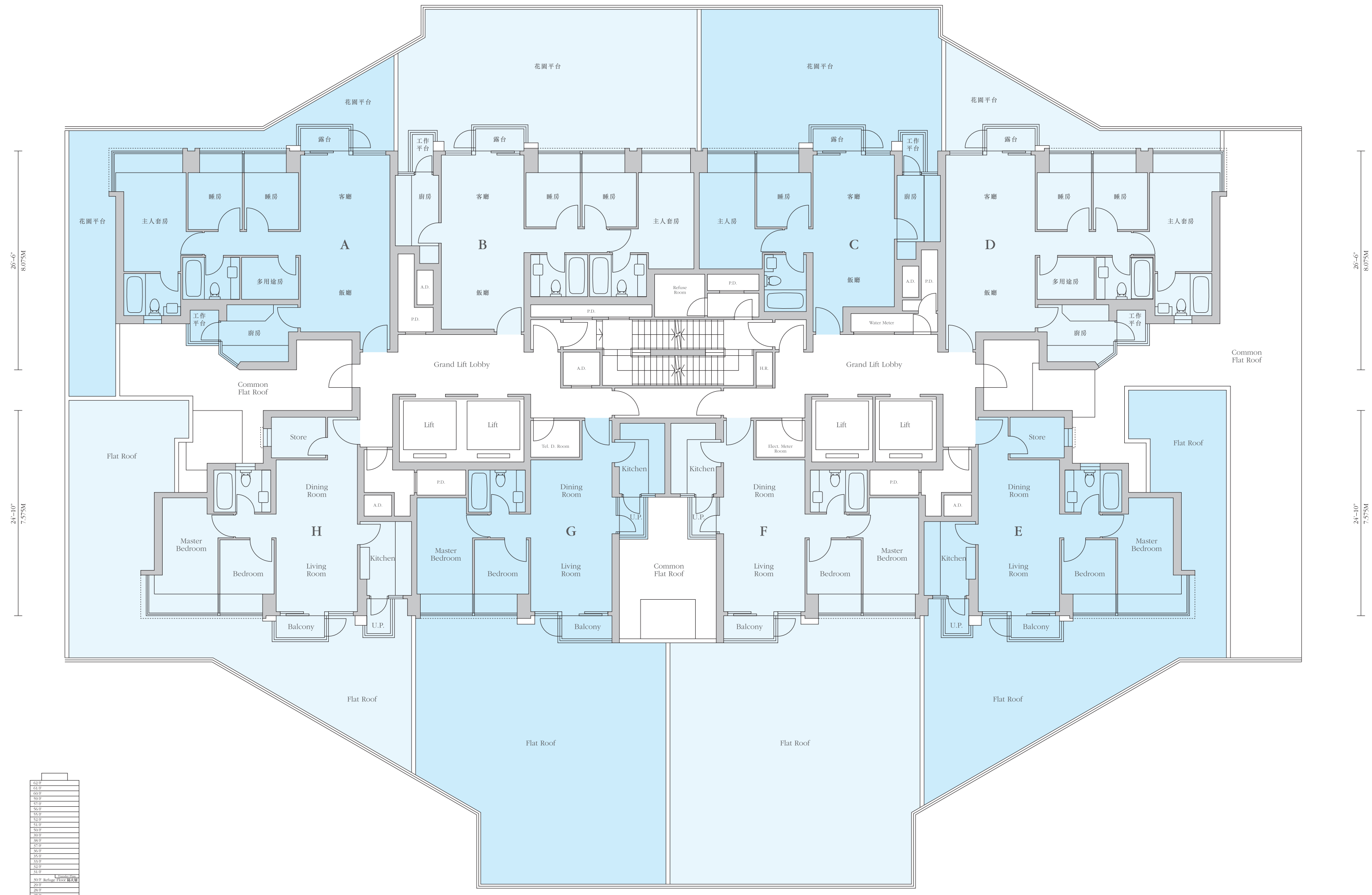
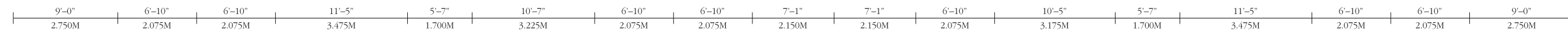


TOWER 2

5th Floor Plan 五樓平面圖



12.7	12.6	12.5	12.4	12.3	12.2	12.1	12.0	11.9	11.8	11.7	11.6	11.5	11.4	11.3	11.2	11.1	11.0	10.9	10.8	10.7	10.6	10.5	10.4	10.3	10.2	10.1	10.0	9.9	9.8	9.7	9.6	9.5	9.4	9.3	9.2	9.1	9.0	8.9	8.8	8.7	8.6	8.5	8.4	8.3	8.2	8.1	8.0	7.9	7.8	7.7	7.6	7.5	7.4	7.3	7.2	7.1	7.0	6.9	6.8	6.7	6.6	6.5	6.4	6.3	6.2	6.1	6.0	5.9	5.8	5.7	5.6	5.5	5.4	5.3	5.2	5.1	5.0	4.9	4.8	4.7	4.6	4.5	4.4	4.3	4.2	4.1	4.0	3.9	3.8	3.7	3.6	3.5	3.4	3.3	3.2	3.1	3.0	2.9	2.8	2.7	2.6	2.5	2.4	2.3	2.2	2.1	2.0	1.9	1.8	1.7	1.6	1.5	1.4	1.3	1.2	1.1	1.0	0.9	0.8	0.7	0.6	0.5	0.4	0.3	0.2	0.1	0.0
------	------	------	------	------	------	------	------	------	------	------	------	------	------	------	------	------	------	------	------	------	------	------	------	------	------	------	------	-----	-----	-----	-----	-----	-----	-----	-----	-----	-----	-----	-----	-----	-----	-----	-----	-----	-----	-----	-----	-----	-----	-----	-----	-----	-----	-----	-----	-----	-----	-----	-----	-----	-----	-----	-----	-----	-----	-----	-----	-----	-----	-----	-----	-----	-----	-----	-----	-----	-----	-----	-----	-----	-----	-----	-----	-----	-----	-----	-----	-----	-----	-----	-----	-----	-----	-----	-----	-----	-----	-----	-----	-----	-----	-----	-----	-----	-----	-----	-----	-----	-----	-----	-----	-----	-----	-----	-----	-----	-----	-----	-----	-----	-----	-----	-----	-----	-----	-----	-----

- Notes:
- Balconies and utility platforms are non-enclosed areas.
 - Residential floors are on 5/F and above. There are no 13, 14, 24, 34, 40, 49, 53, 54 & 58/F. Refuge floor is located on 30/F.
 - Outdoor units of split-type air-conditioners are installed in common flat roofs and/or flat roofs.
 - There may be architectural features and/or exposed pipes on external walls of some of the floors. For details, please refer to the latest approved building plans.
 - Common drain pipes enclosed in cladding are located adjacent to balcony and/or utility platform of some residential units.
 - There are ceiling bulkheads at living/dining room, bedrooms, store, corridor and/or kitchen of some residential units for the air-conditioning system and/or MSE services.
 - The internal ceiling height within residential units may vary due to structural, architectural and/or decoration design variations.
 - The internal areas of residential units on upper floors are in general slightly larger than lower floors due to possible reduced thickness of structural walls on those floors.
 - All dimensions of residential units are for reference only.
 - All plans are subject to amendments as approved by the Buildings Department and Lands Department.
 - Potential purchasers are also requested to refer to the building model placed at the sales office for the physical appearances and architectural features of the Development especially those of or affecting the residential units they intend to purchase. The aforesaid model is for reference only and shall be subject to the final plans as approved by the Buildings Department and Lands Department.
 - Please refer to the Location Plan and the extract of Outline Zoning Plan under the Information for Reference section of the sales brochure for information relating to the nearby communal facilities.
 - *Please refer to "Salient Points of the Land Grant" and "Salient Points of the DMC" under the Information for Reference section of the sales brochure for information relating to Railway Station Government Accommodation which includes the public transport interchange.
 - There may be exposed MSE services at the ceiling of utility platform, toilet and/or store in kitchen of some residential units.
 - Residential floor-to-floor storey height approx. 10'1" (3.075m)
 - All contents are for reference only. All information shall be subject to the terms and conditions of the Agreement for Sale and Purchase. In case of a discrepancy between the English and Chinese version of the contents of this page, the former shall prevail.

- 附註:
- 露台及工作平台為不可封閉之地方。
 - 住宅單位由5樓開始，不設13、14、24、34、40、49、53、54及58樓。30樓為防火層。
 - 分體式冷氣室外機裝置於公用平台及/或花園平台。
 - 部份樓層外牆範圍設有建築裝飾及/或外置喉管。詳細資料請參閱最後批准之圖則。
 - 部份住宅單位之露台及/或工作平台側外牆裝飾內藏公用去水渠。
 - 部份住宅單位之睡房、多用途房、走廊及/或廚房之裝飾櫃內裝置冷氣喉管及/或其他機電設備。
 - 住宅單位之天花高度會因應其結構、建築設計及/或裝修設計上的需要而有差異。
 - 高層住宅單位之室內面積通常較低層住宅單位稍大，因其承力結構可能比低層單位稍薄。
 - 圖中所有長度單位只供參考用途。
 - 詳細訂正圖則以屋宇署及地政總署最後批准之圖則為準。
 - 準買家請參考位於物業發展處之物業發展項目模型，以便清楚了解該物業發展項目及其有意購買之住宅單位的外觀及建築裝飾。特別是關於或影響該住宅單位之建築裝飾。該物業發展項目模型僅供參考，一切以屋宇署及地政總署最後批准之圖則為準。
 - 有關此物業發展項目鄰近的公共社區建設及設施等資料，請參閱售樓書於「參考資料」部份內展示的位置圖及分區計劃大綱圖則。
 - *有關港鐵烏溪沙站及政府設施包括公共運輸交匯處的資料，請參閱售樓書於「參考資料」部份內的「地產專業條款」及「公契重要條款」。
 - 部份住宅單位之工作平台、洗手間及/或工作間內之天花部份設有外置喉管。
 - 住宅樓層高度(兩地台間之距離)約10呎1吋(3.075呎)
 - 一切內容均以英文版為準及僅供參考。所有資料均依據買賣合約條款所訂定為準。