

WYOMING

Fennis Dembo





WYOMING'S

ALL-CENTURY

TEAM

In one of the greatest, most meaningful weekends in Cowboy basketball history, the University of Wyoming celebrated 100 years of hoops with a reunion of lettermen, and an honoring of its All-Century team on January 15, 2005.

Included in the weekend celebration was a ceremony unveiling a permanent display for the 1943 national championship trophy housed in the Arena-Auditorium.

At halftime of Wyoming's game with Utah, the All-Century team was introduced. Its 10 members were chosen in late November during balloting by UW fans. The team spans more than 60 years of Cowboy basketball, from Kenny Sailors to Marcus Bailey.

All 10 players chosen scored at least 1,000 points, and each is known for some aspect of his career. The all-time scorer (Fennis Dembo), rebounder (Reginald Slater) and shot blocker (Theo Ratliff) are included on the team.

Nine of the 10 members—Ratliff could not make the celebration because his Portland Trailblazers were in the midst of their NBA schedule—were honored at halftime. It was a tremendous day and one that Cowboy fans will never forget.

The 10 members of the team:

Marcus Bailey (Cheyenne, Wyo., 2000-03): Bailey scored in double figures in 72 of 101 career games, and led the Cowboys to two consecutive Mountain West Conference titles, and to the second round of the 2002 NCAA Tournament.

Charles Bradley (Edgewood, Md, 1978-81): Bradley ranked as one of the greatest players in Western Athletic Conference history. He guided the Cowboys to the 1981 WAC title and into the NCAA Tournament. He finished his career as the second-leading scorer, and was a three-time first-team All-WAC selection.

Fennis Dembo (San Antonio, Texas, 1985-88): A three-time All-WAC pick, Dembo was the league's Player of the Year in 1987. He is Wyoming's all-time leading scorer. He led the Cowboys to the finals of the 1986 NIT, and the 1987 and 1988 NCAA Tournaments.

Bill Garnett (Denver, Colo., 1979-82): Garnett was a four-year starter who helped the Pokes to two NCAA Tournament appearances. He was a WAC Player of the Year, and earned All-American honors.

Eric Leckner (Manhattan Beach, Calif., 1985-88): As a four-year starter at center for the Cowboys, Leckner played a huge role in Wyoming's 1986 NIT runner-up team as well as the 1987 and 1988 NCAA Tournament teams. A two-time first-team selection, he ranks third on Wyoming's scoring list.

Theo Ratliff (Demopolis, Ala., 1992-95): UW's all-time leading shot blocker. He was an All-WAC first-team selection for two years in a row. Not only does he own all the shot-blocking records, but he finished in the top 15 in scoring and rebounding.

Flynn Robinson (Elgin, Ill., 1963-65): In three seasons as a Cowboy, Flynn Robinson broke every major UW record except rebounding. He became the 20th collegian nationally to break the 2,000-point barrier.

Kenneth Sailors (Hillsdale, Wyo., 1941-43, '46): The only basketball player in UW history to earn All-American honors three times. He was the unanimous selection for college basketball Player of the Year in 1943. He led the Cowboys to the 1943 NCAA Championship. He is credited with inventing the modern jump shot.

Reginald Slater (Houston, Texas, 1989-92): UW's all-time leading rebounder, Slater was the first player in WAC history to lead the league in rebounding for three straight seasons. He was the 1992 WAC Player of the Year.

Tony Windis (Long Island, N.Y., 1957-59): Windis was one of the finest pure shooters ever to play at Wyoming. He is second all-time in scoring average for a career, averaging 21.2 points per game. He averaged 24.4 points per game during the 1958-59 season, his senior year.



Kenny Sailors



Fennis Dembo

Pictures of The All-Century Team are displayed in the concourse of the Arena-Auditorium.





**Sailors is the oldest living
Most Outstanding Player
of the NCAA Tournament.**

At the beginning of the 2008-09 season, Kenny Sailors became the first player in Wyoming basketball history to have his jersey displayed in the Arena-Auditorium. Here, Sailors watches as his No. 4 jersey is hung from the rafters in the Double A.

KENNY SAILORS

– CREATOR OF THE JUMP SHOT & TWO-TIME NATIONAL PLAYER OF THE YEAR

12

One of the most distinctive aspects of the modern game of basketball is the graceful athletic abilities basketball players display while in the air. But the game of basketball was not always played that way. It was played with both feet on the ground — that is until a college player from Wyoming changed the game forever with an innovative new technique — the jump shot.

Kenny Sailors grew up in Hillsdale and Laramie, Wyo. When Sailors was in junior high school, he and his older brother of three years, Bud, were playing a pickup game. In a Nov. 20, 1988, feature story in the Anchorage Alaska Daily News, the two brothers described the first jump shot.

"It was just a weapon that came naturally," said Kenny. "Bud was big, and he was fast enough to stop my drive. I just did it (the jump shot) out of necessity."

"We played quite a bit before he figured out he could dribble and get that one-handed shot on me," said Bud. "That was the first time I'd run into it. I was almost six feet five already. I don't care how tall you are, you're either going to foul him or he's going to make it. He was real accurate with it."

The shot that Sailors is credited with inventing, the jump shot, is commonplace in today's game, but was unheard of in the 1930's and 40's when Sailors perfected it at the high school and college level.

"If your feet left the floor," said Sailors, "you were a freak. You were on the bench. It's hard for people to believe."

By the time Sailors entered his junior year at the University of Wyoming, he had become so proficient at his jump shot that he earned All-America honors while leading Wyoming to the 1943 NCAA Championship.

Sportswriters in New York were dazzled by Sailors' shooting style as he led Wyoming to a 46-34 victory over Georgetown in the championship game in Madison Square Garden. Fittingly, he led both teams in scoring with 16 points. He was later presented the Chuck Taylor award, symbolic of being selected the outstanding college player in the nation.

In describing the championship game, the New York Times story read as follows, "Sailors was the key man. His ability to dribble through and around any type of defense was uncanny, just as was his electrifying one-handed shot."

Joe Cummisky, Sports Editor of the New York newspaper PM, wrote, "This Sailors can do everything with a basketball but tie a seaman's knot. And, given time, and a chance to dribble two steps, he'd probably be able to do that. Sailors was the hand who held the S.S. Wyoming together when everybody was figuring Georgetown was in. It's enough to say that Sailors — also voted the most valuable player in the NCAA final as sort of an anticlimactic gesture — is quite a ballplayer. In closing, I wonder if Georgetown has ever heard of that old sea chanty entitled 'Sailors Beware'?"

Following Wyoming's national championship, Sailors enlisted in World War II where he served in the Marine Corps. Following the war, Sailors returned to Wyoming to finish his eligibility in 1946. Once again, he earned All-America honors, and was named the Helms Foundation College Player of the Year.

Sailors went on to play in the National Basketball Association (NBA), which was founded in 1946 — the year Sailors graduated from UW. He went on to play five seasons for the Cleveland Rebels, Providence Steamrollers, the original Denver Nuggets, the Boston Celtics and the Baltimore Bullets. His salary was a far cry from today's multimillion dollar contracts — Sailors made about \$7,000 per season.

Kenny Sailors, who now lives in Laramie and can be seen in the stands at most Wyoming games and practices, will forever be remembered by Cowboy fans as one of the greatest Cowboy players, and he will be remembered in the history of the game as one of the pioneers who made basketball the exciting game it is today.





MEN'S BASKETBALL INDUCTEES

Fennis Dembo, 1985-88, Inducted 1993
 Kenny Sailors, 1941-46, Inducted 1993
 Ev Shelton, 1939-59 (coach), Inducted 1993
 Johnny Winterholler, 1936-39, Inducted 1993
 1943 NCAA Championship Basketball Team, Inducted 1993
 Flynn J. Robinson, 1963-65, Inducted 1994
 William Strannigan, 1941-42 (player), 1960-73 (coach), Inducted 1994
 Charles W. "Tub" Bradley, 1979-81, Inducted 1996
 Milward L. Simpson, 1917-21, Inducted 1996
 C. Keith Bloom, 1947-50, Inducted 1997
 Curt Gowdy, 1940-42, Inducted 1998
 Eric Leckner, 1985-88, Inducted 1998
 John Pilch, 1947-48-49, Inducted 1999
 Tony Windis, 1957-59, Inducted 1999
 Jim Brandenburg, 1978-87 (coach), Inducted 2000
 Joe Capua, 1954-56, Inducted 2001
 Bill Garnett, 1979-82, Inducted 2001
 George "Moe" Radovich, 1950-52, Inducted 2002
 Reginald Slater, 1988-92, Inducted 2002
 Willard A. "Dutch" Witte, 1931-39 (coach), Inducted 2003
 Leon Clark, 1963-66, Inducted 2004
 Theo Ratliff, 1992-95, Inducted 2005
 Stan Dodds, 1968-70, Inducted 2006
 Milo Komenich, 1942-46, Inducted 2006
 Dick Sherman, 1963-66, Inducted 2007
 Mike Jackson, 1980-83, Inducted 2009
 1987 Sweet 16 Basketball Team, Inducted 2011



Fennis Dembo, Wyoming's all-time scoring leader, greets fellow Hall of Famer Flynn Robinson, who ranks third on the all-time scoring list.



COACH

EVERETT SHELTON

– FATHER OF COWBOY BASKETBALL

The tradition and history of University of Wyoming Cowboy Basketball has its roots in its greatest coach — Everett Shelton.

Shelton coached the Wyoming Cowboys for 19 seasons from the 1939-40 season through the 1958-59 campaign. He led the Cowboys through their most successful period, highlighted by Wyoming's 1943 NCAA Championship. Coach Shelton ended his UW coaching career having won more games, 328, than any other Poke basketball coach. His all-time coaching record at UW stands at 328-201 (.620).

During his tenure at Wyoming, Shelton captured eight conference championships in: 1941, '43, '46, '47, '49, '52, '53 and '58. He also led the Cowboys to eight NCAA appearances in 1941, '43, '47, '48, '49, '52, '53 and '58.

He arrived in the Rockies in 1936 when William N. Haraway lured Shelton to Denver to coach the Denver Safeway AAU team. Haraway had attempted to hire another college-coaching legend, Henry Iba of Oklahoma A&M (now Oklahoma State). When Iba turned down the offer, he suggested Haraway hire Shelton.

"You couldn't obtain a better coach, including myself," said Iba. At the time, Shelton was coaching his alma mater, Phillips University in Enid, Okla.

In only his second season, Shelton led the Denver Safeway team to its first AAU National Championship in the 1937-38 season. He coached the Colorado Springs Antlers Hotel AAU team in 1938-39 prior to taking the head job at Wyoming.

A great teacher of the game of basketball, three of his former players followed him as head coach of the Cowboy Basketball program — Bill Strannigan (1959-60 to 1972-73), who succeeded his mentor; Moe Radovich (1973-74 to 1975-76); and Benny Dees (1987-88 to 1992-93).

Dees was a member of Shelton's final conference championship team at Wyoming and the final Shelton-coached team at Wyoming to make the NCAA Tournament in 1958. Dees has fond memories of Coach Shelton.

"He was one of the greatest disciplinarians I've ever been around, and his self-discipline was extremely strong," said Dees. "He was an immaculate dresser. He did everything by the numbers. He was a very, very strong personality, and was a tremendous influence on helping me decide what I wanted to do in my life. I thought the world of him."


"His teams were very structured, in the Hank Iba mold. He ran what he called a box-weave offense, and you better have the right foot in the right place at the right time if you wanted to play for him. He was way ahead of his time as a basketball coach."

"When I came here, I was one of those unstructured junior-college players who aggravate me now. I can remember the first practice I played in here. One of my teammates got the rebound and kicked the ball out to me. I took off down the court, and I could hear Coach Shelton hollering, 'Somebody stop him, gear him down.' My two years playing under him were up and down. But as time went by and after I left, I found out how special I was to him and how much he meant to me. When I graduated, I could have stayed here at Wyoming as freshmen coach. Probably the biggest mistake I ever made was not staying with him as freshmen coach. He also offered me a job later, after he left Wyoming and was at Sacramento State."

"When I came, he was winding down his career here. We were very aware, as players, of the respect he had from the Wyoming fans. And when you would travel with him and would see the great respect he had from other coaches, you knew you were playing for someone special. He was such a good man."

Shelton's involvement in college athletics also included serving as President of the National Association of Basketball Coaches (NABC) and as Commissioner of the Far Western Conference. He was also instrumental as a fundraiser for the construction of Wyoming's War Memorial Fieldhouse and Stadium. In addition to coaching basketball, Shelton served as UW's baseball coach for several seasons.

Shelton, who died on April 16, 1974, was posthumously honored with the highest honor in basketball in 1982 when he was inducted into the Basketball Hall of Fame in Springfield, Mass. And to this day, he and a former player of his, the legendary Curt Gowdy, who was inducted as a broadcaster, are the only two individuals from the state of Wyoming to earn that honor.



114



THE NATIONAL CHAMPIONSHIP

SEASON OF 1942-43

It was the greatest basketball season in University of Wyoming history. A team led by three All-Americans and the most successful coach in Cowboy history brought Wyoming great pride by winning the 1943 NCAA Championship.

The 1942-43 basketball season is one that Cowboy fans will never forget. It was also a season that almost never happened. On Nov. 10, 1942, the presidents of several Colorado colleges voted to cancel their universities' 1942-43 basketball and spring sport seasons due to World War II.

In response, UW President J.L. Morrill and the UW faculty athletic committee issued a statement saying, "The announcement by the Colorado college presidents probably anticipates what is inevitable for colleges and universities in this war emergency. Travel restrictions and the forthcoming lower draft age doubtless will make it impossible to conduct any normal program of intercollegiate athletics. Wyoming believes it right and proper for the Colorado institutions to meet the situation as they see fit, and the Colorado decision is accepted without criticism or complaint by our University.

"If it is necessary to discontinue intercollegiate athletics the University of Wyoming will gladly comply. Meantime, it is our hope and intention to undertake the eastern basketball trip which has been scheduled late in December, and to decide jointly with other members of the Mountain States Intercollegiate Athletic Conference at their regular December meeting, the future status of our athletic activities in this region."

It was a time in the country's history that filled everyone with doubts about the future of the country and the world. But, in the midst of much doubt and uncertainty, the Cowboy basketball team, under the direction of coach Ev Shelton and All-American Kenny Sailors, provided Wyoming fans an escape and a reason to cheer.

Wyoming began the season with three wins against a team of all-stars from Fort Warren. The Cowboys then took off on an eastern road swing. The Cowboys road trip east started on a disappointing note losing to Duquesne by the score of 33-43, but that loss would prove to be a very rare occurrence for "The Puncers", as some writers referred to them at the time. After the Duquesne loss, Wyoming ran off a string of 23 consecutive victories on way to a 31-2 record and a 10-0 record in the conference.

Through that 23-game winning streak, Wyoming posted four-game sweeps of rivals Colorado State and Utah, and a three-game sweep of Brigham Young. The Pokes outscored their opponents by an average of 25.6 points per game. It wasn't until the semifinals of the National AAU Tournament in Denver that Wyoming lost its only other game of the season — to the Denver Legion AAU team, 33-41.

Next up for the Cowboys loomed the NCAA Tournament where the Pokes were soon to take their place in college basketball history. In the NCAA Western Regional in Kansas City, Mo., Wyoming began with a 53-50 win over Oklahoma followed by another down-to-the-wire victory over Texas, 58-54. The West Regional Championship earned the Cowboys a trip to Madison Square Garden to face the NCAA Eastern Regional Champion, Georgetown.

The Georgetown game thrilled fans in Madison Square Garden, with seven ties and seven lead changes. Just prior to the half, Kenny Sailors' basket with five seconds remaining gave Wyoming an 18-16 halftime lead. With seven minutes remaining in the game, Georgetown built a 31-26 lead. Wyoming evened the score at 31 following baskets by Jimmy Collins and Sailors and a free throw from center Milo Komenich. The final four minutes belonged to Wyoming. Behind Collins sparkling play off the bench, Wyoming built the lead to a final 46-34 tally, outscoring the Hoyas 15-3 down the stretch.

In an unprecedented matchup two nights later, the Cowboys and St. John's University met in a contest that pitted the NCAA Champion and the National Invitation Tournament Champion. The game, also played in Madison Square Garden, was devised to benefit the Red Cross. Before 18,000 screaming New York fans, who turned out in support of the hometown St. John's Redmen, Wyoming again showed the poise of a veteran team.

Despite suffering the loss of center Komenich, who fouled out shortly before the game ended in a 46-46 tie at the end of regulation, the Pokes pulled together to earn the undisputed title of National Champion. Floyd Volker was the hero for the Cowboys in overtime, scoring five of Wyoming's six overtime points, while the Wyoming defense held St. John's to only one point in the extra period for a 52-47 win.

As the season ended, Sailors, Komenich and Jim Weir earned All-America honors. Sailors was also awarded the Chuck Taylor award as the outstanding college player in the nation.

The Cowboys and their fans had much to be proud of in regard to their championship season, but perhaps nothing brought more pride than the fact that seven members of the championship team went on to serve in the military during World War II.

At a postseason banquet honoring the team in Cheyenne, Wyoming's president J.L. Morrill said, "These fine young men will soon be in the armed services. Who doubts the victory there."



1943 National Championship Team

First Row (left to right): Don Waite, Earl "Shadow" Ray and Jimmie Reese. Back Row (left to right): Jim Collins, Floyd Volker, Milo Komenich, Coach Everett Shelton, Lou Roney, Kenny Sailors, Jim Weir and Professor Philip O. Badger, President of the NCAA.

115

University of Wyoming 1943 NCAA Championship Roster

Player	Pos.	Hometown
Charles Castle	F	Phoenix, Ariz.
James Collins	G	Laramie, Wyo.
James Darden	G	Cheyenne, Wyo.
Jack Downey	G	Phoenix, Ariz.
Vernon Jensen	G	Lyman, Wyo.
Antone Katana	C	Rock Springs, Wyo.
Milo Komenich	C	Gary, Ind.
Earl Ray	G	Casper, Wyo.
Jimmie Reese	F	Rock Springs, Wyo.
Lewis Roney	G	Powell, Wyo.
Kenny Sailors	F	Laramie, Wyo.
Kenneth Tallman	F	Cheyenne, Wyo.
Floyd Volker	G	Casper, Wyo.
Donald Waite	G	Scottsbluff, Neb.
James Weir	F	Green River, Wyo.
Coach: Everett Shelton		



The 1943 National Championship Trophy is displayed in the Arena-Auditorium concourse for all Cowboy fans to see.



OVER A CENTURY OF COWBOY B

The fabric of Wyoming's 102-year basketball tapestry is woven with many significant and magnificent contributions to the game, not to mention a multitude of memories to stir the emotions of every Cowboy fan.

There's that 1943 National Championship, the crown jewel of this century. And before that, the 1934 national title, selected by the Helms Foundation.

There's Les Witte, Wyoming's very first All-American, who was so dominating in his time that he was picked as one of the five best players in the nation in 1932 — legendary John Wooden was also one of the five — as well as in 1934.

There's the great All-American Kenny Sailors and his many contributions to the game including the jump shot which changed the game forevermore.

There's Flynn, and his fabulous behind the ear jumper; Tub and his leadership; Fennis and his swagger, and Marcus and his charisma.

There's a dozen other All-Americans, 27 professional draft picks; 14 NCAA and 8 NIT post-season appearances.

There are four historic facilities which have housed the Pokes, each in its own right, becoming as hostile and unique as any home-court in the land, while hosting 809 Cowboy victories during the century.

There are the millions of fans who have loyally, and with a fierce pride, shared the great times, and the not-so-great times, with their beloved Cowboys.

It all began in a small red-brick structure, located near what is now the Arts and Sciences Building, known as the "Little Red Gym". The State Legislature appropriated \$15,000 to construct the gymnasium with a capacity of 1,000. While the first game there was played in March of 1905, it was the summer of 1904, when a team representing the university was challenged by a city outfit known as the "Laramie Town Team". UW won the game 17-5, the first ever basketball victory for the brown and gold. It was the lone contest the team would play that year, forever stamping 1904 as the only undefeated campaign in Wyoming hoop history.


The Cowboys finished 52-40 in the Little Red Gym.

It would be five coaches and a decade later before UW would fashion another winning season. John Corbett, a Hall of Famer who would mean so much to Wyoming athletics through his career, reversed the losing trend in 1915, by directing the Pokes to a 3-2 record. During his nine seasons at the helm, he would coach three winning seasons, stepping down as head coach after the 1923-24 season.

Cowboy basketball would begin to transform from a pastime to a passion during the next six seasons. Under the direction of Stewart Clark and George McLaren, the Cowboys would begin the winning tradition as we know it today. From 1925 through 1930, those two would produce a record of 71-34, and pave the way for the era's "glory years".

It was during Clark's watch that the Cowboys moved into the Half Acre Gym. Construction of the Cowboys' next home began in 1923, at a cost of \$150,000. Considered a massive facility, the gym was just about one-half acre in size, and one of the nation's largest and most modern facilities. It had a capacity of just over 4,000. Its official dedication came on January 23, 1925, with Wyoming defeating Utah 31-29 in overtime. Known as "Hell's Half Acre" because of the difficulty for opponents to win there, Wyoming played eight perfect seasons in the gym in 26 seasons. From January of 1925 through March of 1951, the Cowboys were 222-44 in that building.

For the next 28 seasons following the Clark-McLaren era, a pair of coaches, known for their fierce competitiveness would elevate Wyoming basketball to a national level with successes that never were duplicated during Wyoming's first 100 years of basketball.



Kenny Sailors steals the ball from St. John's University in the Red Cross game at Madison Square Garden in 1943.



BASKETBALL

The first of those two coaches was a reserved and shy gentleman by the name of Willard "Dutch" Witte who replaced McLaren in 1931. A Lincoln, Neb., native who coached as many as four sports while at Wyoming during the 30's, Witte would coach nine of those 28 landmark seasons. Compiling 134 wins in 185 games, Witte coached the Cowboys to five Rocky Mountain Conference Eastern Division titles and two outright league crowns.

But his most brilliant year came in 1934, when his Cowboys reeled off 20 straight wins—an accomplishment that has not been repeated—and finished the season with a conference championship, a 26-3 record and Wyoming's first national title. The Cowboys were selected as the 1934 National Champions by the Helms Athletic Foundation, the only collegiate voting poll of the era.

That season, Witte's starting five—Ed McGinty, Art Haman, John Kimball, Haskell Leuty and his brother Les — all were named to one All-America team or another. Two seasons earlier Les became Wyoming's first All-American, selected by both the Helms Foundation and the Converse Yearbook.

Under "Dutch", the Cowboys would win 52 consecutive Rocky Mountain Conference games in the Half Acre Gym.

He also coached football for six seasons, and after stepping down from coaching, served as Director of Wyoming Athletics for many years, and was a member of the National Basketball Association Rules Committee.

Witte's outstanding success was only exceeded by his successor, the legendary Everett Shelton.

It was Shelton who transformed Wyoming into a national name, a national power. For 19 seasons, and in two basketball palaces, he stalked the sidelines while directing Wyoming to 328 victories, and winning over 60 percent of his games. He remains the school's all-time winningest coach. In 1982, his life's work earned him basketball's highest honor, induction into the Basketball Hall of Fame.

Ironically, Shelton's first season at Wyoming was a dismal one. After winning his first three games as head coach, he would manage just three more wins the remainder of the year, and finish 6-10. His teams would win 20 or more games seven times following that season.

During his 19 campaigns, Shelton would coach Wyoming to eight conference championships, eight NCAA tournament appearances, and of course, the most famous season of them all, the 1943 National Championship.

The first basketball team from the Rocky Mountains to win an NCAA Basketball Championship, the 1942-43 Cowboys posted a 31-2 record, despite playing just nine home games all season. After losing at Duquesne (43-33) in the year's fourth game, the Cowboys did not lose a game to another collegiate team the remainder of the season. Their only other loss was to the Denver Legion team. The Cowboys outscored their opponents by an average of 20 points per game, and became the first UW squad to reach the century mark by beating Regis, 101-45.

Wyoming opened the NCAA Tournament beating the University of Oklahoma, 53-50, in the first round. They then beat the University of Texas, 58-54, in the semi-finals, to advance to the national championship game against Georgetown University. The Cowboys defeated Georgetown, 46-34, to claim the NCAA title.

Two days after winning the NCAA Championship, the Cowboys were asked to take on the winner of the National Invitational Tournament (NIT), St. John's, in a Red Cross benefit game. The idea of the game was to raise money for the country's war effort. It took an overtime period, but Wyoming beat St. John's 52-47, in New York's Madison Square Garden, to earn the title of World Champions of 1943.

While Shelton did a brilliant job of coaching that team, the stars were Kenny Sailors and Milo Komenich. While Sailors was scoring from the outside, Komenich was doing the damage on the inside.

A native of Hillsdale, Wyo., Sailors was a three-time All-American. He earned the honor in 1942 and 1943, and amazingly in 1946, after being away for two years serving in World War II. He was the unanimous selection for College Basketball Player of the Year in 1943, and was named the Most Valuable Player of the 1943 NCAA tournament. After the war, he was again named Player of the Year in '46. In an effort to shoot over his brother on their backyard court at home, he began toying with an offensive move in which he jumped, then shot. He turned it into an art, and is credited in most basketball circles with inventing the modern-day jump shot that revolutionized the game.



Willard "Dutch" Witte
compiled a 134-51 (.724)
record from 1931-39

17



OVER A CENTURY OF COWBOY B

There was no basketball at Wyoming in 1943-44, due to World War II, and when it resumed in 1944-45, the Cowboys posted a losing record. But when Sailors and his teammates returned from the war, things were back on track for Wyoming basketball. The Pokes were 22-4 in 1945-46, and won the league. Shelton had great years in 1946-47 (22-6, conference champion and NCAA appearance); 1947-48 (18-9, conference title and NCAA appearance); 1948-49 (25-10, conference title and NCAA appearance); 1949-50 (25-11); 1950-51 (26-11); 1951-52 (28-7, conference title, and NCAA appearance); 1952-53 (20-10, conference title and NCAA appearance); and 1957-58 (conference title and NCAA appearance).

While his teams raised havoc in "Hell's Half Acre", Shelton was an instrumental fund raiser for War Memorial Stadium and Fieldhouse, where he coached for eight seasons, once the Cowboys moved out of the Half Acre.

Construction of War Memorial Fieldhouse began in August of 1949, and had a price tag of an estimated \$1,000,000. The Fieldhouse dedication was December 14-15, 1951, against St. Mary's (Calif.) and Indiana. Wyoming beat the Gaels and lost to the Hoosiers. At the time it was built, the Fieldhouse was the biggest structure in Wyoming at 69,680 square feet. It was a War Memorial to all Wyoming World War II veterans. In 31 seasons, the Cowboys played 381 games there.


While much of Wyoming's hoop tradition came in the 1940's under Shelton, he coached many outstanding players through the 1950's as well. Maybe the most notable was a young guy considered to be Shelton's best small player since Sailors. His name was Joe Capua, and he would become Wyoming's all-time single-season scoring leader. A tremendous sparkplug for the Cowboys from 1954 through 1956, the wiry guard from Gary, Ind., was an All-Skyline Conference selection for two seasons. In 1956 he led Wyoming in scoring at 24.5 points per game on his way to Skyline Player of the Year. That season he set a single-game scoring mark that still stands to this day. In a victory over Montana, he scored 51 points on 16 field goals and 19 of 26 free throws. Two nights later, in a win over Utah, he scored 32 points, capping the greatest individual scoring effort in back-to-back games in school history.

Another Shelton star during the late '50's was Tony Windis. A native of Long Island, N.Y., Windis was considered one of the finest shooters ever to play at Wyoming. During his senior year of 1958-59, he averaged 24.4 points per game, the fifth-best scoring season in history. The Hall of Famer was ever-so-close to breaking Capua's record on a January night in 1958 against New Mexico. While the Cowboys were romping to a 101-61 victory in the Fieldhouse, Windis was 19 of 30 from the field and 12 of 14 from the foul line for 50 points, one shy of Capua's record. Of his 50 points that night, 33 came in the second half.

Shelton's Wyoming finale was the 1958-59 season, and, ironically, it was his worst. The Pokes finished 4-22 that year. He would be replaced by one of his most outstanding former players, Bill Strannigan. A native of Rock Springs, the "Silver Fox", as he would be later known, was once considered one of the greatest athletes ever produced in the state of Wyoming. He was an outstanding football and baseball player, but hoops was his game.

Strannigan came to Wyoming after coaching at Iowa State where his claim to fame was upsetting Kansas and its great center Wilt Chamberlain. While his career record with the Cowboys was below .500, the popular Strannigan brought exciting teams and players to the Fieldhouse. His most significant season came in 1966-67, when Wyoming earned a spot in the NCAA Tournament. To earn that right, they upset Brigham Young in a playoff at Salt Lake City after the two tied for the Western Athletic Conference Championship.

That team was nothing short of amazing. In mid-February, Wyoming had an overall record of 8-12, and going nowhere. All of a sudden, the Pokes caught fire and won their final six games of the regular season, including WAC road wins at Arizona, Arizona State and New Mexico, and home wins over BYU and Utah. That run forced the playoff game with the Cougars for the league's automatic berth in the NCAA Tournament. The Pokes won that game and drew UCLA and Lew Alcindor in the NCAA's first round. They lost that one, and then a consolation game to Texas-El Paso in the tournament. Strannigan also coached the Cowboys to a pair of NIT appearances in 1968-69 and 1969-70.



Flynn Robinson, with his behind the ear jump shot, thrilled Cowboy fans from 1963-65.



ASKETBALL

During his era, Strannigan brought some of the greatest players in school history to the Wyoming campus including Flynn Robinson, Leon Clark, Tom Asbury, Dick Sherman, Mike Eberle, Stan Dodds, Carl Ashley and Harry Hall.

The best of the best was Robinson. Considered the greatest pure shooter in Wyoming history, Fabulous Flynn could hit his patented one-hand jumper from behind his right ear from any place on the floor. Playing from 1963 through 1965, he remains second on Wyoming's career scoring list with 2,049 points. That total was the career record for 20 seasons. Ironically Robinson and Strannigan were inducted into the University of Wyoming Athletics Hall of Fame in the same class of 1994.

During his 14 seasons as head coach, Strannigan posted six winning records, and six of his teams scored over 2,000 points in a season. His 1965-66 team is still sixth on the single-season team scoring list with 2,366 points in 26 games. That team scored over 100 points 10 times, including 120 against Nevada, the second-highest mark in school history. Strannigan teams were offensive minded.

When he stepped down in 1972-73, Strannigan was replaced by his assistant coach, close friend George "Moe" Radovich. A great player for the Cowboys and another great Cowboy Hall of Famer, Moe's Cowboys struggled during his three seasons at the helm. In 1976 he was replaced by Don DeVoe. The tall, slender DeVoe came to Wyoming after a highly-successful stint at Virginia Tech. Although he stayed just two seasons (he moved on to Tennessee), he brought to Laramie a couple of players who would return Cowboy basketball to greatness, Charles "Tub" Bradley and Kenneth Ollie.

After DeVoe's departure following the 1977-78 season, the Cowboys struggled hiring a head coach, but finally settled on a guy who had produced outstanding success at the University of Montana. His name was Jim Brandenburg, and he would bring Wyoming basketball back to national prominence.


The first thing he did was to convince Bradley and Ollie to stay at Wyoming. Cowboy fans would be glad he did. By the time those two were seniors, the Cowboys were one of the nation's elite teams. Under Brandenburg's guidance, the Cowboys showed steady improvement. They were 15-12 in 1978-79, 18-10 in 1979-80, and bell-ringers in 1980-81, at 24-6. That team would advance to the NCAA Tournament, beating Howard University in the opening round (78-43), but narrowly losing to Illinois (67-65). It was Bradley and Ollie who keyed the season.

No Wyoming fan will ever forget the final home weekend of the '80-81 season, when the Cowboys hosted Brigham Young and Utah in the Fieldhouse. All three teams were involved in a three-way battle for the league title. The BYU game was played first on Thursday, February 26, and it was an epic. The game went two overtimes before the Cowboys came away with an 86-84 win over the Danny Ainge-led Cougars. One of the important figures in the game was a sophomore guard by the name of Mike Jackson who hit two long jumpers in the final minute-and-a-half of regulation to send the game to OT. But it was Bradley who was something to see. He finished with 31 points, including six of eight from the free throw line in the second overtime. It was an unforgettable night in the Fieldhouse.

The Cowboys were not done. The second-half of the weekend doubleheader brought seventh-ranked Utah to town. Even though the Utes had clinched the crown with a victory at CSU two nights before, the Wyoming-Utah game would be a classic in its own right. This one took on a different complexion, a physical, defensive struggle. With Ollie's 19 points leading the way, the Cowboys beat the Utes, 53-50 to finish with a perfect 14-0 record at home, the first time that had happened since 1946. The two weekend games also concluded the last full season in War Memorial Fieldhouse.

The Cowboys returned to the NCAA Tournament the next season of 1981-82 with Jackson and Bill Garnett leading the way. Wyoming finished 23-7, defeated Southern Cal in the tourney's first round, then lost a tough one to Patrick Ewing and Georgetown. That certainly was not the end of postseason play during the Brandenburg Era.

Without question it was Brandenburg, Bradley and Ollie who ignited the state of Wyoming, and brought Cowboy basketball back. Because of them a new basketball palace was planned and constructed. Sadly, Bradley and Ollie had already graduated before they could play in the new building. But the Arena-Auditorium was



Tony Windis and Coach Ev Shelton



OVER A CENTURY OF COWBOY B

very definitely their legacy. Both Bradley and Brandenburg have since been inducted into the UW Intercollegiate Athletics Hall of Fame.

The final game in the Fieldhouse, one of the greatest home buildings the country had ever seen, came on February 13, 1982. Don Haskins and UTEP received the honor of playing the last game, and saddened every Cowboy fan by winning the game, 45-37 in a typical pre-shot-clock Haskins game.

The Arena-Auditorium opened seven days later, on Feb. 20, 1982, the final game of that season. A record crowd of 15,004 jammed into the new place to watch the Cowboys romp over Air Force, 59-29. It would have been difficult to beat the Cowboys on that energy-filled night. It was the final home game for the Pokes' Hall of Famer Bill Garnett, and he went out in style with 16 points and 12 rebounds.

Built at a cost of \$15,668,200, construction began in November of 1979. At over 200,000 square feet, the Double A has the largest seating capacity in the state. Over its 22-year history it has attracted 71 crowds of over 10,000, and has been sold out 15 times. Currently, Wyoming is 288-93 in the building.

After that "Dome of Doom" opening, Brandenburg's real fireworks, however, were yet to come. After three consecutive "quiet" seasons, Brandenburg and his Cowboys made some big noise in 1985-86, thanks to a player who signed at Wyoming after few had recruited him. He would become known as the "Electric Man", and would finish his career as the greatest player in Cowboy history.

Fennis Dembo was a sophomore in 1985, when the Cowboys embarked on one of the most exciting seasons in 40 years. The team actually lost five of its first nine games that season. But from late December through late March, no team in the country played better. The Cowboys won 18 of their last 23 games of the season, to finish 24-12. Down the stretch, each game became more historic than the last.

The first big one came in the final regular-season game at Brigham Young. The winner of the game would host the Western Athletic Conference Tournament. With Dembo playing at his electric best, the Cowboys upset BYU, 65-62. The WAC was coming to Laramie. The Double A never looked better as the Cowboys hosted the first eight-team WAC Tournament. Things did not look so great when UTEP beat the Pokes in the tournament final, 65-64 to earn the automatic NCAA bid. It would be a blessing in disguise, however.


Although they lost in that WAC finale, the Cowboys were selected to host an NIT game with Texas A&M as the opponent, March 13, 1985. They won that game. The crowd and the way they played earned for them a second home game. This one came against Loyola-Marymount. The Pokes won that game as well in front of an even bigger and more enthusiastic throng. Because of that the Pokes were surprisingly awarded a third home game. The opponent was Clemson, and the winner would go to New York and the NIT semifinals.

A record-setting crowd of 15,028 jammed the Double A to see their Cowboys take on the ACC opponent. Dembo was at his best, as was his sophomore teammate Eric Leckner. The Cowboys overcame an early Tiger lead, and went on to win 62-57. With the band playing "New York, New York", and Dembo sitting on the rim at the west end of the floor, it was final, the Cowboys were going to the Big Apple.

They would beat Florida (67-58) to play in the finals, only to lose to Ohio State (73-63). But what a magical season it was, and it set the stage for even bigger doings the next season.

The Pokes fashioned another tremendous season in 1986-87, but like the UTEP loss in the tournament the previous year, experienced the low before enjoying the high.

They lost their final three games of the '86-87 regular season, Brigham Young at home and New Mexico and UTEP on the road, to limp into the conference tournament at Albuquerque. But there, they found new life and new ways to win in the WAC tourney, beating Utah by two, UTEP by three, and New Mexico by two in the championship. They had earned the automatic NCAA berth. Making it even more special was the fact the Cowboys were sent to Salt Lake City for the tournament insuring a huge throng of loyal followers.



Charles "Tub" Bradley

120



BASKETBALL

With Cowboy fans filling nearly half of the Special Events Center, Wyoming upended Virginia (64-60) in the first round of the tournament, and drew UCLA and Reggie Miller in the second round. In one of the best games of his career, Dembo outdueled Miller to lead the Cowboys to the stunning victory. The Wyoming legend finished with 41 points and nine rebounds, including 16-of-16 free throws, and the Pokes were going to the "Sweet 16" in Seattle. They would lose there to UNLV, which went on to play in the NCAA championship game, but it did nothing to tarnish one of the most sensational seasons in Cowboy history.

Sadly, and surprisingly, Brandenburg left after that season for San Diego State with a cupboard full of outstanding players. He was replaced by Benny Dees, a personable Cowboy basketball letterman who would coach for six seasons. He had the pleasure — despite the immense pressure — of coaching Dembo and Leckner during their senior seasons. That 1987-88 outfit finished with a 26-6 record, winning the WAC Tournament at Provo. The Cowboys defeated San Diego State, Colorado State — on a buzzer shot by Leckner — and UTEP to earn the NCAA's automatic bid. This time things did not go as well. They lost in the first round to a high-scoring Loyola-Marymount team in a shootout, 119-115.

Dees would finish with a 104-77 record over six seasons, including a pair of 20-win campaigns, that NCAA Tournament appearance, and one NIT appearance (1990-91). Dembo would finish his career as the most nationally-recognized Cowboy of all time, and clearly the school's best. He holds the career record for points scored, is second in steals, third in rebounds, and assists and sixth in blocked shots.

Joby Wright (1994-97) and Larry Shyatt (1998) would direct the Cowboy fortunes for the next five seasons before Steve McClain would take over, and return Wyoming basketball to national prominence.

In his first six seasons, McClain directed Wyoming through one of its most successful periods in history. In four of those six years the Cowboys appeared in postseason play. He posted the fifth-best winning percentage in school history while his teams averaged 20 wins per season through his first five years. His teams captured two of the first four MWC titles, sharing the 2000-01 season, and winning the 2001-02 outright. The back-to-back regular-season conference titles were the first since the 1980-81 and 1981-82 seasons.


McClain coached two All-Americans in his first six seasons, Josh Davis and Marcus Bailey. Bailey was on his way to one of the great careers in hoop history when it was tragically and prematurely ended during the ninth game of his senior year. In a win over South Carolina, he tore the anterior cruciate ligament in his right knee. He would never play for the Cowboys again.

The high point of the Cowboys' return to national prominence was their appearance in the 2002 NCAA Tournament. It marked their first appearance since 1988.

In one of the most thrilling games ever in the Double A, the Cowboys edged Utah (57-56) before the biggest crowd in school history (16,089) to win the MWC title outright.

After some anxious moments during Selection Sunday, the Cowboys drew number-six-ranked Gonzaga in the first round of the NCAA West Regional in Albuquerque, N.M. The Zags came into the game with a 29-4 record, and were heavily favored. The Cowboys played maybe their finest game of the season in throwing a balanced attack at the Bulldogs. Davis finished with 11 points, 14 rebounds and five blocked shots. Uche Nsonwu-Amadi added 14 points and Bailey 13. It was another one of those wins that ignited the state, and certainly thrust the Cowboys into the national limelight. They would play Arizona in the second round, and lose to the Wildcats, 68-60, finishing the season with a 22-9 record.

Now, a new century of Cowboy basketball is upon us and head coach Heath Schroyer and his Cowboys have begun returning the program to national prominence. It's exciting to think what kind of history will be made during Wyoming's second century.



Fennis Dembo is Wyoming's all-time scoring leader with 2,311 career points.



OVER A CENTURY OF COWBOY BASKETBALL LITTLE RED GYM

(1904-05 through 1923-24)

In January, 1903 the Wyoming State Legislature appropriated \$15,000 to construct a gymnasium, "The Gym," capacity 1,000. Called the Little Red Gym because of the color of the building's bricks, this was the first tangible evidence that the governing authorities of the state assumed any responsibility for the recreational side of student life at UW.

The birthplace of Cowboy basketball, the first recorded men's game in the Little Red Gym was an exhibition on March 24, 1905, between two UW squads.

Wyoming was 52-40 in the early years of Cowboy Basketball in the Little Red Gym.




The exterior of the Little Red Gym.

After the Half Acre Gym was built, the Little Red Gym was used primarily as a theatre and assembly hall. It sat where the modern day A&S building is on campus.

"I was a rabid Cowboy Basketball fan as a boy growing up in Cheyenne. I used to watch games in Half Acre from the balcony with my legs hanging over the edge. Les Witte and Ed McGinty were some of my favorite players to watch. "Hell's Half Acre had one of the biggest playing courts in America at the time and we used to run teams to death there. Teams died at the altitude and we could play with anyone. Even the name, Hell's Half Acre, made it memorable. "Wyoming had as good of fans as anywhere in America. They always packed the place. "Wyoming Basketball means a lot to me."

— CURT GOWDY

UW Hall of Fame member,
Cowboy Basketball letterman 1940-42




The Little Red Gym with Half Acre Gym under construction in the background, circa 1924.



BASKETBALL

Little Red Gym - Half Acre (aerial view) - An aerial view of the UW campus with the Little Red Gym at the west end of Prexy's Pasture and Half Acre Gym at the east end, circa 1927.



123



The interior of Half Acre Gym.



OVER A CENTURY OF COWBOY B HALF ACRE GYM

(1924-25 through 1950-51)

Construction of the Half Acre Gym began in 1923, at a cost of \$150,000. Considered a massive facility, the gym was approximately one-half acre in size, and the largest and most modern facility of the time between Syracuse University and California, according to a Branding Iron article from 1924. Half Acre had a capacity of over 4,000, nearly four times the size of the Little Red Gym.

The Half Acre Gym was officially dedicated on January 23, 1925, when Wyoming beat Utah 31-29 in an overtime game.

The gym was also used by fans during away games. Play-by-play action was posted on the "Grid Board", a grid-graph setup on the floor that flashed action by way of telegraph messages from a signal sent by the Western Union Telegraph Company. Crowds of 1,000 or more were reported to attend these events.

Dubbed "Hell's Half Acre" because of the difficulty for opponents to win there, Wyoming played eight perfect seasons in this gym. Coach Everett F. Shelton had three undefeated home seasons in a row in 1941, 1942 and 1943. Other spotless years were 1929, 1930, 1933, 1934 and 1947.


In 26 seasons from January of 1925 to March of 1951, the Pokes won 222 games, losing only 44 in the Half Acre Gym.

"In those days Half Acre was the largest facility in the area. It was a good floor to play and dribble on, even compared to some of the largest arenas in the country. There was lots of room under the baskets so that I could finish my drives and not run into a wall like at some other gyms. Hell's Half Acre was a great place to play.

"We bussed in folks from all over the state for games in that gym. Sometimes there were so many fans that there was no place to put them. Fans were hanging from the rafters. Since they came from so far away UW officials squeezed in as many as they could and then put the rest in other buildings on campus so they could follow the games from there."

— KENNY SAILORS

UW Hall of Fame member, All-American, 1942-43, 1946,
NCAA Tournament Most Valuable Player and
College Basketball Player of the Year, 1943



The interior of Half Acre Gym, 1947.


Halftime of a Wyoming/Utah game
in Half Acre Gym, circa 1930.





BASKETBALL

A game in Half Acre Gym between Wyoming and Utah.



125



The Mountain States Conference championship trophy is presented after a game between Wyoming and BYU in Half Acre Gym.



An overflow crowd in Half Acre Gym.



OVER A CENTURY OF COWBOY BASKETBALL WAR MEMORIAL FIELDHOUSE

(1951-52 through 1981-82)

Construction of the War Memorial Fieldhouse began in August of 1949. Cost to construct the Fieldhouse was estimated at \$1,000,000. Exact cost was not known since the football stadium was built at the same time.

The Fieldhouse dedication was Dec. 14-15, 1951, with games against St. Mary's (Calif.) and Indiana. UW defeated the Gaels, 78-69, but lost to the Hoosiers by two points, 57-55. Over that weekend, Colorado A&M also played those visiting two teams in War Memorial Fieldhouse.

At the time it was built, War Memorial Fieldhouse was the largest building in the state of Wyoming, 69,680 square feet in area. The Fieldhouse had a state-of-the-art \$20,000 removable basketball floor which was raised 16 inches off the tanbark arena floor.

The building is a War Memorial to all Wyoming World War II veterans. An all-purpose facility, the Fieldhouse is still used for its artificial turf surface and 160-meter track.

Jim Brandenburg's 1980-81 Cowboy squad, featuring Charles Bradley and Bill Garnett, went undefeated at home in the Fieldhouse that season.

In 31 seasons of Cowboy Basketball in the Fieldhouse, 1,550,135 fans saw 381 games. The largest crowd, 10,580, coming for a Cowboy win over BYU, 63-59, on Feb. 27, 1953.



The cornerstone of War Memorial Fieldhouse is laid by UW President George Duke Humphrey, Board of Trustees President Milward L. Simpson and Board members, Sept. 23, 1950.

"The first Cowboy Basketball game I saw was in the winter of '57. We would drive across the state from Kemmerer to Laramie whenever my family could.
"War Memorial Fieldhouse was a great facility for basketball. The crowd was so close to the floor and that place had its own unique atmosphere. More than once I saw players trip and almost fall when they were getting on the raised floor. The old trophy room on the south end had a lot of great memories.
"I'll always remember the Arizona booster who would bring a drum to the games here. He would later help several of us Wyoming fans get tickets to a sold-out Arizona and Kansas State game, while we were in Manhattan for a meeting.
"The most memorable game for me in that building was in 1981 when we beat BYU in double overtime. Wyoming had Charles Bradley and Bill Garnett and BYU had Danny Ainge. What a great game."

— ARLOWE HULETT

20 year spotter for internal PA,
long-time Cowboy Basketball fan and supporter




A unique multi-use facility, War Memorial Fieldhouse has been used for indoor rodeos, track meets, wrestling events, as well as basketball games and assorted other uses over the last 50-plus years.


126



BASKETBALL




Cowboy Kenneth Ollie puts in a layup during the 1976-77 season in War Memorial Fieldhouse. The official in the photo is former basketball referee and current Denver broadcaster Irv Brown.



The interior of War Memorial Fieldhouse, showing the track surrounding the basketball floor.

127



A crowd packs War Memorial Fieldhouse.



OVER A CENTURY OF COWBOY B/ ARENA-AUDITORIUM

(1982-83 through present)


In February 22, 1979, the Joint Appropriations Committee of the state legislature approved \$15,668,200 for the new Arena-Auditorium. Construction began in November of that year.

The first Cowboy game played in the Arena-Auditorium was February 20, 1982. Wyoming defeated Air Force 59-29 in the final home game of that season before a capacity crowd of 15,004.

With nearly 200,000 square feet, the Arena-Auditorium still embraces the largest indoor seating capacity within the State of Wyoming.

Over the 22-year history of the Arena-Auditorium, Cowboy Basketball has attracted 71 crowds over 10,000. There have been 15 sellouts (crowds of 15,000 or more) in the history of the Double A. The largest crowd, 16,089, to date coming March 2, 2002, to watch UW defeat Utah 57-56, for the conference title.

Tagged "The Dome of Doom" by Wyoming fans, the Cowboys have won 76.6 percent of their home games in the Double A. Currently UW's record in the Double A stands at 288-93 (.752). In conference home games, Wyoming is 138-67 (.667).



The Arena-Auditorium under construction, 1981.

"I saw my first Cowboy game in '44 at the base in Cheyenne. The national championship team played and I got in free since I was a paperboy at the time. I did make it over to Laramie to see some games in Half Acre and that was an exciting place to watch a game. The crowds were always large since we had such a good team.
"One of the best players, if not the best, that I've watched in UW's facilities over the years was John Pilch. He was nothing but elbows and a great player, a tough, tough player.
"Most of the games I've watched were in the Fieldhouse and the Arena. The Fieldhouse always made me a little jumpy because that place would literally shake when the crowd would get going.
"Wyoming's basketball facilities have always been as good as anyone's in the nation, if not better. Laramie has always been a good place to watch a game."

— MAURY BROWN

Long-time Cowboy Basketball fan and supporter

The Arena-Auditorium.





BASKETBALL

The 2011-12 season will mark the 30th season that the Arena-Auditorium has been home to Wyoming Basketball. Whether you call it the Arena-Auditorium, the Double A or "The Dome of Doom," Wyoming fans have created an atmosphere that has helped Wyoming win 73.6 percent of its home games.

The Cowboys record in the Double A breaks down as follows:

Overall Arena-Auditorium Record: 313-113 (.735)
Conference Record in AA: 149-80 (.651)
Non-conference Record in AA: 164-33 (.832)

Wins on National Television Since the 1995-96 Season

Feb. 21, 2005	69-65 Win over SDSU on ESPN Big Monday
Jan. 17, 2005	83-71 Win over BYU on ESPN Big Monday
March 3, 2003	69-66 Win over UNLV on ESPN Big Monday
Feb. 28, 2000	88-61 Win over Utah on ESPN Big Monday
Feb. 27, 1999	79-76 Win over UNLV on ESPN
Jan. 4, 1997	89-61 Win over BYU on ESPN2
Feb. 12, 1996	80-76 Win over Utah on ESPN Big Monday
Jan. 13, 1996	61-58 Win over New Mexico on ESPN2

Wins Over Top 25 Ranked Teams Since the 1995-96 Season

Feb. 28, 2000	88-61 Win over No. 24 ranked Utah
Jan. 14, 1999	96-93 Win over No. 20 ranked TCU
Feb. 12, 1998	62-56 Win over No. 5 ranked Utah
Jan. 10, 1998	58-55 Win over No. 10 ranked New Mexico
Feb. 12, 1996	80-76 Win over No. 7 ranked Utah
Jan. 13, 1996	61-58 Win over No. 25 ranked New Mexico

Wins Over Nationally-Prominent Coaches Since 1995-96

Jan. 8, 2011	67-66 Win over New Mexico's Steve Alford
Jan. 9, 2010	85-83 Win over San Diego State's Steve Fisher
Feb. 18, 2009	77-68 Win over UNLV's Lon Kruger
Jan. 10, 2007	86-76 (1ot) Win over UNLV's Lon Kruger
March 2, 2002	57-56 Win over Utah's Rick Majerus
Feb. 28, 2000	88-61 Win over Utah's Rick Majerus
Feb. 12, 1998	62-56 Win over Utah's Rick Majerus
Feb. 12, 1996	80-76 Win over Utah's Rick Majerus
Jan. 19, 1995	63-56 Win over Utah's Rick Majerus
Feb. 5, 1994	60-55 Win over Utah's Rick Majerus
Jan. 14, 2009	83-79 Win over San Diego State's Steve Fisher
Feb. 17, 2007	80-71 Win over San Diego State's Steve Fisher
Feb. 21, 2005	69-65 Win over San Diego State's Steve Fisher
Jan. 26, 2004	79-71 Win over San Diego State's Steve Fisher
Feb. 3, 2001	101-66 Win over San Diego State's Steve Fisher
Jan. 29, 2000	93-87 Win over San Diego State's Steve Fisher
Dec. 19, 2002	77-63 Win over South Carolina's Dave Odom
Jan. 14, 1999	96-93 Win over TCU's Billy Tubbs
Jan. 8, 1998	65-46 Win over UTEP's Don Haskins
Jan. 15, 1996	72-68 Win over UTEP's Don Haskins
Jan. 25, 1997	87-74 Win over Fresno State's Jerry Tarkanian
Jan. 27, 1996	96-81 Win over Fresno State's Jerry Tarkanian

WYOMING'S HOME RECORDS IN ARENA-AUDITORIUM HISTORY

(The Arena-Auditorium opened the last game of the 1981-82 season when Wyoming defeated Air Force 59-29 on Feb. 20, 1982)

Season	Overall Home Records	Conference Home Records	Conference Tournament Records	NIT Records	CBI Records
2010-11	10-7 (.588)	3-5 (.375)			
2009-10	9-9 (.500)	3-5 (.375)			
2008-09	12-4 (.800)	5-3 (.625)			0-1 (.000)
2007-08	8-6 (.571)	3-5 (.375)			
2006-07	12-2 (.857)	6-2 (.750)			
2005-06	9-8 (.529)	3-5 (.375)			
2004-05	11-3 (.786)	5-2 (.714)			
2003-04	10-5 (.667)	4-3 (.571)			
2002-03	12-3 (.800)	4-3 (.571)		1-0 (1.000)	
2001-02	13-1 (.929)	6-1 (.875)			
2000-01	11-2 (.846)	6-1 (.857)		0-1 (.000)	
1999-2000	12-1 (.923)	6-1 (.857)		1-0 (1.000)	
1998-99	12-2 (.857)	6-1 (.857)		0-1 (.000)	
1997-98	13-2 (.867)	6-1 (.857)			
1996-97	8-3 (.727)	6-2 (.750)			
1995-96	10-4 (.714)	7-2 (.778)			
1994-95	9-5 (.643)	6-3 (.667)			
1993-94	8-5 (.615)	5-4 (.556)			
1992-93	9-4 (.692)	5-4 (.556)			
1991-92	9-4 (.692)	5-3 (.625)			
1990-91	13-5 (.722)	4-4 (.500)	1-1 (.500)	1-0 (1.000)	
1989-90	9-5 (.643)	4-4 (.500)			
1988-89	10-6 (.625)	3-5 (.375)			
1987-88	13-1 (.929)	7-1 (.875)			
1986-87	11-3 (.786)	6-2 (.750)			
1985-86	16-3 (.842)	7-1 (.875)	2-1 (.667)	3-0 (1.000)	
1984-85	12-4 (.750)	5-3 (.625)			
1983-84	11-3 (.786)	6-2 (.750)	1-0 (1.000)		
1982-83	10-3 (.769)	6-2 (.750)			
1981-82	1-0 (.1000)	1-0 (1.000)			
Totals	303-106 (.741)	146-75 (.661)	4-2 (.667)	6-2 (.750)	0-1 (.000)

Arena-Auditorium Largest Crowds

(All Crowds Over 10,000)

Among the most popular draws in Arena-Auditorium history have been CSU (13 crowds above 10,000), Utah (8), New Mexico (6), Air Force (5), UTEP (5), San Diego State (3), Denver (2) and Louisville (2). But the most popular draw has been BYU, with 18 crowds of over 10,000. There have been 11 other opponents that have attracted one crowd each of over 10,000 to the Double A.

Rank and Date	Opponent	Score	Att.
1. 3-2-02	Utah	W 57-56	16,089
2. 2-10-01	Colorado State	W 72-70	15,456
3. 2-8-03	Brigham Young	L 66-74	15,418
4. 1-21-95	Brigham Young	L 52-58	15,218
5. 2-20-88	Colorado State	W 57-50	15,208
6. 2-21-87	Brigham Young	L 63-67	15,182
7. 2-27-88	San Diego State	W 85-59	15,096
8. 1-15-88	Brigham Young	L 67-83	15,087
9. 2-22-03	Colorado State	W 62-60	15,039
10. 3-20-86	#Clemson	W 62-57	15,028
11. 1-10-87	Louisville	L 64-67	15,028
12. 12-5-87	Texas Tech	W 84-65	15,012
12-19-87	Nebraska	W 87-58	15,012
2-6-88	New Mexico	W 90-72	15,012
15. 2-20-82	Air Force (Arena Opens)	W 59-29	15,004
16. 2-10-96	Brigham Young	L 71-81	13,452
17. 1-25-84	Brigham Young	W 56-55	13,332
18. 1-20-01	Utah	W 78-77(ot)	13,313
19. 2-16-02	UNLV	W 82-78	13,301
20. 1-12-02	Colorado State	W 95-72	13,183
21. 3-4-88	Boise State	W 56-50	13,158
22. 1-17-91	Utah	L 83-90	12,867
23. 3-1-03	San Diego State	L 73-86	12,863
24. 2-20-86	Brigham Young	W 66-56	12,677
25. 2-25-88	Utah	W 79-56	12,535
26. 1-20-90	Brigham Young	L 60-65	12,517
27. 1-21-84	UTEP	L 46-54	12,493
28. 2-4-88	UTEP	W 73-59	12,337
29. 1-26-02	New Mexico	W 79-67	12,254
30. 2-14-98	Brigham Young	W 77-54	12,201
31. 1-19-91	Brigham Young	W 86-80	12,109
32. 3-8-86	*UTEP	L 64-65	12,039
33. 1-17-87	UTEP	W 79-74	12,025
34. 2-20-99	Colorado State	L 75-80	12,009
35. 12-14-87	Georgia State	W 100-89	11,927
36. 1-15-90	Colorado State	L 57-65	11,831
37. 3-17-86	#Loyola-Marymount	W 99-90	11,658
38. 1-23-92	Brigham Young	W 72-67	11,618
39. 2-22-86	Colorado State	W 77-70	11,533
40. 2-9-91	New Mexico	L 83-85	11,511
41. 1-13-88	Air Force	W 81-61	11,341
42. 3-7-86	*New Mexico	W 56-54	11,264
43. 1-18-03	New Mexico	W 85-81 (ot)	11,242
44. 2-28-02	Brigham Young	W 76-60	11,189
45. 2-26-00	Brigham Young	W 85-70	11,147
46. 1-25-92	Utah	L 79-80	11,137
47. 2-25-89	Colorado State	L 59-62	11,119
48. 1-21-88	Hawai'i	W 81-61	11,081
49. 1-22-83	Brigham Young	L 64-82	11,080
50. 1-20-03	Air Force	W 46-44	11,029
51. 1-24-98	Colorado State	L 46-53	11,014
52. 1-2-88	Stephen F. Austin	W 94-55	10,784
53. 11-27-87	Denver	W 113-82	10,715
54. 3-8-91	*Utah	L 63-69	10,544
55. 1-21-89	Air Force	L 55-58	10,506
56. 2-25-95	Colorado State	W 80-73	10,503
57. 2-6-87	Chicago State	W 75-64	10,453
58. 1-15-05	Utah	L 49-74	10,336
59. 2-10-90	New Mexico	L 79-82	10,334
60. 12-18-93	Louisville	L 55-72	10,302
61. 1-19-95	Utah	W 63-56	10,262
62. 1-15-94	Colorado State	W 73-58	10,258
63. 2-14-04	Brigham Young	L 53-67	10,218
64. 1-15-00	Colorado State	L 71-77	10,211
65. 2-3-01	San Diego State	W 101-66	10,191
66. 11-23-02	Denver	W 85-65	10,059
67. 3-7-91	*UTEP	W 71-67	10,048
68. 3-6-04	Air Force	L 47-52	10,034
69. 1-29-05	Colorado State	W 69-56	10,025
70. 2-23-89	Brigham Young	W 72-65	10,021
71. 12-4-82	USC	L 55-56	10,016
72. 1-22-01	Brigham Young	W 85-78	10,008
73. 1-30-93	Brigham Young	L 64-77	10,002

*Indicates Conference Tournament games.

#Indicates National Invitation Tournament games.

(Games not involving Wyoming played in the Arena-Auditorium that have drawn over 10,000 fans are as follows.)

3-8-91	Hawai'i 71, Brigham Young 73	10,269
3-7-91	San Diego State 56, Utah 67	10,048



CAREER INDIVIDUAL LEADERS



Fennis Dembo

9.	Brad Jones	2006-08	108
	Anthony Blakes	1999-00	108

Steal Average

1.	LaDrell Whitehead	1995-97	2.1
2.	Sean Dent	1984-88	2.0
3.	Anthony Blakes	1999-00	1.9
4.	David Murray	1993-94	1.8
5.	Maurice Alexander	1991-92	1.7
	Desmar Jackson	2009-11	1.7
6.	Kenny Smith	1989-90	1.4
	Fennis Dembo	1985-88	1.4
8.	Brandon Ewing	2006-09	1.3
	Donta Richardson	2002-03	1.3
10.	Brad Jones	2006-08	1.2



Sean Dent

Field Goals Made

1.	Fennis Dembo	1985-88	823
2.	Flynn Robinson	1963-65	764
3.	Eric Leckner	1985-88	753
4.	Charles Bradley	1978-81	652
5.	Reginald Slater	1989-92	644
6.	Brandon Ewing	2006-09	639
7.	Carl Ashley	1968-70	605
8.	Leon Clark	1964-66	581
9.	Bill Garnett	1979-82	574
10.	Harry Hall	1967-69	562

Field Goals Attempted

1.	Flynn Robinson	1963-65	1,770
2.	Fennis Dembo	1985-88	1,628
3.	Brandon Ewing	2006-09	1,464
4.	Tony Windis	1957-59	1,390
5.	Carl Ashley	1968-70	1,380
6.	Harry Hall	1967-69	1,314
7.	Eric Leckner	1985-88	1,231
8.	Leon Clark	1964-66	1,224
9.	Charles Bradley	1978-81	1,223
10.	Jay Straight	2002-05	1,211

Rebounding Average

1.	Leon Clark	1964-66	11.4
2.	Carl Ashley	1968-70	10.2
3.	Reginald Slater	1989-92	9.9
4.	Justin Williams	2005-06	8.7
	Uche Nsonwu-Amadi	2001-03	8.7
6.	Ron Rivers	1952-54	8.6
7.	Rod Penner	1971-73	8.5
8.	Josh Davis	1998-2002	8.0
9.	Kenneth Ollie	1978-81	7.6
10.	HL Coleman	1994-97	7.5

Assists

1.	Sean Dent	1984-88	502
2.	Brandon Ewing	2006-09	471
3.	Jay Straight	2002-05	453
4.	Chris McMillian	1999-03	434
5.	Fennis Dembo	1985-88	410
6.	Mike Jackson	1980-83	357
7.	Brad Jones	2006-08	351
8.	Brett McFall	1998-2001	307
9.	LaDrell Whitehead	1995-97	274
10.	Maurice Alexander	1991-92	273

Assist Average

1.	Maurice Alexander	1991-92	4.5
2.	David Murray	1993-94	4.4
3.	Sean Dent	1984-88	4.0
4.	Brad Jones	2006-08	3.9
	Anthony Blakes	1999-00	3.9
6.	Jay Straight	2002-05	3.8
7.	Brandon Ewing	2006-09	3.7
	LaDrell Whitehead	1995-97	3.7
	Kenny Smith	1989-90	3.7
10.	Chris McMillian	1999-03	3.5

Blocked Shots

1.	Theo Ratliff	1992-95	425
2.	Justin Williams	2005-06	244
3.	Josh Davis	1998-2001	173
4.	Eric Leckner	1985-88	164
5.	Reginald Slater	1989-92	100
6.	Bill Garnett	1979-82	97
7.	Fennis Dembo	1985-88	95
	Djibril Thiam	2008-11	95
9.	Uche Nsonwu-Amadi	2001-03	87
10.	Reggie Page	1989-90	82

Blocked-Shot Average

1.	Justin Williams	2005-06	4.2
2.	Theo Ratliff	1992-95	3.8
3.	Josh Davis	1998-2001	1.5
4.	Joseph Taylor	2007-08	1.4
	Reggie Page	1989-90	1.4
6.	Eric Leckner	1985-88	1.3
7.	Mory Correa	2003-04	1.2
8.	Djibril Thaim	2008-11	1.1
9.	Uche Nsonwu-Amadi	2001-03	1.0
	Tony Martin	1982-84	1.0
10.	Amath M'Baye	2009-11	0.9

Steals

1.	Sean Dent	1984-88	249
2.	Fennis Dembo	1985-88	176
3.	Brandon Ewing	2006-09	161
4.	LaDrell Whitehead	1995-97	150
5.	Josh Davis	1999-02	140
6.	Chris McMillian	1999-03	136
7.	Jay Straight	2002-05	126
8.	Marcus Bailey	2000-03	113

Points Scored

1.	Fennis Dembo	1985-88	2,311
2.	Brandon Ewing	2006-09	2,168
3.	Flynn Robinson	1963-65	2,049
4.	Eric Leckner	1985-88	1,938
5.	Reginald Slater	1989-92	1,809
6.	Charles Bradley	1978-81	1,744
7.	Jeron Roberts	1995-98	1,599
8.	Carl Ashley	1968-70	1,598
9.	Harry Hall	1967-69	1,595
10.	Bill Garnett	1979-82	1,594

Scoring Average

1.	Flynn Robinson	1963-65	26.3
2.	Tony Windis	1957-59	21.2
3.	Carl Ashley	1968-70	20.0
4.	Harry Hall	1967-69	19.2
	Leon Clark	1964-66	19.2
6.	Fennis Dembo	1985-88	17.9
7.	Brandon Ewing	2006-09	17.2
8.	Charles Bradley	1978-81	17.1
9.	Stan Dodds	1968-70	16.7
10.	LaDrell Whitehead	1995-97	16.3

Rebounds

1.	Reginald Slater	1989-92	1,197
2.	Josh Davis	1998-2002	956
3.	Fennis Dembo	1985-88	954
4.	HL Coleman	1994-97	939
5.	Leon Clark	1964-66	889
6.	Bill Garnett	1979-82	840
7.	Kenneth Ollie	1978-81	833
8.	Carl Ashley	1968-70	818
9.	Eric Leckner	1985-88	774
10.	Uche Nsonwu-Amadi	2001-03	763

BO



CAREER INDIVIDUAL LEADERS

3-Point Field Goals Made

1.	Brandon Ewing	2006-09	193
2.	Jay Straight	2002-05	169
3.	LaDrell Whitehead	1995-97	168
4.	Reggie Fox	1987-89	165
5.	Fennis Dembo	1985-88	143
6.	Bradley Mann	1997-00	136
7.	Jeron Roberts	1995-98	132
8.	Brett McFall	1998-2001	127
9.	Maurice Alexander	1991-92	118
10.	Sean Ogirri	2008-09	109

3-Point Field Goals Attempted

1.	Brandon Ewing	2006-09	594
2.	Jay Straight	2002-05	502
3.	LaDrell Whitehead	1995-97	459

4.	Jeron Roberts	1995-98	416
5.	Reggie Fox	1987-89	405
6.	Brett McFall	1998-2001	377
7.	Bradley Mann	1997-00	375
8.	Fennis Dembo	1985-88	361
9.	Maurice Alexander	1991-92	337
10.	Donta Richardson	2002-03	308

Free Throws Made

1.	Brandon Ewing	2006-09	697
2.	Fennis Dembo	1985-88	522
3.	Reginald Slater	1989-92	521
	Flynn Robinson	1963-65	521
5.	Jeron Roberts	1995-98	507
6.	Brad Jones	2006-08	476
7.	Harry Hall	1967-69	471

8.	Bill Garnett	1979-82	446
9.	Charles Bradley	1978-81	440
10.	Eric Leckner	1985-88	432

Free Throws Attempted

1.	Brandon Ewing	2006-09	855
2.	Reginald Slater	1989-92	727
3.	Charles Bradley	1978-81	696
4.	Jeron Roberts	1995-98	678
	Fennis Dembo	1985-88	678
6.	Harry Hall	1967-69	671
7.	Brad Jones	2006-08	638
8.	Eric Leckner	1985-88	634
9.	Flynn Robinson	1963-65	618
10.	Bill Garnett	1979-82	579

SINGLE-SEASON INDIVIDUAL LEADERS

Points Scored

1.	Flynn Robinson	1964-65	701
	(26 games)		
2.	Fennis Dembo	1986-87	689
	(34 games)		
3.	Flynn Robinson	1962-63	682
	(26 games)		
4.	Flynn Robinson	1963-64	666
	(26 games)		
5.	Fennis Dembo	1987-88	653
	(32 games)		
6.	Joe Capua	1955-56	637
	(26 games)		

7.	Eric Leckner	1986-87	634
	(34 games)		
8.	Brandon Ewing	2006-07	616
	(31 games)		
9.	Reginald Slater	1990-91	613
	(32 games)		
10.	Brandon Ewing	2008-09	612
	(33 games)		

Scoring Average

1.	Flynn Robinson	1964-65	27.0
2.	Flynn Robinson	1962-63	26.2
3.	Flynn Robinson	1963-64	25.6
4.	Joe Capua	1955-56	24.5
5.	Tony Windis	1958-59	24.4
6.	Leon Clark	1965-66	22.4
7.	LaDrell Whitehead	1996-97	21.7
8.	Carl Ashley	1969-70	21.3
9.	Dick Sherman	1965-66	21.2
10.	Carl Ashley	1968-69	21.0
	Tony Windis	1957-58	21.0

Rebounds

1.	Reginald Slater	1990-91	331
	(32 games)		
2.	Justin Williams	2005-06	329
	(30 games)		
3.	Reginald Slater	1989-90	328
	(29 games)		
4.	Reginald Slater	1991-92	327
	(29 games)		
5.	Leon Clark	1964-65	315
	(26 games)		
6.	Ron Rivers	1952-53	314
	(30 games)		
7.	HL Coleman	1996-97	303
	(28 games)		
8.	Leon Clark	1965-66	302
	(26 games)		
9.	Dick Haag	1951-52	293
	(32 games)		
10.	Fennis Dembo	1986-87	282
	(34 games)		

Rebounding Average

1.	Leon Clark	1964-65	12.1
2.	Leon Clark	1965-66	11.6
3.	Reginald Slater	1991-92	11.3
	Reginald Slater	1989-90	11.3
5.	Justin Williams	2005-06	11.0
6.	Carl Ashley	1969-70	10.9
7.	HL Coleman	1996-97	10.8
8.	Leon Clark	1963-64	10.5
	Ron Rivers	1952-53	10.5
10.	Dick Sherman	1965-66	10.4

Assists

1.	Sean Dent	1986-87	183
	(33 games)		
2.	Brandon Ewing	2008-09	166
	(33 games)		
	Sean Dent	1985-86	166
	(36 games)		
4.	Jay Straight	2004-05	148
	(28 games)		
5.	Maurice Alexander	1991-92	147
	(29 games)		
6.	Brad Jones	2006-07	135
	(30 games)		
7.	Chris McMillian	1998-99	130
	(28 games)		
8.	Mike Jackson	1991-92	129
	(25 games)		
9.	David Murray	1992-93	128
	(28 games)		
10.	JayDee Luster	2009-10	126
	(29 games)		
	Maurice Alexander	1990-91	126
	(32 games)		

Assist Average

1.	Sean Dent	1986-87	5.5
2.	Jay Straight	2002-05	5.2
	Mike Jackson	1982-83	5.2
4.	Maurice Alexander	1991-92	5.1
5.	Brandon Ewing	2008-09	5.0
6.	Chris McMillian	1998-99	4.6
	David Murray	1992-93	4.6
	Sean Dent	1985-86	4.6
9.	Brad Jones	2006-07	4.5
	Anthony Blakes	1998-99	4.5



Flynn Robinson



SINGLE-SEASON INDIVIDUAL LEADERS

Blocked Shots

1.	Justin Williams	2005-06	163
2.	Theo Ratliff	1994-95	144
3.	Theo Ratliff	1992-93	124
4.	Theo Ratliff	1993-94	114
5.	Justin Williams	2004-05	81
6.	Reggie Page	1989-90	60
7.	Josh Davis	2000-01	54
8.	Josh Davis	1999-00	50
9.	Ronell Mingo	2000-01	46
	Eric Leckner	1986-87	46

Blocked-Shot Average

1.	Justin Williams	2005-06	5.4
2.	Theo Ratliff	1994-95	5.1
3.	Theo Ratliff	1992-93	4.4
4.	Theo Ratliff	1993-94	4.1
5.	Justin Williams	2004-05	2.9
6.	Reggie Page	1989-90	1.9
7.	Josh Davis	2000-01	1.8
8.	Mory Correa	2003-04	1.7
9.	Theo Ratliff	1991-92	1.6
	Josh Davis	1999-00	1.6

5.	Anthony Blakes	1998-99	59
6.	Maurice Alexander	1990-91	58
7.	David Murray	1993-94	53
8.	Chris McMillian	1998-99	52
9.	Fennis Dembo	1987-88	51
10.	Brandon Ewing	2005-06	50
	Fennis Dembo	1986-87	50
	Fennis Dembo	1985-86	50

Steal Average

1.	Sean Dent	1985-86	2.6
2.	LaDrell Whitehead	1995-96	2.4
3.	Sean Dent	1986-87	2.3
4.	Anthony Blakes	1998-99	2.2
5.	Sean Dent	1987-88	2.0
	Desmar Jackson	2010-11	2.0
6.	David Murray	1993-94	1.9
	Chris McMillian	1998-99	1.9
8.	Maurice Alexander	1990-91	1.8
9.	David Murray	1992-93	1.7
10.	Brandon Ewing	2005-06	1.6
	Anthony Blakes	1999-00	1.6
	Fennis Dembo	1987-88	1.6

Field Goals Made

1.	Flynn Robinson	1964-65	267
2.	Flynn Robinson	1962-63	255
3.	Eric Leckner	1986-87	246
4.	Flynn Robinson	1963-64	242
5.	Fennis Dembo	1986-87	240
6.	Eric Leckner	1985-86	228
7.	Fennis Dembo	1985-86	227
8.	Carl Ashley	1968-69	226
9.	Charles Bradley	1980-81	225
10.	Reginald Slater	1990-91	224

Field Goals Attempted

1.	Moe Radovich	1950-51	635
2.	Joe Capua	1955-56	624
3.	Flynn Robinson	1962-63	615
4.	Flynn Robinson	1964-65	597
5.	Flynn Robinson	1963-64	558
6.	Tony Windis	1957-58	514


7.	Carl Ashley	1968-69	506
8.	Leon Clark	1965-66	478
9.	Terry Happel	1959-60	474
10.	Fennis Dembo	1986-87	469

3-Point Field Goals Made

1.	Sean Ogirri	2008-09	109
2.	Fennis Dembo	1986-87	78
3.	Maurice Alexander	1990-91	69
	Reggie Fox	1988-89	69
5.	LaDrell Whitehead	1995-96	68
6.	Fennis Dembo	1987-88	65
7.	Donta Richardson	2002-03	62
8.	Paris Bryant	1990-91	61
9.	Steve Leven	2005-06	60
10.	Brandon Ewing	2007-08	60

3-Point Field Goals Attempted

1.	Sean Ogirri	2008-09	258
2.	LaDrell Whitehead	1995-96	193
3.	Reggie Fox	1988-89	184
4.	Maurice Alexander	1990-91	183



Theo Ratliff

Steals

1.	Sean Dent	1985-86	93
2.	Sean Dent	1986-87	75
3.	LaDrell Whitehead	1995-96	70
4.	Sean Dent	1987-88	61
	Desmar Jackson	2010-11	61



Eric Leckner



SINGLE-SEASON INDIVIDUAL LEADERS

3-Point Field Goals Attempted (cont.)

5.	Fennis Dembo	1987-88	177
	(32 games)		
6.	Steve Leven	2005-06	176
	(31 games)		
7.	Brandon Ewing	2007-08	168
	(30 games)		
8.	Brandon Ewing	2006-07	167
	(31 games)		
9.	Donta Richardson	2002-03	165
	(32 games)		
10.	Paris Bryant	1990-91	163
	(32 games)		

Free Throws Made

1.	Brandon Ewing	2008-09	233
	(33 games)		
2.	Joe Capua	1955-56	203
	(26 games)		
3.	Jeron Roberts	1997-98	200
	(28 games)		

4.	Brad Jones	2006-07	198
	(30 games)		
5.	Brandon Ewing	2006-07	194
	(31 games)		
6.	Flynn Robinson	1963-64	182
	(26 games)		
7.	Fennis Dembo	1987-88	178
	(32 games)		
8.	Flynn Robinson	1962-63	172
	(26 games)		
9.	Flynn Robinson	1964-65	167
	(26 games)		
10.	Reginald Slater	1990-91	165
	(32 games)		

Free Throws Attempted

1.	Joe Capua	1955-56	287
	(26 games)		
2.	Brandon Ewing	2008-09	280
	(33 games)		

3.	Ugo Udezue	1998-99	271
	(28 games)		
4.	Brad Jones	2006-07	253
	(30 games)		
5.	Jeron Roberts	1997-98	250
	(28 games)		
6.	Brandon Ewing	2006-07	241
	(31 games)		
7.	Harry Hall	1968-69	235
	(27 games)		
8.	Harry Hall	1967-68	225
	(27 games)		
9.	Charles Bradley	1979-80	218
	(24 games)		
10.	Reginald Slater	1990-91	217
	(32 games)		

SINGLE-GAME INDIVIDUAL LEADERS



Joe Capua

Points Scored

1.	Joe Capua	51 vs. Montana, 2/3/56
2.	Tony Windis	50 vs. New Mexico, 1/10/58
3.	Maurice Alexander	49 vs. New Mexico, 2/9/91
4.	Flynn Robinson	48 vs. Arizona State, 2/22/64
5.	Stan Dodds	45 vs. Arizona State, 2/28/70
6.	Dick Sherman	44 vs. Rhode Island, 12/27/65
7.	Joe Capua	42 vs. Utah State, 2/17/56
8.	Jay Straight	41 vs. Colorado State, 2/26/05
	Fennis Dembo	41 vs. UCLA, 3/14/87
10.	Flynn Robinson	40 vs. Utah, 2/13/65

	Flynn Robinson	40 vs. Air Force, 2/29/64
10. cont.	Flynn Robinson	40 vs. Denver, 2/1/63

Rebounds

1.	Reginald Slater	27 vs. Troy State, 12/14/91
2.	Leon Clark	24 vs. Arizona, 3/5/66
3.	HL Coleman	23 vs. UNLV, 2/27/97
	Carl Ashley	23 vs. Utah, 2/27/69
	Randy Richardson	23 vs. Arizona State, 1/19/63
6.	Adam Waddell	22 vs. Utah, 1/27/10
	Jerry Brucks	22 vs. Regis, 12/5/70
	Leon Clark	22 vs. Brigham Young 2/11/65
	Fred Gish	22 vs. Utah, 2/2/62
9.	Carl Ashley	21 vs. Air Force, 3/20/70
	Gary VonKrosigk	21 vs. Utah, 2/23/67
	Leon Clark	21 vs. Idaho State, 12/16/65
	LeRoy Hulsebus	21 vs. New Mexico, 2/14/59
	Dave Bradley	21 vs. Villanova, 12/30/55

Assists

1.	Jay Straight	15 vs. Winthrop, 12/20/03
2.	Mike Jackson	14 vs. Colorado, 12/28/82
3.	Chris McMillian	13 vs. Delaware St., 12/19/01

4.	Jay Straight	12 vs. New Mexico, 2/7/05
----	--------------	---------------------------

Blocked Shots

1.	Justin Williams	12 vs. Utah, 3/10/06
2.	Justin Williams	11 vs. BYU, 2/18/06
	Theo Ratliff	11 vs. San Diego State, 1/2/95
		11 vs. Mississippi State, 12/28/94

BB



Reginald Slater



SINGLE-GAME INDIVIDUAL LEADERS

Field Goals Made

1. Flynn Robinson
21 vs. Arizona State, 2/22/64
2. Stan Dodds
19 vs. Arizona State, 2/28/70
Dick Sherman
19 vs. Rhode Island, 12/27/65
Tony Windis
19 vs. New Mexico, 1/10/58
5. Flynn Robinson
18 vs. Utah, 2/13/65
Flynn Robinson
18 vs. Air Force, 2/29/64
7. Jay Straight
16 vs. Colorado State, 2/26/05
Reginald Slater
16 vs. San Diego State, 2/23/91
Maurice Alexander
16 vs. New Mexico, 2/9/91
Curt Jimerson
16 vs. Nebraska, 12/20/61
Joe Capua
16 vs. Montana, 2/3/56

Field Goals Attempted

1. Tony Windis
38 vs. Montana, 2/5/59
2. Flynn Robinson
37 vs. Brigham Young, 2/9/63
3. Flynn Robinson
36 vs. Arizona State, 2/22/64
4. Joe Capua
34 vs. Montana, 2/3/56
5. Flynn Robinson
33 vs. Brigham Young, 2/28/63
6. Dick Sherman
33 vs. Rhode Island, 12/27/65
7. Joe Capua
32 vs. Denver, 2/24/56
8. Stan Dodds
31 vs. Arizona State, 2/28/70
Flynn Robinson
31 vs. Brigham Young, 3/5/65
Flynn Robinson
31 vs. Air Force, 2/29/64
Tony Windis
31 vs. Montana, 3/7/59
Tony Windis
31 vs. Utah State, 1/16/59
Tony Windis
31 vs. Montana, 2/7/58

3-Point Field Goals Made

1. Maurice Alexander
9 vs. New Mexico, 2/9/91
2. Sean Ogirri
7 vs. Air Force, 2/28/09
Sean Ogirri
7 vs. UNLV, 1/17/09
Sean Ogirri
7 vs. Sacramento St., 12/20/08
Sean Ogirri
7 vs. Western St., 12/16/08
Donta Richardson
7 vs. New Mexico, 2/15/03
Roman Totta
7 vs. Fresno State, 3/5/94
8. Sean Ogirri
6 vs. Brigham Young, 3/4/09
Sean Ogirri
6 vs. Denver, 11/29/08
Brandon Ewing
6 vs. UNLV, 1/23/08
Brandon Ewing
6 vs. Colorado, 11/26/06
Steve Leven
6 vs. Montana State, 12/17/05
Steve Leven
6 vs. CU-Colorado Springs, 12/5/05
David Adams
6 vs. New Mexico, 1/12/04
David Adams
6 vs. Tennessee State, 12/27/03
Jay Straight
6 vs. Colorado State, 2/22/03
Donta Richardson
6 vs. New Mexico, 1/26/02
Bradley Mann
6 vs. Idaho State, 1/3/00

24. Bradley Mann
6 vs. Tulsa, 1/10/99
LaDrell Whitehead
6 vs. San Diego State, 1/16/97
LaDrell Whitehead
6 vs. Fresno State, 1/27/96
Roman Totta
6 vs. UTEP, 1/20/94
Roman Totta
6 vs. Colorado State, 1/15/94
Afam Muojeke
5 vs. South Dakota, 12/20/09
Sean Ogirri
5 vs. New Mexico, 3/12/09
Sean Ogirri
5 vs. New Mexico, 3/7/09
Brandon Ewing
5 vs. UNLV, 2/18/09
Sean Ogirri
5 vs. New Mexico, 2/3/09
Brandon Ewing
5 vs. Utah, 1/3/09
Brandon Ewing
5 vs. Air Force, 2/16/08
Brandon Ewing
5 vs. Utah, 1/30/08
Ryan Dermody
5 vs. New Mexico, 1/5/08
James Spencer
5 vs. Montana, 11/15/06
Steve Leven
5 vs. San Diego State, 1/28/06
Jay Straight
5 vs. Colorado State, 2/26/05
Dion Sherrell
5 vs. Brigham Young, 1/17/05
Jay Straight
5 vs. Kansas State, 12/11/04
Jay Straight
5 vs. Montana State, 12/4/04
Jay Straight
5 vs. SDSU, 1/26/04
Donta Richardson
5 vs. San Diego State, 3/1/03
Jay Straight
5 vs. Air Force, 2/17/03
Brett McFall
5 vs. Idaho State, 1/3/00
Brett McFall
5 vs. Hawai'i-Pacific, 11/26/99
Chris McMillian
5 vs. Texas Pan-American, 2/16/99
Bradley Mann
5 vs. Montana State, 11/27/98
Bradley Mann
5 vs. UNLV 1/31/98
Gregg Sawyer
5 vs. CSU 1/24/98
Jeron Roberts
5 vs. TCU, 3/4/97
Gregg Sawyer
5 vs. Western State, 2/20/97
Jeron Roberts
5 vs. BYU, 2/8/97
LaDrell Whitehead
5 vs. Texas Tech, 12/28/96
LaDrell Whitehead
5 vs. Utah State, 12/21/96
Jeron Roberts
5 vs. Austin Peay, 12/14/96
LaDrell Whitehead
5 vs. Creighton, 11/22/96
LaDrell Whitehead
5 vs. UTEP, 2/15/96
LaDrell Whitehead
5 vs. Air Force, 2/1/96
LaDrell Whitehead
5 vs. Fresno State, 2/2/95
LaDrell Whitehead
5 vs. Utah, 1/19/95
Sly Johnson
5 vs. Cincinnati, 12/17/94
Gregg Sawyer
5 vs. Colorado, 12/6/94
Tim Breaux
5 vs. New Mexico, 2/22/92
Maurice Alexander
5 vs. UTEP, 2/20/92

- Paris Bryant
5 vs. Brigham Young, 1/19/91
Maurice Alexander
5 vs. Utah, 1/17/91
Tim Breaux
5 vs. Air Force, 2/5/90
Reggie Fox
5 vs. San Diego State, 3/10/88

3-Point Field Goals Attempted

1. Roman Totta
16 vs. Fresno State, 3/5/94
Maurice Alexander
16 vs. New Mexico, 2/9/91
3. Sean Ogirri
15 vs. Brigham Young, 3/4/09
Sean Ogirri
15 vs. UNLV, 1/17/09
LaDrell Whitehead
15 vs. Fresno State, 3/7/96
6. Afam Muojeke
14 vs. South Dakota, 12/20/09
Donta Richardson
14 vs. San Diego State, 3/1/03
8. Sean Ogirri
13 vs. Sacramento St., 12/20/08
Sean Ogirri
13 vs. Denver, 11/29/08
Brandon Ewing
13 vs. UNLV, 1/23/08
Jay Straight
13 vs. Kansas State, 12/11/04
LaDrell Whitehead
13 vs. UNLV, 2/27/97
Maurice Alexander
13 vs. New Mexico, 3/12/92
Maurice Alexander
13 vs. San Diego State, 2/23/91
15. Sean Ogirri
12 vs. Western St., 12/16/08
Jay Straight
12 vs. Utah, 2/16/04
Paris Bryant
12 vs. Colorado State, 2/26/91
Maurice Alexander
12 vs. Hawaii, 1/10/91
Fennis Dembo
12 vs. New Mexico, 1/9/88
20. Afam Muojeke
11 vs. Adams State, 1/2/10
Afam Muojeke
11 vs. Tennessee, 12/5/09
Sean Ogirri
11 vs. Air Force, 2/28/09
Brandon Ewing
11 vs. Air Force, 2/16/08
Ryan Dermody
11 vs. New Mexico, 1/5/08
Brandon Ewing
11 vs. Colorado, 11/26/06
Steve Leven
11 vs. Montana State, 12/17/05
Jay Straight
11 vs. Colorado State, 2/26/05
Jay Straight
11 vs. Montana State, 12/4/04
Steve Leven
11 vs. Texas-Arlington, 11/27/04
Brett McFall
11 vs. Colorado State, 1/13/01
LaDrell Whitehead
11 vs. Texas Tech, 2/28/97
Jeron Roberts
11 vs. Fresno State, 2/20/97
LaDrell Whitehead
11 vs. San Diego State, 1/16/97
Sly Johnson
11 vs. Iowa State, 12/16/95
Bobby Traylor
11 vs. Hawaii, 2/24/94
David Murray
11 vs. Brigham Young, 1/27/94
Roman Totta
11 vs. Hawaii, 1/9/93
Maurice Alexander
11 vs. South Florida, 12/6/91
Reggie Fox
11 vs. Southern Illinois, 12/30/88

Free Throws Made

1. Jeron Roberts
20 vs. UTEP 2/7/98
2. Joe Capua
19 vs. Montana, 2/3/56
Brandon Ewing
19 vs. UNLV, 1/10/07
4. Joe Capua
18 vs. Utah State, 2/17/56
Fennis Dembo
18 vs. UTEP, 2/4/88
6. Al Eastland
17 vs. Brigham Young, 2/17/62
Brad Jones
17 vs. San Diego State, 2/17/07
8. Harry Hall
16 vs. Arizona State, 2/3/68
9. Afam Muojeke
15 vs. Cal St. Bakersfield, 11/14/08
Jeron Roberts
15 vs. Norfolk State, 12/28/97
LaDrell Whitehead
15 vs. Ohio State, 12/29/95
Tony Windis
15 vs. Georgia Tech, 12/22/58
Tony Windis
15 vs. Boston 12/29/56

Free Throws Attempted

1. Joe Capua
26 vs. Montana, 2/3/56
2. Fennis Dembo
23 vs. UTEP, 2/4/88
3. Brandon Ewing
22 vs. UNLV, 1/10/07
Tony Windis
22 vs. Boston, 12/29/56
5. Charles Bradley
21 vs. Utah, 2/22/80
Joe Capua
21 vs. Utah State, 2/17/56
7. Jeron Roberts
20 vs. UTEP 2/7/98
8. Ugo Udezue
19 vs. SMU, 2/13/99
David Murray
19 vs. Marshall, 12/21/92
Al Eastland
19 vs. Brigham Young, 2/17/62
Tony Windis
19 vs. Georgia Tech, 12/22/58
Joe Capua
19 vs. Oregon State, 12/10/55
Ron Rivers
19 vs. Montana, 2/16/53
Bill Sharp
19 vs. Utah State, 1/9/53



Tim Breaux



SINGLE-SEASON TEAM RECORDS

POINTS

2641	1990-91	(32 games)
2567	1999-00	(31 games)
2528	1985-86	(36 games)
2504	1987-88	(32 games)
2471	2008-09	(33 games)
2415	1986-87	(34 games)
2366	2006-07	(32 games)
2366	1965-66	(26 games)
2343	2002-03	(32 games)
2324	2001-02	(31 games)
2312	1967-68	(27 games)
2301	1968-69	(28 games)
2286	1998-99	(28 games)
2282	2000-01	(30 games)
2257	1988-89	(31 games)
2253	1951-52	(35 games)
2245	1964-65	(26 games)
2207	1980-81	(30 games)
2190	2009-10	(31 games)
2181	1969-70	(26 games)
2168	1950-51	(37 games)
2159	1991-92	(29 games)
2151	2005-06	(32 games)
2146	1995-96	(29 games)
2129	1966-67	(29 games)
2105	1977-78	(27 games)
2088	1989-90	(29 games)
2071	2007-08	(30 games)
2044	2010-11	(31 games)
2037	1976-77	(27 games)
2029	1963-64	(26 games)
2023	1996-97	(28 games)
1986	2004-05	(28 games)
1963	1993-94	(28 games)
1959	2003-04	(28 games)
1959	1942-43	(33 games)
1933	1979-80	(28 games)
1925	1992-93	(28 games)
1906	1978-79	(27 games)
1896	1984-85	(29 games)

REBOUNDS

1423	1951-52	(35 games)
1416	1965-66	(26 games)
1302	1968-69	(28 games)
1299	1964-65	(25 games)
1276	1967-68	(27 games)
1275	1990-91	(32 games)
1275	1966-67	(29 games)
1260	1999-00	(31 games)
1260	1980-81	(30 games)
1256	1985-86	(36 games)
1254	1986-87	(34 games)

ASSISTS

567	1985-86	(36 games)
556	1986-87	(34 games)
540	1998-99	(28 games)
505	2000-01	(30 games)
501	1999-00	(31 games)
475	1987-88	(32 games)
473	1982-83	(29 games)
430	2002-03	(32 games)
418	2001-02	(31 games)
413	2008-09	(33 games)
410	1991-92	(29 games)

FIELD GOALS MADE

958	1985-86	(36 games, 1809 FGA)
939	1965-66	(26 games, 2043 FGA)
916	1999-00	(31 games, 2085 FGA)
906	1990-91	(32 games, 1875 FGA)
889	1987-88	(32 games, 1735 FGA)
887	1964-65	(26 games, 1942 FGA)
880	1986-87	(34 games, 1724 FGA)
864	1967-68	(27 games, 1894 FGA)

861	1951-52	(35 games, 2351 FGA)
859	1980-81	(30 games, 1645 FGA)
859	1950-51	(37 games, 2335 FGA)
850	1968-69	(28 games, 1868 FGA)
834	1966-67	(29 games, 1888 FGA)
818	1969-70	(26 games, 1813 FGA)
808	2006-07	(32 games, 1749 FGA)
802	1998-99	(28 games, 1876 FGA)
799	1977-78	(27 games, 1798 FGA)
796	2008-09	(33 games, 1721 FGA)
795	2001-02	(31 games, 1745 FGA)
785	1988-89	(31 games, 1778 FGA)
777	1976-77	(27 games, 1713 FGA)
775	2002-03	(32 games, 1704 FGA)
774	2000-01	(30 games, 1731 FGA)
772	1974-75	(26 games, 1783 FGA)

FIELD GOALS ATTEMPTED

2351	1951-52	(35 games)
2335	1950-51	(37 games)
2085	1999-00	(31 games)
2043	1965-66	(26 games)
1942	1964-65	(26 games)
1894	1967-68	(27 games)
1888	1966-67	(29 games)
1876	1998-99	(28 games)
1875	1990-91	(32 games)
1868	1968-69	(28 games)
1823	1955-56	(26 games)
1813	1969-70	(26 games)
1809	1985-86	(36 games)
1806	1958-59	(26 games)
1798	1977-78	(27 games)
1783	1974-75	(26 games)
1778	1988-89	(31 games)
1751	1975-76	(27 games)
1749	2006-07	(32 games)
1745	2001-02	(31 games)
1744	1973-74	(26 games)

3-POINT FIELD GOALS MADE

222	1999-00	(31 games)
211	2008-09	(33 games)
188	1998-99	(28 games)
175	1990-91	(32 games)
175	2007-08	(30 games)
173	1995-96	(29 games)
172	2006-07	(32 games)
171	1996-97	(28 games)
168	2003-04	(28 games)
159	2004-05	(28 games)
159	2002-03	(32 games)
158	1994-95	(28 games)
157	1997-98	(28 games)
155	2010-11	(31 games)
148	1988-89	(31 games)
140	2009-10	(31 games)
136	1991-92	(29 games)
133	2005-06	(32 games)
132	2001-02	(31 games)
131	1987-88	(34 games)
122	1989-90	(29 games)

3-POINT FIELD GOALS ATTEMPTED

635	1999-00	(31 games)
598	1998-99	(28 games)
586	2008-09	(33 games)
556	1995-96	(29 games)
551	2007-08	(30 games)
549	2010-11	(31 games)
525	2009-10	(31 games)
515	2006-07	(32 games)
513	2000-01	(30 games)
508	1996-97	(28 games)
503	1994-95	(28 games)
501	2003-04	(28 games)

487	1990-91	(32 games)
472	2004-05	(28 games)
455	1997-98	(28 games)
453	2002-03	(32 games)
440	2001-02	(31 games)
439	2005-06	(32 games)
435	1988-89	(31 games)
373	1991-92	(29 games)
341	1993-94	(28 games)
329	1989-90	(29 games)
323	1987-88	(34 games)
294	1986-89	(31 games)

FREE THROWS MADE

668	2008-09	(33 games, 919 FTA)
663	1952-53	(30 games, 965 FTA)
654	1990-91	(32 games, 853 FTA)
634	2002-03	(32 games, 903 FTA)
612	1985-86	(36 games, 891 FTA)
602	2001-02	(31 games, 862 FTA)
601	1968-69	(28 games, 892 FTA)
588	2000-01	(30 games, 837 FTA)
585	1987-88	(32 games, 815 FTA)
584	1967-68	(27 games, 831 FTA)
582	2009-10	(31 games, 864 FTA)
578	2006-07	(32 games, 800 FTA)
572	1996-97	(28 games, 776 FTA)
568	2005-06	(32 games, 863 FTA)
559	1991-92	(29 games, 797 FTA)
545	1969-70	(26 games, 748 FTA)
541	1995-96	(29 games, 745 FTA)
539	1988-89	(31 games, 794 FTA)
531	1951-52	(35 games, 854 FTA)
524	1986-87	(34 games, 750 FTA)
514	2007-08	(30 games, 711 FTA)
513	1999-00	(31 games, 727 FTA)
513	1997-98	(28 games, 713 FTA)
510	1953-54	(28 games, 757 FTA)
508	1984-85	(29 games, 731 FTA)
507	1977-78	(27 games, 715 FTA)
506	1954-55	(26 games, 781 FTA)
503	1962-63	(26 games, 709 FTA)
494	1998-99	(28 games, 761 FTA)
489	1980-81	(30 games, 719 FTA)
489	1955-56	(26 games, 762 FTA)
488	1965-66	(26 games, 737 FTA)

FREE THROWS ATTEMPTED

965	1952-53	(30 games)
919	2008-09	(33 games)
903	2002-03	(32 games)
892	1968-69	(28 games)
891	1985-86	(36 games)
864	2009-10	(31 games)
863	2005-06	(32 games)
862	2001-02	(31 games)
854	1951-52	(35 games)
853	1990-91	(32 games)
837	2000-01	(30 games)
831	1967-68	(27 games)
815	1987-88	(32 games)
812	1949-50	(36 games)
800	2006-07	(32 games)
797	1991-92	(29 games)
794	1988-89	(31 games)
781	1954-55	(26 games)
776	1996-97	(28 games)
762	1955-56	(26 games)
761	1998-99	(28 games)
757	1953-54	(28 games)
750	1986-87	(34 games)
748	1969-70	(26 games)

B5



SINGLE-GAME TEAM RECORDS

POINTS

123 vs. Adams State (71), 1/2/10 H
121 vs. Miss. Valley State (62), 11/30/79 H
120 vs. Peru State (73), 11/18/09 H
120 vs. Nevada Southern (87), 12/2/67 H
120 vs. Arizona State (85), 3/3/66 H
115 vs. Loyola-Marymount, 3/17/88 N
115 vs. Idaho State (96), 2/9/67 H
114 vs. Air Force (83), 3/2/68 H
113 vs. Denver, 11/27/87
113 vs. Utah State (88), 11/30/68 H
113 vs. New Mexico State (80), 1/28/66 H
112 vs. Savannah State, 1/8/03 H
112 vs. Southern Mississippi, 12/29/90 CS
112 vs. Arizona State (94), 2/28/70 H
112 vs. Northern Michigan (105), 12/9/65 H
111 vs. Utah (102), 2/13/65 H
110 vs. Hawai'i-Pacific (65), 11/26/99 A
110 vs. Denver (92), 1/24/69 H
109 vs. Tennessee State (56), 12/17/03 H
109 vs. UNLV (98), 1/31/00 H
109 vs. Alabama-Birm., 12/10/88 H
108 vs. Troy State, 12/14/91 H
107 vs. Denver (96), 1/6/68 A
107 vs. Denver (75), 12/13/67 H
107 vs. Brigham Young (101), 1/15/66 H
107 vs. Utah (102), 3/6/65 A

REBOUNDS

76 vs. Utah State, 2/17/56 H
73 vs. Roosevelt U., 1/9/78 H
73 vs. New Mexico, 2/14/59 H
73 vs. Montana, 12/7/64 H
73 vs. Idaho State, 12/16/55 A
72 vs. Denver, 1/24/69 H
71 vs. Denver, 2/13/59 H
70 vs. Concordia (Minn.), 12/10/79 H
69 vs. Central Missouri, 12/16/66 H
68 vs. New Mexico, 2/22/57 H
67 vs. Whittier, 12/18/76 H
67 vs. Nevada Southern, 12/2/67 H
67 vs. Bowling Green, 12/29/65 A
66 vs. Nevada-Las Vegas, 3/7/81 A
66 vs. Northern Colorado, 12/7/73 H
66 vs. Northern Colorado, 12/9/72 H
66 vs. Colorado State, 1/25/69 H

ASSISTS

31 vs. Ft. Lewis, 12/21/79 H
31 vs. Miss. Valley State, 11/30/79 H

FIELD GOALS MADE

49 vs. Miss. Valley State, 11/30/79 H
49 vs. Nevada Southern, 12/2/67 H
48 vs. Loyola-Marymount, 3/17/88 N
48 vs. Utah, 2/13/65 A
47 vs. Drake, 1/2/89 H
47 vs. Texas Southern, 11/30/88 H
47 vs. Sacramento State, 1/3/78 H
47 vs. Arizona State, 3/3/66 H
47 vs. Denver, 1/22/65 H
46 vs. Southern Mississippi, 12/29/90 CS
46 vs. Adams State, 12/6/80
46 vs. Air Force, 3/2/68 H
46 vs. Utah, 2/25/66 A
45 vs. Colorado, 12/14/88
45 vs. New Mexico State, 1/28/66 H
45 vs. Brigham Young, 1/15/66 H
44 vs. SW Louisiana, 1/7/89 H
44 vs. Wake Forest, 12/3/88 A
44 vs. Denver, 12/8/73 H
44 vs. Utah State, 11/30/68 H
44 vs. Idaho State, 12/9/67 H
43 vs. Peru State, 11/18/09 H
43 vs. Alabama-Birm., 12/10/88 H

FIELD GOALS ATTEMPTED

98 vs. Montana, 12/7/64 H
97 vs. Sacramento St., 1/3/78 H
96 vs. Nevada Southern, 12/2/67 H
96 vs. Brigham Young, 2/26/66 A
96 vs. Brigham Young, 2/11/65 H
95 vs. Utah, 1/31/73 H
95 vs. Bowling Green, 12/29/65 A
94 vs. Whittier, 12/18/76 A
93 vs. Idaho State, 12/9/67 H
93 vs. Rhode Island, 12/27/65 A

3-POINT FIELD GOALS MADE

14 vs. Hawai'i-Pacific, 11/26/99 A
13 vs. New Mexico, 1/5/08 H
13 vs. Arkansas-Pine Bluff, 11/26/07 H
13 vs. Idaho State, 1/3/00 A
13 vs. Fresno State, 1/27/96 H
12 vs. Western St., 12/16/08 H
12 vs. Tulsa, 1/10/99 A
11 vs. CU-Colorado Springs, 11/10/07 H
11 vs. Montana, 11/15/06 H
11 vs. New Mexico, 2/9/04 A
11 vs. New Mexico, 2/15/03 A
11 vs. BYU, 2/26/00 H
11 vs. NW State, 11/19/99 H
11 vs. Montana St., 12/11/99 N
11 vs. Arizona, 12/5/98 N
11 vs. Nicholls State, 12/29/97 N
11 vs. Southern Illinois, 12/27/96 N
11 vs. Texas-El Paso, 3/9/89 N
10 vs. Colorado State, 1/6/10 H
10 vs. New Mexico, 3/12/09 N
10 vs. Air Force, 2/28/09 A
10 vs. Utah, 1/13/09
10 vs. Sacramento St., 12/20/08 H
10 vs. Kansas State, 12/11/04 N
10 vs. SMU, 1/16/99 H
10 vs. La. Tech, 12/27/98 N
10 vs. Alcorn St., 12/21/98 H
10 vs. New Mexico, 2/5/98 A
10 vs. UTEP, 2/15/96 A
10 vs. San Diego State, 2/13/92 H
10 vs. New Mexico, 2/9/91 H
10 vs. Air Force, 2/5/90 H
9 vs. BYU, 3/5/11
9 vs. TCU, 2/12/11
9 vs. Western State, 12/17/10
9 vs. Air Force, 3/2/10 H
9 vs. San Diego State, 1/9/10 H
9 vs. Adams State, 1/2/10 H
9 vs. New Mexico, 2/3/09 A
9 vs. UNLV, 1/17/09 A
9 vs. Air Force, 2/16/08 A
9 vs. UNLV, 1/23/08 A
9 vs. Montana State, 12/17/05 N
9 vs. Colorado State, 2/26/05 A
9 vs. Brigham Young, 1/17/05 H
9 vs. IPFW, 1/10/05 H
9 vs. Southern Illinois, 12/30/04 A
9 vs. UNLV, 2/23/04 A
9 vs. SDSU, 1/26/04 H
9 vs. Tennessee State, 12/17/03 H
9 vs. Colorado State, 2/22/03 H
9 vs. Air Force, 2/17/03 A
9 vs. Texas Tech, 1/1/02 A
9 vs. Indiana State, 12/19/01 H
9 vs. New Mexico, 2/26/01 H
9 vs. SDSU, 2/3/01 H
9 vs. Colorado State, 1/13/01 A
9 vs. Utah, 2/28/00 H
9 vs. New Mexico, 1/13/00 H
9 vs. Samford, 12/30/99 H
9 vs. Oregon, 3/15/99 A
9 vs. TCU, 1/14/99 H
9 vs. Montana St., 11/27/98 N
9 vs. BYU, 2/14/98 H
9 vs. Creighton, 12/6/97 A
9 vs. Fresno State, 3/7/96 N
9 vs. Hawai'i, 2/29/96 H
9 vs. Northern Colorado, 12/9/95 H
9 vs. Colorado, 12/13/95 A
9 vs. Texas-El Paso, 2/16/95 H
9 vs. Colorado, 12/6/94 H
9 vs. Cincinnati, 12/17/94 H
9 vs. Fresno State, 3/5/94 A
9 vs. Cal State Fullerton, 12/4/93 H
9 vs. Texas-El Paso, 2/27/92 H
9 vs. Texas-El Paso, 2/20/92 A
9 vs. Utah, 1/25/92 H

3-POINT FIELD GOALS

ATTEMPTED

36 vs. New Mexico, 1/5/08 H
34 vs. UNLV, 2/27/97 H
32 vs. SMU, 1/16/99 H
32 vs. Fresno State, 3/7/96 N
32 vs. San Diego State, 3/23/91 H
31 vs. Idaho State, 1-3-00 A
31 vs. Northern Colorado, 12/9/95 H
31 vs. New Mexico, 1/9/88 A
30 vs. Hawai'i-Pacific, 11-26-99 A
30 vs. Fresno State, 1/26/95 A
29 vs. Western State, 12/17/10
29 vs. CU-Colorado Springs, 11/10/07 H
29 vs. Indiana State, 12/19/01 H
29 vs. Arkansas-Pine Bluff, 11/19/01 H
29 vs. USC, 11/13/01 A
29 vs. TCU, 1/14/99 H
29 vs. New Mexico St., 12/20/97 A
29 vs. Texas-El Paso, 3/9/89 N
28 vs. Air Force, 2/23/11
28 vs. UNLV, 1/23/08 A
28 vs. SDSU, 3/1/03
28 vs. Iowa State, 12/16/95 H
28 vs. Texas-El Paso, 2/27/92 H
27 vs. Kansas State, 12/11/04 N
27 vs. Middle Tennessee State, 1/8/04 A
27 vs. Wichita State, 1-10-00 A
27 vs. Rice, 1/7/99 A
27 vs. New Mexico, 1/14/89 H
26 vs. Weber State, 12/31/05 H
26 vs. UNLV, 2/23/04 A
26 vs. SDSU, 2/3/01 H
26 vs. SDSU, 2/19/00 A
26 vs. Alcorn St., 12/21/98 H
26 vs. North Texas, 12/12/98 A
26 vs. Arkansas-Pine Bluff, 11/26/07 H
25 vs. Adams State, 1/2/10 H
25 vs. South Dakota, 12/20/09 H
25 vs. Sacramento St., 12/20/08 H
25 vs. Loyola-Marymount, 12/6/08 A
25 vs. Chadron State, 12/31/07 H
25 vs. Utah, 1/8/01 A
25 vs. New Mexico, 1/13/00 H
25 vs. Utah, 2/28/00 H
25 vs. Oregon, 3/15/99 A
25 vs. TCU, 2/11/99 A
25 vs. Arizona, 12/5/98 N
25 vs. UTEP, 1/15/96 H

FREE THROWS MADE

44 vs. Texas State, 11/26/08 H 56 FTA
43 vs. Savannah State, 1/8/03 H 62 FTA
42 vs. Boston U., 12/29/56 A 55 FTA
41 vs. Denver, 11/25/09 A 51 FTA
41 vs. Brigham Young, 2/17/62 H 50 FTA
39 vs. Marshall, 12/21/92
38 vs. Troy State, 12/14/91, H 54 FTA
36 vs. Pepperdine (ot), 11/29/09 H 51 FTA
36 vs. LMU, 11/30/02 N 53 FTA
36 vs. Arizona State, 2/28/70 H 46 FTA
36 vs. Drake, 1/2/89 H
35 vs. Norfolk State, 12/28/97 N
35 vs. Utah, 1/18/90
35 vs. Texas A&M (NIT), 3/13/86 H 75 FTA
35 vs. Southern Cal, 12/7/85 H 48 FTA
35 vs. Eastern Montana, 12/19/77 H 42 FTA
35 vs. San Jose State, 12/19/69 H 39 FTA
35 vs. Denver, 12/13/67 H 44 FTA
34 vs. Adams State, 1/2/10 H 49 FTA
34 vs. Arkansas-Pine Bluff, 11/19/01 H 47 FTA
34 vs. Texas-El Paso, 2/4/88
34 vs. Georgia Tech, 12/22/58 A 47 FTA
33 vs. UNLV, 1/10/07 H 41 FTA
33 vs. Detroit, 12/28/02 H
33 vs. Denver, 11/29/94 H 46 FTA
33 vs. Utah, 2/9/95 A 45 FTA
33 vs. Southern Colorado, 2/15/85 H 44 FTA
33 vs. Pacific, 12/7/68 H 46 FTA

FREE THROWS MADE (cont.)

32 vs. Houston Baptist, 12/29/08 N 39 FTA
32 vs. Prairie View A&M, 11/19/08 H 43 FTA
32 vs. Boise State, 11/11/06 H 40 FTA
32 vs. UNC-Wilmington, 11/14/05 H
32 vs. Princeton, 11/22/04 H 45 FTA
32 vs. Alaska-Anchorage, 12/22/01 H 44 FTA
32 vs. San Diego State, 1/9/92 A 38 FTA
32 vs. San Diego State, 1/11/90
32 vs. Utah, 1/18/86 H 51 FTA
32 vs. So. Colorado, 12/22/82 H-C 43 FTA
32 vs. Oklahoma, 12/21/68 H 41 FTA
32 vs. Santa Barbara, 12/20/68 H 38 FTA
32 vs. Arizona, 1/17/63 H 46 FTA

FREE THROWS ATTEMPTED

62 vs. Savannah State, 1/8/03 H
56 vs. Texas St., 11/26/08 H
56 vs. Utah State, 12/13/68 A
55 vs. Marshall, 12/21/92 H
55 vs. Boston U., 12/29/56 A
54 vs. Troy State, 12/21/91 H
53 vs. LMU, 11/30/02 N
51 vs. Pepperdine, 11/29/09 H
51 vs. Denver, 11/25/09 A
51 vs. Utah, 1/18/86 H
50 vs. Brigham Young, 2/17/62 H
49 vs. Adams State, 1/2/10 H
49 vs. UNC-Wilmington, 11/14/05 H
49 vs. Norfolk State, 12/28/97 N
48 vs. Utah, 1/20/01 H
48 vs. Southern Cal, 12/7/85 H
48 vs. Weber State, 12/5/64 H
47 vs. Arkansas-Pine Bluff, 12/19/01 H
47 vs. Air Force, 1/29/98 H
47 vs. Sam Houston State, 11/30/91 H
47 vs. San Diego State, 2/7/81 H
47 vs. Georgia Tech, 12/22/58 A
47 vs. New Mexico, 2/14/59 H
46 vs. Cal. State Northridge, 12/6/01 H
46 vs. Denver, 11/29/94 H
46 vs. Arizona State, 2/28/70 H
46 vs. Pacific, 12/7/68 H
46 vs. Arizona, 3/5/66 H
46 vs. Arizona, 1/17/63 H
46 vs. Baylor, 12/10/60 H
45 vs. Princeton, 11/22/04 H
45 vs. Utah, 2/9/95 A
45 vs. Memphis State, 11/28/89 A
45 vs. Texas A&M (NIT), 3/13/86
45 vs. Utah, 2/12/77
45 vs. San Diego State (ot), 2/6/84 H



COWBOY TEAM SCORING

Records by Robert H. Burns

Records by Robert H. Burns				Avg. No. Pts. Per Game						Avg. No. Pts. Per Game						Avg. No. Pts. Per Game		
Year	Won	Lost	Pct.	Wyo.	Opp.	Year	Won	Lost	Pct.	Wyo.	Opp.	Year	Won	Lost	Pct.	Wyo.	Opp.	
1905.....	1	0	100	17.0	8.0	1941.....	14	6	70	44.3	38.5	1977.....	17	10	63	75.4	72.7	
1906.....	3	2	60	17.8	16.6	1942.....	15	5	75	52.6	44.2	1978.....	12	15	44.4	78.0	77.7	
1907.....	3	4	43	27.3	34.9	1943.....	31	2	94	59.4	39.4	1979.....	15	12	55.6	70.6	65.6	
1908.....	2	3	40	25.2	41.8	1944.....	No team, WWII						1980.....	18	10	64.3	69.0	58.7
1909.....	3	3	50	29.8	28.7	1945.....	10	18	36	62.0	67.8	1981.....	24	6	80.0	73.6	57.5	
1910.....	3	3	50	34.5	31.3	1946.....	22	4	85	51.2	40.9	1982.....	23	7	76.7	62.8	51.5	
1911.....	1	4	20	16.8	35.5	1947.....	22	6	79	48.6	42.6	1983.....	16	13	55.2	62.9	60.1	
1912.....	5	6	46	23.6	27.6	1948.....	18	9	67	47.2	40.8	1984.....	17	13	56.7	62.2	58.4	
1913.....	2	5	29	21.8	29.3	1949.....	25	10	71	50.8	43.1	1985.....	15	14	51.7	65.4	65.5	
1914.....	1	3	25	20.0	27.3	1950.....	25	11	69	48.3	41.4	1986.....	24	12	66.7	70.2	66.3	
1915.....	2	4	33	30.9	25.6	1951.....	26	11	70	58.6	52.6	1987.....	24	10	70.6	71.0	65.7	
1916.....	3	2	60	32.7	27.7	1952.....	28	7	80	64.4	51.9	1988.....	26	6	81.3	78.3	71.1	
1917.....	4	4	50	24.9	22.4	1953.....	20	10	67	59.8	55.9	1989.....	14	17	45.2	72.8	73.6	
1918.....	4	2	67	27.0	22.4	1954.....	19	9	68	60.8	54.3	1990.....	15	14	51.7	72.0	67.5	
1919.....	7	2	78	22.9	16.3	1955.....	17	9	65	63.5	60.5	1991.....	20	12	62.5	82.5	76.6	
1920.....	10	1	91	29.9	15.6	1956.....	7	19	27	63.2	66.6	1992.....	16	13	55.2	74.4	70.3	
1921.....	3	4	43	24.5	21.9	1957.....	6	19	24	63.8	70.6	1993.....	13	15	46.4	68.8	69.5	
1922.....	2	7	22	19.7	27.6	1958.....	13	14	48	67.1	66.6	1994.....	14	14	50.0	70.1	68.6	
1923.....	2	6	25	20.9	33.0	1959.....	4	22	15	64.5	76.1	1995.....	13	15	46.4	67.0	65.1	
1924.....	2	13	13	17.9	27.1	1960.....	5	19	21	61.5	69.9	1996.....	14	15	48.3	74.0	74.8	
1925.....	9	6	60	26.7	23.3	1961.....	7	18	28	65.2	71.2	1997.....	12	16	42.9	72.3	72.5	
1926.....	12	5	71	34.2	23.9	1962.....	9	17	35	66.7	75.1	1998.....	19	9	67.9	63.8	59.1	
1927.....	9	5	64	29.0	24.0	1963.....	11	15	42	71.6	75.3	1999.....	18	10	64.3	81.6	76.6	
1928.....	13	8	62	36.6	35.0	1964.....	12	14	46	78.0	78.3	2000.....	19	12	61.3	82.8	77.5	
1929.....	15	4	79	39.3	27.3	1965.....	16	10	62	86.3	80.0	2001.....	20	10	66.6	76.1	70.6	
1930.....	13	6	68	38.6	27.3	1966.....	17	9	65	91.0	81.8	2002.....	22	9	70.9	75.0	68.7	
1931.....	19	4	83	40.9	28.3	1967.....	15	14	52	73.4	74.9	2003.....	21	11	65.6	73.2	70.8	
1932.....	19	2	90	38.4	29.7	1968.....	18	9	67	85.6	80.5	2004.....	11	17	39.3	70.0	69.0	
1933.....	18	5	78	41.3	30.4	1969.....	19	9	68	82.2	74.3	2005.....	15	13	53.6	70.9	70.9	
1934.....	26	4	87	37.6	25.4	1970.....	19	7	73	83.9	79.7	2006.....	14	18	43.8	67.2	67.2	
1935.....	11	5	69	28.9	25.4	1971.....	10	15	40	75.6	77.5	2007.....	17	15	53.1	73.9	74.5	
1936.....	12	7	63	35.9	30.3	1972.....	12	14	46	71.0	73.8	2008.....	12	18	40.0	69.0	72.4	
1937.....	8	9	47	40.0	31.3	1973.....	9	17	35	60.8	66.9	2009.....	19	14	57.6	74.9	74.2	
1938.....	12	5	71	44.1	36.4	1974.....	4	22	15	68.9	80.0	2010.....	10	21	32.3	70.6	74.5	
1939.....	10	11	48	40.5	40.4	1975.....	10	16	39	68.7	71.5	2011.....	10	21	32.3	65.9	69.7	
1940.....	6	10	38	37.8	39.0	1976.....	10	17	37	66.4	65.9	106 Years.....	1389	1064	56.9			

MEMORIAL FIELDHOUSE RECORDS

INDIVIDUAL POINTS

51 Joe Capua vs. Montana, 2/3/56
50 Tony Windis vs. New Mexico, 1/10/58
45 Stan Dodds vs. Arizona State, 2/28/70
42 Joe Capua vs. Utah State, 2/17/56
40 Flynn Robinson vs. Utah, 2/13/65
40 Flynn Robinson vs. Air Force, 2/29/64
40 Flynn Robinson vs. Denver, 2/2/63

REBOUNDS

24 Leon Clark vs. Arizona, 3/5/66
23 Mark Handy, BYU, 3/7/75
23 Mike Childress, CSU, 2/6/71
23 Carl Ashley vs. Utah, 2/27/69
23 Randy Richardson vs. Arizona State, 1/19/63
23 Tom King, New Mexico, 2/11/61
22 Jerry Brucks vs. Regis, 12/5/70
22 Leon Clark vs. Brigham Young, 2/11/65
22 Fred Gish vs. Utah, 2/2/62
22 Jack Parr, Kansas State, 2/13/56

ASSISTS

13 Anthony Johnson vs. Miss. Valley State 11/30/79

FIELD GOALS MADE

19 Stan Dodds vs. Arizona State, 2/28/70
19 Tony Windis vs. New Mexico, 1/10/58
18 Flynn Robinson vs. Utah, 2/13/65
18 Flynn Robinson vs. Air Force, 2/29/64
16 Curt Jimerson vs. Nebraska, 12/20/61
16 Joe Capua vs. Montana, 2/3/56

FIELD GOALS ATTEMPTED

37 Mike Dabich, New Mexico State, 1/28/66
34 Joe Capua vs. Montana, 2/3/56
33 Flynn Robinson vs. Brigham Young, 2/28/63
31 Stan Dodds vs. Arizona State, 2/28/70
31 Flynn Robinson vs. Air Force, 2/29/64
31 Tony Windis vs. Montana, 3/7/59
31 Tony Windis vs. Utah State, 1/16/59
31 Tony Windis vs. Montana, 2/7/58

FREE THROWS MADE

19 Joe Capua vs. Montana, 2/3/56
18 Joe Capua vs. Utah, 2/17/56
17 Al Eastland vs. Brigham Young 2/17/62
17 Toby Royball, New Mexico, 1/7/56
15 Dave Gambee, Oregon State, 12/1/56
15 Bill Sharp vs. Montana, 1/10/53

FREE THROWS ATTEMPTED

26 Joe Capua vs. Montana, 2/3/56
21 Charles Bradley vs. Utah, 2/24/80
21 Joe Capua vs. Utah State, 2/17/56
19 Al Eastland vs. Brigham Young, 2/17/62
19 Dave Gambee, Oregon State, 12/1/56
19 Bill Sharp vs. Utah State, 1/9/53
18 Toby Royball, New Mexico, 1/7/56

TEAM POINTS

121 Wyo. vs. Miss. Valley State (62), 11/30/79
120 Wyo. vs. Nevada Southern (87), 12/2/67
120 Wyo. vs. Arizona State (85), 3/3/66
115 Wyo. vs. Idaho State (75), 12/9/67
114 Wyo. vs. Air Force (83), 3/2/68
113 Wyo. vs. Utah State (88), 11/30/68
113 Wyo. vs. New Mexico State (80), 1/28/66
112 Wyo. vs. Arizona State (94), 2/28/70
112 Wyo. vs. Northern Michigan (105), 12/9/65
111 Wyo. vs. Utah (102), 2/13/65

REBOUNDS

79 By Nebraska, 12/3/64
76 By Denver, 2/13/59
76 Wyo. vs. Utah State, 2/17/56
73 Wyo. vs. Roosevelt, 1/9/78
73 Wyo. vs. Montana, 12/7/64
73 Wyo. vs. New Mexico 2/14/59
72 Wyo. vs. Denver, 1/24/69
71 Wyo. vs. Denver, 2/13/59

ASSISTS

31 Wyo. vs. Ft. Lewis, 12/21/79
31 Wyo. vs. Miss. Valley State, 11/30/79

FIELD GOALS

49 Wyo. vs. Miss. Valley State, 11/30/79
49 Wyo. vs. Nevada Southern, 12/2/67
48 Wyo. vs. Utah, 2/13/65
47 Wyo. vs. Sacramento State, 1/3/78
47 Wyo. vs. Arizona State 3/3/66
47 Wyo. vs. Denver, 1/22/65
46 Wyo. vs. Adams State, 12/6/80

FIELD GOALS ATTEMPTED

100 By New Mexico State, 1/28/66
98 Wyo. vs. Montana, 12/7/64
97 Wyo. vs. Sacramento State, 1/3/78
96 Wyo. vs. Nevada Southern, 12/2/67
96 Wyo. vs. Brigham Young, 2/11/65
95 Wyo. vs. Utah, 1/31/74

FREE THROWS

41 Wyo. vs. Brigham Young, 2/17/62
37 By New Mexico, 2/18/66
36 Wyo. vs. Arizona State, 2/28/70
36 By New Mexico, 1/6/62
35 Wyo. vs. Eastern Montana, 12/19/77
34 By Brigham Young, 2/6/76
33 Wyo. vs. Montana, 2/3/56

FREE THROWS ATTEMPTED

55 By New Mexico, 2/18/66
50 Wyo. vs. Brigham Young, 2/17/63
49 By Northern Colorado, 12/18/71
48 Wyo. vs. Weber State, 12/5/64
48 Wyo. vs. Montana, 2/3/56
47 Wyo. vs. San Diego State, 2/7/81
47 Wyo. vs. Indiana State-Evansville, 11/30/74
47 Wyo. vs. New Mexico, 2/14/59



ARENA-AUDITORIUM RECORDS

INDIVIDUAL POINTS

49 Maurice Alexander vs. New Mexico, 2/9/91
45 LaZelle Durden, Cincinnati, 12/17/94
40 Michael Cage, San Diego State (ot), 2/6/84
36 Ugo Udezue vs. Colorado, 12/9/98
35 Brad Jones vs. Alabama-Birmingham, 11/18/06
35 Askia Jones, Kansas State, 1/2/92
35 Reginald Slater vs. San Diego State, 2/23/91
35 Reginald Slater vs. Memphis State, 12/16/90
34 Keion Bell, Pepperdine vs. Monmouth, 11/28/09
34 Vincent Simpson, Hampton, 11/28/09
34 Robyn Davis vs. New Mexico, 1/14/89
32 Brent Benson, Texas State, 11/26/08
32 Brad Jones vs. San Diego State, 2/17/07
32 Brandon Ewing vs. Boise State, 11/11/06
32 Ugo Udezue vs. Texas-Pan Am., 2/16/99
32 Theo Ratliff vs. Hawaii, 2/24/94
32 Maurice Alexander vs. Utah, 1/17/91
31 Carlton Brown, Utah, 1/27/10
31 Afam Muojeke vs. Cal State Bakersfield, 11/14/08
31 Reginald Slater vs. Utah, 1/18/90
31 Robyn Davis vs. UTEP, 1/12/90
31 Anthony Watson, San Diego State, 2/13/86
31 Fennis Dembo vs. Hardin Simmons, 12/12/85
30 Afam Muojeke vs. San Diego State, 1/9/10
30 Brandon Ewing vs. UNLV (ot), 1/10/07
30 Wendell White, UNLV (ot), 1/10/07
30 Jay Straight vs. San Diego State, 1/26/04
30 David Murray vs. Denver, 12/1/93
30 Fennis Dembo vs. Texas Tech, 12/5/87
29 Tony Danridge, New Mexico, 3/7/09
29 Brandon Ewing vs. UNLV, 2/18/09
29 Keena Young, BYU, 2/6/07
29 Steve Leven vs. Princeton, 11/22/04
29 Joe Ries vs. Middle Tennessee State, 11/29/03
29 Ike Williams, New Mexico, 2/13/93
29 Reginald Slater vs. Troy State, 12/14/91
29 Rob Robbins, New Mexico, 2/9/91
29 Luc Longley, New Mexico, 2/10/90
29 Robyn Davis vs. Alabama-Birmingham, 12/10/88
29 Robyn Davis vs. Brigham Young, 2/23/89
29 Fennis Dembo vs. Georgia State, 12/14/87
28 Keion Bell, Pepperdine (ot), 11/29/09
28 Brandon Ewing vs. Utah, 2/21/07
28 Michael Harrison, Colorado State, 2/25/06
28 Donta Richardson vs. San Diego State, 3/1/03
28 Ugo Udezue vs. USC, 3/10/99
28 Queint Higgins vs. Hawaii, 2/24/94
28 Tim Breaux vs. Texas-El Paso, 2/27/92
28 Reginald Slater vs. La. Tech, 11/23/91
28 Fennis Dembo vs. Texas-El Paso (WAC), 3/8/86
27 Amath M'Bayre vs. Air Force, 2/23/11
27 Brandon Ewing vs. Sacramento State, 12/20/08
27 LaDrell Whitehead vs. Fresno State, 1/27/96
27 Ashley Day, Denver, 11/27/95
27 LaDrell Whitehead vs. Fresno State, 2/2/95
27 David Murray vs. Houston, 12/23/93
27 Shawn Bradley, Brigham Young, 1/19/91
27 Tony Martin vs. Hawaii, 2/26/83
27 Rodney Gowens vs. UTEP, 2/1/85
27 Rodney Gowens vs. Colorado, 12/14/84
27 Anthony Watson, San Diego State (WAC), 3/7/86
27 Reginald Slater vs. Butler (NIT), 3/15/91

REBOUNDS

27 Reginald Slater vs. Troy State, 12/14/91
22 Adam Waddell vs. Utah, 1/27/10
21 Michael Cage, San Diego State (ot), 2/6/84
20 Justin Williams vs. Charlotte, 11/15/05
20 Reginald Slater vs. Texas Southern, 11/30/88
19 Lee Mayberry, Fresno State, 1/5/94
19 Reginald Slater vs. Missouri-St. Louis, 11/29/90
19 Mark Wrapp vs. Colorado, 12/28/82
18 Kevin Cato, Iowa State, 12/16/95
18 Reginald Slater vs. San Diego State, 1/11/90
17 Josh Davis vs. Mount St. Mary's, 12/7/99
17 Anthony Blakes vs. SMU, 1/16/99
17 Reginald Slater vs. Marshall, 11/24/90
16 Justin Williams vs. UNC-Wilmington, 11/14/05
16 Reginald Slater vs. Air Force, 2/5/90
16 Reginald Slater vs. CSU, 2/26/91
16 Reggie Page vs. Hawaii, 1/10/91
16 Fennis Dembo vs. Clemson (NIT), 3/20/86
16 Marty Dow, San Diego State, 2/23/91

ASSISTS

15 Jay Straight vs. Winthrop, 12/20/03
14 Mike Jackson vs. Colorado, 12/28/83
12 Jay Straight vs. New Mexico, 2/7/05
11 JayDee Luster vs. Peru State, 11/18/09
11 Brandon Ewing vs. Sacramento State, 12/20/08
11 Anthony Johnson vs. Southern Cal, 12/4/82
10 Marc Jackson, Utah, 1/15/05
10 Jay Straight vs. IPFW, 1/10/05
10 Jay Straight vs. Cal State Northridge, 12/6/01
10 Anthony Blakes vs. Texas-Pan Am., 2/16/99
10 Mark Dickel, UNLV, 1/31/98
10 Maurice Alexander vs. CSU, 3/7/92
10 Virgil Smith, SDSU, 2/13/92
10 Mike Jackson vs. Tex.-El Paso, 2/12/83

FIELD GOALS MADE

16 LaZelle Durden, Cincinnati, 12/17/94
16 Maurice Alexander vs. New Mexico, 2/9/91
16 Reginald Slater vs. San Diego State (WAC), 3/7/86
15 Ugo Udezue vs. Colorado, 12/9/98
14 Tony Danridge, New Mexico, 3/7/09
14 Reginald Slater vs. Memphis State, 12/16/90
13 Michael Cage, San Diego State (ot), 2/6/84
12 Ugo Udezue vs. Texas-Pan Am., 2/16/99
12 Ugo Udezue vs. Rice, 2/6/99
12 Rodney Gowens vs. Colorado, 12/14/84
12 Anthony Watson, San Diego State (WAC), 3/7/86
11 Amath M'Baye vs. Air Force, 2/23/11
11 Keion Bell, Pepperdine vs. Monmouth, 11/28/09
11 Wendell White, UNLV, 1/10/07
11 Brad Jones vs. Denver, 12/6/06
11 Paul Delaney, Alabama-Birmingham, 11/18/06
11 Ashley Day, Denver, 11/27/95
11 Theo Ratliff vs. Hawaii, 2/24/94
11 Queint Higgins vs. Hawaii, 2/24/94
11 David Murray vs. Denver, 12/1/93
11 Eddie Rivera, UTEP, 2/11/93
11 Askia Jones, Kansas State, 1/2/92
11 Chris Pilz, Missouri-St. Louis, 11/29/90
11 Kelvin Lee, Southern Utah State, 12/7/88
11 Robyn Davis vs. Alabama-Birmingham, 12/10/88
11 Robyn Davis vs. New Mexico, 1/14/89
11 Jimmy Madison, Utah, 1/17/89
11 Robyn Davis vs. Brigham Young, 2/23/89
11 Shawn Bradley, Brigham Young, 1/19/91
11 Fennis Dembo vs. Colorado State, 2/22/86
10 Andres Diaz, North Florida, 11/18/10
10 Kawhi Leonard, San Diego State, 1/9/10
10 Vincent Simpson, Hampton, 11/28/09
10 Brent Benson, Texas State, 11/26/08
10 Marcus Walker, CSU, 1/26/08
10 Mikhail Linskens vs. Cal St. Bakersfield, 2/6/08
10 Brandon Ewing vs. Wisconsin-Milwaukee, 12/29/07
10 Jonnie Bryant, Utah, 2/21/07
10 James Spencer vs. BYU, 2/16/07
10 Keena Young, BYU, 2/16/07
10 Brad Jones vs. Alabama-Birmingham, 11/18/06
10 Steve Leven vs. San Diego State, 1/28/06
10 Michael Harrison, Colorado State, 2/25/06
10 Mark Walters, New Mexico, 1/14/06
10 Odartey Blankson, UNLV, 2/19/05
10 Ugo Udezue vs. USC, 3/10/99
10 Keith Van Horn, Utah, 2/12/96
10 David Murray vs. Cal State Fullerton, 12/4/93
10 Ike Williams, New Mexico, 2/13/93
10 David Murray vs. Colorado State, 2/20/93
10 Shawn Vandiver, Colorado, 12/14/88
10 Kenny Smith vs. New Mexico 1/14/89
10 Fennis Dembo vs. Utah, 1/18/86
10 Fennis Dembo vs. Hawaii, 1/30/86
10 Fennis Dembo vs. San Diego State, 2/13/86
10 Fennis Dembo vs. New Mexico (WAC), 3/7/86
10 Fennis Dembo vs. Texas-El Paso (WAC), 3/8/86
10 Fennis Dembo vs. Loyola-Marymount (NIT), 3/17/86
10 Tony Martin vs. Hawaii, 2/2/84
10 Troy Washpun vs. Air Force, 1/18/84
10 Tony Martin vs. Wisconsin-Green Bay, 12/2/83
10 Tony Martin vs. South Dakota, 12/7/82
10 Tony Martin vs. Hawaii, 2/26/83
10 Dave Hoppen, Nebraska, 12/20/83
10 Anthony Watson, San Diego State, 2/13/86
10 Johnny Brown, New Mexico, 3/1/85
10 Hunter Green, New Mexico, 3/1/85
10 Jerry Stroman, Utah, 1/18/86
10 Quintan Gates, Texas-El Paso (WAC), 3/7/86

10 Keith Smith, Loyola Marymount (NIT), 3/17/86

FIELD GOALS ATTEMPTED

32 LaZelle Durden, Cincinnati, 12/17/94
30 Maurice Alexander vs. New Mexico, 2/9/91
29 Donta Richardson vs. San Diego State 3/1/03
29 Chris Pilz, Missouri-St. Louis, 11/29/90
27 Marcus Walker, Colorado State, 1/26/08
26 Charles Price, Texas Southern, 11/30/88
25 Ugo Udezue vs. Texas-Pan Am., 2/16/99
24 Robyn Davis vs. New Mexico, 1/14/89
23 Curtis Withers, Charlotte, 11/15/05
23 Ugo Udezue vs. USC, 3/10/99
23 Ugo Udezue vs. Rice, 2/6/99
23 Kenny Smith vs. New Mexico, 1/14/89
22 Jonathan Jones, Kean, 11/13/10
22 Brandon Heath, San Diego State, 2/17/07
22 Steve Leven vs. San Diego State, 1/28/06
22 John Taft, Marshall, 11/24/90
22 Hubert Henderson, SW Missouri St., 11/26/88
22 Robyn Davis vs. Alabama-Birmingham, 12/10/88
22 Jerry Stroman, Utah (WAC), 3/6/86

3-POINT FIELD GOALS MADE

9 Brent Benson, Texas State, 11/26/08
9 Maurice Alexander vs. New Mexico, 2/9/91
7 Sean Ogirri vs. Sacramento State, 12/20/08
7 Sean Ogirri vs. Western State, 12/16/08
7 Donta Richardson vs. New Mexico, 2/15/03
7 LaZelle Durden, Cincinnati, 12/17/94
7 Rob Robbins, New Mexico, 2/9/91
6 Vincent Simpson, Hampton, 11/28/09
6 Sean Ogirri vs. BYU, 3/4/09
6 Antonio Flagg, Sacramento State, 12/20/08
6 Sean Ogirri vs. Denver, 11/29/08
6 Steve Leven vs. CU-Colorado Springs, 12/5/05
6 David Adams vs. New Mexico, 1/12/04
6 David Adams vs. Tennessee State, 12/17/03
6 Jay Straight vs. Colorado State, 2/22/03
6 LaDrell Whitehead vs. Fresno State, 1/27/96
6 Roman Totta vs. UTEP, 1/20/94
6 Roman Totta vs. Colorado State, 1/15/94
6 Askia Jones, Kansas State, 1/2/92
6 Brett Binclon, Marshall, 11/24/90
6 Eric Scanlon, Northwestern St., 12/9/89
6 Chaka Chandler, Evansville, 12/5/89
5 Afam Muojeke vs. South Dakota, 12/20/09
5 Steve Smith, South Dakota, 12/20/09
5 Justin Sofman, Monmouth vs. Pepperdine, 11/28/09
5 Justin Sofman, Monmouth, 11/27/09
5 Darrion Pellum, Hampton vs. Pepperdine, 11/27/09
5 Dane Suttle Jr., Pepperdine vs. Hampton, 11/27/09
5 Clint Sargent, South Dakota State, 11/13/09
5 Sean Ogirri vs. New Mexico, 3/7/09
5 Roman Martinez, New Mexico, 3/7/09
5 Brandon Ewing vs. UNLV, 2/18/09
5 Brandon Gentry, Western State, 12/16/08
5 Brandon Ewing vs. Air Force (ot), 1/16/08
5 Ryan Dermody vs. New Mexico (ot), 1/5/08
5 Chad Toppert, New Mexico (ot), 1/5/08
5 Paige Paulsen, Wisconsin-Milwaukee, 12/29/07
5 James Spencer vs. Montana, 11/15/06
5 Steve Leven vs. San Diego State, 1/28/06
5 Dion Sherrell vs. BYU, 1/17/05
5 Brady Dawkins, Texas-Arlington, 11/27/04
5 Jay Straight vs. San Diego State, 1/26/04
5 Chris McMillian vs. Texas-Pan Am., 2/16/99
5 Gregg Sawyer vs. Colorado State, 1/24/98
5 Bradley Mann vs. UNLV, 1/31/98
5 Reggie Minton, Air Force, 1/25/96
5 Dominick Young, Fresno State, 1/27/96
5 Sly Johnson vs. Cincinnati, 12/17/94
5 Gregg Sawyer vs. Colorado, 12/6/94
5 LaDrell Whitehead vs. Fresno State, 2/2/95
5 LaDrell Whitehead vs. Utah, 1/19/95
5 Jeff Shelley, Colorado State, 1/15/94
5 Maurice Alexander vs. Utah, 1/17/91
5 Lynn Tryon, Colorado State, 2/26/91
5 Mark Meredith, Colorado State, 2/26/91
5 Elliott Perry, Memphis State, 12/16/90

3-POINT FIELD GOALS ATTEMPTED

20 LaZelle Durden, Cincinnati, 12/17/94
17 Eric Scanlon, Northwestern St., 12/9/89
16 Maurice Alexander vs. New Mexico, 2/9/91
15 Sean Ogirri vs. BYU, 3/4/09
14 Afam Muojeke vs. South Dakota, 12/20/09



ARENA-AUDITORIUM RECORDS

14 Donta Richardson vs. San Diego State, 3/1/03
 14 Dominick Young, Fresno State, 1/27/96
 14 Mark Ziegler, Denver, 12/5/92
 14 Chris Pilz, Missouri-St. Louis, 11/29/90
 14 Eric Berger, Drake, 1/2/89
 13 Justin Sofman, Monmouth vs. Pepperdine, 11/28/09
 13 Sean Ogirri vs. Sacramento State, 12/20/08
 13 Sean Ogirri vs. Denver, 11/29/08
 13 Askia Jones, Kansas State, 1/2/92
 13 Brian Simpson, Troy State, 12/14/91
 13 Maurice Alexander vs. San Diego State, 2/23/91
 12 Sean Ogirri vs. Western State, 12/16/08
 12 Cameron Burney, Western State, 12/16/08
 12 Brent Benson, Texas State, 11/26/08
 12 De'Angelo Alexander, Charlotte, 11/15/05
 12 Jay Straight vs. Utah, 2/16/04
 12 Kaylon Coleman, NE Illinois, 12/17/97
 12 Maurice Alexander vs. Colorado State, 2/26/91
 12 T.J. Milan, Metro State, 12/1/90
 11 Jimmer Fredette, BYU, 2/2/11
 11 Parker Smith, North Florida, 11/18/10
 11 Afam Muojeke vs. Adams State, 1/2/10
 11 Darrion Pellum, Hampton vs. Pepperdine, 11/27/09
 11 Vincent Simpson, Hampton vs. Pepperdine, 11/27/09
 11 Ryan Dermody vs. New Mexico (ot), 1/5/08
 11 Steve Leven vs. Texas-Arlington, 11/27/04
 11 Sly Johnson vs. Iowa State, 12/16/95
 11 Bobby Traylor vs. Hawaii, 2/24/94
 11 Roman Totta vs. Hawaii, 1/9/93
 11 Brett Bincent, Marshall, 11/24/90
 11 Rob Robbins, New Mexico, 2/9/91
 11 Chaka Chandler, Evansville, 12/5/89
 11 Chris Cressnell, Nebraska, 1/22/90

FREE THROWS

19 Brandon Ewing vs. UNLV (ot), 1/10/07
 18 Fennis Dembo vs. Texas-El Paso, 2/4/88
 17 Brad Jones vs. San Diego State, 2/17/07
 15 Afam Muojeke vs. Cal State Bakersfield, 11/14/08
 14 Brad Jones vs. TCU, 1/27/07
 14 Jeron Roberts vs. UNLV, 1/31/98
 14 David Murray vs. Marshall, 12/21/92
 14 Michael Cage, San Diego State (ot), 2/6/84
 13 Nick Fox, Adams State, 1/2/10
 13 Lee Cummond, BYU, 3/4/09
 13 Brandon Ewing vs. Colorado State, 1/24/09
 13 Brandon Ewing vs. Sacramento State, 12/20/08
 13 Brandon Ewing vs. Texas State, 11/26/08
 13 Steve Leven vs. Princeton, 11/22/04
 13 David Murray vs. Houston, 12/23/93
 13 Reginald Slater vs. Troy State, 12/14/91
 13 Reggie Fox vs. Drake, 1/2/89
 13 Fennis Dembo vs. Hardin Simmons, 12/12/85
 12 Tyson Johnson vs. Prairie View A&M, 11/19/08
 12 Brad Jones vs. Alabama-Birmingham, 11/18/06
 12 Marcus Slaughter, San Diego State, 1/28/06
 12 Jay Straight vs. Savannah State, 1/8/03
 12 Donta Richardson vs. Detroit, 12/28/02
 12 Mark Langkamp, Denver, 1/3/84
 11 Afam Muojeke vs. Akron, 12/30/09
 11 Keion Bell, Pepperdine (ot), 11/29/09
 11 Keion Bell, Pepperdine vs. Monmouth, 11/28/09
 11 Brandon Ewing vs. New Mexico, 3/7/09
 11 Brandon Ewing vs. Air Force, 1/27/09
 11 Brad Jones vs. Colorado, 12/8/07
 11 Brad Jones vs. BYU, 2/6/07
 11 Brandon Ewing vs. Boise State, 11/11/06
 11 Jay Straight vs. Princeton, 11/22/04
 11 Ugo Udezue vs. Tulsa, 2/4/99
 11 Jeron Roberts vs. Montana State, 12/23/97
 11 David Murray vs. BYU, 2/3/94
 11 Carlus Groves, San Diego State, 2/26/94
 11 Maurice Alexander vs. BYU, 1/23/92
 11 Kenny Smith vs. Drake, 1/2/89
 11 Robyn Davis vs. Texas El Paso, 1/12/89
 11 Les Bolden vs. Texas-El Paso, 1/11/86
 11 Anthony Watson, San Diego State, 2/13/86

FREE THROWS ATTEMPTED

23 Fennis Dembo vs. Texas-El Paso, 2/4/88
 22 Brandon Ewing vs. UNLV (ot), 1/10/07
 19 David Murray vs. Marshall, 12/21/92
 18 Brad Jones vs. San Diego State, 2/17/07
 18 Steve Leven vs. Princeton, 11/22/04
 18 Ugo Udezue vs. Texas-Pan Am., 2/16/99
 17 Jay Straight vs. Princeton, 11/22/04
 17 David Murray vs. Houston, 12/23/93
 17 Carlus Groves, San Diego State, 2/26/94

17 Michael Cage, San Diego State (ot), 2/6/84
 17 Darryl Adams, Long Beach State, 12/3/83
 16 Brandon Ewing vs. Sacramento State, 12/20/08
 16 Afam Muojeke vs. Cal State Bakersfield, 11/14/08
 16 Marcus Slaughter, San Diego State, 1/28/06
 16 Jay Straight vs. New Mexico, 1/12/04
 16 Reginald Slater vs. Troy State, 12/14/91
 16 Fennis Dembo vs. USC, 12/9/85
 15 Lee Cummond, BYU, 3/4/09
 15 Brandon Ewing vs. Colorado State, 1/24/09
 15 Keena Young, BYU, 2/16/07
 15 Brad Jones vs. TCU, 1/27/07
 15 Jeron Roberts vs. Montana State, 12/23/97
 15 Jeron Roberts vs. Utah State, 12/3/97
 15 Donnie Boyce, Colorado, 12/6/94
 15 Doug Price, Denver, 12/5/92
 15 Reginald Slater vs. Air Force, 2/4/92
 15 Tony Martin vs. New Mexico, 2/14/83

TEAM

TOTAL POINTS

123 Wyo. vs. Adams State, 1/2/10
 120 Wyo. vs. Peru State, 11/18/09
 113 Wyo. vs. Denver University, 11/27/87
 112 Wyo. vs. Savannah State, 1/8/03
 109 Wyo. vs. Tennessee State, 12/17/03
 109 Wyo. vs. UNLV, 1/31/00
 109 Wyo. vs. Alabama-Birmingham 12/10/88
 108 Wyo. vs. Troy State, 12/14/91
 106 by New Mexico, 1/14/89
 105 Wyo. vs. Johnson & Wales, 11/22/08
 105 Wyo. vs. CU-Colorado Springs, 12/5/05
 104 Wyo. vs. Portland State, 12/29/01
 104 Wyo. vs. SW Louisiana, 1/7/89
 103 Wyo. vs. Texas-Pan American, 2/16/99
 101 Wyo. vs. Alcorn St., 12/21/98
 101 Wyo. vs. Western State, 12/14/94
 101 Wyo. vs. Marshall, 12/21/92
 101 Wyo. vs. Missouri-St. Louis, 11/29/90
 100 Wyo. vs. Western State, 12/16/08
 100 Wyo. vs. IPFW, 1/10/05
 100 Wyo. vs. North Texas, 1/8/00
 100 Wyo. vs. Georgia State, 12/14/87
 99 by New Mexico (ot), 1/5/08
 99 Wyo. vs. Loyola Marymount (NIT), 3/17/86
 99 Wyo. vs. Northern Iowa, 12/14/90
 98 Wyo. vs. Eastern Kentucky, 11/24/01
 98 by UNLV, 1/31/00
 98 Wyo. vs. Denver, 12/1/93
 98 Wyo. vs. Hawaii, 1/10/91
 98 Wyo. vs. Utah, 1/18/90
 97 Wyo. vs. Texas State, 11/26/08
 97 Wyo. vs. Denver, 11/27/95
 97 Wyo. vs. Drake, 1/2/89
 97 Wyo. vs. Memphis State, 12/16/90
 96 by Texas State, 11/26/08
 96 Wyo. vs. TCU, 1/14/99
 96 Wyo. vs. Fresno State, 1/27/96
 96 Wyo. vs. Louisiana Tech, 11/23/91
 96 Wyo. vs. Marshall, 11/24/90
 95 by San Diego, 12/28/04
 95 Wyo. vs. Colorado State, 1/12/02
 95 Wyo. vs. Hawaii, 2/29/96
 95 by Hawaii, 2/24/94
 95 Wyo. vs. Nebraska, 1/22/90
 95 by San Diego State, 2/23/91
 94 Wyo. vs. Boise State, 11/11/06
 94 Wyo. vs. Arkansas-Pine Bluff, 11/19/01
 94 Wyo. vs. Hawaii, 2/24/94
 94 Wyo. vs. Utah, 1/18/86
 93 Wyo. vs. Sacramento State, 12/20/08
 93 Wyo. vs. Alabama-Birmingham, 11/18/06
 93 Wyo. vs. SDSU, 1/29/00
 93 Wyo. vs. Air Force, 2/25/99
 93 Wyo. vs. Seattle-Pacific, 12/1/84
 92 Wyo. vs. Kean, 11/13/10
 92 Wyo. vs. New Mexico (ot), 1/5/08
 92 Wyo. vs. Washington, 12/6/03
 92 Wyo. vs. Northwestern State, 11/19/99
 92 Wyo. vs. Northern Colorado, 12/9/95
 92 Wyo. vs. Denver, 11/29/94
 92 Wyo. vs. San Diego State, 2/13/92
 92 by Troy State, 12/14/91

REBOUNDS

63 by San Diego State, 2/23/91

61 by Charlotte, 11/15/05
 60 Wyo. vs. SMU, 1/16/99
 60 Wyo. vs. Troy State, 12/14/91
 58 Wyo. vs. Detroit, 12/28/02
 58 Wyo. vs. Air Force, 2/25/99
 57 Wyo. vs. Eastern Kentucky, 11/24/01
 57 Wyo. vs. South Dakota, 12/7/82
 56 Wyo. vs. Memphis State, 12/16/90
 55 Wyo. vs. Cal State Northridge, 12/6/01
 55 Wyo. vs. Seattle-Pacific, 12/1/84
 54 Wyo. vs. La. Tech, 11/23/91
 54 Wyo. vs. Montana, 12/2/89
 54 Wyo. vs. Alabama-Birmingham, 12/10/88
 54 by San Diego State (WAC), 3/6/86
 53 by Loyola-Marymount, 12/5/09
 53 Wyo. vs. Savannah State, 1/8/03
 53 Wyo. vs. Dartmouth, 12/31/98
 53 Wyo. vs. Texas Southern, 11/30/88
 53 Wyo. vs. Denver Univ., 11/27/87
 52 Wyo. vs. Western State, 12/16/08
 52 Wyo. vs. UNC-Wilmington, 11/14/05
 52 Wyo. vs. Washington, 12/6/03
 52 Wyo. vs. Cal State Fullerton, 12/1/01
 52 Wyo. vs. Arkansas-Pine Bluff, 11/19/01
 52 by UTEP 2/11/93
 52 Wyo. vs. Colorado State, 2/9/84

ASSISTS

28 Wyo. vs. TCU, 1/14/99
 28 Wyo. vs. San Diego State, 2/13/92
 27 Wyo. vs. Peru State, 11/18/09
 26 Wyo. vs. Colorado, 12/28/82
 25 Wyo. vs. Northwestern State, 11/19/99
 25 Wyo. vs. Texas-Pan American, 2/16/99
 25 Wyo. vs. Alcorn St., 12/21/98
 24 Wyo. vs. SMU, 1/16/99
 23 Wyo. vs. Portland State, 12/29/01
 23 Wyo. vs. Utah, 2/28/00
 23 Wyo. vs. Colorado State, 3/7/92
 23 Wyo. vs. South Dakota, 12/7/82
 23 Wyo. vs. Southern Cal, 12/4/82
 22 Wyo. vs. New Mexico (ot), 1/5/08
 22 by New Mexico (ot), 1/5/08
 22 Wyo. vs. Winthrop, 12/20/03
 22 Wyo. vs. Tennessee State, 12/17/03
 22 by North Texas, 1/8/00
 22 Wyo. vs. Hawaii, 2/29/96
 22 Wyo. vs. Cal State Fullerton, 12/4/93
 22 by New Mexico, 1/14/89
 22 Wyo. vs. Regis, 11/30/82
 22 Wyo. vs. San Diego State, 2/13/86
 22 by Brigham Young, 1/22/83

FIELD GOALS MADE

44 Wyo. vs. SW Louisiana, 1/7/89
 43 Wyo. vs. Peru State, 11/18/09
 42 Wyo. vs. UNLV, 1/31/00
 41 Wyo. vs. Denver Univ., 11/27/87
 40 Wyo. vs. Adams State, 1/2/10
 40 Wyo. vs. CU-Colorado Springs, 12/5/05
 40 Wyo. vs. Western State, 12/14/94
 39 Wyo. vs. Johnson & Wales, 11/22/08
 39 Wyo. vs. Tennessee State, 12/17/03
 39 Wyo. vs. Loyola Marymount (NIT), 3/17/86
 39 Wyo. vs. San Diego State, 2/13/86
 37 by UNLV, 1/31/00
 37 Wyo. vs. Texas-Pan American, 2/16/99
 37 Wyo. vs. TCU, 1/14/99
 37 Wyo. vs. Wisconsin-Green Bay, 12/2/83
 37 Wyo. vs. Fort Lewis, 1/7/84
 37 by Loyola Marymount (NIT), 3/17/86
 36 Wyo. vs. Hawaii, 2/29/96
 36 by Troy State, 12/14/91
 36 Wyo. vs. Alabama-Birmingham, 12/10/88
 35 Wyo. vs. Kean, 11/13/10
 35 Wyo. vs. Boise State, 11/21/09
 35 by Texas State, 11/26/08
 35 Wyo. vs. Denver, 12/6/06
 35 Wyo. vs. IPFW, 1/10/05
 35 Wyo. vs. Portland State, 12/29/01
 35 Wyo. vs. Utah, 2/28/00
 35 by North Texas, 1/8/00
 35 Wyo. vs. Alcorn St., 12/21/98
 35 Wyo. vs. San Diego State, 2/13/92
 35 Wyo. vs. South Dakota, 11/30/84
 35 Wyo. vs. Seattle-Pacific, 12/1/84



ARENA-AUDITORIUM RECORDS

FIELD GOALS ATTEMPTED

102 by Troy State, 12/14/91
 91 by Marshall, 12/21/92
 88 by Metro State, 12/01/90
 87 Wyo. vs. San Diego State, 2/23/91
 85 by Charlotte, 11/15/05
 83 by San Diego State, 1/21/02
 83 Wyo. vs. UNLV, 1/31/00
 83 Wyo. vs. Denver, 11/17/98
 83 Wyo. vs. New Mexico, 1/14/89
 82 by UNLV, 1/31/00
 82 by Marshall, 11/24/90
 81 by Hawaii, 2/24/94
 80 by UTEP, 2/11/93
 79 Wyo. vs. SMU, 1/16/99
 79 by Hawaii, 1/10/91
 78 by Texas State, 11/26/08
 78 Wyo. vs. San Diego State, 2/13/86
 77 by Western State, 12/16/08
 77 Wyo. vs. Alcorn State, 12/21/98
 77 by Missouri-St. Louis, 11/29/90
 76 Wyo. vs. Texas-Pan Am., 2/16/99
 76 Wyo. vs. SW Louisiana, 1/7/89
 75 by SMU, 12/22/05
 75 Wyo. vs. Utah, 2/28/00
 75 by Denver, 11/29/94
 74 Wyo. vs. New Mexico (ot), 1/5/08
 74 Wyo. vs. Nevada, 12/4/99
 74 Wyo. vs. Sam Houston State, 11/25/89
 74 by Utah (WAC), 3/6/86
 73 Wyo. vs. Adams State, 1/2/10
 73 by Arkansas-Pine Bluff, 11/26/07
 73 by Cal State Fullerton, 12/8/01
 73 by North Texas, 1/8/00
 73 by Hawaii, 1/9/93
 73 Wyo. vs. Memphis State, 12/16/90
 73 by Memphis State, 12/16/90

3-POINT FIELD GOALS MADE

16 by Texas State, 1/26/08
 14 by New Mexico (OT), 1/5/08
 13 by Air Force (ot), 1/16/08
 13 Wyo. vs. New Mexico (ot), 1/5/08
 13 Wyo. vs. Arkansas-Pine Bluff, 11/26/08
 13 by Colorado School of Mines, 11/29/06
 13 by Air Force, 1/28/02
 13 Wyo. vs. Fresno State, 1/27/96
 12 Wyo. vs. Western State, 12/16/08
 12 by Western State, 12/16/08
 11 by South Dakota State, 11/13/09
 11 by Utah, 2/7/09
 11 by Denver, 11/29/08
 11 Wyo. vs. CU-Colorado Springs, 11/10/07
 11 Wyo. vs. Montana, 11/15/06
 11 by CU-Colorado Springs, 12/5/05
 11 by Air Force, 2/15/05
 11 by Cal State Fullerton, 12/1/01
 11 Wyo. vs. Northwestern State, 11/19/99
 11 by Samford, 12/30/99
 11 Wyo. vs. BYU, 2/26/00
 11 by Denver, 12/5/92
 11 by Troy State, 12/14/91
 10 Wyo. vs. Colorado State, 1/6/10
 10 by South Dakota, 12/20/09
 10 by Monmouth vs. Pepperdine, 11/28/09
 10 Wyo. vs. Sacramento State, 12/20/08
 10 by Sacramento State, 12/20/08
 10 by UNLV, 2/23/08
 10 Wyo. vs. Portland State, 12/29/01
 10 by Boise State, 12/12/01
 10 Wyo. vs. SMU, 1/16/99
 10 Wyo. vs. Alcorn State, 12/21/98
 10 by Air Force, 1/25/96
 10 by Marshall, 12/21/92
 10 Wyo. vs. San Diego State, 2/13/92
 10 Wyo. vs. New Mexico, 2/9/91
 10 by Colorado State, 2/26/91
 10 by Marshall, 11/24/90
 9 Wyo. vs. TCU, 2/12/11
 9 Wyo. vs. Western State, 12/17/10
 9 Wyo. vs. Air Force, 3/2/10
 9 Wyo. vs. San Diego State, 1/9/10
 9 Wyo. vs. Adams State, 1/2/10
 9 by Akron, 12/30/09
 9 by Northeastern, 3/17/09

9 Wyo. vs. BYU, 1/17/05
 9 Wyo. vs. IPFW, 1/10/05
 9 by Princeton, 11/22/04
 9 by Texas-Arlington, 11/27/04
 9 by Utah, 1/15/05
 9 by New Mexico, 2/7/05
 9 Wyo. vs. San Diego State, 1/26/04
 9 Wyo. vs. Tennessee State, 12/17/03
 9 by Tennessee State, 12/17/03
 9 Wyo. vs. Colorado State, 2/22/03
 9 Wyo. vs. Indiana State, 12/19/01
 9 Wyo. vs. Samford, 12/30/99
 9 Wyo. vs. New Mexico, 1/13/00
 9 Wyo. vs. Utah, 2/28/00
 9 by BYU, 2/26/00
 9 Wyo. vs. Brigham Young, 2/14/98
 9 by Gonzaga, 3/11/98
 9 by Fresno State, 1/25/97
 9 Wyo. vs. UNLV, 2/27/97
 9 Wyo. vs. Hawaii, 2/29/96
 9 by Denver, 11/27/95
 9 Wyo. vs. Northern Colorado, 12/9/95
 9 Wyo. vs. Cincinnati, 12/17/94
 9 Wyo. vs. Colorado, 12/6/94
 9 Wyo. vs. Texas-El Paso, 2/16/95
 9 by Cincinnati, 12/17/94
 9 by Fresno State, 2/2/95
 9 Wyo. vs. Cal State Fullerton, 12/4/93
 9 by New Mexico, 1/22/94
 9 by New Mexico, 2/13/93
 9 Wyo. vs. Texas-El Paso, 2/27/92
 9 Wyo. vs. Utah, 1/25/92
 9 Wyo. vs. Alabama-Birmingham, 12/10/88
 9 by New Mexico, 2/9/91
 9 by Metro State, 12/1/90

3-POINT FIELD GOALS ATTEMPTED

59 by Troy State, 12/14/91
 38 by Western State, 12/16/08
 36 Wyo. vs. New Mexico (ot), 1/5/08
 35 by Missouri-St. Louis, 11/29/90
 34 by Johnson & Wales, 11/22/08
 34 Wyo. vs. UNLV, 2/27/97
 33 by Texas State, 11/26/08
 33 by Colorado, 12/8/07
 32 by Monmouth vs. Pepperdine, 11/28/09
 32 by Denver, 11/29/08
 32 Wyo. vs. SMU, 1/16/99
 32 Wyo. vs. San Diego State, 2/23/91
 31 by New Mexico (ot), 1/5/08
 31 by Colorado School of Mines, 11/29/06
 31 by Air Force, 2/5/05
 31 by Tennessee State, 12/17/03
 31 by Eastern Kentucky, 11/24/01
 31 by Samford, 12/30/99
 31 Wyo. vs. Northern Colorado, 12/9/95
 30 by Hampton vs. Pepperdine, 11/27/09
 30 by Charlotte, 11/15/05
 29 Wyo. vs. Western State, 12/17/10
 29 by Chadron State, 12/31/07
 29 Wyo. vs. CU-Colorado Springs, 11/10/07
 29 by CU-Colorado Springs, 11/10/07
 29 Wyo. vs. Indiana State, 12/19/01
 29 by Cal State Fullerton, 12/1/01
 29 Wyo. vs. TCU, 1/14/99
 29 by Southern Utah, 11/29/97
 29 by Metro State, 12/1/90
 28 Wyo. vs. Air Force, 2/23/11
 28 by Princeton, 11/22/04
 28 Wyo. vs. San Diego State, 3/1/03
 28 Wyo. vs. Iowa State, 12/16/95
 28 by Fresno State, 1/25/97
 28 by BYU, 2/3/94
 28 by Marshall, 12/21/92
 28 Wyo. vs. UTEP, 7/7/92
 27 by Utah, 1/15/11
 27 by Pepperdine, 11/29/09
 27 by Air Force (ot), 1/16/08
 27 by Fresno State, 1/27/96
 27 by Utah, 2/5/94
 27 by Colorado, 12/19/92
 27 Wyo. vs. New Mexico, 1/14/89
 27 by Northern Iowa, 12/14/90
 26 by UNLV, 2/18/09
 26 Wyo. vs. Arkansas-Pine Bluff, 11/26/07
 26 Wyo. vs. Weber State, 12/31/05

26 by Utah, 3/2/02
 26 by Air Force, 2/21/00
 26 Wyo. vs. Alcorn State, 12/21/98
 26 by Denver, 12/5/92
 25 Wyo. vs. Adams State, 1/2/10
 25 Wyo. vs. South Dakota, 12/20/09
 25 Wyo. vs. Sacramento State, 12/20/08
 25 by UNLV, 2/23/08
 25 by Colorado State, 1/26/08
 25 Wyo. vs. Chadron State, 12/31/07
 25 by Boise State, 11/11/06
 25 by CU-Colorado Springs, 12/5/05
 25 by Alaska-Anchorage, 12/22/01
 25 by Montana State, 12/15/01
 25 Wyo. vs. New Mexico, 1/13/00
 25 Wyo. vs. Utah, 2/28/00
 25 by UNLV, 1/31/00
 25 Wyo. vs. UTEP, 1/15/96
 25 Wyo. vs. Colorado, 12/6/94
 25 by Hawaii, 1/9/93
 25 Wyo. vs. UTEP, 2/28/90
 25 by Northwestern State, 12/9/89
 24 Wyo. vs. Colorado State, 1/6/10
 24 by Northeastern, 3/17/09
 24 Wyo. vs. BYU, 3/4/09
 24 by TCU, 2/21/09
 24 by Utah, 2/7/09
 24 Wyo. vs. Western State, 12/16/08
 24 Wyo. vs. Cal State Bakersfield, 2/6/08
 24 Wyo. vs. UNLV, 2/19/05
 24 by IPFW, 1/10/05
 24 Wyo. vs. Winthrop, 12/20/03
 24 by Utah, 2/16/04
 24 Wyo. vs. Prairie View A&M, 12/21/02
 24 by Air Force, 1/28/02
 24 Wyo. vs. Nevada, 12/4/99
 24 Wyo. vs. UNLV, 1/31/00
 24 Wyo. vs. Fresno State, 1/27/96
 24 by Cincinnati, 12/17/94
 24 by Marshall, 11/24/90
 24 Wyo. vs. Utah, 1/17/91
 24 Wyo. vs. Creighton, 11/22/96
 24 by BYU, 1/4/97

FREE THROWS MADE

44 Wyo. vs. Texas State, 11/26/08
 43 Wyo. vs. Savannah State, 1/8/03
 39 Wyo. vs. Marshall, 12/21/92
 38 Wyo. vs. Troy State, 12/14/91
 37 by Adams State, 1/2/10
 36 Wyo. vs. Pepperdine (ot), 11/29/09
 36 Wyo. vs. Drake, 1/2/89
 35 Wyo. vs. Texas A&M (NIT), 3/13/86
 35 Wyo. vs. Southern California, 12/9/85
 34 Wyo. vs. Adams State, 1/2/10
 34 Wyo. vs. Arkansas-Pine Bluff, 11/19/01
 34 Wyo. vs. Texas-El Paso, 2/4/88
 33 Wyo. vs. UNLV (ot), 1/10/07
 33 Wyo. vs. Denver, 11/29/94
 33 Wyo. vs. Southern Colorado, 2/15/85
 33 Wyo. vs. San Diego State (ot), 2/6/84
 32 Wyo. vs. Prairie View A&M, 11/19/08
 32 Wyo. vs. Boise State, 11/11/06
 32 Wyo. vs. UNC-Wilmington, 11/14/05
 32 Wyo. vs. Princeton, 11/22/04
 32 by San Diego, 12/28/04

FREE THROWS ATTEMPTED

62 Wyo. vs. Savannah State, 1/8/03
 56 Wyo. vs. Texas State, 11/26/08
 55 Wyo. vs. Marshall, 12/21/92
 54 Wyo. vs. Troy State, 12/14/91
 51 Wyo. vs. Pepperdine (ot), 11/29/09
 51 Wyo. vs. Utah, 1/18/86
 50 by Adams State, 1/2/10
 49 Wyo. vs. Adams State, 1/2/10
 49 Wyo. vs. UNC-Wilmington, 11/14/05
 49 by San Diego State, 2/23/91
 48 Wyo. vs. USC, 12/9/85
 47 Wyo. vs. Air Force, 1/29/98
 47 Wyo. vs. Sam Houston State, 11/30/91
 47 Wyo. vs. Drake, 1/2/89
 46 Wyo. vs. Denver, 11/29/94
 45 Wyo. vs. Princeton, 11/22/04
 45 Wyo. vs. San Diego State (ot), 2/6/84
 45 Wyo. vs. Texas A&M (NIT), 3/13/86
 45 Wyo. vs. Colorado, 12/14/88

140



INDIVIDUAL HIGH SCORER

Year	Player.....	No. Games	Pts.	Avg. No. Pts. per Game	Year	Player.....	No. Games	Pts.	Avg. No. Pts. per Game	Year	Player.....	No. Games	Pts.	Avg. No. Pts. per Game
1910	Oscar Prestegard	5	76	15.2	1944	No team because of WWII				1978	Doug Bessert	27	343	12.7
1915	Fulton Bellamy	2	42	21.0	1945	George Nostrand	17	169	9.9	1979	Charles Bradley	25	392	15.7
1916	Fulton Bellamy	1	20	20.0	1946	Milo Komenich	26	372	14.3	1980	Charles Bradley	24	459	19.1
1917	Harry Craig	5	73	14.6	1947	Jimmy Reese	28	327	11.7	1981	Charles Bradley	30	577	19.2
1918	Milward Simpson	5	58	11.6	1948	John Pilch	27	264	9.7	1982	Bill Garnett	30	544	18.1
1919	Bob Burns	9	*75	*8.3	1949	John Pilch	35	377	10.8	1983	Anthony Martin	29	377	13.0
1920	Bob Burns	10	*112	*11.2	1950	John Pilch	36	415	11.5	1984	Anthony Martin	30	436	14.5
1921	Robert Fiske	8	75	9.4	1951	George "Moe" Radovich	37	505	13.6	1985	Rodney Gowens	29	417	14.4
	Fred Layman	8	44	5.5	1952	George "Moe" Radovich	35	413	12.9	1986	Fennis Dembo	34	577	17.0
1922	William Smyth	11	85	7.7	1953	Bill Sharp	27	385	14.3	1987	Fennis Dembo	34	689	20.3
1923	Don Thompson	9	58	6.4	1954	Bill Sharp	28	346	12.3	1988	Fennis Dembo	32	653	20.4
	Royden Banta	9	51	5.7	1955	Harry Jorgensen	26	377	14.5	1989	Robyn Davis	30	586	19.5
1924	Bill Lester	7	50	7.1	1956	Joe Capua	26	637	24.5	1990	Reginald Slater	29	485	16.7
1925	Cyril Fox	12	55	4.6	1957	Tony Windis	26	457	19.0	1991	Reginald Slater	32	613	19.2
1926	O.B. "Oz" Koerfer	15	113	7.5	1958	Tony Windis	26	545	20.9	1992	Reginald Slater	29	518	17.9
1927	Don Harkins	13	145	11.2	1959	Tony Windis	19	463	24.3	1993	David Murray	28	384	13.7
1928	O.B. "Oz" Koerfer	21	167	8.0	1960	Terry Happel	24	413	17.2	1994	David Murray	28	474	16.9
1929	Bob Outsen	9	222	11.7	1961	Earl Nau	25	421	16.8	1995	LaDrell Whitehead	28	418	14.9
1930	Jim Jiacoletti	14	142	10.1	1962	Curt Jimerson	26	454	17.5	1996	LaDrell Whitehead	29	513	17.7
1931	Les Witte	23	274	11.9	1963	Flynn Robinson	26	682	26.5	1997	LaDrell Whitehead	18	390	21.7
1932	Les Witte	20	238	11.9	1964	Flynn Robinson	26	666	25.6	1998	Jeron Roberts	28	532	19.0
1933	Les Witte	23	234	10.2	1965	Flynn Robinson	26	**701	**27.0	1999	Ugo Udezue	28	575	20.5
1934	Les Witte	27	323	12.0	1966	Leon Clark	26	582	22.4	2000	Josh Davis	31	442	14.3
1935	Willard West	16	124	7.8	1967	Harry Hall	29	535	18.4	2001	Marcus Bailey	30	521	17.4
1936	Lew Young	19	194	10.2	1968	Harry Hall	27	542	20.1	2002	Marcus Bailey	31	453	14.6
1937	John Winterholler	14	115	8.2	1969	Carl Ashley	28	488	21.0	2003	Donta Richardson	32	578	18.1
1938	Lew Young	17	229	13.5	1970	Stan Dodds	26	539	20.7	2004	Jay Straight	27	424	15.7
1939	Lew Young	20	220	11.0	1971	Willie Roberson	24	482	20.1	2005	Jay Straight	28	505	18.0
1940	Willie Rothman	15	158	10.5	1972	Rod Penner	26	436	16.8	2006	Brandon Ewing	32	423	13.2
1941	Bill Strannigan	19	200	10.5	1973	Ron Crowell	26	313	12.0	2007	Brandon Ewing	32	616	19.9
1942	Milo Komenich	19	222	11.7	1974	Ron Crowell	26	460	17.7	2008	Brandon Ewing	30	517	17.2
1943	Milo Komenich	33	551	16.7	1975	Stan Boyer	26	405	15.6	2009	Brandon Ewing	33	612	18.5
	Kenny Sailors	33	496	15.0	1976	Pat Flanigin	27	341	12.6	2010	Desmar Jackson	31	366	11.8
	Jim Weir	33	332	10.1	1977	Joe Fazekas	26	350	13.5	2011	Desmar Jackson	31	438	14.6

Brandon Ewing is one of only two players in school history to lead the team in scoring four times. He joins Les Witte, who led the Pokes in scoring in 1931, 32, 33 and 34.



*Records by Robert H. Burns

The late Dr. Robert H. Burns, former head of the University of Wyoming's Wool Department, was a world renowned authority in his field. He was a star athlete at the University in the post World War I years, was the Cowboys' leading cage scorer in 1919 and 1920. He was not only an authority on Wyoming athletic records but an avid historian of the Rocky Mountain West.

**School Record

141



WYOMING'S NCAA APPEARANCES

Wyoming's NCAA Record: 9-19, One National Championship in 1943

2002 — FIRST ROUND:

WYOMING 73, Gonzaga 66
March 14, The Pit
Albuquerque, N.M.

SECOND ROUND:

Arizona 68, WYOMING 60
March 16, The Pit
Albuquerque, N.M.

1988 — FIRST ROUND:

Loyola-Marymount 119, WYOMING 115
March 17, Special Events Center
Salt Lake City, Utah

1987 — FIRST ROUND:

WYOMING 64, Virginia 60
March 12, Special Events Center
Salt Lake City, Utah

SECOND ROUND:

WYOMING 78, UCLA 68
March 14, Special Events Center
Salt Lake City, Utah

REGIONAL SEMIFINAL:

UNLV 92, WYOMING 78
March 20, Kingdome
Seattle, Wash.

1982 — FIRST ROUND:

WYOMING 61, Southern Cal 58
March 11, The Spectrum
Logan, Utah

SECOND ROUND:

Georgetown 51, WYOMING 43
March 13, The Spectrum
Logan, Utah

1981 — FIRST ROUND:

WYOMING 78, Howard 43
March 12, UCLA Pauley Pavilion
Los Angeles, Calif.

SECOND ROUND:

Illinois 67, WYOMING 65
March 14, UCLA Pauley Pavilion
Los Angeles, Calif.

1967 — FIRST ROUND:

UCLA 109, WYOMING 60
March 17
Berkeley, Calif.

CONSOLATION ROUND:

UTEP 69, WYOMING 67
March 18
Berkeley, Calif.

1958 — FIRST ROUND:

Seattle 88, WYOMING 51
Berkeley, Calif.

1953 — FIRST ROUND:

Santa Clara 67, WYOMING 52
March 13
Corvallis, Ore.

CONSOLATION ROUND:

Seattle 80, WYOMING 64
March 14
Corvallis, Ore.

WYOMING LEADERS

SCORING: Uche Nsonwu-Amadi.....14
REBOUNDING: Josh Davis.....14

SCORING: Josh Davis17
 Marcus Bailey17
REBOUNDING: Josh Davis.....11

SCORING: Eric Leckner23
REBOUNDING: Willie Jones10

SCORING: Eric Leckner22
REBOUNDING: Fennis Dembo.....9

SCORING: Fennis Dembo41
 Eric Leckner.....20
REBOUNDING: Eric Lecker14

SCORING: Fennis Dembo27
 Eric Leckner.....18
REBOUNDING: Fennis Dembo.....9

SCORING: Chris Engler17
 Mark Wrapp.....17
REBOUNDING: Chris Engler.....9
 Mark Wrapp.....9

SCORING: Chris Engler14
 Mike Jackson.....11
REBOUNDING: Chris Engler.....5

SCORING: Charles Bradley20
 Bill Garnett.....18
REBOUNDING: Kenneth Ollie.....10
 Bill Garnett.....8

SCORING: Charles Bradley25
 Bill Garnett.....15
REBOUNDING: Greg Thesenvitz4

SCORING: Tom Asbury.....20
 Harry Hall.....19

SCORING: Harry Hall21
 Mike Eberle.....13
 Cliff Nelson13
REBOUNDING: Gary Van Krosigk.....9
 Mike Eberle.....8

SCORING: John Bertolero22
 Donald Hatten12

SCORING: Bill Sharp.....23
 Harry Jorgensen13

SCORING: Harry Jorgensen17
 Jim Mulvehall14

OPPONENT LEADERS

Dan Dickau..... 26
Zach Gourde 10

Luke Walton..... 21
Channing Frye 11

Bo Kimble..... 29
Hank Gathers 12

Drew Kennedy..... 14
Drew Kennedy..... 9

Reggie Miller 24
Reggie Miller 9

Armon Gilliam..... 38
Armon Gilliam..... 13

Dwight Anderson..... 22
Ken Johnson..... 6

Eric Smith 13
Sleepy Floyd 11
Patrick Ewing..... 5

Rattif 15
Rattif 9

Johnson..... 19
Smith 14
Smith 8
Johnson 7

Lew Alcindor..... 29

David Lattin 29

Dick Meyers..... 10

Elgin Baylor..... 26

Johnny O'Brien..... 30

142



WYOMING'S NCAA APPEARANCES

1952 — FIRST ROUND:

WYOMING 54, Oklahoma City 48
March 21
Corvallis, Ore.

SECOND ROUND:

Santa Clara 56, WYOMING 53
March 22
Corvallis, Ore.

1949 — FIRST ROUND:

Oklahoma State 40, WYOMING 39
March 18
Kansas City, Mo.

CONSOLATION ROUND:

Arkansas 61, WYOMING 48
March 19
Kansas City, Mo.

1948 — FIRST ROUND:

Kansas State 58, WYOMING 48
March 19
Kansas City, Mo.

CONSOLATION ROUND:

Washington 57, WYOMING 47
March 20
Kansas City, Mo.

1947 — FIRST ROUND:

Texas 42, WYOMING 40
March 21
Kansas City, Mo.

CONSOLATION ROUND:

Oregon State 63, WYOMING 46
March 22
Kansas City, Mo.

1943 — FIRST ROUND:

WYOMING 53, Oklahoma 50
March 26
Kansas City, Mo.

SEMIFINALS:

WYOMING 58, Texas 54
March 27
Kansas City, Mo.

CHAMPIONSHIP GAME:

WYOMING 46, Georgetown 34
March 30, Madison Square Garden
New York, N.Y.

1941 — FIRST ROUND:

Arkansas 52, WYOMING 40
Kansas City, Mo.

CONSOLATION ROUND:

Creighton 45, WYOMING 44
Kansas City, Mo.

WYOMING LEADERS

SCORING: Moe Radovich.....13
Ron Rivers11

SCORING: Moe Radovich.....18
Leroy Esau.....13

SCORING: John Pilch.....13
Keith Boom.....9

SCORING: Mark Peyton.....16
John Pilch12

SCORING: Mark Peyton.....20
Loy Doty11

SCORING: John Pilch.....24
Loy Doty13

SCORING: Floyd Volker.....11
Jimmie Reese.....10

SCORING: Jimmie Reese17
Floyd Volker12

SCORING: Milo Komenich22
Jimmy Weir.....14

SCORING: Milo Komenich17
Jimmy Weir.....13

SCORING: Kenny Sailors16
Milo Komenich.....9

SCORING: No Statistics Available

SCORING: No Statistics Available

OPPONENT LEADERS

Don Penwell..... 18

Ken Sears..... 15

Shelton 15

Horton..... 16

Shannon 14

Nichols..... 22

Langdon 11

Beck 18

Reich 17

Hargis 29

Several with 6

143



WYOMING IN CONFERENCE TOURNAMENTS

Wyoming's MW Tournament Record: 7-12

2011 — FIRST ROUND:
TCU 70, WYOMING 61
March 9, Thomas & Mack Center
Las Vegas, Nevada

2010 — FIRST ROUND:
Air Force 59, WYOMING 40
March 10, Thomas & Mack Center
Las Vegas, Nevada

2009 — FIRST ROUND:
WYOMING 75, New Mexico 67
March 12, Thomas & Mack Center
Las Vegas, Nevada

SEMIFINALS:
Utah 68, WYOMING 55
March 13, Thomas & Mack Center
Las Vegas, Nevada

2008 — FIRST ROUND:
Colorado State 68, WYOMING 63
March 5, Thomas & Mack Center
Las Vegas, Nevada

2007 — FIRST ROUND:
WYOMING 67, Air Force 62
March 8, Thomas & Mack Center
Las Vegas, Nevada

SEMIFINALS:
Brigham Young 96, WYOMING 84
March 9, Thomas & Mack Center
Las Vegas, Nevada

2006 — FIRST ROUND:
WYOMING 57, Air Force 55
March 9, Pepsi Center
Denver, Colorado

SEMIFINALS:
WYOMING 60, Utah 47
March 10, Pepsi Center
Denver, Colorado

CHAMPIONSHIP GAME:
San Diego State 69, WYOMING 64 (1ot)
March 11, Pepsi Center
Denver, Colorado

2005 — FIRST ROUND:
UNLV 70, WYOMING 63
March 10, Pepsi Center
Denver, Colorado

2004 — FIRST ROUND:
Brigham Young 79, WYOMING 74
March 11, Pepsi Center
Denver, Colorado

2003 — FIRST ROUND:
Colorado State 74, WYOMING 71
March 13, Thomas & Mack Center
Las Vegas, Nevada

2002 — FIRST ROUND:
WYOMING 69, Air Force 67 (ot)
March 7, Thomas & Mack Center
Las Vegas, Nevada

SEMIFINALS:
San Diego State 70, WYOMING 69
March 8, Thomas & Mack Center
Las Vegas, Nevada

2001 — FIRST ROUND:
WYOMING 73, San Diego State 58
March 8, Thomas & Mack Center
Las Vegas, Nevada

SEMIFINALS:
Brigham Young 77, WYOMING 66
March 9, Thomas & Mack Center
Las Vegas, Nevada

WYOMING LEADERS
SCORING: Francisco Cruz14
REBOUNDING: Adam Waddell8

WYOMING LEADERS
SCORING: Desmar Jackson18
REBOUNDING: Djibril Thiam5
Desmar Jackson5

SCORING: Brandon Ewing20
REBOUNDING: Afam Muojeke8

SCORING: Brandon Ewing13
REBOUNDING: Tyson Johnson6
Djibril Thiam6

SCORING: Brandon Ewing29
REBOUNDING: Ryan Dermody9

SCORING: Brad Jones29
REBOUNDING: James Spencer8

SCORING: Brandon Ewing23
REBOUNDING: Joseph Taylor11

SCORING: Steve Leven20
REBOUNDING: Brad Jones11

SCORING: Brad Jones20
REBOUNDING: Justin Williams15

SCORING: Brandon Ewing22
REBOUNDING: Justin Williams16

SCORING: Dion Sherrell18
REBOUNDING: Alex Dunn15

SCORING: Mikel Watson21
REBOUNDING: Alex Dunn8

SCORING: Uche Nsonwu-Amadi20
REBOUNDING: Joe Ries9

SCORING: Marcus Bailey29
REBOUNDING: Josh Davis11

SCORING: Marcus Bailey31
REBOUNDING: Josh Davis8

SCORING: Josh Davis20
REBOUNDING: Josh Davis14

SCORING: Brett McFall19
REBOUNDING: Josh Davis8

OPPONENT LEADERS
Greg Hill18
J.R. Cadot13

OPPONENT LEADERS
Grant Parker15
Michael Lyons5

Dairese Gary20
Roman Martinez6

Luke Nevill23
Luke Nevill15

Marcus Walker22
Flynn Clayman7

Andrew Henke16
Jacob Burtschi9

Trent Plaisted27
Keena Young10
Trent Plaisted10

Antoine Hood16
Antoine Hood6

Luke Nevill17
Luke Nevill9

Brandon Heath22
Marcus Slaughter13

Ricky Morgan22
Odartey Blankson10

Luiz Lemes18
Rafael Araujo14

Matt Nelson25
Brian Greene6

Tom Bellairs20
Joel Genlach6
Lamont Yazzie6

Al Faux20
Randy Holcomb7
Deandre Moore7
Aerick Sanders7

Holcomb24
Correa7

Lyday32
Cooper7



WYOMING IN CONFERENCE TOURNAMENTS

2000 — FIRST ROUND:

WYOMING 74, Colorado State 68
March 9, Thomas & Mack Center
Las Vegas, Nevada

SEMIFINALS:

UNLV 97, WYOMING 92
March 10, Thomas & Mack Center
Las Vegas, Nevada

WYOMING LEADERS

SCORING: LeDarion Jones18
REBOUNDING: Marcus Bailey8

OPPONENT LEADERS

Ceedric Goodwyn20
Ceedric Goodwyn8

SCORING: LeDarion Jones27
REBOUNDING: LeDarion Jones10

Dalron Johnson23
Dalron Johnson8

Wyoming's WAC Tournament Record: 10-13, Two WAC Tournament Championships in 1987 and 1988.

1998 — FIRST ROUND

San Diego State 60, WYOMING 57 (OT)
March 3, Thomas & Mack Center
Las Vegas, Nevada

SCORING: Jeron Roberts16
REBOUNDING: Jeff Allen10

Jason Richey20
Roy Kruiswyk11

1997 — FIRST ROUND:

TCU 72, WYOMING 61
March 4, Thomas & Mack Center
Las Vegas, Nevada

SCORING: HL Coleman20
REBOUNDING: HL Coleman15

Mike Jones25
Dennis Davis8

1996 — FIRST ROUND:

Fresno State 91, WYOMING 82
March 7, The Pit
Albuquerque, New Mexico

SCORING: LaDrell Whitehead33
REBOUNDING: Chris Haslam15

Kendric Brooks24
Darnell McCulloch11

1995 — FIRST ROUND:

New Mexico 63, WYOMING 56
March 9, The Pit
Albuquerque, New Mexico

SCORING: Theo Ratliff14
REBOUNDING: Theo Ratliff11

Marlow White18
Marlow White9
Charles Smith9

1994 — FIRST ROUND:

San Diego State 54, WYOMING 51
March 9, The Delta Center
Salt Lake City, Utah

SCORING: Theo Ratliff22
REBOUNDING: Theo Ratliff19

Carlus Groves16
Carlus Groves10

1993 — FIRST ROUND:

San Diego State 59, WYOMING 57
March 10, The Delta Center
Salt Lake City, Utah

SCORING: Brian Rewers15
REBOUNDING: Rick Henry10

Courtie Miller14
Chris Walters14
Keith Balzer6
Berry Randle6

1992 — FIRST ROUND:

New Mexico 89, WYOMING 83
March 12, Moby Arena
Ft. Collins, Colorado

SCORING: Reginald Slater25
REBOUNDING: Reginald Slater13

Willie Banks24
Lewis LaMar8

1991 — FIRST ROUND:

WYOMING 71, UTEP 67
March 7, Arena-Auditorium
Laramie, Wyoming

SCORING: Reginald Slater16
Paris Bryant16
REBOUNDING: Reginald Slater12

Martin McCall19
Von Bennett9

SEMIFINALS:

Utah 69, WYOMING 63
March 8, Arena-Auditorium
Laramie, Wyoming

SCORING: Maurice Alexander13
Tim Breaux13
REBOUNDING: Reginald Slater8

Josh Grant13
Josh Grant10

1990 — FIRST ROUND:

Hawaii 66, WYOMING 63
March 8, Special Events Center
El Paso, Texas

SCORING: Reginald Slater24
REBOUNDING: Reginald Slater14

Terry Houston17
Terry Houston11

1989 — FIRST ROUND:

Texas-El Paso 88, WYOMING 81 (2 ot)
March 10, Special Events Center
Salt Lake City, Utah

SCORING: Robyn Davis23
REBOUNDING: Clauzell Williams11

Prince Stewart25
Antonio Davis11

1988 — FIRST ROUND:

WYOMING 83, San Diego State 76
March 10, The Marriott Center
Provo, Utah

SCORING: Reggie Fox19
REBOUNDING: Fennis Dembo6

Mitch McMullen24
Rodney Hawkins8

SEMIFINALS:

WYOMING 60, Colorado State 58
March 11, The Marriott Center
Provo, Utah

SCORING: Fennis Dembo24
REBOUNDING: Eric Leckner9

David Turcotte20
Barry Bailey6

CHAMPIONSHIP GAME:

WYOMING 79, Texas-El Paso 75
March 12, The Marriott Center
Provo, Utah

SCORING: Eric Leckner22
REBOUNDING: Eric Leckner10

Tim Hardaway21
Tim Hardaway6



WYOMING IN CONFERENCE TOURNAMENTS

1987 — FIRST ROUND:
WYOMING 56, Utah 54
March 5, The Pit
Albuquerque, New Mexico

SEMIFINALS:
WYOMING 77, UTEP 74
March 6, The Pit
Albuquerque, New Mexico

CHAMPIONSHIP GAME:
WYOMING 64, New Mexico 62
March 7, The Pit
Albuquerque, New Mexico

1986 — FIRST ROUND:
WYOMING 67, Air Force 65
March 6, Arena-Auditorium
Laramie, Wyoming

SEMIFINALS:
WYOMING 56, New Mexico 54
March 7, Arena-Auditorium
Laramie, Wyoming

CHAMPIONSHIP GAME:
UTEP 65, WYOMING 64
March 8, Arena-Auditorium
Laramie, Wyoming

1985 — FIRST ROUND:
Utah 61, WYOMING 60
March 4, Special Events Center
Salt Lake City, Utah

1984 — FIRST ROUND:
WYOMING 40, Colorado State 36
March 7, Arena-Auditorium
Laramie, Wyoming

SEMIFINALS:
UTEP 62, WYOMING 55
March 9, Special Events Center
El Paso, Texas

WYOMING LEADERS
SCORING: Fennis Dembo21
REBOUNDING: Jon Sommers.....6

SCORING: Reggie Fox.....24
REBOUNDING: Eric Leckner9

SCORING: Eric Leckner27
REBOUNDING: Eric Leckner10

SCORING: Eric Leckner31
REBOUNDING: Jon Sommers.....5

SCORING: Fennis Dembo26
REBOUNDING: Eric Leckner8

SCORING: Fennis Dembo28
REBOUNDING: Eric Lecker11

SCORING: Fennis Dembo18
REBOUNDING: Jamal Hosey6
Rod Gowens.....6

SCORING: Tony Martin13
Troy Washpun.....13
REBOUNDING: Tony Martin.....5
Troy Washpun.....5
Rodney Gowen5

SCORING: Tony Martin20
REBOUNDING: Rodney Gowens.....11

OPPONENT LEADERS
Mitch Smith 18
Jimmy Madison 11

Jeep Jackson 20
Chris Sandle 8

Rob Loeffel 25
Rob Loeffel 8

Maurice McDonald 20
Maurice McDonald 11

Johnny Brown..... 23
Johnny Brown..... 10

Dave Feitl 19
Juden Smith 6

Jerry Stroman..... 16
Manny Hendrix 16
Albert Springs..... 9

Rich Strong..... 11

Rich Strong..... 4
John Dudley..... 4

Luster Goodwin 16
Juden Smith 11

2002 MW Tournament First Round against Air Force

Marcus Bailey hits a three-pointer to tie the game with :04 seconds remaining. The Cowboys went on to win 69-67 in overtime.





WYOMING'S NIT APPEARANCES

Wyoming's NIT Record: 7-8, Highest finish was second in 1986.

2003 —	FIRST ROUND: WYOMING 78, Eastern Washington 71 March 20, Arena-Auditorium, Laramie, Wyoming	WYOMING LEADERS SCORING: Donta Richardson24 REBOUNDING: Uche Nsonwu-Amadi12	OPPONENT LEADERS Chris Hester 19 Marc Axton 5 Brendon Merritt 5
	SECOND ROUND: North Carolina, 90, WYOMING 74 March 24, Dean Smith Center, Chapel Hill, NC	SCORING: Donta Richardson20 REBOUNDING: Uche Nsonwu-Amadi8	Rashad McCants 20 Melvin Scott 20 David Noel 7
2001 —	FIRST ROUND: Pepperdine 72, WYOMING 69 March 14, Arena-Auditorium, Laramie, Wyoming	SCORING: Josh Davis17 REBOUNDING: Uche Nsonwu-Amadi11	Armstrong 29 Gibbs 10
	SECOND ROUND: Oregon 93, WYOMING 72 March 15, McArthur Court Eugene, Oregon	SCORING: Ugo Udezue28 REBOUNDING: Josh Davis7	Jeff Trepagnier 24 Jeff Trepagnier 17
1999 —	FIRST ROUND: WYOMING 81, USC 77 March 10, Arena-Auditorium, Laramie, Wyoming	SCORING: Anthony Blakes17 REBOUNDING: Anthony Blakes6 Chris McMillian6	A.D. Smith22 A.D. Smith13
	SECOND ROUND: Oregon 93, WYOMING 72 March 15, McArthur Court Eugene, Oregon	SCORING: Anthony Blakes17 REBOUNDING: Anthony Blakes6 Chris McMillian6	A.D. Smith22 A.D. Smith13
1998 —	FIRST ROUND: Gonzaga 69, WYOMING 55 March 11, Arena-Auditorium, Laramie, Wyoming	SCORING: Jeron Roberts15 REBOUNDING: Jeron Roberts8	Bakari Hendrix 19 Bakari Hendrix 9
	SECOND ROUND: Oregon 93, WYOMING 72 March 15, McArthur Court Eugene, Oregon	SCORING: Jeron Roberts15 REBOUNDING: Jeron Roberts8	Bakari Hendrix 19 Bakari Hendrix 9
1991 —	FIRST ROUND: WYOMING 63, Butler 61 March 15, Arena-Auditorium Laramie, Wyoming	SCORING: Reginald Slater27 REBOUNDING: Reginald Slater8 Travis Butler8	Darin Archbold 16 J.P. Brens 8
	SECOND ROUND: Colorado 83, WYOMING 75 March 18, Coors Events Center, Boulder, Colorado	SCORING: Reginald Slater24 REBOUNDING: Maurice Alexander6	Stevie Wise21 Shaun Vandiver8
1986 —	FIRST ROUND: WYOMING 79, Texas A&M 70 March 13, Arena-Auditorium Laramie, Wyoming	SCORING: Les Bolden23 Fennis Dembo23 REBOUNDING: Jon Sommers8	Don Marbury22 Jimmy Gilbert12
	SECOND ROUND: WYOMING 99, Loyola-Marymount 90 March 17, Arena-Auditorium, Laramie, Wyoming	SCORING: Fennis Dembo24 REBOUNDING: Fennis Dembo10	Mike Yoest25 Mike Yoest8
THIRD ROUND:	WYOMING 62, Clemson 57 March 20, Arena-Auditorium, Laramie, Wyoming	SCORING: Fennis Dembo19 REBOUNDING: Fennis Dembo16	Grayson Marshall19 Horace Grant9
	SEMIFINALS: WYOMING 67, Florida 58 March 24, Madison Square Garden New York, New York	SCORING: Fennis Dembo23 REBOUNDING: Eric Leckner12	Kenny McClary13 Kenny McClary10
CHAMPIONSHIP GAME:	Ohio State 73, WYOMING 63 March 26, Madison Square Garden New York, New York	SCORING: Fennis Dembo27 REBOUNDING: Jon Sommers9	Dennis Hopson26 Brad Sellers12
	FIRST ROUND: Army 51, WYOMING 49 March 16, Madison Square Garden New York, New York	SCORING: Stan Dodds12 REBOUNDING: Stan Dodds10	Dick Simmons14 Mike Gyovai10
1969 —	FIRST ROUND: Villanova 77, WYOMING 66 March 16, Madison Square Garden New York, New York	SCORING: Mike Eberle16 REBOUNDING: Carl Ashley11	Johnny Jones38 Joseph Crews9
	FIRST ROUND: Villanova 77, WYOMING 66 March 16, Madison Square Garden New York, New York	SCORING: Mike Eberle16 REBOUNDING: Carl Ashley11	Johnny Jones38 Joseph Crews9

WYOMING'S CBI APPEARANCES

Wyoming's CBI Record: 0-1

2009 —	FIRST ROUND: Northeastern 64, WYOMING 62 March 17, Arena-Auditorium, Laramie, Wyoming	WYOMING LEADERS SCORING: Brandon Ewing22 REBOUNDING: Tyson Johnson7 Adam Waddell5	OPPONENT LEADERS Matt Janning 20 Nkem Ojougbo 9



UNIVERSITY OF WYOMING COWBOY BASKETBALL

1,000-POINT SCORERS



FENNIS DEMBO (1985-88)

#34 • Guard/Forward

6-5 • 215 • San Antonio, Texas (Fox Tech High School)

	G/GS	MIN/AVG	FG-FGA/FG%	3-PT/FG%	FT-FTA/FT%	OR	DR	TOT REB	REB AVG	A	TO	BL	ST	TOT PTS	PTS AVG
'84-'85	29	1064/36.7	151-309/.489		90-130/.692			212	7.3	88		36	25	392	13.5
'85-'86	34	1169/34.4	227-420/.540		123-161/.764			229	6.7	125		20	50	577	17.0
'86-'87	34	1236/36.4	240-469/.512	78-184/.424	131-171/.766			282	8.3	96		17	50	689	20.3
'87-'88	32	1076/33.6	205-430/.477	65-177/.367	178-216/.824	----	----	231	7.2	101	---	7	29	653	20.4
Totals	129	3677/30.4	823-1628/.506	143-361/.396	522-678/.770			954	7.4	410		80	154	2311	17.9




BRANDON EWING (2006-09)

#23 • Guard

6-2 • 190 • Chicago, Ill. (Julian High School)

	G/GS	MIN/AVG	FG-FGA/FG%	3-PT/FG%	FT-FTA/FT%	OR	DR	TOT REB	REB AVG	A	TO	BL	ST	TOT PTS	PTS AVG
'05-'06	32/32	1128/35.2	126- 292/.432	34-113/.301	137-173/.792	21	90	111	3.5	89	71	1	50	423	13.2
'06-'07	31/31	1146/37.0	186- 423/.440	50-167/.299	194-241/.805	24	76	100	3.2	95	83	2	41	616	19.9
'07-'08	30/30	1140/38.0	162- 376/.431	60-168/.357	133-161/.826	18	89	107	3.6	121	103	3	38	517	17.2
'08-'09	33/32	1264/38.3	165- 373/.442	49-146/.336	233-280/.832	15	95	110	3.3	166	88	5	32	612	18.5
Totals	126/125	4678/37.1	639-1464/.436	193-594/.325	697-855/.815	78	350	428	3.4	471	345	11	161	2168	17.2



FLYNN ROBINSON (1963-65)

#30/31 • Guard

6-1 • 190 • Elgin, Ill. (Elgin High School)

	G/GS	MIN/AVG	FG-FGA/FG%	3-PT/FG%	FT-FTA/FT%	OR	DR	TOT REB	REB AVG	A	TO	BL	ST	TOT PTS	PTS AVG
'62-'63	26	---	255-615/.415	---	172-204/.843			178	6.8	---				682	26.2
'63-'64	26	---	242-558/.434	---	182-215/.847			112	4.3	---				666	25.6
'64-'65	26	---	267-597/.447	---	167-199/.839	---	---	134	5.2	---	---	---	---	701	27.0
Totals	78	---	764-1770/.432	---	521-618/.843			424	5.4	---				2049	26.3



ERIC LECKNER (1985-88)

#43 • Center

6-11 • 270 • Manhattan Beach, Calif. (Mira Costa High School)

	G/GS	MIN/AVG	FG-FGA/FG%	3-PT/FG%	FT-FTA/FT%	OR	DR	TOT REB	REB AVG	A	TO	BL	ST	TOT PTS	PTS AVG
'84-'85	29	600/20.7	98-168/.583		48-78/.615			112	3.9	7		29	4	244	8.4
'85-'86	36	1113/30.9	228-392/.582		112-183/.612			207	5.8	17		46	14	568	15.8
'86-'87	34	1123/33.0	246-390/.631	0-0/----	142-201/.706			245	7.2	16		46	14	634	18.6
'87-'88	32	972/30.4	181-281/.644	0-0/----	130-172/.756	----	----	210	6.6	14	---	43	29	492	15.4
Totals	131	3808/29.1	753-1231/.612	0-0/----	432-634/.681			774	5.9	54		164	61	1938	14.8

148



UNIVERSITY OF WYOMING COWBOY BASKETBALL

1,000-POINT SCORERS



REGINALD SLATER (1989-92)

#50 • Forward

6-7 • 250 • Houston, Texas (Kashmere High School)

	G/GS	MIN/AVG	FG-FGA/FG%	3-PT/FG%	FT-FTA/FT%	OR	DR	TOT REB	REB AVG	A	TO	BL	ST	TOT PTS	PTS AVG
'88-'89	31/13	703/22.7	66-117/.564	0-1/.000	61-102/.598	90	121	211	6.8	6	39	16	19	193	6.2
'89-'90	29/27	977/33.7	170-294/.578	0-0/----	145-198/.732	116	212	328	11.3	29	68	24	27	485	16.7
'90-'91	32/32	1141/35.7	224-370/.605	0-0/----	165-217/.760	116	215	331	10.3	39	94	37	30	613	19.2
'91-'92	29/29	1049/36.2	184-320/.575	0-0/----	150-210/.714	108	219	327	11.3	57	94	23	14	518	17.9
Totals	121/101	3870/32.0	644-1101/.585	105-293/.358	521-727/.717	430	767	1197	9.9	131	295	100	90	1809	15.0




CHARLES BRADLEY (1978-81)

#30 • Guard

6-5 • 215 • Edgewood, Md. (Edgewood High School)

	G/GS	MIN/AVG	FG-FGA/FG%	3-PT/FG%	FT-FTA/FT%	OR	DR	TOT REB	REB AVG	A	TO	BL	ST	TOT PTS	PTS AVG
'77-'78	23	541/23.5	121-258/.469		74- 99/.747			143	6.2	35				316	13.7
'78-'79	25	841/33.6	142-260/.546		108-176/.614			118	4.7	65				392	15.7
'79-'80	32	812/25.4	164-294/.558		131-218/.601			111	4.6	39				459	19.1
'80-'81	30	1078/35.9	225-411/.547	---	127-203/.626	---	---	135	4.5	76	---	---	---	577	19.2
Totals	110	3272/29.7	652-1223/.533		440-696/.632			507	4.6	215				1744	15.9

149



JERON ROBERTS (1995-98)

#35 • Guard/Forward

6-3 • 214 • Covina, Calif. (Charter Oak High School)

	G/GS	MIN/AVG	FG-FGA/FG%	3-PT/FG%	FT-FTA/FT%	OR	DR	TOT REB	REB AVG	A	TO	BL	ST	TOT PTS	PTS AVG
'94-'95	27/12	565/20.9	48-123/.390	8- 36/.222	48- 76/.632	23	50	73	2.7	43	38	3	15	152	5.6
'95-'96	29/29	974/33.6	156-348/.448	39-118/.331	150-203/.739	22	60	82	2.8	61	62	5	39	501	17.3
'96-'97	28/20	956/34.1	126-333/.378	53-160/.331	109-149/.732	35	91	126	4.5	59	61	5	28	414	14.8
'97-'98	28/28	1003/35.8	150-366/.410	32-102/.314	200-250/.800	50	114	164	5.9	47	89	6	22	532	19.0
Totals	112/89	3498/31.2	480-1170/.410	132-416/.317	507-678/.748	130	315	445	4.0	210	250	19	104	1599	14.3



CARL ASHLEY (1968-70)

#55 • Center


6-6 • 195 • Denver, Colo. (Manual High School)

	G/GS	MIN/AVG	FG-FGA/FG%	3-PT/FG%	FT-FTA/FT%	OR	DR	TOT REB	REB AVG	A	TO	BL	ST	TOT PTS	PTS AVG
'67-'68	27	---	182-407/.447	---	113-163/.693			278	10.3	---				477	17.7
'68-'69	28	---	226-506/.447	---	136-195/.697			268	9.6	---				588	21.0
'69-'70	25	---	197-467/.422	---	139-206/.675			272	10.9	---				533	21.3
Totals	80	---	605-1380/.438	---	388-564/.688			818	10.2	---				1598	20.0



UNIVERSITY OF WYOMING COWBOY BASKETBALL

1,000-POINT SCORERS



HARRY HALL (1967-69)

#22 • Guard

6-2 • 180 • Harvey, Ill. (Thornton High School)

	G/GS	MIN/AVG	FG-FGA/FG%	3-PT/FG%	FT-FTA/FT%	OR	DR	TOT REB	REB AVG	A	TO	BL	ST	TOT PTS	PTS AVG
'66-'67	29	---	188-444/.423	---	159-211/.754			222	7.7	---				535	18.4
'67-'68	27	---	192-438/.438	---	158-225/.702			147	5.4	---				542	20.1
'68-'69	27	---	182-432/.421	---	154-235/.655			181	6.7	---				518	19.2
Totals	83	---	562-1314/.428	---	471-671/.702			550	6.6	---				1595	19.2



BILL GARNETT (1979-82)

#44 • Forward

6-9 • 225 • Denver, Colo. (Regis High School)

	G/GS	MIN/AVG	FG-FGA/FG%	3-PT/FG%	FT-FTA/FT%	OR	DR	TOT REB	REB AVG	A	TO	BL	ST	TOT PTS	PTS AVG
'78-'79	27	818/30.3	86-162/.531		79-116/.681			183	6.8	45				251	9.3
'79-'80	28	992/35.4	144-268/.537		88-113/.779			212	7.6	42				376	13.4
'80-'81	30	1051/35.0	154-306/.503		115-142/.810			203	6.8	54				423	14.1
'81-'82	30	1093/36.4	190-312/.609	---	164-208/.788	---	---	242	8.1	72	---	---	---	544	18.1
Totals	115	3954/34.4	574-1048/.548		446-579/.770			840	7.3	213				1594	13.9



JAY STRAIGHT (2002-05)

#3 • Guard

5-11 • 178 • Chicago, Ill. (Dunbar High School)

	G/GS	MIN/AVG	FG-FGA/FG%	3-PT/FG%	FT-FTA/FT%	OR	DR	TOT REB	REB AVG	A	TO	BL	ST	TOT PTS	PTS AVG
'01-'02	31/27	867/28.0	89-225/.396	25- 86/.291	82-113/.726	15	59	74	2.4	103	77	1	16	285	9.2
'02-'03	32/32	957/29.9	88-245/.359	37-107/.346	123-163/.755	21	64	85	2.7	99	84	0	30	336	10.5
'03-'04	27/23	843/31.2	138-328/.421	49-147/.333	99-130/.762	24	67	91	3.4	103	92	0	38	424	15.7
'04-'05	28/28	1109/39.6	167-413/.404	58-162/.358	113-150/.753	25	83	108	3.9	148	118	1	42	505	18.0
Totals	118/110	3776/32.0	482-1211/.398	169-502/.337	417-556/.750	85	273	358	3.0	453	371	2	126	1550	13.1



TIM BREAU (1982-92)

#34 • Guard/Forward


6-7 • 215 • Zachary, La. (Zachary High School)

	G/GS	MIN/AVG	FG-FGA/FG%	3-PT/FG%	FT-FTA/FT%	OR	DR	TOT REB	REB AVG	A	TO	BL	ST	TOT PTS	PTS AVG
'88-'89	31/15	809/26.1	93-200/.465	19-52/.365	64-99/.647	48	60	108	3.5	24	51	7	23	269	8.7
'89-'90	29/28	868/30.0	133-330/.403	42-115/.365	63-101/.624	50	66	116	4.0	55	58	4	20	371	12.8
'90-'91	32/32	983/30.7	143-307/.466	15-61/.246	99-129/.767	65	78	143	4.5	47	61	10	34	400	12.5
'91-'92	29/29	1017/35.1	165-313/.527	29-65/.446	113-171/.661	45	85	130	4.5	53	60	7	29	472	16.3
Totals	111/78	3677/30.4	421-769/.547	105-293/.358	339-500/.678	208	247	497	4.1	74	230	28	106	1512	12.5



UNIVERSITY OF WYOMING COWBOY BASKETBALL

1,000-POINT SCORERS



LEON CLARK (1964-66)

#14/15 • Forward

6-6 • 210 • Harvey, Ill. (Thornton High School)

	G/GS	MIN/AVG	FG-FGA/FG%	3-PT/FG%	FT-FTA/FT%	OR	DR	TOT REB	REB AVG	A	TO	BL	ST	TOT PTS	PTS AVG
'63-'64	26	---	173-371/.474	---	86-138/.623			272	10.5	---				438	16.8
'64-'65	26	---	184-375/.491	---	109-167/.653			315	12.1	---				477	18.3
'65-'66	26	---	221-478/.462	---	140-191/.732			302	11.6	---				582	22.4
Totals	78	---	578-1224/.472	---	335-496/.675			889	11.4	---				1497	19.2




TONY WINDIS (1957-59)

#12/13 • Guard

6-1 • 175 • Scottsbluff, Neb.

	G/GS	MIN/AVG	FG-FGA/FG%	3-PT/FG%	FT-FTA/FT%	OR	DR	TOT REB	REB AVG	A	TO	BL	ST	TOT PTS	PTS AVG
'56-'57	24	---	163-435/.375	---	131-178/.736			128	5.3	---				457	19.0
'57-'58	26	---	219-514/.426	---	107-157/.679			120	4.6	---				545	20.9
'58-'59	19	---	178-441/.403	---	107-143/.748			123	6.5	---				463	24.3
Totals	69	---	560-1390/.403	---	345-478/.722			371	5.4	---				1465	21.2

151




JOSH DAVIS (1999-2002)

#22 • Forward

6-8 • 235 • Salem, Ore. (Salem Academy)

	G/GS	MIN/AVG	FG-FGA/FG%	3-PT/FG%	FT-FTA/FT%	OR	DR	TOT REB	REB AVG	A	TO	BL	ST	TOT PTS	PTS AVG
'98-'99	27/23	590/21.9	93-198/.470	15-53/.283	30- 53/.566	63	98	161	6.0	28	40	24	27	231	8.6
'99-'00	31/31	842/27.2	175-351/.499	25-55/.455	67-104/.644	89	181	270	8.7	39	41	50	43	442	14.3
'00-'01	30/30	851/28.4	150-309/.485	16-79/.203	88-120/.733	87	194	281	9.4	53	54	54	33	404	13.5
'01-'02	31/31	845/27.3	142-268/.530	8-43/.186	70-120/.583	75	169	244	7.9	24	51	45	37	362	11.7
Totals	119/115	3128/26.3	560-1162/.482	64-230/.278	255-397/.642	314	642	956	8.0	144	186	173	140	1439	12.1



MARCUS BAILEY (2000-03)

#44 • Guard/Forward


6-5 • 190 • Cheyenne, Wyo. (East High School)

	G/GS	MIN/AVG	FG-FGA/FG%	3-PT/FG%	FT-FTA/FT%	OR	DR	TOT REB	REB AVG	A	TO	BL	ST	TOT PTS	PTS AVG
'99-'00	31/26	660/21.3	85-165/.515	17- 45/.378	55- 73/.753	49	56	105	3.4	36	45	14	21	242	7.8
'00-'01	30/30	956/31.9	165-351/.470	28- 86/.326	163-191/.853	59	65	124	4.1	96	55	8	36	521	17.4
'01-'02	31/30	1013/32.7	165-336/.491	22- 61/.361	101-143/.706	54	75	129	4.2	74	72	7	42	453	14.6
'02-'03	9/9	260/28.9	45-110/.409	8- 24/.333	42- 53/.792	12	27	39	4.3	23	19	3	14	140	15.6
Totals	101/95	2889/28.6	460-962/.478	75-216/.347	361-460/.785	174	223	397	3.9	229	191	32	113	1356	13.4



UNIVERSITY OF WYOMING COWBOY BASKETBALL

1,000-POINT SCORERS



STAN DOBBS (1968-70)

#44 • Forward

6-4 • 190 • Green River, Wyo. (Green River High School)

	G/GS	MIN/AVG	FG-FGA/FG%	3-PT/FG%	FT-FTA/FT%	OR	DR	TOT REB	REB AVG	A	TO	BL	ST	TOT PTS	PTS AVG
'67-'68	26	---	144-258/.558	---	85-114/.746			183	7.0	---				373	14.3
'68-'69	28	---	165-290/.569	---	91-130/.700			196	7.0	---				421	15.0
'69-'70	26	---	191-341/.560	---	157-188/.835			216	8.3	---				539	20.7
Totals	80	---	500-889/.562	---	333-432/.771			595	7.4	---				1333	16.7



LADRELL WHITEHEAD (1995-97)

#4 • Guard

5-9 • 175 • New Albany, Ind. (New Albany High School)

	G/GS	MIN/AVG	FG-FGA/FG%	3-PT/FG%	FT-FTA/FT%	OR	DR	TOT REB	REB AVG	A	TO	BL	ST	TOT PTS	PTS AVG
'94-'95	28/28	920/32.9	121-306/.306	50-129/.388	126-175/.720	30	82	112	4.0	97	90	4	52	418	14.9
'95-'96	29/29	1002/34.6	145-398/.364	68-193/.352	155-188/.824	35	70	105	3.6	116	85	2	70	513	17.7
'96-'97	18/16	622/34.6	111-266/.417	50-137/.365	118-152/.776	19	34	53	2.9	61	62	3	28	390	21.7
Totals	75/73	2544/33.9	377-970/.388	168-459/.366	399-515/.774	57	96	153	2.7	274	237	9	150	1321	17.6



BRAD JONES (2006-08)

#1 • Guard

6-1 • 190 • Marked Tree, Ark. (Fort Smith Community College)

	G/GS	MIN/AVG	FG-FGA/FG%	3-PT/FG%	FT-FTA/FT%	OR	DR	TOT REB	REB AVG	A	TO	BL	ST	TOT PTS	PTS AVG
'05-'06	32/26	1043/32.6	97-248/.391	2- 17/.118	125-176/.710	35	108	143	4.5	111	123	3	37	321	10.0
'06-'07	30/30	1113/37.1	157-396/.396	32-103/.311	198-253/.783	40	113	153	5.1	135	130	2	45	544	18.1
'07-'08	29/28	1042/35.9	90-233/.386	18- 53/.340	153-209/.732	50	104	154	5.3	105	97	0	26	351	12.1
Totals	91/84	3198/35.1	344-877/.392	52-173/.301	476-638/.746	125	325	450	4.9	351	350	5	108	1216	13.4



KENNETH OLLIE (1978-81)

#20 • Forward

6-6 • 208 • Birmingham, Ala. (Jones Valley High School)

	G/GS	MIN/AVG	FG-FGA/FG%	3-PT/FG%	FT-FTA/FT%	OR	DR	TOT REB	REB AVG	A	TO	BL	ST	TOT PTS	PTS AVG
'77-'78	24	498/20.8	94-202/.465	---	27-47/.574			119	5.0	23				215	9.0
'78-'79	27	949/35.1	152-275/.553	---	58-93/.468			230	8.5	40				362	13.4
'79-'80	28	928/33.1	146-285/.512	---	41-59/.695			225	8.0	60				333	11.9
'80-'81	30	982/32.7	131-228/.575	---	42-67/.627			259	8.6	68				304	10.1
Totals	109	3357/30.8	523-990/.528	---	168-266/.632			833	7.6	191				1214	11.1



UNIVERSITY OF WYOMING COWBOY BASKETBALL

1,000-POINT SCORERS




MIKE JACKSON (1978-81)

#32 • Guard

6-3 • 185 • Aurora, Colo. (Aurora Central High School)

	G/GS	MIN/AVG	FG-FGA/FG%	3-PT/FG%	FT-FTA/FT%	OR	DR	TOT REB	REB AVG	A	TO	BL	ST	TOT PTS	PTS AVG
'79-'80	28	568/20.3	77-169/.456		17-32/.531			62	2.2	52				171	6.1
'80-'81	30	855/28.5	117-239/.490		44-55/.800			70	2.3	89				278	9.3
'81-'82	29	1039/35.8	150-272/.551		71-88/.807			82	2.8	87				371	12.8
'82-'83	25	872/34.9	133-287/.463	---	62-88/.705	---	---	72	2.9	129	---	---	---	328	13.1
Totals	112	3334/29.8	477-967/.493		194-263/.738			286	2.6	357				1148	10.3



THEO RATLIFF (1992-95)

#42 • Forward/Center

6-10 • 210 • Demopolis, Ala. (Demopolis High School)

	G/GS	MIN/AVG	FG-FGA/FG%	3-PT/FG%	FT-FTA/FT%	OR	DR	TOT REB	REB AVG	A	TO	BL	ST	TOT PTS	PTS AVG
'91-'92	27/ 2	298/11.0	14- 32/.438	0-0/----	21-36/.583	19	35	54	2.0	8	11	43	7	49	1.8
'92-'93	28/20	824/29.4	99-184/.538	0-1/.000	60-116/.517	71	102	173	6.2	8	56	124	14	258	9.2
'93-'94	28/28	892/31.9	160-281/.569	0-1/.000	111-171/.649	89	128	217	7.8	27	71	114	25	431	15.4
'94-'95	28/28	912/32.6	148-272/.544	1-5/.200	107-169/.633	68	143	211	7.5	31	69	144	16	404	14.4
Totals	111/78	2926/26.4	421-769/.547	1-7/.143	299-492/.608	247	408	655	5.9	74	207	425	62	1142	10.3

153



MILO KOMENICH (1942-43, 1946)

#17/27 • Center

6-7 • Gary, Ind.

	G/GS	MIN/AVG	FG-FGA/FG%	3-PT/FG%	FT-FTA/FT%	OR	DR	TOT REB	REB AVG	A	TO	BL	ST	TOT PTS	PTS AVG
'41-'42	19	---	95	---	32			---	---	---				222	11.7
'42-'43	33	---	255	---	39			---	---	---				546	16.6
'45-'46	n/a	---	162	---	48			---	---	---				372	n/a
Totals	n/a	---	512	---	119			---	---	---				1140	n/a



JOE CAPUA (1954-56)

#6 • Guard


5-10 • 155 • Gary, Ind.

	G/GS	MIN/AVG	FG-FGA/FG%	3-PT/FG%	FT-FTA/FT%	OR	DR	TOT REB	REB AVG	A	TO	BL	ST	TOT PTS	PTS AVG
'53-'54	28	---	51-152/.336	---	28- 48/.583			72	2.6	---				130	4.6
'54-'55	26	---	138-365/.378	---	94-134/.701			165	6.3	---				370	14.2
'55-'56	26	---	217-624/.348	---	203-287/.707			175	6.7	---				637	24.5
Totals	80	---	406-1141/.356	---	325-469/.693			412	5.2	---				1137	14.2



UNIVERSITY OF WYOMING COWBOY BASKETBALL

1,000-POINT SCORERS




DICK SHERMAN (1964-66)

#54/55 • Forward

6-4 • 195 • Cheyenne, Wyo. (Central High School)

	G/GS	MIN/AVG	FG-FGA/FG%	3-PT./FG%	FT-FTA/FT%	OR	DR	TOT REB	REB AVG	A	TO	BL	ST	TOT PTS	PTS AVG
'63-'64	26	---	124-231/.537	---	60-97/.619			177	6.8	---				308	11.8
'64-'65	26	---	121-286/.423	---	42-73/.575			191	7.3	---				284	11.0
'65-'66	25	---	212-424/.500	---	107-148/.723			261	10.4	---				531	21.2
Totals	77	---	457-941/.486	---	209-318/.657			629	8.2	---				1123	14.6



HL COLEMAN (1994-97)

#23 • Forward

6-7 • 200 • Ft. Lauderdale, Fla. (Dillard High School)

	G/GS	MIN/AVG	FG-FGA/FG%	3-PT./FG%	FT-FTA/FT%	OR	DR	TOT REB	REB AVG	A	TO	BL	ST	TOT PTS	PTS AVG
'93-'94	28/20	547/19.5	41- 83/.494	0- 2/.000	9- 25/.360	32	85	117	4.2	13	22	5	21	91	3.3
'94-'95	28/28	933/33.3	99-170/.582	6-22/.273	66- 88/.750	86	132	218	7.8	41	40	12	23	270	9.6
'95-'96	29/29	1060/36.6	122-235/.519	10-28/.357	101-133/.759	137	164	301	10.4	43	52	20	29	355	12.2
'96-'97	28/27	1044/37.3	128-245/.522	21-48/.438	129-176/.733	114	189	303	10.8	32	70	15	19	406	14.5
Totals	113/104	3050/26.9	390-733/.532	37-100/.370	305-422/.722	369	570	939	8.3	129	184	52	92	1122	9.9



REGGIE FOX (1987-89)

#25 • Guard

6-3 • 198 • Baldwin, Mich. (Muskegon (Michigan) Junior College)

	G/GS	MIN/AVG	FG-FGA/FG%	3-PT./FG%	FT-FTA/FT%	OR	DR	TOT REB	REB AVG	A	TO	BL	ST	TOT PTS	PTS AVG
'86-'87	34	842/24.8	101-242/.417	43-104/.413	50- 67/.746			76	2.2	71		4	27	295	8.7
'87-'88	32	717/22.4	110-214/.514	53-117/.453	42- 52/.808			93	2.9	46		8	24	315	9.8
'88-'89	31	1050/33.9	159-374/.425	69-184/.375	109-144/.757	45	84	129	4.2	52	60	10	48	496	16.0
Totals	97	2609/26.9	370-830/.446	165-405/.407	201-263/.764	--	--	298	3.1	169	--	22	99	1106	11.4



MIKE EBERLE (1966-68)

#32/33 • Guard


6-0 • 180 • Clinton, Iowa (Clinton High School)

	G/GS	MIN/AVG	FG-FGA/FG%	3-PT./FG%	FT-FTA/FT%	OR	DR	TOT REB	REB AVG	A	TO	BL	ST	TOT PTS	PTS AVG
'65-'66	26	---	161- 361/.445	---	38- 59/.644			59	2.3	---				360	13.8
'66-'67	28	---	161- 373/.432	---	56- 78/.718			89	3.2	---				378	13.5
'67-'68	27	---	140- 316/.443	---	65- 89/.730			66	2.4	---				345	12.8
Totals	81	---	462-1050/.440	---	159-226/.704			214	2.6	---				1083	13.4



UNIVERSITY OF WYOMING COWBOY BASKETBALL

1,000-POINT SCORERS



DOUG BESSERT (1976-79)

#50 • Center

6-9 • 220 • Peoria, Ill. (Limestone High School)

	G/GS	MIN/AVG	FG-FGA/FG%	3-PT./FG%	FT-FTA/FT%	OR	DR	TOT REB	REB AVG	A	TO	BL	ST	TOT PTS	PTS AVG
'75-'76	3	---	3- 7/.429	---	1- 2/.500			7	2.3	---				7	2.3
'76-'77	26	673/25.9	128-267/.479	---	81-107/.757			186	7.2	42				337	13.0
'77-'78	27	670/24.8	129-272/.474	---	85-121/.702			161	6.0	42				343	12.7
'78-'79	27	879/32.6	143-262/.546	---	86-105/.819			158	5.9	35				372	13.8
Totals	83	2222/26.8	403-808/.499	---	253-335/.755			512	6.2	119				1059	12.8



UCHE NSONWU-AMADI (2001-03)

#5 • Forward/Center

6-10 • 260 • Enugu, Nigeria (Indian Hills Community College)

	G/GS	MIN/AVG	FG-FGA/FG%	3-PT./FG%	FT-FTA/FT%	OR	DR	TOT REB	REB AVG	A	TO	BL	ST	TOT PTS	PTS AVG
'00-'01	30/30	838/27.9	130-216/.602	0-2/.000	94-162/.580	67	183	250	8.3	22	60	25	21	354	11.8
'01-'02	31/31	861/27.8	107-198/.540	0-2/.000	102-154/.662	79	175	254	8.2	19	59	31	27	316	10.2
'02-'03	27/27	876/32.4	145-275/.527	0-0/.000	93-145/.641	55	204	259	9.6	34	52	31	17	383	14.2
Totals	88/88	2575/29.3	382-689/.554	0-4/.000	289-461/.627	201	562	763	8.7	75	171	87	65	1053	12.0

155




JOHN PILCH (1948-50)

#11 • Guard

6-5 • Thermopolis, Wyo.

	G/GS	MIN/AVG	FG-FGA/FG%	3-PT./FG%	FT-FTA/FT%	OR	DR	TOT REB	REB AVG	A	TO	BL	ST	TOT PTS	PTS AVG
'47-'48	25	---	86	---	59			---	---					231	9.5
'48-'49	35	---	134	---	109			---	---					377	10.8
'49-'50	36	---	143	---	129			---	---					415	11.5
Totals	96		363		297									1023	10.7



KENNY SAILORS (1941-43, 1946)

#4 • Guard

Laramie, Wyo.

	G/GS	MIN/AVG	FG-FGA/FG%	3-PT./FG%	FT-FTA/FT%	OR	DR	TOT REB	REB AVG	A	TO	BL	ST	TOT PTS	PTS AVG
'40-'41	19	---	55	---	28			---	---					138	7.3
'41-'42	20	---	79	---	35			---	---					187	9.7
'42-'43	33	---	197	---	100			---	---					494	15.0
'45-'46	n/a	---	75	---	52			---	---					202	n/a
Totals	n/a		406		215									1021	n/a



W. Yates

1905-06

4-2, (.667) Record
two seasons

1904-05

(1-0)		W. Yates
A21	LARAMIE TOWN TEAM	W 17-5

1905-06

(3-2)		W. Yates
J26	FORT WARREN	L 13-28
F 2	LARAMIE TOWN TEAM	L 11-13
F 9	LARAMIE TOWN TEAM	W 17- 9
F17	UNIVERSITY SCRUBS	W 25-13
M 2	LARAMIE TOWN TEAM	W 32-15

Lt. Coburn

1907-08

5-7, (.417) Record
two seasons

1906-07

(3-4)		Lt. Coburn
J 4	LARAMIE TOWN TEAM	W 14-13
J11	LARAMIE TOWN TEAM	W 48- 6
J18	at Cheyenne Business College	L 16-72
J19	at Fort Warren	W 30-15
F 1	CHICAGO CRESCENTS	L 20-33
F 2	CHICAGO CRESCENTS	L 22-45
F17	CHEYENNE BUSINESS COLL.	L 11-39

1907-08

(2-3)		Lt. Coburn
D30	BENEDICTS CLUB	W 38-12
J 7	NOME, ALASKA	L 21-72
J13	COLORADO	L 21-58
J17	BENEDICTS CLUB	W 26-23
F 4	MUSCATINE, IOWA	L 31-59

Elmer G. Hoefer

1909

3-3, (.500) Record
one season

1908-09

(3-3)		Elmer G. Hoefer
J 9	BENEDICTS CLUB	W 38-12
F15	at Northern Colorado	L 26-31
F16	at Cheyenne Business College	L 11-26
F22	CHEYENNE BUSINESS COLL.	W 26-17
M 1	at Salt Lake YMCA	L 18-68
M20	EATON (Col.) HIGH	W 60-18

Harold I. Dean

1910-12

9-13, (.409) Record
three seasons

1909-10

(3-3)		Harold I. Dean
J21	GREELEY RED SOX	W 47-24
J23	GREELEY RED SOX	W 48-27
F10	CHEYENNE BUSINESS COLL.	L 18-38
F11	at Cheyenne Business College	L 30-43
F19	KANSAS CITY TOURISTS	L 24-36
F20	KANSAS CITY TOURISTS	W 42-21

1910-11

(1-4)		Harold I. Dean
J21	GREELEY ARROWS	W 35-19
J27	COLORADO STATE	L 17-19
F11	COLORADO	L 26-27
F18	at Colorado State	L 12-30
F25	at Colorado	L 12-65

1911-12

(5-6)		Harold I. Dean
J19	NORTHERN COLORADO	W 49-31
J26	COLORADO STATE	L 14-16
F 3	COLORADO	L 20-34
F10	COLORADO MINES	L 14-27
F17	LARAMIE ATHLETIC CLUB	W 54-13
F19	at Greeley Arrows	W 30-26
F20	at Northern Colorado	W 27-26
F21	at Colorado State	L 13-16
F22	at Colorado	L 17-52
F24	at Colorado Mines	L 20-30
M 1	LARAMIE ATHLETIC CLUB	W 28-21

Leon C. Excelby

1913

2-5, (.286) Record
one season

1912-13

(2-5)		Leon C. Excelby
J18	COLORADO STATE	L 21-23
J25	COLORADO	L 17-32
F 1	NORTHERN COLORADO	W 38-12
F15	at Colorado	L 19-45
F16	at Colorado Mines	L 17-31
F18	at Northern Colorado	W 29-22
F19	at Colorado State	L 18-30

Ralph Thacker

1914-15

3-7, (.300) Record
two seasons

1913-14

(1-3)		Ralph Thacker
J25	COLORADO STATE	L 8-34
J31	at Colorado State	L 16-43
F 6	NORTHERN COLORADO	W 37-14
F13	at Northern Colorado	L 17-18

1914-15

(2-4)		Ralph Thacker
J15	COLORADO	W 32-31
J16	COLORADO STATE	L 19-21
F12	at Colorado	L 27-35
F13	at Colorado State	L 16-26
F28	DENVER	W 38-11
M 6	at Denver	L 19-40

John Corbett

1916-24

37-41, (.474) Record
nine seasons

1915-16

(3-2)		John Corbett
J17	COLORADO STATE	L 24-34
F17	IOLA, KAN. YMCA	W 42-20
F20	at Colorado State	W 34-24
F27	WYOMING ALL-STARS	W 58-10
M 2	at Colorado State	L 22-44

1916-17

(4-4)		John Corbett
J19	COLORADO STATE	L 12-18
J20	COLORADO STATE	L 5-34
J23	CHICAGO CRESCENTS	W 27-21
F10	at Northern Colorado	L 13-27
F11	at Colorado State	L 23-42
F24	NORTHERN COLORADO	W 47-20
M 2	CHICAGO CRESCENTS	W 40-15
M 3	CHICAGO CRESCENTS	W 40-11

1917-18

(4-2)		John Corbett
J17	at Colorado State	L 17-26
J18	at Colorado	L 17-36
J19	at Colorado College	W 25-21
J26	CHEYENNE H.S. ALUMNI	W 51- 6
F 9	NORTHERN COLORADO	W 27-23
M10	WYOMING RUSTLER	W 34-17

1918-19

(7-2)		John Corbett
J24	COLORADO STATE	W 32- 8
J25	COLORADO STATE	W 23-17
F 7	at Northern Colorado	L 14-21
F 8	at Northern Colorado	W 18-12
F28	COLORADO MINES	L 18-28
M 1	COLORADO MINES	W 20-17
M 4	NORTHERN COLORADO	W 17-10
M 5	NORTHERN COLORADO	W 37-19
M28	DENVER	W 27-19

1919-20

(10-1)		John Corbett
J17	at Colorado State	W 30-10
J23	MIDWEST REFINERY	W 30-10
J31	NORTHERN COLORADO	W 46-25
F 6	COLORADO STATE	W 16- 9
F14	COLORADO INDEPENDENTS	W 29-19
F18	at Colorado Mines	L 19-28
F20	at Northern Colorado	W 38-27
F28	WHEATRIDGE ATH. CLUB	W 27-16
M 1	SACRED HEART	W 34-15
M 5	COLORADO COLLEGE	W 36-19
M10	CHADRON STATE	W 41-14

1920-21

(3-4)		John Corbett
J14	COLORADO COLLEGE	L 21-32
J21	at Denver	L 21-22
J22	at Colorado College	W 36-31
F 5	DENVER	W 19-10
F11	at Colorado State	L 12-16
F12	at Colorado State	W 20-18
F22	SACRED HEART (ot)	L 29-32



1921-22

(2-7)	John Corbett		
F 3	COLORADO COLLEGE	W	23-20
F 4	DENVER	L	20-23
F10	COLORADO STATE (ot)	W	18-16
F11	COLORADO STATE	L	8-19
F17	NORTHERN COLORADO	L	14-22
F23	at Colorado Mines	L	21-32
F24	at Denver	L	26-27
F25	at Colorado College	L	16-43
M 5	COLORADO MINES	L	12-40

1922-23

(2-6)	John Corbett		
J30	at Cheyenne Independents	W	24-22
F 1	at Colorado Mines	L	9-27
F 2	at Colorado College	L	14-43
F 3	at Denver	L	18-32
F17	DENVER	L	29-31
F18	COLORADO MINES	L	19-52
F22	CHEYENNE INDEPENDENTS	W	32-14
F24	COLORADO MINES	L	22-41

1923-24

(2-13)	John Corbett		
J16	PARCO	W	22-20
J20	CHEYENNE INDEPENDENTS	L	12-13
J25	NORTHERN COLORADO	L	14-21
J26	NORTHERN COLORADO	L	15-32
F 1	COLORADO COLLEGE	L	26-41
F 4	at Denver	L	26-27
F 6	at Colorado College	L	18-37
F 7	at Colorado Mines	L	10-40
F 8	at Colorado State	L	16-29
F 9	at Colorado State	L	21-27
F11	MONTANA STATE	L	13-17
F12	MONTANA STATE	L	20-24
F16	COLORADO MINES	L	17-21
F22	at Denver	W	28-25
F23	at Denver	L	28-31



Stewart Clark

1925-28

43-24, (.642) Record

four seasons

1924-25

(9-6)	Stewart Clark		
D29	SWEDES	L	37-58
J 1	KEARNEY STATE	W	39-13
J 3	CHEYENNE INDEPENDENTS	W	36-16
J23	UTAH	W	31-29
J24	UTAH	L	15-27
J29	at Colorado	L	26-30
J31	at Colorado College	L	25-33
F 6	DENVER	W	20-15
F 7	DENVER	W	19-15
F13	COLORADO COLLEGE	W	26-20
F21	at Northern Colorado	L	10-24
F27	COLORADO STATE	W	32-15
F28	COLORADO STATE	W	43-10
M 4	at Northern Colorado	L	17-22
M 5	at Cheyenne Independents	W	25-22

1925-26

(12-5)	Stewart Clark		
D28	MIDWEST TOWN TEAM	W	43-22
D29	AMERICAN LEGION	L	24-29
D30	CASPER ALL-STARs	W	52-25
J 4	at Southeast Oklahoma	L	17-27
J 5	at Oklahoma	W	27-24
J15	CHEYENNE ALL-STARs	W	42-20
J15	CHEYENNE ALL-STARs	W	38-32
J15	UTAH STATE	W	54-18
J22	COLORADO	L	35-43

J23	COLORADO	W	28-19
J30	at Colorado College	L	25-27
F 5	at Denver	W	27-22
F 9	COLORADO STATE	W	34-14
F11	GLENROCK ALL-STARs	W	27-18
F24	WESTERN STATE	W	44-22
F25	WESTERN STATE	W	41-19
M 6	at Northern Colorado	L	23-27

1926-27

(9-5)	Stewart Clark		
J 5	UNION PACIFIC ATH. CLUB	L	21-23
J14	DENVER	L	25-28
J15	DENVER	W	31-26
J26	UNION PACIFIC ATH. CLUB	W	34-23
J28	COLORADO COLLEGE	L	18-30
J29	COLORADO MINES	W	33-15
F 4	at Northern Colorado	L	28-29
F 5	at Colorado State	W	37-31
F11	at Colorado Mines	W	26-16
F19	at Colorado College	L	27-32
F25	NORTHERN COLORADO	W	37-26
F28	COLORADO STATE	W	34-25
M 7	at Western State	W	21-19
M 8	at Western State	W	34-13

1927-28

(13-8)	Stewart Clark		
J 3	UTAH	W	31-27
J 4	UTAH	L	26-29
J13	at Denver	L	28-46
J14	at Denver	L	18-46
J17	HILLYARDS	L	24-56
J23	COLORADO COLLEGE	W	41-36
F 4	REGIS	W	41-32
F 6	WESTERN STATE	W	47-27
F 7	WESTERN STATE	W	46-28
F11	COLORADO MINES	W	43-17
F15	at Northern Colorado	W	28-26
F16	at Regis	W	54-47
F18	at Colorado College	W	35-31
F24	COLORADO STATE	W	53-22
F25	COLORADO STATE	W	60-31
F28	NORTHERN COLORADO	W	39-28
F29	COLORADO MINES	L	30-32
M 3	NORTHERN COLORADO	W	39-28
M12	at Montana State	L	28-43
M13	at Montana State	L	31-59
M14	at Montana State	L	36-43



George McLaren

1929-30

28-10, (.737) Record

two seasons

1928-29

(15-4)	George McLaren		
J 8	UTAH	W	32-25
J 9	UTAH	W	21-19
J12	DENVER	W	31-28
J20	at Denver	W	29-23
J25	at Colorado	L	22-25
J28	COLORADO	W	30-22
F 4	at Colorado Mines	W	39-18
F 7	at Colorado College	L	25-27
F 8	at Regis	L	34-38
F14	NORTHERN COLORADO	L	27-29
F18	COLORADO COLLEGE	W	36-35
F23	COLORADO STATE	W	53-39
F24	COLORADO STATE	W	44-34
F27	REGIS	W	44-22
F28	UNION PACIFIC ATH. CLUB	W	58-13
M 3	COLORADO MINES	W	53-23
M 9	at Northern Colorado	W	57-31
M16	at Western State	W	65-33
M17	at Western State	W	47-34

1929-30

(13-6)	George McLaren		
D16	at Brigham Young	L	25-47
D17	at Utah State	L	29-31
D18	at Brigham Young	L	38-51
D19	at Utah	L	36-42
D20	at Utah	L	48-54
J11	NORTHERN COLORADO	W	51-25
J18	COLORADO STATE	W	56-36
J22	DePAUL	W	33-25
J29	at Colorado	W	35-34
F15	PRATT	W	50-44
F21	at Denver	W	46-29
F22	at Colorado College	W	43-30
M 1	at Northern Colorado	W	24-22
M 5	GARLAND	W	35-15
M 6	COWELL	W	33-17
M 7	DENVER	W	30-25
M 8	COLORADO COLLEGE	W	31-19
M11	Tulsa	W	44-21
M12	Olympic	L	30-40



Willard Witte

1931-39

135-52, (.722) Record
nine seasons

1930-31

(19-4)	Willard Witte		
D 5	UNION PACIFIC ATH. CLUB	W	50-33
D 6	UNION PACIFIC ATH. CLUB	W	63-22
D12	BRIGHAM YOUNG	W	37-36
D13	BRIGHAM YOUNG	L	42-46
D18	at Washburn College	W	47-28
D19	at Washburn College	W	48-26
J 5	KLEETS OF CHEYENNE	W	66-17
J 9	at Northern Colorado	L	27-34
J14	DENVER	W	47-28
J20	COLORADO	W	34-29
J24	at Colorado	W	39-26
J27	KEARNEY STATE	W	41-17
J30	at Western State	W	37-28
J31	at Western State	W	39-15
F 7	at Denver	W	29-22
F13	at Colorado College	W	32-23
F14	at Colorado College	W	36-16
F20	COLORADO STATE	W	43-41
F21	COLORADO STATE	W	46-22
F24	NORTHERN COLORADO	W	42-38
M 5	at Utah	W	32-25
M 6	at Utah	L	24-40
M 7	at Utah	L	39-40

1931-32

(19-2)	Willard Witte		
D	at Washburn College	W	47-28
D	at Washburn College	W	48-36
D21	BRIGHAM YOUNG	W	57-47
D22	BRIGHAM YOUNG	W	63-31
J 4	HENRY'S	W	42-40
J 5	HENRY'S	L	20-49
J 9	at Western State	W	44-29
J11	at Western State	W	44-30
J17	at Northern Colorado	W	37-27
J23	at Colorado	W	32-22
J30	at Denver	W	31-28
F 5	DENVER	W	36-13
F13	COLORADO COLLEGE	W	33-21
F14	COLORADO COLLEGE	W	47-22
F17	COLORADO	W	26-21
F20	at Colorado State	W	34-28(ot)
F22	at Colorado State	W	30-25
F29	NORTHERN COLORADO	W	37-27
M 4	BRIGHAM YOUNG	W	37-33
M 5	BRIGHAM YOUNG	W	29-28
M 6	BRIGHAM YOUNG	L	32-38



1932-33

(18-5)	Willard Witte
D20 at Creighton	W 36-33
D30 MONTANA STATE	W 55-18
D31 MONTANA STATE	W 66-34
J 4 STANFORD	W 42-24
J 6 WESTERN STATE	W 46-35
J 7 WESTERN STATE	W 44-30
J14 NORTHERN COLORADO	W 43-24
J20 at Denver	W 43-18
J24 COLORADO	W 36-24
J27 COLORADO MINES	W 40-25
F 2 at Colorado	L 28-37
F 7 DENVER	W 42-27
F10 at Colorado College	W 50-39
F11 at Colorado College	W 36-23
F17 at Northern Colorado	L 23-38
F24 COLORADO STATE	W 57-28
F25 COLORADO STATE	W 56-38
F28 at Piggly Wiggly	L 36-40
M 2 at Piggly Wiggly	W 32-31
M 6 at Northern Colorado	W 44-34
M 9 at Brigham Young	W 35-25
M10 at Brigham Young	L 33-37
M11 at Brigham Young	L 39-41

1933-34

(26-4)	Willard Witte
D16 FORT COLLINS VFW	W 43-26
D19 DENVER ATHLETIC CLUB	W 39-33
D21 at Piggly Wiggly	L 19-24
J 2 FORT WARREN	W 61-18
J 5 WESTERN STATE	W 36-20
J 6 WESTERN STATE	W 37-22
J12 at Northern Colorado	W 38-17
J20 at Nebraska	W 33-24
J24 DENVER	W 42-31
J27 at Colorado	W 18-13
J31 COLORADO	W 35-17
F 3 at Denver	W 41-33
F10 COLORADO COLLEGE	W 37-32
F11 COLORADO COLLEGE	W 28-18
F17 NORTHERN COLORADO	W 42-27
F25 at Colorado State	W 41-15
M 1 at Colorado State	W 39-21
M 3 COLORADO MINES	W 49-25
M 4 COLORADO MINES	W 41-16
M 8 BRIGHAM YOUNG	W 43-38
M 9 BRIGHAM YOUNG	W 47-44(ot)
M10 BRIGHAM YOUNG	W 43-34
M12 Belen, New Mexico	W 58-11
M13 Wilcox Oilers	W 43-20
M14 Ogden Boosters	W 39-35
M15 Gridley Pontiac Chieftans	W 28-25
M16 Reno Creamery	W 30-27
M17 Tulsa	L 19-29
M23 at Piggly Wiggly^	L 29-35
M24 at Piggly Wiggly^	L 29-31

^ played in Casper, Wyo.

1934-35

(11-5)	Willard Witte
D14 NEBRASKA	W 26-23
D17 DENVER ATHLETIC CLUB	L 20-43
J 5 WESTERN STATE	W 40-25
J 6 WESTERN STATE	W 35-21
J12 NORTHERN COLORADO	L 19-27
J19 COLORADO MINES	W 35-20
J21 COLORADO MINES	W 32-18
J26 at Colorado	L 14-16
J31 COLORADO	W 33-25
F 3 at Denver	W 34-33
F 6 DENVER	L 27-30
F 9 at Colorado College	L 31-33
F10 at Colorado College	W 26-17
F12 at Northern Colorado	W 31-24
F23 COLORADO STATE	W 26-20
F24 COLORADO STATE	W 34-32

1935-36

(12-7)	Willard Witte
D27 NEBRASKA	L 42-46
J 3 WESTERN STATE	W 48-31
J 4 WESTERN STATE	W 41-21
J10 at Northern Colorado	L 33-42
J13 at Nebraska	L 22-31
J17 COLORADO MINES	W 37-11
J18 COLORADO MINES	W 38-18
J24 COLORADO	W 41-29
J28 at Colorado	W 37-20
F 1 DENVER	W 48-37

F 4 at Denver	L 33-44
F 7 COLORADO COLLEGE	W 35-28
F 8 COLORADO COLLEGE	L 23-25
F14 NORTHERN COLORADO	W 32-31
F21 at Colorado State	W 34-24
F22 at Colorado State	W 31-21
M 5 UTAH STATE	L 32-42
M 6 UTAH STATE	L 28-42
M 7 UTAH STATE	W 48-33

1936-37

(8-9)	Willard Witte
D19 at Utah	L 37-47
D21 at Idaho State	W 23-22
D22 at Idaho State	L 23-27
J 1 WESTERN STATE	L 31-38
J 2 WESTERN STATE	L 37-46
J 8 NORTHERN COLORADO	L 19-20
J15 COLORADO MINES	W 41-15
J16 COLORADO MINES	W 35-25
J22 at Colorado	L 36-39
J26 COLORADO	L 29-36
J30 at Denver	L 38-47
F 2 DENVER	L 27-31
F 5 at Colorado College	W 42-28
F 6 at Colorado College	W 39-22
F12 at Northern Colorado	W 47-30
F19 COLORADO STATE	W 33-32
F20 COLORADO STATE	W 31-27

1937-38

(12-5)	Willard Witte
D11 ALUMNI	W 38-36
D18 HASTINGS COLLEGE	W 40-23
D31 KANSAS STATE	W 43-30
J 4 NEVADA	W 39-15
J 5 NEVADA	L 32-35
J14 UTAH STATE	W 44-34
J21 at Utah	L 47-49
J22 at Utah State	W 57-55
J27 COLORADO STATE	W 45-30
J28 COLORADO	W 44-39
J29 at Denver	W 49-34
F 4 at Colorado	L 35-37
F 5 UTAH	L 38-43
F11 BRIGHAM YOUNG	W 61-47
F19 at Brigham Young	W 49-38
F25 DENVER	W 52-30
F26 at Colorado State	L 37-46

1938-39

(10-11)	Willard Witte
D19 at Creighton	L 49-57
D20 at Missouri	W 42-38
D23 at Nebraska	L 30-38
D27 at Indiana State	L 43-48
D28 at St. Joseph's (Pa.)	L 42-45
D29 at Scranton	L 27-38
D31 at Wabash	W 40-21
J 2 CREIGHTON	W 47-36
J 6 MISSOURI	L 35-41
J 7 at Denver	W 44-41
J14 BRIGHAM YOUNG	W 35-27
J20 DENVER	W 44-32
J27 at Colorado	L 22-47
F 3 at Colorado State	W 35-30
F 4 UTAH	L 35-42
F10 at Utah	L 55-56
F17 at Utah State	L 45-47
F18 at Brigham Young	W 46-44
F24 COLORADO STATE	L 45-46
F25 UTAH STATE	W 50-41
M 4 COLORADO	W 40-33



Everett Shelton

1940-59

328-201, (.620) Record

19 seasons

1939-40

(6-10)	Everett Shelton
D28 COLORADO MINES	W 36-23
D29 COLORADO MINES	W 46-38
J 1 at Colorado Mines	W 53-48
J 2 at Colorado Mines	L 28-37

J 6 COLORADO	L 26-44
J12 COLORADO STATE	W 39-35
J13 UTAH	L 32-38
J19 at Utah	L 34-47
J26 at Utah State	L 33-46
J27 at Brigham Young	L 29-34
F 2 COLORADO STATE	W 53-40
F 3 UTAH STATE	L 27-30
F 9 at Colorado	L 34-50
F17 at Denver	L 34-49
F23 DENVER	W 36-28
M 2 BRIGHAM YOUNG	L 45-50

1940-41

(14-6)	Everett Shelton
D14 NORTHERN COLORADO	W 57-25
D26 at Oklahoma City	W 42-22
D27 at Oklahoma State	L 36-46
D28 at Texas Tech	W 66-56
D30 at Baylor	L 50-54
J 3 at Northern Colorado	W 56-44
J10 at Denver	L 34-36
J17 BRIGHAM YOUNG	W 46-45
J21 DENVER	W 44-27
J31 COLORADO	W 49-32
F 7 at Colorado State	W 40-34
F 8 UTAH	W 35-33
F14 at Utah	W 36-31
F21 at Utah State	W 41-35
F22 at Brigham Young	L 45-49
F28 COLORADO STATE	W 44-27
M 1 UTAH STATE	W 50-32
M 8 at Colorado	W 44-31
M21 at Arkansas	L 40-52
M22 at Creighton	L 44-45

1941-42

(15-5)	Everett Shelton
D20 at Montana	W 47-34
D22 at Montana State	W 62-33
D28 at Canisius	L 44-56
D30 at CCNY	W 49-43
D31 at Baltimore	W 52-35
J 3 at Albright	W 73-54
J 4 at Duquesne	L 30-46
J11 UTAH	W 64-50
J17 at Brigham Young	L 49-53
J18 at Utah	L 49-56
J25 at Colorado	L 53-59
F 1 BRIGHAM YOUNG	W 45-34
F 7 at Denver	W 47-43
F 8 UTAH STATE	W 60-43
F13 DENVER	W 57-41
F15 COLORADO STATE	W 61-37
F21 at Northern Colorado	W 50-29
F27 at Utah State	W 75-52
M 3 COLORADO	W 40-39
M 7 at Colorado State	W 45-43

1942-43

(31-2)	Everett Shelton
D11 at Fort Warren	W 49-33
D11 at Fort Warren	W 53-43
D19 FORT WARREN ALL-STARS	W 63-40
D23 at Duquesne	L 33-43
D24 at Albright	W 56-52
D26 at La Salle	W 56-32
D30 at St. Francis (Pa.)	W 63-38
J 1 at Rochester	W 68-44
J 2 at Lawrence Tech	W 78-34
J15 at Utah	W 66-38
J16 at Utah	W 68-26
J22 at Colorado State	W 66-42
J23 COLORADO STATE	W 49-23
J28 REGIS	W 101-45
J30 at Regis	W 86-34
F 2 at Phillips "66" (ot)	W 42-41
F 3 at Phillips "66"	W 37-36
F12 COLORADO STATE	W 57-34
F13 at Colorado State	W 65-40
F19 UTAH	W 75-46
F20 UTAH	W 45-31
F25 BRIGHAM YOUNG	W 53-42
F26 BRIGHAM YOUNG	W 47-43
F27 BRIGHAM YOUNG	W 66-43
M16 at Howard-Payne	W 77-40
M17 at Colorado Mines	W 76-41
M18 at Poudre Valley	W 64-27
M19 at Denver Legion	L 33-41
M20 at Denver	W 58-45



M26	Oklahoma+	W	53-50
M27	Texas+	W	58-54
M30	Georgetown+	W	46-34
A 1	St. John's* (ot)	W	52-47
+NCAA Tournament			
*National Championship			

1943-44

No basketball at Wyoming due to World War II.

1944-45

(10-18)	Everett Shelton		
N29	at Casper Air Base	L	39-60
D 6	at Casper Air Base	L	28-43
D11	at DePaul	L	29-66
D21	Kentucky @Buffalo, NY	L	46-50
D23	at Michigan	L	33-38
D29	at Long Island	L	40-46
J 1	at Temple	L	27-39
J 5	at Ohio State	L	36-42
J 7	at Valparaiso	L	30-48
J11	at Denver	W	40-39
J17	at Utah	L	34-38
J19	BRIGHAM YOUNG	W	51-41
J20	NORTHERN COLORADO	W	54-25
J26	DENVER	W	45-36
J27	COLORADO (ot)	L	41-43
F 1	Okla. State @Wichita	L	28-53
F 3	Okla. State @ Okla. City	L	31-39
F 9	at Colorado State	W	43-28
F10	UTAH	L	38-52
F13	at Northern Colorado	W	52-23
F16	FORT WARREN	W	57-55
F17	FORT WARREN	L	38-48
F23	at Utah State	L	36-44
F24	at Brigham Young	W	39-31
M 2	COLORADO STATE	W	45-32
M 3	UTAH STATE	W	42-39
M10	at Colorado	L	37-42
M15	at Poudre Valley	L	47-51

1945-46

(22-4)	Everett Shelton		
D 6	BRIGHAM YOUNG	W	58-49
D 7	at Montana	W	61-35
D 8	Brigham Young @Billings	W	52-37
D22	KANSAS STATE	W	43-27
D24	KANSAS STATE	W	62-33
D29	Valparaiso @Buffalo, NY	W	48-39
J 1	at St. Joseph's (Pa.)	W	55-32
J 3	at Long Island	W	57-42
J 5	at Washington (Mo.)	W	48-39
J 7	at Valparaiso	W	51-49
J12	UTAH	L	31-45
J18	at Brigham Young	W	41-36
J19	at Utah	W	63-44
J25	at Oklahoma State	L	24-35
J26	at Oklahoma State	L	24-40
F 1	at Colorado	W	56-46
F 2	BRIGHAM YOUNG	L	41-57
F 6	at Denver	W	61-56
F 9	UTAH STATE	W	45-30
F15	DENVER	W	61-46
F16	COLORADO STATE	W	64-43
F22	FORT WARREN	W	69-28
F23	FORT WARREN	W	45-40
M 2	at Utah State	W	66-52
M 8	COLORADO	W	50-46
M 9	at Colorado State	W	55-41

1946-47

(22-6)	Everett Shelton		
D 6	at Montana State	W	52-40
D 7	at Montana State	W	56-50
D13	IDAHO	W	55-36
D14	IDAHO	W	36-31
D16	ST. MARY'S (Cal.)	W	37-35
D17	WASHINGTON STATE	W	36-35
D18	WASHINGTON STATE	W	45-35
D26	UCLA @Buffalo, NY	L	41-54
D28	at CCNY	L	48-57
J 1	at Temple	L	44-51
J 3	Holy Cross @Cleveland	W	58-57
J 6	Valparaiso	W	68-55
J14	COLORADO STATE	W	60-30
J18	at Utah State	W	43-34
J24	at Brigham Young	W	51-44
J25	at Utah	L	42-50
J27	at Denver	W	63-38
J31	at Nevada	W	51-49

F 1	at Nevada	W	49-42
F 7	COLORADO	W	42-41
F 8	UTAH STATE	W	60-45
F14	DENVER	W	38-32
F15	BRIGHAM YOUNG	W	70-47
M 1	UTAH	W	32-26
M 7	at Colorado	W	46-36
M 8	at Colorado State	W	52-38
M21	Texas+	L	40-42
M22	Oregon State+	L	46-63
+NCAA Tournament			

1947-48

(18-9)	Everett Shelton		
D 5	E. Washington @Billings	W	62-35
D 6	E. Washington @Billings	W	41-37
D12	at Northern Colorado	W	63-30
D13	NORTHERN COLORADO	W	57-40
D18	at Tulane	L	30-44
D19	at Centenary	W	63-43
D23	at Rice	W	50-48
D27	at Southern Methodist	L	39-41
D29	Baylor @Oklahoma City	L	29-36
D30	Hamline @Oklahoma City	W	55-42
D31	Rice @Oklahoma City	W	58-43
J 9	MONTANA STATE	W	58-41
J10	MONTANA STATE	W	54-39
J17	at Colorado State	W	52-34
J24	UTAH	L	31-38
J26	BRIGHAM YOUNG	L	39-45
J30	NEVADA	W	33-32
J31	NEVADA	W	53-36
F 7	at Brigham Young	L	42-57
F 13	at Denver	L	37-40
F20	UTAH STATE	W	46-40
F27	DENVER	W	46-44
F28	COLORADO STATE	W	62-37
M 5	at Utah State	W	39-27
M 6	at Utah	W	41-37
M19	Kansas State+	L	48-58
M20	Washington+	L	47-57
+NCAA Tournament			

1948-49

(25-10)	Everett Shelton		
D 3	at Montana State	W	60-47
D 4	at Montana State	W	65-40
D10	Montana State @Logan	W	78-43
D11	Montana @Logan	W	78-51
D17	WICHITA STATE	W	64-42
D18	WICHITA STATE	L	38-42
D20	at Oregon State	L	50-55
D21	at Oregon State (ot)	W	53-52
D22	at Oregon	W	56-51
D23	at Oregon	W	57-44
D28	N. Carolina St. @L.A.	W	41-39
D30	Hamline @L.A.	L	35-37
D31	Montana @L.A.	W	54-42
J10	UTAH	W	42-38
J14	BRIGHAM YOUNG	W	59-48
J15	BRIGHAM YOUNG	W	58-38
J21	at Utah	L	30-42
J22	at Utah	L	36-44
J24	at Brigham Young	L	42-54
J28	at Colorado State	W	56-39
J29	at Colorado State	W	53-41
F 4	DENVER	W	44-34
F 5	DENVER	W	47-42
F11	COLORADO STATE	W	56-43
F12	COLORADO STATE	W	39-29
F14	UTAH	W	45-36
F18	at Utah State	W	66-55
F19	at Utah State	W	45-31
F21	at Brigham Young	L	48-50
F28	at Denver	L	34-37
M 1	at Denver	W	35-34
M 5	UTAH STATE	W	63-44
M 7	UTAH STATE	W	65-44
M18	Oklahoma State+ (ot)	L	39-40
M19	Arkansas+	L	48-61

1949-50

(25-11)	Everett Shelton		
D 1	at Montana State	W	42-39
D 2	MONTANA STATE	W	79-34
D 3	MONTANA STATE	W	48-32
D 8	Colorado State @Denver	W	49-42
D 9	Brigham Young @Denver	L	54-57

D10	Utah @Denver	L	55-63
D16	IDAHO	W	58-48
D17	IDAHO	W	58-40
D19	EMPORIA STATE	W	70-39
D20	EMPORIA STATE	W	54-43
D23	WASHINGTON STATE	W	43-37
D27	Texas @Oklahoma City	W	44-35
D28	Arkansas @Oklahoma City	W	40-26
D29	at Oklahoma City	L	35-36
J 2	at Denver	L	44-54
J 3	at Colorado State	W	41-38
J 9	UTAH	W	63-42
J13	BRIGHAM YOUNG	W	46-39
J14	BRIGHAM YOUNG	W	53-27
J20	at Colorado State	W	46-41
J21	COLORADO STATE	W	56-45
J27	at Utah	W	42-35
J28	at Utah State	L	37-43
J30	at Utah State	W	32-28
F 6	UTAH	W	42-39
F10	at Washington	W	49-29
F11	at Washington	L	36-37
F17	at Denver	L	33-45
F18	UTAH STATE	W	48-42
F20	UTAH STATE	W	59-33
F24	DENVER	L	52-59
F25	DENVER	W	61-39
M 2	at Utah	L	30-39
M 3	at Brigham Young	L	44-55
M 4	at Brigham Young	L	52-70
M 7	COLORADO STATE	W	50-41

1950-51

(26-11)	Everett Shelton		
D 7	at Montana State	W	55-53
D 8	MONTANA STATE	W	69-50
D 9	MONTANA STATE	W	72-51
D14	at Colorado	W	64-51
D15	COLORADO	W	63-51
D18	NEW MEXICO	W	74-56
D19	NEW MEXICO	W	58-37
D22	OREGON	W	88-57
D23	OREGON	W	73-55
D28	Colorado State @Denver	W	62-50
D29	Utah State @Denver	W	69-49
D30	Utah @Denver	W	55-42
J 8	BRIGHAM YOUNG	L	57-61
J12	at Colorado State	W	56-47
J13	COLORADO STATE	W	77-58
J15	UTAH	W	48-41
J19	at Brigham Young	L	58-64
J20	at Brigham Young	L	38-65
J22	at Utah	L	39-45
J26	COLORADO STATE	W	54-34
J27	at Colorado State	L	38-62
F 2	at Denver	W	55-46
F 3	at Denver	W	42-38
F 5	UTAH	W	47-36
F 9	at Washington	L	49-74
F10	at Washington	L	51-53
F16	DENVER	L	47-60
F17	UTAH STATE	W	55-54
F19	UTAH STATE	W	58-51
F26	BRIGHAM YOUNG	W	50-49
M 2	at Utah State	W	69-52
M 3	at Utah State	W	53-49
M 5	at Utah	L	50-52
M 7	DENVER	W	82-61
M27	Duquesne @Peoria, Ill.	W	78-61
M30	at Bradley	L	63-77
M31	Utah @Peoria, Ill.	L	52-55

1951-52

(28-7)	Everett Shelton		
D 6	at Montana State	W	55-48
D 7	MONTANA STATE	W	84-54
D 8	MONTANA STATE	W	82-54
D14	ST. MARY'S (Cal.)	W	78-69
D15	INDIANA	L	55-57
D17	BAYLOR	W	51-45
D21	at Oregon	L	59-66
D22	at Oregon	W	78-71
D27	Idaho @Oklahoma City	L	46-58
D28	Alabama @Oklahoma City	W	61-53
D29	San Francisco @Ok. City	W	64-48
J 4	ALBERTA	W	71-46
J 5	ALBERTA	W	71-49
J11	NEW MEXICO	W	85-62



J12	UTAH STATE	W	69-37
J17	at Utah State	L	47-54
J19	at Montana	W	71-51
J23	at Northern Colorado	W	74-62
J25	MONTANA	W	81-50
J26	UTAH	W	55-36
J31	at Colorado State	W	58-45
F 1	COLORADO STATE	W	72-44
F 2	DENVER	W	60-52
F 9	at New Mexico	W	84-48
F15	at Utah	W	64-47
F16	at Brigham Young	W	48-43
F22	WASHINGTON	L	50-52
F23	WASHINGTON	W	55-45
F29	COLORADO	W	69-39
M 1	BRIGHAM YOUNG	W	55-49
M 3	at Colorado	L	44-59
M 5	COLORADO STATE	W	89-57
M 7	at Denver	W	61-54
M21	Oklahoma City+	W	54-58
M22	Santa Clara+	L	53-56
+NCAA Tournament			

1952-53

(20-10)	Everett Shelton		
D 4	at Montana State	W	74-50
D 5	at Montana State	W	61-43
D 6	MONTANA STATE	W	74-48
D12	at Seattle University	L	55-63
D13	at Seattle University	L	44-50
D20	MISSOURI	L	58-64
D22	OREGON	W	62-53
D23	OREGON	W	56-54
D29	Tulsa @Oklahoma City	W	58-48
D30	Idaho @Oklahoma City	L	53-66
D31	at Oklahoma City	L	40-49
J 2	NEW MEXICO	W	77-72
J 3	DENVER	W	73-46
J 9	UTAH STATE	W	64-54
J10	MONTANA	W	79-65
J15	at Denver	W	62-39
J17	at New Mexico	W	63-59
J23	at Brigham Young	L	42-71
J24	at Utah	W	54-51
J28	at Northern Colorado	W	56-46
F 7	COLORADO STATE	W	71-52
F14	at Utah State	L	56-58
F16	at Montana	W	69-60
F20	OKLAHOMA CITY	W	49-45
F21	OKLAHOMA CITY	L	49-60
F27	BRIGHAM YOUNG	W	63-59
F28	UTAH	W	63-51
M 6	at Colorado State	W	54-53
M13	Santa Clara+	L	52-67
M14	Seattle+	L	64-80
+NCAA Tournament			

1953-54

(19-9)		Everett Shelton
D 3	at Montana State	W 62-53
D 4	MONTANA STATE	W 80-47
D 5	MONTANA STATE	W 87-45
D11	at Creighton	W 71-65
D12	at Kansas State	L 69-76
D18	HARDIN-SIMMONS	W 68-49
D19	SAN FRANCISCO	W 63-54
D29	Cincinnati @Oklahoma City	W 64-54
D30	Santa Clara @Oklahoma City	L 51-59
D31	at Oklahoma City	L 54-63
J 4	NEW MEXICO	W 81-61
J 8	UTAH STATE	W 65-54
J 9	MONTANA	W 65-49
J12	at Northern Colorado	W 72-53
J16	at Denver	W 64-59
J18	at New Mexico	W 56-53
J23	OKLAHOMA CITY	W 57-38
J28	at Utah State	L 46-62
J30	at Montana	W 68-53
F 5	at Colorado State	L 43-47
F 9	DENVER	L 49-60
F12	BRIGHAM YOUNG	W 63-47
F13	UTAH	W 56-45
F19	at Oklahoma City	L 40-52
F20	at St. Louis	L 55-71
F26	at Brigham Young	L 42-51
F27	at Utah	W 59-58
M 5	COLORADO STATE	W 52-44

1954-55

(17-9)		Everett Shelton
D 3	at Montana State	W 75-70
D 4	MONTANA STATE	W 77-63
D10	at Creighton	W 76-72
D11	at Kansas State	L 50-70
D15	OKLAHOMA STATE	W 50-43
D18	ST. LOUIS	W 74-68
D20	Tulsa @Oklahoma City	L 64-69
D21	Oklahoma State @Ok. City	W 52-50
D22	Wichita State @Ok. City	L 74-82
J 6	at Montana	L 42-44
J 8	at Utah State	W 65-60
J14	DENVER	W 61-57
J15	NEW MEXICO	W 72-56
J21	UTAH	L 51-67
J22	BRIGHAM YOUNG	W 68-60
J28	at Oklahoma City	L 47-67
J29	at Wichita State	W 73-70
F 4	OKLAHOMA CITY	W 61-56
F 5	at Colorado State	L 49-55
F12	at Utah State	W 68-48
F14	MONTANA	W 72-37
F17	at New Mexico	W 59-52
F20	at Denver	W 82-60
F25	at Utah	L 57-75
F26	at Brigham Young	L 62-75
M 6	COLORADO STATE	W 69-46

1955-56

(7-19)		Everett Shelton
D 2	at Montana State	L 59-68
D 3	MONTANA STATE	L 57-66
D 9	at Oregon State	L 46-53
D10	at Oregon State	W 52-51
D15	at Oklahoma City	L 59-65
D16	at Oklahoma State	L 45-68
D23	at Michigan State	L 62-72
D27	at George Washington	L 75-82
D29	at Duke	L 54-71
D30	Villanova @Raleigh, N.C.	W 69-68
D31	Minnesota @Raleigh, N.C.	L 66-70
J 6	DENVER	W 66-51
J 7	NEW MEXICO	L 71-80
J13	at Utah State	L 61-63
J14	at Brigham Young	L 48-74
J28	at Colorado State	L 56-66
F 3	MONTANA	W 93-69
F 4	UTAH	W 59-54
F11	COLORADO STATE	L 55-66
F13	KANSAS STATE	L 74-78
F17	UTAH STATE	W 95-73
F18	BRIGHAM YOUNG	L 67-78
F24	at Denver	L 74-80
F25	at New Mexico	W 60-36
M 1	at Montana	L 56-59
M 3	at Utah	L 64-71

1956-57

(6-19)		Everett Shelton	
D 1	OREGON STATE	L	65-68
D 7	at Southern Cal	L	71-72
D 8	at Southern Cal	L	64-67
D14	OKLAHOMA CITY	L	68-73
D15	OKLAHOMA STATE	L	55-63
D18	ST. MARY'S (Cal.)	L	53-73
D21	at Omaha	W	68-65
D22	at Iowa State	L	57-85
D28	Northwestern @Detroit	L	77-79
D29	Boston @Detroit	W	72-60
J 4	at New Mexico	W	67-65
J 7	at Denver	L	56-74
J11	UTAH STATE	W	86-78
J12	BRIGHAM YOUNG	L	71-82
J18	at Idaho State	L	59-69
J26	at Colorado State	L	49-64
J31	at Montana	L	60-64
F 2	at Utah	L	70-80
F 9	COLORADO STATE	W	65-56
F15	at Utah State	L	62-76
F16	at Brigham Young	L	47-69
F22	NEW MEXICO	W	56-42
F23	DENVER (ot)	L	63-64
M 1	MONTANA	L	78-81
M 2	UTAH	L	57-95


1957-58

(13-14)	Everett Shelton		
D 3	at Wichita State	L	54-66
D 5	at Nebraska	L	66-77
D13	TULSA	W	74-61

D14	IOWA STATE	L	51-72
D18	at Oklahoma City	L	59-75
D20	at Oklahoma State	L	50-55
D21	at Tulsa	L	51-57
D27	Michigan @Albuquerque	W	88-76
D28	Wisconsin @Albuquerque	W	93-65
J 4	at Colorado	L	51-66
J10	NEW MEXICO	W	101-61
J11	DENVER	W	68-56
J17	at Utah State	W	71-70
J18	at Brigham Young	L	50-62
J24	OKLAHOMA CITY	L	71-89
J25	AIR FORCE	L	73-78
F 1	at Colorado State	W	67-61
F 7	MONTANA	W	68-62
F 8	UTAH	W	64-63
F13	at Denver	L	60-77
F15	at New Mexico	W	61-52
F22	BRIGHAM YOUNG	W	74-46
F24	UTAH STATE	W	72-68
M 1	COLORADO STATE	W	70-62
M 6	at Utah (ot)	L	74-81
M 8	at Montana	L	55-75
M12	Seattle+	L	51-88
+NCAA Tournament			

1958-59

(4-22)		Everett Shelton
D 2	at Tennessee	L 71-72
D 5	at Kent State	W 75-67
D 6	Tennessee @Kent, Ohio	L 69-90
D12	REGIS	W 86-80
D17	at Vanderbilt	L 65-70
D19	Auburn @Birmingham	L 47-70
D20	Texas A&M @Birmingham	L 64-74
D22	at Georgia Tech	L 78-110
D27	Iowa @Corvallis, Ore.	L 74-82
D29	Air Force @Corvallis	W 55-50
J 8	at New Mexico State	L 59-75
J10	at New Mexico	L 56-59
J16	UTAH STATE	L 76-82
J17	BRIGHAM YOUNG	L 71-73
J23	at Denver	L 48-74
J24	at Air Force	L 63-68
J31	at Colorado State	L 60-78
F 5	at Montana	L 61-73
F 7	at Utah	L 57-86
F13	DENVER	L 39-74
F14	NEW MEXICO	W 91-64
F20	at Brigham Young	L 43-78
F21	at Utah State	L 56-79
F28	COLORADO STATE (ot)	L 74-80
M 6	UTAH	L 73-85
M 7	MONTANA	L 65-85



William Strannigan
1960-73
179-187, (.489) Record
14 seasons

1959-60

(5-19)		William Strannigan	
D 4	at Montana State	L	59-69
D 5	at Montana State	L	53-76
D11	PEPPERDINE	W	75-68
D12	TEXAS-EL PASO	W	67-53
D18	PACIFIC	W	59-50
D19	MICHIGAN STATE	L	72-82
D28	Gonzaga @Pocatello	L	43-52
D29	at Idaho State	L	58-68
J 8	NEW MEXICO	W	73-67
J 9	DENVER	L	62-74
J15	at Utah State	L	60-88
J16	at Brigham Young	L	52-73
J23	AIR FORCE	L	53-57
J30	at Colorado State	L	50-69
F 3	at Air Force (ot)	L	54-59
F 5	MONTANA	W	74-69
F 6	UTAH	L	71-93
F11	at Denver	L	64-76
F13	at New Mexico	L	51-64
F19	BRIGHAM YOUNG	L	70-75
F20	UTAH STATE	L	67-81
F27	COLORADO STATE	L	63-64
M 3	at Utah	L	61-68
M 5	at Montana	L	67-82



1960-61

(7-18)	William Strannigan	
D 1	WICHITA STATE	L 63-70
D 3	SOUTH DAKOTA	W 78-58
D 9	OREGON	W 62-47
D10	BAYLOR	W 58-52
D17	at Iowa	L 67-78
D19	at Drake	L 54-75
D29	at Duke	L 59-86
D30	Wake Forest @Raleigh	L 66-87
D31	Maryland @Raleigh	L 77-84
J 5	at Denver	L 66-81
J 7	at New Mexico	L 64-71
J13	UTAH STATE	W 86-73
J14	BRIGHAM YOUNG	W 79-71
J18	at Air Force (ot)	W 61-60
J21	AIR FORCE	L 59-70
J28	at Colorado State	L 55-73
F 2	at Montana	L 61-72
F 4	at Utah	L 71-83
F10	at Denver	L 60-69
F11	NEW MEXICO	W 72-62
F17	at Brigham Young	L 80-89
F18	at Utah State	L 61-73
F25	COLORADO STATE	L 38-61
M 3	UTAH	L 69-83
M 4	MONTANA	L 55-64

1961-62

(9-17)	William Strannigan	
D 2	at Wichita State	L 54-78
D 8	HARDIN-SIMMONS	W 73-52
D 9	OKLAHOMA CITY	W 82-66
D15	at Eastern Montana	W 101-62
D16	at Montana State	L 67-76
D20	NEBRASKA	W 71-70
D22	SOUTHERN CAL	L 54-76
D26	Duquesne @Philadelphia	L 47-64
D28	Niagara @Philadelphia	W 69-59
D30	Holy Cross @Philadelphia	L 69-83
J 5	DENVER	W 59-54
J 6	NEW MEXICO	L 73-84
J12	at Brigham Young	L 63-73
J13	at Utah State	L 59-72
J17	at Air Force	L 39-51
J20	AIR FORCE (ot)	W 67-66
J26	at Colorado State	L 50-56
F 2	UTAH	L 81-84
F 3	MONTANA	W 72-64
F 8	at Denver (ot)	L 87-92
F10	at New Mexico	L 74-81
F16	UTAH STATE	L 65-78
F17	BRIGHAM YOUNG	W 87-71
F24	COLORADO STATE	L 54-58
M 1	at Montana	L 72-78
M 3	at Utah	L 75-94

1962-63

(11-15)	William Strannigan	
D 1	WICHITA STATE	L 72-83
D 8	NORTH DAKOTA STATE	W 94-77
D10	at Kansas	L 57-75
D14	SOUTH DAKOTA STATE	W 77-58
D15	DRAKE	W 51-47
D21	at Stanford	L 62-81
D22	at California	L 55-60
D26	Creighton @Ok. City	W 80-74
D28	at Oklahoma City	W 65-64
D29	Loyola (Ill.) @Ok. City	L 82-93
J 4	at Colorado State	L 70-91
J 5	at Air Force	L 65-78
J11	NEW MEXICO	L 49-53
J12	COLORADO STATE	L 69-75
J17	ARIZONA*	W 84-72
J19	ARIZONA STATE*	W 88-81
F 1	DENVER	W 87-72
F 2	AIR FORCE	W 70-68
F 8	at Utah*	L 73-104
F 9	at Brigham Young*	L 77-89
F14	at Denver	W 78-71
F16	at New Mexico*	W 55-54
F22	at Arizona State*	L 72-82
F23	at Arizona*	L 63-84
F28	BRIGHAM YOUNG*	L 76-80
M 1	UTAH*	L 90-92

1963-64

(12-14)	William Strannigan	
N30	at Wichita State	L 67-82
D 2	at Nebraska	L 72-79
D 6	OKLAHOMA CITY	W 96-90
D 7	TEXAS TECH	W 100-91
D13	at Washington	W 74-61
D14	at Oregon	W 88-81
D21	COLORADO	L 74-80
D26	Houston (ot) @Ok. City	W 75-72
D27	at Oklahoma City	L 86-99
D28	Texas A&M @Ok. City	L 87-99
J10	at Utah*	L 75-76
J11	at Brigham Young*	L 91-96
J16	ARIZONA STATE*	W 87-82
J18	ARIZONA*	W 71-69
J25	DENVER	W 65-56
F 1	at Air Force (ot)	W 62-59
F 7	COLORADO STATE	L 56-66
F 9	at Colorado State	L 68-73
F13	at Denver	W 77-68
F15	at New Mexico*	L 65-74
F21	at Arizona*	L 69-81
F22	at Arizona State*	L 80-89
F28	NEW MEXICO*	L 63-64
F29	AIR FORCE	W 99-75
M 5	UTAH*	W 92-77
M 6	BRIGHAM YOUNG*	L 90-96

1964-65

(16-10)	William Strannigan	
D 3	NEBRASKA	W 94-68
D 5	WEBER STATE	W 89-75
D 7	MONTANA	W 94-66
D11	at Oklahoma City	L 90-99
D12	at Texas Tech	L 87-98
D16	at Colorado	L 63-68
D21	IDAHO STATE	W 101-64
D26	at California	W 75-74
D28	at Stanford	L 75-88
J 7	ARIZONA* (ot)	L 60-62
J 9	ARIZONA STATE*	W 105-82
J14	DENVER	W 81-76
J16	at New Mexico*	W 81-74
J22	at Denver	W 105-92
J23	COLORADO STATE	W 77-68
J29	SAN JOSE STATE	W 92-70
J30	at Air Force	W 75-62
F 6	at Colorado State	L 77-82
F11	BRIGHAM YOUNG*	L 94-96
F13	UTAH*	W 111-102
F19	at Arizona*	L 77-78
F20	at Arizona State*	L 88-95
F26	NEW MEXICO*	W 83-65
F27	AIR FORCE	W 74-71
M 5	at Brigham Young*	L 87-102
M 6	at Utah*	W 107-102

1965-66

(17-9)	William Strannigan	
D 3	Air Force @Denver, Colo.	W 74-66
D 4	at Colorado State	L 69-75
D 9	NORTHERN MICHIGAN	W 112-105
D16	at Idaho State	W 104-93
D18	at Montana	W 77-69
D20	NORTH DAKOTA STATE	W 97-63
D23	ST. JOSEPH'S (Pa.)	W 99-92
D27	Rhode Island @Ok. City	L 101-107
D29	Bowling Green @Ok. City	W 105-70
D30	Xavier	L 86-90
J 6	at Denver	W 90-88
J 8	at New Mexico*	L 57-69
J13	UTAH* (ot)	L 91-93
J15	BRIGHAM YOUNG*	W 107-101
J22	COLORADO STATE	W 70-55
J28	NEW MEXICO STATE	W 113-80
F 4	at Arizona State*	W 78-77
F 5	at Arizona*	L 70-76
F11	DENVER	W 89-69
F12	at Colorado State	L 68-75
F18	NEW MEXICO*	W 104-85
F19	at Air Force	W 88-74
F25	at Utah*	L 103-107
F26	at Brigham Young*	L 90-98
M 3	ARIZONA STATE*	W 120-85
M 5	ARIZONA*	W 104-66

1966-67

(15-14)	William Strannigan	
D 3	at Oklahoma State	L 64-73
D 7	NEBRASKA	W 102-98
D 9	TULSA (ot)	L 87-91
D10	NEW MEXICO STATE	W 77-63
D16	CENTRAL MISSOURI	W 78-56
D19	TEXAS TECH	W 67-57
D21	at Nevada Southern	L 74-91
D23	at Cal-Santa Barbara	L 70-86
D29	Xavier @Seattle	L 92-96
D30	Baylor @Seattle	L 83-93
J 7	DENVER	L 70-75
J13	NEW MEXICO*	W 86-76
J14	COLORADO STATE (ot)	W 75-72
J20	at Brigham Young*	L 75-97
J21	at Utah*	L 83-93
J28	AIR FORCE	L 66-70
F 2	ARIZONA*	W 75-73
F 4	ARIZONA STATE*	W 97-78
F10	at Air Force	L 60-61
F11	at Colorado State	L 57-69
F17	at Arizona State*	W 78-72
F18	at Arizona*	W 68-59
F23	UTAH*	W 52-49
F25	BRIGHAM YOUNG*	W 67-56
M 2	at Denver	W 64-62
M 4	at New Mexico*	W 65-64
M11	Brigham Young @Salt Lake	W 70-63
M17	UCLA+	L 60-109
M19	Texas-El Paso+	L 67-69
+NCAA Tournament		

1967-68

(18-9)	William Strannigan	
D 2	NEVADA SOUTHERN	W 120-87
D 4	SACRAMENTO STATE	W 94-49
D 8	OKLAHOMA STATE	W 72-62
D 9	IDAHO STATE	W 115-96
D13	DENVER	W 107-75
D18	at Tulsa	L 58-72
D19	at Oklahoma	W 82-71
D23	at Nebraska	L 74-82
D27	at Southern Cal	W 79-78
D29	Iowa (2ot) @Los Angeles	W 94-87
D30	at UCLA	L 71-104
J 6	at Denver	W 107-96
J13	at New Mexico*	L 65-81
J18	BRIGHAM YOUNG*	W 81-70
J20	UTAH*	W 81-72
J26	at Colorado State	W 84-68
J27	at Air Force (ot)	W 95-91
F 2	at Arizona*	W 90-85
F 3	at Arizona State*	L 91-92
F10	COLORADO STATE	W 74-67
F16	at Utah*	L 89-97
F17	at Brigham Young*	L 77-101
F22	ARIZONA STATE*	W 91-86
F24	ARIZONA*	W 74-69
M 1	NEW MEXICO*	L 62-75
M 2	AIR FORCE	W 114-83
M13	Villanova#	L 66-77
#NIT Tournament		

1968-69

(19-9)	William Strannigan	
N30	UTAH STATE	W 113-88
D 7	PACIFIC	W 105-82
D13	at Utah State	W 89-72
D14	at Idaho State	W 84-75
D16	STANFORD	W 87-73
D20	CAL-SANTA BARBARA	W 92-69
D21	OKLAHOMA	W 86-43
D27	Louisiana State @Ok. City	L 78-84
D28	Tulane @Oklahoma City	W 104-87
D30	Texas A&M @Ok. City	L 81-83
J10	NEW MEXICO*	W 70-68
J17	at Brigham Young*	L 78-89
J18	at Utah*	L 77-79
J24	DENVER	W 110-92
J25	COLORADO STATE	L 68-78
J31	at Colorado State	W 76-74
F 1	at Air Force	W 74-68
F 6	ARIZONA*	W 73-72
F 8	ARIZONA STATE*	W 75-63
F13	at Denver	W 99-84
F15	at New Mexico*	L 63-65
F17	AIR FORCE	W 78-60
F20	at Arizona State*	L 79-86
F22	at Arizona* (ot)	W 68-67



F27	UTAH*	W	82-64
M 1	BRIGHAM YOUNG*	W	79-69
M 5	Brigham Young @Phoenix	L	82-95
M15	Army#	L	49-51
#NIT Tournament			

1969-70

(19-7)	William Strannigan		
D 5	SOUTH DAKOTA STATE	W	106-61
D 6	NORTH TEXAS STATE	W	94-82
D 9	CAL STATE-FULLERTON	W	88-68
D12	at Denver	W	72-71
D13	at Air Force	W	70-67
D19	SAN JOSE STATE	W	88-81
D20	DENVER	W	74-66
J 2	at Baylor	L	79-86
J 3	at Texas Tech	W	63-62
J 8	NEW MEXICO*	W	92-74
J10	TEXAS-EL PASO*	L	70-80
J15	at Colorado State*	W	88-87
J17	COLORADO STATE*	W	79-77
J23	at Stanford	W	84-74
J24	at UCLA	L	77-115
J29	at Arizona State*	W	89-79
J31	at Arizona*	L	70-81
F 5	UTAH*	W	98-85
F 7	BRIGHAM YOUNG*	W	98-73
F12	at Texas El-Paso*	L	80-88
F14	at New Mexico*	L	85-90
F19	at Brigham Young*	W	73-71
F21	at Utah*	L	82-113
F26	ARIZONA*	W	93-74
F28	ARIZONA STATE*	W	112-94
M 2	AIR FORCE	W	77-73

1970-71

(10-15)	William Strannigan		
D 1	NEBRASKA	L	63-68
D 4	DENVER	W	82-76
D 5	REGIS	L	79-81
D11	at San Jose State	W	76-58
D12	at Pacific	L	69-84
D18	at Denver	L	80-90
D21	California @Ann Arbor	W	72-71
D22	at Michigan	L	76-94
J 2	at Iowa	L	84-87
J 7	ARIZONA STATE*	W	89-81
J 9	ARIZONA*	W	91-65
J15	at Utah*	L	74-93
J17	at Brigham Young*	L	68-82
J20	NORTHWEST MISSOURI	W	74-59
J23	at Colorado State*	L	51-74
J29	NEW MEXICO*	W	74-59
J30	TEXAS-EL PASO*	W	69-67
F 6	COLORADO STATE*	L	78-88
F12	at Arizona*	L	81-98
F13	at Arizona State*	L	76-81
F19	BRIGHAM YOUNG*	W	78-72
F20	UTAH*	L	79-83
F25	at Texas-El Paso*	L	65-66
F26	at New Mexico*	W	91-80
M 3	AIR FORCE	L	71-81

1971-72

(12-14)	William Strannigan		
D 1	at Nebraska	L	63-81
D 3	IDAHO STATE	W	90-79
D 4	at Denver	W	72-69
D 7	MONTANA	W	88-75
D 9	at Texas Christian	L	79-84
D11	at North Texas State	L	76-94
D17	DENVER	W	78-74
D18	NORTHERN COLORADO	W	86-64
D27	Idaho State @Logan	W	93-84
D28	at Utah State	W	92-85
J 7	TEXAS-EL PASO*	L	59-67
J 8	NEW MEXICO*	W	69-62
J14	at Arizona State*	L	67-81
J15	at Arizona*	L	66-75
J22	COLORADO STATE*	L	66-68
J24	CREIGHTON	W	76-65
J27	UTAH*	L	58-61
J29	BRIGHAM YOUNG*	L	74-101
F 5	at Colorado State*	L	70-80
F10	at New Mexico*	L	64-76
F12	at Texas-El Paso*	L	51-73
F18	ARIZONA*	W	71-55
F19	ARIZONA STATE*	W	68-65
F25	at Brigham Young*	L	56-70
F26	at Utah*	L	47-70
M 1	at Air Force	W	68-61

1972-73

(9-17)	William Strannigan		
D 1	NEBRASKA	W	65-59
D 2	DENVER	W	67-62
D 9	NORTHERN COLORADO	W	82-67
D14	at Idaho State	L	51-70
D16	at Montana	L	49-58
D21	FRESNO STATE	W	80-59
D28	Texas Christian @Crvllis	W	54-53
D29	at Oregon State	L	56-81
D30	at Oregon	L	47-60
J 5	at Utah*	W	76-68
J 6	at Brigham Young*	L	58-62
J 9	at Denver	L	51-63
J13	at Creighton	L	69-79
J20	at Colorado State*	L	59-61
J26	NEW MEXICO*	L	56-70
J27	TEXAS-EL PASO*	W	61-58
F 1	at Arizona*	L	69-87
F 3	at Arizona State*	L	62-91
F 9	BRIGHAM YOUNG*	L	54-67
F10	UTAH*	W	61-59
F17	COLORADO STATE*	L	54-60
F22	at Texas-El Paso*	L	54-64
F23	at New Mexico*	W	61-60
F28	AIR FORCE	L	45-57
M 2	ARIZONA STATE*	L	59-80
M 3	ARIZONA*	L	82-84



**George (Moe)
Radovich**

1974-76

24-55, (.304) Record

three seasons

1973-74

(4-22)	George (Moe) Radovich		
D 1	at Nebraska	L	62-70
D 3	IDAHO STATE (ot)	L	78-79
D 7	NORTHERN COLORADO	W	83-74
D 8	DENVER	W	95-75
D13	at Cal-Santa Barbara	L	67-91
D15	at Fresno State	L	66-75
D22	IOWA	W	86-79
D28	at UCLA	L	58-86
D29	San Francisco @L.A.	L	66-98
J 3	ARIZONA*	L	77-93
J 4	ARIZONA STATE*	L	69-91
J10	at Denver	L	70-76
J11	UTAH STATE	W	73-67
J15	at Air Force	L	56-64
J19	COLORADO STATE*	L	46-57
J25	at New Mexico*	L	68-91
J26	at Texas-El Paso*	L	38-68
J31	UTAH*	L	74-99
F 2	BRIGHAM YOUNG* (ot)	L	75-78
F 8	at Arizona State*	L	54-92
F 9	at Arizona*	L	68-78
F16	at Colorado State*	L	67-76
F22	TEXAS-EL PASO* (ot)	L	74-77
F23	NEW MEXICO*	L	67-78
F28	at Brigham Young*	L	62-74
M 2	at Utah*	L	90-97

1974-75

(10-16)	George (Moe) Radovich		
N30	INDIANA STATE-EVANSVILLE	W	96-71
D 5	CAL STATE-NORTHRIDGE	W	71-63
D 7	CHAPMAN	W	81-56
D 9	at Idaho State	L	66-72
D14	DENVER	W	86-70
D20	DOANE	W	89-61
D26	N.C.-Charlotte @Ok. City	L	65-78
D28	Xavier @Oklahoma City	W	60-57
D29	Pacific @Oklahoma City	L	61-68
J 4	AIR FORCE	W	70-59
J10	at New Mexico*	L	62-79
J11	at Texas-El Paso*	L	41-66
J14	at Denver	L	82-98
J18	at Colorado State*	L	60-78
J24	ARIZONA*	W	65-61
J25	ARIZONA STATE*	L	67-79
J28	at Utah State	L	69-84
F 7	at Utah*	L	64-81
F 8	at Brigham Young*	L	73-75

F14	TEXAS-EL PASO*	L	43-64
F15	NEW MEXICO*	W	63-59
F22	COLORADO STATE*	W	65-61
F28	at Arizona State*	L	76-94
M 1	at Arizona*	L	74-92
M 7	BRIGHAM YOUNG*	L	64-67
M 8	UTAH*	L	63-67

1975-76

(10-17)	George (Moe) Radovich		
N29	WESTERN STATE	W	100-52
D 1	CAL STATE-HAYWARD	W	94-59
D 3	LOYOLA-MARYMOUNT	W	77-71
D 5	WASHINGTON	L	69-76
D 8	DENVER	W	84-78
D13	at Pacific	L	56-78
D19	CAL-SANTA BARBARA	W	57-49
D20	FRESNO STATE	W	78-54
D26	at Detroit	L	66-74
D27	Geo. Washington @Detroit	L	55-57
J 5	at Air Force	L	52-53
J 9	TEXAS-EL PASO*	L	45-49
J10	NEW MEXICO* (ot)	L	53-54
J14	at Northern Colorado	W	90-68
J19	at Denver	W	77-73
J24	COLORADO STATE*	L	41-51
J30	at Arizona State*	L	67-70
J31	at Arizona*	L	57-64
F 6	BRIGHAM YOUNG*	L	80-94
F 7	UTAH*	L	69-87
F13	at New Mexico*	L	51-57
F14	at Texas-El Paso*	L	55-62
F21	at Colorado State*	L	57-61
F27	ARIZONA*	L	66-74
F28	ARIZONA STATE*	W	84-72
M 5	at Utah*	W	64-61
M 6	at Brigham Young*	L	60-82



Don DeVoe

1977-78

29-25, (.537) Record

two seasons

1976-77


(17-10)	Don DeVoe		
N27	at Fresno State	L	71-88
D 2	NORTHERN COLORADO	W	80-58
D11	TEXAS TECH	L	56-66
D15	EASTERN WASHINGTON	W	75-66
D16	CAL-SAN DIEGO	W	86-58
D18	WHITTIER	W	100-78
D29	E. Montana @Pocatello	W	82-45
D30	at Idaho State	L	65-68
J 3	ADAMS STATE	W	93-67
J 7	PACIFIC	W	56-54
J 8	DENVER (ot)	L	85-88
J14	at Utah*	L	76-84
J15	at Brigham Young*	L	64-97
J18	at Denver	W	74-62
J22	at Colorado State*	W	74-64
J28	ARIZONA*	W	69-68
J29	ARIZONA STATE*	W	92-88
F 3	at Texas-El Paso* (ot)	W	62-59
F 5	at New Mexico*	L	78-93
F10	BRIGHAM YOUNG*	L	72-82
F12	UTAH*	W	94-88
F15	AIR FORCE	W	70-61
F19	COLORADO STATE*	W	65-63
F24	at Arizona State*	L	93-107
F26	at Arizona*	L	63-88
M 3	NEW MEXICO*	W	82-64
M 5	TEXAS-EL PASO*	W	60-59

1977-78

(12-15)	Don DeVoe		
N26	CHADRON STATE	W	91-68
N28	MESA STATE	W	73-65
D 5	at Oregon State	L	69-79
D 7	at Washington	L	64-69
D10	DENVER	W	86-77
D17	EASTERN WASHINGTON	W	100-69
D19	EASTERN MONTANA	W	105-81
D28	Long Beach St. @Toledo	W	85-70
D29	at Toledo	L	79-100
J 3	SACRAMENTO STATE	W	106-88



J 4	at Denver	W	67-66
J 9	ROOSEVELT	W	100-62
J12	BRIGHAM YOUNG*	W	89-82
J14	UTAH*	L	63-71
J17	at Air Force	L	65-68
J21	COLORADO STATE*	L	63-79
J27	at Arizona State*	L	62-66
J28	at Arizona*	L	75-99
F 2	NEW MEXICO*	L	91-94
F 4	TEXAS-EL PASO* (ot)	W	77-74
F 9	at Utah*	L	73-95
F11	at Brigham Young*	L	56-76
F18	at Colorado State*	L	70-82
F24	ARIZONA*	W	78-73
F25	ARIZONA STATE*	L	89-90
M 2	at Texas-El Paso*	L	55-62
M 4	at New Mexico*	L	74-93



Jim Brandenburg

1979-87

176-97, (.645) Record

nine seasons

1978-79

(15-12)	Jim Brandenburg	
N27	OREGON STATE	L 56-71
N29	TEXAS WESLEYAN	W 78-66
D 2	PHILLIPS	W 83-59
D 4	AUGUSTANA	W 88-58
D 9	at Texas Tech	W 68-65
D16	FORT LEWIS	W 75-52
D20	ADAMS STATE	W 101-63
D27	at Oregon	L 68-72
D29	Washington @Portland	L 74-85
D30	Seattle @Portland	L 64-66
J 3	AIR FORCE	W 66-54
J 6	S. ILLINOIS-Edwardsville	W 99-66
J12	SAN DIEGO STATE*	W 78-71
J13	NEVADA-LAS VEGAS	W 84-70
J18	at Texas-El Paso*	L 68-71
J20	at New Mexico*	L 64-72
J25	UTAH*	L 60-64
J27	BRIGHAM YOUNG* (ot)	W 71-69
J29	DENVER	W 83-68
F 2	at Colorado State*	L 42-45
F 4	at Nevada-Las Vegas	L 76-93
F10	at San Diego State*	L 71-79
F15	NEW MEXICO* (ot)	W 66-63
F17	TEXAS-EL PASO*	W 28-27
F22	at Brigham Young*	L 73-78
F24	at Utah* (ot)	L 52-58
M 3	COLORADO STATE*	W 70-65

1979-80

(18-10)		Jim Brandenburg	
N30	MISSISSIPPI VALLEY ST.	W	121-62
D 1	SOUTH DAKOTA	L	72-73
D 4	at Stanford	L	52-54
D 8	at Air Force	W	73-68
D10	CONCORDIA	W	98-56
D13	U.S. INTERNATIONAL	W	73-56
D17	WISCONSIN-SUPERIOR	W	106-69
D19	BOISE STATE	W	72-53
D21	FORT LEWIS	W	104-54
D27	St. Francis (NY) @Ok. City	W	59-52
D28	Oklahoma @Oklahoma City	L	56-70
D29	N. Texas St. @Ok. City	W	79-59
J 3	at Hawaii*	W	62-57
J 5	at San Diego State*	L	57-65
J10	NEW MEXICO*	W	78-58
J12	TEXAS-EL PASO*	L	47-51
J18	at Brigham Young*	W	56-53
J19	at Utah*	L	39-54
J31	SAN DIEGO STATE*	W	79-58
F 2	HAWAII*	W	89-67
F 7	at Texas-El Paso*	L	50-51
F 9	at New Mexico*	W	68-54
F13	at Nevada-Las Vegas	L	64-66
F21	UTAH*	W	62-60
F23	BRIGHAM YOUNG*	L	30-39
F27	NEVADA-LAS VEGAS	W	71-70
M 1	COLORADO STATE*	L	49-51
M 3	at Colorado State*	W	67-64

1980-81

(24-6)		Jim Brandenburg	
N28	at Nebraska (ot)	W	62-59
D 2	MIDWESTERN STATE	W	87-61
D 4	STANFORD	W	73-51
D 6	ADAMS STATE	W	101-67
D11	at Boise State	W	76-51
D13	at Southern Cal	L	57-59
D16	WESTERN MONTANA	W	79-45
D19	Oklahoma @Houston	W	98-77
D20	at Houston	L	61-70
D29	ILLINOIS-CHICAGO	W	99-47
J 2	at San Diego State*	W	69-51
J 5	at Hawaii* (ot)	W	71-66
J 9	TEXAS-EL PASO*	W	44-42
J10	NEW MEXICO*	W	91-54
J17	at Colorado State*	W	85-54
J23	at Utah*	L	53-55
J24	at Brigham Young*	L	70-84
J27	NEVADA-LAS VEGAS	W	71-66
J31	AIR FORCE*	W	69-45
F 5	HAWAII*	W	77-58
F 7	SAN DIEGO STATE*	W	102-57
F12	at New Mexico*	L	56-57
F14	at Texas-El Paso*	W	63-58
F21	COLORADO STATE*	W	68-40
F26	BRIGHAM YOUNG* (2ot)	W	86-84
F28	UTAH*	W	53-50
M 6	at Air Force*	W	46-38
M 7	at Nevada-Las Vegas	W	97-70
M12	Howard+	W	78-43
M14	Illinois+	L	65-67
+NCAA Tournament			

1981-82

(23-7)	Jim Brandenburg	
N27	NEBRASKA	W 62-48
N28	PORTLAND	W 63-47
N30	MID WESTERN STATE	W 71-48
D 4	Canisius @Columbia, Mo.	W 73-40
D 5	at Missouri	L 54-64
D10	at Colorado	L 73-75
D12	CAL POLY-POMONA	W 88-50
D18	California (ot) @ Tenn.	L 75-77
D19	American	W 71-63
D21	FORT LEWIS	W 81-48
D29	ILLINOIS-CHICAGO	W 73-53
J 2	COLORADO STATE*	W 51-31
J 7	UTAH*	W 75-49
J 9	BRIGHAM YOUNG*	W 61-42
J13	at Air Force*	W 54-40
J15	at Nevada-Las Vegas	L 58-69
J21	SAN DIEGO STATE*	W 77-64
J23	at Brigham Young*	W 27-25
J25	HAWAII*	W 87-61
J29	at Texas-El Paso*	L 45-51
J30	at New Mexico*	W 75-65
F 6	at Utah*	W 66-51
F11	NEW MEXICO*	W 56-45
F13	TEXAS-EL PASO*	L 37-45
F20	AIR FORCE*	W 59-29
F27	at Colorado State*	W 63-57
M 4	at Hawaii*	W 39-37
M 6	at San Diego State* (ot)	W 66-64
M11	Southern Cal+	W 61-58
M13	Georgetown+	L 43-51
+NCAA Tournament		

1982-83

(16-13)	Jim Brandenburg		
N16	POLAND (ex.)	W	79-57
N27	Tulane @Memphis	L	38-52
N28	at Memphis State	L	45-71
N30	REGIS	W	80-41
D 4	SOUTHERN CAL	L	55-56
D 7	SOUTH DAKOTA	W	83-51
D10	UNC-Wilmington @Indiana	W	52-42
D11	at Indiana	L	65-78
D18	at Nebraska	L	57-68
D22	SOUTHERN COLORADO%	W	100-67
D23	MIDWESTERN STATE%	W	68-42
D28	COLORADO	W	74-57
D30	U.S. INTERNATIONAL	W	74-58
J 5	at Ill.-Chicago (ot)	W	73-69
J15	at New Mexico*	L	71-76
J17	at Texas-El Paso*	L	54-59
J20	UTAH*	W	65-49
J22	BRIGHAM YOUNG*	L	64-82
J27	at Hawaii*	L	63-65
J29	at San Diego State*	L	57-64

F 5	at Colorado State*	L	48-50
F 7	AIR FORCE*	W	74-44
F12	TEXAS-EL PASO*	W	74-58
F14	NEW MEXICO*	W	64-58
F17	at Utah*	W	65-47
F24	SAN DIEGO STATE*	W	66-56
F26	HAWAII*	L	55-57
M 3	at Air Force*	W	51-47
M10	COLORADO STATE*	W	49-39
M12	at Brigham Young*	L	41-54
%Games at Casper			

1983-84

(17-13)	Jim Brandenburg	
N15	CZECHOSLOVAKIA (ex.)	L 77-80
D 2	WISCONSIN-GREEN BAY	W 87-45
D 3	CAL STATE-LONG BEACH	W 69-60
D 8	at Boise State	L 52-66
D10	at Portland (ot)	W 61-59
D16	at Kentucky	L 40-66
D17	Va. Commonwealth @Ken.	L 57-70
D20	NEBRASKA	L 64-67
D27	NORTHERN ARIZONA%	W 65-55
D28	LOYOLA-MARYMOUNT%	W 69-51
J 3	DENVER	W 60-46
J 5	at Colorado	L 63-70
J 7	FORT LEWIS	W 84-50
J14	at Colorado State*	W 69-63
J16	AIR FORCE*	W 63-42
J21	TEXAS-EL PASO*	L 46-54
J23	NEW MEXICO*	L 38-40
J26	at Brigham Young*	L 61-74
J28	at Utah*	L 57-58
F 2	HAWAII*	W 73-64
F 8	SAN DIEGO STATE* (ot)	W 83-73
F 9	COLORADO STATE*	W 67-51
F13	at Air Force*	W 59-49
F16	at New Mexico*	L 54-62
F18	at Texas-El Paso* (ot)	L 66-73
F23	UTAH*	W 75-60
F25	BRIGHAM YOUNG*	W 56-55
F28	at Hawaii*	L 67-68
M 1	at San Diego State*	W 65-64
M 7	COLORADO STATE\$	W 40-36
M 9	at Texas-El Paso\$	L 55-62
%Cowboy Shootout at Casper		
%WAC Tournament		

1984-85

(15-14)		Jim Brandenburg
N12	CHINA (ex.)	W 85-68
N30	SOUTH DAKOTA	W 91-74
D 1	SEATTLE PACIFIC	W 93-74
D 4	at Southern Cal	L 57-67
D 8	LONG BEACH STATE	W 73-49
D10	at Nebraska	L 65-79
D14	COLORADO	W 72-68
D15	HARDIN-SIMMONS	W 51-44
D21	OREGON	W 60-58
D22	BOISE STATE	L 55-57
D29	BAYLOR%	W 86-84
D30	TEMPLE%	L 60-66
J 3	SAN DIEGO STATE*	L 57-60
J 5	HAWAII*	W 68-63
J10	at New Mexico*	L 37-50
J12	at Texas-El Paso	L 59-77
J16	at Air Force* (ot)	W 77-75
J19	UTAH* (ot)	W 69-60
J24	at Brigham Young*	L 65-78
J25	at Utah*	W 70-62
J31	COLORADO STATE*	W 54-53
F 1	TEXAS-EL PASO*	W 65-62
F 7	at Hawaii*	L 50-68
F 9	at San Diego State*	L 70-79
F15	SOUTHERN COLORADO	W 59-47
F21	AIR FORCE*	L 49-52
F22	at Colorado State*	L 68-83
F28	BRIGHAM YOUNG*	W 78-66
M 2	NEW MEXICO*	L 78-83
M 4	at Utah\$	L 60-61
%Cowboy Shootout at Casper		
SWAC Tournament		

1985-86


(24-12)	Jim Brandenburg		
N8	NOSSO CLUB LIMERIA (ex.)	W	79-52
N22	CAL STATE-NORTHIDGE	W	86-49
N23	NORTHERN COLORADO	W	83-64
N30	NEBRASKA	L	53-64
D 7	at Colorado	L	71-74
D 9	SOUTHERN CAL	W	89-79
D12	HARDIN-SIMMONS	W	79-70
D14	at Oregon	L	59-81



D21	at Idaho State	L	62-70
D23	at Weber State	L	71-76
D27	SOUTHWEST MISSOURI%	W	64-59
D28	ILLINOIS STATE%	W	71-48
J 4	at Louisville	L	62-94
J 9	NEW MEXICO*	L	45-47
J11	TEXAS-EL PASO* (ot)	W	63-62
J16	AIR FORCE*	W	58-53
J18	UTAH*	W	94-79
J25	at Hawaii*	W	78-63
J27	at San Diego State*	L	82-88
J30	HAWAII*	W	77-58
F 1	at Colorado State*	W	68-66
F 6	at Texas-El Paso*	L	58-72
F 8	at New Mexico*	W	67-65
F13	SAN DIEGO STATE*	W	89-71
F15	at Air Force*	W	62-42
F20	BRIGHAM YOUNG*	W	66-56
F22	COLORADO STATE*	W	77-70
F27	at Utah*	L	72-74
M 1	at Brigham Young*	W	65-62
M 6	AIR FORCE\$	W	67-65
M 7	NEW MEXICO\$	W	56-54
M 8	TEXAS-EL PASO\$	L	64-65
M13	TEXAS A&M#	W	79-70
M17	LOYOLA-MARYMOUNT#	W	99-90
M20	CLEMSON#	W	62-57
M24	Florida# @New York	W	67-58
M26	Ohio State# @New York	L	63-73
%Cowboy Shootout at Casper			
\$WAC Tournament			
#NIT Tournament			

1986-87

(24-10)	Jim Brandenburg		
N22	BOSNA CLUB (ex.)	W	70-68
N28	DENVER	W	81-59
N29	WEBER STATE	W	71-54
D 5	IDAHO STATE	W	56-37
D 6	COLORADO	W	55-42
D11	at Texas Tech	L	61-69
D13	at Hardin-Simmons	L	53-60
D20	at Nebraska	L	61-62
D22	at Drake	W	70-65
D27	NORTHERN ILLINOIS%	W	83-78
D28	LAMAR%	W	77-68
J 2	at Utah*	W	61-56
J 3	at Brigham Young*	L	74-77
J 6	COLORADO STATE*	L	71-74
J 8	HAWAII*	W	76-67
J10	LOUISVILLE	L	64-67
J15	NEW MEXICO*	W	78-66
J17	TEXAS-EL PASO*	W	79-74
J22	at San Diego State*	W	79-70
J24	at Hawaii*	W	66-61
J29	at Air Force*	W	74-68
J31	UTAH*	W	72-55
F 6	CHICAGO STATE	W	75-64
F12	AIR FORCE*	W	72-46
F14	at Colorado State* (3ot)	W	81-78
F19	SAN DIEGO STATE*	W	85-73
F21	BRIGHAM YOUNG*	L	63-67
F26	at New Mexico*	L	89-92
F28	at Texas-El Paso*	L	72-74
M 5	Utah\$	W	56-54
M 6	Texas-El Paso\$	W	77-74
M 7	at New Mexico\$	W	64-62
M12	Virginia+	W	64-60
M14	UCLA+	W	78-68
M20	Nevada-Las Vegas+	L	78-92
%Cowboy Shootout at Casper			
\$WAC Tournament			
+NCAA Tournament			



Benny Dees
1988-93
104-77, (.575) Record
six seasons

1987-88

(26-6)	Benny Dees		
N14	WEST BERLIN (ex.)	W	109-84
N27	DENVER	W	113-82
D 2	at Colorado	W	100-68
D 5	TEXAS TECH	W	84-65
D12	at Alabama-Birmingham	W	74-69
D14	GEORGIA STATE	W	100-89

D19	NEBRASKA	W	87-58
D22	at Boise State	W	59-55
D27	COLUMBIA%	W	92-56
D28	EASTERN KENTUCKY%	W	71-59
D30	Cincinnati @Denver	W	100-73
J 2	STEPHEN F. AUSTIN	W	94-55
J 8	at Texas-El Paso*	L	62-68
J 9	at New Mexico*	L	72-85
J13	AIR FORCE*	W	81-61
J15	Brigham Young*	L	67-83
J21	HAWAII*	W	81-61
J23	at Colorado State*	L	49-54
J28	at San Diego State*	W	57-56
J30	at Hawaii*	W	67-61
F 4	TEXAS-EL PASO*	W	73-59
F 6	NEW MEXICO*	W	90-72
F11	at Brigham Young*	L	69-78
F13	at Utah*	W	69-60
F18	at Air Force*	W	79-63
F20	COLORADO STATE*	W	57-50
F25	UTAH*	W	79-56
F27	SAN DIEGO STATE*	W	85-59
M 4	BOISE STATE	W	56-50
M10	San Diego State\$	W	86-73
M11	Colorado State\$	W	60-58
M12	Texas-El Paso\$	W	79-75
M17	Loyola-Marymount+	L	115-119
%Cowboy Shootout at Casper			
\$WAC Tournament			
+NCAA Tournament			

1988-89

(14-17)	Benny Dees		
N 9	CZECHOSLOVAKIA (ex.)	W	91-80
N18	SOUTHERN METHODIST	W	70-65
N20	at Syracuse	L	81-107
N26	SOUTHWEST MISSOURI	L	51-53
N30	TEXAS SOUTHERN	W	77-74
D 3	Wake Forest @Denver	L	77-82
D 7	SOUTHERN UTAH	W	85-73
D10	ALABAMA-BIRMINGHAM	W	109-91
D14	COLORADO	W	81-68
D23	at Evansville	L	63-84
D29	GONZAGA%	W	80-67
D30	SOUTHERN ILLINOIS%	L	80-85
J 2	DRAKE	W	97-85
J 7	SOUTHWEST LOUISIANA	W	104-84
J12	TEXAS-EL PASO*	W	81-75
J14	NEW MEXICO*	L	89-106
J17	UTAH*	L	80-82
J21	AIR FORCE*	L	55-58
J23	at Nebraska	L	58-71
J28	at Hawaii*	W	64-59
J30	at San Diego State*	L	61-69
F 2	HAWAII*	L	59-69
F 4	at Colorado State*	L	48-58
F 9	at New Mexico*	W	68-66
F11	at Texas-El Paso*	L	72-79
F16	at Air Force*	L	53-54
F18	SAN DIEGO STATE*	W	71-67
F23	BRIGHAM YOUNG*	W	72-65
F25	COLORADO STATE*	L	59-62
M 2	at Brigham Young*	L	67-71
M 4	at Utah*	W	64-63
M 9	Texas-El-Paso\$ (2ot)	L	81-88
%Cowboy Shootout at Casper			
\$WAC Tournament			

1989-90

(15-14)	Benny Dees		
N 3	SPIRIT EXPRESS (ex.)	W	86-77
N20	NOSSCO CLUB-BRAZIL (ex.)	L	56-61
N25	SAM HOUSTON STATE (ot)	L	69-72
N28	at Memphis State	L	75-91
N30	at Colorado	L	77-81
D 2	MONTANA	W	78-58
D 5	EVANSVILLE	W	66-64
D 7	McNEESE STATE	W	76-50
D 9	NORTHWESTERN STATE	W	80-68
D21	at Lamar	W	79-71
D23	at Southwest Missouri	L	51-77
D29	NORTHEAST LOUISIANA%	W	75-66
D30	CAL STATE-FULLERTON%	W	69-51
J 4	at New Mexico*	W	89-87
J 6	at Texas-El Paso*	L	62-72
J11	SAN DIEGO STATE*	W	76-60
J15	COLORADO STATE*	L	57-65
J18	UTAH*	W	98-87
J20	BRIGHAM YOUNG*	L	60-65
J22	NEBRASKA	W	95-65
J27	at Hawaii*	L	77-81
J29	at San Diego State*	L	59-68
F 3	at Colorado State*	W	71-67
F 5	AIR FORCE*	W	80-60

F10	NEW MEXICO*	L	79-82
F12	at Air Force*	L	63-69
F22	at Brigham Young*	L	64-75
F24	at Utah*	W	80-76
F28	TEXAS-EL PASO*	L	59-70
M 3	HAWAII*	W	61-60
M 8	Hawaii\$	L	63-66
%Cowboy Shootout at Casper			
\$WAC Tournament			

1990-91

(20-12)	Benny Dees		
N 2	SPIRIT EXPRESS (ex.)	W	110-97
N12	LITHUANIA (ex.)	W	106-81
N24	MARSHALL (ot)	W	96-91
N29	MISSOURI-ST. LOUIS	W	101-76
D 1	METRO STATE	W	86-75
D 5	at Kansas State	L	68-81
D 9	at Montana	W	75-67
D12	COLORADO	W	62-60
D14	NORTHERN IOWA	W	99-65
D16	MEMPHIS STATE	W	97-72
D23	at Sam Houston State	W	98-84
D28	NORTHERN ARIZONA%	W	103-87
D29	SOUTHERN MISSISSIPPI%	L	112-122
J 5	at New Mexico*	W	92-79
J 8	at Colorado State*	W	75-63
J10	HAWAII*	W	98-78
J12	CHARLESTON	W	84-59
J17	UTAH*	L	83-90
J19	BRIGHAM YOUNG*	W	86-80
J26	at Brigham Young*	W	77-72
J31	at Hawaii*	L	80-87
F 3	at San Diego State* (2ot)	L	84-87
F 5	at Air Force*	W	59-52
F 9	NEW MEXICO* (ot)	L	83-85
F14	at Utah*	L	72-77
F16	at Texas-El Paso*	L	69-72
F21	AIR FORCE*	W	91-69
F23	SAN DIEGO STATE*	L	83-95
F26	COLORADO STATE*	L	68-71
F28	TEXAS-EL PASO*	W	88-74
M 7	TEXAS-EL PASO\$	W	71-67
M 8	UTAH\$	L	63-69
M15	BUTLER#	W	63-61
M18	at Colorado#	L	75-83
%Cowboy Shootout at Casper			
\$WAC Tournament			
#NIT Tournament			

1991-92


(16-13)	Benny Dees		
N 8	LATVIA (ex.)	W	107-100
N16	FORT SILL (ex.)	W	113-71
N23	LOUISIANA TECH	W	96-78
N25	BOISE STATE	W	78-60
N30	SAM HOUSTON STATE	W	85-70
D 6	South Florida @Marshall	L	68-85
D 7	at Marshall	L	86-91
D11	at Colorado	W	60-58
D14	TROY STATE	W	108-92
D22	at Northern Iowa	W	60-55
D27	BOSTON%	W	81-75
D28	OHIO% (ot)	W	70-65
J 2	KANSAS STATE	L	65-71
J 9	at San Diego State*	W	85-72
J11	at Hawaii*	L	55-77
J16	at Brigham Young*	L	59-68
J18	at Louisville	L	60-68
J23	BRIGHAM YOUNG*	W	72-67
J25	UTAH* (ot)	L	79-80
J28	at Colorado State*	L	67-68
F 1	HAWAII*	L	65-68
F 4	AIR FORCE*	W	69-47
F 6	at New Mexico*	L	65-79
F13	SAN DIEGO STATE*	W	92-66
F15	NEW MEXICO*	W	68-61
F20	at Texas-El Paso* (ot)	L	72-74
F22	at Utah*	W	70-57
F27	TEXAS-EL PASO*	L	72-73
M 3	at Air Force*	W	86-60
M 7	COLORADO STATE*	W	83-65
M12	New Mexico\$	L	83-89
%Cowboy Shootout at Casper			
\$WAC Tournament			

1992-93

(13-15)	Benny Dees		
N28	RUSSIAN NATIONALS (ex.)	W	118-73
D 1	ATHLETES IN ACTION (ex.)	L	79-86
D 5	DENVER	W	82-79
D 7	at Louisiana Tech	W	75-57
D 9	SOUTHERN COLORADO	W	79-54



D12	at Boise State	L	50-70
D19	COLORADO	W	79-72
D21	MARSHALL	W	101-89
D27	TEXAS-ARLINGTON%	L	70-79
D28	MONTANA STATE%	W	74-64
J 2	at Fresno State*	L	66-68
J 4	at Air Force*	W	59-53
J 7	SAN DIEGO STATE*	W	77-54
J 9	HAWAII*	W	70-62
J11	at Houston	L	56-83
J16	at Colorado State*	L	77-92
J21	at Texas-El Paso*	W	74-70
J23	at New Mexico*	L	67-77
J28	UTAH*	L	45-64
J30	BRIGHAM YOUNG*	L	64-77
F 4	at Utah*	L	64-88
F 6	at Brigham Young*	L	62-75
F11	TEXAS-EL-PASO* (ot)	L	78-81
F13	NEW MEXICO*	L	60-76
F20	COLORADO STATE*	W	77-66
F25	at San Diego State*	L	62-64
F27	at Hawaii*	L	59-61
M 4	FRESNO STATE*	W	77-55
M 6	AIR FORCE*	W	64-58
M10	San Diego State\$	L	57-59
%Cowboy Shootout at Casper \$WAC Tournament			



Joby Wright
1994-97
53-60, (.469) Record
four seasons

1993-94

(14-14)	Joby Wright
N20 SPARTAK MOSKA (ex.)	W 106-68
N26 ATHLETES IN ACTION (ex.)	L 61-76
N29 at Cincinnati	L 49-73
D 1 DENVER	W 98-55
D 4 CAL STATE FULLERTON	W 80-62
D 9 at Colorado	W 87-79
D18 LOUISVILLE	L 55-72
D21 at Montana State	W 78-62
D23 HOUSTON	W 78-66
D28 IDAHO STATE%	W 75-67
D29 UTAH STATE% (ot)	W 73-69
J 3 AIR FORCE*	W 63-56
J 5 FRESNO STATE*	L 51-65
J 8 at Hawaii*	L 64-76
J10 at San Diego State*	L 71-73
J15 COLORADO STATE*	W 73-58
J20 TEXAS-EL PASO*	L 64-67
J22 NEW MEXICO*	L 71-77
J27 at Brigham Young*	L 66-82
J29 at Utah*	L 60-66
F 3 BRIGHAM YOUNG*	W 79-65
F 5 UTAH*	W 60-55
F10 at New Mexico*	L 64-73
F12 at Texas-El Paso*	L 54-73
F19 at Colorado State*	W 74-72
F24 HAWAII* (3 ot)	L 94-95
F26 SAN DIEGO STATE*	W 85-70
M 3 at Air Force*	W 78-66
M 5 at Fresno State*	L 68-73
M 9 San Diego State\$	L 51-54
% Cowboy Shootout at Casper	
\$ WAC Tournament	

1994-95

(13-15)		Joby Wright
N19	RUSSIAN RED ARMY (ex.)	W 88-74
N26	ATHLETES IN ACTION (ex.)	W 86-85
N29	DENVER	W 92-68
D 3	at Iowa State	L 63-82
D 6	COLORADO	L 69-75
D10	at Old Dominion	L 61-63
D14	WESTERN STATE	W 101-70
D17	CINCINNATI	L 80-81
D23	WEBER STATE	W 58-56
D27	MONMOUTH%	W 52-47
D28	MISSISSIPPI STATE%	L 57-61
J 2	SAN DIEGO STATE*	W 64-56
J 4	HAWAII*	W 70-53
J 7	at Colorado State*	W 70-69
J12	at Texas-El Paso*	L 55-72
J14	at New Mexico*	W 75-61
J19	UTAH*	W 63-56


J21	BRIGHAM YOUNG*	L	52-58
J26	at Fresno State*	L	54-57
J28	at Air Force*	W	70-65
F 2	FRESNO STATE*	W	84-70
F 4	AIR FORCE*	W	70-55
F 9	at Utah* (ot)	L	80-89
F11	at Brigham Young*	L	72-78
F16	TEXAS-EL PASO*	L	70-73
F18	NEW MEXICO*	L	61-62
F25	COLORADO STATE*	W	80-73
M 2	at San Diego State*	L	51-52
M 4	at Hawaii*	L	46-58
M 9	at New Mexico\$	L	56-63
%Cowboy Shootout at Casper \$WAC Tournament			

1995-96

(14-15)		Joby Wright
N18	USA VERICH REP. (ex.)	L 76-85
N25	SIMON FRASER	W 86-71
N27	DENVER	W 97-83
N29	at Cincinnati	L 51-101
D 9	NORTHERN COLORADO	W 92-63
D13	at Colorado	W 83-81
D16	IOWA STATE (ot)	L 66-70
D20	OLD DOMINION	L 52-66
D22	at Weber State	L 68-85
D28	ALCORN STATE%	W 87-64
D29	OHIO STATE%	W 73-67
J 2	at Hawaii*	L 53-63
J 4	at San Diego State*	L 77-80
J10	COLORADO STATE*	L 63-68
J13	NEW MEXICO*	W 61-58
J15	UTEP* (ot)	W 72-68
J18	at Brigham Young*	L 75-84
J20	at Utah*	L 65-88
J25	AIR FORCE*	W 84-67
J27	FRESNO STATE*	W 96-81
F 1	at Air Force*	W 72-65
F 3	at Fresno State*	L 70-74
F10	BRIGHAM YOUNG*	L 71-81
F12	UTAH*	W 80-76
F15	at UTEP*	L 71-77
F17	at New Mexico*	L 69-70
F24	at Colorado State*	L 66-80
F29	HAWAII*	W 95-78
M 2	SAN DIEGO STATE*	W 69-68
M 7	Fresno State\$	L 82-91
%Cowboy Shootout at Casper \$WAC Tournament		

1996-97


(12-16)	Joby Wright
N9 HUNGARIAN CLUB (ex.)	W 91-86
N14 ATHLETES IN ACTION (ex.)	W 83-79
N22 CREIGHTON	W 85-77
N25 at Long Beach State	L 78-79
D 3 at St. Joseph's	L 57-71
D 7 at Massachusetts	L 72-90
D10 COLORADO	L 68-84
D14 at Austin Peay	W 76-71
D19 Montana State @ Billings	W 92-82
D21 Utah State @ Salt Lake City	L 72-73
D27 SOUTHERN ILLINOIS%	L 87-92
D28 TEXAS TECH%	L 74-77
D31 DENVER	W 83-74
J 4 BRIGHAM YOUNG*	W 89-61
J11 at Colorado State*	L 71-78
J16 at San Diego State*	L 75-82
J18 at Hawaii*	L 58-70
J23 SAN JOSE STATE*	W 75-59
J25 FRESNO STATE*	W 87-74
J30 at Air Force*	W 75-64
F 1 at UNLV*	L 47-80
F 6 COLORADO STATE* (ot)	W 67-65
F 8 at Brigham Young*	W 72-60
F13 HAWAII* (ot)	L 68-70
F15 SAN DIEGO STATE*	W 67-50
F20 at Fresno State*	L 68-76
F22 at San Jose State*	L 62-67
F27 UNLV* (ot)	L 69-75
M 1 AIR FORCE*	W 68-56
M 4 TCU\$	L 61-72
%Cowboy Shootout at Casper	
\$WAC Tournament	



Larry Shyatt
1998
19-9, (.678) Record
one season

1997-98

(19-9)		Larry Shyatt	
N8	HUNGARY SELECT (ex.)	W	81-44
N12	MARATHON OIL (ex.)	W	83-73
N16	DENVER	W	73-50
N19	at Colorado	W	62-58
N25	EASTERN ILLINOIS	W	54-51
N29	SOUTHERN UTAH	W	75-47
D 3	UTAH STATE	W	67-61
D 6	at Creighton	L	70-81
D17	NE ILLINOIS	W	77-45
D20	at New Mexico State	L	45-60
D23	MONTANA STATE	W	60-59
D27	NICHOLLS STATE%	W	84-69
D28	NORFOLK STATE% (OT)	W	72-65
J 3	LONG BEACH STATE	W	55-43
J 8	UTEP*	W	65-46
J10	NEW MEXICO*	W	58-55
J15	at Brigham Young*	L	41-60
J17	at Utah*	L	58-75
J24	COLORADO STATE*	L	46-53
J29	AIR FORCE*	W	76-44
J31	UNLV*	W	73-62
F 5	at New Mexico*	L	59-89
F 7	at UTEP*	W	67-55
F12	UTAH*	W	62-56
F14	BRIGHAM YOUNG*	W	77-54
F21	at Colorado State* (ot)	W	69-64
F26	at UNLV*	L	66-72
F28	at Air Force*	W	63-53
M 3	SAN DIEGO STATE\$	L	57-60
M11	GONZAGA#	L	55-69
%Cowboy Shootout at Casper \$WAC Tournament #NIT			



Steve McClain
1999-2007
157-115, (.577) Record
nine seasons

1998-99

(18-10)		Steve McClain
N2	CALIFORNIA ALL-STARS (ex.)	W 89-84
N14	COSTA RICA (ex.)	W 120-41
N 17	DENVER	L 82-86
N 23	at Nevada	W 73-69
N 27	Montana State^	W 90-76
D 3	IDAHO STATE	W 74-53
D 5	Arizona+	L 84-94
D 9	COLORADO	W 67-66
D 12	at North Texas	W 87-67
D 21	ALCORN STATE	W 101-64
D 27	Louisiana Tech%	W 91-73
D 28	Wagner%	W 85-71
D 31	DARTMOUTH	W 76-47
J 7	at Rice*	L 52-77
J 10	at Tulsa* (ESPN2)	L 89-96
J 14	TCU*	W 96-93
J 16	SMU*	W 89-85
J 23	at Colorado State*	L 83-91
J 28	at UNLV*	L 75-96
J 30	at Air Force*	W 82-61
F 4	TULSA*	W 80-61
F 6	RICE *	W 70-63
F 11	at TCU*	L 85-102
F 13	at SMU*	L 72-75
F 16	TEXAS-PAN AMERICAN	W 103-85
F 20	COLORADO STATE*	L 75-80
F 25	AIR FORCE*	W 93-67
F 27	UNLV*	W 79-76
M 10	USC#	W 81-77
M 15	at Oregon #	L 72-93
^ in Billings, Mont.		
+ in Phoenix, Ariz.		
% Cowboy Shootout at Casper		
# NIT		



1999-2000

(19-12)	Steve McClain	
Nov. 1	CALIFORNIA ALL-STARS (ex.)	L 94-97
Nov. 13	URAL GREAT RUSSIA (ex.)	W 105-69
Nov. 19	NORTHWESTERN STATE (LA.)	W 92-54
Nov. 23	AKRON	W 84-68
Nov. 26	at Hawai'i Pacific^	W 110-65
Nov. 27	vs. LSU^	L 86-103
Nov. 28	vs. Southwest Missouri State^	L 75-83
Dec. 4	NEVADA	W 83-64
Dec. 7	MOUNT ST. MARY'S (MD.)	W 83-69
Dec. 11	Montana State%	W 92-86
Dec. 18	at Indiana	L 80-99
Dec. 20	at Oregon State	L 77-83
Dec. 22	at Denver	W 78-60
Dec. 30	SAMFORD	W 80-73
Jan. 3	at Idaho State	W 89-83
Jan. 8	NORTH TEXAS	W 100-85
Jan. 10	at Wichita State	L 71-80
Jan. 13	NEW MEXICO*	W 88-83
Jan. 15	COLORADO STATE*	L 71-77
Jan. 20	at Brigham Young*	L 78-87
Jan. 22	at Utah*	L 61-69
Jan. 29	SAN DIEGO STATE*	W 93-87
Jan. 31	UNLV*	W 109-98
Feb. 5	at Air Force*	L 79-82 (ot)
Feb. 12	at UNLV*	L 60-87
Feb. 14	at New Mexico*	W 99-93
Feb. 19	at San Diego State*	W 71-57
Feb. 21	AIR FORCE*	W 61-51
Feb. 26	BRIGHAM YOUNG*	W 85-70
Feb. 28	UTAH*	W 88-61
March 4	at Colorado State*	L 78-79
March 9	vs. Colorado State\$	W 74-68
March 10	at UNLV\$	L 92-97

^Hawai'i Pacific Classic in Honolulu, Hawai'i
%Cowboy Shootout in Casper, Wyo.
\$MWC Tournament

2000-01

(20-10)	Steve McClain	
Nov. 9	SLOVAKIA SELECT (ex.)	W 99-63
Nov. 14	CALIFORNIA ALL-STARS (ex.)	W 102-80
Nov. 18	UC RIVERSIDE	W 77-59
Nov. 27	DENVER	W 70-55
Dec. 1	CREIGHTON	W 78-74
Dec. 3	vs. Montana State^	W 77-62
Dec. 7	at Cal St. Northridge	L 71-74
Dec. 9	at Cal St. Fullerton	W 78-61
Dec. 16	vs. Oregon State%	W 65-53
Dec. 19	DELAWARE STATE	W 92-64
Dec. 21	at South Carolina	L 67-78
Dec. 23	at Akron	W 81-73
Dec. 30	WICHITA STATE	W 72-65
Jan. 3	at LSU	L 69-73
Jan. 8	at Utah*	L 71-83
Jan. 13	at Colorado State*	W 70-69 (ot)
Jan. 20	UTAH*	W 78-77 (ot)
Jan. 22	BRIGHAM YOUNG*	W 85-78
Jan. 27	at Air Force*	W 71-56
Jan. 29	at New Mexico*	W 82-78
Feb. 3	SAN DIEGO STATE*	W 101-66
Feb. 5	UNLV*	L 78-80
Feb. 10	COLORADO STATE*	W 72-70
Feb. 15	at Brigham Young*	L 63-79
Feb. 17	at Creighton	L 72-84
Feb. 24	AIR FORCE*	W 82-70
Feb. 26	NEW MEXICO*	W 81-61
March 1	at San Diego State*	W 69-62
March 3	at UNLV*	L 102-106
March 8	vs. San Diego State\$	W 73-58
March 9	vs. Brigham Young\$	L 66-77
March 14	PEPPERDINE#	L 69-72

^ in Billings, Mont.
% Cowboy Shootout in Casper, Wyo.
\$ MWC Tournament
NIT

2001-02

(22-9)	Steve McClain	
Nov. 3	SEATTLE STARS (ex.)	W 130-67
Nov. 11	EA SPORTS (ex.)	W 107-76
Nov. 13	at USC	L 55-68
Nov. 19	ARKANSAS-PINE BLUFF	W 94-74
Nov. 24	EASTERN KENTUCKY	W 98-78
Nov. 26	at Denver	W 71-68
Nov. 28	at Detroit	L 57-73
Dec. 1	CAL STATE FULLERTON	W 86-71
Dec. 6	CAL STATE NORTHBRIDGE	W 86-64
Dec. 12	at Boise State	L 74-77
Dec. 15	vs. Montana State%	W 82-69
Dec. 19	INDIANA STATE	W 72-58
Dec. 22	ALASKA-ANCHORAGE	W 85-67

Dec. 29	PORTLAND STATE	W 104-58
Jan. 1	at Texas Tech	L 84-90
Jan. 5	at UNLV*	W 69-59
Jan. 12	COLORADO STATE*	W 95-72
Jan. 21	at San Diego State*	W 88-85 (ot)
Jan. 26	NEW MEXICO*	W 79-67
Jan. 28	AIR FORCE*	W 83-76 (ot)
Feb. 2	at Brigham Young*	L 70-85
Feb. 4	at Utah*	W 56-46
Feb. 9	at Colorado State*	W 72-69 (ot)
Feb. 16	UNLV*	W 82-78
Feb. 18	SAN DIEGO STATE*	L 64-68
Feb. 23	at Air Force*	W 51-48
Feb. 25	at New Mexico*	L 65-74
Feb. 28	BRIGHAM YOUNG*	W 76-60
March 2	UTAH*	W 57-56
March 7	vs. Air Force\$	W 69-67 (ot)
March 9	vs. San Diego State\$	L 69-70
March 14	vs. Gonzaga#	W 73-66
March 16	vs. Arizona#	L 60-68

% Cowboy Shootout in Casper, Wyo.
\$ MWC Tournament
* Conference Games
NCAA Tournament

2002-03

(21-11)	Steve McClain	
Nov. 10	NORTHWEST ALL-STARS (Ex.)	W 105-69
Nov. 16	EA SPORTS (Ex.)	W 80-79
Nov. 23	DENVER	W 85-65
Nov. 27	College of Charleston^	W 72-81
Nov. 29	Alaska Anchorage^	W 77-69
Nov. 30	Loyola Marymount^	W 72-65
Dec. 5	at Washington	L 70-79
Dec. 9	BOISE STATE	W 74-61
Dec. 12	INDIANA-PURDUE@FT. WAYNE	W 73-62
Dec. 14	Texas Tech%	W 67-62
Dec. 19	SOUTH CAROLINA	W 77-63
Dec. 21	PRAIRIE VIEW A&M	W 85-55
Dec. 28	DETROIT	W 74-60
Dec. 30	at Indiana State	W 69-57
Jan. 4	Montana State+	W 60-56
Jan. 8	SAVANNAH STATE	W 112-77
Jan. 15	at Kansas	L 70-98
Jan. 18	NEW MEXICO*	W 85-81 (ot)
Jan. 20	AIR FORCE*	W 46-44
Jan. 25	at Colorado State*	W 79-77
Feb. 1	at UNLV*	W 90-80
Feb. 3	at San Diego State*	L 70-80
Feb. 8	BRIGHAM YOUNG*	L 66-74
Feb. 10	UTAH*	L 56-69
Feb. 15	at New Mexico*	W 103-91
Feb. 17	at Air Force*	W 64-57
Feb. 22	COLORADO STATE*	W 62-60
March 1	SAN DIEGO STATE*	L 73-86
March 3	UNLV*	W 69-66
March 6	at Brigham Young*	L 50-69
March 8	at Utah*	L 70-86
March 13	vs. Colorado State\$	L 71-74
March 20	vs. EASTERN WASHINGTON#	W 78-71
March 24	at North Carolina#	L 74-90

^Great Alaska Shootout
% Cowboy Shootout in Casper, Wyo.
+ In Billings, Mont.
\$ MWC Tournament
NIT

2003-04

(11-17)	Steve McClain	
Nov. 1	EA SPORTS MIDWEST (ex.)	W 97-87
Nov. 8	EA SPORTS WEST (ex.)	W 91-81
Nov. 22	SOUTHERN ILLINOIS	L 62-67
Nov. 25	NORFOLK STATE	W 84-42
Nov. 29	MIDDLE TENNESSEE ST.	W 84-63
Dec. 3	at Kansas State	L 67-80
Dec. 6	WASHINGTON	W 92-76
Dec. 9	at California	L 55-80
Dec. 13	vs Montana State%	W 63-55
Dec. 17	TENNESSEE STATE	W 109-56
Dec. 20	WINTHROP	W 79-49
Dec. 22	CREIGHTON	L 61-66
Jan. 3	DAYTON	W 61-59
Jan. 6	at Denver	L 62-63
Jan. 8	at Middle Tennessee State	L 63-76
Jan. 12	NEW MEXICO*	W 82-77
Jan. 17	at Utah*	L 49-60
Jan. 19	at Brigham Young*	L 64-78
Jan. 24	UNLV*	L 62-76
Jan. 26	SAN DIEGO STATE*	W 79-71
Jan. 31	at Colorado State*	L 74-75 (ot)
Feb. 7	at Air Force*	L 71-83
Feb. 9	at New Mexico*	L 75-87
Feb. 14	BRIGHAM YOUNG*	L 53-67
Feb. 16	UTAH*	W 74-65
Feb. 21	at San Diego State*	L 66-74
Feb. 23	at UNLV*	L 80-95

Feb. 28	COLORADO STATE*	W 67-61
March 6	AIR FORCE*	L 47-52
March 11	vs Brigham Young\$	L 74-79

%Cowboy Shootout in Casper, Wyo.
\$ MWC Tournament

2004-05

(15-13)	Steve McClain	
Nov. 9	COLORADO SCHOOL OF MINES (Ex.)	W76-72 (1 ot)
Nov. 13	COLORADO AT COLO. SPRINGS (Ex.)	W 99-50
Nov. 19	ALCORN STATE	W 77-63
Nov. 22	PRINCETON	W 64-59 (2 ot)
Nov. 27	TEXAS ARLINGTON	W 86-79
Nov. 30	at Arizona	L 70-98
Dec. 4	vs. Montana State#	W 71-70
Dec. 7	at Dayton	L 57-62
Dec. 11	Kansas State%	L 61-64
Dec. 18	at Creighton	W 68-64
Dec. 22	WASHINGTON STATE	W 49-47
Dec. 28	UNIVERSITY OF SAN DIEGO	L 88-95
Dec. 30	at Southern Illinois	L 69-81
Jan. 4	DENVER	W 78-72
Jan. 8	at New Mexico*	L 75-89
Jan. 10	INDIANA-PURDUE-FORT WAYNE	W 100-59
Jan. 15	UTAH*	L 49-74
Jan. 17	BYU*	W 83-71
Jan. 22	at San Diego State*	W 88-81 (1ot)
Jan. 24	at UNLV*	L 67-79
Jan. 29	COLORADO STATE*	W 69-56
Feb. 5	AIR FORCE*	W 67-63 (1ot)
Feb. 7	NEW MEXICO*	W 81-71
Feb. 12	at BYU*	W 59-58
Feb. 14	at Utah*	L 62-71
Feb. 19	UNLV*	L 66-68
Feb. 21	SAN DIEGO STATE*	W 69-65
Feb. 26	at Colorado State*	L 94-96 (1ot)
March 5	at Air Force*	L 56-61
March 10	vs. UNLV\$	L 63-70

%Cowboy Shootout in Casper, Wyo.
\$ MWC Tournament
*Conference Games

2005-06

(14-18)	Steve McClain	
Nov. 2	CSU-PUEBLO (Ex.)	W 71-47
Nov. 8	CHADRON STATE (Ex.)	W 74-58
Nov. 13	ALABAMA STATE#	W 69-54
Nov. 14	UNC-WILMINGTON#	L 59-62 (1ot)
Nov. 15	CHARLOTTE#	W 87-78
Nov. 22	NORTHERN COLORADO	W 83-70
Nov. 30	at Washington State	L 47-63
Dec. 3	SOUTHERN ILLINOIS	L 53-57
Dec. 5	CU-COLORADO SPRINGS	W 105-67
Dec. 10	at Princeton	L 50-59
Dec. 17	vs. Montana State%	W 80-67
Dec. 22	SMU	W 75-69
Dec. 27	WISCONSIN-MILWAUKEE	L 69-84
Dec. 31	WEBER STATE	W 58-48
Jan. 2	at Denver	L 64-69
Jan. 4	UNLV*	L 77-88
Jan. 7	at TCU*	W 68-64
Jan. 11	AIR FORCE*	W 55-50
Jan. 14	NEW MEXICO*	W 77-70
Jan. 18	at BYU*	L 67-80
Jan. 25	at Colorado State*	W 72-67
Jan. 28	SAN DIEGO STATE*	L 77-78 (1ot)
Feb. 1	UTAH*	L 63-71
Feb. 4	at UNLV*	L 54-66
Feb. 8	TCU*	W 67-65
Feb. 11	at Air Force*	L 61-62
Feb. 15	at New Mexico*	L 45-47
Feb. 18	BYU*	L 68-74
Feb. 25	COLORADO STATE*	L 78-80
March 1	at San Diego State*	L 72-91
March 4	at Utah*	L 70-79
March 9	vs. Air Force\$	W 57-55
March 10	vs. Utah\$	W 60-47
March 11	vs. San Diego State\$	L 64-69 (1ot)

BCA Invitational games in Laramie, Wyo.
%Cowboy Shootout in Casper, Wyo.
*Conference Games
\$MWC Tournament



2006-07

(17-15)	Steve McClain	
Nov. 4	CU-COLORADO SPRINGS (Ex.)	W 101-82
Nov. 7	WESTERN STATE (Ex.)	W 96-61
Nov. 11	BOISE STATE	W 94-79
Nov. 15	MONTANA	W 76-71
Nov. 18	ALABAMA BIRMINGHAM	W 93-87
Nov. 22	at Alabama Birmingham	L 71-92
Nov. 26	at Colorado	W 76-73
Nov. 29	COLORADO SCHOOL OF MINES	W 78-67
Dec. 2	vs. Montana State+	W 73-62
Dec. 6	DENVER	W 91-59
Dec. 9	vs. Wichita State#	L 69-83
Dec. 16	LAMAR	W 69-64
Dec. 20	vs. Nebraska^	L 58-73
Dec. 22	vs. San Francisco^	W 84-81 (1ot)
Dec. 23	vs. Charlotte^	L 78-79
Dec. 27	at Wisconsin-Milwaukee	L 73-75
Jan. 3	at San Diego State*	W 66-65
Jan. 10	UNLV*	W 86-76 (1ot)
Jan. 13	AIR FORCE*	L 56-58
Jan. 16	at BYU*	L 81-89
Jan. 20	at Utah*	L 60-62
Jan. 24	COLORADO STATE*	W 75-70
Jan. 27	TCU*	W 71-56
Jan. 30	at New Mexico*	L 83-91
Feb. 3	at Air Force*	L 43-88
Feb. 6	BYU*	L 73-77
Feb. 10	at UNLV*	L 70-80
Feb. 17	SAN DIEGO STATE*	W 80-71
Feb. 21	UTAH*	W 86-78
Feb. 24	at Colorado State*	L 68-86
Feb. 28	at TCU*	L 58-77
March 3	NEW MEXICO*	W 76-67
March 8	vs. Air Force\$	W 67-62
March 9	vs. BYU\$	L 84-96

+Game Played in Billings, Mont.

#Cowboy Shootout in Casper, Wyo.

^2007 Outrigger Hotels Rainbow Classic in Honolulu, Hawaii

*Mountain West Conference Games

\$MWC Tournament

Home Games in CAPS



Heath Schroyer
2007-11
49-68, (.418) Record
four seasons

2007-08

(12-18)	Heath Schroyer	
Nov. 3	REGIS (Ex.)	W 88-62
Nov. 6	CSU-PUEBLO (Ex.)	W 73-66
Nov. 10	CU-COLORADO SPRINGS	W 87-63
Nov. 13	at Denver	L 65-76
Nov. 19	at Lamar	W 75-71
Nov. 24	at Wichita State	L 63-75
Nov. 26	ARKANSAS-PINE BLUFF	W 78-59
Dec. 1	at Akron	L 71-96
Dec. 8	COLORADO	W 73-64
Dec. 15	vs. Montana State#	L 72-79
Dec. 21	vs. Buffalo^	W 66-63
Dec. 22	vs. UTEP^	L 73-79
Dec. 29	WISCONSIN-MILWAUKEE	L 66-80
Dec. 31	CHADRON STATE	W 76-69
Jan. 5	NEW MEXICO*	L 92-99 (2 ot)
Jan. 12	at TCU*	L 56-83
Jan. 16	AIR FORCE*	L 62-64 (1 ot)
Jan. 19	at San Diego State*	L 43-70
Jan. 23	at UNLV*	L 71-78
Jan. 26	COLORADO STATE*	W 73-58
Jan. 30	at Utah*	W 69-64
Feb. 2	BYU*	L 63-73
Feb. 6	CAL STATE BAKERSFIELD	W 78-53
Feb. 9	at New Mexico*	L 55-100
Feb. 13	TCU*	W 72-54
Feb. 16	at Air Force*	L 66-72
Feb. 19	SAN DIEGO STATE*	L 68-79
Feb. 23	UNLV*	L 65-73
Feb. 27	at Colorado State*	W 77-67
March 1	UTAH*	W 72-64
March 5	at BYU*	L 61-78
March 12	vs. Colorado State\$	L 63-68

#Wyoming Shootout in Casper, Wyo.

^UTEP Sun Bowl Tournament in El Paso, Texas

*Mountain West Conference Games

\$MWC Tournament

Home Games in CAPS

2008-09

(19-14)	Heath Schroyer	
Nov. 8	COLORADO SCHOOL OF MINES (Ex.)	W 72-60
Nov. 14	CAL STATE BAKERSFIELD	W 84-58
Nov. 19	PRARIE VIEW A&M	W 80-75
Nov. 22	JOHNSON & WALES	W 105-64
Nov. 26	TEXAS STATE	W 97-96
Nov. 29	DENVER	W 62-54
Dec. 3	at Boise State	L 85-86
Dec. 6	at Loyola Marymount	W 62-58
Dec. 13	vs. Northern Iowa#	W 74-65
Dec. 16	WESTERN STATE	W 100-73
Dec. 20	SACRAMENTO STATE	W 93-70
Dec. 23	at #10/#13 UCLA	L 62-113
Dec. 29	vs. Houston Baptist-	W 84-74
Dec. 30	vs. Howard-	W 84-75
Dec. 31	vs. Utah State-	L 85-90 (ot)
Jan. 3	at Utah*	L 67-91
Jan. 14	SAN DIEGO STATE*	W 83-79
Jan. 17	at UNLV*	L 66-83
Jan. 21	at TCU*	L 78-79 (ot)
Jan. 24	COLORADO STATE*	W 83-74
Jan. 27	AIR FORCE*	W 72-59
Jan. 31	at BYU*	L 60-84
Feb. 3	at New Mexico*	L 57-86
Feb. 7	UTAH*	L 70-80
Feb. 14	at San Diego State*	L 60-71
Feb. 18	UNLV*	W 77-68
Feb. 21	TCU*	W 61-56
Feb. 25	at Colorado State*	W 82-79
Feb. 28	at Air Force*	W 65-62
March 4	BYU*	L 68-78
March 7	NEW MEXICO*	L 73-74
March 12	vs. New Mexico\$	W 75-67
March 13	vs. Utah\$	L 55-68
March 17	Northeastern^	L 62-64

#BlueCross BlueShield of Wyoming Shootout in Casper, Wyo.

-Utah State Duel in the Desert in Logan, Utah

* Indicates Mountain West Conference games

\$ MWC Tournament

^ 2009 College Basketball Invitational

Home Games in CAPS

2009-10

(10-21)	Heath Schroyer	
Nov. 7	REGIS UNIVERSITY (EXH.)	W 78-60
Nov. 13	SOUTH DAKOTA STATE	L 61-77
Nov. 18	PERU STATE	W 120-73
Nov. 21	BOISE STATE	W 87-61
Nov. 25	at Denver	L 77-80
Nov. 27	MONMOUTH^	L 73-75
Nov. 28	HAMPTON^	L 67-78
Nov. 29	PEPPERDINE^	W 86-82 (ot)
Dec. 5	LOYOLA MARYMOUNT	W 76-70
Dec. 12	vs. Northern Colorado#	W 76-70
Dec. 15	at No. 8/9 Tennessee	L 58-77
Dec. 20	SOUTH DAKOTA	W 86-74
Dec. 23	at Northern Iowa+	L 54-72
Dec. 30	AKRON	L 76-85
Jan. 2	ADAMS STATE	W 123-71
Jan. 6	COLORADO STATE*	L 73-83
Jan. 9	SAN DIEGO STATE*	W 85-83
Jan. 12	at TCU*	L 59-62
Jan. 16	NEW MEXICO*	L 68-70
Jan. 20	at No. 14/13 BYU*	L 66-81
Jan. 27	UTAH*	W 75-69
Jan. 30	at Air Force*	L 63-70
Feb. 3	UNLV*	L 50-78
Feb. 6	at Colorado State*	L 64-80
Feb. 10	at San Diego State*	L 57-88
Feb. 13	TCU*	L 68-76
Feb. 17	at No. 12/15 New Mexico*	L 61-83
Feb. 20	BYU*	L 63-85
Feb. 27	at Utah*	L 64-74
March 2	AIR FORCE*	W 58-49
March 6	at UNLV*	L 56-74
March 10	vs. Air Force\$	L 40-59

^ World Vision Challenge in Laramie, Wyo.

BlueCross BlueShield of Wyoming Shootout in Casper, Wyo.

+ Mountain West Conference/Missouri Valley Conference Challenge

* Indicates Mountain West Conference games

\$ 2010 MWC Tournament in Las Vegas, Nev.

Home Games in CAPS

2010-11

(10-21)	Heath Schroyer/Fred Langley^	
Nov. 6	PERU STATE (EXH.)	W 100-55
Nov. 13	KEAN	W 92-58
Nov. 16	at Northern Colorado	L 53-67
Nov. 18	NORTH FLORIDA@	L 60-76
Nov. 20	WESTERN ILLINOIS@	W 64-55
Nov. 23	vs. Missouri@	L 62-72
Nov. 24	vs. Providence@	L 77-84
Dec. 1	at South Dakota	L 70-80
Dec. 4	INDIANA STATE+	W 81-51
Dec. 10	at UC Irvine	L 68-83
Dec. 14	DENVER	W 61-48
Dec. 17	WESTERN STATE	W 80-37
Dec. 20	CENTENARY COLLEGE	W 76-49
Dec. 22	GREEN BAY	L 62-68
Dec. 28	KENNESAW STATE	W 68-55
Jan. 4	at Colorado State*	L 60-73
Jan. 8	NEW MEXICO*	W 67-66
Jan. 12	at TCU*	L 60-78
Jan. 15	UTAH*	L 51-68
Jan. 22	at Air Force*	L 51-72
Jan. 25	UNLV*	L 65-74
Jan. 29	at San Diego State*	L 57-96
Feb. 2	BYU*	L 62-69
Feb. 5	COLORADO STATE*	L 56-59
Feb. 9	at New Mexico*	L 57-68
Feb. 12	TCU*	W 77-67
Feb. 16	at Utah*	L 70-80
Feb. 23	AIR FORCE*	W 63-61
Feb. 26	at UNLV*	L 77-90
March 1	SAN DIEGO STATE*	L 58-85
March 5	at BYU*	L 78-102
March 9	vs. TCU#	L 61-70

^ Langley served as interim head coach for the final eight games of the 2010-11 season

\$ Cancun Challenge played in Laramie, Wyo. and Cancun, Mexico

+ Mountain West Conference/Missouri Valley Conference Challenge

* Indicates Mountain West Conference games

2011 MWC Tournament in Las Vegas, Nev.

Home Games in CAPS





A
 Abrams, Aaron, 2000
 Adams, Brandon, 1981
 Adams, David, 2003-04
 Adams, Jack, 1973-74-75-76
 Akacem, Fayssal, 2000
 Akeson, Roy, 1907
 Alexander, Bill, 1972-73-74-75
 Alexander, Maurice, 1991-92
 Allen, Jeff, 1995-96-97-98
 Allsman, Lewis S., 1925
 Amundson, Mike, 1985-86-87-88
 Anderson, Chris, 2005-06
 Asay, Lyle, 1917
 Asbury, Tom, 1965-66-67
 Ashley, Carl, 1967-68-69-70

B
 Bailey, Henry, 1972-74
 Bailey, Marcus, 2000-01-02-03
 Baker, Robert, 1945
 Ballard, Sam, Jr., 1972
 Banta, Royden J., 1923-24-25-26
 Barnett, Stewart, 1989
 Barnett, Todd, 1990-91
 Barnett, Tony, 1976-77-78
 Bean, Clint, 1989-90
 Bebout, Eli, 1969
 Bell, Rick, 1969
 Berkenfield, Bill, 1967
 Bertolero, John A., 1957-58-59
 Bentson, Charles, 1941
 Bessert, Doug, 1977-78-79
 Black, George, 1959
 Blakes, Anthony, 1999-2000
 Blevins, Dan, 1952
 Blomstrom, Jack, 1969
 Bloom, Keith, 1947-48-49-50
 Bolden, Les, 1985-86
 Bora, Ron, 1958
 Bostick, Ron, 1961
 Bouédo, Arthur, 2010-11
 Bowers, Richard, 1960
 Boyd, Turk, 1985-86-87-88
 Boyer, Stan, 1974-75
 Bozner, Richard, 1974-75-77
 Bradley, Charles, "Tub" 1978-79-80-81
 Bradley, Dave, 1955-56
 Brady, Bob, 1969
 Breaux, Tim, 1989-90-91-92
 Bremner, Bruce, 1958
 Brickley, Dick, 1964
 Brown, Daaron, 2006-07
 Brown, Lane, 1964
 Brown, Leon S., 1945-46
 Brown, Michael, 1989-90-92-93
 Brown, Tony, 1982-83-84
 Brown, Willie, 1973
 Brown, Wyle, 1966
 Brucks, Jerry, 1971
 Bryant, Paris, 1991
 Buchanan, Lloyd A., 1918-19
 Buckner, Lonnie, 1978-79
 Bugas, Jack, 1933-34
 Buller, Brett, 1985
 Bunker, Travis, 2008
 Burns, Robert H. Jr., 1951-52-53
 Burns, Robert H., 1918-19-20
 Butcher, Clinton C., 1941
 Butler, Travis, 1989-90-91-92
 Butteroff, Curtis, 1936
 Byrne, Wilford, 1931

C
 Campbell, Don, 1956
 Campbell, Otto D., 1923

Campbell, Rudolph, 1906
 Campman, Ted, 1945
 Capellan, Warren, 1945
 Capua, Joe, 1954-55-56
 Carlson, Don, 1956-58
 Chamberlain, Douglas, 1961
 Chamberlain, Oris, 1949-50-51
 Chappell, Dave, 1972
 Chase, Ken, 1959-60
 Chedsey, Francis, 1922
 Chervinskas, Steve, 1972
 Childers, Terry, 1968
 Christensen, Ray, 1935-36-37
 Christenson, Stanley, 1933-34-35-36
 Clark, Jack, 1937-38-39
 Clark, Ken Morgan, 1973
 Clark, Leon, 1963-64-65-66
 Clements, Robert, 1951
 Cline, George, 1919-20
 Clough, Tom, 1971
 Cockreham, Walter J., 1957
 Colby, Mike, 1970-71-72
 Coleman, HL, 1994-95-96-97
 Coletti, John, 1929-30
 Collins, Fred, 1963
 Collins, James, 1943-47-48
 Collins, Kenneth, 1965-66
 Corbett, John, 1922-23-24
 Corbett, Ray, 1926-27
 Corner, Paris, 2001-2002
 Correa, Mory, 2003-04
 Corthell, M.M., 1905-07-08
 Cotton, Jack, 1948
 Coughlin, Charles, 1928-29-30
 Coulter, Darrell, 1959
 Cox, Jon, 1974
 Craig, Harry J., 1914-15-16-17
 Crowe, Larry, 1973-74
 Crowell, Ron, 1973-74
 Crowley, E.K., 1909
 Crum, Dave, 1964
 Cruz, Francisco, 2011
 Curry, Mark, 2000

D
 Dalton, James, 1961
 Davidson, Thomas E., 1957
 Davis, James, 1913-14
 Davis, James "A.J.", 2009
 Davis, Josh, 1999-2000-2001-2002
 Davis, Robyn, 1988-89
 Davis, Ross, 1929
 Day, Richard, 1938-39
 Dearing, Sam, 1932
 Dearing, Hilton, 1931
 Dees, Benny, 1958
 DeLario, John, 1905
 Dembo, Fennis, 1985-86-87-88
 Dent, Sean, 1984-86-87-88
 Dermody, Ryan, 2007-10
 Diakite, Mahamoud, 2009
 Dilday, Duard, 1940
 Dodds, Stan, 1967-68-69-70
 Dorrington, George, 1938-39-40
 Doty, Loy, 1947-48-49
 Dowler, Lloyd, 1932-34
 Draney, Terryl, 1958-59-60
 Dunker, Floyd, 1928-29-30
 Dunn, Alex, 2002-2003-2004-2005

E
 Eastland, Al, 1960-61-62-63
 Eberle, Mike, 1965-66-67-68
 Eberle, Steve, 1968-70
 Ebert, James, 2005-06

Eckhardt, Terry, 1956-57-58
 Eford, Al, 1975-77
 Einspahr, Ray, 1936-37-38
 Eliopolis, George, 1945
 Eliopulos, Nick, 1952-54-55
 Emory, Frank, 1925-26
 Engels, Louis, 2007
 Engler, Chris, 1981-82
 Engstrom, John, 1928-29-30
 Enzi, Brad, 1996
 Erickson, Bob, 1964
 Erickson, Oscar, 1924-25-26-27
 Esau, LeRoy, 1951-52
 Ewing, Brandon, 2006-07-08-09

F
 Fagin, James, 1945
 Fanning, Blake, 1930-31
 Farthing, Robert, 1939-40
 Fazekas, Joe, 1977
 Feeley, Ted, 1968
 Fitzke, Paul, 1921
 Flanigin, Pat, 1975-76-77
 Flynn, Arnie, 1948-49-50
 Forman, Ross, 2006
 Fowler, Pete, 1952-53-55
 Fox, Cyril, 1925-26
 Fox, Reggie, 1987-88-89
 French, Justin, 1997-98-99-2000
 French, Mark, 1970
 Frenchick, Steve, 1963-64-65
 Fuller, Joe, 1974

G
 Gaer, Jay, 1929-30
 Gardner, Harold H., 1957-58
 Gariepy, Glen, 1923-24
 Garnett, Bill, 1979-80-81-82
 Geis, Byron, 2007-08
 George, Ted, 1926-27-28
 Getty, Mark, 1983
 Gibson, Brian, 2011
 Gish, Fred, 1960-61-62-63
 Gosar, Steve, 1991-92-93
 Gowdy, Curtis, 1940-41-42
 Gowens, Rodney, 1982-83
 Gram, Jack, 1937-38
 Grant, U.S., 1910-11-12-13
 Green, Pat, 1971-72
 Gregg, Ben, 1920
 Gregg, Lester, 1923-24
 Gustafson, Mark, 1972

H
 Haag, Richard, 1950-51-52
 Hadden, Monroe, 1959-60
 Hall, Fred, 1959
 Hall, Gary, 1958
 Hall, Harry, 1966-67-68-69
 Halverson, Howard, 1963
 Hamilton, Mike, 1978-80
 Hamon, Arthur, 1932-33-34
 Handcock, Bill, 1942
 Hanson, Robert, 1960-61-62
 Happel, Terry, 1959-60
 Harkins, Don, 1926-27
 Harris, Mike, 1961
 Harris, Taft, 1932
 Harrison, Daylen, 2010-11
 Haslam, Chris, 1994-95-96-97
 Hatten, Donald G., 1957-58-59-63
 Hegewald, Ed, 1913
 Hegewald, George, 1920-21-22
 Henry, Rick, 1990-91-93

Henson, Aaron, 2007
 Hicks, Elzy, 1935-36
 Higgins, Queintonia, 1990-94
 Hiti, Chris, 1986
 Holden, Gordon, 1955-56
 Holland, Melvin, 1928
 Homar, Paul, 1961-64-65
 Hook, Pete, 1958
 Hosey, Jamal, 1983-85
 Howling, Robert, 1983
 Hudson, Joe, 2011
 Hudson, Ron, 1967
 Hughes, John, 1950-51-52
 Hulsebus, Alvin, 1964
 Hulsebus, LeRoy, 1958-59
 Hunt, Tim, 1984-85-86-87
 Hunton, Deane, 1905-07-08-09-10-11
 Hunton, John, 1906
 Hunton, Tom, 1905-07
 Huse, Ed, 1954-55-56

I
 Irvin, Franklyn, 1971-72
 Irving, Wayne, 1982

J
 Jackson, Desmar, 2010-11
 Jackson, Gary, 1973
 Jackson, Mike, 1980-81-82-83
 Jaicoletti, James, 1928-29-30
 Jefferson, Robert, 1964
 Jensen, Virgo, 1905
 Jimerson, Curt, 1961-62
 Johnson, Anthony, 1980-81-83
 Johnson, Kent, 1965-68
 Johnson, Leland, 1922
 Johnson, Robert, 1922-23
 Johnson, Savalius "Sly", 1995-96
 Johnson, Tyson, 2008-09
 Johnson, Vincent, 1981
 Jolley, Joe, 1959
 Jones, Brad, 2006-07-08
 Jones, Charles, 1907
 Jones, Charles A., 1911-12
 Jones, LeDarion, 1999-2000
 Jones, Willie, 1987-88-89
 Jorgenson, Harry, 1953-54-55

K
 Kaul, Mickey, 1961
 Kelsey, Pat, 1994
 Kennedy, Herb, 1906
 Kerback, Bud, 1940-41
 Kimball, John, 1931-32-33-34
 King, John, 1974
 Kleeman, Marty, 1998-99
 Kluge, Kraig, 1988
 Knight, E.L., 1913-14-15-16
 Knight, Oliver B., 1920-21-22
 Knight, Robert, 1960
 Koehn, David, 1981
 Koerfer, Oswald, 1925-26-27-28
 Komenich, Milo, 1942-43-46
 Konopka, Bruno, 1971-72
 Korhonen, John E., 1957
 Kraly, Mick, 1982
 Krpan, Martin, 1937-38-39
 Krpan, Nick, 1940-41
 Kuiper, Clarence, 1935-36-38-39
 Kuska, Danny, 1953

L
 Ladouceur, Bob, 1981
 Lang, Maynard, 1961
 Lange, William, 1954-55



Larkin, Mike, 1970
 Larson, Leonard, 1946-48-49-50
 Larson, Oscar, 1918
 Lawal, Abdullah, 2005
 Layman, Fred W., 1918-19-20-21
 Lazzeri, Bill, 1967-70
 Leckner, Eric, 1985-86-87-88
 Lenander, John, 1975
 Lester, Bill, 1924-25
 Letcher, Stan, 1975
 Leuty, Haskell, 1933-34
 Leven, Steve, 2005-06
 Lewis, Kevin, 2005-06
 Liercke, James, 1961
 Linskens, Mikhail, 2008-09
 Lively, Clarence, 1958-59-60
 Livingston, Ron, 1949
 Lodgins, David, 1985-86-87-88
 Long, Ronald, 1962-63-64
 Lostetter, Antone, 1997-98-99-2000
 Luman, Rich, 1955-56
 Lumis, Doran, 1948
 Lundgren, Ray, 1917-18
 Luster, JayDee, 2010-11
 Lyon, Terry, 1961

M
 Madia, Ken, 1971
 Makun, Omoniyi, 2003-04
 Mangus, Que, 1968
 Mankin, John, 1948
 Mann, Bradley, 1998-99-2000
 Martin, Tony, 1982-83-84
 Martindale, Ev, 1966
 Mattieson, Clyde P., 1917
 Mayberry, Lee, 1990
 M'Baye, Amath, 2010-11
 McClendon, Dwight, 1980-81-82
 McCracken, Tracey S., 1914
 McDonald, Robert, 1954-55
 McFall, Brett, 1998-99-2000-2001
 McGinty, Ed, 1931-32-33-34
 McIntyre, Kerry, 1990
 McLean, Glenn, 1966
 McMillian, Chris, 1999-2000-01-03
 McNiff, Jack, 1929-30-31-32
 McWhinnie, James, 1922-23
 McWhinnie, Ralph E., 1920
 Merz, Julius, 1905
 Meyer, Bill, 1971
 Mingo, Ronell, 2001-2002
 Moir, Clarence, 1905-06-07-08-09
 Moore, Bernie, 1937-38
 Moore, Bob, 1972
 Moore, Robert, 1953-54-55
 Morgan, Robert, 1939
 Mountjoy, Steve, 1968-70-71
 Mountz, Dennis, 1970-71 -72-73
 Muir, Lou, 1941
 Mulvehall, James, J., 1953-54
 Muojeke, Afam, 2009-11
 Murray, David, 1993-94

N
 Nau, Earl, 1961
 Neece, Marion, 1935
 Neff, Sam, 1919-20-21-22
 Nelson, Carl J., 1958
 Nelson, Clifford, 1965-66-67-68
 Nelson, Douglas, 1963
 Nelson, Travis, 2007-08
 Nelson, William, 1958-59-60
 Neuman, Gary, 1971
 Neuman, Ted, 1937-38-39
 Nielson, Gerald, 1958

Noll, Doug, 1974
 Nostrand, George, 1945
 Nsonwu-Amadi, Uche, 2001-02-03

O
 Ogirri, Sean, 2009
 Okoye, Ike, 2006-07
 Ollie, Kenneth, 1978-79-80-81
 Olsen, Walter, 1935
 Ortiz, David, 1984
 Outsen, Robert, 1926-27-28-29

P
 Page, Reggie, 1990-91
 Parsons, George, 1966
 Partridge, E.B., 1916-17
 Peck, George, 1964
 Penner, Rod, 1970-71-72-73
 Pettersson, John, 1999
 Peyton, Max, 1947-48-49
 Phillips, Donald, 1992-94
 Phillips, Gary, 1975-76-77-78
 Pierce, John, 1914
 Pierce, Ora Pat 1925-26-27
 Pilch, John, 1947-48-49
 Pitz, Armine, 1910-11-12
 Platt, Eric, 2007-08
 Ploen, Jeff, 1969
 Poindexter, Reuben, 1965-66
 Pollard, Ed, 1966
 Popovich, Steve, 1967-68-69-70
 Porter, Levi, 1998-99
 Porter, Robert, 1945-46
 Prestergrad, O.E., 1910-11
 Price, H.H., 1906-07-09-10-11

R
 Radovich, George, 1950-51-52
 Ragin, Torin, 1996-97
 Randle, Ken, 1972-73
 Ratliff, Theo, 1992-93-94-95
 Ray, Earl, 1943-46
 Rayko, Paul, 1964
 Rea, Steve, 1972
 Reed, Gerald, 1948-49-50
 Reese, James, 1943-46-47
 Remme, Tim, 1989
 Renner, Jim, 1982-83
 Rerink, Ray, 1946
 Revak, Tony, 1976-77-78
 Rewers, Brian, 1990-91-92-93
 Rhynsbarger, Bob, 1957-58
 Rice, Jettie, 1975-76-77-78
 Richardson, Donta, 2002-03
 Richardson, Jim, 1968
 Richardson, Kevin, 1987
 Richardson, Randy, 1963-64-65
 Ries, Joe, 2001-2002-2003-2004
 Rivers, Ron, 1952-53-54
 Roberson, Willie, 1970-71
 Roberts, Bill, 1946
 Roberts, E.N., 1907
 Roberts, Jeron, 1995-96-97-98
 Robertson, Greg, 1971
 Robinson, Duane, 1973-74
 Robinson, John, 1975-76
 Robinson, Flynn, 1963-64-65
 Robinson, Ken, 1968
 Rochlitz, Ken, 1960-61-62-63
 Rochlitz, Ron, 1961
 Roehrkasse, Lenny, 1974
 Roehrkasse, Bruce, 1978-79-80
 Rogers, Neil, 1912-13-14-15
 Rogers, Ted, 1945-46-47
 Rollins, Oliver, 1935
 Romanski, Bob, 1970

Roney, Ted, 1969-71-72
 Roney, Lewis, 1942-43-47
 Ross, Edward, 1931
 Ross, H. Edward, 1957
 Rothman, Willie, 1940-41-42
 Rottinghaus, David, 2001-02-03-04
 Rugg, Kenneth, 1931-32-33-34
 Rutz, LeRoy, 1951-52
 Ryan, Dan, 1972

S
 Sailors, Kenneth, 1941-42-43-46
 Samuels, Kurt, 1988
 Samuelson, Morris, 1950-51 -52
 Sanders, Hasson, 1992
 Sankey, Terry, 1963
 Sawyer, Gregg 1995-96-97-98
 Scarlet, Richard, 1960
 Schell, James, 1954
 Schnartz, Joe, 1930-31-32-33
 Shanor, Craig, 1973-74-75-76
 Sharp, Bill, 1952-53
 Sharp, Tom, 1956
 Sharp, Warren B., 1950-53-54
 Sherman, Richard, 1963-64-65-66
 Sherrell, Dion, 2004-2005
 Shockey, Steve, 1983
 Simpson, Alan, 1953
 Simpson, M.L., 1918-19-20-21
 Simpson, Pete, 1953
 Skinner, Fred, 1909-12-13-14
 Slater, Reginald, 1989-90-91-92
 Smith, Aaron, 1995-96
 Smith, Anthony, 1983
 Smith, Brad, 1967-69-70
 Smith, Jack, 1940-41
 Smith, Kenny, 1989-90
 Smyth, Walter P., 1915-16-21-22
 Sommers, Jonathan, 1986-87-88
 Songondo, Bienvenu, 2006-07-08
 Spencer, Damian, 1992
 Spencer, James, 2007
 Steckman, Robert, 1960-61
 Stephenson, E.W., 1956
 Storey, Jack, 1949
 Storey, James, 1922
 Storey, Jim, 1949
 Straight, Jay, 2002-2003-2004-2005
 Strannigan, Bill, 1941-42
 Stuart, William, 1961-62
 Stuckey, Melvin L., 1957
 Studdard, Brett, 1992-93
 Stumpf, Herman, 1959
 Sullivan, James, 1935-36-37
 Sutpin, Stores, 1906
 Swanson, Gordon, 1961
 Sylla, Boubacar, 2010

T
 Taylor, Joseph, 2007-08
 Teller, Kenneth, 1951
 Thaxton, Galand, 2009
 Thesenvitz, Greg, 1979-80-81-82
 Thiam, Djibril, 2009-11
 Thomas, Claude, 1928-30-31
 Thomas, Lawrence, 1965
 Thompson, Robert O., 1957
 Thompson, Lynn, 1914
 Thompson, Will, 1905-06-07-08
 Thompson, Don, 1920-21-22-23
 Todorovich, Mike, 1947
 Totta, Roman, 1993-94
 Traylor, Bobby, 1992-93-94-95
 Treece, Terry, 1979-80
 Tucker, Tim, 1980
 Tyson, Rod, 1986-87-88-89

U
 Udezue, Ugo, 1998-99-2001-2002

V
 Varden, Ed, 1951
 Vecchio, Ken, 1976-77-78
 Venn, Barry, 1969
 Vines, Scottie, 2001
 Vivion, Verne, 1945
 Volker, Floyd, 1942-43-47
 VonKrosigk, Gary, 1965-67-68-69

W
 Wabbington, Derek, 2005-06
 Waddell, Adam, 2009-11
 Waite, Don, 1943
 Walker, Adam, 1951
 Wall, Myron, 1906
 Walsh, Edmund, 1924
 Walsh, Robert, 1965
 Ward, Gary, 1974
 Washington, Derek, 1996-97-98
 Washpun, Troy, 1983-84
 Watsabaugh, Rob, 2010
 Watson, Mikel, 2004
 Wattree, Eric, 1993-94
 Webb, Jerry, 2004-2005
 Wegenke, David, 1992
 Weigand, Lee, 1935-36-37-38
 Weir, James, 1941-42-43-46
 Wells, Mike, 1970
 West, Willard, 1932-33-34-35
 Westhoff, Gordon, 1963-64-65-66
 Wheeler, M.M., 1907-08
 White, Mike, 1978-79
 Whitefoot, Harold, 1958
 Whitehead, LaDrell, 1995-96-97
 Whitman, Joe, 1912-13
 Wildenborg, Ryan, 2003
 Wilkinson, Richard, 1965-66
 Williams, Clauzell, 1988-89
 Williams, Dale, 1959
 Williams, Justin, 2005-06
 Wills, Andrew W., 1915-16-17
 Wilson, Bob, 1966-67-68-69
 Wilson, Oliver, 1987
 Wilson, Roy, 1968-69-70-71
 Windis, Tony, 1957-58-59
 Wing, Charles, 1953-54
 Winland, Ralph, 1968
 Winterholler, Bert, 1966
 Winterholler, John, 1937-38-39
 Winterling, Ethan, 1978-79
 Wirth, Quinn, 1985-86-87
 Witte, Leslie, 1930-31-32-33
 Wood, John, 1972
 Worthington, L.S., 1907-08-09-10
 Wrapp, Mark, 1980-81-82-83

Y
 Young, Andy, 1997-98, 2000
 Young, Lew, 1936-38-39

Z
 Zimmerman, Pete, 1974-77