

CALIFORNIA GOLDEN BEARS

2014-15 MEN'S BASKETBALL INFORMATION GUIDE



BEAR FACTS

Location: Berkeley, Calif.
Founded: 1868
Enrollment: 36,142
Nickname: Golden Bears
Colors: Blue (PMS 282) & Gold (PMS 123)
Conference: Pacific-12
Chancellor: Nicholas Dirks
Interim Director of Athletics: Mike Williams
Arena: Walter A. Haas Jr. Pavilion (11,877)
Press Row Phone: (510) 642-3098
2013-14 Overall Record: 21-14
2013-14 Pac-12 Record/Finish: 10-8/T-3rd
2014 Postseason: NIT Quarterfinals
Lettermen Returning/Lost: 8/5
Starters Returning/Lost: 4/1
Newcomers: 6

BASKETBALL OFFICE

Head Coach: Cuonzo Martin (Purdue '00)
Record at Cal: First Season
Career Record: 124-82 (Six Years)
Associate Head Coach: Tracy Webster
Assistant Coach: Jon Harris
Assistant Coach: Yanni Hufnagel
Director of Operations: Marco Harris
Asst. Director of Operations: Tarrance Crump
Video Coordinator: Mitch Elkins
Strength & Conditioning Coach: Nicodemus Christopher
Athletic Trainer: Barry Parsons

ATHLETIC COMMUNICATIONS

349 Haas Pavilion, Berkeley, CA 94720
Phone: (510) 642-5363
Fax: (510) 643-7778
Asst. Director/Athletic Communications (MBB Contact): Doug Drabik
Phone: (510) 517-9059
E-mail: ddrabik@berkeley.edu

CREDITS

The 2014-15 California men's basketball information guide was written and edited by Doug Drabik. Design by Evan Kerr. Photography by John Todd, Michael Pimentel, Kelley Cox, Ray Barbour, Charles Benton, Tom Hauck, Evan Kerr, Mollie McClure and Steve McConnell among others.

CALIFORNIA USAGE GUIDELINES

When referring to University of California intercollegiate athletic teams, please use California or Golden Bears on first reference. Cal or Bears may be used on second reference. Terms such as UC Berkeley, Cal-Berkeley, Berkeley and California-Berkeley (or other similar variations) are incorrect and should not be used in connection with Cal Athletics.

PLAYER PROFILES

Player Profiles 1-22

COACHING STAFF

Head Coach Cuonzo Martin 24-27
 Assistant Coaches 28-30
 Support Staff 31-32

PAC-12 TOURNAMENT HISTORY

Pac-12 Tournament Records 34
 Pac-12 Tournament Results 35
 Golden Bear Classic Results 36

2013-14 SEASON IN REVIEW

Season Review 38-39
 Team Statistics & Results 40-45
 Pac-12 Standings & Honors 46
 Pac-12 Statistics 47-48
 Box Scores 49-58

CAL RECORDS

Team & Individual Records 60-72
 1,000-point Scorers 73-75
 Top Individual Performances 76-77
 Overtime Games 78
 Records vs. Pac-12 Opponents 79
 Wins, Losses & Streaks 80
 The Last Time 81-82

CAL HISTORY

1959 NCAA Champions 84
 NCAA Tournament Results 85-91
 NCAA Tournament Records 92-93
 1999 NIT Champions 94
 NIT Results 95
 Postseason Honors 96-97
 Team Awards 98-99
 NCAA Tournament 100
 Lettermen 101-104
 Cal in the NBA 105-106
 Cal Athletic Hall of Fame 107
 Notable Cal Players 108-111
 Records vs. Opponents 112-113
 Series Records 114-121
 Cal Coaches 122
 Year-by-Year Results 123-138

MEDIA INFORMATION

Haas Pavilion 140
 Home Court Records 141
 Media Information 142-143
 Media Outlets 144-145



2014-15 ROSTER

| No. | Name | Ht. | Wt. | Pos. | Yr. | Hometown/Previous School |
|-----|---------------------|------|-----|------|---------|---|
| 1 | Dwight Tarwater | 6-6 | 230 | F | 5th-Sr. | Knoxville, Tenn./Cornell |
| 2 | Sam Singer | 6-4 | 204 | G | So. | Miami, Fla./Ransom Everglades HS |
| 3 | Tyrone Wallace | 6-5 | 200 | G | Jr. | Bakersfield, Calif./Bakersfield HS |
| 10 | Brandon Chauca | 5-9 | 160 | G | Fr. | Alexandria, Va./22 Feet Academy |
| 12 | Roger Moute a Bidas | 6-6 | 207 | F | So. | Yaounde, Cameroon/Notre Dame Prep |
| 14 | Christian Behrens | 6-8 | 226 | F | R-Jr. | Maple Valley, Wash./Tahoma HS |
| 22 | Kingsley Okoroh | 7-1 | 254 | C | Fr. | Derby, England/Westwind Prep |
| 23 | Jabari Bird | 6-6 | 198 | G | So. | Richmond, Calif./Salesian HS |
| 24 | Jordan Mathews | 6-3 | 205 | G | So. | San Francisco, Calif./Santa Monica HS |
| 25 | Nick Hamilton | 6-4 | 185 | G | Fr. | Los Angeles, Calif./Westchester HS |
| 31 | Stephen Domingo | 6-7 | 210 | G | Jr. | San Francisco, Calif./Georgetown |
| 32 | Brenden Glapion | 6-3 | 185 | G | R-Jr. | San Francisco, Calif./Cosumnes River Col. |
| 42 | Cole Welle | 6-7 | 204 | F | Fr. | Aptos, Calif./Aptos HS |
| 44 | Kameron Rooks | 7-0 | 261 | C | So. | San Marcos, Calif./Mission Hills HS |
| 45 | David Kravish | 6-10 | 240 | F | Sr. | Lee's Summit, Mo./Lee's Summit North HS |

Head Coach: Cuonzo Martin (First Season)
Associate Head Coach: Tracy Webster
Assistant Coaches: Jon Harris, Yanni Hufnagel
Director of Operations: Marco Harris

PRONUNCIATION GUIDE

Cuonzo Martin KAHN-zoh
 Roger Moute a Bidas MOO-teh-ah-beed-E-S
 Christian Behrens BAIR-ens
 Kingsley Okoroh oh-CORE-oh
 David Kravish CRAV-ish
 Cole Welle WELL-e



DWIGHT TARWATER
Forward, 6-6, 230, 5th-Sr., TR/4V
Knoxville, Tenn.
Cornell/
The Webb School in Knoxville



SAM SINGER
Guard, 6-4, 204, So., 1V
Miami, Fla.
Ransom Everglades HS



TYRONE WALLACE
Guard, 6-5, 200, Jr., 2V
Bakersfield, Calif.
Bakersfield HS



BRANDON CHAUCA
Guard, 5-9, 160, Fr., HS
Alexandria, Va.
22 Feet Academy



ROGER MOUTE A BIDIAS
Forward, 6-6, 207, So., 1V
Yaounde, Cameroon
Notre Dame Prep (Mass.)



CHRISTIAN BEHRENS
Forward, 6-8, 226, R-Jr., 2V
Maple Valley, Wash.
Tahoma HS



KINGSLEY OKOROH
Center, 7-1, 254, Fr., HS
Derby, England
Westwind Prep (Phoenix, Ariz.)



JABARI BIRD
Guard, 6-6, 198, So., 1V
Richmond, Calif.
Salesian HS



JORDAN MATHEWS
Guard, 6-3, 205, So., 1V
San Francisco, Calif.
Santa Monica HS



NICK HAMILTON
Guard, 6-4, 185, Fr., HS
Los Angeles, Calif.
Westchester HS



STEPHEN DOMINGO
Guard, 6-7, 210, Jr., TR/2V
San Francisco, Calif.
Georgetown/St. Ignatius



BRENDEEN GLAPION
Guard, 6-3, 185, R-Jr., TR
San Francisco, Calif.
Cosumnes River Col./Seattle/Washington HS



COLE WELLE
Forward, 6-7, 204, Fr., HS
Aptos, Calif.
Aptos HS



KAMERON ROOKS
Center, 7-0, 261, So., 1V
San Marcos, Calif.
Mission Hills HS



DAVID KRAVISH
Forward, 6-10, 240, Sr., 3V
Lee's Summit, Mo.
Lee's Summit North HS



**HEAD COACH
CUONZO MARTIN**
First Season at California
Seventh Season Overall



2014-15 CALIFORNIA MEN'S BASKETBALL SCHEDULE

| Day | Date | Opponent | Location | Time (PT) | TV |
|-------------|-------------|----------------------------------|----------------------|-------------|----------|
| Friday | Oct. 31 | Cal State East Bay% | Haas Pavilion | 7:00 p.m. | None |
| Thursday | Nov. 6 | Cal State San Marcos% | Haas Pavilion | 7:30 p.m. | Pac-12 |
| Friday | Nov. 14 | Alcorn State# | Haas Pavilion | 7:00 p.m. | Pac-12 |
| Sunday | Nov. 16 | Kennesaw State# | Haas Pavilion | 5:00 p.m. | Pac-12 |
| Thursday | Nov. 20 | vs. Syracuse^ | New York, N.Y. | 6:00 p.m. | ESPN2 |
| Friday | Nov. 21 | vs. Iowa or Texas^ | New York, N.Y. | 2/4:00 p.m. | ESPN2/U |
| Wednesday | Nov. 26 | Cal Poly | Haas Pavilion | 7:00 p.m. | Pac-12 |
| Sunday | Nov. 30 | Fresno State | Fresno, Calif. | 3:00 p.m. | CBSSN |
| Wednesday | Dec. 3 | Montana | Haas Pavilion | 7:00 p.m. | Pac-12 |
| Sunday | Dec. 7 | Nevada | Reno, Nev. | 1:00 p.m. | CBSSN |
| Wednesday | Dec. 10 | Wyoming | Haas Pavilion | 8:00 p.m. | Pac-12 |
| Saturday | Dec. 13 | Princeton | Haas Pavilion | 5:30 p.m. | Pac-12 |
| Friday | Dec. 19 | Eastern Washington | Haas Pavilion | 7:00 p.m. | Pac-12 |
| Monday | Dec. 22 | Wisconsin | Haas Pavilion | 6:00 p.m. | ESPN2 |
| Sunday | Dec. 28 | CSU-Bakersfield | Haas Pavilion | 7:00 p.m. | Pac-12 |
| Friday | Jan. 2 | Washington* | Haas Pavilion | 7:00 p.m. | Pac-12 |
| Sunday | Jan. 4 | Washington State* | Haas Pavilion | 3:00 p.m. | Pac-12 |
| Wednesday | Jan. 7 | at USC* | Los Angeles, Calif. | 8:00 p.m. | ESPNU |
| Sunday | Jan.11 | at UCLA* | Los Angeles, Calif. | 4:30 p.m. | FS1 |
| Wednesday | Jan. 14 | Stanford* | Haas Pavilion | 8:00 p.m. | ESPNU |
| Thursday | Jan. 22 | Arizona State* | Haas Pavilion | 8:00 p.m. | Pac-12 |
| Saturday | Jan. 24 | Arizona* | Haas Pavilion | 7:30 p.m. | Pac-12 |
| Thursday | Jan. 29 | at Washington State* | Pullman, Wash. | 8:00 p.m. | Pac-12 |
| Sunday | Feb. 1 | at Washington* | Seattle, Wash. | 12:00 p.m. | Pac-12 |
| Thursday | Feb. 5 | USC* | Haas Pavilion | 8:00 p.m. | FS1 |
| Saturday | Feb. 7 | UCLA* | Haas Pavilion | 5:00 p.m. | Pac-12 |
| Thursday | Feb. 12 | at Colorado* | Boulder, Colo. | 6:00 p.m. | FS1 |
| Sunday | Feb. 15 | at Utah* | Salt Lake City, Utah | 5:30 p.m. | ESPNU |
| Saturday | Feb. 21 | at Stanford* | Stanford, Calif. | 3:30 p.m. | Pac-12 |
| Wednesday | Feb. 25 | Oregon* | Haas Pavilion | 8:00 p.m. | ESPNU |
| Sunday | March 1 | Oregon State* | Haas Pavilion | 12:00 p.m. | Pac-12 |
| Thursday | March 5 | at Arizona* | Tucson, Ariz. | 6:00 p.m. | ESPN/2 |
| Saturday | March 7 | at Arizona State* | Tempe, Ariz. | 11:30 a.m. | Pac-12 |
| Wed.-Sat. | March 11-14 | Pac-12 Tournament | Las Vegas, Nev. | TBD | P12/ESPN |
| Tues.-Wed. | March 17-18 | NCAA Tournament First Four | Dayton, Ohio | TBD | TBD |
| Thurs.-Sun. | March 19-22 | NCAA Tournament 2nd & 3rd Rounds | TBD | TBD | TBD |
| Thurs.-Sun. | March 26-29 | NCAA Tournament Regionals | TBD | TBD | TBD |
| Sat., Mon. | April 4, 6 | NCAA Final Four | Indianapolis, Ind. | TBD | TBD |

% - Exhibition Game

- 2K Classic Regional Round at Haas Pavilion in Berkeley, Calif.

^ - 2K Classic Championship Round at Madison Square Garden in New York, N.Y.

* - Pac-12 Conference game

CALIFORNIA GOLDEN BEARS

Cal[®]



CALIFORNIA

2014-15 PLAYER PROFILES

DWIGHT TARWATER

1

Position: Forward
Height: 6-6
Weight: 230
Year:..... Graduate Student
Hometown:..... Knoxville, Tenn.
High School:..... The Webb School in Knoxville/Cornell
Experience: Transfer



Cornell (2010-2014): Graduate transfer, who played the last four seasons at Cornell University ... earned his undergraduate degree from Cornell University in 2014 ... started all 28 games for Cornell as a senior during the 2013-14 campaign ... averaged 7.1 points and a team-best 5.5 rebounds in 26.1 minutes per game as a senior ... captain for the Big Red in 2013-14 ... ranked ninth in The Ivy League in rebounding ... recorded three double-doubles during his final season at Cornell, including 21 points and 11 rebounds against Loyola ... posted a career-best 23 points against Dartmouth ... played in 79 career games, starting 36 contests during his four years at Cornell.

High School: Two-time all-state and three-time all-region selection during his scholastic career at The Webb School in Knoxville, Tenn. ... named Tennessee's Mr. Basketball in Division II-A in 2010 ... averaged 23.2 points and 10.1 rebounds, shooting better than 60 percent from the field during his senior season at The Webb School ... first-team all-league honors during his senior campaign in 2010 ... totaled more than 1,500 points in his four-year scholastic career.

Personal: Born Jan. 12, 1992 ... parents are Dwight and Mary Tarwater ... has an older brother (Davis) and an older sister (Katherine) ... working towards a Masters degree in Public Health.



CAREER STATISTICS AT CORNELL

| Year | G-Gs | Min | Fg-Fga | Pct | 3p-3pa | Pct | Ft-Fta | Pct | Reb | Avg | Pf | Ast | To | Blk | St | Tp | Avg |
|---------------|--------------|-------------|----------------|-------------|---------------|-------------|--------------|-------------|------------|------------|------------|-----------|-----------|-----------|-----------|------------|------------|
| 2010-11 | 7-0 | 44 | 4-8 | .500 | 1-5 | .200 | 3-5 | .600 | 4 | 0.6 | 3 | 3 | 2 | 0 | 1 | 12 | 1.7 |
| 2011-12 | 25-7 | 350 | 33-84 | .393 | 9-35 | .257 | 7-13 | .538 | 70 | 2.8 | 35 | 10 | 16 | 2 | 4 | 82 | 3.3 |
| 2012-13 | 19-1 | 127 | 11-30 | .367 | 8-22 | .364 | 0-0 | .000 | 8 | 0.4 | 14 | 2 | 3 | 0 | 3 | 30 | 1.6 |
| 2013-14 | 28-28 | 730 | 69-187 | .369 | 29-91 | .319 | 33-47 | .702 | 155 | 5.5 | 72 | 28 | 22 | 15 | 9 | 200 | 7.1 |
| Career | 79-36 | 1251 | 117-309 | .379 | 47-153 | .307 | 43-65 | .662 | 237 | 3.0 | 124 | 43 | 43 | 17 | 17 | 324 | 4.1 |

CAREER HIGHS

Points: 23 at Dartmouth March 1, 2014
Rebounds: 13 vs. Siena, Nov. 22, 2013
Assists: 3 twice, last at Western Michigan, Nov. 29, 2013
Blocks: 2 three times, last vs. Brown, Feb. 22, 2014
Steals: 2 vs. Dartmouth Feb. 14, 2014

SAM SINGER

2

Position:Guard
 Height: 6-4
 Weight: 204
 Year:.....Sophomore
 Hometown:.....Miami, Fla.
 High School:.....Ransom Everglades HS
 Experience: 1 Letter



Freshman (2013-14): Appeared in 31 of Cal's 35 games (missed UCSB, Nevada and Colorado contests) ... averaged 9.4 minutes per game ... made collegiate debut in season opener against Coppin State ... totaled 17 points and 10 rebounds in 152 minutes over 18 conference games ... scored first eight career points (career-best) at home against Denver in second career game ... posted five assists without a turnover in NIT win over Arkansas ... played a career-long 24 minutes at home against Furman and 23 minutes against Arizona State.

High School: Regarded as one of the top guard prospects in the state of Florida ... five-year standout point guard (joined the team while he was in eighth grade) out of Ransom Everglades School in Miami ... two year All-State selection by the Florida Association of Basketball Coaches, earning a spot on the 13-member 4A squad ... rated the No. 45 point guard in the nation by ESPN.com and the 90th overall prospect in the 2013 class by 247Sports.com ... 1A-4A County Player of the year as a senior ... selected to participate in Florida's Senior Showcase All-Star Weekend, featuring many of the nation's top scholastic student-athletes ... averaged 27.3, 10.4 rebounds and 7.3 assists to lead the Raiders to the Class 4A state semifinals and a 27-3 record as a senior ... averaged 34.1 points per game and 7.7 assists per contest as a junior for Ransom Everglades ... posted a 21.4 points-per-game average as a sophomore to go along with 6.2 assists and 6.4 rebounds per contest ... played for the Gold Coast AAU squad as one of the team's top scorers.

Personal: Born Feb. 14, 1995 ... parents are Jani and Bob Singer ... has an older sister, Emily ... paternal grandfather, David Singer, was a point guard at the University of Florida, and his maternal grandfather, Stuart Kline, played center for the University of Pittsburgh football team ... has not yet declared a major.



2013-14 GAME-BY-GAME

| Opponent | Min | Fg-a | 3p-a | Ft-a | Reb | Pf | Ast | To | Blk | Stl | Pts |
|------------------|-----|------|------|------|-----|----|-----|----|-----|-----|-----|
| Coppin State | 6 | 0-1 | 0-0 | 0-0 | 0 | 0 | 2 | 0 | 0 | 0 | 0 |
| Denver | 14 | 2-5 | 2-2 | 2-2 | 0 | 0 | 0 | 0 | 0 | 2 | 8 |
| Oakland | 12 | 1-5 | 1-4 | 1-4 | 0 | 1 | 1 | 1 | 1 | 0 | 4 |
| Southern Utah | 15 | 1-2 | 0-0 | 0-0 | 4 | 3 | 2 | 0 | 0 | 0 | 2 |
| Arkansas | 5 | 0-2 | 0-0 | 2-2 | 0 | 0 | 0 | 0 | 1 | 0 | 2 |
| Syracuse | 2 | 0-0 | 0-0 | 0-0 | 0 | 0 | 0 | 0 | 0 | 0 | 0 |
| Dayton | 2 | 0-1 | 0-0 | 0-0 | 2 | 0 | 0 | 1 | 0 | 0 | 0 |
| UC Irvine | 8 | 1-1 | 0-0 | 1-2 | 3 | 1 | 0 | 1 | 0 | 0 | 3 |
| Fresno State | 7 | 0-1 | 0-0 | 0-0 | 2 | 1 | 1 | 0 | 0 | 0 | 0 |
| Creighton | 20 | 0-3 | 0-3 | 0-0 | 2 | 3 | 4 | 1 | 0 | 0 | 0 |
| Furman | 24 | 1-5 | 0-3 | 1-2 | 0 | 0 | 3 | 0 | 0 | 0 | 3 |
| Stanford | 11 | 1-1 | 0-0 | 0-0 | 2 | 1 | 1 | 3 | 0 | 0 | 2 |
| Oregon | 11 | 0-0 | 0-0 | 0-0 | 0 | 4 | 1 | 2 | 0 | 0 | 0 |
| Oregon State | 7 | 0-0 | 0-0 | 0-0 | 1 | 2 | 1 | 0 | 0 | 0 | 0 |
| Washington | 12 | 3-3 | 1-1 | 0-0 | 1 | 3 | 3 | 1 | 0 | 1 | 7 |
| Washington State | 9 | 1-1 | 0-0 | 1-2 | 0 | 2 | 1 | 0 | 0 | 0 | 3 |
| USC | 1 | 0-0 | 0-0 | 0-0 | 0 | 0 | 0 | 0 | 0 | 0 | 0 |
| UCLA | 9 | 0-0 | 0-0 | 0-0 | 0 | 1 | 1 | 1 | 0 | 1 | 0 |
| Arizona State | 23 | 1-1 | 1-1 | 0-0 | 2 | 2 | 3 | 1 | 0 | 1 | 3 |
| Arizona | 6 | 0-0 | 0-0 | 0-0 | 0 | 1 | 0 | 0 | 0 | 0 | 0 |
| Stanford | 2 | 0-0 | 0-0 | 0-2 | 0 | 0 | 1 | 0 | 0 | 1 | 0 |
| Washington State | 16 | 0-0 | 0-0 | 0-0 | 2 | 2 | 1 | 0 | 0 | 0 | 0 |
| Washington | 1 | 0-0 | 0-0 | 0-0 | 0 | 0 | 0 | 0 | 0 | 0 | 0 |
| UCLA | 6 | 0-0 | 0-0 | 0-0 | 0 | 0 | 1 | 1 | 0 | 0 | 0 |
| USC | 5 | 0-0 | 0-0 | 0-0 | 0 | 0 | 0 | 0 | 0 | 0 | 0 |
| Arizona | 12 | 1-2 | 0-1 | 0-1 | 1 | 2 | 2 | 2 | 0 | 2 | 2 |
| Arizona State | 8 | 0-1 | 0-0 | 0-0 | 0 | 0 | 2 | 0 | 0 | 0 | 0 |
| Utah | 3 | 0-0 | 0-0 | 0-0 | 0 | 0 | 0 | 0 | 0 | 0 | 0 |
| Colorado | 10 | 0-2 | 0-1 | 0-0 | 1 | 0 | 2 | 0 | 0 | 0 | 0 |
| Utah Valley | 15 | 1-2 | 0-0 | 1-2 | 2 | 0 | 3 | 1 | 0 | 1 | 3 |
| Arkansas | 13 | 1-2 | 0-0 | 0-0 | 2 | 1 | 5 | 0 | 0 | 0 | 2 |
| SMU | 5 | 0-0 | 0-0 | 0-0 | 0 | 0 | 0 | 0 | 0 | 0 | 0 |



CAREER STATISTICS

| Year | G-Gs | Min | Fg-Fga | Pct | 3p-3pa | Pct | Ft-Fta | Pct | Reb | Avg | Pf | Ast | To | Blk | St | Tp | Avg |
|---------------|-------------|------------|--------------|-------------|-------------|-------------|-------------|-------------|-----------|------------|-----------|-----------|-----------|----------|-----------|-----------|------------|
| 2013-14 | 32-0 | 300 | 15-41 | .366 | 5-16 | .313 | 9-19 | .474 | 27 | 0.8 | 30 | 41 | 16 | 1 | 11 | 44 | 1.4 |
| Career | 32-0 | 300 | 15-41 | .366 | 5-16 | .313 | 9-19 | .474 | 27 | 0.8 | 30 | 41 | 16 | 1 | 11 | 44 | 1.4 |

CAREER HIGHS

Points: 8 vs. Denver, Nov. 12, 2013
Rebounds: 4 vs. Southern Utah, Nov. 18, 2013
Assists: 5 vs. Arkansas, March 24, 2014
Blocks: 1 vs. Arkansas, Nov. 25, 2013
Steals: 2 3 times, last vs. Arizona Feb. 26, 2014

TYRONE WALLACE

3

Position:Guard
Height: 6-5
Weight: 200
Year:Junior
Hometown: Bakersfield, Calif.
High School: Bakersfield HS
Experience: 2 Letters



Sophomore (2013-14): Played in all 35 games with 34 starts ... team's third-leading scorer (11.4 ppg.) ... led team in steals (44) and three-point field goals made (43) ... ranked 11th in the Pac-12 in steals per game (1.26 spg.) ... posted career-high four steals at Stanford, at No. 10 Oregon and against Washington State ... second on the team in assists (95) ... scored in double figures in 20 games, including five 20-point games ... scored a career-high 21 points on 3-of-4 shooting from three-point range against Stanford at home ... recorded three or more three-point field goals on five occasions with a season-best four at Stanford and at home against Nevada ... Pac-12 Player of the Week with 20 points, seven assists, six rebounds, two steals and a block in season-opening victory against Coppin State ... matched career-high with 11 rebounds against UC Irvine.

Freshman (2012-13): Lone freshman to play in all 33 games ... inserted into starting lineup the 10th game of the season ... played 20 minutes or more in 30 games ... posted a pair of double-doubles on the year (16 points and a career-best 11 rebounds vs. Colorado; 10 points and 10 rebounds vs. UC Santa Barbara) ... UC Santa Barbara game was first career start ... seven points, six assists, career-high four blocks, three steals and three rebounds in win over UCLA ... 11 points, three assists, two blocks and two steals at Oregon State ... 16 points and three steals at Arizona State ... three steals to go along with 12 points in 38 minutes vs. No. 10 Oregon ... career-high eight assists to go with 12 points at Utah ... 16 points with six rebounds vs. Washington State ... collected 10 rebounds to go along with eight points vs. No. 13 Creighton and posted 13 points vs. No. 18 UNLV.

High School: Rated the 13th best point guard in the nation by Rivals.com and the 15th best at his position by Scout.com ... ESPN.com rated Wallace the 27th best point guard in the nation ... ranked the 78th best overall prospect in the country by Rivals.com and 87th overall by Scout.com ... two-time Bakersfield Californian Player of the Year for Bakersfield High School and head coach Greg Burt ... Bakersfield's all-time scoring leader with 1,767 career points ... Led Drillers to a 20-9 record as a senior ... Second Team All-CIF selection by ESPNHS ... averaged 22.2 points, 8.1 rebounds, 3.2 steals and 1.7 assists per game for the Drillers, who were 24-5 and reached the Central Section semifinals ... hit game-winning three-pointer at the buzzer to lift Bakersfield to the Kern Schools Shootout title with a victory over Liberty HS.

Personal: Born June 10, 1994 ... parents are Tyrone and Michelle Wallace ... has a younger brother (Da'zion Wallace) and younger sister (Diamond Wallace) as well as an older brother (Ryan Carolina) ... majoring in social welfare.



2012-13 GAME-BY-GAME

| Opponent | Min | Fg-a | 3p-a | Ft-a | Reb | Pf | Ast | To | Blk | Stl | Pts |
|------------------|-----|------|------|------|-----|----|-----|----|-----|-----|-----|
| CSU Bakersfield | 23 | 2-5 | 1-3 | 1-2 | 5 | 3 | 3 | 3 | 0 | 0 | 6 |
| Pepperdine | 17 | 1-1 | 0-0 | 0-0 | 0 | 0 | 2 | 0 | 0 | 0 | 2 |
| Denver | 10 | 0-1 | 0-0 | 0-0 | 2 | 0 | 0 | 0 | 0 | 0 | 0 |
| Drake | 23 | 4-7 | 1-3 | 0-0 | 7 | 2 | 3 | 2 | 0 | 1 | 9 |
| Georgia Tech | 30 | 3-6 | 1-4 | 4-7 | 5 | 3 | 1 | 2 | 1 | 0 | 11 |
| Pacific | 21 | 1-2 | 0-1 | 2-2 | 3 | 2 | 4 | 2 | 0 | 0 | 4 |
| Wisconsin | 27 | 0-6 | 0-1 | 3-6 | 5 | 3 | 3 | 3 | 1 | 2 | 3 |
| UNLV | 25 | 5-8 | 0-1 | 3-5 | 2 | 2 | 2 | 0 | 0 | 1 | 13 |
| Creighton | 27 | 3-10 | 0-2 | 2-3 | 10 | 5 | 0 | 2 | 2 | 0 | 8 |
| UC Santa Barbara | 26 | 3-10 | 2-4 | 2-3 | 10 | 2 | 4 | 1 | 0 | 2 | 10 |
| Prairie View A&M | 30 | 1-7 | 1-4 | 2-2 | 3 | 1 | 5 | 4 | 0 | 0 | 5 |
| Harvard | 34 | 0-4 | 0-1 | 0-0 | 7 | 1 | 4 | 3 | 1 | 0 | 0 |
| UCLA | 27 | 4-9 | 0-4 | 0-0 | 8 | 4 | 2 | 0 | 0 | 0 | 8 |
| USC | 38 | 3-7 | 2-3 | 2-4 | 4 | 1 | 3 | 3 | 1 | 2 | 10 |
| Washington | 29 | 0-4 | 0-1 | 0-4 | 3 | 3 | 1 | 1 | 0 | 0 | 0 |
| Washington State | 28 | 4-8 | 1-4 | 7-11 | 6 | 1 | 1 | 1 | 1 | 0 | 16 |
| Stanford | 35 | 2-11 | 2-5 | 0-1 | 5 | 5 | 1 | 3 | 0 | 0 | 6 |
| Utah | 34 | 4-15 | 1-7 | 3-6 | 4 | 2 | 8 | 2 | 2 | 1 | 12 |
| Colorado | 32 | 2-6 | 1-3 | 2-5 | 5 | 5 | 3 | 1 | 0 | 3 | 7 |
| Oregon State | 14 | 1-3 | 0-2 | 0-0 | 0 | 3 | 5 | 0 | 0 | 0 | 2 |
| Oregon | 38 | 3-10 | 3-7 | 3-4 | 2 | 2 | 1 | 2 | 0 | 3 | 12 |
| Arizona State | 31 | 7-11 | 1-2 | 1-2 | 8 | 5 | 1 | 4 | 0 | 3 | 16 |
| Arizona | 34 | 2-8 | 1-4 | 0-0 | 4 | 2 | 7 | 0 | 0 | 0 | 5 |
| UCLA | 34 | 3-13 | 0-3 | 1-2 | 3 | 2 | 6 | 1 | 4 | 3 | 7 |
| USC | 27 | 2-8 | 0-5 | 0-0 | 4 | 2 | 2 | 2 | 0 | 0 | 4 |
| Oregon | 31 | 2-5 | 0-0 | 0-0 | 2 | 4 | 1 | 2 | 1 | 0 | 4 |
| Oregon State | 27 | 5-12 | 1-4 | 0-0 | 1 | 0 | 3 | 2 | 2 | 2 | 11 |
| Utah | 29 | 5-14 | 1-5 | 0-0 | 5 | 0 | 3 | 2 | 0 | 1 | 11 |
| Colorado | 38 | 8-12 | 0-1 | 0-0 | 11 | 0 | 1 | 2 | 0 | 1 | 16 |
| Stanford | 27 | 1-7 | 0-3 | 0-0 | 2 | 5 | 1 | 1 | 0 | 1 | 2 |
| Utah | 26 | 1-8 | 0-2 | 0-0 | 5 | 3 | 0 | 3 | 0 | 0 | 2 |
| UNLV | 31 | 1-6 | 0-1 | 1-4 | 4 | 2 | 4 | 0 | 0 | 0 | 3 |
| Syracuse | 28 | 5-13 | 2-8 | 0-0 | 1 | 4 | 2 | 2 | 0 | 0 | 12 |

| | | | | | | | | | | | |
|---------------|----|------|-----|-----|---|---|---|---|---|---|----|
| Washington | 34 | 6-14 | 1-5 | 7-9 | 8 | 3 | 4 | 1 | 1 | 1 | 20 |
| UCLA | 27 | 1-9 | 0-3 | 3-4 | 4 | 2 | 4 | 1 | 1 | 0 | 5 |
| USC | 22 | 5-14 | 0-2 | 0-0 | 5 | 3 | 1 | 3 | 1 | 1 | 10 |
| Arizona | 25 | 4-6 | 1-2 | 0-2 | 2 | 3 | 1 | 1 | 0 | 0 | 9 |
| Arizona State | 29 | 3-7 | 1-4 | 1-4 | 0 | 2 | 1 | 0 | 0 | 1 | 8 |
| Utah | 34 | 2-7 | 1-4 | 6-6 | 6 | 1 | 3 | 2 | 0 | 0 | 11 |
| Colorado | 33 | 1-5 | 1-3 | 1-3 | 5 | 4 | 0 | 3 | 0 | 2 | 4 |
| Colorado | 31 | 5-11 | 1-5 | 2-6 | 2 | 3 | 2 | 3 | 0 | 3 | 13 |
| Utah Valley | 25 | 4-6 | 0-0 | 1-3 | 3 | 2 | 3 | 1 | 0 | 0 | 9 |
| Arkansas | 35 | 5-9 | 1-3 | 5-6 | 1 | 1 | 3 | 2 | 0 | 1 | 16 |
| SMU | 33 | 4-10 | 0-2 | 0-0 | 3 | 3 | 4 | 1 | 0 | 1 | 8 |

2013-14 GAME-BY-GAME

| Opponent | Min | Fg-a | 3p-a | Ft-a | Reb | Pf | Ast | To | Blk | Stl | Pts |
|-------------------|-----|------|------|------|-----|----|-----|----|-----|-----|-----|
| Coppin State | 34 | 7-14 | 3-6 | 3-5 | 6 | 1 | 7 | 1 | 1 | 2 | 20 |
| Denver | 32 | 5-10 | 0-2 | 6-6 | 3 | 2 | 1 | 1 | 1 | 3 | 16 |
| Oakland | 22 | 0-3 | 0-3 | 0-0 | 2 | 4 | 2 | 2 | 1 | 0 | 0 |
| Southern Utah | 21 | 5-9 | 2-3 | 3-4 | 4 | 0 | 0 | 2 | 0 | 1 | 15 |
| Arkansas | 33 | 2-6 | 1-4 | 1-5 | 6 | 3 | 4 | 4 | 1 | 0 | 6 |
| Syracuse | 35 | 2-8 | 1-5 | 4-7 | 5 | 3 | 4 | 6 | 0 | 0 | 9 |
| Dayton | 28 | 3-5 | 0-0 | 0-0 | 5 | 3 | 0 | 3 | 0 | 2 | 6 |
| UC Irvine | 30 | 4-7 | 0-3 | 0-0 | 11 | 2 | 5 | 0 | 1 | 1 | 8 |
| aUC Santa Barbara | 18 | 1-3 | 0-2 | 0-0 | 1 | 2 | 2 | 3 | 1 | 0 | 2 |
| Nevada | 23 | 5-9 | 4-7 | 0-0 | 0 | 5 | 5 | 0 | 0 | 1 | 14 |
| Fresno State | 31 | 5-13 | 0-4 | 2-4 | 5 | 3 | 5 | 1 | 2 | 0 | 12 |
| Creighton | 32 | 4-12 | 2-7 | 2-3 | 4 | 3 | 4 | 1 | 1 | 1 | 12 |
| Furman | 30 | 8-10 | 2-3 | 0-0 | 4 | 1 | 2 | 0 | 0 | 1 | 18 |
| Stanford | 36 | 6-13 | 4-7 | 4-6 | 5 | 3 | 1 | 2 | 0 | 4 | 20 |
| Oregon | 40 | 5-12 | 2-6 | 2-3 | 3 | 4 | 5 | 5 | 0 | 4 | 14 |
| Oregon State | 38 | 5-10 | 1-3 | 6-10 | 6 | 3 | 6 | 0 | 0 | 2 | 17 |
| Washington | 34 | 6-10 | 2-4 | 0-1 | 8 | 2 | 2 | 0 | 1 | 1 | 14 |
| Washington State | 34 | 5-8 | 1-4 | 2-4 | 3 | 3 | 4 | 1 | 0 | 4 | 13 |
| USC | 30 | 2-10 | 1-5 | 0-0 | 0 | 4 | 4 | 0 | 1 | 1 | 5 |
| UCLA | 28 | 0-8 | 0-5 | 2-2 | 5 | 4 | 1 | 3 | 0 | 1 | 2 |
| Arizona State | 41 | 7-15 | 2-5 | 4-5 | 6 | 5 | 2 | 0 | 2 | 1 | 20 |
| Arizona | 38 | 4-11 | 3-5 | 0-0 | 4 | 2 | 2 | 1 | 0 | 1 | 11 |
| Stanford | 38 | 8-16 | 3-4 | 2-2 | 4 | 4 | 0 | 1 | 0 | 2 | 21 |
| Washington State | 36 | 2-8 | 2-4 | 1-2 | 6 | 2 | 1 | 0 | 0 | 1 | 7 |



CAREER STATISTICS

| Year | G-Gs | Min | Fg-Fga | Pct | 3p-3pa | Pct | Ft-Fta | Pct | Reb | Avg | Pf | Ast | To | Blk | St | Tp | Avg |
|---------------|--------------|-------------|----------------|-------------|---------------|-------------|----------------|-------------|------------|------------|------------|------------|------------|-----------|-----------|------------|------------|
| 2012-13 | 33-23 | 931 | 88-257 | .342 | 22-98 | .224 | 39-73 | .534 | 146 | 4.4 | 79 | 87 | 56 | 16 | 26 | 237 | 7.2 |
| 2013-14 | 35-34 | 1090 | 141-328 | .430 | 43-134 | .321 | 70-112 | .625 | 145 | 4.1 | 95 | 95 | 55 | 16 | 44 | 395 | 11.3 |
| Career | 68-57 | 2021 | 229-585 | .391 | 65-232 | .280 | 109-185 | .589 | 291 | 4.3 | 174 | 182 | 111 | 32 | 70 | 632 | 9.3 |

CAREER HIGHS

| | | |
|-----------|----|--|
| Points: | 21 | vs. Stanford, Feb. 5, , 2014 |
| Rebounds: | 11 | twice, last vs. UC Irvine, Dec. 2, 2013 |
| Assists: | 8 | at Utah, Jan. 24, 2013 |
| Blocks: | 4 | vs. UCLA, Feb. 14, 2013 |
| Steals: | 4 | three times, last vs. WSU, Jan. 18, 2014 |

BRANDON CHAUCA

10

Position:Guard
 Height: 5-9
 Weight: 160
 Year:Freshman
 Hometown:Alexandria, Va.
 High School: 22 Feet Academy
 Experience: High School



High School: Starred at 22 Feet Academy of the Shannon Forest Christian School in Greenville, S.C. as a senior where he averaged 23.1 points, 7.4 assists, 3.1 rebounds and 3.7 steals per game ... owned a shooting percentage of better than 60 percent overall from the field, including 49 percent from three-point range during the 2013-14 season ... posted a pair of 40-point games his senior season, while recording nearly 10 double-doubles ... originally from Alexandria, Va. ... played freshman year at Stonewall Jackson High School in Manassas, Va. where he was an all-district selection in his first scholastic season ... also played one season at St. Benedict's Prep in Newark, N.J., and at Christian Faith Center Academy in Creedmoor, N.C., before enrolling at 22 Feet Academy.

Personal: Born Oct. 11, 1994 ... parents are John and Brenda Chauca ... has a sister, Breana ... has not yet declared a major.



ROGER MOUTE a BIDIAS

12

Position: Forward
 Height: 6-6
 Weight: 207
 Year: Sophomore
 Hometown: Yaounde, Cameroon
 High School: Notre Dame Prep
 Experience: 1 Letter



Freshman (2013-14): Appeared in 15 games ... averaged 5.9 minutes per contest ... made collegiate debut in season opener against Coppin State ... recorded first collegiate point in seventh career game against UC Irvine ... career-long 19 minutes with career-bests in rebounds (3) and blocks (2) against Dayton in the Maui Invitational.

High School: Native of Cameroon who began playing organized basketball in 2009 in his homeland before coming to the United States in 2010 ... 6-7 forward was a standout at Montverde Academy in Florida before completing his scholastic career at Notre Dame Prep in Fitchburg, Mass. ... averaged a double-double (10 points and 10 rebounds) in one season at Notre Dame Prep to help guide the Crusaders to the National Prep Championship semifinals ... helped lead Notre Dame Prep to a 78-76 victory over top-seeded Massanutten Military Academy in the quarterfinal-round, before a 65-62 defeat to eventual prep national champion Northfield Mount Hermon in the semifinals.

Personal: Born April 22, 1995 ... parents are Camille Moute a Bidias and Agnes Bertine Gofane a Ziem Eps Moute ... younger brother of former Division I standouts Luc Richard Mbah a Moute (UCLA) and Emmanuel Bidias a Moute (UCSB and Texas State-San Marcos) ... Luc Richard Mbah Moute was selected by Milwaukee in the 2008 NBA Draft where he averaged 6.3 points and 4.9 rebounds in his first seven seniors with the Bucks, Sacramento Kings and Minnesota Timberwolves ... currently plays for the Philadelphia 76ers ... has not yet declared a major.



2013-14 GAME-BY-GAME

| Opponent | Min | Fg-a | 3p-a | Ft-a | Reb | Pf | Ast | To | Blk | Stl | Pts |
|---------------|-----|------|------|------|-----|----|-----|----|-----|-----|-----|
| Coppin State | 8 | 0-0 | 0-0 | 0-0 | 0 | 2 | 1 | 1 | 0 | 0 | 0 |
| Denver | 4 | 0-0 | 0-0 | 0-0 | 0 | 0 | 0 | 0 | 1 | 0 | 0 |
| Southern Utah | 13 | 0-0 | 0-0 | 0-0 | 1 | 1 | 0 | 0 | 0 | 0 | 0 |
| Arkansas | 5 | 0-1 | 0-0 | 0-0 | 2 | 0 | 1 | 0 | 0 | 0 | 0 |
| Syracuse | 3 | 0-0 | 0-0 | 0-0 | 1 | 0 | 0 | 0 | 0 | 0 | 0 |
| Dayton | 19 | 0-0 | 0-0 | 0-0 | 3 | 1 | 0 | 1 | 2 | 0 | 0 |
| UC Irvine | 9 | 0-1 | 0-0 | 1-2 | 1 | 1 | 0 | 1 | 1 | 0 | 1 |
| Creighton | 7 | 0-1 | 0-0 | 0-0 | 2 | 1 | 1 | 1 | 0 | 0 | 0 |
| Furman | 7 | 0-0 | 0-0 | 1-2 | 1 | 1 | 1 | 1 | 0 | 0 | 1 |
| Washington | 4 | 0-0 | 0-0 | 1-3 | 1 | 0 | 0 | 0 | 0 | 0 | 1 |
| USC | 1 | 0-0 | 0-0 | 0-0 | 0 | 0 | 0 | 0 | 0 | 0 | 0 |
| Arizona State | 1 | 0-1 | 0-0 | 0-0 | 0 | 0 | 0 | 0 | 0 | 0 | 0 |
| UCLA | 2 | 0-1 | 0-0 | 0-0 | 1 | 0 | 0 | 0 | 0 | 0 | 0 |
| Arizona | 3 | 0-0 | 0-0 | 0-0 | 0 | 0 | 0 | 0 | 0 | 0 | 0 |
| Utah Valley | 3 | 0-1 | 0-0 | 0-0 | 0 | 0 | 0 | 0 | 0 | 0 | 0 |


CAREER STATISTICS

| Year | G-Gs | Min | Fg-Fga | Pct | 3p-3pa | Pct | Ft-Fta | Pct | Reb | Avg | Pf | Ast | To | Blk | St | Tp | Avg |
|---------------|-------------|-----------|------------|-------------|------------|-------------|------------|-------------|-----------|------------|----------|----------|----------|----------|----------|----------|------------|
| 2013-14 | 15-0 | 89 | 0-6 | .000 | 0-0 | .000 | 3-7 | .429 | 13 | 0.9 | 7 | 4 | 5 | 4 | 0 | 3 | 0.2 |
| Career | 15-0 | 89 | 0-6 | .000 | 0-0 | .000 | 3-7 | .429 | 13 | 0.9 | 7 | 4 | 5 | 4 | 0 | 3 | 0.2 |

CAREER HIGHS

Points: 1 twice, last vs. Furman, Dec. 28, 2013
Rebounds: 3 vs. Dayton, Nov. 27, 2013
Assists: 1 four times, last vs Furman, Dec. 28, 2013
Blocks: 2 vs. Dayton, Nov. 27, 2013
Steals: n/a

CHRISTIAN BEHRENS

14

Position: Forward
 Height: 6-8
 Weight: 226
 Year: Redshirt Junior
 Hometown: Maple Valley, Wash.
 High School: Tahoma HS
 Experience: 3 Letters



Redshirt Sophomore (2013-14): Appeared in 24 games, including all four postseason contests ... averaged 6.8 minutes per game ... scored career-high six points in 13 minutes at home against Washington ... totaled 32 minutes in Cal's three NIT games against Utah Valley, Arkansas and SMU, recording six points and five rebounds during the stretch ... season-long 14 minutes at SMU in season finale ... made season debut at home against Southern Utah (Nov. 18, 2013) in first appearance since Dec. 22, 2012, completing his comeback from a knee injury the season prior.

Sophomore (2012-13): Appeared in seven of the first 11 games before undergoing season-ending knee surgery in December ... saw his minutes increase prior to injury, totaling 23 minutes and four points over his last two games of the season ... recorded season-best four rebounds in season-long 12 minutes of action against UC Santa Barbara.

Freshman (2011-12): Appeared in nine games as a freshman, including seven Pac-12 contests ... finished with 10 points on the season ... scored first career points in third career game at Utah with four points on 1-for-1 shooting from the field and 2-for-2 from the free throw line to go along with a season-best three rebounds ... also tallied four points on 2-for-3 shooting at USC ... played a season-high eight minutes against Arizona State ... appeared in Cal's NCAA Tournament first-round game against South Florida.

High School: Named to the 2011 All-State and All-4A teams... selected to the South Puget Sound League all-league team in 2009 and 2011 ... one of the top recruits out of the state of Washington ... served as a team captain for three seasons at Tahoma HS (2009-11)... named Tahoma High School's Athlete of the Year as a senior ... named 2010 Most Inspirational Player ... led team in rebounds all four years ... led team in assists as a sophomore ... as a senior, averaged 22 points, 10.5 rebounds, 2.5 assists, 2.5 blocks, and 1.1 steals per game while holding 48-percent field-goal accuracy and 37-percent three-point percentage ... served on leadership team at Tahoma HS.

Personal: Christian Montaque Behrens... born Dec. 14, 1992, in Renton, Wash. mother is Andrea Behrens ... played for the Seattle Rotary club team ... majoring in American Studies.



2011-12 GAME-BY-GAME

| Opponent | Min | Fg-a | 3p-a | Ft-a | Reb | Pf | Ast | To | Blk | Stl | Pts |
|-------------------|-----|------|------|------|-----|----|-----|----|-----|-----|-----|
| at UNLV | 3 | 0-0 | 0-0 | 0-2 | 0 | 0 | 0 | 0 | 1 | 0 | 0 |
| USC | 5 | 0-1 | 0-0 | 0-0 | 1 | 0 | 0 | 0 | 0 | 0 | 0 |
| Utah | 4 | 1-1 | 0-0 | 2-2 | 3 | 0 | 0 | 0 | 0 | 0 | 4 |
| Stanford | 6 | 1-2 | 0-0 | 0-1 | 2 | 0 | 0 | 0 | 0 | 0 | 2 |
| Arizona | 4 | 0-1 | 0-0 | 0-0 | 1 | 0 | 0 | 0 | 0 | 0 | 0 |
| Arizona State | 8 | 0-1 | 0-0 | 0-0 | 0 | 2 | 0 | 0 | 0 | 0 | 0 |
| at USC | 6 | 2-3 | 0-0 | 0-0 | 2 | 0 | 0 | 1 | 0 | 0 | 4 |
| at UCLA | 2 | 0-0 | 0-0 | 0-0 | 0 | 0 | 0 | 0 | 0 | 0 | 0 |
| vs. South Florida | 3 | 0-1 | 0-0 | 0-0 | 0 | 0 | 0 | 0 | 0 | 0 | 0 |

2012-13 GAME-BY-GAME

| Opponent | Min | Fg-a | 3p-a | Ft-a | Reb | Pf | Ast | To | Blk | Stl | Pts |
|------------------|-----|------|------|------|-----|----|-----|----|-----|-----|-----|
| CSU Bakersfield | 11 | 0-1 | 0-0 | 0-2 | 1 | 0 | 0 | 1 | 0 | 0 | 0 |
| Pepperdine | 9 | 0-1 | 0-0 | 1-3 | 2 | 1 | 0 | 1 | 0 | 0 | 1 |
| Pacific | 3 | 0-0 | 0-0 | 0-1 | 0 | 0 | 0 | 0 | 0 | 0 | 0 |
| Wisconsin | 6 | 0-0 | 0-0 | 0-0 | 1 | 1 | 0 | 0 | 0 | 0 | 0 |
| Creighton | 2 | 0-0 | 0-0 | 0-0 | 1 | 0 | 0 | 0 | 0 | 0 | 0 |
| UC Santa Barbara | 12 | 1-3 | 0-0 | 0-0 | 4 | 0 | 0 | 0 | 0 | 1 | 2 |
| Prairie View A&M | 11 | 1-1 | 0-0 | 0-0 | 2 | 2 | 0 | 0 | 0 | 0 | 2 |

2013-14 GAME-BY-GAME

| Opponent | Min | Fg-a | 3p-a | Ft-a | Reb | Pf | Ast | To | Blk | Stl | Pts |
|------------------|-----|------|------|------|-----|----|-----|----|-----|-----|-----|
| Southern Utah | 7 | 0-1 | 0-0 | 1-2 | 2 | 1 | 0 | 0 | 0 | 0 | 1 |
| Furman | 10 | 0-0 | 0-0 | 0-0 | 3 | 1 | 0 | 0 | 0 | 0 | 0 |
| Stanford | 12 | 0-1 | 0-0 | 0-0 | 4 | 1 | 0 | 0 | 0 | 0 | 0 |
| Oregon | 9 | 1-2 | 0-0 | 0-0 | 3 | 1 | 0 | 0 | 0 | 0 | 2 |
| Oregon State | 13 | 2-3 | 0-0 | 0-0 | 2 | 2 | 0 | 0 | 0 | 0 | 4 |
| Washington | 13 | 3-3 | 0-0 | 0-0 | 3 | 4 | 1 | 0 | 0 | 1 | 6 |
| Washington State | 12 | 1-2 | 0-0 | 0-0 | 2 | 1 | 0 | 1 | 0 | 0 | 2 |
| USC | 1 | 0-0 | 0-0 | 0-0 | 0 | 1 | 0 | 0 | 0 | 0 | 0 |
| UCLA | 4 | 0-1 | 0-0 | 2-2 | 2 | 1 | 0 | 0 | 0 | 0 | 2 |
| Arizona State | 2 | 0-0 | 0-0 | 0-0 | 0 | 0 | 0 | 0 | 0 | 0 | 0 |
| Arizona | 10 | 0-0 | 0-0 | 0-0 | 2 | 1 | 0 | 0 | 0 | 0 | 0 |
| Stanford | 6 | 1-1 | 0-0 | 0-0 | 0 | 1 | 0 | 0 | 1 | 0 | 2 |
| Washington State | 5 | 0-0 | 0-0 | 0-0 | 0 | 1 | 0 | 0 | 0 | 0 | 0 |
| Washington | 6 | 0-0 | 0-0 | 0-0 | 0 | 1 | 0 | 0 | 0 | 0 | 0 |
| UCLA | 3 | 0-0 | 0-0 | 0-2 | 2 | 0 | 0 | 1 | 0 | 0 | 0 |
| USC | 1 | 0-0 | 0-0 | 0-0 | 0 | 0 | 0 | 0 | 0 | 0 | 0 |
| Arizona | 6 | 0-2 | 0-0 | 0-0 | 1 | 1 | 0 | 0 | 0 | 1 | 0 |
| Arizona State | 2 | 0-0 | 0-0 | 0-0 | 1 | 2 | 1 | 0 | 0 | 0 | 0 |
| Utah | 6 | 0-0 | 0-0 | 0-0 | 1 | 2 | 1 | 0 | 0 | 0 | 0 |
| Colorado | 3 | 0-0 | 0-0 | 0-0 | 0 | 0 | 0 | 0 | 1 | 0 | 0 |
| Colorado | 1 | 0-0 | 0-0 | 0-0 | 0 | 0 | 0 | 0 | 0 | 0 | 0 |
| Utah Valley | 13 | 2-4 | 0-0 | 0-0 | 2 | 3 | 0 | 1 | 1 | 0 | 4 |
| Arkansas | 5 | 0-0 | 0-0 | 0-0 | 0 | 1 | 0 | 0 | 0 | 0 | 0 |
| SMU | 14 | 0-1 | 0-0 | 2-2 | 3 | 4 | 0 | 0 | 0 | 0 | 2 |


CAREER STATISTICS

| Year | G-Gs | Min | Fg-Fga | Pct | 3p-3pa | Pct | Ft-Fta | Pct | Reb | Avg | Pf | Ast | To | Blk | St | Tp | Avg |
|---------------|-------------|------------|--------------|-------------|------------|-------------|-------------|-------------|-----------|------------|-----------|----------|----------|----------|----------|-----------|------------|
| 2011-12 | 9-0 | 41 | 4-10 | .400 | 0-0 | .000 | 2-5 | .400 | 9 | 1.0 | 2 | 0 | 1 | 1 | 0 | 10 | 1.1 |
| 2012-13 | 7-0 | 53 | 2-6 | .333 | 0-0 | .000 | 1-6 | .167 | 11 | 1.6 | 4 | 0 | 2 | 0 | 1 | 5 | 0.7 |
| 2013-14 | 24-0 | 164 | 10-21 | .476 | 0-0 | .000 | 5-8 | .625 | 33 | 1.4 | 30 | 3 | 3 | 3 | 2 | 25 | 1.0 |
| Career | 40-0 | 258 | 16-37 | .432 | 0-0 | .000 | 8-19 | .421 | 53 | 1.3 | 36 | 3 | 6 | 4 | 3 | 40 | 1.0 |

CAREER HIGHS

| | | | |
|------------------------|---|-------|--|
| Points: | 6 | | vs. Washington, Jan. 15, 2014 |
| Rebounds: | 4 | | twice, last at Stanford, Jan. 2, 2014 |
| Assists: | 1 | | vs. Washington, Jan. 15, 2014 |
| Blocks: | 1 | | twice, last vs. Stanford, Feb 5, 2014 |
| Steals: | 1 | | three times, last vs. Arizona, Feb. 26, 2014 |

KINGSLEY OKOROH

22

Position: Center
 Height: 7-1
 Weight: 254
 Year: Freshman
 Hometown: Derby, England
 High School: Westwind Prep
 Experience: High School



High School: First signee of the Cuonzo Martin era at Cal ... native of Derby, England ... played senior season at Westwind Preparatory Academy in Phoenix, Ariz. ... averaged 16 points, 12 rebounds, six blocks and four assists per game as a senior ... originally attended Findlay Prep in Henderson, Nev., before traveling back home to England to complete high school ... ranked as the fifth-best prospect in

Europe by ESPN's recruiting services ... one of 40 elite European players to receive an invitation to the Jordan Brand Classic event in Surrey, England ... has four years of international playing experience as a member of England's junior national team ... averaged 8.9 points, 8.0 rebounds and 2.2 blocks in 29.8 minutes per game in nine contests at the 2013 U18 European Championship (Division A) in Latvia ... earned All-Tournament Team honors after leading the tournament in both rebounding (11.4 rpg) and blocks (4.3 bpg) at the 2011 U16 European Championship (Division B).

Personal: Born April 24, 1995 ... son of Michael and Florence ... has two brothers, Francis and Ugo, and a sister, Janet ... has not yet declared a major.



JABARI BIRD

23

Position:Guard
Height: 6-6
Weight: 198
Year:..... Sophomore
Hometown:.....Richmond, Calif.
High School:.....Salesian HS
Experience: 1 Letter



Freshman (2013-14): Played in 31 of Cal's 35 games with 12 starts ... missed four games with a sprained ankle ... averaged 20.0 minutes per contest, including a season-long 36 minutes against No. 7 Syracuse in the Maui Invitational ... made collegiate debut in season opener against Coppin State and earned first collegiate start in second collegiate game against Denver ... 12 double-digit scoring

games ... combined for 50 points and 10 rebounds in Cal's three NIT games against Utah Valley, Arkansas and SMU ... career-best 24 points on six three-pointers, including three-pointer with 1:25 to play to give Cal lead for good, in third career game vs. Oakland ... 20 points on 8-of-13 from the field, including three three-point field goals in season finale at SMU ... career-best eight rebounds against Arkansas in NIT ... 17 points, seven rebounds against No. 7 Syracuse in Maui ... scored all 12 of his points in a span of 3:57 in the second half at UCLA ... career-high five assists at home against Washington and Coppin State.

High School: McDonald's All-American ... played in McDonald's All-American game featuring the nation's 25-best scholastic student-athletes ... posted nine points, three rebounds and three assists in 13 minutes of action in the all-star contest ... a three-year standout guard who also played the small forward position at Salesian High School ... guided the Pride to a 100-8 record over his three seasons with the program ... two-time Bay Area News Group East Bay Player of the Year ... guided Pride to a No. 1 ranking in the state during his senior season... Salesian advanced to the Northern California Regional open Division semifinals in 2013 ... averaged 17.2 points, 6.8 rebounds and 2.6 assists per game for the Tri-County Athletic League and North Coast Section Division IV champions as a senior ... led Salesian to the Division IV state championship as a junior where he averaged 18.7 points and 4.8 rebounds ... ranked as the 15th-best prospect in the nation in the CBSSports.com Top 100 for 2013, the 20th-best prospect in the country by Rivals.com and 19th in his class on the ESPN Top 100 list ... a five-star prospect by both Rivals.com and Scout.com, the recruiting services ranked Bird at different positions - Rivals.com listed him as the sixth-best shooting guard in the country and Scout.com ranked him as the sixth-best small forward in the class of 2013 ... played for the Oakland Soldiers AAU squad where he led his team to the Peach Jam title in 2012, averaging 15.1 points in the eight games of the tournament ... also selected to compete in the Under Armour Elite 24 game.

Personal: Born July 3, 1994 ... parents are Carl and Tonya Bird ... father was a standout with the Golden Bears where he was voted the team's co-MVP after averaging 15.2 points during the 1975-76 season ... has not yet declared a major.



2013-14 GAME-BY-GAME

| Opponent | Min | Fg-a | 3p-a | Ft-a | Reb | Pf | Ast | To | Blk | Stl | Pts |
|------------------|-----|------|------|------|-----|----|-----|----|-----|-----|-----|
| Coppin State | 21 | 6-14 | 2-7 | 0-0 | 7 | 1 | 5 | 0 | 2 | 0 | 14 |
| Denver | 24 | 3-8 | 0-1 | 2-3 | 3 | 0 | 0 | 0 | 0 | 1 | 8 |
| Oakland | 33 | 7-14 | 6-8 | 4-4 | 5 | 1 | 0 | 3 | 0 | 0 | 24 |
| Southern Utah | 19 | 1-3 | 1-2 | 5-6 | 1 | 3 | 1 | 4 | 0 | 0 | 8 |
| Arkansas | 33 | 5-8 | 3-4 | 2-2 | 3 | 1 | 1 | 3 | 0 | 1 | 15 |
| Syracuse | 36 | 6-12 | 2-5 | 3-4 | 7 | 3 | 2 | 1 | 0 | 1 | 17 |
| Dayton | 26 | 1-7 | 0-3 | 4-4 | 1 | 3 | 2 | 2 | 0 | 0 | 6 |
| UC Irvine | 27 | 4-10 | 1-3 | 5-6 | 2 | 2 | 0 | 0 | 1 | 2 | 14 |
| UC Santa Barbara | 20 | 2-7 | 0-3 | 0-0 | 1 | 1 | 0 | 1 | 0 | 0 | 4 |
| Nevada | 23 | 5-11 | 2-6 | 4-5 | 3 | 0 | 2 | 1 | 1 | 1 | 16 |
| Fresno State | 18 | 2-7 | 0-1 | 1-1 | 1 | 1 | 0 | 2 | 0 | 1 | 5 |
| Creighton | 15 | 2-4 | 1-2 | 0-0 | 4 | 0 | 0 | 0 | 0 | 1 | 5 |
| Washington | 12 | 1-2 | 0-1 | 0-0 | 1 | 2 | 5 | 0 | 0 | 0 | 2 |
| Washington State | 18 | 2-3 | 0-1 | 0-0 | 1 | 0 | 3 | 1 | 0 | 0 | 4 |
| USC | 11 | 0-3 | 0-2 | 0-0 | 0 | 1 | 0 | 1 | 0 | 0 | 0 |
| UCLA | 17 | 4-11 | 1-7 | 3-5 | 1 | 4 | 0 | 1 | 1 | 0 | 12 |
| Arizona State | 21 | 2-7 | 0-3 | 0-0 | 0 | 4 | 1 | 0 | 0 | 0 | 4 |
| Arizona | 19 | 1-3 | 0-1 | 0-0 | 0 | 0 | 1 | 1 | 0 | 0 | 2 |
| Stanford | 10 | 0-5 | 0-3 | 0-0 | 2 | 2 | 0 | 1 | 0 | 0 | 0 |
| Washington State | 10 | 1-5 | 0-1 | 0-0 | 0 | 0 | 0 | 1 | 0 | 0 | 2 |
| Washington | 9 | 2-4 | 0-1 | 0-0 | 2 | 0 | 0 | 1 | 0 | 0 | 4 |
| UCLA | 26 | 5-10 | 1-2 | 0-0 | 2 | 1 | 1 | 0 | 0 | 0 | 11 |
| USC | 21 | 4-9 | 2-5 | 0-0 | 2 | 0 | 2 | 1 | 0 | 2 | 10 |
| Arizona | 18 | 3-7 | 0-2 | 1-2 | 1 | 0 | 0 | 0 | 0 | 0 | 7 |
| Arizona State | 16 | 1-5 | 1-3 | 0-0 | 1 | 2 | 2 | 1 | 0 | 0 | 3 |
| Utah | 7 | 1-2 | 1-1 | 0-0 | 0 | 1 | 0 | 3 | 0 | 0 | 3 |
| Colorado | 17 | 3-7 | 1-4 | 0-0 | 0 | 0 | 1 | 0 | 2 | 0 | 7 |
| Colorado | 7 | 0-2 | 0-1 | 0-0 | 0 | 0 | 0 | 0 | 0 | 0 | 0 |
| Utah Valley | 24 | 4-8 | 0-1 | 3-3 | 1 | 1 | 3 | 0 | 1 | 0 | 11 |
| Arkansas | 32 | 7-8 | 2-3 | 3-5 | 8 | 2 | 1 | 2 | 0 | 0 | 19 |
| SMU | 29 | 8-13 | 3-6 | 1-1 | 1 | 2 | 0 | 1 | 0 | 2 | 20 |



CAREER STATISTICS

| Year | G-Gs | Min | Fg-Fga | Pct | 3p-3pa | Pct | Ft-Fta | Pct | Reb | Avg | Pf | Ast | To | Blk | St | Tp | Avg |
|---------------|--------------|------------|---------------|-------------|--------------|-------------|--------------|-------------|-----------|------------|-----------|-----------|-----------|----------|-----------|------------|------------|
| 2013-14 | 31-12 | 619 | 93-219 | .425 | 30-93 | .323 | 41-51 | .804 | 61 | 2.0 | 38 | 33 | 32 | 8 | 12 | 257 | 8.3 |
| Career | 31-12 | 619 | 93-219 | .425 | 30-93 | .323 | 41-51 | .804 | 61 | 2.0 | 38 | 33 | 32 | 8 | 12 | 257 | 8.3 |

CAREER HIGHS

| | | |
|-----------|----|---|
| Points: | 24 | vs. Oakland, Nov. 15, 2013 |
| Rebounds: | 7 | twice, last vs. Syracuse, Nov. 26, 2013 |
| Assists: | 5 | twice, last vs. Washington, Jan. 15, 2014 |
| Blocks: | 2 | twice, last vs. Colorado, March 8, 2014 |
| Steals: | 2 | twice, last at SMU, March 26, 2014 |

JORDAN MATHEWS

24

Position:Guard
Height: 6-3
Weight: 205
Year: Sophomore
Hometown: San Francisco, Calif.
High School: Santa Monica HS
Experience: 1 Letter



Freshman (2013-14): Pac-12 All-Freshman honorable mention selection ... played in all 35 games, starting 12 contests ... averaged 19.1 minutes per game ... made collegiate debut in season opener against Coppin State and earned first career start in 10th collegiate game against Nevada ... connected on at least one three-point field goal in 26 games, including 11 of the season's last 12 contests ... scored career-high 32 points in career-long 38 minutes in win at No. 13 Oregon ... total was second-most points by a Golden Bear freshman in school history ... scored 12 points in 22 minutes vs. No. 7 Syracuse in the Maui Invitational ... averaged 15.0 ppg in four games against the LA schools, including back-to-back 18-point games at USC and UCLA ... 22 points on 4-of-9 from three-point range at UC Santa Barbara ... career-best seven rebounds at home against Utah Valley.

High School: Second team Cal-Hi Sports Division I All-State selection from Santa Monica High School ... four-star recruit, who was rated the 24th-best shooting guard and 85th overall prospect in the nation by Rivals.com ... ranked No. 77 on the ESPN Top 100 list and No. 33 at his position by the group ... named Most Valuable Player of the Ocean League his junior and senior season ... 2013 CIF Southern Section Division I Player of the Year ... averaged 24 points and 8.5 rebounds to lead Santa Monica to a school-record 29 wins (29-7) as a senior ... hit game-winning three-pointer with two seconds left to lift Vikings to a 53-50 victory over Los Angeles Loyola in the CIF Southern California Division I title game ... produced games of 37 and 41 points during three-game run into the Southern California title game ... averaged 22.4 points to lead Santa Monica to the Ocean League title and the third round of the CIF state tournament as a junior ... scored 42 points in a game during the Vikings' 20-9 season in 2012 ... played for the California Supreme AAU squad where he averaged 15.6 points per game in five contests at the Peach Jam tournament in the summer of 2012.

Personal: Born June 22, 1994 ... parents are Phil and Margie Mathews ... grew up in San Francisco and has family in the area ... father, who was a two-year basketball standout for UC Irvine and has served as a basketball coach for more than four decades, was hired as the head coach of Riverside City College in Riverside, Calif. prior to the 2013-14 season ... has not yet declared a major.



2013-14 GAME-BY-GAME

| Opponent | Min | Fg-a | 3p-a | Ft-a | Reb | Pf | Ast | To | Blk | Stl | Pts |
|------------------|-----|-------|------|------|-----|----|-----|----|-----|-----|-----|
| Coppin State | 14 | 1-6 | 1-5 | 3-4 | 4 | 1 | 0 | 0 | 0 | 0 | 6 |
| Denver | 13 | 3-7 | 0-2 | 0-0 | 5 | 0 | 1 | 1 | 0 | 1 | 6 |
| Oakland | 5 | 0-1 | 0-0 | 1-2 | 1 | 0 | 0 | 0 | 0 | 0 | 1 |
| Southern Utah | 20 | 1-8 | 0-2 | 7-8 | 5 | 1 | 0 | 1 | 0 | 1 | 9 |
| Arkansas | 8 | 0-2 | 0-1 | 0-0 | 1 | 0 | 0 | 1 | 0 | 2 | 0 |
| Syracuse | 22 | 4-6 | 1-3 | 3-3 | 1 | 3 | 2 | 2 | 0 | 0 | 12 |
| Dayton | 20 | 2-9 | 1-2 | 3-4 | 2 | 0 | 0 | 0 | 0 | 0 | 8 |
| UC Irvine | 17 | 2-5 | 1-2 | 1-3 | 3 | 2 | 1 | 0 | 0 | 0 | 6 |
| UC Santa Barbara | 28 | 7-14 | 4-9 | 4-6 | 5 | 3 | 2 | 0 | 0 | 0 | 22 |
| Nevada | 24 | 4-8 | 1-4 | 4-5 | 2 | 3 | 1 | 0 | 0 | 0 | 13 |
| Fresno State | 12 | 1-5 | 1-4 | 0-0 | 4 | 0 | 0 | 0 | 0 | 0 | 3 |
| Creighton | 22 | 2-9 | 1-6 | 0-0 | 2 | 2 | 0 | 0 | 0 | 0 | 5 |
| Furman | 24 | 2-7 | 2-6 | 4-6 | 3 | 1 | 4 | 0 | 0 | 0 | 10 |
| Stanford | 18 | 1-7 | 0-2 | 0-0 | 0 | 4 | 0 | 1 | 0 | 0 | 2 |
| Oregon | 38 | 10-14 | 3-4 | 9-9 | 5 | 4 | 1 | 1 | 0 | 1 | 32 |
| Oregon State | 22 | 1-8 | 0-3 | 0-0 | 0 | 0 | 1 | 0 | 0 | 0 | 2 |
| Washington | 18 | 2-7 | 1-3 | 0-0 | 1 | 1 | 1 | 1 | 0 | 0 | 5 |
| Washington State | 18 | 3-5 | 1-1 | 0-1 | 0 | 2 | 3 | 0 | 0 | 1 | 7 |
| USC | 34 | 5-14 | 2-5 | 6-8 | 1 | 3 | 1 | 0 | 0 | 2 | 18 |
| UCLA | 31 | 6-12 | 2-4 | 4-4 | 6 | 2 | 1 | 1 | 0 | 2 | 18 |
| Arizona State | 19 | 2-6 | 1-3 | 1-2 | 1 | 0 | 1 | 1 | 0 | 0 | 6 |
| Arizona | 18 | 1-4 | 0-0 | 0-0 | 0 | 1 | 0 | 0 | 0 | 0 | 2 |
| Stanford | 24 | 1-6 | 0-2 | 0-0 | 4 | 1 | 2 | 1 | 0 | 1 | 2 |
| Washington State | 15 | 4-7 | 3-4 | 1-2 | 1 | 1 | 0 | 1 | 0 | 0 | 12 |
| Washington | 15 | 3-7 | 1-2 | 2-2 | 2 | 1 | 1 | 0 | 1 | 1 | 9 |
| UCLA | 20 | 6-11 | 4-7 | 0-0 | 1 | 3 | 0 | 1 | 0 | 0 | 16 |
| USC | 15 | 3-4 | 1-1 | 1-1 | 1 | 2 | 1 | 0 | 0 | 0 | 8 |
| Arizona | 11 | 3-5 | 1-1 | 0-0 | 0 | 0 | 0 | 0 | 0 | 0 | 7 |
| Arizona State | 29 | 4-9 | 2-4 | 4-6 | 3 | 0 | 0 | 1 | 0 | 0 | 14 |
| Utah | 20 | 1-4 | 1-3 | 4-6 | 0 | 0 | 1 | 0 | 1 | 0 | 7 |
| Colorado | 9 | 1-4 | 1-3 | 0-0 | 1 | 4 | 0 | 0 | 0 | 0 | 3 |
| Colorado | 16 | 1-5 | 0-3 | 0-0 | 0 | 2 | 0 | 0 | 0 | 0 | 2 |
| Utah Valley | 25 | 5-7 | 3-4 | 0-0 | 7 | 3 | 0 | 1 | 0 | 0 | 13 |
| Arkansas | 9 | 2-4 | 1-3 | 2-2 | 1 | 0 | 0 | 3 | 0 | 0 | 7 |
| SMU | 16 | 1-3 | 1-2 | 0-0 | 1 | 0 | 0 | 0 | 0 | 0 | 3 |



CAREER STATISTICS

| Year | G-Gs | Min | Fg-Fga | Pct | 3p-3pa | Pct | Ft-Fta | Pct | Reb | Avg | Pf | Ast | To | Blk | St | Tp | Avg |
|---------|-------|-----|--------|------|--------|------|--------|------|-----|-----|----|-----|----|-----|----|-----|-----|
| 2013-14 | 35-12 | 669 | 95-240 | .396 | 42-110 | .382 | 64-84 | .762 | 74 | 2.1 | 50 | 25 | 18 | 2 | 12 | 296 | 8.5 |
| Career | 35-12 | 669 | 95-240 | .396 | 42-110 | .382 | 64-84 | .762 | 74 | 2.1 | 50 | 25 | 18 | 2 | 12 | 296 | 8.5 |

CAREER HIGHS

| | | |
|-----------|----|-----------------------------------|
| Points: | 32 | at Oregon, Jan. 9, 2014 |
| Rebounds: | 6 | at UCLA, Jan. 25, 2014 |
| Assists: | 4 | vs. Furman, Dec. 28, 2013 |
| Blocks: | 1 | vs. Utah, March 5, 2014 |
| Steals: | 2 | twice, last at USC, Jan. 22, 2014 |

NICK HAMILTON

25

Position:Guard
 Height: 6-4
 Weight: 185
 Year:.....Freshman
 Hometown:.....Los Angeles, Calif.
 High School:..... Westchester HS
 Experience: High School



High School: Two-year starter for Westchester High School in Los Angeles ... averaged 11 points, 10 rebounds and three steals per game in leading the Comets to a 30-6 record and a berth in the Southern California Regional Finals as a senior during the 2013-14 season ... selected to play in the Collision XVI All-Star game, pairing the top players in Los Angeles against the top players in the CIF southern section, where he was named the Student-Athlete of the Year ... lone underclassman to start at Westchester his junior season, guiding the Comets to a City Championship and second-round appearance in the state playoffs en route to a 29-5 record ... MaxPreps All-Tournament selection after guiding his team to the Holiday Classic title his junior season ... two-time All-City selection by the Los Angeles Times and All-Western League pick by the coaches ... played AAU ball with both Double Pump and Fastbreak in Southern California ... straight-A student who maintained a 4.2 cumulative grade point average during his high school career ... recipient of the Gates Millennium Scholarship, a prestigious honor limited to 1,000 students around the nation ... also a two-year member of the varsity volleyball team, serving as the Comets' middle blocker.


Personal: Born May 22, 1996 ... parents are Mark and Sheila ... youngest of six men in the family ... two older brothers played football at the college level with Robert playing at Oregon from 2002-06 and Christopher playing at Moorpark College from 2003-05 ... has not yet declared a major.



STEPHEN DOMINGO

31

Position:Guard
Height: 6-7
Weight: 210
Year:Junior
Hometown:San Francisco, Calif.
High School: St. Ignatius/Georgetown University
Experience: Transfer



Georgetown (2012-2014): Played first two collegiate seasons at Georgetown, before transferring to Cal prior to the 2014-15 season ... appeared in 39 games, including 20 contests ... in his two years in Washington, D.C., the Hoyas won 45 games and reached the postseason each year.

High School: San Francisco native ... one of the nation's top scholastic prospects of the 2013 class ... graduated in just three years at St. Ignatius College Prep in San Francisco and enrolled at Georgetown a year early in the summer of 2012 ... averaged 13.3 points as a senior captain at St. Ignatius and earned Cal-HI Sports All-State Division II accolades ... two-time All-Metro selection by the San Francisco Chronicle and a two-year All-City pick by SanFranPreps.com ... also earned All-West Catholic League laurels as a sophomore in 2011 and junior in 2012 ... averaged 15.4 points, 10.1 rebounds, 3.8 assists and 2.3 blocks per game as sophomore at St. Ignatius ... helped lead the United States U-17 World Championship Team to a Gold Medal in the 2012 FIBA U17 World Championship in Kaunas, Lithuania, where he averaged 7.8 ppg. and shot .359 from three-point range as a regular starter for USA during its title run ... played on the AAU circuit with Dream Vision, guiding the team to the AAU14U national title.

Personal: Born May 9, 1995 ... son of Patrick and Kirsten Domingo ... majoring in political economy.



CAREER STATISTICS AT GEORGETOWN

| Year | G-Gs | Min | Fg-Fga | Pct | 3p-3pa | Pct | Ft-Fta | Pct | Reb | Avg | Pf | Ast | To | Blk | St | Tp | Avg |
|---------------|-------------|-----|--------------|-------------|-------------|-------------|-------------|-------------|-----------|------------|----|-----------|----------|----------|----------|-----------|------------|
| 2012-13 | 20-0 | | 8-26 | .308 | 2-18 | .111 | 2-7 | .286 | 7 | 0.4 | | 9 | 3 | 1 | 3 | 20 | 1.0 |
| 2013-14 | 19-0 | | 3-14 | .214 | 1-9 | .111 | 2-3 | .667 | 10 | 0.5 | | 2 | 2 | 2 | 1 | 9 | 0.5 |
| Career | 39-0 | | 11-40 | .275 | 3-27 | .111 | 4-10 | .400 | 17 | 0.7 | | 11 | 5 | 3 | 4 | 29 | 0.7 |

CAREER HIGHS

Points: 7 Longwood, Dec. 10, 2012
Rebounds: 2 four times, last at Seton Hall, Feb. 20, 2014
Assists: 3 vs. Liberty, Nov. 14, 2012
Blocks: 1 twice, last vs. Oregon, Nov. 8, 2013
Steals: 1 four times, last vs. FIU, Dec. 28, 2013

BRENDEN GLAPION

32

Position: Guard
Height: 6-3
Weight: 185
Year: Redshirt Junior
Hometown: San Francisco, Calif.
High School: Washington HS/
Seattle University/Cosumnes River College
Experience: Transfer



Cosumnes River College (2013-14): Played in all 32 games, starting the final 25 contests for Cosumnes River College as a redshirt sophomore ... guided the Hawks to a 23-9 record and an appearance in the Northern California Regional Semifinals ... averaged 9.4 points, 2.6 rebounds and 1.6 assists in 21.3 minutes per game ... ranked fourth on the Hawks roster in scoring ... posted a .324 percentage from

three-point range ... registered a career-best 22 points on 8-of-10 shooting overall and 3-of-5 from three-point range in a win against Feather River ... posted double-digits in the scoring column in 17 games, including five of the final six contests of the season.

Cosumnes River College (2012-13): Transferred to Cosumnes River College in Sacramento, where he appeared in 28 games, starting 17 contests for the Hawks as a redshirt freshman ... team's best defender who saw increased playing time as the season went along ... first start came against Las Positas (12/28) in the Chabot Holiday Classic ... scored season-high 19 points on 5-of-10 shooting, including 3-of-4 from three-point range, and grabbed season-high eight rebounds against Chabot College ... averaged 4.9 points, 1.7 rebounds and just under an assist per game ... reached double-digits scoring three times ... distributed a season-high four assists twice, both times against Santa Rosa ... recipient of the Cosumnes River College Scholar-Athlete award ... finished the season with a 4.0 grade-point average.

Seattle University (2011-12): Attended Seattle University as a true freshman ... redshirted the season.

High School: A 2011 graduate of Washington HS in San Francisco, Calif. ... lettered twice for the Eagles ... named 2011 AAA Player of the Year ... 2011 San Francisco Section MVP ... named 2011 Player of the Year by The San Francisco Chronicle ... appeared in 35 games for the Eagles as a senior ... averaged 23 points, 3.0 rebounds and 2.4 assists per contest during the 2010-11 season ... scored double-digits in all 35 games appeared in ... scored 30-plus points four times ... scored a career high 34 points against Thurgood Marshall on 10-of-20 shooting ... scored 20-plus points in 26 of 35 games played ... led the Eagles to a 25-10 overall record ... participated in the Gragnani City All-Star Game and three-point competition ... named SanFranPreps.com player of the week multiple times ... San Francisco Chronicle All-Metro third-team selection ... two-time All-City selection ... appeared in 29 games for Washington HS as a junior ... averaged 16.9 points, 2.1 rebounds and 2.0 assists per contest during the 2009-10 season ... named San Francisco Chronicle All-Metro honorable mention as a junior ... played AAU for the Silicon Valley Vipers.



COLE WELLE

42

Position: Forward
 Height: 6-7
 Weight: 204
 Year: Freshman
 Hometown: Aptos, Calif.
 High School: Aptos HS
 Experience: High School



High School: Three-year varsity letterwinner at Aptos High School near Santa Cruz, Calif. ... Led Mariners to a 22-6 record and appearance in the semifinals of the CIF Central Coast Section playoffs as a senior in 2014 ... averaged 21.9 ppg. , 12.1 rpg., 2.0 blocks and 2.5 steals his senior year ... averaged 18.0 ppg., 14.5 rpg. 3.2 blocks during his junior season ... four-year varsity letterwinner in volleyball as well, serving as a middle blocker and opposite ... two-time First Team All-Santa Cruz Coast Athletic League selection ... two-year captain in both basketball and volleyball ... salutatorian of class of more than 300 people with 4.4 cumulative grade point average, including a 4.8 GPA as a senior.

Personal: Born Feb. 21, 1996 ... parents are Thomas and Dana Welle ... has a sister (Karsen) and two brothers (Chase and Blake) ... Father was a Division II All-American basketball player at University of Alaska-Fairbanks ... Grandfather, James Black, played for Pete Newell on the 1959 NCAA Championship team at Cal ... has not yet declared a major.



KAMERON ROOKS

44

Position: Center
 Height: 7-0
 Weight: 261
 Year: Sophomore
 Hometown: San Marcos, Calif.
 High School: Mission Hills HS
 Experience: 1 Letter



Freshman (2013-14): Played in 26 of the first 28 games before ending season pre-maturely with a left foot injury ... sustained a tear of the anterior cruciate ligament in his left leg and will miss an indefinite period of time entering the 2014-15 season ... made collegiate debut in season opener against Coppin State ... averaged 7.0 minutes per game ... totaled 20 points, 17 rebounds in 83 minutes over final 11 games

played ... scored career-best eight points (6-of-6 FT) and collected two rebounds in six minutes at home against Washington State ... recorded five points and three rebounds in 12 minutes of action against No. 7 Syracuse in the Maui Invitational ... registered seven points and three rebounds in 13 minutes of play at home against UCLA ... career-high five rebounds against UC Irvine.

High School: A 7-0 center who starred at Mission Hills High School in San Marcos, Calif. ... Mission Hills' first ever California Interscholastic Federation Player of the year ... San Diego Union-Tribune 2013 Player of the Year ... also garnered First Team All-North County Conference and First-Team all-league laurels as a senior ... guided the Grizzlies to their first ever California Interscholastic Federation championship his senior season ... rated the 22nd-best center in the nation by ESPN.com ... averaged 17.9 points, 11 rebounds and 3.9 blocks per game, while shooting 65 percent from the field ... the Grizzlies set a school-record for wins in a season, finishing the 2012-13 campaign with a 29-5 overall record with Rooks leading the way ... selected to play in the San Diego County Basketball Coaches Association All-Star Game, where he scored 13 points for the north squad.

Personal: Born Feb. 22, 1995 ... parents are Sean Rooks and Susanne O'Brien ... has an older sister, Khayla Rooks ... father was a four-year standout at Arizona before being selected with the 30th overall pick of the 1992 NBA Draft ... he played 12 seasons in the NBA where he appeared in 749 games and scored nearly 5,000 points and collected nearly 3,000 rebounds ... has not yet declared a major.



2013-14 GAME-BY-GAME

| Opponent | Min | Fg-a | 3p-a | Ft-a | Reb | Pf | Ast | To | Blk | Stl | Pts |
|------------------|-----|------|------|------|-----|----|-----|----|-----|-----|-----|
| Coppin State | 3 | 1-2 | 0-0 | 0-3 | 2 | 2 | 0 | 1 | 0 | 0 | 2 |
| Denver | 2 | 1-1 | 0-0 | 0-0 | 2 | 0 | 1 | 0 | 0 | 0 | 2 |
| Oakland | 5 | 0-0 | 0-0 | 0-0 | 1 | 0 | 0 | 0 | 0 | 0 | 0 |
| Southern Utah | 11 | 0-2 | 0-0 | 0-0 | 3 | 4 | 0 | 0 | 0 | 1 | 0 |
| Syracuse | 12 | 2-3 | 0-0 | 1-2 | 3 | 2 | 0 | 0 | 0 | 0 | 5 |
| Dayton | 4 | 0-0 | 0-0 | 0-0 | 0 | 1 | 0 | 0 | 0 | 0 | 0 |
| UC Irvine | 7 | 0-1 | 0-0 | 0-1 | 5 | 1 | 0 | 0 | 0 | 0 | 0 |
| UC Santa Barbara | 7 | 0-0 | 0-0 | 0-0 | 2 | 1 | 0 | 0 | 1 | 0 | 0 |
| Nevada | 7 | 1-1 | 0-0 | 0-0 | 1 | 0 | 0 | 0 | 0 | 0 | 2 |
| Fresno State | 4 | 0-0 | 0-0 | 0-0 | 0 | 1 | 0 | 0 | 0 | 0 | 0 |
| Creighton | 10 | 1-1 | 0-0 | 0-0 | 1 | 1 | 0 | 0 | 0 | 0 | 2 |
| Furman | 12 | 0-3 | 0-0 | 0-0 | 2 | 2 | 0 | 0 | 2 | 1 | 0 |
| Stanford | 4 | 0-0 | 0-0 | 0-0 | 0 | 1 | 0 | 1 | 0 | 0 | 0 |
| Oregon State | 6 | 0-0 | 0-0 | 0-0 | 1 | 2 | 0 | 0 | 1 | 0 | 0 |
| Washington | 5 | 0-2 | 0-0 | 0-0 | 1 | 2 | 1 | 0 | 1 | 0 | 0 |
| Washington State | 6 | 1-1 | 0-0 | 6-6 | 2 | 0 | 0 | 0 | 1 | 0 | 8 |
| USC | 7 | 1-1 | 0-0 | 0-0 | 3 | 2 | 0 | 1 | 0 | 1 | 2 |
| UCLA | 2 | 0-1 | 0-0 | 0-0 | 0 | 0 | 0 | 0 | 0 | 0 | 0 |
| Arizona State | 2 | 0-0 | 0-0 | 0-0 | 0 | 0 | 0 | 0 | 0 | 0 | 0 |
| Arizona | 8 | 0-0 | 0-0 | 0-0 | 1 | 3 | 0 | 1 | 1 | 0 | 0 |
| Stanford | 6 | 1-1 | 0-0 | 0-0 | 2 | 1 | 1 | 1 | 2 | 0 | 2 |
| Washington State | 7 | 0-1 | 0-0 | 0-0 | 2 | 2 | 0 | 0 | 0 | 0 | 0 |
| Washington | 8 | 0-0 | 0-0 | 0-0 | 1 | 0 | 0 | 1 | 0 | 0 | 0 |
| UCLA | 13 | 3-3 | 0-0 | 1-3 | 3 | 2 | 0 | 0 | 0 | 0 | 7 |
| USC | 16 | 0-3 | 0-0 | 1-2 | 3 | 1 | 1 | 0 | 1 | 0 | 1 |
| Arizona | 8 | 0-1 | 0-0 | 0-0 | 0 | 0 | 0 | 0 | 0 | 0 | 0 |


CAREER STATISTICS

| Year | G-Gs | Min | Fg-Fga | Pct | 3p-3pa | Pct | Ft-Fta | Pct | Reb | Avg | Pf | Ast | To | Blk | St | Tp | Avg |
|---------------|-------------|------------|--------------|-------------|------------|-------------|-------------|-------------|-----------|------------|-----------|----------|----------|-----------|----------|-----------|------------|
| 2013-14 | 26-0 | 182 | 12-28 | .429 | 0-0 | .000 | 9-17 | .529 | 41 | 1.6 | 31 | 4 | 6 | 10 | 3 | 33 | 1.3 |
| Career | 26-0 | 182 | 12-28 | .429 | 0-0 | .000 | 9-17 | .529 | 41 | 1.6 | 31 | 4 | 6 | 10 | 3 | 33 | 1.3 |


CAREER HIGHS

| | | |
|------------------|---|---|
| Points: | 8 | vs. Washington State, Jan. 18, 20143 |
| Rebounds: | 5 | vs. UC Irvine, Dec. 2, 2013 |
| Assists: | 1 | twice, last vs. Washington, Jan. 15, 2014 |
| Blocks: | 2 | twice, last vs. Stanford, Feb. 5, 2014 |
| Steals: | 1 | vs. Southern Utah, Nov. 18, 2013 |

DAVID KRAVISH

45

Position: Forward
Height: 6-10
Weight: 240
Year: Senior
Hometown: Lee's Summit, Mo.
High School: Lee's Summit North HS
Experience: 3 Letters



Career: Enters senior season in 2014-15 ranked second in school history in career blocks with 177 (30 behind all-time record) ... appeared in 102 career games, including 92 career starts ... has started last 88 games dating back to his freshman season in 2011-12.

Junior (2013-14): Pac-12 All-Defensive Team honorable mention selection ... started all 35 games ... broke his own school single-season record with 73 blocks as a junior ... seven double-doubles on the year, highlighted by career-bests in points (19) and rebounds (15) against Arkansas in the Maui Invitational ... posted double-digit rebounds in 11 games ... scored a career-best 19 points twice against Arkansas and UC Irvine ... ranked third in the Pac-12 in blocks (2.09 bpg.), sixth in field goal percentage (.543), ninth in rebounding (7.7 rpg.) and 28th in the conference in scoring (11.4 ppg.) ... career-best five blocks in a game on four occasions against Dayton, USC, Utah and Utah Valley ... totaled 46 points, 30 rebounds and 10 blocks in three games against Arkansas, Syracuse and Dayton in the Maui Invitational.

Sophomore (2012-13): Honorable mention Pac-12 All-Academic selection ... started all 33 games ... broke school single-season record with 63 blocks and enters junior year fifth on Cal's career block list with 104 in 67 career games over first two seasons ... totaled 27 blocks in the season's last 10 games ... ranked fifth in the Pac-12 with 1.9 blocks per game ... also led team and ranked 11th in the Pac-12 in rebounding with 229 for a 6.9 rpg. average ... collected multiple blocks in 19 games with three or more in 11 contests ... collected seven or more rebounds in 17 games ... posted three double-doubles (11 points, 12 rebounds at Denver; 18 points, 13 rebounds vs. UCLA; 14 points, 11 rebounds vs. Colorado) ... also recorded career-best five blocks against the Buffaloes ... 18 points against the Bruins was a career-high ... seven rebounds, nine points and three blocks at USC ... recorded game-high 13 rebounds vs. No. 13 Creighton.

Freshman (2011-12): Impact freshman who played in all 34 games with 24 starts ... started the final 21 games ... earned a spot on the All-Pac-12 Freshman team ... finished season as Cal's leader with 41 blocks ... also ranked second on the team in rebounding (190 total rebounds and 5.6 rpg.) and fourth on the squad in scoring (234 points and 6.9 ppg.) ... ranked 15th in the Pac-12 in rebounding and second among freshmen in the league ... his 41 blocks was third-most by a freshman in school history and his 190 rebounds ranked ninth among freshman players all-time ... ranked eighth overall and second among freshmen in the conference in blocked shots ... recorded a .594 field-goal percentage (98-of-165), which was the highest on the team among the starters and second-highest field-goal percentage among freshman in school history ... started all 18 conference games, averaging 8.0 points and 5.3 rebounds



per contest ... scored in double figures nine times with a career-high 17 points against Oregon State ... pulled down a career-best 18 rebounds to go along with six points in the win at USC ... also finished with double figure rebounding totals against Weber State (11) and San Jose State (10) ... posted multiple blocks in a game 12 times with a season-high four at Utah.

High School: Averaged 13.0 points and 9.1 rebounds as a senior and led his team to a second-place finish in the league standings ... named to the 2010-11 Missouri All-State team ... received Suburban Big-6 All-League honors as a junior and senior and named to All-District and All-State teams three times (2009-11) ... named Kansas City Star All-Metro team and Eastern Jackson County/Independence Examiner Player of the Year ... finalist for the DiRenna Award (given to the best player in Kansas City)... member of the

Missouri Coaches Academic All-State Team ... led Lee's Summit to a third-place state finish as a senior ... selected to the All-Missouri All-Star Game ... graduated high school with a 4.1 GPA.

Personal: David Jeffrey Kravish... born Sept. 12, 1992, in Joliet, Ill.... parents are Dave and Debra Kravish ... has one brother, Aaron (19) ... played for the Spiece Mo-Kan Elite basketball club ... majoring in Integrative Biology.

2011-12 GAME-BY-GAME

| Opponent | Min | Fg-a | 3p-a | Ft-a | Reb | Pf | Ast | To | Blk | Stl | Pts |
|---------------------|-----|------|------|------|-----|----|-----|----|-----|-----|-----|
| UC Irvine | 15 | 1-3 | 0-0 | 0-0 | 7 | 1 | 1 | 1 | 1 | 0 | 2 |
| George Washington | 24 | 2-4 | 0-0 | 1-2 | 9 | 1 | 0 | 1 | 1 | 0 | 5 |
| Austin Peay | 23 | 6-7 | 0-0 | 0-0 | 3 | 1 | 0 | 1 | 1 | 0 | 12 |
| vs. Georgia | 23 | 3-6 | 0-0 | 0-0 | 8 | 1 | 0 | 1 | 2 | 0 | 6 |
| vs. Missouri | 22 | 3-5 | 0-0 | 0-0 | 5 | 2 | 0 | 0 | 0 | 0 | 6 |
| Denver | 11 | 1-2 | 0-0 | 0-0 | 2 | 0 | 0 | 0 | 2 | 0 | 2 |
| McNeese State | 15 | 0-1 | 0-0 | 0-0 | 2 | 2 | 0 | 1 | 0 | 0 | 0 |
| at San Diego State | 26 | 4-4 | 0-0 | 0-0 | 6 | 5 | 0 | 0 | 2 | 0 | 8 |
| San Jose State | 28 | 4-8 | 0-0 | 1-1 | 10 | 1 | 1 | 2 | 3 | 0 | 9 |
| Jackson State | 19 | 0-3 | 0-0 | 1-2 | 3 | 3 | 0 | 1 | 0 | 0 | 1 |
| Weber State | 24 | 2-3 | 0-0 | 2-2 | 11 | 2 | 0 | 1 | 1 | 1 | 6 |
| UC Santa Barbara | 34 | 3-7 | 0-0 | 1-1 | 9 | 2 | 0 | 0 | 2 | 3 | 7 |
| at UNLV | 23 | 4-7 | 0-0 | 0-1 | 7 | 3 | 0 | 0 | 1 | 1 | 8 |
| USC | 29 | 2-5 | 0-0 | 0-0 | 5 | 4 | 0 | 1 | 1 | 0 | 4 |
| UCLA | 32 | 6-7 | 0-0 | 1-2 | 1 | 2 | 1 | 1 | 1 | 0 | 13 |
| at Oregon State | 33 | 4-6 | 0-0 | 2-2 | 4 | 2 | 3 | 0 | 1 | 2 | 10 |
| at Oregon | 30 | 1-2 | 0-0 | 0-0 | 6 | 3 | 1 | 1 | 2 | 2 | 2 |
| Colorado | 26 | 3-5 | 0-0 | 0-0 | 7 | 2 | 0 | 0 | 3 | 0 | 6 |
| Utah | 18 | 1-3 | 0-0 | 0-0 | 2 | 1 | 0 | 1 | 0 | 1 | 2 |
| at Washington | 20 | 0-1 | 0-0 | 4-4 | 1 | 2 | 1 | 3 | 1 | 0 | 4 |
| at Washington State | 26 | 4-5 | 0-0 | 3-4 | 3 | 1 | 1 | 1 | 1 | 0 | 11 |
| Stanford | 25 | 3-5 | 0-0 | 0-1 | 4 | 4 | 0 | 1 | 0 | 0 | 6 |
| Arizona | 21 | 1-2 | 0-0 | 0-0 | 4 | 3 | 2 | 1 | 2 | 0 | 2 |
| Arizona State | 18 | 2-3 | 0-0 | 2-2 | 1 | 2 | 1 | 0 | 0 | 0 | 6 |
| at USC | 33 | 3-6 | 0-0 | 0-1 | 18 | 3 | 1 | 2 | 0 | 0 | 6 |
| at UCLA | 15 | 3-4 | 9-9 | 3-3 | 6 | 5 | 0 | 0 | 0 | 0 | 9 |
| Oregon | 26 | 5-6 | 0-0 | 3-7 | 8 | 3 | 0 | 2 | 0 | 0 | 13 |
| Oregon State | 39 | 8-12 | 0-0 | 1-3 | 7 | 1 | 1 | 0 | 3 | 0 | 17 |
| at Utah | 31 | 5-10 | 0-0 | 1-2 | 6 | 3 | 0 | 0 | 4 | 0 | 11 |
| at Colorado | 28 | 3-5 | 0-0 | 3-4 | 5 | 4 | 1 | 3 | 1 | 0 | 9 |
| at Stanford | 26 | 5-10 | 0-0 | 3-5 | 8 | 0 | 2 | 1 | 0 | 0 | 13 |
| vs. Stanford | 27 | 3-4 | 0-0 | 4-4 | 5 | 4 | 1 | 1 | 3 | 0 | 10 |
| vs. Colorado | 31 | 2-2 | 0-0 | 2-2 | 5 | 3 | 0 | 1 | 2 | 0 | 6 |
| vs. South Florida | 13 | 1-2 | 0-0 | 0-0 | 2 | 1 | 0 | 0 | 0 | 0 | 2 |

2012-13 GAME-BY-GAME

| Opponent | Min | Fg-a | 3p-a | Ft-a | Reb | Pf | Ast | To | Blk | Stl | Pts |
|------------------|-----|------|------|------|-----|----|-----|----|-----|-----|-----|
| CSU Bakersfield | 27 | 1-2 | 0-0 | 2-2 | 9 | 0 | 1 | 3 | 3 | 0 | 4 |
| Pepperdine | 25 | 0-7 | 0-0 | 0-0 | 7 | 3 | 2 | 0 | 1 | 0 | 0 |
| Denver | 31 | 5-9 | 0-0 | 1-1 | 12 | 4 | 1 | 0 | 0 | 0 | 11 |
| Drake | 38 | 2-8 | 0-0 | 2-4 | 6 | 4 | 0 | 1 | 1 | 1 | 6 |
| Georgia Tech | 28 | 4-6 | 0-0 | 1-2 | 8 | 1 | 1 | 1 | 0 | 0 | 9 |
| Pacific | 33 | 2-5 | 0-0 | 1-1 | 10 | 3 | 3 | 2 | 1 | 2 | 5 |
| Wisconsin | 30 | 3-6 | 0-0 | 0-1 | 4 | 3 | 0 | 1 | 1 | 2 | 6 |
| UNLV | 28 | 4-6 | 0-0 | 1-2 | 7 | 2 | 1 | 0 | 2 | 0 | 9 |
| Creighton | 30 | 3-7 | 0-0 | 1-1 | 13 | 3 | 1 | 1 | 3 | 0 | 7 |
| UC Santa Barbara | 24 | 5-8 | 0-0 | 0-0 | 4 | 0 | 1 | 2 | 0 | 0 | 10 |
| Prairie View A&M | 21 | 2-6 | 0-0 | 1-2 | 4 | 2 | 2 | 0 | 2 | 0 | 5 |
| Harvard | 34 | 6-9 | 0-0 | 0-0 | 6 | 4 | 0 | 1 | 2 | 3 | 12 |
| UCLA | 35 | 4-9 | 0-1 | 1-2 | 12 | 4 | 2 | 1 | 1 | 0 | 9 |
| USC | 35 | 3-6 | 0-0 | 3-4 | 7 | 1 | 0 | 0 | 3 | 0 | 9 |
| Washington | 29 | 7-10 | 0-0 | 0-0 | 5 | 1 | 0 | 1 | 4 | 1 | 14 |
| Washington State | 25 | 2-4 | 0-0 | 2-2 | 5 | 5 | 2 | 5 | 3 | 0 | 6 |
| Stanford | 37 | 6-12 | 0-0 | 2-2 | 9 | 5 | 0 | 0 | 1 | 0 | 14 |
| Utah | 25 | 2-8 | 0-0 | 1-2 | 5 | 4 | 1 | 1 | 1 | 2 | 5 |
| Colorado | 19 | 3-7 | 0-0 | 0-0 | 1 | 3 | 0 | 0 | 0 | 1 | 6 |
| Oregon State | 28 | 6-8 | 0-0 | 0-0 | 5 | 4 | 3 | 3 | 1 | 0 | 12 |
| Oregon | 35 | 4-13 | 0-0 | 0-0 | 8 | 3 | 2 | 1 | 2 | 2 | 8 |
| Arizona State | 35 | 3-5 | 0-0 | 0-0 | 1 | 0 | 0 | 1 | 1 | 2 | 6 |
| Arizona | 33 | 4-7 | 0-0 | 0-0 | 6 | 3 | 1 | 1 | 2 | 0 | 8 |
| UCLA | 35 | 8-11 | 0-0 | 2-4 | 13 | 0 | 1 | 0 | 2 | 1 | 18 |
| USC | 38 | 3-7 | 0-0 | 4-4 | 9 | 2 | 1 | 1 | 3 | 0 | 10 |
| Oregon | 33 | 1-5 | 0-0 | 0-0 | 7 | 3 | 1 | 0 | 2 | 1 | 2 |
| Oregon State | 33 | 3-7 | 0-0 | 0-0 | 4 | 3 | 1 | 0 | 3 | 2 | 6 |
| Utah | 23 | 3-3 | 0-0 | 0-0 | 4 | 1 | 0 | 1 | 4 | 2 | 6 |
| Colorado | 37 | 6-9 | 0-0 | 2-2 | 11 | 1 | 0 | 1 | 5 | 1 | 14 |
| Stanford | 38 | 4-6 | 0-0 | 0-2 | 8 | 1 | 0 | 0 | 2 | 0 | 8 |
| Utah | 32 | 3-6 | 0-0 | 0-0 | 4 | 2 | 0 | 0 | 2 | 0 | 6 |
| UNLV | 35 | 3-8 | 0-0 | 0-0 | 9 | 4 | 2 | 1 | 3 | 2 | 6 |
| Syracuse | 21 | 1-3 | 0-0 | 2-2 | 6 | 3 | 3 | 2 | 1 | 2 | 4 |



2013-14 GAME-BY-GAME

| Opponent | Min | Fg-a | 3p-a | Ft-a | Reb | Pf | Ast | To | Blk | Stl | Pts |
|------------------|-----|------|------|------|-----|----|-----|----|-----|-----|-----|
| Coppin State | 28 | 3-7 | 0-0 | 1-2 | 11 | 0 | 0 | 1 | 4 | 0 | 7 |
| Denver | 32 | 7-12 | 0-0 | 1-1 | 3 | 2 | 0 | 4 | 0 | 0 | 15 |
| Oakland | 26 | 2-5 | 0-0 | 2-2 | 7 | 4 | 0 | 1 | 1 | 1 | 6 |
| Southern Utah | 22 | 3-5 | 0-0 | 3-3 | 8 | 1 | 0 | 1 | 2 | 2 | 9 |
| Arkansas | 35 | 8-12 | 1-1 | 2-2 | 15 | 4 | 1 | 0 | 3 | 1 | 19 |
| Syracuse | 25 | 6-8 | 0-0 | 3-3 | 1 | 5 | 1 | 1 | 2 | 1 | 15 |
| Dayton | 37 | 5-11 | 0-0 | 2-2 | 14 | 4 | 1 | 1 | 5 | 0 | 12 |
| UC Irvine | 29 | 9-15 | 0-0 | 1-3 | 10 | 2 | 2 | 2 | 0 | 0 | 19 |
| UC Santa Barbara | 32 | 5-10 | 0-0 | 2-2 | 7 | 5 | 1 | 0 | 1 | 0 | 12 |
| Opponent | Min | Fg-a | 3p-a | Ft-a | Reb | Pf | Ast | To | Blk | Stl | Pts |
| Nevada | 36 | 8-9 | 0-0 | 0-0 | 8 | 1 | 2 | 1 | 2 | 0 | 16 |
| Fresno State | 35 | 3-8 | 0-0 | 0-0 | 12 | 4 | 0 | 2 | 2 | 1 | 6 |
| Creighton | 27 | 5-9 | 1-2 | 0-0 | 5 | 2 | 0 | 1 | 1 | 1 | 11 |
| Furman | 23 | 4-8 | 0-1 | 0-0 | 5 | 0 | 2 | 0 | 0 | 0 | 8 |
| Stanford | 29 | 4-8 | 0-0 | 0-0 | 3 | 5 | 0 | 0 | 0 | 0 | 8 |
| Oregon | 32 | 5-11 | 0-0 | 2-2 | 8 | 4 | 3 | 2 | 3 | 0 | 12 |
| Oregon State | 36 | 7-12 | 0-0 | 2-2 | 5 | 2 | 0 | 1 | 2 | 1 | 16 |
| Washington | 27 | 4-9 | 0-0 | 3-4 | 11 | 1 | 1 | 1 | 4 | 0 | 11 |
| Washington State | 18 | 4-7 | 0-0 | 0-0 | 0 | 3 | 1 | 2 | 0 | 1 | 8 |
| USC | 37 | 5-10 | 0-0 | 0-0 | 9 | 1 | 1 | 2 | 0 | 1 | 10 |
| UCLA | 34 | 2-6 | 0-0 | 3-4 | 7 | 2 | 3 | 2 | 2 | 0 | 7 |
| Arizona State | 41 | 7-11 | 0-0 | 2-2 | 9 | 4 | 2 | 1 | 1 | 1 | 16 |
| Arizona | 37 | 7-16 | 0-0 | 0-1 | 11 | 2 | 4 | 2 | 4 | 1 | 14 |
| Stanford | 34 | 6-14 | 0-0 | 0-2 | 6 | 4 | 0 | 2 | 1 | 1 | 12 |
| Washington State | 40 | 7-11 | 0-0 | 0-0 | 6 | 1 | 0 | 0 | 1 | 0 | 14 |
| Washington | 34 | 4-9 | 0-0 | 0-2 | 5 | 4 | 0 | 0 | 1 | 0 | 8 |
| UCLA | 26 | 4-5 | 0-0 | 0-0 | 10 | 4 | 0 | 3 | 1 | 1 | 8 |
| USC | 34 | 4-7 | 0-0 | 1-3 | 10 | 2 | 1 | 1 | 5 | 2 | 9 |
| Arizona | 27 | 3-8 | 0-2 | 1-2 | 7 | 3 | 1 | 3 | 4 | 0 | 7 |
| Arizona State | 34 | 5-11 | 0-0 | 2-2 | 8 | 1 | 1 | 0 | 2 | 0 | 12 |
| Utah | 36 | 4-9 | 0-0 | 0-0 | 6 | 3 | 1 | 4 | 5 | 0 | 8 |
| Colorado | 42 | 6-12 | 0-1 | 2-2 | 12 | 2 | 3 | 1 | 1 | 0 | 14 |
| Colorado | 37 | 5-7 | 0-0 | 0-0 | 3 | 2 | 0 | 0 | 4 | 1 | 10 |
| Utah Valley | 29 | 7-9 | 0-0 | 0-0 | 10 | 2 | 0 | 1 | 5 | 0 | 14 |
| Arkansas | 37 | 5-8 | 0-0 | 3-4 | 8 | 4 | 2 | 3 | 3 | 2 | 13 |
| SMU | 38 | 5-9 | 0-0 | 2-2 | 8 | 3 | 4 | 1 | 1 | 2 | 12 |



CAREER STATISTICS

| Year | G-Gs | Min | Fg-Fga | Pct | 3p-3pa | Pct | Ft-Fta | Pct | Reb | Avg | Pf | Ast | To | Blk | St | Tp | Avg |
|---------------|---------------|-------------|----------------|-------------|------------|-------------|----------------|-------------|------------|------------|------------|-----------|------------|------------|-----------|------------|------------|
| 2011-12 | 34-24 | 834 | 98-165 | .594 | 0-0 | .000 | 38-55 | .691 | 190 | 5.6 | 77 | 18 | 29 | 41 | 10 | 234 | 6.9 |
| 2012-13 | 33-33 | 1010 | 116-233 | .498 | 0-1 | .000 | 29-42 | .690 | 229 | 6.9 | 82 | 33 | 32 | 63 | 26 | 261 | 7.9 |
| 13-14 | 35-35 | 1126 | 178-328 | .543 | 2-7 | .286 | 40-54 | .741 | 268 | 7.7 | 93 | 38 | 47 | 73 | 21 | 398 | 11.4 |
| Career | 102-92 | 2970 | 392-726 | .540 | 2-8 | .250 | 107-151 | .709 | 687 | 6.7 | 252 | 89 | 108 | 177 | 57 | 893 | 8.8 |

CAREER HIGHS

| | | |
|-----------|----|--|
| Points: | 19 | twice, last vs. UC Irvine, Dec. 2, 2013 |
| Rebounds: | 18 | at USC, Feb. 9, 2012 |
| Assists: | 4 | twice, last at SMU, March 26, 2014 |
| Blocks: | 5 | four times, last vs. Utah, March 5, 2014 |
| Steals: | 3 | twice, last vs. Harvard, Dec. 29, 2012 |

Cal[®]



CALIFORNIA

2014-15 COACHING STAFF

CUONZO MARTIN

Head Coach

Purdue '00

First Season at California



Bringing a track record of success that includes a conference Coach of the Year honor and postseason berths each of the past five seasons, Cuonzo Martin was introduced as the 16th head men's basketball coach at the University of California, Berkeley on April 15, 2014.

Martin, who guided Tennessee the previous three seasons, including a spot in the Sweet 16 of the 2014 NCAA Tournament, and led the program at Missouri State for three seasons prior to that, was tabbed to lead the Golden Bears following an extensive national search.

Martin owns a career record of 124-82, winning more than 60 percent of his games as a head coach. The mentor has guided his teams to the postseason each of the last five years, averaged more than 20 victories over six seasons, and directed his teams to a greater win total than the previous year at each of his two coaching stops.

"I am pleased to be here and honored to have the opportunity to lead the University of California's men's basketball program," Martin said at his introductory news conference. "The conditions for success at Cal are right and I believe we can compete at the highest level and continue the success here in Berkeley. Cal's reputation nationally is outstanding and having the opportunity to coach here is one that I am very excited about. This is an incredible academic and athletic institution and I am proud to be a part of it as well as the Pac-12 Conference."

The 43-year-old Martin, a native of East St. Louis, Ill., has served the game of basketball for more than two decades, beginning with a standout four-year playing career at Purdue University. He has played and coached alongside some of the most highly-regarded mentors in the game, including Hall of Fame Coach Gene Keady. Martin is a member of a distinguished group of successful college basketball coaches to serve under Keady, along with Matt Painter (Purdue), Bruce Weber (Illinois and Kansas State), Steve Lavin (UCLA and St. John's) and Kevin Stallings (Vanderbilt).

"Identifying the right head coach for our men's basketball team was a high priority for us, and warranted a significant investment of time and effort," stated Chancellor Nicholas Dirks. "We spoke with a large number of highly qualified candidates and carefully evaluated their personal and professional attributes. I am confident that in Cuonzo Martin we have found an exceptional coach and educator, with a proven ability to support the athletic and academic success of his student athletes. I know that he will be a great fit for our program and our campus."

As the head coach at Tennessee for the 2013-14 season, Martin led the Volunteers to the Sweet 16 and a national ranking of 23rd in the final USA Today coaches poll. With a 24-13 final record, Tennessee matched its fourth-best win total in school history and recorded the most victories since the 2009-10 campaign. After earning a berth in the NCAA's First Four, the Martin-led Volunteers captured victories over Iowa, Massachusetts and Mercer to equal the most wins in one NCAA Tournament in program history.

Over his three seasons at Tennessee, Martin posted a 63-41 mark, taking the Vols to the postseason all three years. They finished in the top-five of the powerful SEC in each of Martin's three seasons, including a tie for second in his first campaign after the squad was predicted to place 11th in the conference's preseason poll. UT earned a berth in the National Invitation Tournament his first two years, before garnering an NCAA Tournament selection in 2013-14. Under Martin's tutelage, forward Jarnell Stokes was a two-time first-team All-SEC selection and was one of just three individuals in the six power conferences last season to average a double-double. Stokes led the SEC and ranked seventh nationally in rebounding at 10.6 rpg., while also averaging 15.1 ppg.

Predicated on tenacity and defense, Martin's 2013-14 Tennessee squad limited opponents to just 61.7 ppg., the lowest in the SEC and second-lowest total at UT since 1969. The Vols ranked 18th nationally in total defense this past year.

Prior to taking over at Tennessee, Martin served as head coach at Missouri State for three years where he built a record of 61-41 with win totals of 24 and 26 his final two seasons. He led the Bears to the CollegeInsider.com Tournament title in 2010. In 2010-11, Martin guided

THE CUONZO MARTIN FILE

Hometown East St. Louis, Ill.
 College Purdue '00
 Family wife, Roberta
 Children, Joshua, Chase, and Addison

COACHING HISTORY

PLAYING EXPERIENCE

1992-95 Purdue
 1995-96 Vancouver Grizzlies/Grand Rapids Hoops
 1996-97 Milwaukee Bucks/Grand Rapids Hoops/
 Felize Scandone (Italy)

PLAYING HONORS

Named one of "100 Legends of the IHSA Boys
 Basketball Tournament" in 2007
 1995 First-team All-Big Ten
 1995 Dick Vitale All-Defensive Team
 1995 NBA Draft Pick (57th overall, Atlanta Hawks)

COACHING EXPERIENCE

1999-2000 West Lafayette HS Asst. Coach
 2000-07 Purdue Asst. Coach
 2007-08 Purdue Assoc. Head Coach
 2008-11 Missouri State Head Coach
 2011- Tennessee Head Coach

COACHING HONORS

2010 BCA National Coach of the Week (March 31, 2010)
 2011 Missouri Valley Conference Coach of the Year
 2011 Ben Jobe National Coach of the Year
 2011 Hugh Durham National Coach of the Year finalist
 2012 SEC co-Coach of the Year (Blue Ribbon)
 2013 Ben Jobe National Coach of the Year finalist

POSTSEASON EXPERIENCE

at Purdue (as a player)
 1992 NIT (quarterfinals)
 1993 NCAA Tournament (first round)
 1994 NCAA Tournament (Elite Eight)
 1995 NCAA Tournament (second round)

AT PURDUE

2001 NIT (quarterfinals)
 2003 NCAA Tournament (second round)
 2004 NIT (first round)
 2007 NCAA Tournament (second round)
 2008 NCAA Tournament (second round)

AT MISSOURI STATE

2010 CIT (champions)
 2011 NIT (second round)

AT TENNESSEE

2012 NIT (second round)
 2013 NIT (first round)
 2014 NCAA (Sweet 16)

CHAMPIONSHIPS

at Lincoln High School (as a player)
 1988 IHSA Class AA State Champions
 1989 IHSA Class AA State Champions

AT PURDUE (AS A PLAYER)

1994 Big 10 Regular-Season Champions
 1995 Big 10 Regular-Season Champions

AT MISSOURI STATE

2010 CIT Champions
 2011 MVC Regular-Season Champions

CUONZO MARTIN'S YEAR-BY-YEAR RECORD

| Year | Overall Record | MISSOURI STATE Conference | |
|----------------------|----------------|---------------------------|--|
| | | Record | Postseason |
| 2008-09 | 11-20 | 3-15 (10th) | |
| 2009-10 | 24-12 | 8-10 (7th) | CollegInsider.com Tournament Champion |
| 2010-11 | 26-9 | 15-3 (1st) | NIT (1-1) Second Round |
| TENNESSEE | | | |
| 2011-12 | 19-15 | 10-6 (T-2nd) | NIT (1-1) Second Round |
| 2012-13 | 20-13 | 11-7 (5th) | NIT (0-1) First Round |
| 2013-14 | 24-13 | 11-7 (4th) | NCAA (3-1) Sweet Sixteen |
| Career Totals | 124-82 | 58-48 | Five Postseason Appearances |

Missouri State to its first-ever regular-season Missouri Valley Conference championship and along the way became the program's first-ever MVC Coach of the Year. He was the 2011 recipient of the Ben Jobe National Coach of the Year Award, presented annually to the top minority head coach in Division I men's basketball.

Martin began his coaching career serving as an assist on the staff at West Lafayette High School in Indiana. His first stint as a collegiate coach came at Purdue where he joined the staff for the 2000-01 season under Keady, his college coach. He remained on staff with current Purdue head coach Matt Painter and was elevated to associate head coach for the 2007-08 season before being hired as head coach at Missouri State the next year. During his eight-year tenure at Purdue, Martin mentored several all-conference standouts, including All-American and current Minnesota Timberwolves forward Robbie Hummel.

Martin also has experience as a coach with USA Basketball, serving on the staff for the USA Junior National Team at the 2011 FISU World University Games in Shenzhen, China.

As a player, Martin was a first-team All-Big Ten selection in 1995 at Purdue when he averaged 18.4 ppg and sank 91 three-pointers. He graduated in 1995 as one of the program's all-time leaders in three-pointers (179) and one of the Boilermakers' career scoring leaders (1,666). Playing under Keady and alongside All-American Glenn Robinson, Martin led Purdue to a pair of Big Ten titles and to a 90-37 record over four years. The Boilermakers went to the postseason each season with Martin, reaching the Elite Eight of the NCAA Tournament as a junior in 1994.

Following his stellar collegiate playing career, Martin was selected by the Atlanta Hawks with the 57th overall pick of the 1995 NBA Draft. He played professionally for four years with the Hawks, Milwaukee Bucks and Vancouver Grizzlies. In 1997, Martin was the leading scorer for Felize Scandone in Italy.

Martin returned to his alma mater where he earned his bachelor's degree in restaurant, hotel, institutional and tourism management from Purdue in 2000. He and his wife, Roberta, have two sons, Joshua and Chase, and a daughter, Addison.

TRACY WEBSTER

Associate Head Coach

Wisconsin '95

First Season at California

Boasting more than a decade of Division I coaching experience, Webster was appointed California's associate head coach on April 30, 2014. He has had success throughout his career, with five NCAA Tournament berths and one Final Four appearance as a coach. In 2009, HoopScoopOnline.com ranked Webster as one of the top 50 assistant coaches in the nation.

Following just one season as an assistant coach, Webster was elevated to Tennessee's associate head coach prior to the 2012-13 season. He has helped guide Tennessee to postseason berths each of his three years on the coaching staff in Knoxville, including an appearance in the Sweet 16 last season. Webster played an important role in the development of Tennessee standout shooting guard Jordan McRae, who finished his career among UT's career leaders in scoring (16th, 1,521 points), three-point field goals (T-7th, 179) and blocks (13th, 97). A two-time First Team All-SEC selection, McRae received 2013 SEC Player of the Year laurels by ESPN's Jay Bilas and Jimmy Dykes and CBS Sports' Seth Davis.

Prior to joining Cuonzo Martin at Tennessee, Webster spent the 2010-11 campaign as an assistant at Nebraska and was on the staff at DePaul for the 2009-10 season where he was appointed the program's interim head coach in January of 2010. Prior to that, he served as an assistant coach at Kentucky for two seasons as the Wildcats earned postseason berths in 2008 and 2009. At Kentucky, he played a role in the development of Jodie Meeks, who recently completed his fifth season in the NBA and second with the Los Angeles Lakers.

Webster, who played collegiately at Wisconsin, has also coached at Illinois, Purdue and Ball State at the Division I level. As a member of Bruce Weber's staff at Illinois for three seasons, the Fighting Illini earned an NCAA Tournament berth each year. The 2005 Illinois squad, which featured five eventual NBA players including three-time All-Star Deron Williams, tied the NCAA record for wins in a season with a 37-2 mark and reached the Final Four where the Fighting Illini dropped a 75-70 decision to North Carolina in the national title game.

During his days at Purdue, Webster was an assistant along with Martin under Hall of Fame head coach Gene Keady where the Boilermakers reached the postseason in his one year on the staff in West Lafayette, Ind.

He began his coaching career at Division III Wisconsin-Parkside in 1998 before a three-year stint on the coaching staff at Ball State.

A native of Harvey, Ill., Webster was an All-State point guard at



Thornton High School where he was named the sixth-best point guard in Chicago scholastic history in 1992. He went on to earn three varsity letters at Wisconsin (1992-94), posting 1,264 points and a school-record 501 assists with the Badgers. A three-time All-Big Ten selection, Webster also owns the school career record for three-point percentage (.490) and is one of Wisconsin's all-time leaders in steals with 183 in his career in Madison. His 36 points against Southeast Missouri State in November of 1991 is the 10th-most in a single game in Wisconsin history.

Webster earned his bachelor's degree from Wisconsin in 1995 and is married to the former Shenetta Richardson.

JON HARRIS

Assistant Coach

Marquette '02

First Season at California

Jon Harris, who has served on Cuonzo Martin's coaching staff each of the last six years at both Missouri State and Tennessee, joined the California staff as an assistant coach on April 30, 2014. A native of Edwardsville, Ill., Harris was a standout on the hardwood at Marquette University before entering the coaching ranks.

In three seasons with the Vols, Harris oversaw the development of one of the top front courts in the Southeastern Conference. Under his tutelage, Jarnell Stokes and Jeronne Maymon earned All-SEC honors and left Tennessee among the program's all-time rebounding leaders. Stokes was one of three individuals in the six power conferences to average a double-double (15.1 ppg, 10.6 rpg.) in 2013-14. Stokes finished his three-year Tennessee career ranked fourth in school history in career double-doubles (40) and eighth in career rebounds (836).

During Harris' time in Knoxville, the Vols ranked near the top of the SEC in defensive rebounding and rebounding margin.

Harris joined Martin at Missouri State following a five-year stint on the coaching staff at Wisconsin-Green Bay under head coach Tod Kowalczyk. During Harris' time on the staff at Missouri State, the Bears averaged more than 20 victories and captured the program's first-ever Missouri Valley Conference regular-season championship. MSU improved from 11 wins in the 2008-09 campaign to a 24-12 record and the CollegelInsider.com postseason tournament title in 2009-10.

In Harris' first season as a collegiate coach, he served on the staff at his alma mater, Marquette. The Golden Eagles finished 27-6 and reached the Final Four in his one season on the coaching staff in 2002-03.

Harris was a two-year captain as a student-athlete at Marquette, playing four seasons under head coach Tom Crean from 1998-2002. He completed his collegiate career as one of the top rebounders in the history of Conference USA with 494 career rebounds. As a senior during the 2001-02 season, Harris and teammate Dwyane Wade led the Golden Eagles to a 26-7 overall record, an NCAA Tournament berth, and a No. 9 ranking in the final Associate Press national poll. He received his bachelor's degree in Psychology from



Marquette in 2002.

The 1998 St. Louis Post-Dispatch High School Player of the Year, Harris was also a USA Today honorable mention All-America selection as a senior at Edwardsville High School.

Harris and his wife Heidi, an all-conference player for the Marquette women's basketball team from 1998-2001, have two daughters (Hailey and Leah) and a son (Jaxson).

YANNI HUFNAGEL

Assistant Coach

Cornell '06

First Season at California

Yanni Hufnagel enters his first season as an assistant coach with the Golden Bears in 2014-15.

Hufnagel comes to Cal following a season at Vanderbilt where he served as an assistant coach under Kevin Stallings, landing a nationally-ranked freshman class as the Commodores' recruiting coordinator.

"Yanni's strong passion for the game has correlated to success wherever he has been," Martin said. "We share the same goal in developing champions on the basketball court, in the class room and in the community. I am thrilled for the opportunity to have Yanni join the staff here at Cal."

Prior to his time in Nashville, Hufnagel served four seasons as an assistant coach at Harvard where he helped lead the Crimson to the postseason each year. During his four seasons in Boston, Harvard posted at least 20 wins each season, recorded a 90-30 four-year mark, and captured three-consecutive Ivy League titles. He helped lead Harvard to its first NCAA Tournament appearance since 1946 in 2012. The 2013 Harvard squad advanced to the third round of the NCAA Tournament when the 14th-seeded Crimson upended third-seeded New Mexico for the program's first-ever postseason victory.

In Hufnagel's third season at Harvard, the Crimson posted a school-record 26 victories in 2012, earning the program's first-ever national ranking. The Crimson ascended as high as No. 21 in the ESPN/USA Today Coaches poll and No. 22 in the Associated Press poll.

Hufnagel served as Harvard's recruiting coordinator where he was lauded for bringing in several highly-rated recruiting classes. CBS Sports recognized Hufnagel as "one of the most relentless and energetic recruiters in the game," in their 2012-13 College Basketball Preview, while naming him one of their nine "Dream Team" assistant coaches in college basketball.

He was also noted for the development of the Crimson's guards into All-Ivy League selections. Jeremy Lin, now a member of the Houston Rockets, was a 2010 first-team all-conference pick. Wesley Saunders was an All-Ivy League selection in 2013, later developing into the conference player of the year. Siyani Chambers was named the Ivy League Rookie of the Year in 2013.

Hufnagel was a graduate assistant at Oklahoma for two seasons from 2008-2009, where he helped conduct individual workouts, and assisted the coaching staff during practice. In his two years at Oklahoma, the Sooners won 53 games, and advanced to the Elite Eight of the NCAA Tournament in 2009.



With the Sooners, Hufnagel assisted in the development of Blake Griffin, the first overall selection in the 2009 NBA Draft by the Los Angeles Clippers. Blake was named the 2010-11 NBA Rookie of the Year and appeared in his fourth consecutive All-Star game in 2013-14.

Hufnagel has experience at the NBA level, serving an internship in basketball operations with the New Jersey Nets (now Brooklyn Nets) where he assisted in the front office in preparation for the draft.

Hufnagel earned his Bachelor of Science in Industrial and Labor Relations from Cornell University in 2006 and a Masters of Education with an emphasis in Intercollegiate Athletic Administration at Oklahoma in 2010.

NICODEMUS CHRISTOPHER

Strength & Conditioning Coach
Baylor '07
First Season at California

Nicodemus Christopher begins his first season as the Head Men's Basketball Strength & Conditioning Coach for the Golden Bears in 2014-15.

Christopher, a native of San Diego, Calif., joins the Golden Bears program after serving the same role on Martin's staff each of the past two seasons at Tennessee. He will oversee all strength and conditioning efforts related to the men's basketball program, including individually-designed high performance training, treatment and nutritional needs.

"I am thrilled to welcome Nicodemus to the Cal family," Martin said. "His combination of knowledge, experience, leadership qualities and great relationships with the student-athletes has produced immeasurable results. Nicodemus is a very important piece in the continued development of our players on and off the court."

Prior to his tenure with men's basketball program at Tennessee, Christopher served as a speed and conditioning coordinator for the men's basketball program and oversaw the sports performance program for the softball and track and field programs at Purdue during the 2011-12 academic year.

Christopher has also served as a sports performance coach with the Michael Johnson Performance Center in Dallas, Tex., and Accelerate Performance Enhancement Center in Tyler, Tex. He has coached several professional athletes, including members of both the NHL's Dallas Stars and MLS' FC Dallas franchises.

Christopher also served an internship as a strength and conditioning coach at Stanford in 2010.

Christopher is a USA Weightlifting (USAW) certified sport performance coach.

A 2007 graduate of Baylor University with a Bachelor of Science in health and human performance, Christopher continued his education at the University of Texas at Tyler where he earned a masters degree in 2010 in kinesiology with an emphasis on biomechanics and anatomical kinesiology. During his time as an undergraduate at Baylor, Christopher sat on the executive boards of both the African Student Association and the Association of Black Students.

In July of 2014, Christopher married the former Fallon Smith, Anchor/Reporter for CSN Bay Area.



MARCO HARRIS

**Director of Basketball Operations
Southwestern Oklahoma State '94**

Marco Harris is in his first season as Director of Operations for the California men's basketball program.

Harris oversees the program's day-to-day operations and manages the numerous administrative tasks while working closely with the athletic department's senior staff. He has direct oversight of the program's budget and serves as a liaison for the program in various campus and community initiatives.

"Marco is someone I know very well and trust," Martin said. "His high character and exceptional work ethic will serve well in this role. Marco has established himself as an excellent administrator in his career. He will play an important position in all aspects of our program."

Harris comes to Berkeley after serving the past three seasons on Martin's staff at Tennessee where he was the Volunteers' Director of Operations for the 2013-14 season. Harris spent the first two seasons in Knoxville as Tennessee's student-athlete welfare coordinator. In that role, he was instrumental in providing optimal support to allow the student-athletes the opportunity to flourish on the court, in the class room and as ambassadors in the community.

Under Harris' stewardship as student-athlete welfare coordinator, Tennessee posted a team grade point average of 2.63, the program's highest GPA since it was first recorded in 2003. The Vols were also the recipients of the Tennessee Community Outreach Team of the Year award in 2013.

Harris' relationship with Martin dates back more than three decades to their days growing up together in East St. Louis, Ill.

A mentor and entrepreneur, Harris has enjoyed success as both a coach and private business owner. He has coached at both the high school (Booker T. Washington HS in Tulsa, Okla.) and AAU level. As Booker T. Washington's assistant/interim head varsity coach, Harris guided the Hornets to a state title and a perfect 21-0 record in 2011. Harris has owned and operated several businesses and held several roles as an athletic administrator throughout his professional career.

A standout in baseball at Southern Illinois during the beginning of his college experience, Harris later attended Southwestern Okla-



homa State where he began his basketball career. In two seasons at Southwestern Oklahoma State (1992-94), Harris was a fixture in the backcourt where he was team captain as a senior.

Harris, who received his associate's degree in business management from Southwestern Illinois College in 1992, earned his bachelor's degree in business management at Southwestern Oklahoma State University in 1994.



TARRANCE CRUMP JR.
ASSISTANT DIRECTOR OF OPERATIONS

Tarrance Crump Jr. begins his first season on Cuonzo Martin's staff at California, serving as the Assistant Director of Men's Basketball Operations.

A native of Chicago, Ill., Crump was a member of Martin's staff at Tennessee during the 2013-14 season, where he worked with all aspects of the program. The Volunteers excelled on and off the court in his lone season on the staff, advancing to the NCAA Sweet 16 this past March while recording the highest team grade point average for a semester in school history in the fall of 2013. Working as a liaison with the academic counselor, while also assisting with scouting reports and film editing, Crump played a variety of roles within the program.

Prior to joining the Tennessee staff, Crump enjoyed successful stints as the Head Boy's Basketball Coach at Vine Middle School in Knoxville, Tenn. (2012-13) and as the Head Women's Basketball Coach at North Lawndale College Prep in Chicago, Ill. (2011-12). He also has experience with Exclusive Sports Group based in Indianapolis, Ind., handling the

sales and marketing roles of more than 50 professional athletes.

Crump played his freshman season (2003-04) at Carl Albert State College in Poteau, Okla., and sophomore campaign (2004-05) at Shelton State Community College in Tuscaloosa, Ala., Crump spent his final two collegiate seasons at Purdue University in West Lafayette, Ind.

He played in 67 games with 15 starts in two seasons at Purdue, where he first met Martin, then an assistant coach with the Boilermakers. Crump averaged 5.0 ppg. on a Purdue squad that combined to win 47 games in 2006-07 and 2007-08 and reached the Round of 32 of the NCAA Tournament each year. The guard recorded the game-winning shot for the Boilermakers with 1.8 seconds remaining against No. 25 Virginia during his junior season.

He earned his Bachelor of Science in Organizational Leadership and Supervision degree from Purdue in 2008.

Crump is married to the former Tave' Johnson. The couple lives in Emeryville, Calif.



MITCH ELKINS
VIDEO COORDINATOR

Mitch Elkins is in his third season on the California men's basketball staff and first year as the program's video coordinator.

After serving in an operations role his first two seasons in Berkeley, Elkins was elevated to video coordinator by head coach Cuonzo Martin. He oversees the program's scouting and practice film.

In Elkins' previous role, he worked with the Director of Operations in all aspects of the program, including scheduling, expenses and provide assistance with additional day-to-day responsibilities.

Elkins arrived in Berkeley in 2012 from Illinois, where he completed his undergraduate degree in Sports Management this past August at the University of Illinois at Urbana-Champaign. He graduated with honors and was a member of the Dean's List and three national honor societies.

During his time at Illinois, Elkins served as a manager for the Illini women's basketball program for three seasons and assisted with the football program's recruiting operations. He also has experience in development, working as an ambassador with the I-Fund, the fund-raising arm of Illinois' athletic department.

Elkins originally joined the California athletic department in May of 2012 as a member of the Olympic Sports Operations unit, before moving over to his current role with the men's basketball program.



BARRY PARSONS, MED ATC
ASSOCIATE ATHLETIC TRAINER

Barry Parsons is in his 11th season as an Associate Athletic Trainer overseeing the sports medicine needs of the California men's basketball program.

Parsons, who also works with the nationally-ranked men's rowing program at Cal, came to Berkeley in the fall of 2004 after five years as an assistant athletic trainer at Wofford College in Spartanburg, S.C. At Wofford, he assisted with the Terriers' football and men's basketball programs.

He also has experience working with the National Football League, assisting with the Carolina Panthers during training camp for five seasons.

Parsons was an Academic All-American as a wide receiver at Garden City Community College in Kansas, before he transferred to Kansas State, where he earned his bachelor's degree in kinesiology in 1999. He later earned his master's degree in education from Converse College in South Carolina. During his time at Kansas State, Parsons served as a student athletic trainer for several of the Wildcats' athletic programs.

He resides in San Pablo with his wife Kesava. The couple has a daughter, Leah.



DR. JEFF NELSON, M.D.
ASSOCIATE TEAM PHYSICIAN

Dr. Jeff Nelson, in his 14th year as an associate team physician and staff physician for University Health Services, is the lead team physician for men's basketball. He has been with the Cal Sports Medicine program since January 1998 when he was a sports medicine fellow with the combined UC Davis/UC Berkeley Sports Medicine Fellowship Program.

Nelson, who also serves as lead team physician for men's soccer, is a graduate of Cal ('86) and Dartmouth Medical School ('90). Prior to his residency training in family practice at UC Davis, he served as a flight surgeon for the U.S. Navy.



GORDON BAYNE
ASSISTANT ATHLETIC DIRECTOR,
EVENTS MANAGEMENT



JUSTIN MATHIS
ASSISTANT MANAGER,
EQUIPMENT



AL SIMONI
FACILITIES



JOHN LULUQUISEN
ELECTRICIAN



JENNIFER HUNTER
LEARNING SPECIALIST



KASRA SOTUDEH
DIRECTOR OF ACADEMIC
DEVELOPMENT



BOB JACOBSEN
FACULTY ATHLETICS
REPRESENTATIVE



SUZANNE NELSON, SCD RD
SPORTS NUTRITIONIST




KATIE LEE
ASSOCIATE DIRECTOR,
FAN EXPERIENCE



STEPHANIE TOOVEY
ASSISTANT DIRECTOR OF MEN'S
BASKETBALL OPERATIONS




JOSH RICAFRETE
STUDENT MANAGER



LUCAS CORTEZ
STUDENT MANAGER



ERIC YOON
STUDENT MANAGER



GEORGE ADKINS
STUDENT MANAGER

Cal®



CALIFORNIA
PAC-12 TOURNAMENT

CAL'S PAC-12 TOURNAMENT RECORDS

INDIVIDUAL

Points..... 41, Leon Powe vs. Oregon, 2006
Field Goals 14, Leon Powe vs. Oregon, 2006
FG Attempted 21, Keith Smith, Stanford, 1990
FG Percentage875, Jon Wheeler vs. Oregon State, 1987 (7-8)
 .875, Keith Smith vs. USC, 1988 (7-8)
3-Point Field Goals 6, Ryan Drew vs. USC, 1988
 6, Ryan Forehan-Kelly vs. UCLA, 2002
 6, Ryan Anderson vs. Oregon State, 2007
3-Point FG Attempted..... 10, Ryan Drew vs. USC, 1988
 10, Ryan Anderson vs. Oregon State, 2007
 10, Allen Crabbe vs. Colorado, 2012
3-Point FG Percentage 1.000, Theo Robertson vs. Oregon,
 2006 (3-3)
Free Throws 13, Leon Powe vs. Oregon, 2006
FT Attempted 18, Leon Powe vs. Oregon, 2006
FT Percentage..... 1.000, Jerome Randle vs. UCLA, 2010 (9-9)
Rebounds 20, Leon Powe vs. USC, 2006
Assists..... 8, Kevin Johnson vs. UCLA, 1987
Blocks..... 4, David Kravish vs. Colorado, 2014
Steals..... 5, Jorge Gutierrez vs. Washington, 2010

TEAM


Points..... 91 vs. Oregon, 2006
Field Goals 33 vs. Oregon, 2010
FG Attempted 65 vs. Washington, 2008
 65 vs. USC, 2009
FG Percentage683 vs. USC 1988 (28-41)
3-Point Field Goals 12 vs. Oregon State, 2007
3-Point FG Attempted..... 29 vs. Oregon State, 2007
3-Point FG Percentage750 vs. Oregon State, 1987 (3-4)
Free Throws 33 vs. Oregon, 2006
FT Attempted 43 vs. Oregon, 2006
FT Percentage..... .905 vs. UCLA, 2010 (19-21)
Rebounds 44 vs. Oregon State, 2007
Assists 20 vs. UCLA, 2002
Blocks..... 6 vs. Colorado, 2014
 6 vs. Oregon, 2010
Steals 10 vs. UCLA, 2002



Leon Powe



Kevin Johnson



Keith Smith made 7-of-8 field goal tries vs. USC, leading the Bears to a 75-59 win over in the 1988 Pac-10 Tournament.



Ryan Forehan-Kelly's six three-pointers against UCLA helped Cal to a 67-61 victory over UCLA in the 2002 Pac-10 Tournament.

1987 TOURNAMENT

Pauley Pavilion, Los Angeles, Calif.
Quarterfinals
 California 64, Oregon State 57
Semifinals
 UCLA 75, California 68

1988 TOURNAMENT

McKale Center, Tucson, Ariz.
First Round
 California 75, USC 59
Quarterfinals
 Arizona 88, California 64

1989 TOURNAMENT

Great Western Forum, Los Angeles, Calif.
Quarterfinals
 Oregon State 79, California 66

1990 TOURNAMENT

University Activity Center, Tempe, Ariz.
Quarterfinals
 Stanford 77, California 61

2002 TOURNAMENT

Staples Center, Los Angeles, Calif.
Quarterfinals
 California 67, UCLA 61
Semifinals
 Arizona 90, California 78

2003 TOURNAMENT

Staples Center, Los Angeles, Calif.
Quarterfinals
 California 69, Oregon State 46
Semifinals
 USC 79, California 62

2004 TOURNAMENT

Staples Center, Los Angeles, Calif.
Quarterfinals
 Oregon 87, California 82

2005 TOURNAMENT

Staples Center, Los Angeles, Calif.
Quarterfinals
 Arizona 88, California 63

2006 TOURNAMENT

Staples Center, Los Angeles, Calif.
Quarterfinals
 California 82, USC 67
Semifinals
 California 91, Oregon 87 (2OT)
Championship
 UCLA 71, California 52

2007 TOURNAMENT

Staples Center, Los Angeles, Calif.
First Round
 California 70, Oregon State 51
Quarterfinals
 California 76, UCLA 69 (OT)
Semifinals
 Oregon 81, California 63

2008 TOURNAMENT

Staples Center, Los Angeles, Calif.
First Round
 California 84, Washington 81
Quarterfinals
 UCLA 88, California 66

2009 TOURNAMENT

Staples Center, Los Angeles, Calif.
Quarterfinals
 USC 79, California 75

2010 TOURNAMENT

Staples Center, Los Angeles, Calif.
Quarterfinals
 California 90, Oregon 74
Semifinals
 California 85, UCLA 72
Championship
 Washington 79, California 75

2011 TOURNAMENT

Staples Center, Los Angeles, Calif.
Quarterfinals
 USC 70, California 56

2012 TOURNAMENT

Staples Center, Los Angeles, Calif.
Quarterfinals
 California 77, Stanford 70
Semifinals
 Colorado 70, California 59

2013 TOURNAMENT

MGM Grand Garden Arena, Las Vegas, Nev.
Quarterfinals
 Utah 79, California 69 (OT)

2014 TOURNAMENT

MGM Grand Garden Arena, Las Vegas, Nev.
Quarterfinals
 Colorado 59, California 56

CALIFORNIA ALL-PAC-12 TOURNAMENT PLAYERS

2006: Leon Powe (MVP)
 2006: Ayinde Ubaka

2007: Ryan Anderson
 2010: Jerome Randle

2010: Theo Robertson
 2010: Jamal Boykin



Leon Powe (MVP)



Ryan Anderson



Theo Robertson

TOURNAMENT RESULTS

1993 RESULTS

Tulane 56, Princeton 51
 Cal 80, Maryland-Baltimore County 48
3rd Place: Princeton 67, Maryland-Baltimore County 55
Championship: Cal 83, Tulane 70

1994 RESULTS

Alabama 83, TCU 64
 Cal 79, Columbia 43
3rd Place: TCU 66, Columbia 64
Championship: Alabama 76, Cal 73 OT

1995 RESULTS

Kansas State 76, Loyola (MD) 69
 Cal 75, Holy Cross 64
3rd Place: Loyola (MD) 73, Holy Cross 55
Championship: Kansas State 65, Cal 58

1996 RESULTS

Cal Poly 78, LaSalle 71
 Cal 86, Howard 61
3rd Place: LaSalle 72, Howard 59
Championship: Cal 77, Cal Poly 59

1997 RESULTS

Virginia Commonwealth 57, Cornell 54
 Cal 75, New Hampshire 67
3rd Place: New Hampshire 56, Cornell 51
Championship: Cal 66, Virginia Commonwealth 57

1998 RESULTS

Louisiana-Lafayette 60, Mississippi State 58
 Cal 84, Eastern Kentucky 49
3rd Place: Mississippi State 75, Eastern Kentucky 62
Championship: Cal 94, Louisiana-Lafayette 65

1999 RESULTS

Penn 84, Portland State 74
 Cal 76, Boston University 45
3rd Place: Portland State 62, Boston University 58
Championship: Penn 74, Cal 71

2000 RESULTS

LaSalle 81, Lafayette 78 OT
 Cal 76, Yale 62
3rd Place: Lafayette 85, Yale 77
Championship: Cal 81, LaSalle 59

2001 RESULTS

Penn State 66, Coppin State 49
 Cal 69, Harvard 54
3rd Place: Harvard 55, Coppin State 51 OT
Championship: Cal 76, Penn State 73

2002 RESULTS

Louisiana-Lafayette 68, Detroit 62
 Cal 84, Grambling 65
3rd Place: Detroit 79, Grambling 52
Championship: Cal 77, Louisiana-Lafayette 61

2003 RESULTS

Air Force 59, Prairie View A&M 68
 Cal 85, Columbia 66
3rd Place: Columbia 72, Prairie View A&M 69
Championship: Air Force 49, Cal 44

2004 RESULTS

Pepperdine 91, Arkansas State 82
 Cal 69, Hampton 46
3rd Place: Arkansas State 65, Hampton 57
Championship: Cal 61, Pepperdine 58

2005 RESULTS

Northeastern 102, Cal State Northridge 81
 Cal 83, Northern Colorado 59
3rd Place: Cal State Northridge 82, Northern Colorado 73
Championship: Cal 83, Northeastern 76

2006 RESULTS

San Diego 78, Eastern Michigan 76
 Cal 75, Chicago State 51
3rd Place: Chicago State 72, Eastern Michigan 61
Championship: San Diego 72, Cal 67

2007 RESULTS

North Dakota State 68, Bucknell 60
 Cal 102, Long Beach State 65
3rd Place: Bucknell 61, Long Beach State 57
Championship: Cal 86, North Dakota State 72

2008 RESULTS

Cal 98, Dartmouth 62
 Portland 43, Air Force 42
3rd Place: Air Force 63, Dartmouth 41
Championship: Cal 81, Portland 61

2009 RESULTS

Cal 85, Utah Valley 51
 UC Santa Barbara 72, Furman 60
3rd Place: Furman 77, Utah Valley 69
Championship: Cal 87, UC Santa Barbara 66



A.J. Diggs

TOURNAMENT RECORDS

INDIVIDUAL

Points: 33, Donnie Carr, LaSalle vs. Cal Poly SLO, 12/28/96
Rebounds: 18, Boris Piskun, Columbia vs. TCU, 12/29/94
Assists: 12, David Holston, Chicago State vs. Eastern Michigan, 12/9/06
Blocks: 10, by Shawn James, Northeastern vs. Cal State Northridge, 11/25/05
Steals: 6, A.J. Diggs, Cal vs. Harvard, 12/28/01 & Elliot Hatcher, Kansas State vs. Loyola (MD), 12/28/95

TEAM

Most Points: 102, Northeastern vs. Cal State Northridge (81), 11/25/05; Cal vs. Long Beach State (65), 12/28/07
Fewest Points: 41, Dartmouth vs. Air Force (63), 12/28/08
Largest Margin of Victory: 37, Cal (102) vs. Long Beach State (65), 12/28/07
Smallest Margin of Victory: 1, Portland (43) vs. Air Force (42), 12/27/08
Rebounds: 57, Alabama vs. TCU, 12/28/94
Assists: 30, Cal vs. Long Beach State, 12/28/07
Blocks: 14, Furman, vs. Utah Valley, 12/29/09
Steals: 16, Cal vs. Eastern Kentucky, 12/21/98

Cal[®]



CALIFORNIA

2013-14 SEASON IN REVIEW

California enjoyed its seventh-straight postseason appearance, advancing to the quarterfinals of the NIT and winning 21 games in 2013-14.

Led by First Team All-Pac-12 selection Justin Cobbs, the Bears earned a top-four conference finish for the sixth-straight season, tying for third in the league with a 10-8 record.

Cobbs finished his career second in school history with 531 career assists and completed his three years in Berkeley 11th in career scoring with 1,469 points.

With 130 overall wins in its last six seasons, California has enjoyed its winningest six-year span in school history.

MIKE MONTGOMERY RETIRES AS ONE OF COLLEGE BASKETBALL'S ALL-TIME WINNINGEST COACHES

Mike Montgomery, one of college basketball's all-time winningest coaches, announced his retirement as head men's basketball coach at the University of California following the 2013-14 season. Montgomery, who directed the Golden Bears' program to postseason appearances during each of his six seasons at the school, enjoyed a storied career that spanned more than four decades and also included head coaching stints at rival Stanford, Montana and with the Golden State Warriors.

Under Montgomery's tutelage, the Cal men's basketball program enjoyed its winningest six-year stretch in school history with 130 victories during his tenure as head coach. He completed his career as the school's third-winningest coach with a 130-73 record (.640) and in 2010, guided the Bears to their first conference regular-season championship in 50 years. Since Montgomery was hired, Cal is the only team to finish in the top-four of the conference standings each of the last six seasons and the team's 69 league victories during this stretch make it the third-winningest program in the Pac-12 during this period. In addition, Montgomery led the Golden Bears to four NCAA Tournament berths and a pair of National Invitation Tournament appearances, becoming the only coach in school history to guide Cal to six consecutive postseason berths.

CUONZO MARTIN NAMED 16TH HEAD MEN'S BASKETBALL COACH AT CAL

Bringing a track record of success that includes a conference Coach of the Year honor and postseason berths each of the past five seasons, Cuonzo Martin was introduced as the 16th head men's basketball coach at the University of California in April.

Martin, who guided Tennessee three last three years, including a spot in the Sweet 16 of the NCAA Tournament last season, and previously led the program at Missouri State for three seasons, was tabbed to lead the Golden Bears following an extensive national search.

Martin owns a career record of 124-82, winning more than 60 percent of his games as a head coach. The mentor has guided his teams to the postseason each of the last five years, averaged more than 20 victories over six seasons, and directed his teams to a greater win total than the previous year at each of his previous two coaching stops.



Richard Solomon

COBBS FINALIST FOR BOB COUSY AWARD

Justin Cobbs was selected as a finalist for the 2014 Bob Cousy Collegiate Point Guard of the Year Award, presented by the Naismith Memorial Basketball Hall of Fame. The annual honor, recognizes the top point guard in men's college basketball.

Cobbs was second in the Pac-12 and 24th nationally, averaging 5.8 app.. His 5.2 app. career average ranked third at Cal. The guard recorded 10 20-point games as a senior, including a career-best 31-point performance against Dayton in the Maui Invitational. He posted at least seven assists in a game 16 times as a senior.

SOLOMON ONE OF THREE NATIONALLY TO AVERAGE A DOUBLE-DOUBLE

At 11.0 ppg. and 10.2 rpg., Richard Solomon was one of just three individuals in the nation's power six conferences to average a double-double last season, along with Kentucky's Julius Randle and Tennessee's Jarnell Stokes. Solomon led the Pac-12 all season and ranked 12th nationally in rebounding. The senior forward finished eighth in school history in career rebounds with 759 in 109 games.

After posting four career double-doubles in his first three seasons, Solomon had nine double-doubles in 30 games as a senior. He recorded 307 rebounds in 32 games as a senior. The forward posted a career-best 17 rebounds vs. Oakland on Nov. 15. In his final 31 games, dating back to the 2012-13 season, he recorded 321 rebounds and 323 combined points.

WINNINGEST STRETCH IN SCHOOL HISTORY

With 130 victories, Cal enjoyed its winningest six-year stretch in school history in Mike Montgomery's six years at the helm of the Golden Bears.

GOLDEN BEAR QUARTET EARN PAC-12 HONORS

Four Golden Bears earned All-Pac-12 honors in 2013-14, with senior point guard Justin Cobbs leading the way with a first team selection. Cobbs, who ranked second in the conference in assists and ninth in scoring, was a second-team pick as a junior and honorable mention in 2012.

Senior forward Richard Solomon, the Pac-12's rebounding king and one of only three players in the six power conferences to average a double-double (11.0 ppg and 10.2 rpg), was an honorable mention selection. Junior forward David Kravish garnered Pac-12 All-Defensive Team honorable mention while guard Jordan Mathews was named All-Freshman Team honorable mention.

THIRD EVER VICTORY OVER TOP-RANKED TEAM

The Feb. 1 win over Arizona was Cal's third victory over a top ranked team in the Associated Press national poll in school history. The Bears are 3-24 all-time against No. 1 teams in the AP poll. The win over Arizona was the first ever win over a top-ranked team on campus. The Bears previously defeated UCLA, 85-70, on Jan. 30, 1994 at the Oakland Coliseum and Cincinnati, 77-69, on March 17, 1960 at the Cow Palace in San Francisco in the NCAA Final Four National Semifinal game.

WALLACE A FORCE IN THE BACKCOURT

Sophomore Tyrone Wallace was third on the team in scoring with 11.3 ppg. his sophomore season. He led the Bears with 43 steals on the year, good enough for 11th-best in the Pac-12. He led Cal or tied for the team lead in scoring in seven games last season, posting 20 points or more in five contests.

FRESHMEN PLAYED KEY ROLES

All five freshmen saw action last season. Jordan Mathews, who had a career-best 32 pts. at Oregon, ranked fifth on the roster in scoring with an average of 8.5 ppg. Jabari Bird, who missed four games from Dec. 28 - Jan. 11 with a sprained ankle, was sixth on the team in scoring at 8.3 ppg. Sam Singer played in 32 contests and Roger Moute a Bidias saw action in 15 games.

KRAVISH AND SOLOMON AMONG CAL'S ALL-TIME BLOCK LEADERS

Junior David Kravish has totaled 177 career blocks through 102 games to rank second in school history. In his 109-game career, Richard Solomon posted 119 blocks to rank fifth. Kravish finished with 73 blocks last season, breaking his own single-season record of 63 he set his sophomore season.



David Kravish

2013-14 STARTERS AND KEY RESERVES

| Pos | No | Name | Ht | Wt | Yr | Ppg | Rpg | Notes |
|-----|----|-------------------|------|-----|-------|------|---------|--|
| F | 35 | Richard Solomon | 6-10 | 235 | Sr. | 11.0 | 10.2 | Won Pac-12 rebounding title/ranks 8th all-time at Cal (759) |
| F | 45 | David Kravish | 6-9 | 221 | Jr. | 11.4 | 7.7 | Broke own school single-season blocks record with 73 |
| G | 1 | Justin Cobbs | 6-4 | 190 | R-Sr. | 15.6 | 5.8 (a) | Bob Cousy Award finalist, ranked 23rd nationally in assists (5.8 apg.) |
| G | 3 | Tyrone Wallace | 6-5 | 186 | So. | 11.3 | 4.1 | Led Cal with 44 steals on the year |
| G | 23 | Jabari Bird | 6-6 | 190 | Fr. | 8.3 | 2.0 | Averaged 16.7 ppg. in 28.3 minutes in three NIT games |
| G | 24 | Ricky Kreklow | 6-6 | 210 | R-Jr. | 5.5 | 2.6 | Shot 35.7 from 3-point range/started final 12 games |
| G | 15 | Jordan Mathews | 6-3 | 195 | Fr. | 8.5 | 2.1 | 19 3-pt. FGs in final 12 games/ shot better than 50% on 3's during stretch |
| G | 2 | Sam Singer | 6-4 | 185 | Fr. | 1.4 | 1.3 (a) | Averaged 9.4 minutes per game in 32 contests |
| F | 14 | Christian Behrens | 6-9 | 225 | R-So. | 1.0 | 1.4 | Averaged 6.8 minutes per game over 24 contests |
| G | 21 | Jeff Powers | 6-7 | 223 | R-Sr. | 3.2 | 0.5 | Shot 46.2 percent on three-pointers for the year (18-of-39) |



OVERALL RECORD: 21-14

PAC-12 RECORD: 10-8 (T-3RD)

HOME: 15-4 AWAY: 5-7 NEUTRAL: 1-3

| Player | G-Gs | Min | Avg | Fg-Fga | Pct | 3p-3pa | Pct | Ft-Fta | Pct | OR | DR | Reb | Avg | Pf | Ast | To | Blk | Stl | Pts | Avg |
|-------------------------|------------|-------------|-----------|-----------------|-------------|----------------|-------------|----------------|-------------|------------|------------|-------------|-------------|------------|------------|------------|------------|------------|-------------|-------------|
| Justin Cobbs | 35-35 | 1204 | 34.4 | 185-397 | .466 | 32-96 | .333 | 143-175 | .817 | 17 | 85 | 102 | 2.9 | 64 | 204 | 85 | 3 | 29 | 545 | 15.6 |
| David Kravish | 35-35 | 1126 | 32.2 | 178-328 | .543 | 2-7 | .286 | 40-54 | .741 | 79 | 189 | 268 | 7.7 | 93 | 38 | 47 | 73 | 21 | 398 | 11.4 |
| Tyrone Wallace | 35-34 | 1090 | 31.1 | 141-328 | .430 | 43-134 | .321 | 70-112 | .625 | 35 | 110 | 145 | 4.1 | 95 | 95 | 55 | 16 | 44 | 395 | 11.3 |
| Richard Solomon | 30-30 | 875 | 29.2 | 125-230 | .543 | 0-0 | .000 | 80-151 | .530 | 83 | 224 | 307 | 10.2 | 86 | 39 | 54 | 39 | 33 | 330 | 11.0 |
| Jordan Mathews | 35-12 | 669 | 19.1 | 95-240 | .396 | 42-110 | .382 | 64-84 | .762 | 22 | 52 | 74 | 2.1 | 50 | 25 | 18 | 2 | 12 | 296 | 8.5 |
| Jabari Bird | 31-12 | 619 | 20.0 | 93-219 | .425 | 30-93 | .323 | 41-51 | .804 | 17 | 44 | 61 | 2.0 | 38 | 33 | 32 | 8 | 12 | 257 | 8.3 |
| Ricky Krecklow | 24-17 | 568 | 23.7 | 41-115 | .357 | 27-81 | .333 | 23-32 | .719 | 16 | 46 | 62 | 2.6 | 55 | 43 | 23 | 0 | 17 | 132 | 5.5 |
| Jeff Powers | 22-0 | 169 | 7.7 | 24-58 | .414 | 18-39 | .462 | 5-5 | 1.000 | 1 | 9 | 10 | 0.5 | 12 | 8 | 4 | 0 | 1 | 71 | 3.2 |
| Sam Singer | 32-0 | 300 | 9.4 | 15-41 | .366 | 5-16 | .313 | 9-19 | .474 | 7 | 20 | 27 | 0.8 | 30 | 41 | 16 | 1 | 11 | 44 | 1.4 |
| Kameron Rooks | 26-0 | 182 | 7.0 | 12-28 | .429 | 0-0 | .000 | 9-17 | .529 | 13 | 28 | 41 | 1.6 | 31 | 4 | 6 | 10 | 3 | 33 | 1.3 |
| Christian Behrens | 24-0 | 164 | 6.8 | 10-21 | .476 | 0-0 | .000 | 5-8 | .625 | 7 | 26 | 33 | 1.4 | 30 | 3 | 3 | 3 | 2 | 25 | 1.0 |
| Garrett Galvin | 9-0 | 20 | 2.2 | 2-3 | .667 | 0-0 | .000 | 0-2 | .000 | 0 | 1 | 1 | 0.1 | 1 | 0 | 1 | 0 | 0 | 4 | 0.4 |
| Roger Moute a Bidas | 15-0 | 89 | 5.9 | 0-6 | .000 | 0-0 | .000 | 3-7 | .429 | 5 | 8 | 13 | 0.9 | 7 | 4 | 5 | 4 | 0 | 3 | 0.2 |
| TEAM | | | | | | | | | | 51 | 52 | 103 | 2.9 | 1 | | 7 | | | | |
| Total | 35 | 7075 | | 921-2014 | .457 | 199-576 | .345 | 492-717 | .686 | 353 | 894 | 1247 | 35.6 | 593 | 537 | 356 | 159 | 185 | 2533 | 72.4 |
| Opponents | 35 | 7075 | | 850-2043 | .416 | 216-612 | .353 | 503-688 | .731 | 379 | 840 | 1219 | 34.8 | 624 | 431 | 354 | 115 | 158 | 2419 | 69.1 |
| Score by Periods | 1st | 2nd | OT | Total | | | | | | | | | | | | | | | | |
| California | 1153 | 1356 | 24 | 2533 | | | | | | | | | | | | | | | | |
| Opponents | 1113 | 1276 | 30 | 2419 | | | | | | | | | | | | | | | | |

PACIFIC-12 CONFERENCE GAMES

| Player | G-Gs | Min | Avg | Fg-Fga | Pct | 3p-3pa | Pct | Ft-Fta | Pct | OR | DR | Reb | Avg | Pf | Ast | To | Blk | Stl | Pts | Avg |
|-------------------------|------------|-------------|-----------|-----------------|-------------|----------------|-------------|----------------|-------------|------------|------------|------------|-------------|------------|------------|------------|-----------|-----------|-------------|-------------|
| Justin Cobbs | 18-18 | 642 | 35.7 | 98-212 | .462 | 17-42 | .405 | 87-108 | .806 | 7 | 48 | 55 | 3.1 | 35 | 101 | 48 | 1 | 16 | 300 | 16.7 |
| Tyrone Wallace | 18-18 | 597 | 33.2 | 72-183 | .393 | 26-75 | .347 | 41-63 | .651 | 18 | 62 | 80 | 4.4 | 54 | 42 | 24 | 7 | 27 | 211 | 11.7 |
| Richard Solomon | 18-18 | 538 | 29.9 | 75-139 | .540 | 0-0 | .000 | 52-93 | .559 | 47 | 131 | 178 | 9.9 | 57 | 30 | 32 | 20 | 14 | 202 | 11.2 |
| David Kravish | 18-18 | 598 | 33.2 | 88-176 | .500 | 0-3 | .000 | 18-28 | .643 | 36 | 97 | 133 | 7.4 | 48 | 22 | 27 | 37 | 9 | 194 | 10.8 |
| Jordan Mathews | 18-10 | 374 | 20.8 | 57-134 | .425 | 24-52 | .462 | 32-41 | .780 | 9 | 18 | 27 | 1.5 | 29 | 14 | 9 | 2 | 8 | 170 | 9.4 |
| Ricky Krecklow | 9-8 | 227 | 25.2 | 17-52 | .327 | 10-33 | .303 | 5-8 | .625 | 6 | 18 | 24 | 2.7 | 22 | 17 | 6 | 0 | 6 | 49 | 5.4 |
| Jabari Bird | 15-0 | 232 | 15.5 | 30-83 | .361 | 7-37 | .189 | 4-7 | .571 | 6 | 7 | 13 | 0.9 | 17 | 16 | 12 | 3 | 2 | 71 | 4.7 |
| Jeff Powers | 12-0 | 99 | 8.3 | 12-31 | .387 | 10-19 | .526 | 3-3 | 1.000 | 1 | 4 | 5 | 0.4 | 8 | 3 | 2 | 0 | 1 | 37 | 3.1 |
| Kameron Rooks | 14-0 | 98 | 7.0 | 6-14 | .429 | 0-0 | .000 | 8-11 | .727 | 7 | 12 | 19 | 1.4 | 16 | 3 | 5 | 7 | 1 | 20 | 1.4 |
| Sam Singer | 17-0 | 142 | 8.4 | 7-9 | .778 | 2-3 | .667 | 1-5 | .200 | 2 | 7 | 9 | 0.5 | 20 | 18 | 11 | 0 | 6 | 17 | 1.0 |
| Christian Behrens | 18-0 | 114 | 6.3 | 8-15 | .533 | 0-0 | .000 | 2-4 | .500 | 5 | 18 | 23 | 1.3 | 20 | 3 | 2 | 2 | 2 | 18 | 1.0 |
| Roger Moute a Bidas | 5-0 | 11 | 2.2 | 0-2 | .000 | 0-0 | .000 | 1-3 | .333 | 0 | 2 | 2 | 0.4 | 0 | 0 | 0 | 0 | 0 | 1 | 0.2 |
| Garrett Galvin | 3-0 | 3 | 1.0 | 0-0 | .000 | 0-0 | .000 | 0-0 | .000 | 0 | 0 | 0 | 0.0 | 0 | 0 | 0 | 0 | 0 | 0 | 0.0 |
| TEAM | | | | | | | | | | 28 | 24 | 52 | 2.9 | 1 | | 4 | | | | |
| Total | 18 | 3675 | | 470-1050 | .448 | 96-264 | .364 | 254-374 | .679 | 172 | 448 | 620 | 34.4 | 327 | 269 | 182 | 79 | 92 | 1290 | 71.7 |
| Opponents | 18 | 3675 | | 443-1036 | .428 | 108-293 | .369 | 303-405 | .748 | 189 | 457 | 646 | 35.9 | 326 | 237 | 187 | 64 | 81 | 1297 | 72.1 |
| Score by Periods | 1st | 2nd | OT | Total | | | | | | | | | | | | | | | | |
| California | 576 | 690 | 24 | 1290 | | | | | | | | | | | | | | | | |
| Opponents | 625 | 642 | 30 | 1297 | | | | | | | | | | | | | | | | |



RESULTS

| Date | Opponent | Score | W/L | Rec | Pac-12 | Attend | Cal Hi Scorer | Cal Hi Rebounder | Cal Hi Assists |
|-------|----------------------|-------|-----|-------|--------|--------|-------------------------|----------------------|--------------------------------|
| 11-8 | Coppin State | 83-64 | W | 1-0 | 0-0 | 8249 | Wallace 20 | Kravish 11 | Wallace 7 |
| 11-12 | Denver | 77-50 | W | 2-0 | 0-0 | 4930 | Wallace 16 | Solomon 16 | Cobbs 6 |
| 11-15 | Oakland | 64-60 | W | 3-0 | 0-0 | 4975 | Bird 24 | Solomon 17 | Cobbs 5 |
| 11-18 | Southern Utah | 75-47 | W | 4-0 | 0-0 | 5224 | Wallace 15 | Kravish 8 | Cobbs 8 |
| 11-25 | vs Arkansas** | 85-77 | W | 5-0 | 0-0 | 2400 | Kravish 19 | Kravish, David 15 | Cobbs 7 |
| 11-26 | vs Syracuse** | 81-92 | L | 5-1 | 0-0 | 2400 | Cobbs 18 | Bird 7 | Cobbs 8 |
| 11-27 | vs Dayton** | 64-82 | L | 5-2 | 0-0* | 2400 | Cobbs 31 | Kravish 14 | Bird 2 |
| 12-2 | UC Irvine | 73-56 | W | 5-3 | 0-0 | 7980 | Kravish 19 | Wallace 11 | Cobbs 9 |
| 12-6 | at UC Santa Barbara | 65-72 | L | 5-4 | 0-0 | 4017 | Mathews 22 | Solomon 11 | Cobbs 8 |
| 12-10 | Nevada | 92-84 | W | 6-4 | 0-0 | 8679 | Kravish/Bird 16 | Kravish 8 | Cobbs 8 |
| 12-14 | Fresno State | 67-56 | W | 7-4 | 0-0 | 9342 | Solomon 17 | Solomon 14 | Wallace 5 |
| 12-22 | at Creighton | 54-68 | L | 7-5 | 0-0 | 17533 | Cobbs 13 | Solomon 6 | Wallace/Singer/Cobbs 4 |
| 12-28 | Furman | 90-60 | W | 8-5 | 0-0 | 9143 | Cobbs/Wallace/Powers 18 | Solomon 12 | Mathews/Cobbs 4 |
| 1-2 | at Stanford* | 69-62 | W | 9-5 | 1-0 | 4234 | (20)Wallace, Tyrone | (13)Solomon, Richard | Cobbs 5 |
| 1-9 | at Oregon* | 96-83 | W | 10-5 | 2-0 | 8415 | (32)Mathews, Jordan | (9)Solomon, Richard | Cobbs 11 |
| 1-11 | at Oregon State* | 88-83 | W | 11-5 | 3-0 | 5125 | (20)Cobbs, Justin | (8)Solomon, Richard | Cobbs 9 |
| 1-15 | Washington* | 82-56 | W | 12-5 | 4-0 | 8072 | (14)Wallace, Tyrone | (12)Solomon, Richard | Cobbs 6 |
| 1-18 | Washington State* | 76-55 | W | 13-5 | 5-0 | 9348 | (16)Cobbs, Justin | (9)Solomon, Richard | Cobbs 7 |
| 1-22 | at USC* | 69-77 | L | 13-6 | 5-1 | 3523 | (22)Cobbs, Justin | (13)Solomon, Richard | Cobbs 6 |
| 1-26 | at UCLA* | 64-76 | L | 13-7 | 5-2 | 10344 | (18)Mathews, Jordan | (14)Solomon, Richard | Kravish/Solomon 3 |
| 1-29 | Arizona State* | 78-89 | Lot | 13-8 | 5-3 | 7791 | (21)Cobbs, Justin | (13)Solomon, Richard | Solomon 6 |
| 2-1 | Arizona* | 60-58 | W | 14-8 | 6-3 | 11877 | (19)Cobbs, Justin | (11)Kravish, David | Cobbs 7 |
| 2-5 | Stanford* | 69-80 | L | 14-9 | 6-4 | 9115 | (24)Cobbs, Justin | (9)Solomon, Richard | Cobbs 4 |
| 2-12 | at Washington State* | 80-76 | Wot | 15-9 | 7-4 | 1913 | (22)Cobbs, Justin | (11)Solomon, Richard | Cobbs 7 |
| 2-15 | at Washington* | 72-59 | W | 16-9 | 8-4 | 7124 | (20)Wallace, Tyrone | (8)Wallace, Tyrone | Cobbs 7 |
| 2-19 | UCLA* | 66-86 | L | 16-10 | 8-5 | 10837 | (16)Mathews, Jordan | (10)Kravish, David | Cobbs 7 |
| 2-23 | USC*^ | 77-64 | W | 17-10 | 9-5 | 9687 | (22)Cobbs, Justin | (10)Kravish, David | Cobbs 7 |
| 2-26 | at Arizona* | 59-87 | L | 17-11 | 9-6 | 14545 | (12)Cobbs, Justin | Kravish/Solomon 7 | Singer/Solomon/Kreklow/Cobbs 2 |
| 3-1 | at Arizona State* | 60-78 | L | 17-12 | 9-7 | 8313 | (15)Cobbs, Justin | Kravish/Solomon 8 | Bird/Singer/Solomon 2 |
| 3-5 | Utah* | 59-63 | L | 17-13 | 9-8 | 8267 | (19)Solomon, Richard | (14)Solomon, Richard | Cobbs 7 |
| 3-8 | Colorado* | 66-65 | Wot | 18-13 | 10-8 | 9422 | (21)Cobbs, Justin | Kravish/Solomon 12 | Kreklow 6 |
| 3-13 | vs. Colorado# | 56-59 | L | 18-14 | 10-8 | 12916 | (21)Cobbs, Justin | (16)Solomon, Richard | Cobbs 5 |
| 3-19 | Utah Valley! | 77-64 | W | 19-14 | 10-8 | 1862 | (14)Kravish, David | (10)Kravish, David | Cobbs 7 |
| 3-24 | Arkansas! | 75-64 | W | 20-14 | 10-8 | 2518 | (19)Bird, Jabari | Kravish/Bird 8 | Cobbs 6 |
| 3-26 | at SMU@ | 65-67 | L | 21-14 | 10-8 | 7038 | (20)Bird, Jabari | (8)Kravish, David | Cobbs 7 |

| ATTENDANCE SUMMARY | GAMES | TOTALS | AVG/GAME |
|--------------------|-------|---------|----------|
| HOME | 19 | 147,318 | 7.754 |
| AWAY | 12 | 92,124 | 7.677 |
| NEUTRAL | 4 | 20,116 | 5.029 |
| TOTAL | 35 | 259,558 | 7.416 |

* Pac-12 Conference Game
 ** EA Sports Maui Invitational, Maui, Hawaii
 ^ Pete Newell Classic, Berkeley, Calif.
 # Pac-12 Tournament, Las Vegas, Calif.
 ! National Invitation Tournament in Berkeley, Calif.
 @ National Invitation Tournament in Dallas, Texas



Justin Cobbs



Richard Solomon



Jeff Powers

POINTS-REBOUNDS-ASSISTS

| <i>Opponent</i> | <i>Date</i> | <i>Score</i> | <i>WL</i> | <i>Cobbs</i> | <i>Singer</i> | <i>Wallace</i> | <i>Galvin</i> | <i>Moute</i> | <i>a Bidias</i> | <i>Behrens</i> | <i>Mathews</i> | <i>Powers</i> | <i>Bird</i> |
|---------------------|-------------|--------------|-----------|--------------|---------------|----------------|---------------|--------------|-----------------|----------------|----------------|---------------|-------------|
| COPPIN STATE | 11/8/13 | 83-64 | W | 16-3-6 | 0-0-2 | 20-6-7 | 0-0-0 | 0-0-1 | DNP | 6-4-0 | 0-1-0 | 14-7-5 | |
| DENVER | 11/12/13 | 77-50 | W | 10-4-6 | 8-0-0 | 16-3-1 | 0-0-0 | 0-0-0 | DNP | 6-5-1 | 0-0-0 | 8-3-0 | |
| OAKLAND | 11/15/13 | 64-60 | W | 13-2-5 | 4-0-1 | 0-2-2 | DNP | DNP | DNP | 1-1-0 | DNP | 24-5-0 | |
| SOUTHERN UTAH | 11/18/13 | 75-47 | W | 6-1-8 | 2-4-2 | 15-4-0 | 0-0-0 | 0-1-0 | 1-2-0 | 9-5-0 | 2-0-0 | 8-1-1 | |
| vs Arkansas | 11-25-13 | 85-77 | W | 15-5-7 | 2-0-0 | 6-6-4 | DNP | 0-2-1 | DNP | 0-1-0 | DNP | 15-3-1 | |
| vs SYRACUSE | 11-26-13 | 81-92 | L | 18-5-8 | 0-0-0 | 9-5-4 | DNP | 0-1-0 | DNP | 12-1-2 | DNP | 17-7-2 | |
| vs DAYTON | 11-27-13 | 64-82 | L | 31-2-1 | 0-2-0 | 6-5-0 | 0-1-0 | 0-3-0 | DNP | 8-2-0 | 0-0-0 | 6-1-2 | |
| UC IRVINE | 12/2/13 | 73-56 | W | 3-0-9 | 3-3-0 | 8-11-5 | DNP | 1-1-0 | DNP | 6-3-1 | 0-0-0 | 14-2-0 | |
| at UC Santa Barbara | 12/6/13 | 65-72 | L | 13-3-8 | DNP | 2-1-2 | DNP | DNP | DNP | 22-5-2 | DNP | 4-1-0 | |
| NEVADA | 12/10/13 | 92-84 | W | 15-2-8 | DNP | 14-0-5 | DNP | DNP | DNP | 13-2-1 | DNP | 16-3-2 | |
| FRESNO STATE | 12/14/13 | 67-56 | W | 13-0-4 | 0-2-1 | 12-5-5 | DNP | DNP | DNP | 3-4-0 | DNP | 5-1-0 | |
| at Creighton | 12/22/13 | 54-68 | L | 13-3-4 | 0-2-4 | 12-4-4 | DNP | 0-2-1 | DNP | 5-2-0 | 0-1-0 | 5-4-0 | |
| FURMAN | 12/28/13 | 90-60 | W | 18-1-4 | 3-0-3 | 18-4-2 | 4-0-0 | 1-1-1 | 0-3-0 | 10-3-4 | 18-0-1 | DNP | |
| at Stanford | 1/2/14 | 69-62 | W | 18-3-5 | 2-2-1 | 20-5-1 | DNP | DNP | 0-4-0 | 2-0-0 | 5-4-2 | DNP | |
| at Oregon | 01/09/14 | 96-83 | W | 20-6-11 | 0-0-1 | 14-3-5 | DNP | DNP | 2-3-0 | 32-5-1 | 0-0-0 | DNP | |
| at Oregon State | 1/11/14 | 88-83 | W | 20-5-9 | 0-1-1 | 17-6-6 | DNP | DNP | 4-2-0 | 2-0-1 | 14-0-0 | DNP | |
| WASHINGTON | 1/15/14 | 82-56 | W | 11-1-6 | 7-1-3 | 14-8-2 | 0-0-0 | 1-1-0 | 6-3-1 | 5-1-1 | 12-0-1 | 2-1-5 | |
| WSU | 1/18/14 | 76-55 | W | 16-5-7 | 3-0-1 | 13-3-4 | 0-0-0 | DNP | 2-2-0 | 7-0-3 | 3-0-0 | 4-1-3 | |
| at USC | 01/22/13 | 69-77 | L | 22-3-6 | 0-0-0 | 5-0-4 | DNP | 0-0-0 | 0-0-0 | 18-1-1 | 3-1-0 | 0-0-0 | |
| at UCLA | 01/26/14 | 64-76 | L | 14-1-1 | 0-0-1 | 2-5-1 | DNP | DNP | 2-2-0 | 18-6-1 | 0-0-0 | 12-1-0 | |
| ARIZONA STATE | 1/29/14 | 78-89 | LOT | 21-1-3 | 3-2-3 | 20-6-2 | DNP | 0-0-0 | 0-0-0 | 6-1-1 | 0-0-0 | 4-0-1 | |
| ARIZONA | 2/1/14 | 60-58 | W | 19-2-7 | 0-0-0 | 11-4-2 | DNP | DNP | 0-2-0 | 2-0-0 | DNP | 2-0-1 | |
| STANFORD | 2/5/14 | 69-80 | L | 24-5-4 | 0-0-1 | 21-4-0 | DNP | DNP | 2-0-0 | 2-4-2 | 0-0-0 | 0-2-0 | |
| at WSU | 02/12/14 | 80-76 | WOT | 22-4-7 | 0-2-1 | 7-6-1 | DNP | DNP | 0-0-0 | 12-1-0 | DNP | 2-0-0 | |
| at Washington | 02/15/14 | 72-59 | W | 10-6-7 | 0-0-0 | 20-8-4 | DNP | DNP | 0-0-0 | 9-2-1 | DNP | 4-2-0 | |
| UCLA | 2/19/14 | 66-86 | L | 7-2-7 | 0-0-1 | 5-4-4 | DNP | 0-1-0 | 0-2-0 | 16-1-0 | 0-0-0 | 11-2-1 | |
| USC | 2/23/14 | 77-64 | W | 22-1-7 | 0-0-0 | 10-5-1 | DNP | DNP | 0-0-0 | 8-1-1 | DNP | 10-2-2 | |
| at Arizona | 2/26/14 | 59-87 | L | 12-2-2 | 2-1-2 | 9-2-1 | 0-0-0 | 0-0-0 | 0-1-0 | 7-0-0 | DNP | 7-1-0 | |
| at Arizona State | 3-1-2014 | 60-78 | L | 15-3-1 | 0-0-2 | 8-0-1 | DNP | DNP | 0-1-1 | 14-3-0 | 0-0-0 | 3-1-2 | |
| UTAH | 3/5/14 | 59-63 | L | 6-4-7 | 0-0-0 | 11-6-3 | DNP | DNP | 0-1-1 | 7-0-1 | DNP | 3-0-0 | |
| COLORADO | 3/8/14 | 66-65 | WOT | 21-1-4 | DNP | 4-5-0 | DNP | DNP | 0-0-0 | 3-1-0 | 0-0-0 | 7-0-1 | |
| vs Colorado | 03-13-14 | 56-59 | L | 21-4-5 | 0-1-2 | 13-2-2 | DNP | DNP | 0-0-0 | 2-0-0 | DNP | 0-0-0 | |
| UTAH VALLEY | 3/19/14 | 77-64 | W | 13-3-7 | 3-2-3 | 9-3-3 | 0-0-0 | 0-0-0 | 4-2-0 | 13-7-0 | 10-1-3 | 11-1-3 | |
| ARKANSAS | 03/24/14 | 75-64 | W | 9-5-6 | 2-2-5 | 16-1-3 | DNP | DNP | 0-0-0 | 7-1-0 | 4-2-1 | 19-8-1 | |
| at SMU | 03/26/14 | 65-67 | L | 18-4-7 | 0-0-0 | 8-3-4 | DNP | DNP | 2-3-0 | 3-1-0 | 0-0-0 | 20-1- | |

| <i>Opponent</i> | <i>Date</i> | <i>Score</i> | <i>WL</i> | <i>Kreklow</i> | <i>Solomon</i> | <i>Rooks</i> | <i>Kravish</i> |
|---------------------|-------------|--------------|-----------|----------------|----------------|--------------|----------------|
| COPPIN STATE | 11/8/13 | 83-64 | W | 8-5-2 | 10-10-0 | 2-2-0 | 7-11-0 |
| DENVER | 11/12/13 | 77-50 | W | 3-2-1 | 9-16-1 | 2-2-1 | 15-3-0 |
| OAKLAND | 11/15/13 | 64-60 | W | 5-5-2 | 11-17-1 | 0-1-0 | 6-7-0 |
| SOUTHERN UTAH | 11/18/13 | 75-47 | W | 9-0-2 | 14-7-1 | 0-3-0 | 9-8-0 |
| vs Arkansas | 11-25-13 | 85-77 | W | 17-3-1 | 11-7-0 | DNP | 19-15-1 |
| vs SYRACUSE | 11-26-13 | 81-92 | L | 5-4-3 | DNP | 5-3-0 | 15-1-1 |
| vs DAYTON | 11-27-13 | 64-82 | L | 1-2-1 | DNP | 0-0-0 | 12-14-1 |
| UC IRVINE | 12/2/13 | 73-56 | W | 6-3-2 | 13-8-0 | 0-5-0 | 19-10-2 |
| at UC Santa Barbara | 12/6/13 | 65-72 | L | 3-1-2 | 9-11-1 | 0-2-0 | 12-7-1 |
| NEVADA | 12/10/13 | 92-84 | W | 2-0-1 | 14-5-0 | 2-1-0 | 16-8-2 |
| FRESNO STATE | 12/14/13 | 67-56 | W | 11-4-4 | 17-14-2 | 0-0-0 | 6-12-0 |
| at Creighton | 12/22/13 | 54-68 | L | DNP | 6-6-0 | 2-1-0 | 11-5-0 |
| FURMAN | 12/28/13 | 90-60 | W | DNP | 10-12-2 | 0-2-0 | 8-5-2 |
| at Stanford | 1/2/14 | 69-62 | W | DNP | 14-13-1 | 0-0-0 | 8-3-0 |
| at Oregon | 01/09/14 | 96-83 | W | DNP | 16-9-0 | DNP | 12-8-3 |
| at Oregon State | 1/11/14 | 88-83 | W | DNP | 15-8-1 | 0-1-0 | 16-5-0 |
| WASHINGTON | 1/15/14 | 82-56 | W | DNP | 13-12-1 | 0-1-1 | 11-11-1 |
| WSU | 1/18/14 | 76-55 | W | DNP | 12-9-1 | 8-2-0 | 8-0-1 |
| at USC | 01/22/13 | 69-77 | L | DNP | 9-13-0 | 2-3-0 | 10-9-1 |
| at UCLA | 01/26/14 | 64-76 | L | DNP | 9-14-3 | 0-0-0 | 7-7-3 |
| ARIZONA STATE | 1/29/14 | 78-89 | LOT | DNP | 8-13-6 | 0-0-0 | 16-9-2 |
| ARIZONA | 2/1/14 | 60-58 | W | DNP | 12-7-2 | 0-1-0 | 14-11-4 |
| STANFORD | 2/5/14 | 69-80 | L | 0-3-2 | 6-9-3 | 2-2-1 | 12-6-0 |
| at WSU | 02/12/14 | 80-76 | WOT | 8-3-1 | 15-11-0 | 0-2-0 | 14-6-0 |
| at Washington | 02/15/14 | 72-59 | W | 3-5-1 | 18-7-2 | 0-1-0 | 8-5-0 |
| UCLA | 2/19/14 | 66-86 | L | 6-1-3 | 6-6-1 | 7-3-0 | 8-10-0 |
| USC | 2/23/14 | 77-64 | W | 12-4-1 | 5-6-3 | 1-3-1 | 9-10-1 |
| at Arizona | 2/26/14 | 59-87 | L | 6-1-2 | 9-7-2 | 0-0-0 | 7-7-1 |
| at Arizona State | 3-1-2014 | 60-78 | L | 6-3-1 | 2-8-2 | DNP | 12-8-1 |

CALIFORNIA HIGH/LOW ANALYSIS

| | | | | |
|-----------------------|----------------|-------------------------------|-------------|------------------------------------|
| | | California Highs | | Opponent Highs |
| Points | 96 | at Oregon, 1/9/14 | 92 | vs Syracuse, 11/26/13 |
| Field Goals Made | 37 | vs. Furman, 12/28/13 | 33 | at UCLA, 2/19/14 |
| Field Goal Attempts | 67 | vs. Coppin State, 11/8/13 | 78 | vs. Arkansas, 3/24/14 |
| Field Goal Percentage | .607 | vs. Furman, 12/28/13 | .569 | at UCLA, 2/19/14 |
| 3-point FG Made | 10 | vs. Furman, 12/28/13 | 13 | at Washington State, 2/12/14 |
| 3-point FG Attempts | 26 | vs. Coppin State, 11/8/13 | 30 | vs. Coppin State, 11/8/13 |
| 3-point FG Percentage | .538 | vs. Washington, 1/15/14 | .556 | at UCLA, 1/26/14 |
| Free Throws Made | 26 | at Oregon, 1/9/14 | 28 | vs. Stanford, 2/5/14 |
| FT Attempts | 33 | vs. Arkansas, 11/25/13 | 35 | vs. Stanford, 2/5/14 |
| FT Percentage | 1.000 | at SMU, 3/26/14 | 1.000 | vs. Arizona, 2/1/14 |
| Rebounds | 51 | vs. Coppin State, 11/8/13 | 45 | vs. Colorado, 3/8/14 |
| Assists | 23 | vs. Coppin State, 11/8/13 | 21 | at UCLA, 2/19/14 |
| Steals | 10 | vs. USC, 2/23/14 | 10 | vs. Fresno State, 12/14/13 |
| Blocked Shots | 9, twice | last vs. USC, 2/23/14 | 7, twice | last at UC Santa Barbara 12/6/13 |
| Turnovers | 18 | vs. Arkansas, 11/25/13 | 15 | vs. Southern Utah, 11/18/13 |
| Fouls | 24, twice | last vs. Stanford, 2/5/14 | 29 | at Oregon State, 1/11/14 |
| | | California Lows | | Opponent Lows |
| Points | 54 | at Creighton, 12/22/13 | 47 | vs. Southern Utah, 11/18/13 |
| Field Goals Made | 18 | vs. Utah, 3/5/14 | 16, twice | last vs. Washington State, 1/18/14 |
| Field Goal Attempts | 46 | vs. Utah, 3/5/14 | 46 | vs. Denver, 11/12/13 |
| Field Goal Percentage | .345 | at UCLA, 1/26/14 | .293 | vs. Southern Utah, 11/18/13 |
| 3-point FG Made | 1 | vs. Dayton, 11/27/13 | 2, twice | last vs. Arizona, 2/1/14 |
| 3-point FG Attempts | 7, twice | last vs. Dayton, 11/27/13 | 9 | at UCLA, 1/26/14 |
| 3-point FG Percentage | .143 | vs. Dayton, 11/27/13 | .143 | at Washington, 2/15/14 |
| Free Throws Made | 6, three times | last vs. Utah Valley, 3/19/14 | 6 | vs. Southern Utah, 11/18/13 |
| Free Throw Attempts | 7 | at SMU, 3/26/14 | 11 | at Washington, 2/15/14 |
| Free Throw Percentage | .400 | vs. Furman, 12/28/13 | .500, twice | at Stanford, 1/2/14 |
| Rebounds | 22 | at SMU, 3/26/14 | 20 | vs. Denver, 11/12/13 |
| Assists | 5 | vs. Dayton, 11/27/13 | 2 | vs. Fresno State, 12/14/13 |
| Steals | 0 | vs. Utah, 3/5/14 | 2, twice | last vs. Furman, 12/28/13 |
| Blocked Shots | 1, three times | last at SMU, 3/26/14 | 0, twice | last vs. Furman, 12/28/13 |
| Turnovers | 5, three times | last vs. Colorado, 3/8/14 | 4 | last vs. Dayton, 11/27/13 |
| Fouls | 9 | vs. Furman, 12/28/13 | 8 | vs. Utah Valley, 3/19/14 |



INDIVIDUAL SEASON HIGHS

| | <i>California</i> | <i>Opponent</i> |
|---------------------------|---|--|
| Points | 32..... Jordan Mathews at Oregon, 1/9/14 | 39..... DaVonte Lacy, Washington State, 2/12/14 |
| FG Made | 12..... Justin Cobbs vs. Dayton, 11/27/13 | 12..... Jordan Adams, UCLA, 2/19/14 |
| FG Attempted | 20..... Justin Cobbs vs. Dayton, 11/27/13 | 21..... Doug McDermott, Creighton, 12/22/13 |
| Pct. | .889 (8-9)..... David Kravish vs. Nevada, 12/10/13 | 0.833(5-6)..... Julian Jacobs, USC, 1/22/14 |
| 3FG Made | 6..... Jeff Powers vs. Furman, 12/28/13 | 8..... DaVonte Lacy, Washington State, 2/12/14 |
| 3FG Attempted | 9..... Jordan Mathews at UC Santa Barbara, 12/6/13 | 15..... DaVonte Lacy, Washington State, 2/12/14 |
| 3FG Pct. | 1.000 (2-2)..... Sam Singer vs. Denver, 11/12/13 | 1.000 (2-2)..... Keith Frazier, SMU, 3/26/14 |
| | | 1.000 (2-2)..... Kenneth Ogbe, Utah, 3/5/14 |
| | | 1.000 (2-2)..... Pe'Shon Howard, USC, 2/23/14 |
| | | 1.000 (2-2)..... David Wear, UCLA, 1/26/14 |
| | | 1.000 (2-2)..... Julian Jacobs, USC, 1/22/14 |
| FT Made | 9..... Justin Cobbs vs. Oakland, 11/15/13 | 16..... Joseph Young, Oregon, 1/9/14 |
| | 9..... Justin Cobbs vs. Washington State, 2/12/14 | |
| | 9..... Jordan Mathews at Oregon, 1/9/14 | |
| FT Attempted | 11..... Justin Cobbs vs. Washington State, 2/12/14 | 17..... Joseph Young, Oregon, 1/9/14 |
| | 13..... Justin Cobbs vs. Drake, 11/22/12 | |
| FT Pct. (min. 8-8) | 1.000 (9-9)..... Jordan Mathews at Oregon, 1/9/14 | 1.000 (12-12)..... Kaleb Tarczewski, Arizona, 2/1/14 |
| | 1.000 (8-8)..... Justin Cobbs vs. Colorado, 3/8/14 | 1.000 (11-11)..... DaVonte Lacy, Washington State, 2/12/14 |
| | | 1.000 (8-8)..... Roberton Nelson, Oregon State, 1/11/14 |
| | | 1.000 (8-8)..... Tyler Ennis, Syracuse, 11/26/13 |
| Rebounds | 17..... Richard Solomon vs. Oakland, 11/15/13 | 19..... D.J. Shelton, Washington State, 2/12/14 |
| Assists | 11..... Justin Cobbs at Oregon, 1/9/14 | 10..... Pe'Shon Howard, USC, 1/22/14 |
| | | 10..... Zalmico Harmon, UC Santa Barbara, 12/6/13 |
| Steals | 4..... Tyrone Wallace vs. Washington State, 1/18/14 | 5..... Jordan Adams, UCLA, 2/19/14 |
| | 4..... Tyrone Wallace at Oregon, 1/9/14 | |
| | 4..... Tyrone Wallace at Stanford, 1/2/14 | |
| | 4..... Justin Cobbs vs. Syracuse, 11/26/13 | |
| Blocked Shots | 5..... David Kravish vs. Utah Valley, 3/19/14 | 5..... Chris Udofia, Denver, 11/12/13 |
| | 5..... David Kravish vs. Utah, 3/5/14 | |
| | 5..... David Kravish vs. USC, 2/23/14 | |
| | 5..... David Kravish vs. Dayton, 11/27/13 | |
| Turnovers | 6..... Tyrone Wallace vs. Syracuse, 11/26/13 | 6..... Nigel Williams-Goss, Washington, 2/15/14 |
| | | 6..... Jahii Carson, Arizona State, 1/2/9/14 |
| | | 6..... Roberto Nelson, Oregon State, 1/11/14 |

MISCELLANEOUS STATISTICS

| | <i>California</i> | <i>Opponent</i> |
|--|--------------------------|-----------------|
| Field Goal Percentage – Home | 47.4 (520-1096) | 38.4 (430-1121) |
| Field Goal Percentage – Away | 43.2 (300-695) | 45.5 (312-686) |
| Field Goal Percentage – Neutral | 45.3 (101-223) | 45.8 (108-236) |
| Most Points – Half | 53 at Oregon State (2nd) | |
| Fewest Points – Half | 19 at Creighton (1st) | |
| Record When Cal Shoots 50% or Better | 9-2 | |
| Record When Opponent Shoots 50% or Better | 6-2 | |
| Record When Opponent Shoots 40% or Less | 11-1 | |
| Record When Cal Outrebounds Opponent | 15-3 | |
| Record When Opponent Outrebounds Cal | 6-10 | |
| Record When Cal Has Same Rebounds as Opponent | 0-0 | |
| Record When Cal Has Fewer Turnovers Than Opponent | 9-3 | |
| Record When Opponent Has Fewer Turnovers Than Cal | 10-9 | |
| Record When Cal Has Same Turnovers as Opponent | 2-2 | |
| Record When Cal Has More Assists Than Opponent | 19-5 | |
| Record When Opponent Has More Assists Than Cal | 2-7 | |
| Record When Cal Has Same Assists as Opponent | 0-2 | |
| Record When Cal Leads at the Half | 17-1 | |
| Record When Opponent Leads at the Half | 4-12 | |
| Record When Tied at the Half | 0-1 | |
| Record When Scoring 70 or More Points | 16-2 | |
| Record When Scoring 80 or More Points | 7-1 | |
| Record When Allowing Less Than 70 Points | 14-3 | |
| Record When Allowing Less Than 60 Points | 7-1 | |

FINAL STANDINGS

| | CONFERENCE | | | | | OVERALL | | | | |
|-------------------|------------|----------|-------------|-------------|-------------|-----------|-----------|-------------|-------------|-------------|
| | W | L | PCT | PF | PA | W | L | PCT | PF | PA |
| Arizona | 15 | 3 | .833 | 71.5 | 60.2 | 33 | 5 | .868 | 72.9 | 58.6 |
| UCLA# | 12 | 6 | .667 | 79.4 | 72.4 | 28 | 9 | .757 | 81.2 | 70.4 |
| California | 10 | 8 | .556 | 71.7 | 72.1 | 21 | 14 | .600 | 72.4 | 69.1 |
| Oregon | 10 | 8 | .556 | 76.6 | 73.1 | 24 | 10 | .706 | 81.9 | 74.1 |
| Colorado | 10 | 8 | .556 | 68.9 | 70.4 | 23 | 12 | .657 | 70.2 | 68.2 |
| Stanford | 10 | 8 | .556 | 71.1 | 68.5 | 23 | 13 | .639 | 72.7 | 68.2 |
| Arizona State | 10 | 8 | .556 | 72.9 | 71.9 | 21 | 12 | .636 | 75.3 | 69.4 |
| Utah | 9 | 9 | .500 | 70.3 | 66.8 | 21 | 12 | .636 | 75.1 | 64.3 |
| Washington | 9 | 9 | .500 | 70.8 | 71.8 | 17 | 15 | .531 | 74.5 | 74.7 |
| Oregon State | 8 | 10 | .444 | 72.6 | 74.9 | 16 | 16 | .500 | 75.8 | 75.6 |
| Washington State | 3 | 15 | .167 | 56.8 | 69.0 | 10 | 21 | .323 | 62.4 | 67.1 |
| USC | 2 | 16 | .111 | 68.2 | 79.7 | 11 | 21 | .344 | 70.6 | 75.3 |

- Pac-12 Tournament Champion

PAC-12 POSTSEASON HONORS

ALL-PAC-12

First Team

| Name | School | Pos | Yr | Hometown |
|---------------------|------------|----------|------------|----------------------------|
| Jordan Adams | UCLA | G | So. | Atlanta, Ga. |
| Kyle Anderson | UCLA | G | So. | Fairview, N.J. |
| Jahii Carson | ASU | G | So. | Mesa, Ariz. |
| Justin Cobbs | CAL | G | Sr. | Los Angeles, Calif. |
| Aaron Gordon | ARIZ | F | Fr. | San Jose, Calif. |
| Nick Johnson | ARIZ | G | Jr. | Gilbert, Ariz. |
| Dwight Powell | STAN | F | Sr. | Toronto, Ontario, Canada |
| Chasson Randle | STAN | G | Jr. | Rock Island, Ill. |
| Josh Scott | COLO | F | So. | Monument, Colo. |
| Delon Wright | UTAH | G | Jr. | Lawndale, Calif. |

Second Team

| Name | School | Pos | Yr | Hometown |
|------------------|--------|-----|-----|-------------------------|
| Jordan Bachynski | ASU | C | Sr. | Calgary, Albert, Canada |
| T.J. McConnell | ARIZ | G | Sr. | Pittsburgh, Pa. |
| Roberto Nelson | OSU | G | Sr. | Santa Barbara, Calif. |
| C.J. Wilcox | WASH | G | Sr. | Pleasant Grove, Utah |
| Joe Young | ORE | G | Jr. | Houston, Texas |

PAC-12 ALL-FRESHMAN

| Name | School | Pos | Ht | Hometown |
|-------------------------|--------|-----|-----|--------------------|
| Bryce Alford | UCLA | G | 6-3 | Albuquerque, N.M. |
| Aaron Gordon | ARIZ | F | 6-8 | San Jose, Calif. |
| Rondae Hollis-Jefferson | ARIZ | F | 6-7 | Chester, Pa. |
| Zach LaVine | UCLA | G | 6-5 | Seattle, Wash. |
| Nigel Williams-Goss | WASH | G | 6-3 | Happy Valley, Ore. |

PAC-12 ALL-DEFENSIVE

| Name | School | Pos | Yr | Hometown |
|------------------|--------|-----|-----|--------------------------|
| Jordan Bachynski | ASU | C | Sr. | Calgary, Alberta, Canada |
| Josh Huestis | STAN | F | Sr. | Great Falls, Mont. |
| Nick Johnson | ARIZ | G | Jr. | Gilbert, Ariz. |
| T.J. McConnell | ARIZ | G | Sr. | Pittsburgh, Pa. |
| Delon Wright | UTAH | G | Jr. | Lawndale, Calif. |

PAC-12 ALL-ACADEMIC

First Team

| Name | School | Year | GPA | Major |
|----------------|----------|-------|------|---------------|
| Anthony Brown | Stanford | R-Jr. | 3.26 | Communication |
| John Gage | Stanford | Sr. | 3.65 | Economics |
| Robbie Lemons | Stanford | Sr. | 3.65 | Economics |
| Jeremy Olsen | Utah | R-Sr. | 3.77 | Accounting |
| Brandon Taylor | Utah | So. | 3.71 | Psychology |

Second Team

| Name | School | Year | GPA | Major |
|----------------|----------|-------|------|------------------------------------|
| Angus Brandt | OSU | Sr. | 3.19 | Exercise and Sport Science |
| Chass Bryan | USC | So. | 3.33 | Business Mgmt., Marketing |
| Junior Longrus | WSU | So. | 3.22 | Undeclared |
| Stefan Nastic | Stanford | R-Jr. | 3.17 | Psychology |
| Chasson Randle | Stanford | Jr. | 3.24 | African & African-American Studies |

PLAYER OF THE YEAR

Nick Johnson, Arizona

FRESHMAN OF THE YEAR

Aaron Gordon, Arizona

DEFENSIVE PLAYER OF THE YEAR

Jordan Bachynski, Arizona State

MOST IMPROVED PLAYER OF THE YEAR

Anthony Brown, Stanford

COACH OF THE YEAR

Sean Miller, Arizona



First Team All-Pac-12 Selection Justin Cobbs

TEAM STATISTICS
SCORING OFFENSE

| | G | W-L | Pts | Avg |
|----------------------|----------|------------|------------|------------|
| 1. UCLA | 35 | 25-10 | 2604 | 74.4 |
| 1. Oregon | 34 | 24-10 | 2783 | 81.9 |
| 2. UCLA | 37 | 28-9 | 3003 | 81.2 |
| 3. Oregon State | 32 | 16-16 | 2425 | 75.8 |
| 4. Arizona State | 33 | 21-12 | 2486 | 75.3 |
| 5. Utah | 33 | 21-12 | 2479 | 75.1 |
| 6. Washington | 32 | 17-15 | 2384 | 74.5 |
| 7. Arizona | 38 | 33-5 | 2769 | 72.9 |
| 8. Stanford | 36 | 23-13 | 2616 | 72.7 |
| 9. California | 35 | 21-14 | 2533 | 72.4 |
| 10. USC | 32 | 11-21 | 2258 | 70.6 |
| 11. Colorado | 35 | 23-12 | 2457 | 70.2 |
| 12. Washington State | 31 | 10-21 | 1934 | 62.4 |

SCORING DEFENSE

| | G | Pts | Avg |
|---------------------|----------|------------|------------|
| 1. Arizona | 38 | 2225 | 58.6 |
| 2. Utah | 33 | 2122 | 64.3 |
| 3. Washington State | 31 | 2081 | 67.1 |
| 4. Colorado | 35 | 2387 | 68.2 |
| 5. Stanford | 36 | 2457 | 68.2 |
| 6. California | 35 | 2419 | 69.1 |
| 7. Arizona State | 33 | 2291 | 69.4 |
| 8. UCLA | 37 | 2604 | 70.4 |
| 9. Oregon | 34 | 2521 | 74.1 |
| 10. Washington | 32 | 2390 | 74.7 |
| 11. USC | 32 | 2410 | 75.3 |
| 12. Oregon State | 32 | 2420 | 75.6 |

SCORING MARGIN

| | G | Off | Def | Mar |
|----------------------|----------|------------|------------|------------|
| 1. Arizona | 38 | 72.9 | 58.6 | +14.3 |
| 2. Utah | 33 | 75.1 | 64.3 | +10.8 |
| 3. UCLA | 37 | 81.2 | 70.4 | +10.8 |
| 4. Oregon | 34 | 81.9 | 74.1 | +7.7 |
| 5. Arizona State | 33 | 75.3 | 69.4 | +5.9 |
| 6. Stanford | 36 | 72.7 | 68.2 | +4.4 |
| 7. California | 35 | 72.4 | 69.1 | +3.3 |
| 8. Colorado | 35 | 70.2 | 68.2 | +2.0 |
| 9. Oregon State | 32 | 75.8 | 75.6 | +0.2 |
| 10. Washington | 32 | 74.5 | 74.7 | -0.2 |
| 11. Washington State | 31 | 62.4 | 67.1 | -4.7 |
| 12. USC | 32 | 70.6 | 75.3 | -4.8 |

FIELD GOAL PERCENTAGE

| | G | FG | FGA | Pct |
|----------------------|----------|-----------|------------|------------|
| 1. UCLA | 37 | 1073 | 2196 | .489 |
| 2. Oregon State | 32 | 825 | 1689 | .488 |
| 3. Utah | 33 | 869 | 1781 | .488 |
| 4. Oregon | 34 | 928 | 1977 | .469 |
| 5. Arizona | 38 | 996 | 2123 | .469 |
| 6. Stanford | 36 | 896 | 1950 | .459 |
| 7. California | 35 | 921 | 2014 | .457 |
| 8. Arizona State | 33 | 836 | 1852 | .451 |
| 9. Washington | 32 | 835 | 1871 | .446 |
| 10. USC | 32 | 801 | 1824 | .439 |
| 11. Colorado | 35 | 814 | 1871 | .435 |
| 12. Washington State | 31 | 654 | 1633 | .400 |

3-POINT FIELD GOAL PERCENTAGE

| | G | 3P | 3PA | Pct |
|----------------------|----------|-----------|------------|------------|
| 1. Oregon State | 32 | 177 | 451 | .392 |
| 2. Arizona State | 33 | 268 | 688 | .390 |
| 3. Oregon | 34 | 259 | 666 | .389 |
| 4. UCLA | 37 | 229 | 603 | .380 |
| 5. Stanford | 36 | 208 | 571 | .364 |
| 6. Arizona | 38 | 204 | 561 | .364 |
| 7. Utah | 33 | 204 | 581 | .351 |
| 8. California | 35 | 199 | 576 | .345 |
| 9. Washington | 32 | 187 | 552 | .339 |
| 10. Washington State | 31 | 234 | 713 | .328 |
| 11. Colorado | 35 | 181 | 569 | .318 |
| 12. USC | 32 | 146 | 501 | .291 |

FREE THROW PERCENTAGE

| | G | FT | FTA | Pct |
|----------------------|----------|-----------|------------|------------|
| 1. Oregon | 34 | 668 | 865 | .772 |
| 2. Washington | 32 | 527 | 695 | .758 |
| 3. UCLA | 37 | 628 | 839 | .749 |
| 4. Utah | 33 | 537 | 723 | .743 |
| 5. Colorado | 35 | 648 | 903 | .718 |
| 6. Stanford | 36 | 616 | 877 | .702 |
| 7. Oregon State | 32 | 598 | 860 | .695 |
| 8. Arizona State | 33 | 546 | 787 | .694 |
| 9. California | 35 | 492 | 717 | .686 |
| 10. USC | 32 | 510 | 761 | .670 |
| 11. Arizona | 38 | 573 | 870 | .659 |
| 12. Washington State | 31 | 392 | 596 | .658 |

REBOUND MARGIN

| | G | Team | Avg | Opp | Avg | Mar |
|----------------------|----------|-------------|------------|------------|------------|------------|
| 1. Arizona | 38 | 1449 | .38.1 | 1181 | .31.1 | +7.1 |
| 2. Colorado | 35 | 1305 | .37.3 | 1098 | .31.4 | +5.9 |
| 3. Utah | 33 | 1162 | .35.2 | 1041 | .31.5 | +3.7 |
| 4. Stanford | 36 | 1257 | .34.9 | 1193 | .33.1 | +1.8 |
| 5. UCLA | 37 | 1308 | .35.4 | 1245 | .33.6 | +1.7 |
| 6. Washington | 32 | 1105 | .34.5 | 1056 | .33.0 | +1.5 |
| 7. Oregon | 34 | 1160 | .34.1 | 1125 | .33.1 | +1.0 |
| 8. Oregon State | 32 | 1097 | .34.3 | 1066 | .33.3 | +1.0 |
| 9. California | 35 | 1247 | .35.6 | 1219 | .34.8 | +0.8 |
| 10. USC | 32 | 1185 | .37.0 | 1182 | .36.9 | +0.1 |
| 11. Washington State | 31 | 1016 | .32.8 | 1041 | .33.6 | -0.8 |
| 12. Arizona State | 33 | 1172 | .35.5 | 1251 | .37.9 | -2.4 |

FIELD GOAL PCT DEFENSE

| | G | FG | FGA | Pct |
|----------------------|----------|-----------|------------|------------|
| 1. Arizona | 38 | 776 | 2041 | .380 |
| 2. Utah | 33 | 757 | 1841 | .411 |
| 3. California | 35 | 850 | 2043 | .416 |
| 4. Arizona State | 33 | 821 | 1961 | .419 |
| 5. Stanford | 36 | 844 | 2006 | .421 |
| 6. UCLA | 37 | 898 | 2103 | .427 |
| 7. USC | 32 | 843 | 1962 | .430 |
| 8. Colorado | 35 | 857 | 1987 | .431 |
| 9. Oregon | 34 | 838 | 1907 | .439 |
| 10. Oregon State | 32 | 857 | 1908 | .449 |
| 11. Washington State | 31 | 709 | 1570 | .452 |
| 12. Washington | 32 | 858 | 1808 | .475 |

INDIVIDUAL STATISTICS

SCORING

| | G | FG | 3FG | FT | Pts | Avg |
|---------------------------------|-----------|-------------|-------------|------------|-------------|-------------|
| 1.Nelson, Roberto-OSU..... | 32 | .200 | ..57 | 206 | .663 | 20.7 |
| 2.Young, Joseph-ORE..... | 34 | .206 | ..76 | 155 | .643 | 18.9 |
| 3.Randle, Chasson-STAN..... | 36 | .218 | ..68 | 171 | .675 | 18.8 |
| 4.Carson, Jahii-ASU..... | 33 | .211 | ..36 | 156 | .614 | 18.6 |
| 5.Wilcox, C.J.-WASH..... | 32 | .197 | ..90 | 103 | .587 | 18.3 |
| 6.Wesley, Byron-USC..... | 30 | .191 | ..24 | 127 | .533 | 17.8 |
| 7.Adams, Jordan-UCLA..... | 36 | .208 | ..52 | 158 | .626 | 17.4 |
| 8.Johnson, Nick-ARIZ..... | 38 | .205 | ..62 | 146 | .618 | 16.3 |
| 9.Cobbs, Justin-CAL..... | 35 | .185 | ..32 | 143 | .545 | 15.6 |
| 10.Wright, Delon-UTAH..... | 33 | .174 | ..12 | 153 | .513 | 15.5 |

REBOUNDING

| | G | Off | Def | Reb | Avg |
|------------------------------------|-----------|-------------|----------------|---------------|--------------|
| 1.Solomon, Richard-CAL..... | 30 | ..83 |224 | ...307 | .10.2 |
| 2.Shelton, D.J.-WSU..... | 31 | ..68 |229 | ...297 | ..9.6 |
| 3.Anderson, Kyle-UCLA..... | 36 | ..45 |270 | ...315 | ..8.8 |
| 4.Scott, Josh-COLO..... | 35 | ..102 |193 | ...295 | ..8.4 |
| 5.Bachynski, Jordan-ASU..... | 33 | ..71 |201 | ...272 | ..8.2 |
| 6.Huestis, Josh-STAN..... | 36 | ..91 |204 | ...295 | ..8.2 |
| 7.Gordon, Aaron-ARIZ..... | 38 | ..102 |201 | ...303 | ..8.0 |
| 8.Moser, Mike-ORE..... | 34 | ..63 |200 | ...263 | ..7.7 |
| 9.Kravish, David-CAL..... | 35 | ..79 |189 | ...268 | ..7.7 |
| 10.Loveridge, Jordan-UTAH..... | 33 | ..46 |184 | ...230 | ..7.0 |

FIELD GOAL PERCENTAGE

| | G | FG | FGA | Pct |
|------------------------------------|-----------|-----------------|-----------------|-----------------|
| 1.Collier, Devon-OSU..... | 30 |143 |236 |606 |
| 2.Tarczewski, Kaleb-ARIZ..... | 36 |128 |219 |584 |
| 3.Wright, Delon-UTAH..... | 33 |174 |310 |561 |
| 4.Bachynski, Jordan-ASU..... | 33 |133 |244 |545 |
| 5.Solomon, Richard-CAL..... | 30 |125 |230 |543 |
| 6.Kravish, David-CAL..... | 35 |178 |328 |543 |
| 7.Blackwell, Perris-WASH..... | 31 |124 |230 |539 |
| 8.Powell, Norman-UCLA..... | 37 |153 |287 |533 |
| 9.Wear, Travis-UCLA..... | 34 |105 |198 |530 |
| 10.Calliste, Jason-ORE..... | 34 |115 |218 |528 |

3-POINT FIELD GOAL PERCENTAGE

| | G | 3P | 3PA | Pct |
|-------------------------------|----|---------|----------|----------|
| 1.Calliste, Jason-ORE..... | 34 |65 |129 |504 |
| 2.Cooke, Hallice-OSU..... | 32 |41 |90 |456 |
| 3.Brown, Anthony-STAN..... | 36 |53 |117 |453 |
| 4.Gilling, Jonathan-ASU..... | 33 |66 |152 |434 |
| 5.Young, Joseph-ORE..... | 34 |76 |183 |415 |
| 6.Marshall, Jermaine-ASU..... | 32 |82 |203 |404 |
| 7.Nelson, Roberto-OSU..... | 32 |57 |143 |399 |
| 8.Taylor, Brandon-UTAH..... | 33 |64 |161 |398 |
| 9.Tucker, Dakarai-UTAH..... | 33 |47 |120 |392 |
| 10.Wilcox, C.J.-WASH..... | 32 |90 |230 |391 |
| Carson, Jahii-ASU..... | 33 |36 |92 |391 |

FREE THROW PERCENTAGE

| | G | FT | FTA | Pct |
|---------------------------------|-----------|-----------------|-----------------|-----------------|
| 1.Young, Joseph-ORE..... | 34 |155 |176 |881 |
| 2.Wilcox, C.J.-WASH..... | 32 |103 |118 |873 |
| 3.Calliste, Jason-ORE..... | 34 |137 |157 |873 |
| 4.Adams, Jordan-UCLA..... | 36 |158 |189 |836 |
| 5.Loyd, Johnathan-ORE..... | 34 |75 |91 |824 |
| 6.Nelson, Roberto-OSU..... | 32 |206 |250 |824 |
| 7.Booker, Askia-COLO..... | 35 |112 |137 |818 |
| 8.Cobbs, Justin-CAL..... | 35 |143 |175 |817 |
| 9.Scott, Josh-COLO..... | 35 |175 |216 |810 |
| 10.Loveridge, Jordan-UTAH..... | 33 |115 |143 |804 |

ASSISTS

| | G | Ast | Avg |
|----------------------------------|-----------|-----------------|------------------|
| 1.Anderson, Kyle-UCLA..... | 36 |233 |6.47 |
| 2.Cobbs, Justin-CAL..... | 35 |204 |5.83 |
| 3.McConnell, T.J.-ARIZ..... | 38 |202 |5.32 |
| 4.Wright, Delon-UTAH..... | 33 |174 |5.27 |
| 5.Loyd, Johnathan-ORE..... | 34 |161 |4.74 |
| 6.Carson, Jahii-ASU..... | 33 |153 |4.64 |
| 7.Williams-Goss, Nigel-WASH..... | 32 |140 |4.38 |
| 8.Howard, Pe'Shon-USC..... | 31 |121 |3.90 |
| 9.Jacobs, Julian-USC..... | 32 |116 |3.63 |
| 10.Nelson, Roberto-OSU..... | 32 |115 |3.59 |

STEALS

| | G | Stl | Avg |
|---------------------------------|----|---------|-----------|
| 1.Adams, Jordan-UCLA..... | 36 |95 |2.64 |
| 2.Wright, Delon-UTAH..... | 33 |82 |2.48 |
| 3.Anderson, Kyle-UCLA..... | 36 |64 |1.78 |
| 4.McConnell, T.J.-ARIZ..... | 38 |64 |1.68 |
| 5.Howard, Pe'Shon-USC..... | 31 |45 |1.45 |
| 6.Powell, Norman-UCLA..... | 37 |51 |1.38 |
| 7.Powell, Dwight-STAN..... | 36 |47 |1.31 |
| 8.Young, Joseph-ORE..... | 34 |44 |1.29 |
| 9.Booker, Askia-COLO..... | 35 |45 |1.29 |
| 10.McKissic, Shaquille-ASU..... | 32 |41 |1.28 |

BLOCKED SHOTS

| | G | Blk | Avg |
|------------------------------------|-----------|----------------|------------------|
| 1.Bachynski, Jordan-ASU..... | 33 |133 |4.03 |
| 2.Oraby, Omar-USC..... | 32 |72 |2.25 |
| 3.Kravish, David-CAL..... | 35 |73 |2.09 |
| 4.Huestis, Josh-STAN..... | 36 |69 |1.92 |
| 5.Gordon, Wesley-COLO..... | 31 |41 |1.32 |
| 6.Wright, Delon-UTAH..... | 33 |43 |1.30 |
| 7.Solomon, Richard-CAL..... | 30 |39 |1.30 |
| 8.Collier, Devon-OSU..... | 30 |37 |1.23 |
| 9.Scott, Josh-COLO..... | 35 |40 |1.14 |
| 10.Hollis-Jefferson, R.-ARIZ..... | 38 |40 |1.05 |



ARIZONA STATE 89, CALIFORNIA 78

Jan. 29, 2014 - Haas Pavilion - Berkeley, Calif.

STANFORD 80, CALIFORNIA 69

Feb. 5, 2014 - Haas Pavilion - Berkeley, Calif.

Official Basketball Box Score -- Game Totals -- Final Statistics
Arizona State vs California
1/29/14 8:05 p.m. at Berkeley, Calif. (Haas Pavilion)

Arizona State 89 • 16-5, 5-3 Pac-12

Table with 15 columns: #, Player, FG-FGA, 3P-FTA, FT-FTA, Rebounds (Off, Def, Tot), PF, TP, A TO Blk Stl, Min. Lists player stats for Arizona State.

FG % 1st Half: 17-32 53.1% 2nd half: 9-24 37.5% OT: 2-2 100.0 Game: 28-58 48.3% Deadball Rebounds: 3.2

California 78 • 14-7, 5-3 Pac-12

Table with 15 columns: #, Player, FG-FGA, 3P-FTA, FT-FTA, Rebounds (Off, Def, Tot), PF, TP, A TO Blk Stl, Min. Lists player stats for California.

FG % 1st Half: 12-25 48.0% 2nd half: 16-30 53.3% OT: 3-11 27.3% Game: 31-66 47.0% Deadball Rebounds: 6

Officials: Rick Hartzell, Brett Nansel, D.G. Nelson
Technical fouls: Arizona State-None. California-None.
Attendance: 7791

Score by periods table with columns: 1st, 2nd, OT, Total. Rows for Arizona State and California.

Official Basketball Box Score -- Game Totals -- Final Statistics
Stanford vs California
2/5/14 6:05 p.m. at Berkeley, Calif. (Haas Pavilion)

Stanford 80 • 15-7, 6-4 Pac-12

Table with 15 columns: #, Player, FG-FGA, 3P-FTA, FT-FTA, Rebounds (Off, Def, Tot), PF, TP, A TO Blk Stl, Min. Lists player stats for Stanford.

FG % 1st Half: 13-29 44.8% 2nd half: 10-24 41.7% Game: 23-53 43.4% Deadball Rebounds: 3.1

California 69 • 15-8, 6-4 Pac-12

Table with 15 columns: #, Player, FG-FGA, 3P-FTA, FT-FTA, Rebounds (Off, Def, Tot), PF, TP, A TO Blk Stl, Min. Lists player stats for California.

FG % 1st Half: 14-33 42.4% 2nd half: 12-30 40.0% Game: 26-63 41.3% Deadball Rebounds: 4

Officials: Larry Spaulding, Frank Harvey III, Deldre Carr
Technical fouls: Stanford-None. California-None.
Attendance: 9115

Score by periods table with columns: 1st, 2nd, Total. Rows for Stanford and California.

CALIFORNIA 60, No. 1 ARIZONA 58

Feb. 1, 2014 - Haas Pavilion - Berkeley, Calif.

Official Basketball Box Score -- Game Totals -- Final Statistics
Arizona vs California
2/1/14 7:36 p.m. at Berkeley, Calif. (Haas Pavilion)

Arizona 58 • 21-1, 8-1 Pac-12

Table with 15 columns: #, Player, FG-FGA, 3P-FTA, FT-FTA, Rebounds (Off, Def, Tot), PF, TP, A TO Blk Stl, Min. Lists player stats for Arizona.

FG % 1st Half: 12-40 30.0% 2nd half: 8-22 36.4% OT: 20-62 32.3% Deadball Rebounds: 1.1

California 60 • 15-7, 6-3 Pac-12

Table with 15 columns: #, Player, FG-FGA, 3P-FTA, FT-FTA, Rebounds (Off, Def, Tot), PF, TP, A TO Blk Stl, Min. Lists player stats for California.

FG % 1st Half: 14-30 46.7% 2nd half: 11-26 42.3% OT: 2-3 66.7% Game: 25-56 44.6% Deadball Rebounds: 0

Officials: Mike Scyphers, Kevin Brill, Bill Vinovich
Technical fouls: Arizona-None. California-None.
Attendance: 11877

Score by periods table with columns: 1st, 2nd, OT, Total. Rows for Arizona and California.

CALIFORNIA 80, WASHINGTON STATE 76 (OT)

Feb. 12, 2014 - Beasley Coliseum - Pullman, Wash.

Official Basketball Box Score -- Game Totals -- Final Statistics
California vs WSU
02/12/14 8 p.m. at Beasley Coliseum (Pullman, Wash.)

California 80 • 16-8, 7-4

Table with 15 columns: #, Player, FG-FGA, 3P-FTA, FT-FTA, Rebounds (Off, Def, Tot), PF, TP, A TO Blk Stl, Min. Lists player stats for California.

FG % 1st Half: 14-28 50.0% 2nd half: 11-26 42.3% OT: 3-6 50.0% Game: 28-60 46.7% Deadball Rebounds: 3

WSU 76 • 9-15, 2-10

Table with 15 columns: #, Player, FG-FGA, 3P-FTA, FT-FTA, Rebounds (Off, Def, Tot), PF, TP, A TO Blk Stl, Min. Lists player stats for WSU.

FG % 1st Half: 9-28 32.1% 2nd half: 11-21 52.4% OT: 1-3 33.3% Game: 21-52 40.4% Deadball Rebounds: 1

Officials: Tommy Nunez, Michael Irving, Ken Ditty
Technical fouls: California-None. WSU-None.
Attendance: 1913

Score by periods table with columns: 1st, 2nd, OT, Total. Rows for California and WSU.

Cal[®]



CALIFORNIA

CAL RECORDS

INDIVIDUAL

POINTS

GAME


Overall: 48, Ed Gray at Washington State, Feb. 22, 1997
Home Court: 41, Ray Murry vs. Stanford, March 5, 1977
Opponent Court: 48, Ed Gray at Washington State, Feb. 22, 1997
First Half: 26, Kevin Johnson vs. Stanford, Jan. 17, 1987
Second Half: 38, Ed Gray at Washington State, Feb. 22, 1997
Winning Effort: 41, Ray Murry vs. Stanford, March 5, 1977
 41, Leon Powe vs. Oregon, March 10, 2006
Losing Effort: 48, Ed Gray at Washington State, Feb. 22, 1997
Two Players: 65, John Coughran (47) and Bill Duwe (18) at Utah State, Jan. 31, 1972
 65, Ray Murry (41) and Tom Schneiderjohn (24) vs. Stanford, March 5, 1977
 65, Russ Critchfield (36) and Bob Presley (29) at Oregon, Jan. 6, 1968

SEASON

Overall: 729, Lamond Murray, 1994
Conference Season: 454, Lamond Murray, 1994
Overall Average: 24.8, Ed Gray, 1997
Conference Average: 26.1, Ed Gray, 1997
Freshman: 590, Shareef Abdur-Rahim, 1996
Sophomore: 697, Ryan Anderson, 2008
Junior: 711, Lamond Murray, 1994
Senior: 651, Jerome Randle, 2010
20-point Games: 23, Lamond Murray, 1994
30-point Games: 6, Ed Gray, 1997

CAREER

Overall: 1,835, Jerome Randle, 2007-2010
Conference: 1,103, Lamond Murray, 1992-94
Overall Average: 20.0, Ed Gray, 1996-97
Conference Average: 20.9, Ed Gray, 1996-97
20-point Games: 46, Lamond Murray, 1992-94
30-point Games: 6, Mark McNamara, 1981-82
 6, Ed Gray, 1996-97
Consecutive 10-point Games: 51, Lamond Murray, Jan. 7, 1993 to March 17, 1994
Consecutive 20-point Games: 11, Ed Gray, Jan. 9 to Feb. 15, 1997
 8, Lamond Murray, March 6, 1993 to Nov. 19, 1993



Lamond Murray



Jerome Randle

FIELD GOALS

GAME

Made: 21, John Coughran at Utah State, Jan. 31, 1972
Conference, Made: 17, Dick Tamberg vs. Stanford, Feb. 26, 1954
Attempted: 32, Ansley Truitt vs. Stanford, Feb. 4, 1972
 32, Russ Critchfield vs. Western Kentucky, Dec. 29, 1967
Percentage: 100.0, Brian Hendrick vs. USF, Dec. 2, 1989 (10-10)
 100.0, Robert Thurman vs. UNLV, March 21, 2013 (6-6)

SEASON

Made: 262, Lamond Murray, 1994
Conference, Made: 159, Lamond Murray, 1994
Attempted: 550, Lamond Murray, 1994
Conference, Attempted: 331, Lamond Murray, 1994
Percentage: 70.2, Mark McNamara, 1982 (231-329)
Conference, Percentage: 71.6, Mark McNamara, 1982 (151-211)

CAREER

Made: 661, Sean Lampley, 1998-2001
Conference, Made: 417, Lamond Murray, 1992-94
Attempted: 1,581, Bob McKeen, 1952-55
Conference, Attempted: 843, Lamond Murray, 1992-94
Percentage: 66.2, Mark McNamara, 1981-82 (413-624)
Conference, Percentage: 67.0, Mark McNamara, 1981-82 (262-391)

THREE-POINT FIELD GOALS

GAME

Made: 9, Joe Shipp vs. Fresno State, Dec. 11, 2001
Attempted: 13, Richard Midgley at Arizona, Feb. 3, 2005
Percentage (min. 5): 100.0, Amit Tamir vs. Arizona State, March 2, 2003 (5-5)
 100.0, Eric Vierneisel vs. Washington, March 1, 2008 (5-5)

SEASON

Made: 92, Jerome Randle, 2010
Conference, Made: 48, Jerome Randle, 2010
Attempted: 228, Jerome Randle, 2010
Conference, Attempted: 123, Geno Carlisle, 1998
 123, Jerome Randle, 2010
Percentage: 50.0, Billy Dreher, 1991 (56-112)
Conference, Percentage: 51.4, Ryan Forehan-Kelly, 2000 (19-37)

CAREER

Made: 252, Jerome Randle, 2007-10
Conference, Made: 135, Jerome Randle, 2007-10
Attempted: 622, Jerome Randle, 2007-10
Conference, Attempted: 355, Jerome Randle, 2007-10
Percentage: 44.0, Theo Robertson, 2006-10, (154-350)
Conference, Percentage: 45.1, Ryan Forehan-Kelly, 1999-02 (64-142)

FREE THROWS
GAME

Made: 20, Dave Butler vs. Arizona State, Feb. 26, 1987
Attempted: 24, Dave Butler vs. Arizona State, Feb. 26, 1987
Percentage (min.10): 100.0, Ray Murry vs. LSU, Dec. 22, 1976 (14-14)
Conference Percentage: 100.0, Larry Friend at UCLA, 1956 (12-12)

SEASON

Made: 194, Leon Powe, 2006
Conference, Made: 135, Leon Powe, 2006
Attempted: 270, Leon Powe, 2006
Conference, Attempted: 181, Leon Powe, 2006
Percentage: 93.3, Jerome Randle, 2010 (139-149)
Conference Percentage: 96.3, Shantay Legans, 2002 (26-27)
Consecutive Made: 36, Shantay Legans, Jan. 4-March 17, 2002
 at Stanford (2), vs. Stanford (1), vs. Arizona (2), vs. Arizona State
 (2), vs. Oregon State (4), vs. Oregon (7), at Arizona State (8), vs.
 UCLA (2), vs. Arizona (2), vs. Penn (4), vs. Pittsburgh (2)

CAREER

Made: 481, Jackie Ridgle, 1969-71
Conference, Made: 262, Brian Hendrick, 1990-93
Attempted: 651, Sean Lampley, 1998-2001
 651, Jackie Ridgle, 1969-71
Conference, Attempted: 369, Sean Lampley, 1998-2001
Percentage: 88.1, Jerome Randle, 2007-10
Conference Percentage: 88.6, Jerome Randle, 2007-10

REBOUNDS
GAME

Made: 27, Bob Presley vs. St. Mary's, Dec. 6, 1967
Conference Made: 25, Bob Presley vs. Oregon State, Feb. 24, 1968

SEASON

Overall: 382, Ansley Truitt, 1972
Conference: 219, Mark McNamara, 1982
Average: 14.5, Bob Presley, 1968
Conference Average: 13.8, Bob Presley, 1969

CAREER

Overall: 1,019, Bob McKeen, 1952-55
Conference: 493, Sean Lampley, 1998-01
 493, Ansley Truitt, 1970-72
Average: 12.8, Bob Presley, 1968-69
Conference Average: 12.2, Bob Presley, 1968-69

FOULS
SEASON

Committed: 118, Markhuri Sanders-Frison, 2011

CAREER

Committed: 353, Dave Butler, 1983-87

ASSISTS
GAME

Made: 18, Jason Kidd at Stanford, Jan. 20, 1994

SEASON

Made: 272, Jason Kidd, 1994
Conference Made: 170, Jason Kidd, 1994
Average: 9.1, Jason Kidd, 1994
Conference Average: 9.4, Jason Kidd, 1994

CAREER

Made: 546, Keith Smith, 1987-90
Conference, Made: 317, Kevin Johnson, 1984-87
Average: 8.4, Jason Kidd, 1993-94
Conference Average: 8.5, Jason Kidd, 1993-94

STEALS
GAME

Made: 8, Jason Kidd vs. Washington, Jan. 28, 1993
 8, A.J. Diggs at Cleveland State, Nov. 30, 2002

SEASON

Made: 110, Jason Kidd, 1993
Conference Made: 66, Jason Kidd, 1993

CAREER

Made: 204, Jason Kidd, 1993-94
Conference Made: 117, Jason Kidd, 1993-94

BLOCKED SHOTS
GAME

Made: 7, Michael Stewart vs. Stanford, Jan. 19, 1995
 7, Michael Stewart vs. Stanford, Feb. 17, 1994
 7, Michael Stewart vs. Cal State Northridge, Feb. 7, 1994

SEASON

Made: 73, David Kravish, 2014
Conference Made: 42, Michael Stewart, 1994

CAREER

Made: 206, Michael Stewart, 1994-97
Conference Made: 130, Michael Stewart, 1994-97

GAMES
SEASON

Appeared In: 36, Merv LaFaille, 1946
 36, Jim Smith, 1946
 36, Bob Hogeboom, 1946

CAREER

Appeared In: 134, Patrick Christopher, 2007-10
Consecutive Appeared In: 134, Patrick Christopher, 2007-10
Started: 113, Dave Butler, 1983-87

MINUTES PLAYED
GAME

Number: 63.5, Gene Ransom, vs. Oregon, Feb. 10, 1977 (5 OT)

SEASON

Number: 1,224, Jerome Randle, 2010

CAREER

Number: 4,120, Patrick Christopher, 2007-10

TRIPLE-DOUBLES

Kevin Johnson vs. Arizona, Jan. 22, 1987 (22-10-12)
 Jason Kidd vs. Maryland-Baltimore County, Dec. 10, 1993 (17-11-11)
 Jason Kidd vs. Arizona, Jan. 13, 1994 (17-11-11)
 Jason Kidd vs. Stanford, Jan. 20, 1994 (15-10-18)
 Jason Kidd vs. UCLA, Jan. 30, 1994 (18-14-12)



TEAM

POINTS

GAME

Overall: 127 vs. Oklahoma City (67), Jan. 3, 1972
Conference: 108 vs. Arizona State (111), Jan. 8, 2000 (2 OT)
Conference (Regulation Game): 104 at UCLA (82), Jan. 24, 1993
Home Court: 127 vs. Oklahoma City (67), Jan. 3, 1972
Opponent Court: 104 at UCLA, Jan. 24, 1993
First Half: 63 vs. U.S. International, Dec. 19, 1990
Second Half: 76 vs. Oklahoma City, Jan. 3, 1972
Both Teams: 219, California (108) vs. Arizona State (111), Jan. 8, 2000 (2 OT)
By Opponent: 115, at UCLA vs. California (71), March 1, 1968
Margin of Victory: 100, California (108) vs. Pomona American Legion (8), 1921-1922 (since 1937: 60, California (127) vs. Oklahoma City (67), Jan. 3, 1972)
Margin of Defeat: 51, at Stanford (101) vs. California (50), Feb. 19, 2000

SEASON

Overall: 2,703, 2010 (35 games)
Conference: 1,432, 1993 (18 games)
Average: 83.9, 1971 (2,098 points in 25 games)
Conference Average: 88.5, 1971 (1,239 points in 14 games)
Highest Margin: +24.8, 1917 (since 1937: +13.6, 1960)
By Opponents: 2,478, 2008 (33 games)
Conference By Opponent: 1,507, 1995 (18 games)
Lowest Margin: -7.7, 1979


FIELD GOALS

GAME


Made: 49 vs. UC San Diego, Dec. 15, 1979
Conference Made: 41 at Washington State, Feb. 22, 1971
 41 at Oregon State, Jan. 8, 1971
 41 vs. Washington State, Jan. 8, 1987
Attempted: 94 vs. Colorado, Nov. 30, 1974
Conference Attempted: 92 at UCLA, March 5, 1971
Percentage: 68.5 vs. Nebraska, Dec. 10, 1965 (37-54)
 68.5 vs. Central Connecticut, Dec. 30, 1988 (37-54)
 68.5 vs. Arizona State, Jan. 5, 1989 (37-54)

SEASON

Made: 966, 2010 (2028 attempted in 35 games)
Conference Made: 535, 1993 (1,147 attempted in 18 games)
Attempted: 2,326, 1951 (742 made in 32 games)
Conference Attempted: 1,161, 1980 (482 made in 18 games)
Percentage: 51.3, 1982 (719-1402)
Conference Percentage: 52.0, 1982 (458-880)



Ray Murry



Bob McKeen

THREE-POINT FIELD GOALS

GAME

Made: 16 at Arizona, March 5, 2009
Conference Made: 16 at Arizona, March 5, 2009
Attempted: 35 vs. UCLA, Feb. 20, 1993
Conference Attempted: 35 vs. UCLA, Feb. 20, 1993
Percentage: 85.7 vs. Florida, Dec. 27, 1986 (6-7)
Conference Percentage: 83.3 at Oregon, Jan. 5, 1990 (10-12)

SEASON

Made: 249, 2007 (693 attempts in 33 games)
Conference Made: 142, 2007 (409 attempts in 18 games)
Attempted: 693, 2007 (249 made in 33 games)
Conference Attempted: 409, 2007 (142 made in 18 games)
Percentage: 42.7, 2009 (210-492)
Conference Percentage: 39.9, 2009 (114-286)

FREE THROWS

GAME

Made: 39 vs. Stanford, Jan. 19, 1985
Attempted: 55 vs. Oregon, Feb. 10, 1977
Percentage (min. 10): 100.0 at Arizona State, Jan. 28, 2010 (14-14)
 100.0 at Oregon, Jan. 20, 2007 (12-12)
 100.0 vs. Colorado, March 2, 2013 (10-10)

SEASON

Made: 582, 2011 (838 attempts in 33 games)
Conference Made: 359, 1996 (502 attempts in 18 games)
Attempted: 838, 2011 (582 made in 33 games)
Conference Attempted: 502, 1996 (359 made in 18 games)
Percentage: 77.6, 2008 (533-687)
Conference, Percentage: 80.1, 2009 (282-352)

REBOUNDS
GAME

Made: 86 vs. Oklahoma City, Jan. 3, 1972
Conference Made: 72 at Washington State, Feb. 22, 1971
Highest Margin: +50, California (86) vs. Oklahoma City (36), Jan 3, 1972
Lowest Margin: -22, UCLA (73) vs. California (51), March 5, 1971

SEASON

Made: 1,415, 1972 (29 games)
Conference Made: 761, 1971 (14 games)
Average: 54.1, 1971 (1,353 rebounds in 25 games)
Conference Average: 54.5, 1971 (761 rebounds in 14 games)
Highest Margin: +12.6, 1954
Lowest Margin: -5.7, 1979

FOULS
GAME

Made: 36 vs. Oregon, Feb. 10, 1977 (5OT)

SEASON

Made: 690, 1987 (35 games)
Conference Made: 390, 1987 (18 games)
Fouled Out: 29, 1975 & 1987

ASSISTS
GAME

Made: 32 vs. U.S. International, Dec. 19, 1990
 32 vs. UC Davis, Jan. 13, 1983
 32 vs. U.S. International, Dec. 5, 1989
Conference Made: 29 vs. Washington State, Feb. 23, 1973

SEASON

Made: 611, 1989 (33 games)
Conference Made: 337, 1989 (18 games)



Gene Ransom

STEALS
GAME

Made: 20 vs. Morgan State, Nov. 25, 1991
Conference Made: 17 vs. Washington, Jan. 28, 1993

SEASON

Made: 284, 1993 (30 games)
Conference Made: 175, 1993 (30 games)

BLOCKED SHOTS
GAME

Made: 11 vs. Washington State, Jan. 12, 2013
 11 vs. Harvard Dec. 29, 2012
 11 vs. Cal State Northridge, Feb. 10, 1993
 11 at UC Irvine, Dec. 22, 1990
Conference Made: 11 vs. Washington State, Jan. 12, 2013

SEASON

Made: 161, 2013 (33 games)
Conference Made: 96, 2013 (18 games)

MINUTES PLAYED
GAME

Number: 65 vs. Oregon, Feb. 10, 1977 (5OT)

GAMES
SEASON

Number: 36, 1946
Victories: 30, 1946 (30-6)
Conference, Victories: 14, 1957 (14-2)
 14, 1959 (14-2)
Percentage: 1.000, 1926 (14-0) (since 1937: 93.3, 1960 (28-2)
Win Percentage, Conference: .917, 1946 (11-1)
 .917, 1948 (11-1)
 .917, 1960 (11-1)
Consecutive Victories: 19, 1960
Consecutive Homecourt Victories: 13, 1960 & 1954
Consecutive Losses: 10, 1962

ALL-TIME

Consecutive Victories: 30, March 1925 to 1928 (since 1937: 25, Jan. 7, 1959 to Dec. 30, 1959)
Consecutive Homecourt Victories: 26, Dec. 27, 1958 to Dec. 16, 1960
Consecutive Losses: 10, Jan. 5, 1962 to Feb. 23, 1962

TEAM DEFENSE
(SINCE 1950)

Fewest Points Allowed, Season:
 1,480, 1959 (51.0 avg. in 29 games)
Lowest Average Points Allowed, Season:
 49.5, 1960 (1,486 points in 30 games)
Fewest Field Goals Allowed, Season:
 487, 1957 (1,325 attempts in 25 games)
Fewest Field Goal Attempts Allowed, Season:
 1,218, 1956 (601 made in 25 games)
Fewest Free Throws Allowed, Season:
 279, 1982 (434 attempts in 27 games)
Fewest Free Throw Attempts Allowed, Season:
 434, 1982 (279 made in 27 games)
Lowest Field Goal Percentage Allowed, Season:
 29.0, 1952 (612-2,126 in 30 games)
Lowest Free Throw Percentage Allowed, Season:
 61.8, 1951 (463-748 in 32 games)

TOTAL POINTS

| | |
|--|-------|
| 1. Jerome Randle (2007-10)..... | 1,835 |
| 2. Sean Lampley (1998-01)..... | 1,776 |
| 3. Patrick Christopher (2007-10) | 1,700 |
| 4. Lamond Murray (1992-94)..... | 1,688 |
| 5. Joe Shipp (2000-03)..... | 1,666 |
| 6. Kevin Johnson (1984-87)..... | 1,655 |
| 7. Bob McKeen (1952-55)..... | 1,632 |
| 8. Leonard Taylor (1985-89)..... | 1,608 |
| 9. Brian Hendrick (1990-93)..... | 1,556 |
| 10. Allen Crabbe (2011-13)..... | 1,537 |
| 11. Justin Cobbs (2012-14)..... | 1,469 |
| 12. Russ Critchfield (1966-68)..... | 1,437 |
| 13. Rickey Hawthorne (1973-76)..... | 1,413 |
| 14. Keith Smith (1987-90)..... | 1,398 |
| 15. Ansley Truitt (1970-72)..... | 1,384 |
| 16. Roy Fisher (1988-91)..... | 1,382 |
| 17. Jackie Ridgle (1969-71)..... | 1,343 |
| 18. Theo Robertson (2006-10)..... | 1,315 |
| 19. Dave Butler (1983-87)..... | 1,291 |
| 20. Brian Wethers (2000-03)..... | 1,239 |
| 21. Ryan Anderson (2007-08)..... | 1,236 |
| 22. Jorge Gutierrez (2009-12)..... | 1,232 |
| 23. Doug True (1977-80)..... | 1,215 |
| 24. Ayinde Ubaka (2004-07)..... | 1,194 |
| 25. Gene Ransom (1976-78)..... | 1,185 |
| 26. John Coughran (1971-73)..... | 1,183 |
| 27. Chris Washington (1984-87)..... | 1,179 |
| 28. Richard Midgley (2003-06)..... | 1,176 |
| 29. Michael Chavez (1980-83)..... | 1,162 |
| 30. Butch Hays (1981-84)..... | 1,145 |
| 31. Harper Kamp (2008-12)..... | 1,133 |
| 32. Andy Wolfe (1946-48)..... | 1,112 |
| 33. Ryan Drew (1988-91)..... | 1,086 |
| 34. Ed Gray (1996-97)..... | 1,082 |
| 35. Kevin Singleton (1977-81)..... | 1,068 |
| 36. Larry Friend (1955-57)..... | 1,061 |
| 37. Amit Tamir (2002-04)..... | 1,055 |
| 38. Michael Pitts (1980-84)..... | 1,044 |
| 39. Bill Hagler (1949-51)..... | 1,042 |
| 40. Mark McNamara (1981-82)..... | 1,041 |
| 41. Monty Buckley (1992-95)..... | 1,035 |



Sean Lampley

SCORING AVERAGE

(Minimum 700 points)

| | G | PTS | AVG |
|------------------------------------|-------|-------|------|
| 1. Ed Gray (1996-97)..... | 54 | 1,082 | 20.0 |
| 2. Mark McNamara (1981-82) 53. | 1,041 | 19.6 | |
| 3. Russ Critchfield (1966-68) .74. | 1,437 | 19.4 | |
| 4. Lamond Murray (1992-94) .88. | 1,688 | 19.2 | |
| 5. Ryan Anderson (2007-08) .66. | 1,236 | 18.7 | |
| 6. Jackie Ridgle (1969-71)..... | 75 | 1,343 | 17.9 |
| 7. Leon Powe (2004-06)..... | 54 | 962 | 17.8 |
| 8. Ansley Truitt (1970-72)..... | 80 | 1,384 | 17.3 |
| 9. Geno Carlisle (1998-99)..... | 55 | 920 | 16.7 |
| 10. Charlie Johnson (1969-71) 64. | 1,025 | 16.0 | |
| 11. Bob Presley (1968-69)..... | 49 | 783 | 16.0 |
| 12. Allen Crabbe..... | 98 | 1,537 | 15.7 |
| 13. Bob McKeen (1952-55)..... | 105 | 1,632 | 15.5 |
| 14. Leonard Taylor (1985-89) 104. | 1,608 | 15.5 | |
| 15. Larry Friend (1955-57)..... | 71 | 1,061 | 14.9 |
| 16. Jason Kidd (1993-94)..... | 59 | 878 | 14.9 |

REBOUNDS

| | |
|--|------------|
| 1. Bob McKeen (1952-55)..... | 1,019 |
| 2. Ansley Truitt (1970-72)..... | 940 |
| 3. Brian Hendrick (1990-93)..... | 898 |
| 4. Sean Lampley (1998-01)..... | 889 |
| 5. Doug True (1977-80)..... | 862 |
| 6. Dave Butler (1983-87)..... | 814 |
| 7. Leonard Taylor (1985-89)..... | 784 |
| 8. Richard Solomon (2011-14)..... | 759 |
| 9. Bill McClintock (1959-61)..... | 740 |
| 10. Darrall Imhoff (1958-60)..... | 712 |
| 11. Roy Fisher (1988-91)..... | 697 |
| 12. David Kravish (2012-present)..... | 687 |
| 13. John Coughran (1971-73)..... | 672 |
| 14. Jackie Ridgle (1969-71)..... | 660 |
| 15. DeVon Hardin (2005-08)..... | 649 |

REBOUNDING AVERAGE

(Minimum 400 rebounds)


| | G | REB | AVG |
|------------------------------------|-----|-------|------|
| 1. Bob Presley (1968-69)..... | 49 | 629 | 12.8 |
| 2. Ansley Truitt (1970-72)..... | 80 | 940 | 11.8 |
| 3. Mark McNamara (1981-82) 53..... | 613 | 11.6 | |
| 4. Leon Powe (2004-06)..... | 54 | 529 | 9.8 |
| 5. Bob McKeen (1952-55)..... | 105 | 1,019 | 9.7 |
| 6. Darrall Imhoff (1958-60)..... | 75 | 712 | 9.5 |
| 7. Stu Watterson (1967-68)..... | 50 | 459 | 9.2 |
| 8. Ryan Anderson (2007-08)..... | 66 | 597 | 9.0 |
| 9. Bill McClintock (1959-61)..... | 84 | 740 | 8.8 |
| 10. Jackie Ridgle (1969-71)..... | 75 | 660 | 8.8 |
| 11. Brian Hendrick (1990-93)..... | 106 | 898 | 8.5 |
| 12. John Coughran (1971-73)..... | 84 | 672 | 8.0 |
| 13. Doug True (1977-80)..... | 108 | 862 | 8.0 |
| 14. Camden Wall (1961-64)..... | 57 | 436 | 7.6 |
| 15. Leonard Taylor (1985-89)..... | 104 | 784 | 7.5 |

FIELD GOALS MADE


| | |
|------------------------------------|-----|
| 1. Sean Lampley (1998-01)..... | 661 |
| 2. Lamond Murray (1992-94)..... | 644 |
| 3. Bob McKeen (1952-55)..... | 639 |
| Patrick Christopher (2007-10)..... | 639 |
| 5. Joe Shipp (2000-03)..... | 607 |
| 6. Kevin Johnson (1983-87)..... | 601 |
| 7. Jerome Randle (2007-10)..... | 595 |
| 8. Russ Critchfield (1966-68)..... | 590 |
| 9. Brian Hendrick (1990-93)..... | 580 |
| 10. Leonard Taylor (1985-89)..... | 576 |

FIELD GOALS ATTEMPTED


| | |
|---------------------------------------|-------|
| 1. Bob McKeen (1952-55)..... | 1,581 |
| 2. Patrick Christopher (2007-10)..... | 1,421 |
| 3. Sean Lampley (1998-01)..... | 1,338 |
| 4. Lamond Murray (1992-94)..... | 1,316 |
| 5. Jerome Randle (2007-10)..... | 1,311 |
| 6. Russ Critchfield (1966-68)..... | 1,297 |
| 7. Ansley Truitt (1970-72)..... | 1,283 |
| 8. Rickey Hawthorne (1973-76)..... | 1,259 |
| Kevin Johnson (1984-87)..... | 1,259 |
| 10. Joe Shipp (2000-03)..... | 1,249 |



Darrall Imhoff



John and Rupe Rickson



Keith Smith

FIELD GOAL PERCENTAGE

(Minimum 125 made)

| | FG | FGA | PCT |
|---|------------|------------|-------------|
| 1. Mark McNamara (1981-82)..... | 413 | 624 | .662 |
| 2. Robert Thurman (2011-13)..... | 127 | 211 | .602 |
| 3. Solomon Hughes (1999-02)..... | 320 | 553 | .579 |
| 4. Markhuri Sanders-Frison (2010-11)..... | 175 | 306 | .571 |
| 5. Alfred Grigsby (1992-97)..... | 349 | 622 | .561 |
| 6. Jamal Boykin (2008-10)..... | 386 | 705 | .548 |
| 7. David Kravish (2012-pres.)..... | 392 | 726 | .540 |
| 8. Leonard Taylor (1985-89)..... | 576 | 1,071 | .538 |
| 9. Brian Hendrick (1990-93)..... | 580 | 1,082 | .536 |
| 10. Harper Kamp (2008-12)..... | 424 | 807 | .525 |
| 11. S. Abdur-Rahim (1996)..... | 206 | 398 | .518 |

THREE-POINT FIELD GOALS MADE

| | |
|---------------------------------------|-----|
| 1. Jerome Randle (2007-10)..... | 252 |
| 2. Ryan Drew (1988-91)..... | 214 |
| 3. Allen Crabbe (2011-13)..... | 209 |
| 4. Richard Midgley (2003-06)..... | 183 |
| 5. Patrick Christopher (2007-10)..... | 164 |
| 7. Ayinde Ubaka (2004-07)..... | 160 |
| 7. Joe Shipp (2000-03)..... | 157 |
| 8. Theo Robertson (2006-10)..... | 154 |
| 9. Randy Duck (1994-97)..... | 153 |
| 10. Shantay Legans (2000-02)..... | 139 |

THREE-POINT FIELD GOALS ATTEMPTED

| | |
|---------------------------------------|-----|
| 1. Jerome Randle (2007-10)..... | 622 |
| 2. Ryan Drew (1988-91)..... | 560 |
| 3. Allen Crabbe (2011-13)..... | 547 |
| 4. Richard Midgley (2003-06)..... | 483 |
| 5. Patrick Christopher (2007-10)..... | 480 |
| 6. Ayinde Ubaka (2004-07)..... | 474 |
| 7. Joe Shipp (2000-03)..... | 464 |
| 8. Randy Duck (1994-97)..... | 423 |
| 9. Shantay Legans (2000-02)..... | 376 |
| 10. Amit Tamir (2002-04)..... | 373 |

THREE-POINT FIELD GOAL PERCENTAGE

(Minimum 50 made)

| | 3P | 3PA | PCT |
|------------------------------------|-----|-----|------|
| 1. Theo Robertson (2006-10)..... | 154 | 350 | .440 |
| 2. Billy Dreher (1991-92)..... | 81 | 188 | .431 |
| 3. Keith Smith (1987-90)..... | 90 | 218 | .413 |
| 4. Bill Elleby (1989-92)..... | 135 | 329 | .410 |
| 5. R. Forehan-Kelly (1999-02)..... | 107 | 263 | .407 |
| 6. Jerome Randle (2007-10)..... | 252 | 622 | .405 |
| 7. Omar Wilkes (2006-07)..... | 61 | 151 | .404 |
| 8. Ryan Anderson (2007-08)..... | 122 | 308 | .396 |
| 9. Ryan Drew (1988-91)..... | 214 | 560 | .382 |
| 10. Allen Crabbe (2011-13)..... | 209 | 547 | .382 |

FREE THROWS MADE

| | |
|-------------------------------------|-----|
| 1. Jackie Ridgle (1969-71)..... | 481 |
| 2. Leonard Taylor (1985-89)..... | 440 |
| 3. Sean Lampley (1998-01)..... | 437 |
| 4. Kevin Johnson (1984-87)..... | 405 |
| 5. Brian Hendrick (1990-93)..... | 397 |
| 6. Jerome Randle (2007-10)..... | 393 |
| 7. Justin Cobbs (2012-14)..... | 379 |
| 8. Bob McKeen (1952-55)..... | 354 |
| 9. Roy Fisher (1988-91)..... | 338 |
| 10. Rickey Hawthorne (1973-76)..... | 337 |

FREE THROWS ATTEMPTED

| | |
|------------------------------------|-----|
| 1. Sean Lampley (1998-01)..... | 651 |
| Jackie Ridgle (1969-71)..... | 651 |
| 3. Bob McKeen (1952-55)..... | 641 |
| 4. Leonard Taylor (1985-89)..... | 571 |
| 5. Brian Hendrick (1990-93)..... | 568 |
| 6. Kevin Johnson (1984-87)..... | 535 |
| 7. Rickey Hawthorne (1973-76)..... | 491 |
| 8. Leon Powe (2004-06)..... | 475 |
| 9. Justin Cobbs (2012-14)..... | 462 |
| 10. Butch Hays (1981-84)..... | 460 |

FREE THROW PERCENTAGE

(Minimum 100 made)

| | FT | FTA | PCT |
|---------------------------------------|------------|------------|-------------|
| 1. Jerome Randle (2007-10)..... | 393 | 446 | .881 |
| 2. Allen Crabbe (2011-13)..... | 272 | 320 | .850 |
| 3. Michael Chavez (1980-83)..... | 198 | 235 | .843 |
| 4. Ryan Anderson (2007-08)..... | 276 | 328 | .841 |
| 5. Shantay Legans (2000-02)..... | 190 | 227 | .837 |
| 6. Connie White (1975-76)..... | 155 | 187 | .829 |
| 7. Justin Cobbs (2012-14)..... | 379 | 462 | .820 |
| 8. Patrick Christopher (2007-10)..... | 258 | 316 | .816 |
| 9. Bill Duwe (1969-72)..... | 120 | 147 | .816 |
| 10. Amit Tamir (2002-04)..... | 163 | 201 | .811 |

ASSISTS

| | |
|-----------------------------------|-----|
| 1. Keith Smith (1987-90)..... | 546 |
| 2. Justin Cobbs (2012-14)..... | 531 |
| 3. Jerome Randle (2007-10)..... | 524 |
| 4. Kevin Johnson (1984-87)..... | 521 |
| 5. Jason Kidd (1992-94)..... | 494 |
| 6. Jorge Gutierrez (2009-12)..... | 423 |
| 7. Ayinde Ubaka (2004-07)..... | 417 |
| 8. Butch Hays (1981-84)..... | 396 |
| 9. Shantay Legans (2000-02)..... | 386 |
| 10. Gene Ransom (1976-78)..... | 356 |

ASSISTS AVERAGE

(Minimum 150 assists)

| | G | AST | AVG |
|-------------------------------------|-----|-----|-----|
| 1. Jason Kidd (1993-94)..... | 59 | 494 | 8.4 |
| 2. Jelani Gardner (1995-96)..... | 52 | 273 | 5.3 |
| 3. Justin Cobbs (2012-14)..... | 102 | 531 | 5.2 |
| 4. Prentice McGruder (1996-97)..... | 58 | 267 | 4.6 |
| 5. Gene Ransom (1976-78)..... | 80 | 356 | 4.5 |
| 6. Kevin Johnson (1984-87)..... | 118 | 521 | 4.4 |
| 7. Keith Smith (1987-90)..... | 128 | 546 | 4.3 |
| 8. Shantay Legans (2000-02)..... | 95 | 386 | 4.1 |
| 9. Jerome Randle (2007-10)..... | 132 | 524 | 4.0 |
| 10. Charles Johnson (1969-71)..... | 64 | 248 | 3.9 |

STEALS

| | |
|------------------------------------|-----|
| 1. Jason Kidd (1993-94)..... | 204 |
| 2. Butch Hays (1981-84)..... | 166 |
| 3. A.J. Diggs (2001-04)..... | 158 |
| 4. Kevin Johnson (1984-87)..... | 155 |
| 5. Jorge Gutierrez (2009-12)..... | 148 |
| 6. Michael Chavez (1980-83)..... | 140 |
| 7. Gene Ransom (1976-78)..... | 133 |
| 8. Chris Washington (1984-87)..... | 132 |
| 9. Shantay Legans (2000-02)..... | 131 |
| 10. Roy Fisher (1988-91)..... | 130 |

BLOCKED SHOTS

| | |
|---|------------|
| 1. Michael Stewart (1994-97)..... | 207 |
| 2. David Kravish (2012-present)..... | 177 |
| 3. DeVon Hardin (2005-08)..... | 132 |
| 4. Solomon Hughes (1999-02)..... | 122 |
| 5. Richard Solomon (2011-14)..... | 119 |
| 6. Tom Schneiderjohn (1976-79)..... | 105 |
| 7. Brian Hendrick (1990-93)..... | 98 |
| 8. Lamond Murray (1992-94)..... | 75 |
| 9. Sean Marks (1995-98)..... | 71 |
| 10. Sean Lampley (1998-01)..... | 69 |

GAMES PLAYED

| | |
|---------------------------------------|-----|
| 1. Patrick Christopher (2007-10)..... | 134 |
| 2. Harper Kamp (2008-12)..... | 133 |
| 3. Jerome Randle (2007-10)..... | 132 |
| 4. Jorge Gutierrez (2009-12)..... | 129 |
| 5. Keith Smith (1987-90)..... | 128 |
| 6. Joe Shipp (2000-03)..... | 127 |
| 7. Brian Wethers (2000-03)..... | 126 |
| 8. Theo Robertson (2006-10)..... | 125 |
| 9. Sean Lampley (1998-01)..... | 123 |
| Bryant Walton (1987-90)..... | 123 |



Michael Stewart


TOTAL POINTS

| | |
|-------------------------------------|-----|
| 1. Lamond Murray (1994)..... | 729 |
| 2. Ryan Anderson (2008)..... | 697 |
| 3. Jerome Randle (2010)..... | 651 |
| 4. Leonard Taylor (1989)..... | 649 |
| 5. Ed Gray (1997)..... | 644 |
| 6. Joe Shipp (2003)..... | 632 |
| 7. Allen Crabbe (2013)..... | 607 |
| 8. Sean Lampley (2001)..... | 605 |
| 9. Jerome Randle (2009)..... | 603 |
| 10. Mark McNamara (1982)..... | 593 |
| 11. Shareef Abdur-Rahim (1996)..... | 590 |
| 12. Kevin Johnson (1987)..... | 585 |
| 13. Lamond Murray (1993)..... | 572 |
| 14. Leon Powe (2006)..... | 553 |
| 15. Sean Lampley (2000)..... | 549 |

SCORING AVERAGE

(Minimum 400 Points)

| | G | PTS | AVG |
|---------------------------------|----|-----|------|
| 1. Ed Gray (1997)..... | 26 | 644 | 24.8 |
| 2. Lamond Murray (1994)..... | 30 | 729 | 24.3 |
| 3. Mark McNamara (1982)..... | 27 | 593 | 22.0 |
| 4. Russ Critchfield (1968)..... | 23 | 505 | 22.0 |
| 5. Ryan Anderson (2008)..... | 33 | 697 | 21.1 |
| 6. S. Abdur-Rahim (1996)..... | 28 | 590 | 21.1 |
| 7. Russ Critchfield (1967)..... | 26 | 545 | 21.0 |
| 8. Leon Powe (2006)..... | 27 | 553 | 20.5 |
| 9. Joe Shipp (2003)..... | 31 | 632 | 20.4 |
| 10. Jackie Ridgle (1969)..... | 24 | 479 | 20.0 |
| 11. Bob McKeen (1955)..... | 24 | 475 | 19.8 |
| 12. Leonard Taylor (1989)..... | 33 | 649 | 19.7 |
| 13. Sean Lampley (2001)..... | 31 | 605 | 19.5 |
| 14. Bob Presley (1968)..... | 24 | 454 | 18.9 |
| 15. Larry Friend (1957)..... | 26 | 491 | 18.9 |



Anasley Truitt


REBOUNDS

| | |
|--------------------------------|-----|
| 1. Anasley Truitt (1972)..... | 382 |
| 2. Darrall Imhoff (1960)..... | 371 |
| 3. Bob Presley (1968)..... | 347 |
| 4. Mark McNamara (1982)..... | 341 |
| 5. Ryan Anderson (2008)..... | 328 |
| 6. Darrall Imhoff (1959)..... | 318 |
| 7. Richard Solomon (2014)..... | 307 |
| 8. Anasley Truitt (1972)..... | 306 |
| 9. Bill McClintock (1960)..... | 289 |
| 10. Bob Presley (1969)..... | 282 |
| 11. Sean Lampley (1999)..... | 280 |
| 12. Leon Powe (2006)..... | 273 |

REBOUNDING AVERAGE

(Minimum 225 Rebounds)

| | G | REB | AVG |
|---------------------------------|----|-----|------|
| 1. Bob Presley (1968)..... | 24 | 347 | 14.5 |
| 2. Anasley Truitt (1972)..... | 29 | 382 | 13.2 |
| 3. Mark McNamara (1982)..... | 27 | 341 | 12.6 |
| 4. Darrall Imhoff (1960)..... | 30 | 371 | 12.4 |
| 5. Anasley Truitt (1971)..... | 25 | 306 | 12.2 |
| 6. Bob Presley (1969)..... | 25 | 282 | 11.3 |
| 7. Bob McKeen (1955)..... | 24 | 264 | 11.0 |
| Darrall Imhoff (1959)..... | 29 | 318 | 11.0 |
| 9. Brian Hendrick (1992)..... | 19 | 204 | 10.7 |
| 10. Bill McClintock (1961)..... | 22 | 233 | 10.6 |
| 11. Mark McNamara (1981)..... | 26 | 272 | 10.5 |
| 12. Richard Solomon (2014)..... | 30 | 307 | 10.2 |
| 13. Leon Powe (2006)..... | 27 | 273 | 10.1 |
| Bob McKeen (1954)..... | 27 | 272 | 10.1 |



Mark McNamara

FIELD GOALS MADE

| | |
|---------------------------------|-----|
| 1. Lamond Murray (1994)..... | 262 |
| 2. Joe Shipp (2003)..... | 241 |
| 3. Leonard Taylor (1989)..... | 233 |
| 4. Mark McNamara (1982)..... | 231 |
| 5. Ryan Anderson (2008)..... | 230 |
| Lamond Murray (1993)..... | 230 |
| 7. Ansley Truitt (1972)..... | 226 |
| 8. Russ Critchfield (1967)..... | 225 |
| 9. Ed Gray (1997)..... | 224 |
| 10. Allen Crabbe (2013)..... | 215 |


FIELD GOALS ATTEMPTED

| | |
|-------------------------------------|-----|
| 1. Lamond Murray (1994)..... | 550 |
| 2. Ansley Truitt (1972)..... | 512 |
| 3. Russ Critchfield (1967)..... | 493 |
| 4. Ed Gray (1997)..... | 486 |
| 5. Bill Hagler (1951)..... | 474 |
| 6. Ryan Anderson (2008)..... | 469 |
| 7. Allen Crabbe (2013)..... | 468 |
| 8. Joe Shipp (2003)..... | 465 |
| 9. Jerome Randle (2010)..... | 460 |
| 10. Patrick Christopher (2010)..... | 457 |

FIELD GOAL PERCENTAGE

(Minimum 50 made)

| | FG-FGA | PCT |
|--------------------------------|---------|------|
| 1. Mark McNamara (1982)..... | 231-329 | .702 |
| 2. Tony Gonzalez (1995)..... | 71-111 | .640 |
| 3. Robert Thurman (2012)..... | 51-80 | .638 |
| 4. Solomon Hughes (2001)..... | 107-170 | .629 |
| 5. Mark McNamara (1981)..... | 182-295 | .617 |
| 6. Alfred Grigsby (1993)..... | 116-194 | .598 |
| 7. David Kravish (2012)..... | 98-165 | .594 |
| 8. Solomon Hughes (2002)..... | 95-160 | .594 |
| 9. Brian Hendrick (1990)..... | 175-295 | .593 |
| 10. Leonard Taylor (1987)..... | 87-147 | .592 |



Jackie Ridgle



Billy Dreher

THREE-POINT FIELD GOALS MADE

| | |
|-------------------------------|----|
| 1. Jerome Randle (2010) | 92 |
| 2. Allen Crabbe (2012) | 83 |
| 3. Jerome Randle (2009) | 82 |
| 4. Ryan Drew (1990) | 68 |
| 5. Allen Crabbe (2013) | 64 |
| Ryan Anderson (2008) | 64 |
| Bill Elleby (1992) | 64 |
| 8. Allen Crabbe (2011) | 62 |
| 9. Ayinde Ubaka (2006) | 61 |
| Amit Tamir (2003) | 61 |

THREE-POINT FIELD GOALS ATTEMPTED

| | |
|-------------------------------------|-----|
| 1. Jerome Randle (2010) | 228 |
| 2. Allen Crabbe (2012) | 208 |
| 3. Allen Crabbe (2013) | 184 |
| 4. Jerome Randle (2009) | 177 |
| 5. Patrick Christopher (2010) | 172 |
| 6. Randy Duck (1997) | 165 |
| Ayinde Ubaka (2007) | 165 |
| 8. Ayinde Ubaka (2006) | 164 |
| 9. Ryan Drew (1990) | 162 |
| 10. Ryan Anderson (2008) | 156 |

THREE-POINT FIELD GOAL PERCENTAGE

(Minimum 20 made)

| | 3P-3PA | PCT |
|---------------------------------|--------|------|
| 1. Billy Dreher (1991) | 56-112 | .500 |
| 2. Theo Robertson (2009) | 56-115 | .487 |
| 3. Bill Elleby (1992) | 64-138 | .464 |
| 4. Jerome Randle (2009) | 82-177 | .463 |
| 5. Keith Smith (1990) | 42-91 | .462 |
| 6. Theo Robertson (2010) | 48-106 | .453 |
| Omar Wilkes (2006) | 24-53 | .453 |
| Ryan Forehan-Kelly (2000) | 24-53 | .453 |
| 9. Richard Midgley (2003) | 44-98 | .449 |
| 10. Brian Wethers (2001) | 25-57 | .439 |

FREE THROWS MADE

| | |
|-------------------------------------|-----|
| 1. Leon Powe (2006) | 194 |
| 2. Jackie Ridgle (1969) | 187 |
| 3. Sean Lampley (2001) | 180 |
| 4. Ryan Anderson (2008) | 173 |
| 5. Shareef Abdur-Rahim (1996) | 170 |
| 6. Leonard Taylor (1989) | 167 |
| 7. Jorge Gutierrez (2011) | 161 |
| 8. Jackie Ridgle (1970) | 160 |
| 9. Lamond Murray (1994) | 159 |
| 10. Ed Gray (1997) | 158 |

FREE THROWS ATTEMPTED

| | |
|-------------------------------------|-----|
| 1. Leon Powe (2006) | 270 |
| 2. Jackie Ridgle (1969) | 253 |
| 3. Shareef Abdur-Rahim (1996) | 249 |
| 4. Sean Lampley (2001) | 244 |
| 5. Mark McNamara (1982) | 242 |
| 6. Jackie Ridgle (1970) | 216 |
| 7. Lamond Murray (1994) | 208 |
| 8. Leonard Taylor (1989) | 206 |
| 9. Leon Powe (2004) | 205 |
| 10. Jorge Gutierrez (2011) | 201 |

FREE THROW PERCENTAGE

(Minimum 40 made)

| | FT-FTA | PCT |
|-------------------------------------|---------|------|
| 1. Jerome Randle (2010) | 139-149 | .933 |
| 2. Shantay Legans (2002) | 51-57 | .895 |
| 3. Dan Lufkin (1963) | 41-46 | .891 |
| 4. Michael Chavez (1982) | 48-55 | .873 |
| 5. Jerome Randle (2008) | 67-77 | .870 |
| 6. Ryan Anderson (2008) | 173-199 | .868 |
| 7. Jerome Randle (2009) | 139-161 | .863 |
| Jamal Boykin (2010) | 63-73 | .863 |
| 9. Patrick Christopher (2010) | 80-93 | .860 |
| 10. Shantay Legans (2000) | 66-77 | .857 |



Leon Powe



Kevin Johnson

ASSISTS

| | |
|-----------------------------------|-----|
| 1. Jason Kidd (1994) | 272 |
| 2. Jason Kidd (1993) | 222 |
| 3. Keith Smith (1990) | 205 |
| 4. Justin Cobbs (2014) | 204 |
| 5. Prentice McGruder (1997) | 197 |
| 6. Keith Smith (1989) | 193 |
| 7. Jelani Gardner (1995) | 175 |
| Kevin Johnson (1986) | 175 |
| 9. Kevin Johnson (1987) | 170 |
| 10. Justin Cobbs (2012) | 169 |
| 11. Jerome Randle (2009) | 165 |

STEALS


| | |
|-------------------------------------|-----|
| 1. Jason Kidd (1993) | 110 |
| 2. Jason Kidd (1994) | 94 |
| 3. Gene Ransom (1978) | 63 |
| 4. Prentice McGruder (1997) | 59 |
| 5. A.J. Diggs (2003) | 57 |
| 6. Patrick Christopher (2010) | 56 |
| 7. Thomas Kilgore (1999) | 55 |
| 8. Jorge Gutierrez (2011) | 54 |
| 9. Anwar McQueen (1997) | 52 |
| Shareef Abdur-Rahim (1996) | 52 |

BLOCKED SHOTS

| | |
|----------------------------------|----|
| 1. David Kravish (2014) | 73 |
| 2. David Kravish (2013) | 63 |
| 3. Michael Stewart (1994) | 59 |
| 4. Michael Stewart (1997) | 56 |
| 5. Jamal Sampson (2002) | 54 |
| 6. Michael Stewart (1995) | 49 |
| 7. DeVon Hardin (2006) | 48 |
| 8. Michael Stewart (1996) | 43 |
| 9. Francisco Elson (1999) | 42 |
| 10. David Kravish (2012) | 41 |
| 11. Richard Solomon (2014) | 39 |

GAMES PLAYED

| | |
|----------------------------------|----|
| 1. Merv LaFaille (1946) | 36 |
| Jim Smith (1946) | 36 |
| Bob Hogeboom (1946) | 36 |
| 4. David Kravish (2014) | 35 |
| Justin Cobbs (2014) | 35 |
| Tyrone Wallace (2014) | 35 |
| Jordan Mathews | 35 |
| Jamal Boykin (2010) | 35 |
| Patrick Christopher (2010) | 35 |
| Jerome Randle (2010) | 35 |
| Chris Washington (1987) | 35 |
| Keith Smith (1987) | 35 |



Russ Critchfield

FREE THROW PERCENTAGE

| YEAR | PLAYER | FT-FTA | PCT |
|---------|-------------------|---------|------|
| 1946-47 | Andy Wolfe | 55-81 | .679 |
| 1947-48 | Andy Wolfe | 76-112 | .679 |
| 1948-49 | Bill Hagler | 71-116 | .612 |
| 1949-50 | John Cunningham | 33-48 | .688 |
| 1950-51 | Bob See | 70-106 | .660 |
| 1951-52 | Larry Horan | 50-72 | .694 |
| 1952-53 | Bob Matheny | 103-127 | .811 |
| 1953-54 | Bob Matheny | 123-168 | .732 |
| 1954-55 | Mike Diaz | 68-93 | .731 |
| 1955-56 | Mike Diaz | 44-55 | .800 |
| 1956-57 | Duane Asplund | 73-93 | .785 |
| 1957-58 | Don McIntosh | 70-89 | .787 |
| 1958-59 | Denny Fitzpatrick | 82-96 | .854 |
| 1959-60 | Dick Doughty | 50-75 | .667 |
| 1960-61 | Earl Shultz | 71-86 | .826 |
| 1961-62 | Jim Smith | 45-62 | .726 |
| 1962-63 | Dan Lufkin | 41-46 | .891 |
| 1963-64 | Dan Wolthers | 132-180 | .733 |
| 1964-65 | Dan Wolthers | 134-164 | .812 |
| 1965-66 | Steve Smith | 46-58 | .793 |
| 1966-67 | Charlie Perkins | 110-130 | .846 |
| 1967-68 | Russ Critchfield | 93-117 | .795 |
| 1968-69 | Bob White | 41-48 | .854 |
| 1969-70 | Jackie Ridgle | 160-216 | .741 |
| 1970-71 | Phil Chenier | 71-96 | .740 |
| 1971-72 | Bill Duwe | 77-91 | .846 |
| 1972-73 | Rickie Hawthorne | 61-85 | .718 |
| 1973-74 | Rock Lee | 44-61 | .721 |
| 1974-75 | Carl Bird | 68-85 | .800 |
| 1975-76 | Connie White | 57-74 | .770 |
| 1976-77 | Ray Murry | 121-150 | .807 |
| 1978-79 | Kevin Singleton | 72-96 | .750 |
| 1979-80 | Michael Chavez | 50-61 | .820 |
| 1980-81 | Michael Chavez | 32-39 | .821 |
| 1981-82 | Michael Chavez | 48-55 | .873 |
| 1982-83 | Michael Chavez | 68-80 | .850 |
| 1983-84 | Dave Butler | 76-101 | .752 |
| 1984-85 | Chris Washington | 90-121 | .744 |
| 1985-86 | Kevin Johnson | 123-151 | .815 |
| 1986-87 | Jon Wheeler | 65-77 | .844 |
| 1987-88 | Roy Fisher | 49-61 | .803 |
| 1988-89 | Leonard Taylor | 167-206 | .811 |
| 1989-90 | Roy Fisher | 125-161 | .776 |

| | | | |
|---------|-----------------|---------|------|
| 1990-91 | Bill Elleby | 68-83 | .819 |
| 1991-92 | Bill Elleby | 53-66 | .803 |
| 1992-93 | Jerod Haase | 56-71 | .789 |
| 1993-94 | Lamond Murray | 159-208 | .764 |
| 1994-95 | Monty Buckley | 91-131 | .695 |
| 1995-96 | Ed Gray | 106-134 | .791 |
| 1996-97 | Ed Gray | 158-200 | .790 |
| 1997-98 | Michael Gill | 32-41 | .780 |
| 1998-99 | Thomas Kilgore | 127-156 | .814 |
| 1999-00 | Shantay Legans | 66-77 | .857 |
| 2000-01 | Shantay Legans | 73-93 | .785 |
| 2001-02 | Shantay Legans | 51-57 | .895 |
| 2002-03 | Amit Tamir | 96-120 | .800 |
| 2003-04 | Amit Tamir | 38-46 | .826 |
| 2004-05 | Richard Midgley | 80-105 | .762 |
| 2005-06 | Ayinde Ubaka | 110-132 | .833 |
| 2006-07 | Jerome Randle | 48-59 | .814 |
| 2007-08 | Jerome Randle | 67-77 | .870 |
| 2008-09 | Jerome Randle | 139-161 | .863 |
| 2009-10 | Jerome Randle | 139-149 | .933 |
| 2010-11 | Harper Kamp | 129-158 | .816 |
| 2011-12 | Allen Crabbe | 75-89 | .843 |
| 2012-13 | Justin Cobbs | 127-151 | .841 |
| 2013-14 | Justin Cobbs | 143-175 | .817 |

ASSISTS

| YEAR | PLAYER | G | AST | AVG |
|---------|-------------------|----|-----|-----|
| 1965-66 | Russ Critchfield | 25 | 36 | 1.4 |
| 1966-67 | Russ Critchfield | 26 | 60 | 2.3 |
| 1967-68 | Russ Critchfield | 23 | 34 | 1.5 |
| 1968-69 | Charles Johnson* | 15 | 54 | 3.6 |
| 1969-70 | Phil Chenier | 26 | 89 | 3.4 |
| 1970-71 | Charles Johnson | 25 | 107 | 4.3 |
| 1971-72 | Eric Long | 29 | 149 | 5.1 |
| 1972-73 | Brady Allen | 25 | 88 | 3.5 |
| 1973-74 | Brady Allen | 26 | 69 | 2.7 |
| 1974-75 | Rickie Hawthorne | 26 | 122 | 4.7 |
| 1975-76 | Gene Ransom | 26 | 86 | 3.3 |
| 1976-77 | Gene Ransom | 27 | 137 | 5.1 |
| 1977-78 | Gene Ransom | 27 | 133 | 4.9 |
| 1978-79 | Kevin Sparks | 27 | 81 | 3.0 |
| 1979-80 | Michael Chavez | 27 | 88 | 3.3 |
| 1980-81 | Butch Hays | 27 | 83 | 3.1 |
| 1981-82 | Butch Hays | 27 | 119 | 4.4 |
| 1982-83 | Butch Hays | 28 | 125 | 4.5 |
| 1983-84 | Butch Hays | 28 | 69 | 2.5 |
| 1984-85 | Kevin Johnson | 27 | 111 | 4.1 |
| 1985-86 | Kevin Johnson | 29 | 175 | 6.0 |
| 1986-87 | Kevin Johnson | 34 | 170 | 5.0 |
| 1987-88 | Keith Smith | 28 | 108 | 3.9 |
| 1988-89 | Keith Smith | 33 | 193 | 5.8 |
| 1989-90 | Keith Smith | 32 | 205 | 6.4 |
| 1990-91 | Roy Fisher | 28 | 117 | 4.2 |
| 1991-92 | K.J. Roberts | 28 | 127 | 4.5 |
| 1992-93 | Jason Kidd | 29 | 222 | 7.7 |
| 1993-94 | Jason Kidd | 30 | 272 | 9.1 |
| 1994-95 | Jelani Gardner | 27 | 175 | 6.5 |
| 1995-96 | Jelani Gardner | 25 | 98 | 3.9 |
| 1996-97 | Prentice McGruder | 31 | 197 | 6.4 |
| 1997-98 | Raymond King | 27 | 89 | 3.3 |
| 1998-99 | Geno Carlisle | 33 | 129 | 3.9 |
| 1999-00 | Shantay Legans | 33 | 121 | 3.7 |
| 2000-01 | Shantay Legans | 31 | 148 | 4.8 |
| 2001-02 | Shantay Legans | 31 | 117 | 3.8 |
| 2002-03 | Brian Wethers | 31 | 94 | 3.0 |
| 2003-04 | Ayinde Ubaka | 28 | 108 | 3.9 |
| 2004-05 | Martin Smith | 29 | 113 | 3.9 |
| 2005-06 | Ayinde Ubaka | 31 | 119 | 3.8 |
| 2006-07 | Ayinde Ubaka | 33 | 142 | 4.3 |
| 2007-08 | Jerome Randle | 31 | 116 | 3.7 |
| 2008-09 | Jerome Randle | 33 | 165 | 5.0 |
| 2009-10 | Jerome Randle | 35 | 150 | 4.2 |
| 2010-11 | Jorge Gutierrez | 33 | 148 | 4.4 |
| 2011-12 | Justin Cobbs | 34 | 169 | 5.0 |
| 2012-13 | Justin Cobbs | 33 | 158 | 4.8 |
| 2013-14 | Justin Cobbs | 35 | 204 | 5.8 |

STEALS

| YEAR | PLAYER | G | ST | AVG |
|---------|-----------------------|-----------|-----------|------------|
| 1977-78 | Gene Ransom | 27 | 63 | 2.3 |
| 1978-79 | John Caselli | 26 | 30 | 1.2 |
| 1979-80 | Michael Chavez | 27 | 42 | 1.6 |
| 1980-81 | Butch Hays | 27 | 42 | 1.6 |
| 1981-82 | Butch Hays | 27 | 43 | 1.6 |
| 1982-83 | Butch Hays | 28 | 50 | 1.8 |
| 1983-84 | Chris Washington | 28 | 36 | 1.3 |
| 1984-85 | Kevin Johnson | 27 | 49 | 1.8 |
| 1985-86 | Kevin Johnson | 29 | 32 | 1.1 |
| 1986-87 | Kevin Johnson | 34 | 51 | 1.5 |
| 1987-88 | Keith Smith | 28 | 34 | 1.2 |
| 1988-89 | Keith Smith | 33 | 48 | 1.5 |
| 1989-90 | Roy Fisher | 32 | 41 | 1.3 |
| 1990-91 | Roy Fisher | 28 | 39 | 1.4 |
| 1991-92 | K.J. Roberts | 28 | 39 | 1.4 |
| 1992-93 | Jason Kidd | 29 | 110 | 3.8 |
| 1993-94 | Jason Kidd | 30 | 94 | 3.1 |
| 1994-95 | Jelani Gardner | 27 | 41 | 1.5 |
| 1995-96 | S. Abdur-Rahim | 28 | 52 | 1.9 |
| 1996-97 | Prentice McGruder | 31 | 59 | 1.9 |
| 1997-98 | Thomas Kilgore | 21 | 45 | 2.1 |
| 1998-99 | Thomas Kilgore | 30 | 55 | 1.8 |
| 1999-00 | Shantay Legans | 33 | 51 | 1.5 |
| 2000-01 | Shantay Legans | 31 | 43 | 1.4 |
| 2001-02 | A.J. Diggs | 32 | 47 | 1.5 |
| 2002-03 | A.J. Diggs | 30 | 57 | 1.9 |
| 2003-04 | A.J. Diggs | 28 | 38 | 1.4 |
| 2004-05 | Richard Midgley | 26 | 30 | 1.2 |
| 2005-06 | Richard Midgley | 30 | 30 | 1.0 |
| 2006-07 | Theo Robertson | 33 | 27 | 0.8 |
| 2007-08 | Jerome Randle | 31 | 26 | 0.8 |
| 2008-09 | Jorge Gutierrez | 33 | 27 | 0.8 |
| 2009-10 | Patrick Christopher | 35 | 56 | 1.6 |
| 2010-11 | Jorge Gutierrez | 33 | 54 | 1.6 |
| 2011-12 | Jorge Gutierrez | 33 | 39 | 1.2 |
| 2012-13 | Allen Crabbe | 33 | 37 | 1.1 |
| 2013-14 | Justin Cobbs | 33 | 37 | 1.1 |
| 2013-14 | Tyrone Wallace | 35 | 44 | 1.3 |

BLOCKED SHOTS

| YEAR | PLAYER | G | BL | AVG |
|---------|----------------------|-----------|-----------|------------|
| 1978-79 | Tom Schneiderjohn | 27 | 29 | 1.1 |
| 1979-80 | Doug True | 27 | 21 | 0.8 |
| 1980-81 | Mark McNamara | 26 | 19 | 0.7 |
| 1981-82 | Mark McNamara | 27 | 25 | 0.9 |
| 1982-83 | Dave Butler | 28 | 19 | 0.7 |
| | Michael Pitts | 28 | 19 | 0.7 |
| 1983-84 | Dave Butler | 26 | 19 | 0.7 |
| 1984-85 | Leonard Taylor | 28 | 21 | 0.8 |
| 1985-86 | Leonard Taylor | 29 | 13 | 0.4 |
| 1986-87 | Leonard Taylor | 14 | 11 | 0.8 |
| 1987-88 | Bryant Walton | 28 | 14 | 0.5 |
| 1988-89 | Andre Reyes | 31 | 15 | 0.4 |
| | Roy Fisher | 31 | 15 | 0.4 |
| 1989-90 | Brian Hendrick | 32 | 32 | 1.0 |
| 1990-91 | Brian Hendrick | 28 | 31 | 1.1 |
| 1991-92 | Brian Hendrick | 19 | 16 | 0.8 |
| 1992-93 | Lamond Murray | 30 | 25 | 0.8 |
| 1993-94 | Michael Stewart | 30 | 59 | 2.0 |
| 1994-95 | Michael Stewart | 27 | 49 | 1.8 |
| 1995-96 | Michael Stewart | 28 | 43 | 1.5 |
| 1996-97 | Michael Stewart | 32 | 56 | 1.8 |
| 1997-98 | Francisco Elson | 27 | 25 | 0.9 |
| 1998-99 | Francisco Elson | 32 | 42 | 1.3 |
| 1999-00 | Solomon Hughes | 33 | 36 | 1.1 |
| 2000-01 | Solomon Hughes | 31 | 30 | 1.0 |
| 2001-02 | Jamal Sampson | 32 | 54 | 1.7 |
| 2002-03 | Gabriel Hughes | 31 | 32 | 1.0 |
| 2003-04 | Dominic McGuire | 26 | 22 | 0.8 |
| 2004-05 | Dominic McGuire | 28 | 31 | 1.1 |
| 2005-06 | DeVon Hardin | 31 | 48 | 1.5 |
| 2006-07 | DeVon Hardin | 11 | 21 | 1.9 |
| 2007-08 | DeVon Hardin | 30 | 37 | 1.2 |
| 2008-09 | Jordan Wilkes | 32 | 14 | 0.4 |
| 2009-10 | Max Zhang | 27 | 37 | 1.0 |
| 2010-11 | Richard Solomon | 33 | 27 | 0.8 |
| 2011-12 | David Kravish | 34 | 41 | 1.2 |
| 2012-13 | David Kravish | 33 | 63 | 1.9 |
| 2013-14 | David Kravish | 35 | 73 | 2.1 |



Shareef Abdur-Rahim

TOTAL POINTS

- Shareef Abdur-Rahim (1996) 590
- Ryan Anderson (2007) 539
- Brian Hendrick (1990) 478
- Allen Crabbe (2011) 414
- Leon Powe (2004) 409
- Lamond Murray (1992) 387
- Jason Kidd (1993) 378
- Tremaine Fowlkes (1995) 361
- Michael Pitts (1980) 354
- Leonard Taylor (1985) 347

SCORING AVERAGE

- Shareef Abdur-Rahim (1996) 21.1
- Ryan Anderson (2007) 16.3
- Leon Powe (2004) 15.1
- Brian Hendrick (1990) 14.9
- Rickie Hawthorne (1973) 14.2
- Lamond Murray (1992) 13.8
- Tremaine Fowlkes (1995) 13.4
- Allen Crabbe (2011) 13.4
- Gene Ransom (1976) 13.2
- Michael Pitts (1980) 13.1

REBOUNDS

- Ryan Anderson (2007) 269
- Leon Powe (2004) 256
- Bob McKeen (1952) 249
- Brian Hendrick (1990) 242
- Shareef Abdur-Rahim (1996) 236
- Nick Vander Laan (2000) 221
- Jamal Sampson (2002) 209
- Michael Pitts (1980) 198
- David Kravish (2012) 190**
- Doug True (1977) 182

REBOUNDING AVERAGE

- Leon Powe (2004) 9.5
- Bob McKeen (1952) 8.6
- Shareef Abdur-Rahim (1996) 8.4
- Ryan Anderson (2007) 8.2
- Brian Hendrick (1990) 7.6
- Michael Pitts (1980) 7.3
- Nick Vander Laan (2000) 6.7
- Doug True (1977) 6.7
- Roy Fisher (1988) 6.7
- Tremaine Fowlkes (1995) 6.7

FIELD GOALS MADE

- Shareef Abdur-Rahim (1996) 206
- Ryan Anderson (2007) 189
- Brian Hendrick (1990) 175
- Lamond Murray (1992) 152
- Leon Powe (2004) 142
- Michael Pitts (1980) 141
- Allen Crabbe (2011) 139
- Gene Ransom (1976) 136
- Michael Chavez (1980) 135
- Jason Kidd (1993) 133
- Sam Potter (1981) 133

FIELD GOAL PCT.

(Minimum 50 made)

- | | FG-FGA | PCT |
|-------------------------------------|---------------|-------------|
| 1. Tony Gonzalez (1995) | 71-111 | .640 |
| 2. David Kravish (2012)..... | 98-165 | .594 |
| 3. Brian Hendrick (1990) | 175-295 | .593 |
| 4. Alfred Grigsby (1992) | 110-191 | .576 |
| 5. Richard Solomon (2011)..... | 67-120 | .558 |
| 6. Marquise Kately (2004)..... | 121-226 | .535 |
| 7. Leonard Taylor (1985)..... | 125-235 | .532 |
| 8. S. Abdur-Rahim (1996)..... | 206-398 | .518 |
| 9. Kevin Johnson (1984)..... | 98-192 | .510 |
| 10. DeVon Hardin (2005)..... | 52-103 | .505 |



Ryan Anderson

THREE-POINT FIELD GOALS MADE

- Allen Crabbe (2011) 62
- Ryan Drew (1988) 60
- Ryan Anderson (2007) 58
- Shantay Legans (2000) 47
- Richard Midgley (2003) 44

THREE-POINT FIELD GOAL PERCENTAGE

(Minimum 20 made)

- | | 3P-3PA | PCT |
|--------------------------------|--------|------|
| 1. Richard Midgley (2003)..... | 44-98 | .449 |
| 2. Shantay Legans (2000)..... | 47-110 | .427 |
| 3. Theo Robertson (2006)..... | 24-59 | .407 |
| 4. Bryant Walton (1987)..... | 38-94 | .404 |
| 5. Allen Crabbe (2011)..... | 62-155 | .400 |

FREE THROWS MADE

- Shareef Abdur-Rahim (1996) 170
- Brian Hendrick (1990) 128
- Leon Powe (2004) 125
- Ryan Anderson (2007) 103
- Leonard Taylor (1985) 97
- Tremaine Fowlkes (1995) 94
- Jason Kidd (1993) 88
- Nick Vander Laan (2000) 85
- Kevin Johnson (1984) 75
- Jelani Gardner (1995) 74
- Allen Crabbe (2011) 74

FREE THROW PCT.

(Minimum 30 made)

- | | FT-FTA | PCT |
|---------------------------------------|--------------|-------------|
| 1. Shantay Legans (2000)..... | 66-77 | .857 |
| 2. Michael Chavez (1980)..... | 50-61 | .820 |
| 3. Donte Smith (2000)..... | 51-63 | .810 |
| 4. Jabari Bird (2014)..... | 41-51 | .804 |
| Allen Crabbe (2011)..... | 74-92 | .804 |
| 6. Roy Fisher (1988)..... | 49-61 | .803 |
| 7. Ryan Anderson (2007)..... | 103-129 | .798 |
| 8. Jerod Haase (1993)..... | 56-71 | .789 |
| 9. Theo Robertson (2006)..... | 42-54 | .778 |
| 10. Joe Shipp (2000)..... | 43-56 | .768 |
| 11. Jordan Mathews (2014)..... | 64-84 | .762 |

ASSISTS

- Jason Kidd (1993) 222
- Jelani Gardner (1995) 175
- K.J. Roberts (1992) 127
- Shantay Legans (2000) 121
- Ayinde Ubaka (2004) 108

STEALS

- Jason Kidd (1993) 110
- Shareef Abdur-Rahim (1996) 52
- Shantay Legans (2000) 51
- Butch Hays (1981) 42
- Michael Chavez (1980) 42


BLOCKED SHOTS

- Michael Stewart (1994) 59
- Jamal Sampson (2002) 54
- David Kravish (2012).....**
- Shareef Abdur-Rahim (1996) 35
- Brian Hendrick (1990) 32
- Richard Solomon (2011)..... 27



1. Jerome Randle – Guard, 5-10, 172

| Season | G | FG-FGA | 3P-3PA | FT-FTA | TP | AVG |
|---------------|------------|-----------------|----------------|----------------|-------------|-------------|
| 2006-07 | 33 | 70-180 | 26-86 | 48-59 | 214 | 6.5 |
| 2007-08 | 27 | 124-290 | 52-131 | 67-77 | 367 | 11.8 |
| 2008-09 | 33 | 191-381 | 82-177 | 139-161 | 603 | 18.3 |
| 2009-10 | 35 | 210-460 | 92-228 | 139-149 | 651 | 18.6 |
| Totals | 132 | 595-1311 | 252-622 | 393-446 | 1835 | 13.9 |




2. Sean Lampley — Forward, 6-7, 225

| Season | G | FG-FGA | 3P-3PA | FT-FTA | TP | AVG |
|---------------|------------|-----------------|--------------|----------------|-------------|-------------|
| 1997-98 | 27 | 89-198 | 5-19 | 43-73 | 226 | 8.4 |
| 1998-99 | 32 | 151-307 | 4-12 | 90-142 | 396 | 12.4 |
| 1999-00 | 33 | 212-417 | 1-17 | 124-192 | 549 | 16.6 |
| 2000-01 | 31 | 209-416 | 7-33 | 180-244 | 605 | 19.5 |
| Totals | 123 | 661-1338 | 17-81 | 437-651 | 1776 | 14.4 |




3. Patrick Christopher – Guard, 6-5, 220

| Season | G | FG-FGA | 3P-3PA | FT-FTA | TP | AVG |
|---------------|------------|-----------------|----------------|----------------|-------------|-------------|
| 2006-07 | 33 | 71-153 | 13-39 | 18-26 | 173 | 5.2 |
| 2007-08 | 33 | 188-412 | 45-135 | 82-103 | 503 | 15.2 |
| 2008-09 | 33 | 176-399 | 48-134 | 78-94 | 478 | 14.5 |
| 2009-10 | 35 | 204-457 | 58-172 | 80-93 | 546 | 15.6 |
| Totals | 134 | 639-1421 | 164-480 | 258-316 | 1700 | 12.7 |



4. Lamond Murray — Forward, 6-7, 220

| Season | G | FG-FGA | 3P-3PA | FT-FTA | TP | AVG |
|---------------|-----------|-----------------|---------------|----------------|-------------|-------------|
| 1991-92 | 28 | 152-321 | 17-56 | 66-93 | 387 | 13.8 |
| 1992-93 | 30 | 230-445 | 36-99 | 76-121 | 572 | 19.1 |
| 1993-94 | 30 | 262-550 | 46-139 | 159-208 | 729 | 24.3 |
| Totals | 88 | 644-1316 | 99-294 | 301-422 | 1688 | 19.2 |



5. Joe Shipp — Forward, 6-5, 220


| Season | G | FG-FGA | 3P-3PA | FT-FTA | TP | AVG |
|---------------|------------|-----------------|----------------|----------------|-------------|-------------|
| 1999-00 | 33 | 109-235 | 40-121 | 43-56 | 301 | 9.1 |
| 2000-01 | 31 | 95-216 | 34-108 | 35-50 | 259 | 8.4 |
| 2001-02 | 32 | 162-333 | 43-122 | 107-137 | 474 | 14.8 |
| 2002-03 | 31 | 241-465 | 40-113 | 110-145 | 632 | 20.4 |
| Totals | 127 | 607-1249 | 157-464 | 295-388 | 1666 | 13.1 |



Brian Hendrick



Jerome Randle




6. Kevin Johnson — Guard, 6-1, 180

| Season | G | FG-FGA | 3P-3PA | FT-FTA | TP | AVG |
|---------------|------------|-----------------|---------------|----------------|-------------|-------------|
| 1983-84 | 28 | 98-192 | | 75-104 | 271 | 9.7 |
| 1984-85 | 27 | 127-282 | | 94-142 | 348 | 12.9 |
| 1985-86 | 29 | 164-335 | | 123-151 | 451 | 15.6 |
| 1986-87 | 34 | 212-450 | 48-124 | 113-138 | 585 | 17.2 |
| Totals | 118 | 601-1259 | 48-124 | 405-535 | 1655 | 14.0 |




7. Bob McKeen — Center, 6-7, 220

| Season | G | FG-FGA | 3P-3PA | FT-FTA | TP | AVG |
|---------------|------------|-----------------|--------|----------------|-------------|-------------|
| 1951-52 | 30 | 124-337 | | 43-93 | 291 | 9.7 |
| 1952-53 | 26 | 175-417 | | 107-191 | 457 | 17.6 |
| 1953-54 | 27 | 169-404 | | 93-162 | 431 | 16.0 |
| 1954-55 | 24 | 181-443 | | 113-197 | 475 | 19.8 |
| Totals | 107 | 649-1601 | | 356-643 | 1654 | 15.5 |



8. Leonard Taylor — Forward/Center, 6-8, 220

| Season | G | FG-FGA | 3P-3PA | FT-FTA | TP | AVG |
|---------------|------------|---------------------|--------------|----------------|-------------|-------------|
| 1984-85 | 28 | 125-235 | | 97-134 | 347 | 12.4 |
| 1985-86 | 29 | 131-257 | | 84-117 | 346 | 11.9 |
| 1986-87 | 14 | 87-147 | 0-0 | 92-114 | 266 | 19.0 |
| 1987-88 | | (Redshirt - injury) | | | | |
| 1988-89 | 33 | 233-432 | 16-41 | 167-206 | 649 | 19.7 |
| Totals | 104 | 576-1071 | 16-41 | 440-571 | 1608 | 15.5 |




9. Brian Hendrick — Forward, 6-9, 225

| Season | G | FG-FGA | 3P-3PA | FT-FTA | TP | AVG |
|---------------|------------|-----------------|------------|----------------|-------------|-------------|
| 1989-90 | 32 | 175-295 | 0-0 | 128-188 | 478 | 14.9 |
| 1990-91 | 28 | 189-340 | 0-0 | 114-152 | 492 | 17.6 |
| 1991-92 | 19 | 115-241 | 0-2 | 75-112 | 305 | 16.1 |
| 1992-93 | 27 | 101-206 | 0-0 | 79-116 | 281 | 10.4 |
| Totals | 106 | 580-1082 | 0-2 | 396-568 | 1556 | 14.7 |




10. Allen Crabbe — Guard, 6-6, 210

| Season | G | FG-FGA | 3P-3PA | FT-FTA | TP | AVG |
|---------------|-----------|-----------------|----------------|----------------|-------------|-------------|
| 2010-11 | 31 | 139-312 | 62-155 | 74-92 | 414 | 13.4 |
| 2011-12 | 34 | 179-415 | 83-208 | 75-89 | 516 | 15.2 |
| 2012-13 | 33 | 215-468 | 64-184 | 113-139 | 607 | 18.4 |
| Totals | 98 | 533-1195 | 209-547 | 262-320 | 1537 | 15.7 |


29. Michael Chavez – G, 5-9, 160

| Season | G | FG-FGA | 3P-3PA | FT-FTA | TP | AVG |
|---------------|------------|-----------------|--------|----------------|-------------|-------------|
| 1979-80 | 27 | 135-310 | | 50-61 | 320 | 11.9 |
| 1980-81 | 27 | 86-176 | | 32-39 | 204 | 7.6 |
| 1981-82 | 27 | 115-248 | | 48-55 | 278 | 10.3 |
| 1982-83 | 27 | 146-310 | | 68-80 | 360 | 13.3 |
| Totals | 108 | 482-1044 | | 198-235 | 1162 | 10.8 |


30. Butch Hays – G, 6-4, 175


| Season | G | FG-FGA | 3P-3PA | FT-FTA | TP | AVG |
|---------------|------------|----------------|--------|----------------|-------------|-------------|
| 1980-81 | 27 | 76-155 | | 70-97 | 222 | 8.2 |
| 1981-82 | 27 | 96-217 | | 84-128 | 276 | 10.2 |
| 1982-83 | 28 | 107-228 | | 81-119 | 295 | 10.5 |
| 1983-84 | 28 | 135-325 | | 82-116 | 352 | 12.6 |
| Totals | 110 | 414-925 | | 317-460 | 1145 | 10.4 |


31. Harper Kamp – G, 6-8, 245

| Season | G | FG-FGA | 3P-3PA | FT-FTA | TP | AVG |
|---------------|------------|----------------|-------------|----------------|-------------|------------|
| 2007-08 | 33 | 53-108 | 3-8 | 35-48 | 144 | 4.4 |
| 2008-09 | 33 | 49-99 | 0-1 | 29-44 | 127 | 3.8 |
| 2009-10 | | DNP | | | | |
| 2010-11 | 33 | 169-320 | 2-10 | 129-158 | 469 | 14.2 |
| 2011-12 | 34 | 153-280 | 1-7 | 86-113 | 393 | 8.5 |
| Totals | 133 | 424-807 | 6-26 | 279-363 | 1133 | 8.5 |


32. Andy Wolfe – G, 6-1, 190

| Season | G | FG-FGA | 3P-3PA | FT-FTA | TP | AVG |
|---------------|-----------|------------|--------|----------------|-------------|-------------|
| 1945-46 | 34 | 199 | | 59-91 | 457 | 13.4 |
| 1946-47 | 31 | 107 | | 55-81 | 269 | 8.7 |
| 1947-48 | 32 | 155 | | 76-112 | 386 | 12.1 |
| Totals | 97 | 461 | | 190-284 | 1112 | 11.5 |


33. Ryan Drew – G, 6-3, 180

| Season | G | FG-FGA | 3P-3PA | FT-FTA | TP | AVG |
|---------------|------------|----------------|----------------|---------------|-------------|------------|
| 1987-88 | 29 | 114-269 | 60-152 | 31-43 | 319 | 11.0 |
| 1988-89 | 33 | 102-245 | 47-138 | 37-52 | 288 | 8.7 |
| 1989-90 | 32 | 111-245 | 68-162 | 24-35 | 312 | 9.8 |
| 1990-91 | 26 | 57-156 | 39-108 | 14-23 | 167 | 6.4 |
| Totals | 120 | 384-915 | 214-560 | 95-137 | 1086 | 9.1 |




Richard Midgley


34. Ed Gray – G, 6-3, 210

| Season | G | FG-FGA | 3P-3PA | FT-FTA | TP | AVG |
|---------------|-----------|----------------|---------------|----------------|-------------|-------------|
| 1995-96 | 28 | 146-339 | 40-119 | 106-134 | 438 | 15.6 |
| 1996-97 | 26 | 224-486 | 38-126 | 158-200 | 644 | 24.8 |
| Totals | 54 | 370-825 | 78-245 | 264-334 | 1082 | 20.0 |


35. Kevin Singleton – F/G, 6-6, 180


| Season | G | FG-FGA | 3P-3PA | FT-FTA | TP | AVG |
|---------------|------------|-----------------|--------|----------------|-------------|-------------|
| 1976-77 | 19 | 15-42 | | 15-21 | 45 | 2.4 |
| 1977-78 | 27 | 107-270 | | 49-76 | 308 | 9.7 |
| 1978-79 | 27 | 181-381 | | 72-96 | 434 | 16.1 |
| 1979-80 | 1 | 6-9 | | 0-0 | 12 | 12.0 |
| 1980-81 | 27 | 132-301 | | 50-74 | 314 | 11.6 |
| Totals | 101 | 441-1003 | | 186-267 | 1068 | 10.6 |


36. Larry Friend – F, 6-4, 200

| Season | G | FG-FGA | 3P-3PA | FT-FTA | TP | AVG |
|---------------|-----------|----------------|--------|----------------|-------------|-------------|
| 1954-55 | 20 | 94-236 | | 58-90 | 246 | 12.3 |
| 1955-56 | 25 | 109-270 | | 106-141 | 324 | 13.0 |
| 1956-57 | 26 | 177-397 | | 137-189 | 491 | 18.9 |
| Totals | 71 | 380-903 | | 301-420 | 1061 | 14.9 |


37. Amit Tamir – F/C, 6-10, 260


| Season | G | FG-FGA | 3P-3PA | FT-FTA | TP | AVG |
|---------------|-----------|----------------|----------------|----------------|-------------|-------------|
| 2001-02 | 24 | 92-230 | 25-77 | 29-35 | 238 | 9.9 |
| 2002-03 | 31 | 153-373 | 61-155 | 96-120 | 463 | 14.9 |
| 2003-04 | 28 | 133-304 | 50-141 | 38-46 | 354 | 12.6 |
| Totals | 83 | 378-907 | 136-373 | 163-201 | 1055 | 12.7 |


38. Michael Pitts – C, 6-11, 210


| Season | G | FG-FGA | 3P-3PA | FT-FTA | TP | AVG |
|---------------|-----------|----------------|--------|----------------|-------------|-------------|
| 1979-80 | 26 | 141-329 | | 72-115 | 354 | 13.1 |
| 1980-81 | 27 | 104-203 | | 30-57 | 238 | 8.8 |
| 1981-82 | 0 | 0-0 | | 0-0 | 0 | 0.0 |
| 1982-83 | 28 | 141-280 | | 122-169 | 404 | 14.4 |
| 1983-84 | 4 | 21-40 | | 6-9 | 48 | 12.0 |
| Totals | 85 | 407-852 | | 230-350 | 1044 | 12.3 |


39. Bill Hagler – F, 6-3, 180


| Season | G | FG-FGA | 3P-3PA | FT-FTA | TP | AVG |
|---------------|-----------|------------|--------|----------------|-------------|-------------|
| 1948-49 | 33 | 128 | | 71-122 | 327 | 9.9 |
| 1949-50 | 27 | 109-320 | | 70-123 | 288 | 10.7 |
| 1950-51 | 32 | 164-474 | | 99-169 | 427 | 13.3 |
| Totals | 92 | 401 | | 240-414 | 1042 | 11.3 |


40. Mark McNamara – C, 6-11, 235


| Season | G | FG-FGA | 3P-3PA | FT-FTA | TP | AVG |
|---------------|-----------|----------------|--------|----------------|-------------|-------------|
| 1980-81 | 26 | 182-295 | | 84-168 | 448 | 17.2 |
| 1981-82 | 27 | 231-329 | | 131-242 | 593 | 22.0 |
| Totals | 53 | 413-624 | | 215-410 | 1041 | 19.6 |


41. Monty Buckley – G/F, 6-6, 210

| Season | G | FG-FGA | 3P-3PA | FT-FTA | TP | AVG |
|---------------|------------|----------------|----------------|----------------|-------------|------------|
| 1991-92 | 24 | 43-111 | 16-60 | 16-23 | 118 | 4.9 |
| 1992-93 | 28 | 42-86 | 12-37 | 17-24 | 113 | 4.0 |
| 1993-94 | 29 | 134-253 | 25-88 | 77-109 | 370 | 12.8 |
| 1994-95 | 27 | 145-312 | 53-130 | 91-131 | 434 | 16.1 |
| Totals | 108 | 364-762 | 106-315 | 201-287 | 1035 | 9.6 |


42. Charlie Johnson – G, 6-0, 170

| Season | G | FG-FGA | 3P-3PA | FT-FTA | TP | AVG |
|---------------|-----------|-----------------|--------|----------------|-------------|-------------|
| 1968-69 | 25 | 152-387 | | 47-65 | 351 | 14.0 |
| 1969-70 | 24 | 141-381 | | 53-73 | 335 | 14.2 |
| 1970-71 | 25 | 149-339 | | 41-66 | 339 | 13.6 |
| Totals | 74 | 442-1107 | | 141-204 | 1025 | 13.9 |


43. Randy Duck – G, 6-2, 210

| Season | G | FG-FGA | 3P-3PA | FT-FTA | TP | AVG |
|---------------|------------|----------------|----------------|----------------|-------------|------------|
| 1993-94 | 20 | 36-90 | 11-38 | 22-34 | 105 | 5.3 |
| 1994-95 | 26 | 85-220 | 38-106 | 42-62 | 250 | 9.6 |
| 1995-96 | 28 | 85-194 | 44-114 | 40-52 | 254 | 9.1 |
| 1996-97 | 32 | 137-313 | 60-165 | 60-85 | 394 | 12.3 |
| Totals | 106 | 343-817 | 153-423 | 164-233 | 1003 | 9.5 |

30-POINT CLUB BY PLAYER

6

Ed Gray

- 48..... at Washington State, Feb. 22, 1997
- 33..... at Oregon State, Jan. 16, 1997
- 32..... vs. Kansas, Nov. 26, 1996
- 30..... vs. Washington State, Jan. 23, 1997 (2OT)
- 30..... at Oregon, Jan. 18, 1997
- 30..... vs. Illinois, Dec. 3, 1996 (2OT)

Mark McNamara

- 37..... vs. Seattle Pacific, Dec. 22, 1980
- 36..... at UCLA, Feb. 19, 1982 (OT)
- 32..... vs. UC Davis, Nov. 30, 1981
- 31..... vs. Alcorn State, Dec. 13, 1980
- 31..... at Nevada, Dec. 12, 1981
- 30..... at Stanford, Jan. 2, 1982

5

Russ Critchfield

- 36..... at Oregon, Jan. 6, 1968
- 36..... vs. Texas, Dec. 29, 1965
- 33..... vs. SMU, Dec. 28, 1967
- 31..... vs. Western Kentucky, Dec. 29, 1967
- 31..... at Denver, Feb. 3, 1968

Bob McKeen

- 40..... vs. Utah, Jan. 30, 1954
- 36..... vs. UCLA, Feb. 19, 1955
- 32..... vs. Kansas State, Dec. 28, 1954
- 30..... at USC, January, 1955
- 30..... vs. Stanford, Feb. 26, 1955

Lamond Murray

- 38..... at Washington State, March 12, 1994
- 36..... at UCLA, Feb. 24, 1994
- 36..... vs. Washington State, Jan. 6, 1994
- 33..... at Arizona, Jan. 13, 1994
- 31..... vs. St. Mary's, Jan. 2, 1994

Jackie Ridgle

- 36..... vs. Arizona State, Dec. 30, 1968
- 35..... vs. San Francisco, Dec. 2, 1968
- 32..... at Oregon State, Jan. 8, 1971
- 30..... vs. Stanford, Jan. 17, 1969
- 30..... at Oregon, Feb. 8, 1969

Joe Shipp

- 35..... vs. Oregon State, Jan. 11, 2003
- 33..... at Washington State, Jan. 18, 2003
- 31..... vs. Fresno State, Dec. 11, 2001
- 30..... at Cleveland State, Nov. 30, 2002 (OT)
- 30..... vs. Howard, Dec. 3, 2002

Leonard Taylor

- 33..... at Stanford, Feb. 16, 1989
- 33..... vs. Oregon State, Jan. 26, 1989
- 32..... vs. Connecticut, March 20, 1989
- 31..... vs. Florida, Dec. 27, 1986
- 30..... vs. Oregon, Dec. 23, 1986

4

Shareef Abdur-Rahim

- 33..... vs. Northern Arizona, Nov. 25, 1995
- 32..... at Washington State, Jan. 25, 1996
- 32..... at San Francisco, Dec. 5, 1995
- 31..... vs. Stanford, March 3, 1996

Ryan Anderson

- 36..... at Nevada, Nov. 28, 2007
- 33..... at Washington, Feb. 2, 2008
- 32..... vs. Arizona State, Jan. 17, 2008
- 30..... vs. Arizona, Jan. 19, 2008

3

Allen Crabbe

- 33..... vs. Pepperdine, Nov. 13, 2012
- 31..... at Arizona, Feb. 10, 2013
- 30..... vs. Washington State, Jan. 13, 2011

Brian Hendrick

- 33..... vs. Washington State, Jan. 10, 1991
- 31..... vs. UCLA, Jan. 21, 1990
- 30..... at San Jose State, Dec. 28, 1991

Kevin Johnson

- 31..... at USC, Jan. 2, 1987
- 31..... vs. Stanford, Jan. 17, 1987
- 30..... vs. Cal State Fullerton, March 13, 1987

Leon Powe

- 41..... vs. Oregon, March 10, 2006 (2OT)
- 32..... vs. Stanford, Feb. 9, 2006
- 30..... vs. Arizona, Feb. 16, 2006

Bob Presley

- 34..... vs. San Jose State, Dec. 4, 1968
- 33..... at Illinois, Dec. 23, 1967
- 31..... vs. USC, March 1, 1968

Gene Ransom

- 36..... vs. Oregon, Feb. 10, 1977 (5OT)
- 31..... vs. Oregon State, Feb. 16, 1978
- 30..... vs. Washington, Jan. 12, 1978

Jerome Randle

- 39..... at Washington State, Jan. 14, 2010
- 33..... vs. Washington, Feb. 11, 2010
- 31..... at Arizona, March 5, 2009

2

Ray Murry

- 41..... vs. Stanford, March 5, 1977
- 30..... at USC, Feb. 24, 1977

Kevin Singleton

- 31..... vs. Arizona, Feb. 2, 1979
- 30..... vs. Oregon, Feb. 23, 1979

Ansley Truitt

- 35..... vs. New Mexico State, Jan. 17, 1972
- 34..... at Oregon, Feb. 18, 1972

1

Geno Carlisle

- 31..... at UCLA, Feb. 14, 1998

Phil Chenier

- 32..... vs. Washington, Feb. 13, 1971

Justin Cobbs

- 31..... vs. Dayton (Maui, Hawaii), Nov. 27, 2013

John Coughran

- 47..... at Utah State, Jan. 31, 1972

Jorge Gutierrez

- 34..... vs. UCLA, Feb. 20, 2011

Rickie Hawthorne

- 37..... vs. USC, Feb. 28, 1976

Harper Kamp

- 33..... vs. Arizona, Feb. 5, 2011

Thomas Kilgore

- 34..... at Washington State, Feb. 18, 1999

Sean Lampley

- 32..... at Oregon State, Feb. 8, 2001 (OT)

Jordan Mathews

- 32..... at Oregon, Jan. 9, 2014

Carl Meier

- 30..... at Houston, Dec. 16, 1972

Charlie Perkins

- 30..... vs. USC, Jan. 13, 1968

Michael Pitts

- 32..... vs. Washington, Feb. 24, 1983

Dick Tamberg

- 38..... vs. Stanford, Feb. 26, 1954

Amit Tamir

- 39..... vs. Oregon, Feb. 9, 2002 (2OT)

Doug True

- 30..... vs. Washington State, Feb. 7, 1980

Connie White

- 34..... vs. Arizona, Dec. 27, 1974

Note: Cal has never had two 30-point scorers in the same game.



Ed Gray

MOST POINTS IN A GAME

| | | |
|----|---------------------------|----------------|
| 48 | Ed Gray at Wash. State | Feb. 22, 1997 |
| 47 | John Coughran at Utah St. | Jan. 31, 1972 |
| 41 | Leon Powe vs. Oregon | March 10, 2006 |
| 41 | Ray Murry vs. Stanford | March 5, 1977 |
| 40 | Bob McKeen vs. Utah | Jan. 30, 1954 |

MOST 30-POINT GAMES IN A SEASON

| | | |
|---|---------------------|------|
| 6 | Ed Gray | 1997 |
| 5 | Lamond Murray | 1994 |
| 4 | Ryan Anderson | 2008 |
| | Joe Shipp | 2003 |
| | Shareef Abdur-Rahim | 1996 |
| | Mark McNamara | 1982 |
| | Jackie Ridgle | 1969 |
| | Bob McKeen | 1955 |

CONSECUTIVE 30-POINT GAMES

| | | |
|---|------------------|----------------------|
| 3 | Ed Gray | Jan. 16-18-23, 1997 |
| 2 | Ryan Anderson | Jan. 17-19, 2008 |
| 2 | Leon Powe | Feb. 9-16, 2006 |
| 2 | Joe Shipp | Nov. 30-Dec. 3, 2002 |
| 2 | Lamond Murray | Jan. 2-6, 1994 |
| 2 | Leonard Taylor | Dec. 23-27, 1986 |
| 2 | Russ Critchfield | Dec. 28-29, 1967 |

MOST 20-POINT GAMES IN A CAREER

| | | |
|----|------------------|---------|
| 46 | Lamond Murray | 1992-94 |
| 41 | Russ Critchfield | 1966-68 |
| 36 | Jerome Randle | 2007-10 |
| 35 | Ansley Truitt | 1970-72 |
| 33 | Ed Gray | 1996-97 |

MOST 20-POINT GAMES IN A SEASON

| | | |
|----|------------------|------|
| 23 | Lamond Murray | 1994 |
| 21 | Ed Gray | 1997 |
| 19 | Russ Critchfield | 1967 |
| 18 | Ryan Anderson | 2008 |
| 17 | Jerome Randle | 2010 |
| 16 | Jerome Randle | 2009 |

20-REBOUND CLUB BY PLAYER

6

Bob Presley

| | | |
|----|----------------------|---------------|
| 27 | vs. St. Mary's | Dec. 6, 1967 |
| 25 | vs. Oregon State | Feb. 24, 1968 |
| 20 | vs. San Francisco | Dec. 9, 1967 |
| 20 | at Illinois | Dec. 23, 1967 |
| 20 | vs. Washington State | Feb. 10, 1968 |
| 20 | vs. Washington | Feb. 9, 1968 |

5

Ansley Truitt

| | | |
|----|----------------|---------------|
| 22 | at Stanford | Feb. 4, 1972 |
| 21 | vs. Air Force | Dec. 30, 1970 |
| 21 | vs. Washington | Feb. 13, 1971 |
| 20 | vs. UCLA | March 3, 1972 |
| 20 | vs. USC | March 4, 1972 |

4

Mark McNamara

| | | |
|----|---------------|---------------|
| 22 | vs. UC Davis | Nov. 30, 1981 |
| 22 | at Arizona | Jan. 30, 1982 |
| 20 | at Arizona | Feb. 26, 1981 |
| 20 | at Washington | Jan. 16, 1982 |

3

Darrall Imhoff

| | | |
|----|-------------------|----------------|
| 21 | vs. West Virginia | March 21, 1959 |
| 21 | vs. UCLA | Feb. 13, 1960 |
| 20 | vs. Oregon State | Jan. 30, 1960 |

2

Bob McKeen

| | | |
|----|----------------------|---------------|
| 22 | vs. Universal Motors | Feb., 1952 |
| 20 | vs. Hawaii | Dec. 22, 1953 |

1

Bill McClintock

| | | |
|----|---------|----------------|
| 20 | at UCLA | March 11, 1961 |
|----|---------|----------------|

Leon Powe

| | | |
|----|---------|---------------|
| 20 | vs. USC | March 9, 2006 |
|----|---------|---------------|

Camden Wall

| | | |
|----|---------|---------------|
| 21 | at UCLA | March 2, 1964 |
|----|---------|---------------|



Lamond Murray

| Date | Cal | Opp | Res | #OTS | |
|----------|-----|--------------------------|-----|------|---|
| 3/8/14 | 66 | vs. Colorado | 65 | W | 1 |
| 2/12/14 | 80 | at Washington State | 76 | W | 1 |
| 1/29/14 | 78 | at Arizona State | 89 | L | 1 |
| 3/14/13 | 69 | vs. Utah | 79 | L | 1 |
| 2/20/11 | 76 | vs. UCLA | 72 | W | 1 |
| 2/5/11 | 105 | vs. Arizona | 107 | L | 3 |
| 1/13/11 | 88 | vs. Washington State | 81 | W | 1 |
| 1/6/10 | 75 | vs. UCLA | 76 | L | 1 |
| 2/29/09 | 81 | vs. USC | 78 | W | 1 |
| 1/10/09 | 88 | at Washington | 85 | W | 3 |
| 3/6/08 | 89 | at USC | 93 | L | 1 |
| 1/17/08 | 90 | Arizona State | 99 | L | 2 |
| 3/8/07 | 76 | vs. UCLA | 69 | W | 1 |
| 2/17/07 | 84 | Oregon State | 80 | W | 1 |
| 1/13/07 | 77 | Washington | 69 | W | 1 |
| 12/30/06 | 66 | at Arizona State | 62 | W | 1 |
| 3/10/06 | 91 | vs. Oregon | 87 | W | 2 |
| 3/2/06 | 58 | UCLA | 67 | L | 1 |
| 2/18 | 64 | Arizona State | 65 | L | 2 |
| 3/5/05 | 63 | Washington State | 57 | W | 1 |
| 2/26/04 | 85 | Oregon | 81 | W | 1 |
| 3/20/03 | 76 | vs. North Carolina State | 74 | W | 1 |
| 2/20/03 | 75 | at UCLA | 76 | L | 1 |
| 12/30/02 | 77 | San Francisco | 70 | W | 1 |
| 12/7/02 | 73 | vs. Georgia | 78 | L | 1 |
| 11/30/02 | 73 | at Cleveland State | 64 | W | 1 |
| 2/9/02 | 107 | Oregon | 103 | W | 2 |
| 1/24/02 | 92 | at USC | 91 | W | 1 |
| 2/8/01 | 72 | at Oregon State | 69 | W | 1 |
| 1/25/01 | 75 | at Washington State | 71 | W | 1 |
| 11/13/00 | 83 | Mississippi State | 76 | W | 1 |
| 2/26/00 | 78 | at Washington State | 81 | L | 1 |
| 1/8/00 | 108 | Arizona State | 111 | L | 2 |
| 1/2/99 | 69 | Oregon | 71 | L | 1 |
| 1/22/98 | 84 | at Washington | 86 | L | 1 |
| 1/23/97 | 77 | Washington State | 75 | W | 2 |
| 12/3/96 | 89 | Illinois | 88 | W | 2 |
| 3/9/95 | 73 | Washington | 74 | L | 1 |
| 12/29/94 | 73 | Alabama | 76 | L | 1 |
| 2/26/94 | 78 | at USC | 86 | L | 1 |
| 1/13/94 | 98 | at Arizona | 93 | W | 1 |
| 2/18/93 | 86 | USC | 83 | W | 1 |
| 1/25/90 | 68 | at Arizona State | 66 | W | 2 |
| 1/2/90 | 70 | at Arizona | 71 | L | 1 |
| 1/26/89 | 64 | Oregon State | 69 | L | 1 |
| 2/11/87 | 84 | at Washington | 82 | W | 1 |
| 12/23/87 | 56 | USC | 58 | L | 2 |
| 12/3/83 | 83 | San Francisco | 88 | L | 1 |
| 3/13/87 | 72 | Cal State Fullerton | 68 | W | 1 |
| 1/23/87 | 82 | at Arizona | 81 | W | 2 |
| 3/8/86 | 78 | at Washington | 72 | W | 1 |
| 3/6/86 | 78 | at Washington State | 81 | L | 1 |
| 1/12/86 | 72 | at Arizona | 79 | L | 2 |
| 12/28/85 | 53 | at Dayton | 59 | L | 1 |
| 2/16/85 | 43 | at Stanford | 41 | W | 2 |
| 3/8/84 | 60 | at Oregon State | 64 | L | 1 |
| 1/26/84 | 68 | Washington State | 63 | W | 1 |
| 12/22/83 | 60 | at Santa Clara | 52 | W | 1 |
| 3/10/83 | 65 | Oregon State | 70 | L | 1 |
| 1/6/83 | 67 | at Oregon | 69 | L | 1 |
| 12/28/82 | 69 | East Tennessee State | 71 | L | 1 |
| 2/19/82 | 65 | at UCLA | 70 | L | 1 |
| 1/14/82 | 55 | at Washington State | 57 | L | 1 |
| 12/18/81 | 77 | Wyoming | 75 | W | 1 |
| 2/21/81 | 73 | USC | 71 | W | 1 |
| 2/2/81 | 81 | Arizona State | 84 | L | 2 |
| 12/30/79 | 61 | at Nevada | 66 | L | 1 |
| 1/7/78 | 55 | at Oregon State | 57 | L | 1 |
| 12/1/77 | 81 | Nevada | 89 | L | 1 |
| 2/10/77 | 107 | Oregon | 102 | W | 5 |
| 2/28/76 | 96 | USC | 94 | W | 1 |
| 1/24/76 | 89 | at Stanford | 85 | W | 2 |



Gene Ransom played 63.5 minutes in Cal's five overtime win over Oregon in 1977.

| | | | | | |
|----------|-----|------------------|-----|---|---|
| 1/7/74 | 75 | Rice | 76 | L | 1 |
| 2/16/73 | 69 | Oregon | 72 | L | 1 |
| 2/10/73 | 55 | at Oregon | 60 | L | 1 |
| 2/12/72 | 79 | Oregon State | 74 | W | 1 |
| 2/4/72 | 86 | at Stanford | 93 | L | 3 |
| 1/8/72 | 79 | Washington State | 76 | W | 2 |
| 12/2/71 | 82 | Houston | 81 | W | 2 |
| 1/8/71 | 101 | at Oregon State | 100 | W | 1 |
| 2/20/70 | 91 | Washington | 86 | W | 1 |
| 1/24/70 | 63 | Utah State | 68 | L | 1 |
| 3/7/69 | 79 | at Stanford | 83 | L | 2 |
| 3/1/69 | 77 | UCLA | 84 | L | 1 |
| 1/11/69 | 73 | Washington | 74 | L | 1 |
| 3/2/68 | 91 | at USC | 90 | W | 1 |
| 12/9/67 | 78 | at San Francisco | 74 | W | 1 |
| 2/25/67 | 57 | at Oregon State | 59 | L | 1 |
| 1/14/67 | 99 | at USC | 95 | W | 2 |
| 12/23/67 | 87 | at Illinois | 97 | L | 1 |
| 3/6/64 | 59 | at Stanford | 61 | L | 1 |
| 3/8/63 | 63 | at USC | 77 | L | 1 |
| 1/8/63 | 68 | Stanford | 70 | L | 2 |
| 3/3/62 | 68 | at Washington | 65 | W | 1 |
| 12/9/61 | 57 | at San Francisco | 59 | L | 1 |
| 3/3/61 | 52 | Washington | 51 | W | 1 |
| 2/11/61 | 58 | at Washington | 59 | L | 1 |
| 12/28/60 | 80 | Iowa | 83 | L | 4 |
| 12/21/60 | 53 | St. Louis | 54 | L | 1 |
| 12/29/59 | 65 | USC | 61 | W | 1 |
| 3/15/58 | 62 | Seattle | 66 | L | 1 |
| 12/10/57 | 67 | St. Mary's | 57 | W | 1 |
| 2/3/56 | 65 | Oregon State | 63 | W | 1 |
| 12/10/54 | 77 | Pacific | 82 | L | 1 |
| 12/22/53 | 73 | Hawaii | 70 | W | 2 |

Note: Records incomplete before 1952-53 season

| | |
|-----------------------------------|---------------|
| Record in all overtime games | 48-51 |
| 1 overtime | 38-41 |
| 2 overtimes | 12-8 |
| 3 overtimes | 1-2 |
| 4 overtimes | 0-1 |
| 5 overtimes | 1-0 |
| Most overtime games in one season | 5 (2003) |
| Most overtime wins in one season | 4 (2007) |
| Most frequent overtime opponent | USC, 12 (8-4) |

RECORDS AGAINST ARIZONA

Points: 34, Connie White, Dec. 27, 1974
 Rebounds: 22, Mark McNamara, Jan. 30, 1982
 FG: 16, Connie White, Dec. 27, 1974
 3P: 8, Jerome Randle, March 5, 2009
 FT: 11, Butch Hays, Jan. 30, 1982

RECORDS AGAINST ARIZONA STATE

Points: 36, Jackie Ridgle, Dec. 30, 1968
 Rebounds: 18, Mark McNamara, Feb. 28, 1981
 FG: 12, Leonard Taylor, Jan. 5, 1989
 3P: 5, four times, last by Patrick Christopher, Jan. 17, 2008
 FT: 20, Dave Butler, Feb. 26, 1987

RECORDS AGAINST COLORADO

Points: 22, Justin Cobbs, Jan. 27, 2013
 Rebounds: 16, Richard Solomon, March 13, 2014
 FG: 10, Justin Cobbs, Jan. 27, 2013
 3P: 3, Allen Crabbe, Feb. 26, 2012/March 9, 2012/Jan. 27, 2013
 3, Justin Cobbs, March 8, 2014
 FT: 8, Justin Cobbs, Feb. 26, 2012/March 8, 2014

RECORDS AGAINST OREGON

Points: 41, Leon Powe, March 10, 2006
 Rebounds: 17, Stu Watterson, Dec. 23, 1968
 FG: 16, Russ Critchfield, Jan. 6, 1968
 3P: 6, Allen Crabbe, Jan. 8, 2012
 6, Ryan Drew, Jan. 24, 1988
 FT: 14, Chris Washington, Dec. 29, 1984
 14, Gene Ransom, Feb. 10, 1977

RECORDS AGAINST OREGON STATE

Points: 35, Joe Shipp, Jan. 11, 2003
 Rebounds: 25, Bob Presley, Feb. 24, 1968
 FG: 13, Leonard Taylor, Jan. 26, 1989
 3P: 7, Amit Tamir, Feb. 6, 2003
 FT: 18, Gene Ransom, Feb. 16, 1978


Joe Shipp
RECORDS AGAINST STANFORD

Points: 41, Ray Murry, March 5, 1977
 Rebounds: 22, Ansley Truitt, Feb. 4, 1972
 FG: 17, Dick Tamberg, Feb. 26, 1954
 3P: 5, Kevin Johnson, Feb. 22, 1987
 FT: 16, Jackie Ridgle, Jan. 17, 1969

RECORDS AGAINST UCLA

Points: 36, Bob McKeen, Feb. 19, 1955
 36, Mark McNamara, Feb. 19, 1982
 36, Lamond Murray, Feb. 24, 1994
 Rebounds: 21, Darrall Imhoff, Feb. 13, 1960
 21, Camden Wall, March 2, 1964
 FG: 15, Bob McKeen, Feb. 19, 1955
 3P: 6, Ryan Forehan-Kelly, March 7, 2002
 FT: 15, Lamond Murray, Feb. 24, 1994

RECORDS AGAINST USC

Points: 37, Rickie Hawthorne, Feb. 28, 1976
 Rebounds: 20, Leon Powe, March 9, 2006
 20, Ansley Truitt, March 4, 1972
 FG: 14, Bob Presley, March 1, 1968
 3P: 6, Billy Dreher, Feb. 17, 1991
 6, Ryan Drew, March 10, 1988
 6, Jerome Randle, Feb. 4, 2010
 FT: 12, three times, last by Leon Powe, March 9, 2006

RECORDS AGAINST UTAH

Points: 26, Justin Cobbs, March 14, 2013
 Rebounds: 14, Richard Solomon, March 5, 2014
 FG: 10, Justin Cobbs, March 14, 2013
 3P: 4, Allen Crabbe, Jan. 24, 2013/ Feb. 28, 2013
 FT: 8, Justin Cobbs, Feb. 28, 2013

RECORDS AGAINST WASHINGTON

Points: 33, Ryan Anderson, Feb. 2, 2008
 33, Jerome Randle, Feb. 11, 2010
 Rebounds: 21, Ansley Truitt, Feb. 13, 1971
 FG: 14, Michael Pitts, Feb. 24, 1983
 14, Gene Ransom, Jan. 12, 1978
 3P: 6, Amit Tamir, Jan. 2, 2004
 FT: 14, Patrick Christopher, Jan. 16, 2010

RECORDS AGAINST WASHINGTON STATE

Points: 48, Ed Gray, Feb. 22, 1997
 Rebounds: 20, Bob Presley, Jan. 10, 1968
 FG: 14, Ed Gray, Feb. 22, 1997
 3P: 7, Jason Kidd, March 12, 1994
 7, Jerome Randle, Jan. 14, 2010
 FT: 16, Ed Gray, Feb. 22, 1997

BIGGEST CAL WINS (SINCE 1937)

OVERALL

- 60, Cal (127) vs. Oklahoma City (67), Jan. 3, 1972
- 57, Cal (72) vs. Fort Mason (15), Nov. 20, 1946
57, Cal (87) vs. Pacific (30), Dec. 13, 1962
- 54, Cal (102) at Hilo All-Stars (48), Feb. 1952
54, Cal (95) at Hilo All-Stars (41), Feb. 1952
- 48, Cal (92) vs. Central Connecticut (44), Dec. 30, 1988
- 47, Cal (97) vs. Morgan State (50), Nov. 25, 1991
- 46, Cal (86) vs. Baylor (40), Dec. 20, 1950
46, Cal (71) vs. San Francisco State (25), Dec. 4, 1946
- 45, Cal (81) vs. San Jose State (36), Dec. 7, 2011
45, Cal (109) vs. UC San Diego (64), Dec. 15, 1979

HARMON GYM/HAAS PAVILION


- 60, Cal (127) vs. Oklahoma City (67), Jan. 3, 1972
- 57, Cal (72) vs. Fort Mason (15), Nov. 20, 1946
57, Cal (87) vs. Pacific (30), Dec. 13, 1962
- 48, Cal (92) vs. Central Connecticut (44), Dec. 30, 1988
- 47, Cal (97) vs. Morgan State (50), Nov. 25, 1991
- 46, Cal (86) vs. Baylor (40), Dec. 20, 1950
46, Cal (71) vs. San Francisco State (25), Dec. 4, 1946
- 45, Cal (81) vs. San Jose State (36), Dec. 7, 2011
45, Cal (109) vs. UC San Diego (64), Dec. 15, 1979
- 44, Cal (106) vs. UC Davis (62), Jan. 13, 1983
44, Cal (90) vs. Arizona (46), Dec. 27, 1958
44, Cal (76) vs. Olympic Club (32), Nov. 30, 1947

AWAY

- 54, Cal (102) at Hilo All-Stars (48), Feb. 1952
54, Cal (95) at Hilo All-Stars (41), Feb. 1952
- 39, Cal (112) at Texas Southern (73), Nov. 29, 1995[^]
- 33, Cal (78) vs. Mississippi State (45), Dec. 9, 1996^{*}
- 32, Cal (86) at Oldsmobile Rockets (37) Feb. 1951
- 31, Cal (96) at New York (65), Dec. 30, 1957
- 30, Cal (88) at Arizona State (58), Jan. 19, 2006
30, Cal (73) at USC (43), Feb. 12, 1998
- 27, Cal (79) at Service Center (52), Feb. 1951
- 26, Cal (75) at USC (49), Feb. 9, 2012
26, Cal (102) at Washington State (76), Feb. 22, 1971
26, Cal (72) at Hawaii (46), Feb. 1952

^{*}at Landover, MD

[^]game later forfeited by Cal for use of ineligible player



Doug True

BIGGEST CAL LOSSES (SINCE 1937)

OVERALL

- 51, Cal (50) at Stanford (101), Feb. 19, 2000
- 46, Cal (53) at Arizona (99), March 2, 2002
- 44, Cal (71) at UCLA (115), March 2, 1968
- 39, Cal (53) vs. Missouri (92), Nov. 22, 2011^{*}
39, Cal (43) at UCLA (82), Jan. 15, 1972
- 37, Cal (63) at Arizona (100), Feb. 21, 1991
37, Cal (66) at UCLA (103), Jan. 13, 1967

^{*} at Kansas City, Mo.

HARMON GYM/HAAS PAVILION

- 36, Cal (55) vs. Arizona State (91), Feb. 3, 1979
- 33, Cal (73) vs. Washington (106), March 3, 2005
- 32, Cal (56) vs. Stanford (88), Feb. 17, 2001
- 31, Cal (43) vs. Oregon State (74), Jan. 9, 1982
31, Cal (55) vs. Oregon State (86), Jan. 26, 1980

AWAY

- 51, Cal (50) at Stanford (101), Feb. 19, 2000
- 46, Cal (53) at Arizona (99), March 2, 2002
- 44, Cal (71) at UCLA (115), March 2, 1968
- 39, Cal (53) vs. Missouri (92), Nov. 22, 2011^{*}
39, Cal (43) at UCLA (82), Jan. 15, 1972
- 37, Cal (63) at Arizona (100), Feb. 21, 1991
37, Cal (66) at UCLA (103), Jan. 13, 1967

^{*} at Kansas City, Mo.

LONGEST CAL WIN STREAKS

OVERALL

- 30, March 1925 to 1928
- 25, Jan. 7, 1959 to Dec. 30, 1959
- 21, 1908 to 1915
- 19, Jan. 4, 1960 to March 18, 1960
- 15, Dec. 5, 1953 to Jan. 30, 1954
- 14, Dec. 7, 1956 to Feb. 16, 1957
14, Jan. 9, 1948 to March 5, 1948
- 12, 1916 to 1917
- 11, 1932 to 1933
- 11, Dec. 27, 1938 to Jan. 24, 1939

HARMON GYM/HAAS PAVILION

- 26, Dec. 27, 1958 to Dec. 16, 1960
- 23, Nov. 25, 1995 to Dec. 28, 1999^{*}
- 17, Feb. 20, 2011 to Jan. 29, 2012
17, Feb. 2, 2002 to Feb. 15, 2003
- 16, Feb. 1953 to Jan. 30, 1954
- 15, Dec. 8, 1945 to March 8, 1946
- 14, March 4, 2000 to Feb. 1, 2001
- 13, Jan. 31, 1925 to 1927-28
13, March 19, 2008 to Jan. 22, 2009
- 12, Nov. 15, 2001 to Jan. 19, 2002

^{*}Seven of first eight games of streak later forfeited for use of ineligible player.

INDIVIDUAL SCORING


- Cal player scored 30 or more points:**
32, Jordan Mathews, at Oregon, Jan. 9, 2014
- Cal player scored 35 or more points:**
39, Jerome Randle at Wash. St., Jan. 14, 2010
- Cal player scored 40 or more points:**
41, Leon Powe vs. Oregon, March 10, 2006
- Cal player made 15 or more field goals:**
17, Mark McNamara vs. Seattle Pacific, Dec. 22, 1980 (17-18)
- Cal player made 5 or more three-pointers:**
6 (6-7), Jeff Powers, vs. Furman, Dec. 28, 2013
- Cal player made 15 or more free throws:**
16, Jerome Randle vs. Florida State, Nov. 29, 2008 (16-18)
- Opponent player scored 30 or more points:**
39, DaVonte Lacy, Washington State, Feb. 12, 2014
- Opponent player scored 35 or more points:**
39, DaVonte Lacy, Washington State, Feb. 12, 2014
- Opponent player scored 40 or more points:**
61, Eddie House, Arizona State, Jan. 8, 2000
- Opponent player made 15 or more field goals:**
18, Eddie House, Arizona State, Jan. 8, 2000 (18-30)
- Opponent player made 5 or more three-pointers:**
5 (5-8), Holton Hunsaker, Utah Valley, March 19, 2014
- Opponent player made 15 or more free throws:**
16 (16-17), Joseph Young, Oregon, Jan. 9, 2014

REBOUNDING

- Cal player had 15 or more rebounds:**
16, Richard Solomon, vs. Colorado, March 13, 2014
- Cal player had 20 or more rebounds:**
20, Leon Powe vs. USC, March 9, 2006
- Opponent player had 15 or more rebounds:**
19, D.J. Shelton, Washington State, Feb. 12, 2014

OTHER STATISTICS

- Cal player had 10 or more assists:**
11, Justin Cobbs, at Oregon, Jan. 9, 2014
- Cal player had 5 or more steals:**
6, Allen Crabbe vs. USC, Feb. 17, 2013



Bob Presley

- Cal player had 4 or more blocked shots:**
5, David Kravish, vs. Utah Valley, March 19, 2014
- Opponent player had 10 or more assists:**
10, Zalmico Harmon, UC Santa Barbara, Dec. 6, 2013
- Opponent player had 5 or more steals:**
5, Jordan Adams, UCLA, Feb. 19, 2014
- Opponent player had 4 or more blocked shots:**
4, Jordan Bachynski, Arizona State, March 1, 2014

TEAM SCORING

- Cal scored 90 or more points:**
96 at Oregon (83), Jan. 9, 2014
- Cal scored 100 or more points:**
105 vs. Arizona (107), Feb. 5, 2011
- Cal scored under 50 points:**
48 at Oregon (46), Feb. 21, 2013
- Cal scored under 40 points:**
37 vs. Washington State (59), Jan. 14, 1988
- Cal scored under 30 points:**
24 vs. San Francisco (33), Jan. 28, 1956
- Cal made 40 or more field goals:**
40 vs. Texas Southern, Nov. 30, 1997
- Cal made 45 or more field goals:**
45 vs. UC Davis, Jan. 13, 1983
- Cal made 10 or more three-pointers:**
11 vs. UC Santa Barbara, Dec. 19, 2011
- Cal made 15 or more three-pointers:**
16 at Arizona, March 5, 2009
- Cal made 30 or more free throws:**
30 vs. Arizona, Feb 5, 2011
- Cal made 35 or more free throws:**
39 vs. Stanford, Jan. 19, 1985
- Cal attempted 50 or more free throws:**
50 vs. Cal State Northridge, Nov. 16, 2010
- Opponent scored 90 or more points:**
92, Syracuse, Nov. 26, 2013
- Opponent scored 100 or more points:**
109, Washington, Feb. 10, 2011
- Opponent scored under 50 points:**
47, Southern Utah at Cal (75), Nov. 18, 2013
- Opponent scored under 40 points:**
36, San Jose State at Cal (81), Dec. 7, 2011
- Opponent scored under 30 points:**
27, Eastern Washington at Cal (56), Nov. 16, 2002
- Opponent made 40 or more field goals:**
43, at Washington, Feb. 10, 2011
- Opponent made 45 or more field goals:**
45, at Washington, Feb. 12, 1981
- Opponent made 10 or more three-pointers:**
10, Arizona State, March 1, 2014
- Opponent made 15 or more three-pointers:**
17, at Washington, Feb. 10, 2011
- Opponent made 30 or more free throws:**
32, at Oregon, Jan. 10, 2002
- Opponent made 35 or more free throws:**
35, at Arizona, Feb. 7, 1993

REBOUNDING

- Cal had 50 or more rebounds:**
50 vs. UC Irvine, Dec. 2, 2013
- Cal had 60 or more rebounds:**
73 vs. Portland, Nov. 27, 1976
- Opponent had 50 or more rebounds:**
53, vs. USC, March 12, 2009

OTHER STATISTICS

- Cal had 20 or more assists:**
22 vs. Arkansas, March 24, 2014
- Cal had 25 or more assists:**
25 vs. Oregon State, Jan. 31, 2013
- Cal had 10 or more steals:**
10 vs. USC, Feb. 23, 2014
- Cal had 15 or more steals:**
16 at Colorado, Jan. 27, 2013
- Cal had 5 or more blocked shots:**
7 vs. Utah Valley, March 19, 2014
- Cal had 7 or more blocked shots:**
7 vs. Utah Valley, March 19, 2014
- Opponent had 20 or more assists:**
20, Arizona State, March 1, 2014
- Opponent had 25 or more assists:**
30, Washington, Feb. 10, 2011
- Opponent had 10 or more steals:**
10, Fresno State, Dec. 14, 2013
- Opponent had 15 or more steals:**
16, Wisconsin, Dec. 2, 2012
- Opponent had 5 or more blocked shots:**
5, Arizona State, March 1, 2014
- Opponent had 7 or more blocked shots:**
7, UC Santa Barbara, Dec. 6, 2013

MISCELLANEOUS

- Cal had a 5 or more game winning streak:**
6, Dec. 28, 2013 to Jan. 18, 2014
- Cal had a 10 or more game winning streak:**
19, Jan. 4, 1960 to March 18, 1960
- Cal had a 15 or more game winning streak:**
19, Jan. 4, 1960 to March 18, 1960
- Cal had a 20 or more game winning streak:**
25, Jan. 7, 1959 to Dec. 30, 1959
- Cal played an overtime game:**
Cal 66, Colorado 65, March 8, 2014



Dave Butler



Solomon Hughes

NATIONAL RANKINGS

- Cal beat a Top 25 team at home:**
Cal 60, No. 1 Arizona 58, Feb. 1, 2014
- Cal beat a Top 10 team at home:**
Cal 60, No. 1 Arizona 58, Feb. 1, 2014
- Cal beat a Top 5 team at home:**
Cal 60, No. 1 Arizona 58, Feb. 1, 2014
- Cal beat a No. 1 team at home:**
Cal 60, No. 1 Arizona 58, Feb. 1, 2014
- Cal beat a Top 25 team on the road:**
Cal 96, No. 13 Oregon 83, Jan. 9, 2014
- Cal beat a Top 10 team on the road:**
Cal 77, No. 7 Arizona 69, Feb. 10, 2013
- Cal beat a Top 5 team on the road:**
Cal 76, No. 4 UCLA 69 OT, March 8, 2007
(Pac-10 Tournament, Los Angeles, CA)
- Cal beat a No. 1 team on the road:**
No. 2 Cal 77, No. 1 Cincinnati 69, March 17, 1960
(NCAA Final Four, San Francisco, CA)
- Cal was ranked in the AP Top 25:**
No. 24 on Nov. 28, 2011
- Cal was ranked in the AP Top 20:**
No. 20 on Nov. 21, 2011
- Cal was ranked in the AP Top 15:**
No. 13 on Nov. 16, 2009
- Cal was ranked in the AP Top 10:**
No. 6 on Nov. 19, 1993
- Cal was ranked in the AP Top 5:**
No. 2 on March 18, 1960
- Cal was ranked No. 1 by AP:**
Never

Cal[®]



CALIFORNIA

CAL HISTORY

GOLDEN BEARS CELEBRATE 1959 NCAA TITLE


During the winter of 1959, the California basketball team wrote what is truly one of the great "Cinderella" stories in collegiate history en route to capturing the NCAA championship title.

The author of the thriller was the immensely talented Pete Newell, whose mere presence brought Harmon Gym patrons to their feet. Newell was the resident genius in the art of team play, a head coach who was a master at utilizing every bit of talent he had at his disposal.

Beyond Newell, it was a team of unknowns. There was not a single All-American within its ranks, not even a first team All-Coast selection. But before all else, it was a team, and spell that with a capital "T." As Bob Brachman of the *San Francisco Examiner* put it, "... It was truly an all-around inspirational production by a bunch of guys named 'Joe.'"

"That 1959 season was the essence of what the game of basketball is all about," said Newell. "It was a totally selfless group. It takes a certain type of kid to put the team above himself."

Cal battled its way through the Pacific Coast Conference, blasted Utah and St. Mary's in the Western Regionals and then marched into Louisville, scorned and sneered at by the experts, and walked away with the national title.



Jack Grout (left) and Bob Dalton helped Cal to the 1959 NCAA title.



Head coach Pete Newell holds the NCAA Championship trophy and poses with his 1959 champion Golden Bears.

Despite the pair of impressive victories at the regionals and a 14-game winning streak, the Golden Bears arrived in Kentucky without much fanfare. The resident "experts" were highly critical of their controlled style of play, one which allowed them to lead the nation in points allowed as they sacrificed just 51.0 per game. One Louisville paper tabbed California as a "plow horse," while another critic described the routines by the pompon girls as "faster than their basketball team."

First on the agenda for the Bears was upsetting Cincinnati and All-American Oscar Robertson. But Newell came up with a simple formula for shutting down the Big "O," and that was the Big "D," a combination of defense and Darrall Imhoff. Robertson was held to 18 points (5-16 FG), and only one field goal in the second half, while Imhoff pumped in 22 points to pace all scorers.

The win propelled Cal into the final against West Virginia and another All-American guard, Jerry West. And once again, the names of Dalton, Imhoff and Al Buch could be listed among the heroes. But as the near-capacity crowd of 18,498 could attest, the Golden Bears' spine-tingling 71-70 victory over the Mountaineers belonged to each and every member of the team.

The Bears were afforded a hero's welcome upon their return to the Bay Area, as more than 3,000 California loyalists jammed San Francisco International Airport.

CALIFORNIA 71 WEST VIRGINIA 70

MARCH 21, 1959
FREEDOM HALL - LOUISVILLE, KY

| | | | | | |
|-------------------|------|-----|----|---|----|
| Bill McClintock | 4-13 | 0-1 | 10 | 1 | 8 |
| Bob Dalton | 6-11 | 3-4 | 2 | 4 | 15 |
| Darrall Imhoff | 4-13 | 2-2 | 9 | 3 | 10 |
| Al Buch | 0-4 | 2-2 | 2 | 3 | 2 |
| Denny Fitzpatrick | 8-13 | 4-7 | 2 | 1 | 20 |
| Bernie Simpson | 0-1 | 0-0 | 2 | 2 | 0 |
| Jack Grout | 4-5 | 2-2 | 3 | 1 | 10 |
| Dick Doughty | 3-6 | 0-0 | 1 | 3 | 6 |
| Team | | | 7 | | |

| | | | | | |
|-----------------|-------|------|----|---|----|
| Jerry West | 10-21 | 8-12 | 11 | 4 | 28 |
| Willie Akers | 5-8 | 0-1 | 6 | 0 | 10 |
| Robert Clousson | 4-7 | 2-3 | 4 | 4 | 10 |
| Bob Smith | 2-5 | 1-1 | 2 | 3 | 5 |
| Marvin Bolyard | 1-4 | 4-4 | 3 | 4 | 6 |
| James Ritchie | 1-4 | 2-2 | 4 | 0 | 4 |
| Ronnie Retton | 0-0 | 2-2 | 0 | 0 | 2 |
| Lee Patrone | 2-6 | 1-2 | 4 | 1 | 5 |
| Team | | | 7 | | |

Halftime: Cal 39, WV 33. FG%: Cal 43.9, WV 45.5. FT%: Cal 72.2, WV 74.1. Officials: Bell, Mihalik. Attendance: 18,498.

QUICK FACTS

Appearances: 25
 18 NCAA: 1946, 57, 58, 59, 60, 90, 93, 94, 96, 97, 2001, 02, 03, 06, 09, 10, 12, 13
 7 NIT: 1986, 87, 89, 99, 2000, 08, 11
 Record: 32-23
 NCAA.....20-18
 NIT.....12-6
 NCAA Championships: 1 (1959)
 NCAA Final Fours: 3 (1946, 59, 60)
 NCAA Runner-Up Finishes: 1 (1960)
 NIT Championships: 1 (1999)
 Cal Coaches in the Postseason:
 Nibs Price 1-2 NCAA 1946
 Pete Newell 10-3 NCAA 1957, 58, 59, 60
 Lou Campanelli 4-4 NCAA 1990; NIT 1986, 87, 89
 Todd Bozeman 2-3 NCAA 1993, 94, 96
 Ben Braun 12-7 NCAA 1997, 2001, 02, 03, 06; NIT 1999, 2000, 08
 Mike Montgomery 3-5 NCAA 2009, 10, 12, 13; NIT 2011



1946 NCAA Final Four Team

1946

Western Regional 1st Round

CALIFORNIA 50, COLORADO 44

March 22, 1946 – Municipal Auditorium – Kansas City, MO

CALIFORNIA (50) – Lafaille 3 2-2 8; Wolfe 8 1-2 17; Smith 2 0-2 4; Walker 2 1-6 5; Wray 4 0-2 8; Hogeboom 3 2-2 8. Totals 22 6-16 50

COLORADO (44) – Walseth 3 1-1 7; Beattie 2 1-1 5; Fuller 1 0-0 2; Ellis 3 0-0 6; Hunt 0 0-0 0; Knock 4 1-1 9; Putman 2 1-2 5; Huggins 2 4-5 8; Robbins 1 0-2 2; Allen 0 0-0 0. Totals 18 8-12 44.

| | | | | |
|------------|----|----|---|----|
| California | 23 | 27 | - | 50 |
| Colorado | 18 | 26 | - | 44 |

Fouled out: Robbins. Officials: Cutis, Van Reen.

Western Regional Final

OKLAHOMA A&M 52, CALIFORNIA 35

March 23, 1946 – Municipal Auditorium – Kansas City, MO

CALIFORNIA (35) – Lafaille 4 2-2 10; Wolfe 7 0-1 14; Dean 0 0-0 0; Smith 0 1-3 1; Walker 2 2-3 6; Wray 1 0-0 2; Lerner 0 0-0 0; Hogeboom 0 2-3 2. Totals 14 7-12 35.

OKLAHOMA A&M (52) – Aubrey 0 0-0 0; Bradley 1 1-2 3; Bennett 1 2-2 4; Kern 2 0-0 4; Geyman 0 0-0 0; Kurland 12 5-6 29; Steinmeir 0 0-0 0; Williams 1 1-1 3; Bell 1 2-2 4; Parks 2 1-1 5; Halbert 0 0-0 0. Totals 20 12-14 52.

| | | | | |
|--------------|----|----|---|----|
| California | 21 | 14 | - | 35 |
| Oklahoma A&M | 26 | 26 | - | 52 |

Fouled out: none. Officials: Baker, Curtis.

Final Four Third-Place Game

OHIO STATE 63, CALIFORNIA 45

March 26, 1946 – Madison Square Garden – New York, NY

CALIFORNIA (45) – Lafaille 9 4-4 22; Lerner 0 0-0 0; Wolfe 3 0-0 6; Anderson 0 0-0 0; Holcomb 0 1-1 1; Smith 2 0-0 4; Walker 2 0-0 4; Walker 1 2-7 4; Wray 0 1-2 1; Bower 0 1-1 1; Remer 0 0-0 0; Hogeboom 2 2-2 6; Dean 0 0-0 0. Totals 17 11-17 45.

OHIO STATE (63) – Bowen 6 4-4 16; Wells 0 0-0 0; Lovett 0 0-1 0; Snyder 3 4-5 10; Underman 6 7-8 19; Elliott 1 1-1 3; Huston 2 1-2 5; Johnston 0 0-0 0; Amlin 5 0-1 10; Kuhn 0 0-0 0. Totals 23 17-22 63.

| | | | | |
|------------|----|----|---|----|
| California | 21 | 24 | - | 45 |
| Ohio State | 22 | 41 | - | 63 |

Fouled out: none. Officials: Orwig, Nucatola.

1957

West Regional 1st Round

CALIFORNIA 86, BYU 59

March 15, 1957 – Gill Coliseum – Corvallis, OR

BYU (59) – Benson 7 3-4 17; Rowe 3 2-2 8; Gustin 1 2-2 4; Jones 2 0-0 4; Jason 0 0-0 0; Thacker 2 1-2 5; Anderson 2 1-3 5; Stnke 6 2-2 14; Ptsen 0 0-0 0; Wilkes 0 2-2 2. Totals 23 13-17 59.

CALIFORNIA (86) – Friend 11-25 3-6 25; Robinson 8-14 2-2 18; Diaz 0-4 0-0 0; McIntosh 2-4 0-0 0 4; McKeen 2-6 1-2 5; Arrillaga 3-6 0-1 6; Buch 5-8 2-3 12; Grout 3-4 0-0 6; Hagler 3-8 3-4 9; Kapp 0-0 0-0 0; Sterling 0-0 1-2 1; Simpson 0-2 0-0 0. Totals 37-81 12-20 86.

Rebounds: Cal 39 (Friend 7).

West Regional Final

SAN FRANCISCO 50, CALIFORNIA 46

March 16, 1957 – Gill Coliseum – Corvallis, OR

SAN FRANCISCO (50) – Preaseau 0 5 5; Farmer 4 3 11; Mallen 0 0 0; Day 4 1 9; Brown 8 4 20; Dunbar 0 5 5. Totals 16 18 50.

CALIFORNIA (46) – Friend 5-13 2-3 12; Robinson 6-13 4-4 16; Diaz 0-1 4-5 4; McIntosh 1-3 2-2 4; McKeen 3-5 0-1 6; Arrillaga 0-2 0-0 0; Buch 0-2 2-2 2; Grout 1-3 0-1 2; Hagler 0-1 0-2 0; Kapp 0-0 0-0 0. Totals 16-43 14-20 46.

Rebounds: Cal 28 (Friend, Robinson, McKeen 6).

1958

West Regional Semifinal

CALIFORNIA 54, IDAHO STATE 43

March 14, 1958 – Cow Palace – San Francisco, CA

IDAHO STATE (43) – Blemen 7 0 14; Christian 0 2 2; Bacher 5 1 11; Rodgers 1 0 2; Germaine 3 4 10; Morris 1 0 2; Adelhardt 0 0 0; Griffin 1 0 2; Kugler 0 0 0. Totals 18 7 43.

CALIFORNIA (54) – Dalton 4 2 10; Sterling 2 2 6; McIntosh 4 2 10; Buch 2 1 5; Robinson 5 3 13; Grout 0 0 0; Fitzpatrick 1 1 3; Imhoff 1 1 3; Kapp 0 0 0; Schneider 1 2 4. Totals 20 14 54.

| | | | | |
|-------------|----|----|---|----|
| Idaho State | 20 | 23 | - | 43 |
| California | 24 | 30 | - | 54 |

West Regional Final

SEATTLE 66, CALIFORNIA 62 OT


March 15, 1958 – Cow Palace – San Francisco, CA

SEATTLE (66) – Ogorek 3 2 8; Frizzell 1 1 3; Baylor 9 8 26; Brown 6 0 12; Harney 2 5 9; Piaserki 0 0 0; Saunders 3 2 8. Totals 24 18 66.

CALIFORNIA (62) – Dalton 1 1 3; Sterling 7 1 15; McIntosh 7 2 16; Buch 4 2 10; Robinson 6 3 15; Grout 1 0 2; Fitzpatrick 0 1 1. Totals 26 10 62.

| | | | | | |
|------------|----|----|---|---|----|
| Seattle | 29 | 31 | 6 | - | 66 |
| California | 37 | 23 | 2 | - | 62 |

Fouled out: Dalton.



1959 NCAA Champions

1959

West Regional Semifinal

CALIFORNIA 71, UTAH 53

March 13, 1959 – Cow Palace – San Francisco, CA

UTAH (53) – Ruffell 4-6 0-1 8; Chestang 3-9 3-4 9; Pollard 4-7 1-1 9; Condie 4-8 0-1 8; Shores 0-4 2-3 2; Crisler 3-6 3-5 9; Rhead 0-1 1-2 1; Morton 1-1 2-2 4; Thomas 0-0 0-0 0; Cutler 0-0 0-0 0; Ancell 0-0 0-0 0; Van Wagenen 0-1 3-4 3. Totals 19-43 15-23 53.

CALIFORNIA (71) – Dalton 6-8 1-1 13; McClintock 4-12 1-3 9; Imhoff 3-9 3-4 9; Buch 7-17 1-2 15; Fitzpatrick 4-14 4-4 12; Grout 1-2 0-0 2; Simpson 1-2 0-0 2; Doughty 3-5 0-0 6; Mann 0-2 0-0 0; Shultz 0-1 1-2 1; Langley 0-0 0-0 0; Gillis 1-2 0-0 2. Totals 30-74 11-16 71.

Fouled out: none. Rebounds: Utah 34 (Chestang 9), Cal 49 (McClintock 12). Total fouls: Utah 12, Cal 18.

West Regional Final

CALIFORNIA 66, SAINT MARY'S 46

March 14, 1959 – Cow Palace – San Francisco, CA

ST. MARY'S (46) – Doss 6-17 2-2 14; Sigaty 2-7 0-1 4; Meschery 2-9 1-3 4; BDold 1-5 1-1 3; Barry 6-16 2-2 14; Brennan 2-5 2-3 6; JDold 0-0 0-0 0; Tamm 0-1 0-2 0; Claiborne 0-0 0-0 0. Totals 19-61 8-15 46.

CALIFORNIA (66) – Dalton 3-7 7-7 13; McClintock 4-7 2-3 10; Imhoff 4-10 2-2 10; Buch 2-10 0-0 4; Fitzpatrick 9-16 3-3 21; Grout 2-3 0-0 4; Simpson 0-3 2-3 2; Doughty 0-1 0-0 0; Mann 0-0 0-0 0; Langley 0-0 0-0 0; Gillis 0-0 0-0 0; Shultz 0-0 2-2 2. Totals 24-57 18-20 66.

Fouled out: none. Rebounds: SMC 35 (Doss 12) Cal 49 (Imhoff 15). Total fouls: SMC 14, Cal 14.

Final Four Semifinal

CALIFORNIA 64, CINCINNATI 58

March 20, 1959 – Freedom Hall – Louisville, KY

CALIFORNIA (64) – McClintock 2-11 2-4 6; Dalton 2-4 3-4 7; Imhoff 10-25 2-5 22; Fitzpatrick 2-9 0-0 4; Buch 7-15 4-6 18; Grout 2-7 1-2 5; Simpson 1-2 0-0 2. Totals 26-73 12-21 64.

CINCINNATI (58) – Robertson 5-16 9-11 19; Weisenhahn 5-11 0-0 10; Tenwick 2-6 1-1 5; Davis 6-15 1-2 13; Whitaker 4-7 0-2 8; Landfried 0-1 3-5 3; Bouldin 0-0 0-1 0. Totals 22-56 14-22 58.

Fouled out: Dalton. Rebounds: Cal 56 (Imhoff 16), Cin 42 (Robertson 19). Total fouls: Cal 17, Cin 15. Officials: Mihalik, Bell. Attendance: 18,619.

Final Four Championship

CALIFORNIA 71, WEST VIRGINIA 70

March 21, 1959 – Freedom Hall – Louisville, KY

CALIFORNIA (71) – McClintock 4-13 0-1 8; Dalton 6-11 3-4 15; Imhoff 4-13 2-2 10; Buch 0-4 2-2 2; Fitzpatrick 8-13 4-7 20; Simpson 0-1 0-0 0; Grout 4-5 2-2 10; Doughty 3-6 0-0 6. Totals 29-66 13-18 71.

WEST VIRGINIA (70) – West 10-21 8-12 28; Akers 5-8 0-1 10; Clousson 4-7 2-3 10; Smith 2-5 1-1 5; Bolyard 1-4 4-4 6; Ritchie 1-4 2-2 4; Retton 0-0 2-2 2; Patrone 2-6 1-2 5. Totals 25-55 20-27 70.

| | | | | |
|---------------|----|----|---|----|
| California | 39 | 32 | - | 71 |
| West Virginia | 33 | 37 | - | 70 |

Fouled out: none. Rebounds: Cal 38 (McClintock 10), WVU 41 (West 11). Total fouls: Cal 18, WVU 16. Officials: Bell, Mihalik. Attendance: 18,498.

1960


West Regional 1st Round

CALIFORNIA 71, IDAHO STATE 44

March 8, 1960 – Cow Palace – San Francisco

IDAHO STATE (44) – Goodwin 3 4 10; Griffith 0 0 0; Watkins 5 5 15; Swopes 3 4 10; Germaine 2 0 4; Kugler 1 0 2; McNaley 1 1 3; Moulton 0 0 0. Totals 15 14 44.

CALIFORNIA (71) – Imhoff 7-8 5-6 19; McClintock 7-11 1-3 15;



1960 NCAA Runner-up Team

Gillis 5-11 0-1 10; Shultz 2-6 0-0 4; Doughty 3-6 0-0 6; Wendell 3-6 0-2 6; Stafford 1-2 4-5 6; Mann 0-3 2-2 2; Pearson 0-0 0-0 0; Alexander 0-0 3-4 3; Averbuck 0-0 0-0 0. Totals 28-55 15-23 71.
 Idaho State 15 29 - 44
 California 34 37 - 71
 Fouled out: none. Rebounds: Cal 38 (Imhoff 11). Total fouls: ISU 16, Cal 15. Officials: Filiberti, Overly.

West Regional Semifinal

CALIFORNIA 69, SANTA CLARA 49

March 11, 1960 – Hec Edmundson Pavilion – Seattle, WA

CALIFORNIA (69) – Gillis 4-12 3-3 11; McClintock 6-12 1-2 13; Imhoff 7-12 2-2 16; Wendell 2-3 1-1 5; Shultz 6-13 4-5 16; Mann 0-0 0-0 0; Doughty 0-2 2-2 2; Stafford 1-1 0-0 2; Morrison 1-1 1-4 3; Pearson 0-0 1-2 1; Alexander 0-0 0-0 0; Averbuck 0-0 0-0 0. Totals 27-56 15-21 69.

SANTA CLARA (49) – Jerry Bachich 2-3 0-1 4; Frank Sobrero 2-8 1-1 5; Joe Sheaff 2-5 1-3 5; Jim Russi 7-18 6-6 20; Barry Christina 0-3 0-2 0; Ron McGee 2-8 3-4 7; Pete Lillevand 1-3 3-4 5; Gary Keister 1-2 1-3 3; John Marshall 0-0 0-0 0; A. Buoncristiani 0-1 0-0 0; Dave Ramm 0-1 0-0 0. Totals 17-52 15-24 49.

| | | | | |
|-------------|----|----|---|----|
| California | 31 | 38 | - | 69 |
| Santa Clara | 22 | 27 | - | 49 |

Fouled out: none. Rebounds: Cal 48 (Imhoff 12), SCU 32 (Sheaff 6). Total fouls: Cal 18, SCU 15. Officials: George, Ryan.

West Regional Final

CALIFORNIA 70, OREGON 49

March 12, 1960 – Hec Edmundson Pavilion – Seattle, WA

CALIFORNIA (70) – Tandy Gillis 2-6 0-0 4; Bill McClintock 5-15 2-6 12; Darrall Imhoff 5-12 8-9 18; Earl Shultz 5-6 1-2 11; Bob Wendell 1-6 2-3 4; Dick Doughty 3-4 4-5 10; Dave Stafford 0-2 5-9 5; Jerry Mann 2-3 0-0 4; Stan Morrison 1-1 0-0 2; Bill Alexander 0-0 0-0 0; Ed Pearson 0-0 0-0 0; Ned Averbuck 0-0 0-0 0. Totals 24-55 22-34 70.

OREGON (49) – Dave Herron 3-12 8-11 14; Bill Simmons 1-3 0-1 2; Glenn Moore 3-9 3-3 9; Chuck Rask 7-10 1-4 15; Denny Strickland 0-6 0-0 0; Charlie Warren 1-7 4-5 6; Wally Knecht 0-0 3-5 3; Butch Kimpton 0-1 0-0 0; Stu Robertson 0-0 0-0 0; Leon Hayes 0-0 0-0 0. Totals 15-48 19-29 49.

| | | | | |
|------------|----|----|---|----|
| California | 32 | 38 | - | 70 |
| Oregon | 21 | 28 | - | 49 |

Fouled out: Stafford. Rebounds: Cal 54 (McClintock 15), Ore 32 (Warren 8). Total fouls: Cal 21, Ore 23. Officials: George, Ryan. Attendance: 7,000.

Final Four Semifinal

CALIFORNIA 77, CINCINNATI 69

March 18, 1960 – Cow Palace – San Francisco, CA

CALIFORNIA (77) – Tandy Gillis 5-10 3-3 13; Bill McClintock 5-12 8-10 18; Darrall Imhoff 10-21 5-5 25; Earl Shultz 4-7 3-5 11; Bob Wendell 0-4 4-7 4; Dick Doughty 1-3 0-0 2; Dave Stafford 1-4 2-2 4; Totals 26-61 25-32 77.

CINCINNATI (69) – Oscar Robertson 4-16 10-12 18; Larry Willey 4-9 1-2 9; Paul Hogue 5-9 4-6 14; Ralph Davis 4-8 2-2 10; Carl Bouldin 4-7 0-0 8; Tom Sizer 0-0 0-1 0; Bob Weisenhahn 5-8 0-0 10; John Bryant 0-1 0-0 0; Sandy Pomerzantz 0-0 0-0 0. Totals 26-60 17-23 69.

| | | | | |
|------------|----|----|---|----|
| California | 34 | 43 | - | 77 |
| Cincinnati | 30 | 39 | - | 69 |

Fouled out: Hogue. Rebounds: Cal 43 (Imhoff 11), Cin 40 (Hogue 11). Total fouls: Cal 17, Cin 24. Officials: Mihalik, Conway. Attendance: 14,500.

Final Four Championship

OHIO STATE 75, CALIFORNIA 55

March 19, 1960 – Cow Palace – San Francisco, CA

OHIO STATE (75) – Havlicek 4-8 4-5 12; Roberts 5-6 0-1 10; Lucas 7-9 2-2 16; Nowell 6-7 3-3 15; Siegfried 5-6 3-6 13; Gearhart 0-1 0-0 0; Cedargren 0-0 1-2 1; Furry 2-4 0-0 4; Hoyt 0-1 0-0 0; Barker 0-0 0-0 0; Knight 0-1 0-0 0; Nourse 2-3 0-0 4. Totals 33-46 13-19 75.

CALIFORNIA (55) – McClintock 4-15 2-3 10; Gillis 4-9 0-0 8; Imhoff 3-9 2-2 8; Wendell 0-6 4-4 4; Shultz 2-8 2-2 6; Mann 3-5 1-1 7; Doughty 4-5 3-3 11; Stafford 0-1 1-2 1; Morrison 0-0 0-0 0; Averbuck 0-0 0-1 0; Pearson 0-1 0-0 0; Alexander 0-0 0-0 0. Totals 20-59 15-18 55.

Fouled out: none. Rebounds: OSU 35 (Lucas 10), Cal 28 (Doughty 6). Total fouls: OSU 13, Cal 15.

1990

East Regional 1st Round

CALIFORNIA 65, INDIANA 63

March 15, 1990 – Hartford Civic Center – Hartford, CT

#9 CALIFORNIA (65) – Walton 3-6 2-2 11; Fisher 4-11 0-0 9; Hendrick 3-8 7-10 13; Smith 6-11 6-6 19; Drew 2-7 0-0 5; Elleby 1-2 2-4 5; Reyes 1-2 1-2 3. Team 20-47 18-24 65.

#8 INDIANA (63) – Nover 0-0 0-0 0; Cheaney 8-18 1-2 17; Anderson 9-14 0-0 20; GGraham 2-7 5-6 11; Meeks 1-3 0-0 3; Reynolds 0-0 0-0 0; Lawson 0-2 0-1 0; PGraham 3-6 4-4 12; Leary 0-0 0-0 0. Totals 23-50 10-13 63.

| | | | | |
|------------|----|----|---|----|
| California | 27 | 38 | - | 65 |
| Indiana | 26 | 37 | - | 63 |

3-point goals: Cal 7-15 (Walton 3-6, Fisher 1-1, Smith 1-3, Drew 1-3, Elleby 1-2), Ind 7-12 (Anderson 2-4, GGraham 2-4, Meeks 1-1, PGraham 2-3). Fouled out: none. Rebounds: Cal 29 (Hendrick 10), Ind 31 (Cheaney, Anderson 8). Assists: Cal 8 (Smith 4), Ind 16 (Meeks 6). Total fouls: Cal 16, Ind 18. Technical fouls: none. Officials: Hausman, Rose, Thornly. Attendance: 15,937.

East Regional 2nd Round

CONNECTICUT 74, CALIFORNIA 54

March 17, 1990 – Hartford Civic Center – Hartford, CT

#9 CALIFORNIA (54) – Walton 3-7 0-0 7; Fisher 6-7 5-8 17; Hendrick 5-7 2-4 12; Smith 3-6 3-3 9; Drew 2-6 0-2 5; Elleby 0-4 2-2 2; Reyes 0-0 0-0 0; Harrell 0-1 2-3 2; McDonough 0-0 0-0 0; Carty 0-0 0-0 0; Branham 0-1 0-0 0; Brigham 0-0 0-0 0. Totals 19-39 14-22 54.

#1 CONNECTICUT (74) – Burrell 4-9 5-6 13; Henefeld 4-7 1-2 10; Sellers 1-4 0-0 2; Smith 6-17 7-8 24; George 4-9 2-2 10; Walker 1-1 0-0 2; Williams 0-1 0-0 0; Gwynn 3-10 2-3 9; DePriest 1-4 1-2 3; Cyrulik 0-0 0-0 0; Pikiell 0-0 1-2 1; Macklin 0-1 0-0 0. Totals 24-63 19-25 74.

| | | | | |
|-------------|----|----|---|----|
| California | 26 | 28 | - | 54 |
| Connecticut | 42 | 32 | - | 74 |

3-point goals: Cal 2-12 (Walton 1-4, Fisher 0-1, Drew 1-4, Elleby 0-2, Branham 0-1), UConn 7-17 (Henefeld 1-1, Smith 5-13, George 0-1, Gwynn 1-2). Fouled out: none. Rebounds: Cal 33 (Walton 8), UConn 32 (Burrell 7). Assists: Cal 11 (Smith 5), UConn 11 (George 3). Total fouls: Cal 19, UConn 21. Technical fouls: Cal bench. Officials: Hausman, Rose, Thornly. Attendance: 16,011.

1993

Midwest Regional 1st Round

CALIFORNIA 66, LSU 64

March 18, 1993 – Rosemont Horizon – Rosemont, IL

#11 LSU (64) – Brandon 7-19 0-0 17; Ceasar 5-11 0-0 11; Hammink 4-9 2-4 10; Owens 2-5 0-0 5; Hansen 0-0 0-0 0; Annison 0-0 0-0 0; Williamson 2-10 4-6 10; Gipson 0-1 0-0 0; Burns 2-4 0-0 4; Johnson 3-5 1-2 7. Totals 25-64 7-12 64.

#6 CALIFORNIA (66) – Grigsby 5-8 1-4 11; Murray 10-18 2-4 23; Hendrick 4-7 0-0 8; Kidd 4-12 6-9 16; Roberts 2-7 0-0 4; Buckley 0-1 0-0 0; Haase 0-2 0-0 0; Johnson 0-2 0-0 0; Jones 0-1 0-0 0; Jamison 2-2 0-0 4. Totals 27-60 9-17 66.

| | | | | |
|------------|----|----|---|----|
| LSU | 29 | 35 | - | 64 |
| California | 36 | 30 | - | 66 |

3-point goals: LSU 7-16 (Brandon 3-6, Ceasar 1-3, Owens 1-2, Williamson 2-5), Cal 3-13 (Murray 1-4, Kidd 2-4, Roberts 0-2, Buckley 0-1, Haase 0-1, Jones 0-1). Fouled out: none. Rebounds: LSU 40 (Brandon, Hammink 8), Cal 40 (Murray 10). Assists: LSU 7 (Brandon, Johnson 3), Cal 12 (Kidd 7). Total fouls: LSU 14, Cal 14. Technical fouls: none. Officials: Harmon, Hillary, Sternberger. Attendance: 17,463.

Midwest Regional 2nd Round

CALIFORNIA 82, DUKE 77

March 20, 1993 – Rosemont Horizon – Rosemont, IL

#6 CALIFORNIA (82) – Grigsby 3-5 2-2 8; Murray 11-17 3-6 28; Hendrick 3-10 2-2 8; Kidd 4-11 2-3 11; Roberts 2-5 0-0 5; Buckley 2-3 0-0 6; Haase 5-6 0-1 13; Johnson 1-3 0-2 2; Jones 0-1 0-0 0; Jamison 0-1 1-3 1. Totals 31-62 10-19 82.

#3 DUKE (77) – Lang 0-3 0-0 0; GHill 8-15 0-0 18; Parks 1-4 0-0 2; Hurley 9-22 8-8 32; THill 4-12 5-6 14; Clark 0-2 2-2 2; Blakeney 1-1 0-0 2; Collins 1-2 0-0 3; Meek 0-1 4-6 4; Totals 24-62 19-22 77.

| | | | | |
|------------|----|----|---|----|
| California | 47 | 35 | - | 82 |
| Duke | 37 | 40 | - | 77 |

3-point goals: Cal 10-17 (Murray 3-5, Kidd 1-2, Roberts 1-3, Buckley 2-3, Haase 3-4), Duke 10-25 (GHill 2-3, Hurley 6-18, THill 1-2, Clark 0-1, Collins 1-1). Fouled out: none. Rebounds: Cal 40 (Hendrick 12), Duke 36 (Lang, GHill 7). Assists: Cal 23 (Kidd 14, Duke 15 (Hurley 9)). Total fouls: Cal 18, Duke 19. Technical fouls: none. Officials: Harmon, Hillary, Corbin. Attendance: 17,463.

Midwest Regional Semifinal

KANSAS 93, CALIFORNIA 76

March 25, 1993 – St. Louis Arena – St. Louis, MO

#6 CALIFORNIA (76) – Grigsby 1-1 1-1 3; Murray 9-22 2-4 23; Hendrick 7-8 1-3 15; Kidd 6-12 1-3 13; Roberts 1-5 3-3 5; Buckley 2-5 0-0 5; Haase 4-9 0-0 10; Johnson 1-1 0-0 2; Jones 0-1 0-0 0; Jamison 0-1 0-0 0; Graves 0-0 0-0 0; Branham 0-0 0-0 0. Totals 31-65 8-13 76.

#2 KANSAS (93) – Hancock 4-7 2-3 10; Scott 3-5 3-4 9; Pauley 5-10 0-0 10; Walters 8-9 4-5 24; Jordon 5-9 2-2 15; Woodberry 3-8 7-7 13; Rayford 3-8 7-7 13; Richey 1-4 2-2 4; Ostertag 2-4 0-0 4; Gurley 0-0 0-0 0. Totals 32-57 21-25 93.

| | | | | |
|------------|----|----|---|----|
| California | 40 | 36 | - | 76 |
| Kansas | 43 | 50 | - | 93 |

3-point goals: Cal 6-26 (Murray 3-11, Kidd 0-3, Roberts 0-3, Buckley 1-3, Haase 2-5, Jones 0-1), KU 8-11 (Walters 4-5, Jordon 3-4, Woodberry 0-1, Rayford 0-1). Fouled out: Kidd, Pauley. Rebounds: Cal 28 (Hendrick 7), KU 38 (Jordon 7). Assists: Cal 18 (Kidd 10), KU 20 (Jordon 6). Total fouls: Cal 23, KU 15. Technical fouls: none. Officials: Burr, Lembo, Marcum. Attendance: 17,883.

1994

West Regional 1st Round

WISCONSIN-GREEN BAY 61, CALIFORNIA 57

March 17, 1994 – Dee Events Center – Ogdon, UT

#12 WISCONSIN-GREEN BAY (61) – Westlake 0-1 0-0 0; Jackson 1-1 0-0 3; Martinez 4-11 2-2 13; Grzcsk 2-5 0-0 4; VanderVelven 2-4 1-2 6; Nordgaard 12-20 0-2 24; Berlowski 0-6 0-0 0; Ludvigson 3-5 1-2 7; LeDuc 2-2 0-0 4; Zavada 0-1 0-0 0. Totals 26-56 4-8 61.

#5 CALIFORNIA (57) – Buckley 3-6 2-3 8; Kidd 4-17 3-3 12; McQueen 1-3 1-2 3; Murray 6-21 6-9 18; Jones 2-3 0-0 5; Stewart 0-1 2-4 2; Jamison 3-5 3-3 9. Totals 19-56 17-24 57.

| | | | | |
|--------------|----|----|---|----|
| UW-Green Bay | 32 | 29 | - | 61 |
| California | 23 | 34 | - | 57 |

3-point goals: UWGB 5-11 (Jackson 1-1, Martinez 3-5, Grzcsk 0-1, VanderVelven 1-2, Berlowski 0-2), Cal 2-19 (Buckley 0-1, Kidd 1-7, McQueen 0-2, Murray 0-7, Jones 1-2). Fouled out: Jones. Rebounds: UWGB 30 (Nordgaard 9), Cal 45 (Kidd, Murray 11). Assists: UWGB 22 (Martinez 7), Cal 8 (Kidd 7). Total fouls: UWGB 22, Cal 14. Technical fouls: none. Officials: Wirtz, Corbett, Hartzell. Attendance: 12,126.

1996

Midwest Regional 1st Round

IOWA STATE 74, CALIFORNIA 64

March 14, 1996 – Reunion Arena – Dallas, TX

#12 CALIFORNIA (64) – Abdur-Rahim 1-6 4-6 7; Gonzalez 3-6 0-0 6; McQueen 2-5 0-0 5; Gray 3-10 0-0 6; Duck 3-6 0-0 7; Gardner 2-6 0-0 6; Fowlkes 8-13 9-11 26; McGruder 1-1 0-0 2; Stewart 0-0 0-0 0. Totals 23-53 13-17 64.

#5 IOWA STATE (74) – Bankhead 4-7 2-3 10; Pratt 6-12 6-10 18; Cato 5-8 1-2 11; Holloway 2-5 1-2 5; Willoughby 8-15 5-7 23; Modderman 1-4 0-2 3; Edwards 2-4 0-0 4; Rampton 0-0 0-0 0. Totals 28-55 15-26 74.

| | | | | |
|------------|----|----|---|----|
| California | 29 | 35 | - | 64 |
| Iowa State | 43 | 31 | - | 74 |

3-point goals: Cal 5-20 (Abdur-Rahim 1-1, Gonzalez 0-1, McQueen 1-4, Gray 0-3, Duck 1-3, Gardner 1-3, Fowlkes 1-5), ISU 3-6 (Bankhead 0-1, Holloway 0-2, Willoughby 2-2, Modderman 1-1). Fouled out: Fowlkes. Rebounds: Cal 27 (Gonzalez, Fowlkes 6), ISU 40 (Cato 8). Assists: Cal 8 (McQueen, Gray, Duck 2), ISU 14 (Holloway 5). Total fouls: Cal 25, ISU 16. Technical fouls: none. Officials: Paparo, Chrisman, Hartzell. Attendance: 13,554



Brian Hendrick



Michael Stewart

1997

East Regional 1st Round

CALIFORNIA 55, PRINCETON 52

March 13, 1997 – Joel Coliseum – Winston-Salem, NC

#12 PRINCETON (52) – Johnson 2-7 0-1 4; Lewullis 3-9 1-2 10; Goodrich 4-5 1-2 10; Earl 5-11 0-1 13; Henderson 7-9 0-0 15; Mastaglio 0-0 0-0 0; Rosenfeld 0-1 0-0 0. Totals 21-42 2-6 52.

#5 CALIFORNIA (55) – Grigsby 4-6 2-2 10; Gonzalez 5-10 3-6 13; Stewart 2-3 0-0 4; Duck 6-14 2-2 16; McGruder 1-6 2-2 5; Marks 2-8 3-4 7; McQueen 0-4 0-0 0; Jones 0-1 0-0 0; Jackson 0-0 0-0 0. Totals 20-52 12-16 55.

| | | | | |
|------------|----|----|---|----|
| Princeton | 29 | 23 | - | 52 |
| California | 23 | 32 | - | 55 |

3-point goals: Prince 8-21 (Johnson 0-4, Lewullis 3-7, Goodrich 1-1, Earl 3-8, Henderson 1-1), Cal 3-11 (Duck 2-7, McGruder 1-1, McQueen 0-3). Fouled out: none. Rebounds: Prince 18 (Johnson 4), Cal 38 (Grigsby, McGruder 8). Assists: Prince 13 (Henderson 5), Cal 10 (McGruder 7). Total fouls: Prince 13, Cal 13. Technical fouls: none. Officials: Gracey, McDonald, Petro. Attendance: 14,368.

East Regional 2nd Round

CALIFORNIA 75, VILLANOVA 68

March 15, 1997 – Joel Coliseum – Winston-Salem, NC

#5 CALIFORNIA (75) – Grigsby 3-7 5-8 11; Gonzalez 9-13 5-9 23; Stewart 2-5 0-0 4; Duck 4-9 5-8 16; McGruder 0-1 3-4 3; Jones 3-4 0-1 6; McQueen 4-5 3-4 12; Marks 0-0 0-0 0; Jackson 0-1 0-0 0. Totals 25-45 21-34 75.

#4 VILLANOVA (68) – Thomas 5-12 0-0 11; Kornegay 0-1 0-0 0; Lawson 4-8 3-6 11; Celestand 3-10 0-0 8; Williams 11-21 6-9 31; Caouette 1-6 0-0 2; Allen 0-0 0-2 0; Bigus 0-0 0-0 0; Brown 2-2 0-0 5. Totals 26-60 9-17 68.

| | | | | |
|------------|----|----|---|----|
| California | 34 | 41 | - | 75 |
| Villanova | 36 | 32 | - | 68 |

3-point goals: Cal 4-7 (Duck 3-5, McQueen 1-1, Jackson 0-1), Vil 7-23 (Thomas 1-7, Celestand 2-4, Williams 3-8, Caouette 0-3, Brown 1-1). Fouled out: Jones. Rebounds: Cal 33 (Grigsby 13), Vil 31 (Williams 8). Assists: Cal 12 (McGruder 6), Vil 11 (Celestand 4). Total fouls: Cal 17, Vil 25. Technical fouls: none. Officials: Rutledge, Reynolds, Gracey. Attendance: 14,368.

East Regional Semifinal

NORTH CAROLINA 63, CALIFORNIA 57

March 21, 1997 – Carrier Dome – Syracuse, NY

#5 CALIFORNIA (57) – Grigsby 3-10 4-4 10; Gonzalez 1-4 2-6 4; Stewart 4-8 1-3 9; Duck 6-13 0-1 15; McGruder 0-4 0-0 0; McQueen 3-9 0-0 8; Marks 4-7 0-0 11; Jones 0-0 0-0 0. Totals 21-55 7-14 57.

#1 NORTH CAROLINA (63) – Okulaja 2-4 0-0 5; Jamison 8-15 5-8 21; Zwikker 2-8 2-2 6; Williams 4-8 0-0 12; Carter 5-10 2-2 14; Ndiaye 0-0 0-0 0; Cota 1-4 2-5 5. Totals 22-49 11-17 63.

| | | | | |
|----------------|----|----|---|----|
| California | 26 | 31 | - | 57 |
| North Carolina | 28 | 35 | - | 63 |

3-point goals: Cal 8-23 (Duck 3-7, McGruder 0-4; McQueen 2-8, Marks 3-4), UNC 8-14 (Okulaja 1-2, Williams 4-7, Carter 2-4, Cota 1-1). Fouled out: none. Rebounds: Cal 37 (Grigsby, Stewart 7), UNC 34 (Zwikker 10). Assists: Cal 16 (McGruder 7), UNC 14 (Cota 8). Total fouls: Cal 16, UNC 14. Technical fouls: none. Officials: Burr, Foote, Jansen. Attendance: 30,617

2001

South Regional 1st Round

FRESNO STATE 82, CALIFORNIA 70

March 16, 2001 – The Pyramid – Memphis, TN

#9 FRESNO STATE (82) – Jeffries 5-10 4-6 15; Swillis 3-8 1-1 7; Ely 8-12 5-9 21; Maddox 1-8 5-10 7; Porter 7-13 8-8 27; Jackson 1-3 0-0 2; Felix 0-0 0-0 0; Demanby 1-2 0-0 3; Al-Sayyad 0-0 0-0 0. Totals 26-56 23-34 82.

#8 CALIFORNIA (70) – Legans 6-12 2-2 15; SHughes 4-7 1-3 9; Lampley 6-18 1-4 13; Wethers 3-8 4-4 10; Shipp 2-5 1-2 5; Diggs 0-0 0-1 0; Smith 1-3 0-0 2; Gates 2-5 3-3 7; Vander Laan 2-2 0-0 4; GHughes 0-0 0-0 0; Lingle 0-0 0-0 0; Forehan-Kelly 2-5 1-1 5. Totals 28-65 13-20 70.

| | | | | |
|--------------|----|----|---|----|
| Fresno State | 34 | 48 | - | 82 |
| California | 30 | 40 | - | 70 |

3-point: FSU 7-24 (Jeffries 1-5, Swillis 0-1, Maddox 0-4, Porter 5-10, Jackson 0-2, Demanby 1-2), Cal 1-12 (Legans 1-5, Lampley 0-1, Shipp 0-2, Gates 0-3, Forehan-Kelly 0-1). Fouled out: Forehan-Kelly. Rebounds: FSU 39 (Ely 13), Cal 34 (Lampley 8). Assists: FSU 17 (Maddox 10), Cal 11 (Lampley 4). Fouls: FSU 19, Cal 25. Technical fouls: none. Officials: Valentine, Hartzell, Janssen. Attendance: 8,602.

2002

South Regional 1st Round

CALIFORNIA 82, PENNSYLVANIA 75

March 15, 2002 – Mellon Arena – Pittsburgh, PA

#11 PENNSYLVANIA (75) – Onyekwe 5-9 5-6 16; Archibong 5-17 5-6 16; Schiffner 4-6 0-0 12; Toole 3-11 2-2 9; Begley 2-4 0-0 6; Klatsky 1-3 0-0 3; Fikiel 1-4 4-4 6; Solomito 0-0 0-0 0; Chubb 0-0 0-0 0; King 3-3 0-0 7; Tross 0-0 0-0 0. Totals 24-57 16-18 75.

#6 CALIFORNIA (82) – Sampson 1-3 1-2 3; Shipp 4-7 11-14 20; SHughes 4-6 0-0 8; Legans 3-3 4-4 12; Wethers 7-10 5-7 19; Diggs 1-6 0-0 2; Tamir 1-6 0-0 2; Forehan-Kelly 3-6 2-4 10; Gates 2-3 0-0 6. Totals 26-50 23-31 82.

| | | | | |
|--------------|----|----|---|----|
| Pennsylvania | 32 | 43 | - | 75 |
| California | 40 | 42 | - | 82 |

3-point goals: Penn 11-24 (Onyekwe 1-2, Archibong 1-4, Schiffner 4-6, Toole 1-6, Begley 2-4, Klatsky 1-1, King 1-1), Cal 7-15 (Shipp 1-2, Legans 2-2, Wethers 0-1, Tamir 0-2, Forehan-Kelly 2-5, Gates 2-3). Fouled out: Schiffner, Begler. Rebounds: Penn 32 (Archibong 10), Cal 31 (Sampson 10). Assists: Penn 17 (Toole), Cal 19 (Legans 6). Total fouls: Penn 24, Cal 18. Technical fouls: none. Officials: Hillary, Adams, Stuart. Attendance: 17,015.

South Regional 2nd Round

PITTSBURGH 63, CALIFORNIA 50

March 17, 2002 – Mellon Arena – Pittsburgh, PA

#6 CALIFORNIA (50) – Sampson 1-6 0-0 2; Shipp 4-11 2-2 11; GHughes 3-4 1-4 7; Legans 4-12 2-2 13; Wethers 2-6 5-8 9; Diggs 1-2 0-0 2; Tamir 1-5 0-0 2; SHughes 0-0 0-0 0; Famulener 0-0 0-0 0; Forehan-Kelly 1-7 0-0 2; Gates 1-5 0-0 2. Totals 18-58 10-16 50.

#3 PITTSBURGH (63) – Brown 1-5 1-2 3; Zavackas 1-6 1-3 4; Troutman 3-5 5-10 11; Page 7-10 0-0 17; Knight 4-12 3-9 11; Demetris 0-0 0-0 0; Johnson 2-6 0-0 5; McCarroll 0-0 0-0 0; Lett 4-8 2-2 10; Morris 1-1 0-0 2. Totals 23-53 12-26 63.

| | | | | |
|------------|----|----|---|----|
| California | 26 | 24 | - | 50 |
| Pittsburgh | 26 | 37 | - | 63 |

3-point goals: Cal 4-24 (Shipp 1-5, Legans 3-8, Wethers 0-1, Tamir 0-2, Forehan-Kelly 0-6, Gates 0-2), Pitt 5-17 (Zavackas 1-3, Page 3-6, Knight 0-4, Johnson 1-4). Fouled out: SHughes, Wethers, Lett. Rebounds: Cal 39 (Shipp 8), Pitt 43 (Zavackas). Assists: Cal 11 (Tamir 3), Pitt 16 (Knight 7). Total fouls: Cal 23, Pitt 16. Technical fouls: none. Officials: Libbey, Pescatelli, Ted Hillary. Attendance: 17,015.

2003

East Regional 1st Round

**CALIFORNIA 76,
NORTH CAROLINA ST. 74 (OT)**

March 20, 2003 – Ford Center – Oklahoma City, OK

#9 NORTH CAROLINA STATE (74) – Hodge 4-9 6-6 14; Melvin 5-17 3-4 17; Powell 6-11 5-8 17; Sherrill 5-10 0-0 15; Crawford 4-6 1-2 9; Bennerman 1-3 0-0 2; Roach 0-0 0-0 0; Collins 0-0 0-0 0. Totals 25-56 15-20 74.

#8 CALIFORNIA (76) – Tamir 3-16 0-0 8; Shipp 8-18 7-9 24; Hughes 5-5 4-7 14; Midgley 4-9 0-0 11; Wethers 4-8 3-4 11; Diggs 0-2 0-0 0; Smith 0-0 0-0 0; Bond 0-0 0-1 0; Famulener 3-6 1-2 8; Paris 0-0 0-0 0. Totals 27-64 15-23 76.

| | | | | | |
|--------------------|----|----|----|---|----|
| North Carolina St. | 36 | 30 | 8 | - | 74 |
| California | 39 | 27 | 10 | - | 76 |

3-point goals: NCS 9-21 (Hodge 0-3, Melvin 4-9, Powell 0-1, Sherrill 5-7, Crawford 0-1), Cal 7-20 (Tamir 2-10, Shipp 1-1, Midgley 3-6, Famulener 1-3). Fouled out: none. Rebounds: NCS 36 (Powell), Cal 38 (Hughes 9). Assists: NCS 16 (Crawford 7), Cal 17 (Shipp 5). Total fouls: NCS 19, Cal 14. Technical fouls: none. Officials: Burr, Bush, Driscoll. Attendance: 18,462.

East Regional 2nd Round

OKLAHOMA 74, CALIFORNIA 65

March 22, 2003 – Ford Center – Oklahoma City, OK

#8 CALIFORNIA (65) – Tamir 0-5 1-3 1; Shipp 9-17 2-2 20; Hughes 2-3 0-0 4; Midgley 0-2 0-0 0; Wethers 11-18 3-7 27; Benson 0-0 0-0 0; Diggs 0-0 0-0 0; Smith 2-4 0-0 5; Bond 0-0 0-0 0; Famulener 3-3 0-0 8; Paris 0-0 0-0 0. Totals 27-52 6-12 65.

#1 OKLAHOMA (74) – Gilbert 3-6 0-2 6; Bookout 9-11 4-5 22; White 4-9 2-2 12; Price 1-3 2-3 5; Alexander 4-11 5-8 15; Ere 1-5 0-0 3; Johnston 1-1 0-0 3; Brown 3-5 1-2 7; Szendrei 0-0 1-2 1. Totals 26-51 15-24 74.

| | | | | |
|------------|----|----|---|----|
| California | 24 | 41 | - | 65 |
| Oklahoma | 33 | 41 | - | 74 |

3-point goals: Cal 5-16 (Tamir 0-2, Shipp 0-3, Midgley 0-2, Wethers 2-5, Smith 1-2, Famulener 2-2), OU 7-13 (White 2-5, Price 1-2, Alexander 2-3, Ere 1-2, Johnston 1-1). Fouled out: Midgley. Rebounds: Cal 24 (Tamir 9), OU 36 (Bookout, Alexander 7). Assists: Cal 6 (Smith 3), OU 16 (White, Price 4). Total fouls: Cal 23, OU 15. Technical fouls: none. Officials: Cahill, Maxwell, Jones. Att.: 18,462.

2006

Atlanta Regional 1st Round

NORTH CAROLINA STATE 58, CALIFORNIA 52

March 17, 2006 – American Airlines Center – Dallas, TX

#10 NORTH CAROLINA STATE (58) – Evtimov 2-5 1-2 6; Bennerman 8-12 1-2 18; Simmons 5-11 2-3 12; Atsur 1-4 0-0 2; Bethel 2-3 0-0 6; Fells 1-2 1-2 4; Grant 0-2 6-8 6; McCauley 1-1 0-0 2; Brackman 1-2 0-0 2. Totals 21-42 11-17 58.

#7 CALIFORNIA (52) – Powe 5-13 4-7 14; Hardin 0-1 0-0 0; Ubaka 3-9 0-0 6; Wilkes 4-6 0-0 10; Robertson 1-2 0-0 3; Benson 5-8 3-3 13; Knezevic 1-2 0-0 3; Vierneisel 0-0 0-0 0; Midgley 1-6 0-0 3; Wilkes 0-0 0-0 0. Totals 20-47 7-10 52.

| | | | | |
|--------------------|----|----|---|----|
| North Carolina St. | 25 | 33 | - | 58 |
| California | 29 | 23 | - | 52 |

3-point goals: NCS 5-16 (Evtimov 1-4, Bennerman 1-3, Afsur 0-3, Bethel 2-3, Fells 1-1, Grant 0-1, Brackman 0-1), Cal 5-16 (Ubaka 0-3, Wilkes 2-3, Robertson 1-2, Knezevic 1-2, Midgley 1-6). Fouled out: none. Rebounds: NCS 25 (Simmons), Cal 26 (Powe 12). Assists: NCS 10 (Evtimov, Bennerman, Simmons, Grant 2), Cal 9 (Ubaka 4). Total fouls: NCS 15, Cal 18. Technical fouls: none. Officials: Donato, Adams, Pollard. Attendance: 19,263.

2009

West Regional 1st Round

MARYLAND 84, CALIFORNIA 71

March 19, 2009 – Sprint Center – Kansas City, MO

#10 Maryland (84) – Milbourne 3-6 2-4 9; Neal 6-11 2-2 15; Mosley 1-4 1-2 3; Vasquez 10-21 4-6 27; Bowie 5-9 2-4 12; Hayes 4-9 5-6 14; Tucker 0-0 0-0 0; Gregory 2-3 0-0 4. Totals 31-63 16-24 84.

#7 CALIFORNIA (71) – Boykin 4-9 1-2 9; Robertson 6-13 8-10

22; Wilkes 0-0 2-2 2; Randle 6-11 0-0 14; Christopher 4-14 2-2 10; Seeley 1-2 0-0 3; Gutierrez 3-7 1-1 9; Knezevic 0-1 0-0 0; Amoke 0-0 0-2 0; Kamp 1-2 0-0 2. Totals 25-59 14-19 71.

| | | | | |
|------------|----|----|---|----|
| Maryland | 34 | 50 | - | 84 |
| California | 31 | 40 | - | 71 |

3-point goals: UM 6-16 (Milbourne 1-1, Neal 1-2, Mosley 0-1, Vasquez 3-7, Bowie 0-2, Hayes 1-3), Cal 7-24 (Robertson 2-5, Randle 2-6, Christopher 0-7, Seeley 1-1, Gutierrez 2-4, Knezevic 0-1). Fouled out: Cal 2 (Christopher, Gutierrez.). Rebounds: UM 36 (Milbourne, Vasquez, Gregory 5), Cal 35 (Robertson 6). Assists: UM 18 (Bowie 7), Cal 12 (Randle 7). Total fouls: UM 17, Cal 22. Technical fouls: none. Officials: Higgins, Thibodeaux, Kissinger. Attendance: 17,319.

2010

South Regional 1st Round

CALIFORNIA 77, LOUISVILLE 62

March 19, 2010 – Jacksonville Veterans Memorial Arena – Jacksonville, FL

#9 Louisville (62) – Samuels 6-8 4-6 16; Swopshire 1-7 0-0 3; Sosa 3-7 1-3 8; Delk 0-1 0-0 0; Smith 2-8 0-0 5; Knowles 1-8 0-0 3; Siva 1-3 0-0 2; Buckles 10-11 0-0 20, Kuric 1-2 0-0 3; Jennings 1-4 0-0 2; Marra 0-1 0-0 0. Totals 26-60 5-9 62

#8 CALIFORNIA (77) – Boykin 4-9 1-1 9; Robertson 8-11 2-3 21; Gutierrez 2-4 3-5 7; Randle 5-9 9-10 21; Christopher 7-15 0-0 17; Knezevic 0-1 0-0 0; Zhang 0-1 2-3 0; Sanders-Frison 0-1 0-0 0. Totals 26-51 17-22 77.

| | | | | |
|------------|----|----|---|----|
| Louisville | 30 | 32 | - | 62 |
| California | 41 | 36 | - | 77 |

3-point goals: LOU 5-19 (Swopshire 1-2, Sosa 1-3, Smith 1-7, Knowles 1-4, Kuric 1-2, Marra 0-1), Cal 8-15 (Robertson 3-4, Randle 2-5, Christopher 3-5, Knezevic 0-1). Fouled out: None. Rebounds: LOU 37 (Buckles 9), Cal 28 (Christopher 8). Assists: LOU 13 (Sosa 5), Cal 17 (Boykin 5). Total fouls: LOU 19, Cal 14. Technical fouls: LOU-Team. Officials: Thornley, Gaffney, Edsall. Attendance: 12,251.

South Regional 2nd Round

DUKE 68, CALIFORNIA 53

March 21, 2010 – Jacksonville Veterans Memorial Arena – Jacksonville, FL

#8 CALIFORNIA (53) – Boykin 5-14 3-3 13; Robertson 3-9 3-4 10; Gutierrez 2-6 3-4 7; Randle 5-12 0-0 12; Christopher 1-4 0-0 2; Knezevic 0-0 2-2 2; Zhang 0-0 0-0 0; Sanders-Frison 3-3 1-3 7. Totals 19-48 12-16 53.

#1 Duke (68) – Singler 6-12 4-6 17; Thomas 1-4 0-0 2; Zoubek 6-6 2-4 14; Smith 9-18 1-3 20; Scheyer 1-11 4-4 7; Mason Plumlee 1-1 0-0 2; Dawkins 0-0 0-0 0; Miles Plumlee 3-4 0-0 6; Kelly 0-1 0-0 0; Davidson 0-0 0-0 0. Totals 27-57 11-17 68.

| | | | | |
|------------|----|----|---|----|
| California | 24 | 29 | - | 53 |
| Duke | 37 | 31 | - | 68 |

3-point goals: Cal 3-12 (Robertson 1-3, Gutierrez 0-1, Randle 2-6, Christopher 0-2), Duke 3-17 (Singler 1-6, Smith 1-2, Scheyer 1-8, Kelly 0-1). Fouled out: Cal 1 (Sanders-Frison.). Rebounds: Cal 33 (Boykin 11), Duke 34 (Zoubek 13). Assists: Cal 6 (Robertson, Gutierrez 2), Duke 11 (Singler, Scheyer 3). Total fouls: Cal 18, Duke 15. Technical fouls: none. Officials: Stuart, Littlewood, Clark. Attendance: 12, 547.

2012

First Four

SOUTH FLORIDA 65, CALIFORNIA 54

March 14, 2012 – University of Dayton Arena – Dayton, Ohio

#12 South Florida (65) – Rudd Jr.7-10 0-0 15; Collins 6-9 0-0 12; Gilchrist 5-8 1-3 11; Poland 3-3 3-3 10; Fitzpatrick 2-5 0-0 6; Anderson Jr. 2-4 0-0 4; Robertson 2-3 0-2 4; Noriega 1-6 0-0 3; Damour 0-0 0-0 0; Nash 0-1 0-0 0.

#12 CALIFORNIA (54) – Kamp 8-17 3-5 19; Gutierrez 4-10 2-3 11; Crabbe 3-14 2-2 10; Murray 2-3 1-2 5; Powers 1-1 0-0 2; Kravish 1-2 0-0 2; Thurman 1-3 0-0 2; Filley 1-1 0-0 2; Cobbs 0-2 1-2 1; Bak 0-3 0-0 0; Behrens 0-1 0-0 0; Chalian 0-0 0-0 0; Smith 0-1 0-0 0.

| | | | |
|---------------|----|----|----|
| South Florida | 36 | 29 | 65 |
| California | 13 | 41 | 54 |

3-point goals: South Florida 5-15 (Fitzpatrick 2-4; Rudd Jr. 1-3; Poland 1-1; Noriega 1-4; Robertson 0-1; Nash 0-1; Gilchrist 0-1), Cal 3-14 (Crabbe 2-9; Gutierrez 1-1; Cobbs 0-1; Murray 0-1; Kamp 0-2). Fouled out: South Florida-None, Cal-Kamp. Rebounds: South Florida 32 (Fitzpatrick 7), Cal 31 (Kamp 8). Assists: South Florida 15 (Nash 5), Cal 10 (Gutierrez 5). Total fouls: South Florida 14, Cal 14. Technical fouls: None. Officials: Mark Whitehead, Doug Shows, James Barker. Att.: 7,218.

2013

East Regional 2nd Round

CALIFORNIA 64, UNLV 61

March 21, 2013 – HP Pavilion – San Jose, Calif.

#12 California (64) – Crabbe 7-15 4-5 19; Cobbs 4-13 2-5 13; Thurman 6-6 0-0 12; Solomon 5-8 0-2 11; Kravish 3-8 0-0 6; Wallace 1-6 1-4 3; Bak 0-0 0-0 0; Kreklow 0-3 0-0 0; Smith 0-0 0-0 0. Totals 26-59 7-16 64.

#5 UNLV (61) – Dejean-Jones 5-15 3-6 15; Bennett 4-11 7-10 15; Reinhardt 4-13 0-0 11; Marshall 1-5 5-6 7; Birch 2-2 1-2 5; Moser 2-5 1-2 5; Hawkins 1-3 0-0 3; Thomas 0-2 0-0 0; Goodman 0-3 0-0 0. Totals 19-59 17-26 61.

| | | | |
|------------|----|----|----|
| California | 28 | 36 | 64 |
| UNLV | 28 | 33 | 61 |

3-point goals: California 5-11 (Cobbs 3-3; Solomon 1-1; Crabbe 1-4; Wallace 0-1; Kreklow 0-2), UNLV 6-20 (Reinhardt 3-8; Dejean-Jones 2-5; Hawkins 1-2; Moser 0-2; Marshall 0-2; Bennett 0-1). Fouled out: California-None, UNLV-None. Rebounds: California 41 (Crabbe 9; Kravish 9), UNLV 42 (Bennett 11). Assists: California 18 (Cobbs 6), UNLV 11 (Marshall 6). Att.: 17,997.

East Regional 3rd Round

SYRACUSE 66, CALIFORNIA 60

March 23, 2013 – HP Pavilion – San Jose, Calif.

#4 Syracuse (66) – Fair 6-14 5-8 18; Southerland 4-8 4-4 14; Carter-Williamsv4-8 4-9 12; Keita 2-4 7-10 11; Triche 1-8 5-8 8; Christmas 1-3 1-2 3; Cooney 0-0 0-0 0; Grant 0-1 0-0 0. Totals 18-46 26-41 66.

#12 California (60) – Solomon 7-12 8-13 22; Wallace 5-13 0-0 12; Thurman 4-7 1-2 9; Crabbe 3-9 0-0 8; Cobbs 2-9 1-2 5; Kravish 1-3 2-2 4; Kreklow 0-3 0-0 0; Smith 0-0 0-0 0. Totals 22-5612-19 60.

| | | | |
|------------|----|----|----|
| California | 24 | 36 | 60 |
| Syracuse | 32 | 34 | 66 |

3-point goals: California 4-21 (Crabbe 2-5; Wallace 2-8; Cobbs 0-5; Kreklow 0-2; Solomon 0-1), Syracuse 4-10 (Southerland 2-5; Triche 1-1; Fair 1-3; Carter-Williams 0-1). Fouled out-California-None, Syracuse-Southerland. Rebounds--California 34 (Solomon 14), Syracuse 37 (Southerland 9). Assists--California 14 (Cobbs 4), Syracuse 7 (Carter-Williams 3). Attendance: 18,030

MOST POINTS

Team: 86 vs. BYU (59), March 15, 1957
 Opponent: 93, Kansas vs. Cal (76), March 25, 1993
 Both Teams: 169, Kansas (93) vs. Cal (76), March 25, 1993
 Cal Individual: 28, Lamond Murray vs. Duke, March 20, 1993
 Opp. Individual: 32, Bobby Hurley, Duke, March 20, 1993

MOST FIELD GOALS MADE


Team: 37 vs. BYU, March 15, 1957
 Opponent: 33, Ohio State, March 19, 1960
 Cal Individual: 11, Larry Friend vs. BYU, March 15, 1957
 11, Lamond Murray vs. Duke, March 20, 1993
 11, Brian Wethers vs. Oklahoma, March 22, 2003
 Opp. Individual: 12, Bob Kurland, Oklahoma A&M, March 23, 1946
 12, Jeff Nordgaard, UW-Green Bay, March 17, 1994

MOST FIELD GOALS ATTEMPTED

Team: 81 vs. BYU, March 15, 1957
 Opponent: 64, LSU, March 18, 1993
 Cal Individual: 25, Larry Friend vs. BYU, March 15, 1957
 Opp. Individual: 22, Bobby Hurley, Duke, March 20, 1993

HIGHEST FIELD GOAL PERCENTAGE

Team: 55.6 vs. Villanova, March 15, 1997 (25-45)
 Opponent: 67.4, Ohio State, March 19, 1960 (33-46)
 Cal Individual: 100.0, Robert Thurman vs. UNLV, March 21, 2013 (6-6)
 Gabriel Hughes vs. North Carolina State, March 20, 2003 (5-5)
 Opp. Individual: 100.0, Brian Zoubek, Duke, March 21, 2010 (6-6)



Larry Friend

MOST 3-POINT FIELD GOALS MADE

Team: 10 vs. Duke, March 20, 1993
 Opponent: 11, Pennsylvania, March 15, 2002
 Cal Individual: 3, many times
 Opp. Individual: 6, Bobby Hurley, Duke, March 20, 1993

MOST 3-POINT FIELD GOALS ATTEMPTED

Team: 26 vs. Kansas, March 25, 1993
 Opponent: 25, Duke, March 20, 1993
 Cal Individual: 11, Lamond Murray vs. Kansas, March 25, 1993
 Opp. Individual: 18, Bobby Hurley, Duke, March 20, 1993

HIGHEST 3-POINT FIELD GOAL PERCENTAGE

Team: 58.8 vs. Duke, March 20, 1993 (10-17)
 Opponent: 72.7, Kansas, March 25, 1993 (8-11)
 Cal Individual: 100.0, Justin Cobbs, vs. UNLV, March 21, 2013 (3-3)
 Opp. Individual: 80.0, Rex Walters, Kansas, March 25, 1993 (4-5)

MOST FREE THROWS MADE

Team: 25 vs. Cincinnati, March 18, 1960
 Opponent: 26, Syracuse, March 23, 2013
 Cal Individual: 11, Joe Shipp vs. Pennsylvania, March 15, 2002
 Opp. Individual: 10, Oscar Robertson, Cincinnati, March 18, 1960

MOST FREE THROWS ATTEMPTED

Team: 34 vs. Oregon, March 12, 1960
 34 vs. Villanova, March 15, 1997
 Opponent: 41, Syracuse, March 23, 2013
 Cal Individual: 14, Joe Shipp vs. Pennsylvania, March 15, 2002
 Opp. Individual: 12, Jerry West, West Virginia, March 21, 1959
 12, Oscar Robertson, Cincinnati, March 18, 1960

HIGHEST FREE THROW PERCENTAGE

Team: 90.0 vs. Saint Mary's, March 14, 1959 (18-20)
 Opponent: 85.7, Oklahoma A&M, March 23, 1946 (12-14)
 Cal Individual: 100.0, Bob Dalton vs. Saint Mary's, March 14, 1959 (7-7)
 Opp. Individual: 100.0, Bobby Hurley, Duke, March 20, 1993 (8-8)

MOST REBOUNDS

Team: 56 vs. Cincinnati, March 20, 1959
 Opponent: 43, Pittsburgh, March 17, 2002
 Cal Individual: 16, Darrall Imhoff vs. Cincinnati, March 20, 1959
 Opp. Individual: 19, Oscar Robertson, Cincinnati, March 20, 1959

MOST PERSONAL FOULS

Team: 25 vs. Iowa State, March 14, 1996
 25 vs. Fresno State, March 16, 2001
 Opponent: 25, Villanova, March 15, 1997

MOST ASSISTS

Team: 23 vs. Duke, March 20, 1993
 Opponent: 22, UW-Green Bay, March 17, 1994
 Cal Individual: 14, Jason Kidd vs. Duke, March 20, 1993
 Opp. Individual: 10, Tito Maddox, Fresno State, March 16, 2001



Jason Kidd

MOST STEALS

- Team: 10 vs. UW-Green Bay, March 17, 1994
- Opponent: 16, Connecticut, March 17, 1990
- Cal Individual: 6, A.J. Diggs vs. North Carolina State, March 20, 2003
- Opp. Individual: 8, Grant Hill, Duke, March 20, 1993

MOST BLOCKED SHOTS

- Team: 7 vs. LSU, March 18, 1993
- Opponent: 8, North Carolina State, March 20, 2003
- Cal Individual: 3, David Kravish vs. UNLV, March 21, 2013
- 3, Solomon Hughes vs. Pennsylvania, March 15, 2002
- 3, Jamal Sampson vs. Pennsylvania, March 15, 2002
- 3, Lamond Murray vs. LSU, March 18, 1993
- 3, Brian Hendrick vs. LSU, March 18, 1993
- Opp. Individual: 5, Kelvin Cato, Iowa State, March 14, 1996

INDIVIDUAL GAME

MOST POINTS

- 28 Lamond Murray vs. Duke March 20, 1993
- 27 Brian Wethers vs. Oklahoma..... March 22, 2003
- 26 Tremaine Fowlkes vs. Iowa State March 14, 1996
- 25 Darrall Imhoff vs. Cincinnati March 18, 1960
- 25 Larry Friend vs. BYU March 15, 1957

MOST REBOUNDS

- 16 Darrall Imhoff vs. Cincinnati March 20, 1959
- 15 Bill McClintock vs. Oregon March 12, 1960
- 15 Darrall Imhoff vs. Saint Mary's March 14, 1959
- 14 Richard Solomon vs. Syracuse March 23, 2013
- 13 Alfred Grigsby vs. Villanova March 15, 1997
- 13 Bill McClintock vs. Saint Mary's..... March 14, 1959

MOST ASSISTS

- 14 Jason Kidd vs. Duke..... March 20, 1993
- 10 Jason Kidd vs. Kansas..... March 25, 1993
- 7 Prentice McGruder vs. North Carolina March 21, 1997
- 7 Prentice McGruder vs. Princeton March 13, 1997
- 7 Jason Kidd vs. UW-Green Bay..... March 17, 1994
- 7 Jason Kidd vs. LSU..... March 18, 1993
- 7 Jerome Randle vs. Maryland..... March 19, 2009

MOST BLOCKS

- 3 David Kravish vs. UNLV March 21, 2013
- 3 Solomon Hughes vs. Pennsylvania..... March 15, 2002
- 3 Jamal Sampson vs. Pennsylvania..... March 15, 2002
- 3 Lamond Murray vs. LSU..... March 18, 1993
- 3 Brian Hendrick vs. LSU March 18, 1993
- 2 Many times

MOST STEALS

- 6 A.J. Diggs vs. North Carolina State..... March 20, 2003
- 5 Jason Kidd vs. LSU..... March 18, 1993
- 4 Anwar McQueen vs. North Carolina..... March 21, 1997
- 4 Prentice McGruder vs. Princeton March 13, 1997
- 4 Jason Kidd vs. Kansas..... March 25, 1993
- 4 Jason Kidd vs. Duke..... March 20, 1993

INDIVIDUAL TOURNAMENT

- Points:..... 86, Darrall Imhoff, 1960
- Rebounds:..... 51, Darrall Imhoff, 1960
- Assists: 31, Jason Kidd, 1993
- Blocks:..... 5, Solomon Hughes, 2002
- 5, Jamal Sampson, 2002
- Steals:..... 13, Jason Kidd, 1993

INDIVIDUAL CAREER

- Points:..... 140, Darrall Imhoff, 1958-60
- Rebounds:..... 100, Darrall Imhoff, 1958-60
- Assists: 38, Jason Kidd, 1993-94
- Blocks:..... 6, Michael Stewart, 1994-97
- Steals:..... 16, Jason Kidd, 1993-94

Throughout the 1998-99 season, head coach Ben Braun called his Golden Bears a work in progress, constantly evolving as the season developed.

At times, Cal looked unbeatable, as in the Bears' wins over Top 10 teams North Carolina, UCLA and Arizona. In other instances, they struggled, going just 3-7 at the start of the Pac-10 season.

But in the end, the Bears finished on top. Finally putting everything together as a team, Cal captured the 1999 National Invitation Tournament title with a 5-0 run through the postseason. The championship was the first on a national stage for the Bears since they claimed the 1959 NCAA crown.

Cal drew Fresno State in a first round home game March 10 at the New Arena in Oakland, and for much of the contest, it looked like the Bears' year would end right there. Trailing for almost the entire game and down 49-37 with 15 minutes to go, Cal finally woke up. The Bears went on a 16-1 run to take the lead and never lost control of the game, finishing with a 79-71 win.

Forward Sean Lampley put up the biggest numbers of the season against the Bulldogs, ending with 28 points and 14 rebounds. Forward Carl Boyd, who had 10 of his 14 points after intermission, and guard Geno Carlisle, who added 15 of his 19 points after the break, also aided the second half surge.

In the second round March 16, Cal made a return trip to DePaul. On Nov. 28 at the Rosemont Horizon, the Blue Demons edged the Bears, 75-72, and DePaul seemed to be on its way to another victory, forging a 28-11 lead midway through the first half and a



Geno Carlisle sank the game-winning free throw with 4.7 seconds left to give the Bears a 61-60 victory over Clemson and the 1999 NIT crown.

37-24 advantage at intermission. But Cal came out of the break on a 14-1 run to tie the score, and when center Francisco Elson tossed in a short jumper with 2:10 left, the Bears took a 58-57 lead. DePaul never scored again and Cal advanced to the quarterfinals with the one-point victory.


Two nights later, the Bears hosted Colorado State at the New Arena for the right to go to the semis at Madison Square Garden. This time, Cal jumped out to an early lead, going up 35-13 at one point in the first half. CSU, though, kept fighting and eventually took a 62-61 lead with 2:00 on the clock. But the Bears were not to be denied and scored the final 10 points of the game for a 71-62 win and left the court to strains of "New York, New York" by the Cal Straw Hat Band.

In the semifinals, Cal met up with its old nemesis, Oregon. Motivated by their two losses to the Ducks during the regular season, the Bears ran away with an 85-69 victory. Cal led just 35-32 at the half when forward Mike Gill literally took over the game. He scored all of his career-high 22 points in the second half to lead the Bears into the championship against Clemson.

In the final, the ACC's Tigers, using their size advantage, dominated the boards and grabbed a 35-27 halftime lead over Cal. Just as they had done in the earlier rounds of the NIT, the Bears fought their way back into the game. Cal limited Clemson to less than 30 percent shooting from the floor in the second half, but the Bears were still down, 60-58, with under a minute to play.

In Cal's final possession, Carlisle drove the lane, but had his shot blocked. In the scramble that ensued, Carlisle retrieved the ball on the left wing and turned toward the basket. Coming down the key, he lofted a shot over Clemson center Tom Wideman. The ball went through the hoop to tie the score, and Wideman was whistled for a foul on the play. With 4.7 seconds on the clock, Carlisle stepped to the free throw line and sank the shot for a 61-60 Bear lead. When a desperation shot by the Tigers missed the mark, the entire Cal team erupted in celebration.

Lampley, who had 16 points and six rebounds in the championship game victory, was voted tournament MVP, while Gill was also honored with a spot on the all-tournament team.



Sean Lampley, the tournament MVP, tallied 28 points and 14 rebounds in a first-round game against Fresno State.

1986

1st Round

LOYOLA MARYMOUNT 80, CALIFORNIA 75

March 13, 1986 – Harmon Gym – Berkeley, CA

Leading Cal Scorers: Kevin Johnson 25, Dave Butler 11, Leonard Taylor 10

1987

1st Round

CALIFORNIA 72, CAL STATE FULLERTON 68 OT

March 13, 1987 – Harmon Gym – Berkeley, CA

Leading Cal Scorers: Kevin Johnson 30, Dave Butler 16, Jon Wheeler 14

2nd Round

CALIFORNIA 65, OREGON STATE 62

March 17, 1987 – Gill Coliseum – Corvallis, OR

Leading Cal Scorers: Kevin Johnson 28, Dave Butler 12, Jon Wheeler 12

Quarterfinals

ARKANSAS-LITTLE ROCK 80, CALIFORNIA 73

March 21, 1987 – Pine Bluff Convention Center – Pine Bluff, AR

Leading Cal Scorers: Kevin Johnson 20, Jon Wheeler 19, Dave Butler 12

1989

1st Round

CALIFORNIA 73, HAWAII 57

March 16, 1989 – Harmon Gym – Berkeley, CA

Leading Cal Scorers: Leonard Taylor 16, Matt Beeuwsaert 13, Ryan Drew 13

2nd Round

CONNECTICUT 73, CALIFORNIA 72

March 20, 1989 – Hartford Civic Center – Hartford, CT

Leading Cal Scorers: Leonard Taylor 32, Keith Smith 11, Matt Beeuwsaert 8

1999

1st Round

CALIFORNIA 79, FRESNO STATE 71

March 10, 1999 – Oakland Arena – Oakland, CA

Leading Cal Scorers: Sean Lampley 28, Geno Carlisle 19, Carl Boyd 14

2nd Round

CALIFORNIA 58, DEPAUL 57

March 16, 1999 – Rosemont Horizon – Rosemont, IL

Leading Cal Scorers: Geno Carlisle 16, Mike Gill 12, Thomas Kilgore 8

Quarterfinals

CALIFORNIA 71, COLORADO STATE 62

March 18, 1999 – Oakland Arena – Oakland, CA

Leading Cal Scorers: Mike Gill 18, Geno Carlisle 15, Thomas Kilgore 12

Semifinals

CALIFORNIA 85, OREGON 69

March 23, 1999 – Madison Square Garden – New York, NY

Leading Cal Scorers: Mike Gill 22, Sean Lampley 16, Francisco Elson 13, Carl Boyd 13

Championship

CALIFORNIA 61, CLEMSON 60

March 25, 1999 – Madison Square Garden – New York, NY

Leading Cal Scorers: Geno Carlisle 16, Sean Lampley 15, Mike Gill 9

2000

1st Round

CALIFORNIA 70, LONG BEACH STATE 66

March 15, 2000 – Haas Pavilion – Berkeley, CA

Leading Cal Scorers: Sean Lampley 20, Robbie Jones 19, Shantay Legans 9

2nd Round

CALIFORNIA 60, GEORGETOWN 49

March 21, 2000 – Haas Pavilion – Berkeley, CA

Leading Cal Scorers: Sean Lampley 21, Ryan Forehan-Kelly 9, Shantay Legans 9

Quarterfinals

WAKE FOREST 76, CALIFORNIA 59

March 24, 2000 – Greensboro Coliseum – Greensboro, NC

Leading Cal Scorers: Sean Lampley 19, Joe Shipp 17, Shantay Legans 10

2008

1st Round

CALIFORNIA 68, NEW MEXICO 66

March 19, 2008 – Haas Pavilion – Berkeley, CA

Leading Cal Scorers: Ryan Anderson 26, Jerome Randle 11, DeVon Hardin 10, Jamal Boykin 10

2nd Round

OHIO STATE 73, CALIFORNIA 56

March 24, 2008 – St. John Arena – Columbus, OH

Leading Cal Scorers: Jerome Randle 18, Ryan Anderson 11, Patrick Christopher 6

2011

1st Round

CALIFORNIA 77, MISSISSIPPI 74

March 16, 2011 – Haas Pavilion – Berkeley, CA

Leading Cal Scorers: Jorge Gutierrez 25, Allen Crabbe 20, Harper Kamp 11

2nd Round

COLORADO 89, CALIFORNIA 72

March 18, 2011 – Coors Events Center – Boulder, CO

Leading Cal Scorers: Jorge Gutierrez 16, Harper Kamp 14, Brandon Smith 11, Allen Crabbe 9, Bak Bak 9

2014

1st Round

CALIFORNIA 77, UTAH VALLEY 64

March 19, 2014 – Haas Pavilion – Berkeley, CA

Leading Cal Scorers: David Kravish 14, Justin Cobbs 13, Jordan Mathews 13, Jabari Bird 11

2nd Round

CALIFORNIA 75, ARKANSAS 64

March 24, 2014 – Haas Pavilion – Berkeley, CA

Leading Cal Scorers: Jabari Bird 19, Tyrone Wallace 16, David Kravish 13

Quarterfinals

SMU 67, CALIFORNIA 65

March 26, 2014 – Moody Coliseum – Dallas, Texas

Leading Cal Scorers: Jabari Bird 20, Justin Cobbs 18, David Kravish 12

ALL-AMERICA

| | | |
|------|---------------------|---|
| 1926 | George Dixon | HAF-1st team |
| 1927 | George Dixon | HAF-1st team |
| 1929 | Vern Corbin | HAF-1st team |
| 1932 | Joe Kintana | HAF-1st team |
| 1934 | Hal Eifert | HAF-1st team |
| 1948 | Andy Wolfe | HAF-1st team |
| 1953 | Bob McKeen | HAF-2nd team |
| 1954 | Bob Matheny | Look-3rd team, AP-HM |
| | Bob McKeen | Dell, Col-HM, AP-HM |
| 1955 | Bob McKeen | HAF-3rd team, AP-HM, UPI-HM |
| 1957 | Larry Friend | HAF-1st team |
| 1959 | Darrall Imhoff | HAF-2nd team |
| 1960 | Darrall Imhoff | C&A, HAF-1st team, UPI-1st team, AP-1st team, TSN-1st team, NABC, Look |
| | Bill McClintock | UPI-HM, AP-HM |
| | Earl Shultz | UPI-HM |
| | Tandy Gillis | UPI-HM |
| 1961 | Bill McClintock | 3rd team, HM |
| | Earl Shultz | HAF-3rd |
| 1967 | Russ Critchfield | Con-2nd team, AP-HM, UPI-HM |
| 1968 | Russ Critchfield | HAF-1st team |
| 1982 | Mark McNamara | UPI-3rd team |
| 1986 | Kevin Johnson | AP-HM, UPI-HM |
| | Dave Butler | Academic A-A-2nd team |
| 1987 | Kevin Johnson | AP-HM, UPI-HM |
| | Dave Butler | Academic A-A-1st team |
| 1993 | Jason Kidd | AP-HM, UPI-HM, BW Frosh-1st team, BT Frosh-2nd team |
| 1994 | Jason Kidd | AP-1st team, BT-1st team, BW-1st team, W-1st team, USBWA-1st team |
| | Lamond Murray | AP-3rd team, USBWA-2nd team, BT-3rd team, BW-3rd team, W-HM |
| 1995 | Tremaine Fowlkes | BW Frosh-1st team, BT Frosh-2nd team |
| | Jelani Gardner | BT Frosh-2nd team, BW Frosh-HM |
| 1996 | Shareef Abdur-Rahim | BW-2nd team, CS-2nd team, BT-3rd team, AP-3rd team, NABC-3rd team, BW Frosh-1st team, BT Frosh-1st team |
| 1997 | Ed Gray | AP-3rd team, BW-3rd team |
| 2001 | Sean Lampley | AP-HM |
| 2003 | Joe Shipp | AP-HM |
| 2006 | Leon Powe | AP-2nd team; USBWA-2nd team, ESPN.com-2nd team, TSN-2nd team, cbs.sportsline.com-2nd team |
| 2007 | Ryan Anderson | BT Frosh-2nd team |
| 2008 | Ryan Anderson | AP-HM, TSN-2nd team |
| 2010 | Jerome Randle | AP-HM, TSN-4th team |
| 2013 | Allen Crabbe | NABC-3rd team, TSN-3rd team |

ALL-CONFERENCE

(First Team Only)

| | |
|------|------------------------|
| 1916 | Dan Foster, C |
| | P.A. Embury, G |
| 1917 | George Hjelte, C |
| 1919 | Henry Anderson, C |
| 1920 | Art Eggleston, G |
| 1921 | Art Eggleston, G |
| 1922 | John Talt, F |
| 1923 | John Talt, F |
| 1924 | John Talt, F |
| | Aubrey Kincaid, G |
| 1925 | Bill Higgins, C |
| 1926 | Bill Higgins, C |
| | George Dixon, G |
| 1927 | Francis Watson, F |
| | George Dixon, G |
| 1928 | Rufus Gregory, G |
| 1929 | Vern Corbin, F |
| | Joel Coffield, G |
| 1930 | Ken Purcell, F |
| 1931 | Joel Coffield, G |
| 1932 | Joe Kintana, F |
| | Carl Vendt, G |
| 1933 | Hal Eifert, F |
| 1934 | Hal Eifert, F |
| 1957 | Larry Friend, F |
| 1958 | Don McIntosh, C |
| 1959 | Denny Fitzpatrick, G |
| | Al Buck, G |
| | Darrall Imhoff, C |
| 1960 | Darrall Imhoff, C |
| | Bill McClintock, F |
| | Earl Shultz, G |
| 1961 | Bill McClintock, F |
| 1967 | Russ Critchfield, G |
| 1968 | Russ Critchfield, G |
| 1969 | Charlie Johnson, G |
| 1971 | Phil Chenier, G |
| 1972 | Ansley Truitt, C |
| 1980 | Doug True, F |
| 1982 | Mark McNamara, C |
| 1986 | Kevin Johnson, G |
| 1987 | Kevin Johnson, G |
| 1989 | Leonard Taylor, F |
| 1990 | Brian Hendrick, C |
| | Keith Smith, G |
| 1991 | Brian Hendrick, F |
| 1992 | Brian Hendrick, F |
| 1993 | Jason Kidd, G |
| | Lamond Murray, F |
| 1994 | Jason Kidd, G |
| | Lamond Murray, F |
| | Shareef Abdur-Rahim, F |
| 1997 | Ed Gray, G |
| 2000 | Sean Lampley, F |
| 2001 | Sean Lampley, F |
| 2003 | Joe Shipp, F |
| | Amit Tamir, F |
| 2004 | Leon Powe, F |
| 2006 | Leon Powe, F |
| | Ayinde Ubaka, G |
| 2008 | Ryan Anderson, F |
| 2009 | Jerome Randle, G |
| | Patrick Christopher, G |
| 2010 | Jerome Randle, G |
| | Patrick Christopher G |
| 2011 | Jorge Gutierrez G |
| 2012 | Jorge Gutierrez, G |
| | Allen Crabbe, G |
| 2013 | Allen Crabbe, G |
| 2014 | Justin Cobbs, G |

ALL-SOUTHERN DIVISION

(First Team Only)

| | |
|------|----------------------|
| 1919 | Henry Anderson, C |
| 1921 | Art Eggleston, G |
| 1923 | Paul OONeil, C |
| | John Tait, F |
| | Aubrey Kincaid, G |
| 1924 | John Tait, F |
| | Aubrey Kincaid, G |
| | Harold Houvinen, C |
| 1925 | Bill Higgins, C |
| | Charles Jorgenson, F |
| | Harold Belasco, F |
| 1926 | Francis Watson, F |
| | Bill Higin, C |
| | George Dixon, G |
| 1927 | Francis Watson, F |
| | Vern Corbin, F |
| | George Dixon, G |
| 1928 | Rufus Gregory, G |
| 1929 | Vern Corbin, F |
| | Pery Ten Eyck, C |
| | Joel Coffield, G |
| 1930 | Kent Purcell, F |
| | Joel Coffield, G |
| 1931 | Joel Coffield, G |
| | Joe Kintana, F |
| 1932 | Joe Kintana, F |
| | Carl Vendt, G |
| 1933 | Hal Eifert, F |
| 1934 | Hal Eifert, F |
| 1937 | Ray Balsley, F |
| 1939 | Bill Ogilvie, C |
| 1940 | Walt Bickerton, G |
| 1942 | Roy Tamm, F |
| 1943 | Jack Rocker, F |
| 1944 | Wayne Hooper, G |
| | John Higgins, F |
| 1946 | Bob Hogeboom, G |
| | Andy Wolfe, F |
| | Merv LaFaile, F |
| 1947 | Jack Rocker, F |
| | Andy Wolfe, F |
| 1948 | Chuck Hanger, F |
| | Andy Wolfe, G |
| 1949 | Bill Hagler, C |
| 1950 | Bob Matheny, G |
| 1951 | Bill Hagler, F |
| 1952 | Jim Doan, G |
| | Bob McKeen, C |
| 1953 | John Rickson, F |
| | Bob McKeen, C |
| | Bob Matheny, G |
| 1954 | Bob McKeen, C |
| 1955 | Bob McKeen, C |

PAC-12

ALL-FRESHMAN

| | |
|------|------------------------|
| 1984 | Chris Washington, G |
| | Kevin Johnson, G |
| 1985 | Leonard Taylor, F |
| 1987 | Bryant Walton, G |
| 1988 | Ryan Drew, G |
| 1990 | Brian Hendrick, F |
| 1992 | Lamond Murray, F |
| 1993 | Jason Kidd, G |
| 1994 | Michael Stewart, C |
| 1995 | Tremaine Fowlkes, F |
| 1996 | Shareef Abdur-Rahim, F |
| 1998 | Sean Lampley, F |

LEGEND

| | | |
|-------|-------|--|
| AP | | Associated Press |
| BT | | Basketball Times |
| BW | | Basketball Weekly |
| C&A | | Coach and Athlete |
| Col | | Colliers (Basketball) |
| Con | | Converse |
| CS | | College Sports |
| Dell | | Dell Publications |
| HAF | | Helms Athletic Foundation |
| Look | | Look Magazine |
| NABC | | National Association of Basketball Coaches |
| TSN | | The Sporting News |
| UPI | | United Press International |
| USBWA | | U.S. Basketball Writers Association |
| W | | Wooden |

- 2002 Jamal Sampson, F
Amit Tamir, F
- 2003 Richard Midgley, G
- 2004 Marquise Kately, F
Leon Powe, F
- 2006 Ryan Anderson, F
- 2011 Allen Crabbe, G
- 2012 David Kravish, F
- 2014 Jordan Mathews, G

**PAC-12
ALL-ACADEMIC**

- 1986 Dave Butler, 1st team
- 1987 Dave Butler, 1st team
- 2001 Ryan Forehan-Kelly,
1st team
Dennis Gates, 1st team
Morgan Lingle, 1st team
- 2002 Dennis Gates, 1st team
- 2003 Amit Tamir, 1st team
- 2004 Amit Tamir, 1st team
A.J. Diggs, 2nd team
- 2005 Alex Pribble, 2nd team
- 2006 Alex Pribble, 1st team
- 2007 Alex Pribble, 1st team
- 2008 Nikola Knezevic, 2nd team
- 2009 Jordan Wilkes, 2nd team
Nikola Knezevic, 2nd team
- 2010 Jorge Gutierrez, 2nd team
- 2011 Jorge Gutierrez, 2nd team
Harper Kamp, 2nd team
- 2012 Harper Kamp, 2nd team
Jorge Gutierrez, HM
- 2013 David Kravish, HM

**PAC-12 PLAYER
OF THE YEAR**

- 1994 Jason Kidd
- 1996 Shareef Abdur-Rahim
- 1997 Ed Gray
- 2001 Sean Lampley
- 2010 Jerome Randle
- 2012 Jorge Gutierrez
- 2013 Allen Crabbe

**PAC-12 DEFENSIVE PLAYER OF
THE YEAR**

- 2012 Jorge Gutierrez

**PAC-12 FRESHMAN
OF THE YEAR**

- 1983 Dave Butler
- 1985 Leonard Taylor
- 1993 Jason Kidd
- 1995 Tremaine Fowlkes
- 1996 Shareef Abdur-Rahim
- 2004 Leon Powe
- 2011 Allen Crabbe

**PAC-12 NEWCOMER
OF THE YEAR**

- 1996 Ed Gray

**PAC-12 COACH
OF THE YEAR**

- 1997 Ben Braun

**NATIONAL FRESHMAN
OF THE YEAR**

- 1993 Jason Kidd
- 1996 Shareef Abdur-Rahim

**NCAA ALL-FINAL
FOUR TEAM**

- 1959 Darrall Imhoff
Denny Fitzpatrick
- 1960 Darrall Imhoff

NIT ALL-FINAL FOUR TEAM

- 1999 Mike Gill
Sean Lampley (MVP)

**PAC-12
ALL-TOURNAMENT TEAM**

- 2006 Leon Powe (MVP)
Ayinde Ubaka
- 2007 Ryan Anderson
- 2010 Jerome Randle
Theo Robertson
Jamal Boykin

NAISMITH AWARD

- 1971 Charlie Johnson

**NATIONAL COACH OF THE
YEAR**


- 1960 Pete Newell
(UPI, USBWA)

**PAC-12
HALL OF HONOR**

- 2002 Pete Newell
- 2003 Kevin Johnson
- 2004 Jason Kidd
- 2005 Darrall Imhoff
- 2006 Andy Wolfe
- 2007 Russ Critchfield
- 2008 Charles Johnson
- 2009 Nibs Price
- 2010 Earl Robinson
- 2011 Bob McKeen
- 2012 Lamond Murray
- 2013 Shareef Abdur-Rahim
- 2014 David Butler

OLYMPIANS

- 1960 Darrall Imhoff, USA (Gold)
Pete Newell, USA –
head coach
- 2000 Shareef Abdur-Rahim,
USA (Gold)
Jason Kidd, USA (Gold)
Sean Marks,
New Zealand
- 2008 Jason Kidd, USA (Gold)
- 2012 Max Zhang, China



A life-sized, bronze statue of Pete Newell (below) adorns the Haas Pavilion Club Room.

THE PETE NEWELL LEGEND

Legendary coach Pete Newell, who led California to the 1959 NCAA title and a runner-up finish in the 1960 tournament, was inducted into the Naismith Memorial Basketball Hall of Fame in 1978. Head coach of the Golden Bears from 1954-55 to '59-60, Newell's teams won four consecutive conference titles (1957-60), and he was voted the national coach of the year in 1960. He finished his Cal career with a 119-44 record. Newell also coached the U.S. Olympic team to a gold medal in the 1960 Rome Games. On Aug. 13, 2010, that gold-medal squad, which featured former Cal standout Darrall Imhoff, was inducted into the Naismith Memorial Basketball Hall of Fame. On Dec. 21, 1987, the playing surface at Harmon Gym was renamed "Pete Newell Court" in his honor and the floor at Haas Pavilion retains that name.

A statue of Newell, created by renowned sculptor Eino, was installed in the Haas Pavilion Club Room in the fall of 2006.



NIBS PRICE AWARD


MVP

- 1955 Bob McKeen
- 1956 Bob Blake
- 1957 Larry Friend
- 1958 Don McIntosh
- 1959 Denny Fitzpatrick
- 1960 Darrall Imhoff
- 1961 Bill McClintock
- 1962 Don Lauer
- 1963 Dick Smith
- 1964 Camden Wall
- 1965 Don Wolthers
- 1966 Russ Critchfield
- 1967 Russ Critchfield
- 1968 Russ Critchfield
- 1969 Charlie Johnson
- 1970 Jackie Ridgle
- 1971 Jackie Ridgle
- 1972 Ansley Truitt
- 1973 John Coughran
- 1974 Brady Allen
- 1975 Jay Young
- 1976 Carl Bird
- Rickie Hawthorne
- 1977 Ray Murry
- 1978 Gene Ransom
- 1979 Kevin Singleton
- 1980 Doug True
- 1981 Mark McNamara
- 1982 Mark McNamara
- 1983 Michael Pitts
- Michael Chavez
- 1984 Butch Hays
- 1985 Leonard Taylor
- 1986 Kevin Johnson
- 1987 Kevin Johnson
- 1988 Keith Smith
- 1989 Leonard Taylor
- 1990 Keith Smith
- 1991 Brian Hendrick
- 1992 Brian Hendrick
- 1993 Jason Kidd
- Lamond Murray
- 1994 Jason Kidd
- Lamond Murray
- 1995 Monty Buckley
- 1996 Shareef Abdur-Rahim
- 1997 Ed Gray
- 1998 Mike Gill
- 1999 Geno Carlisle
- Thomas Kilgore
- 2000 Sean Lampley
- 2001 Sean Lampley
- 2002 Joe Shipp
- 2003 Joe Shipp
- Brian Wethers
- 2004 Leon Powe
- 2005 Not Awarded
- 2006 Leon Powe
- 2007 Ayinde Ubaka
- 2008 Ryan Anderson
- 2009 Jerome Randle
- 2010 Theo Robertson
- 2011 Jorge Gutierrez
- 2012 Harper Kamp
- 2013 Allen Crabbe
- 2014 Justin Cobbs

**VERNON M. SMITH
MEMORIAL TROPHY**

MOST IMPROVED PLAYER

- 1959 Bob Dalton
- 1960 Tandy Gillis
- 1961 Stan Morrison
- 1962 Chris Carpenter
- 1963 Dan Lufkin
- 1964 Dan Lufkin
- 1965 Mike Henderson
- 1966 Myron Erickson
- 1967 Charlie Perkins
- 1968 Trent Gaines
- 1969 Jackie Ridgle
- 1970 Phil Chenier
- 1971 Ansley Truitt
- Phil Chenier
- 1972 Eric Long
- 1973 Carl Meier
- 1974 Doug Vilotti
- 1975 John Terry
- 1976 Ken Thompson
- 1977 John Caselli
- Tom Schneiderjohn
- 1978 Kevin Singleton
- 1979 Melvin Holland
- 1980 Darrell Haley
- 1981 Michael Chavez
- 1982 Wes Howell
- John Ritchie
- 1983 Dave Butler
- 1984 Jim Beatie
- 1985 Chris Washington
- 1986 Michael Taylor
- 1987 Jon Wheeler
- 1988 Roy Fisher
- 1989 Bill Elleby
- 1990 Bryant Walton
- 1991 Rich Branham
- 1992 Lamond Murray
- 1993 Akili Jones
- 1994 Ryan Jamison
- 1997 Michael Stewart
- 1998 Sean Lampley
- 1999 Francisco Elson
- Sean Lampley
- 2000 Solomon Hughes
- 2001 Brian Wethers
- 2002 Gabriel Hughes
- 2003 Gabriel Hughes
- 2004 Rod Benson
- 2005 Rod Benson
- 2006 Ayinde Ubaka
- DeVon Hardin
- 2007 Eric Vierneisel
- 2008 Patrick Christopher



Akili Jones

**INTER-FRATERNITY
TROPHY
MOST INSPIRATIONAL
PLAYER**

- 1948 Charles Hanger
- Andy Wolfe
- 1949 Bill Hagler
- 1950 Bob Matheny
- 1951 Bill Hagler
- 1952 Jim Doan
- 1953 Bob Matheny
- 1954 Bob Albo
- 1955 Cliff Mayne, Jr.
- 1956 Larry Friend
- 1957 Ev McKeen
- 1958 Earl Robinson
- 1959 Darral Imhoff
- 1960 Bill McClintock
- 1961 Ned Averbuck
- 1962 Burt Davies
- 1963 Bob Wueste
- 1964 Steve Belser
- 1965 Jim Ashcraft
- 1966 Jim Ashcraft
- 1967 Bob Wolfe
- 1968 Bob Wolfe
- 1969 Bob White
- 1970 Bob White
- 1971 Harry Brown
- 1972 Harry Brown
- 1973 Eric Long
- Rickie Hawthorne
- 1974 Brady Allen
- 1975 Rickie Hawthorne
- 1976 Gene Ransom
- 1977 Doug True
- 1978 Doug Vilotti
- 1979 Phil Wilhite
- 1980 Walt Gillespie
- 1981 Butch Hays
- 1982 Wes Howell
- 1983 Jeff Thiigen
- Butch Hays
- 1984 Eddie Javius
- 1985 Jon Wheeler
- 1986 Earnie Sears
- 1987 Leonard Taylor
- 1988 Ryan Drew
- 1989 Ryan Drew
- 1990 Andrew Brigham
- 1991 Andre Reyes
- 1992 Alfred Grigsby
- 1993 Jerod Haase
- Brian Hendrick
- 1994 Randy Duck
- 1995 Alfred Grigsby
- 1996 Alfred Grigsby
- 1997 Alfred Grigsby
- 1998 Robbie Jones
- 1999 Mike Gill
- 2000 Robbie Jones
- 2001 Dennis Gates
- 2002 Solomon Hughes
- 2003 Donte Smith
- 2004 Mike Blasquez
- (Strength Coach)

**BEST DEFENSIVE
PLAYER**

- 1986 Jeff Huling
- 1987 Eddie Javius
- 1988 Matt Beeuwsaert
- 1989 Matt Beeuwsaert
- 1990 Brian Hendrick
- 1991 Sean Harrell
- 1992 Monty Buckley
- 1993 Jason Kidd
- 1994 Michael Stewart
- 1995 Monty Buckley
- 1996 Randy Duck
- 1997 Randy Duck
- 1998 Francisco Elson
- 1999 Carl Boyd
- 2000 Ryan Forehan-Kelly
- 2001 Ryan Forehan-Kelly
- 2002 A.J. Diggs
Dennis Gates
- 2003 A.J. Diggs
Brian Wethers
- 2004 Marquise Kately
- 2005 Not Awarded
- 2006 Richard Midgley
- 2007 Theo Robertson
- 2009 Jorge Gutierrez
- 2010 Jorge Gutierrez
- 2011 Jorge Gutierrez
- 2012 Jorge Gutierrez
- 2013 David Kravish
- 2014 David Kravish

**PETE NEWELL
COACHES' AWARD**


- 1994 Monty Buckley
- 1995 Tremaine Fowlkes
- 1996 Anwar McQueen
Tony Gonzalez
- 1997 Anwar McQueen
Prentice McGruder
- 2002 Ryan Forehan-Kelly
- 2004 Alex Pribble
- 2005 Martin Smith
- 2006 Richard Midgley
- 2007 Alex Pribble
- 2008 Eric Vierneisel
- 2009 Patrick Christopher
- 2010 Jamal Boykin
Patrick Christopher
- 2011 Markhuri Sanders-Frison
Harper Kamp
- 2012 Harper Kamp
Jorge Gutierrez
- 2013 Bak Bak
- 2014 David Kravish

**BEST ACADEMIC
EFFORT**

- 1991 Akili Jones
- 1992 Rich Branham
- 1993 Jerod Haase
- 1994 Anwar McQueen

**BEST ACADEMIC
PERFORMANCE**

- 1992 Brendon Graves
- 1993 Brendon Graves
- 1994 Anwar McQueen
- 1995 Anwar McQueen


Randy Duck

Anwar McQueen
**OUTSTANDING
STUDENT-ATHLETE**

- 1992 Akili Jones
- 1993 Rich Branham
- 1994 Akili Jones
- 1996 Anwar McQueen
Sean Marks
- 1997 Raymond King
- 1998 J.T. Stephens
- 1999 Dennis Gates
Morgan Lingle
- 2000 Raymond King
Cassidy Raheer
- 2001 Dennis Gates
Morgan Lingle
- 2002 Conor Famulener
Amit Tamir
- 2003 Erik Bond
Jordi Geli
- 2004 Amit Tamir
- 2005 Brett Lowenthal
- 2006 Ivan Kovacevic
- 2007 Alex Pribble
- 2008 David Liss

**HUSTLE & SPIRIT
AWARD**

- 1998 Justin Labagh
Morgan Lingle
- 2000 Nick Vander Laan
- 2001 Morgan Lingle
- 2002 Brian Wethers
- 2003 Conor Famulener

- 2004 Martin Smith
- 2005 Alex Pribble
- 2006 Alex Pribble
- 2007 Patrick Armstrong
- 2008 Jamal Boykin
- 2010 Patrick Christopher

**MOST COURAGEOUS
AWARD**

- 2003 Richard Midgley
- 2004 Richard Midgley

**MOST UNSELFISH
AWARD**

- 2004 Ayinde Ubaka
- 2006 Nikola Knezevic
Eric Vierneisel
- 2007 Omar Wilkes
- 2008 Jordan Wilkes

SENIOR AWARD

- 2009 Jordan Wilkes
- 2010 Nikola Knezevic

FIRST FOUR

MARCH 17 & 18, 2015

University of Dayton Arena, Dayton, Ohio
Host: University of Dayton

SECOND AND THIRD ROUNDS

MARCH 19 & 21, 2015

Veterans Memorial Arena, Jacksonville, Fla.
Host: Jacksonville University

KFC Yum! Center, Louisville, Ky.
Host: University of Louisville

Consol Energy Center, Pittsburgh, Pa.
Host: Duquesne University

Rose Garden, Portland, Ore.
Host: University of Oregon

MARCH 20 & 22, 2015

Time Warner Cable Arena, Charlotte, N.C.
Host: UNC-Charlotte

Nationwide Arena, Columbus, Ohio
Host: Ohio State University

CenturyLink Center, Omaha, Neb.
Host: Creighton University

KeyArena, Seattle, Wash.
Host: University of Washington

REGIONALS

MARCH 26 & 28, 2015

Quicken Loans Arena, Cleveland, Ohio
Host: Cleveland State/Mid-American Conference

Staples Center, Los Angeles, Calif.
Host: Pepperdine University

MARCH 27 & 29, 2015

Reliant Stadium, Houston, Texas
Hosts: Rice University/ University of Houston

Carrier Dome, Syracuse, N.Y.
Host: Syracuse University

FINAL FOUR

APRIL 4 & 6, 2015


Lucas Oil Stadium, Indianapolis, Ind.
Host: Horizon League and IUPUI



CAL NCAA

TOURNAMENT NOTES

- Cal has participated in 18 NCAA Tournaments and reached at least the round of 16 seven times.
- Under head coach Pete Newell, Cal captured the NCAA title in 1959 and was the national runner-up in 1960.
- In addition reaching two Final Fours under Pete Newell, Nibs Price guided Cal to the 1946 Final Four.
- Cal has a 20-18 record in NCAA Tournament games, including a 12-6 mark in opening-round games.
- After going 30 years between appearances, Cal has advanced to the NCAA Tournament 13 times since 1990.
- Cal has faced 34 teams in 38 NCAA Tournament games, playing only Cincinnati (2-0), Idaho State (2-0), North Carolina State (1-1) and Ohio State (0-2) twice.



Forward Tony Gonzalez, who played tight end for the Kansas City Chiefs and Atlanta Falcons in the NFL before retiring last season, scored 23 points in Cal's win over Villanova in the second round of the 1997 NCAA Tournament.

-A-

Abrahams, Joe (6-3, Los Angeles, CA), 2003
 Abdur-Rahim, Shareef (6-10, Marietta, GA), 1996
 Albright, Bob (6-8, San Antonio, TX), 1969, 70
 Addison, Carlos (6-3, Oakland, CA), 1979, 80
 Alameida, Robert, 1940, 41, 42
 Albo, Bob (6-4, Berkeley, CA), 1952, 53, 54
 Allen, Brady (6-4, Oakland, CA), 1973, 74
 Amoke, Omondi (6-7, Oxnard, CA), 2009, 10
 Anderson, Bob (6-0, St. Paul, MN), 1946
 Anderson, Don (6-1, Los Angeles, CA), 1975
 Anderson, H.T., 1919, 20, 21
 Anderson, Jerry (6-5, Burbank, CA), 1953, 54
 Anderson, Ryan ((6-10, El Dorado Hills, CA), 2007, 08
 Anuluoha, Okwi (6-4, Los Angeles, CA), 1993
 Armstrong, Lance (6-3, Santa Maria, CA), 1972
 Arrillaga, Gabe (6-1, Inglewood, CA), 1955, 56, 57
 Arth, Leland, 1945
 Arnold, Bob, 1943
 Ashcraft, Jim (5-11, Sacramento, CA), 1965, 66
 Ashley, George (6-1, Vista, CA), 1993
 Asplund, Duane (6-7, Kingsburg, CA), 1956, 57
 Avalos, Frank (6-6, San Francisco, CA), 1983
 Averback, Ned (6-4, Los Angeles, CA), 1960, 61

-B-

Bailey, James, 1940, 41, 42
 Bak, Bak (6-9, Wau Sudan), 2011, 12, 13
 Ballmer, Bruce (6-2, Monterey Park, CA), 1962, 63, 64
 Balsley, Ray, 1935, 36, 37
 Bauer, Fred, 1935
 Beatie, Jim (6-7, Hillsboro, OR), 1984, 85, 86, 88
 Beeuwsaert, Matt (6-6, Santa Ana, CA), 1988, 89
 Begovich, Dan (6-7, Burlingame, CA), 1978
 Behrens, Christian (6-9, Maple Valley, WA), 2012, 13, 14
 Belasco, Harold, 1924, 25
 Bell, Thomas, 1941
 Benson, Rod (6-10, San Diego, CA), 2003, 04, 05, 06
 Bertelsman, Dennis (6-0, Salinas, CA), 1957
 Bickerton, Walter, 1938, 39, 40
 Biggerstaff, William, 1938, 39, 40
 Biles, Robert, 1940, 41, 42
 Bird, Carl (6-8, Portland, OR), 1975, 76
 Bird, Jabari (6-6, Richmond, CA), 2014
 Blackwell, Waddell (6-1, Homestead, PA), 1968, 69

Blake, Bob (6-2, Long Beach, CA), 1954, 55, 56
 Bodipo-Memba, Jose (6-3, Novato, CA), 1996
 Bond, Erik (6-7, Seattle, WA), 2003
 Bose, Rick (6-2, San Jose, CA), 1983
 Boyd, Carl (6-5, Beloit, WI), 1999
 Boykin, Jamal (6-8, Los Angeles, CA), 2008, 09, 10
 Branham, Richard (6-5, Arleta, CA), 1990, 91, 92, 93
 Brashears, Rich (6-4, San Jose, CA), 1988, 89
 Brigham, Andrew (6-6, San Francisco, CA), 1988, 89, 90, 91
 Brown, Bob (6-4, Pasadena, CA), 1955
 Brown, Harry (6-4, Richmond, CA), 1971, 72
 Brutocao-Kemp, David (5-11, Oakland, CA), 2003
 Buch, Al (6-2, North Hollywood, CA), 1957, 58, 59
 Buckley, Monty (6-6, Sacramento, CA), 1992, 93, 94, 95
 Butenschoen, Jim (6-2, Grass Valley, CA), 1960
 Butler, Bernard, 1923
 Butler, Buzz (6-8, Santa Cruz, CA), 1981, 82, 85
 Butler, Dave (6-9, Rancho Palos Verdes, CA), 1983, 84, 86, 87
 Butts, Milton, 1927

-C-

Caiazzo, Bill (5-10, Huntington Beach, CA), 1996
 Callow, Merrill, 1945
 Campanelli, Kyle (6-3, Moraga, CA), 1992
 Capehart, Jeff (6-3, San Marino, CA), 1981, 82, 83
 Carlisle, Chester, 1936, 37, 38
 Carlisle, Geno (6-3, Grand Rapids, MI), 1998, 99
 Carlson, Tom, 1943
 Carpenter, Chris (6-8, El Cerrito, CA), 1962, 63, 64
 Carson, John (6-6, Irvine, CA), 1979
 Carter, Nigel (6-4, Los Angeles, CA), 2011
 Carty, John (6-10, Corvallis, OR), 1988, 90
 Carver, Vernon, 1925, 26
 Caselli, John (6-3, South San Francisco, CA), 1977, 78, 79
 Chalian, Raffi (5-11, Whittier, CA), 2012
 Chalmers, Robert, 1937, 38, 39
 Chang, Richard (6-6, Huntington Beach, CA), 1983, 85, 86
 Chavez, Michael (5-9, Downey, CA), 1980, 81, 82, 83
 Chenier, Phil (6-4, Berkeley, CA), 1970, 71
 Christopher, Patrick (6-5, Compton, CA), 2007, 08, 09, 10
 Clymer, Paul, 1927, 28, 29
 Clyne, George, 1945
 Coakley, Thomas, 1929
 Cobbs, Justin (6-2, Los Angeles, CA), 2012, 13, 14
 Coffield, Joel, 1929, 30, 31
 Conrad, Wayland, 1941

Cooper, Harold, 1922, 23
 Copland, Duncan, 1935
 Corbin, LaVerne, 1927, 28, 29
 Cordes, Harry, 1935, 36
 Coughlan, William, 1932, 33, 34
 Coughran, John (6-6, San Jose, CA), 1971, 72, 73
 Crabbe, Allen (6-6 Los Angeles, CA), 2011, 12, 13
 Creighton, Mark (6-3, Conroe, TX), 1977
 Critchfield, Russ (5-10, Salinas, CA), 1966, 67, 68
 Crowley, John, 1932, 33
 Cuff, Thomas, 1919, 20
 Cuneo, Gordon (6-3, San Francisco, CA), 1943, 48

-D-

Dable, Robert, 1943, 47
 Dalton, Bob (6-3, San Leandro, CA), 1958, 59
 David, Dick, 1937
 Davis, Thurston, 1941, 42
 Davis, Tyrone (6-1, Compton, CA), 1978
 Davis, William, 1930, 31
 Dean, Beach, 1927, 29
 Dean, Les (6-2, San Gabriel, CA), 1946, 48
 Diamond, Irwin, 1942
 Diaz, Mike (5-11, Fairfield, CA), 1955, 56, 57
 Dickey, Mark (6-11, Woodside, CA), 1975, 76
 Dickinson, Roger (6-2, El Cerrito, CA), 1972
 Diggs, A.J. (5-9, Long Beach, CA), 2001, 02, 03, 04
 Dixon, George, 1927
 Doan, Jim (6-2, South Pasadena, CA), 1952
 Donahue, Ed (6-6, Oakland, CA), 1961, 62
 Dorado, Leo (6-1, San Leandro, CA), 1970, 71
 Dougery, Edward, 1938
 Dougery, James, 1927, 28
 Doughty, Dick (6-8, Oakland, CA), 1959, 60
 Douthit, Taylor, 1922, 23, 24
 Dreher, Billy (6-4, Grand Junction, CO), 1991, 92
 Dresel, Skip (6-5, Napa, CA), 1953
 Drew, Ryan (6-2, Seattle, WA), 1988, 89, 90, 91
 Duck, Randy (6-2, Garland, TX), 1994, 95, 96, 97
 Duffy, Robert, 1937
 Durkee, Wilfred, 1942, 47
 Duvaras, Jim (6-1, San Francisco, CA), 1949
 Duwe, Bill (6-5, Pasadena, CA), 1969, 70, 72

-E-

Eggleston, Arthur, 1921, 22, 23
 Eifert, Hal, 1932, 33, 34
 Eisan, Lee, 1927
 Elleby, Bill (6-3, Seattle, WA), 1989, 90, 91, 92
 Elson, Francisco (7-0, Rotterdam, the Netherlands), 1998, 99

Embury, Philip, 1917, 18
 Englehard, Gregory, 1933, 34
 Erickson, Myron (6-5, Orland, CA), 1964,
 66, 67

-F-

Famulener, Conor (6-5, Walnut Creek,
 CA), 2001, 02, 03, 04
 Farley, William, 1942
 Farrell, James, 1944, 45
 Fassette, Quincy (6-8, Cheyenne, WY),
 1977
 Feiling, Robert, 1935
 Fetcher, Lane, 1926, 27, 28
 Filley, Rob (6-4, Santa Ana, CA), 2012
 Fisher, Roy (6-7, Renton, WA), 1988, 89,
 90, 91
 Fitzpatrick, Dennis (6-0, Costa Mesa, CA),
 1958, 59
 Flegal, Ralph, 1939
 Flodberg, Fred, 1918, 21
 Forehan-Kelly, Ryan (6-5, Irvine, CA),
 1999, 2000, 01, 02
 Forehan-Kelly, Tashaan (6-3, Irvine, CA),
 2002, 03
 Foster, Daniel, 1917
 Fowlkes, Tremaine (6-7, Los Angeles,
 CA), 1995, 96
 Friend, Larry (6-4, Los Angeles, CA),
 1955, 56, 57
 Froeschle, Bob (6-5, San Francisco, CA),
 1951

-G-

Gaines, Trent (6-2, Long Beach, CA), 1968
 Galvin, Garrett (6-4, Rancho Santa Fe,
 CA), 2013, 14
 Gardner, Jelani (6-6, West Covina, CA),
 1995, 96
 Garetson, William, 1938, 41
 Gates, Dennis (6-3, Chicago, IL), 1999,
 2000, 01, 02
 Gaufo, Gary (5-9, Pinole, CA), 1988
 Geli, Jordi (6-10, Girona, Spain), 2003, 04
 Gibbons, Earle (6-4, Bakersfield, CA),
 1949, 50, 51
 Gill, Mike (6-6, Washington, DC), 1998, 99
 Gillespie, Walt (6-3, San Rafael, CA),
 1977, 78, 79, 80
 Gillis, Tandy (6-6, Long Beach, CA), 1959,
 60
 Goldenson, Lewis, 1937, 38
 Gonzalez, Tony (6-6, Seal Beach, CA),
 1995, 96, 97
 Goode, Cyrus (6-2, East Palo Alto, CA),
 2004
 Gordon, Shahar (6-10, Tel Aviv, Israel),
 1999, 2000
 Gorman, Weston, 1931
 Granger, Clarence, 1931
 Graves, Brendan (6-10, Victoria, BC),
 1992, 93
 Gray, Clay (6-7, Newton, KN), 1951, 52, 53
 Gray, Ed (6-3, Riverside, CA), 1996, 97
 Green, Russell, 1919, 20, 21
 Greenleaf, Tom (5-11, Berkeley, CA),
 1952, 53
 Gregory, Canoy, 1927, 28, 29

Griffith, Jim (6-7, Glendale, CA), 1974, 76,
 77, 78
 Grigsby, Alfred (6-9, Houston, TX), 1992,
 93, 95, 97
 Grout, Jack (6-5, Visalia, CA), 1957, 58, 59
 Grul, William, 1919
 Guinn, Brian (6-2, Berkeley, CA), 1980
 Gutierrez, Jorge (6-3, Chihuahua, Mexi-
 co), 2009, 10, 11, 12

-H-

Haase, Jerod (6-2, South Lake Tahoe,
 CA), 1993
 Hagler, Bill (6-3, San Francisco, CA),
 1949, 50, 51
 Hagler, Joe (6-8, San Francisco, CA),
 1955, 56, 57
 Haley, Darrell (6-7, Fairfax, CA), 1980,
 81, 82, 83
 Hanger, Chuck (6-5, Berkeley, CA), 1947,
 48
 Hardin, DeVon (6-10, Fremont, CA), 2005,
 06, 07, 08
 Harrell, Sean (5-11, Santa Cruz, CA),
 1988, 89, 90, 91
 Harrison, Taylor (6-10, San Clemente,
 CA), 2007
 Hawthorne, Rickie (6-3, Los Angeles, CA),
 1973, 74, 76
 Hay, Richard, 1934, 35
 Hays, Butch (6-4, Playa Del Rey, CA),
 1981, 82, 83, 84
 Henderson, Dick, 1943, 44
 Henderson, Mike (6-6, East Lansing, MI),
 1965
 Henderson, Tom (6-5, Piedmont, CA),
 1968, 69, 70
 Hendrick, Brian (6-9, Walnut, CA), 1990,
 91, 92, 93
 Henriksen, Don (6-6, Palo Alto, CA), 1950
 Herwig, Bob, 1935, 36, 37
 Hess, Frank (6-2, San Francisco, CA),
 1954, 55, 56
 Higgins, John, 1944
 Higgins, William, 1925, 26
 Hillsman, Ralph, 1937
 Hiskey, Claude, 1943, 44
 Hjelte, George, 1917
 Hoagland, Frank (6-4, San Francisco,
 CA), 1951, 52
 Hodes, Irwin, 1940, 41
 Hogeboom, Bob (6-1, Oakland, CA),
 1945, 46, 47
 Holcomb, Lowell (6-8, Los Angeles, CA),
 1946
 Holland, Mel (6-3, San Jose, CA), 1979
 Holmes, Benton, 1925, 26
 Holt, Howard (6-2, Los Angeles, CA),
 1964, 65
 Honnen, Ed, 1945
 Hooper, Wayne, 1944
 Horan, Larry (6-4, Oakland, CA), 1951, 52
 Howard, Wally, 1945
 Howell, Wes (6-3, Hayward, CA), 1981, 82
 Hughes, Gabriel (6-11, Carson, CA), 2001,
 02, 03, 04
 Hughes, Solomon (6-11, Carson, CA),
 1999, 2000, 01, 02

Huling, Jeff (6-5, Eugene, OR), 1984, 85,
 86, 87
 Hunn, Richard, 1944
 Hunt, Leroy, 1937, 38
 Huovinen, Harold, 1924

-I-

Imhoff, Darrall (6-10, Alhambra, CA),
 1958, 59, 60

-J-

Jackson, Sean (6-5, Seaside, CA), 1997,
 98
 Jamison, Ryan (6-11, Los Angeles, CA),
 1992, 93, 94, 95
 Javius, Eddie (6-6, San Mateo, CA), 1984,
 85, 86, 87
 Jenkins, LeVord (6-0, Inglewood, CA),
 1986
 Jensen, Don, 1935, 36, 37
 Johnson, Bob (6-3, Turlock, CA), 1971, 72
 Johnson, Charles (6-0, Redwood City,
 CA), 1969, 70, 71
 Johnson, Clarence (6-6, San Antonio, TX),
 1968, 69, 70
 Johnson, Gary (6-6, Kingsburg, CA), 1951
 Johnson, Kahlil (6-7, Los Angeles, CA), 2013
 Johnson, Kevin (6-1, Sacramento, CA),
 1984, 85, 86, 87
 Johnson, Milky (5-10, Menlo Park, CA),
 1967
 Johnson, Stanley, 1942, 43, 47
 Johnson, Stevie (6-9, Baltimore, MD),
 1993
 Jones, Akili (6-0, San Francisco, CA),
 1991, 92, 93, 94
 Jones, George, 1944
 Jones, Kenyon (6-10, Savannah, GA),
 1996, 97, 98
 Jones, Larry (6-0, Ontario, CA), 1953, 54
 Jones, Robbie (6-3, Sacramento, CA),
 1998, 99, 2000

-K-

Kallenberger, Wendell (6-6, Garden
 Grove, CA), 1970
 Kamp, Harper (6-8, Mesa, AZ), 2008, 09,
 11, 12
 Kapp, Joe (6-3, Newhall, CA), 1957, 58
 Kately, Marquise (6-5, San Francisco,
 CA), 2004, 05
 Keaton, Dee (6-2, Spokane, WA), 1947,
 48
 Kellar, Bill (6-5, San Leandro, CA), 1973,
 74
 Kennedy, Charlie (6-0, Los Angeles, CA),
 1965
 Kennedy, Douglas, 1942
 Kenney, Frank, 1934
 Kidd, Jason (6-4, Oakland, CA), 1993, 94
 Kilgore, Thomas (6-2, Grand Rapids, MI),
 1998, 99
 Kim, Kirk (5-7, El Cerrito, CA), 1998, 99
 Kincaid, Aubrey, 1923, 24
 King, Raymond (5-10, El Cerrito, CA),
 1998, 99, 2000
 Kintana, Joseph, 1931, 32
 Klemmer, Grover, 1943

Knezevic, Nikola (6-2, Belgrade, Serbia-Montenegro), 2006, 08, 09, 10
 Koenitzer, Bart (6-10, Corvallis, OR), 1987
 Kopke, John, 1935
 Kravish, David (6-9, Lee's Summit, MO), 2012, 13, 14
 Kreklow, Ricky (6-6, Columbia, MO), 2013, 14
 Kretsinger, Dick (6-3, Oakland, CA), 1949, 50
 Krupsky, Sam (6-10, Philadelphia, PA), 1973, 74
 Kulonen, Kari (6-5, Forssa, Finland), 1985
 Kuzminskas, Saulius (6-11, Vilnius, Lithuania), 2001
 Kyte, Alwin (6-1, Oakland, CA), 1954, 55

-L-

Labagh, Justin (6-5, San Francisco, CA), 1996, 97, 98
 Ladar, Samuel, 1925
 Lafaille, Merve (6-0, Oakland, CA), 1941, 42, 46
 Lampley, Sean (6-7, Chicago, IL), 1998, 99, 2000, 01
 Langford, Kevin (6-7, Ft. Worth, TX) 2005
 Langley, Jim (6-3, Salinas, CA), 1959
 Larkey, Jefferson, 1921, 22, 23
 Larner, Dick (6-4, Berkeley, CA), 1946
 Larriue, Edmond, 1929
 Lauer, Don (6-2, Berkeley, CA), 1962, 63
 Lee, Rock (6-10, San Diego, CA), 1974, 75, 76
 Legans, Shantay (5-10, Goleta, CA), 2000, 01, 02
 Lehane, Louis, 1922, 23, 24
 Lerond, Jack (6-1, Stockton, CA), 1945, 46
 Lewis, Denny (5-11, San Francisco, CA), 1962, 63
 Lien, Matt (6-9, LaHabra, CA), 1991
 Lilot, Maurice, 1937, 38
 Lingle, Morgan (6-2, Ramona, CA), 1998, 99, 2000, 01
 Lippstreu, Ed (6-2, Fairfield, CA), 1951, 52
 Long, Eric (6-1, Stockton, CA), 1971, 72, 73
 Lord, Tom (6-4, Cupertino, CA), 1981, 82
 Loveday, Paul (6-10, Bakersfield, CA), 1969
 Lucas, Ray (5-11, Fortuna, CA), 1945, 48
 Luce, David, 1935, 36
 Lucich, Gary (6-5, Eureka, CA), 1973
 Lufkin, Dan (6-1, Alameda, CA), 1963, 64

-M-

Majors, O. Cort, 1920, 21, 22
 Mann, Ernie, 1943
 Mann, Jerry (6-2, San Francisco, CA), 1959, 60
 Marks, Sean (6-11, Auckland, New Zealand), 1995, 96, 97, 98
 Mastrov, Bert (6-4, Los Angeles, CA), 1954, 55
 Matheny, Bob (5-11, San Francisco, CA), 1950, 53, 54
 Mathews, Jordan (6-4, San Francisco, CA), 2014
 Mayne, Cliff (5-11, Berkeley, CA), 1954, 55

McClintock, Bill (6-4, Milwaukee, WI), 1959, 60, 61
 McCoy, William, 1929
 McDonough, Eric (6-9, Danville, CA), 1989, 90, 91
 McGaffey, Stephen, 1934
 McGee, John, 1940, 41
 McGruder, Prentice (6-3, Benton Harbor, MI), 1996, 97
 McGuire, Dominic (6-7, San Diego, CA), 2004, 05
 McIntosh, Don (6-6, Los Angeles, CA), 1956, 57, 58
 McKeen, Bob (6-7, Piedmont, CA), 1952, 53, 54, 55
 McKeen, Ev (6-3, Piedmont, CA), 1955, 57
 McNamara, Mark (6-11, Santa Clara, CA), 1981, 82
 McQueen, Anwar (6-1, Washington, DC), 1994, 95, 96, 97
 Meek, Dave, 1933, 34, 35
 Meier, Carl (6-8, Bakersfield, CA), 1972, 73, 74
 Melby, Henry, 1941
 Meyers, Ryan (6-7, Orinda, CA), 1998, 99, 2000
 Midgley, Richard (6-1, Burgess Hill, England), 2003, 04, 05, 06
 Miller, Mike (6-0, Moraga, CA), 1974, 76, 77
 Mills, Walter, 1928
 Mitchell, Charles (6-9, New Albany, IN), 1978
 Morgan, Dudley, 1939, 40
 Morgans, Philip, 1935
 Morrison, Stan (6-7, Bellflower, CA), 1960, 61
 Moser, Ray (5-11, Lodi, CA), 1952, 53
 Mota, Gus, 1945
 Motola, Pat (6-8, Mountain View, CA), 1974, 75
 Moute a Bidias, Roger (6-7, Yaounde, Cameroon) 2014
 Mower, Art (5-11, Sacramento, CA), 1946
 Murdock, Dana, 1933
 Murray, Emerson (6-6, Vancouver, British Columbia), 2011, 2012
 Murray, Lamond (6-7, Fremont, CA), 1992, 93, 94
 Murry, Ray (6-5, Wichita, KS), 1976, 77

-N-

Nealson, Willis, 1930
 Nelson, Richard, 1944
 Nemechek, Bob (6-1, Berkeley, CA), 1958
 Nichols, Dave (6-0, Lodi, CA), 1949, 50
 Norton, W.D., 1917, 18

-O-

Oglivie, Bill, 1939, 40
 Ohashi, Ted, 1931, 32, 33
 Oliver, Joe, 1943
 Olson, Raymond, 1934, 35, 36
 Olson, Robby (6-1, Sacramento, CA), 1964, 65, 66
 O'Neil, Paul, 1922, 23, 24
 O'Neill, Mike (6-3, Berkeley, CA), 1949

Ortmann, Hartmut (6-8, Bremerhaven, West Germany), 1987, 88, 89
 Owen, Bob (6-4, Lake Oswego, OR), 1980, 81, 82, 83
 Owens, Joe (6-3, Los Angeles, CA), 1995, 96

-P-

Panawek, Steve (6-5, Moraga, CA), 2003
 Paris, David (6-9, Modesto, CA), 2003, 04, 05
 Payne, Jim (6-4, Long Beach, CA), 1949, 50
 Pearson, Ed (6-0, Richmond, CA), 1960
 Penfield, Myron, 1917
 Perkins, Charlie (6-2, Alameda, CA), 1965, 66, 67
 Peterson, Basil, 1927, 28
 Peterson, Jerry (6-3, Grass Valley, CA), 1951, 52
 Pitts, Michael (6-11, National City, CA), 1980, 81, 83, 84
 Potter, Sam (6-7, Los Angeles, CA), 1981
 Powe, Leon (6-8, Oakland, CA), 2004, 06
 Powers, Jeff (6-7, Clayton, CA), 2011, 2012, 13, 14
 Presley, Bob (6-11, Detroit, MI), 1968, 69
 Pribble, Alex (6-4, Fairfax, CA), 2004, 07
 Pursel, Kenneth, 1929, 30

-R-

Raher, Cassidy (5-10, San Francisco, CA), 1997, 98, 99, 2000
 Randle, Jerome (5-10, Chicago, IL), 2007, 08, 09, 10
 Ransom, Gene (5-9, Berkeley, CA), 1976, 77, 78
 Rathbone, Carlton, 1935, 36
 Raugust, Jerry (6-3, Lodi, CA), 1954
 Read, Jack, 1931, 32, 33
 Reyes, Andre (6-11, Manning, SC), 1989, 90, 91
 Ricksen, John (6-3, Berkeley, CA), 1951, 52, 53
 Ricksen, Rupe (6-3, Berkeley, CA), 1951, 53, 53
 Ridgle, Jackie (6-4, Altheimer, AK), 1969, 70, 71
 Riemcke, Cal (6-3, Martinez, CA), 1946, 48
 Ritchie, John (6-9, Downey, CA), 1980, 82, 83, 84
 Roberts, K.J. (5-11, Kent, WA), 1992, 93, 95
 Robertson, Theo (6-5, Pittsburg, CA), 2006, 07, 09, 10
 Robinson, Earl (6-1, Berkeley, CA), 1956, 57, 58
 Robinson, Ethan (6-8, Cerritos, CA), 1985
 Robinson, Nican (5-10, Oakland, CA), 2009
 Rocker, Jack, 1942, 43, 47
 Rooks, Kameron (7-0, San Marcos, CA) 2014
 Rucker, Ed (6-7, North Hollywood, CA), 1962
 Rudow, Ted (6-8, Atherton, CA), 1972
 Ruebel, Tom (6-3, Alameda, CA), 1949
 Russell, Edward, 1936
 Rutherford, Robert, 1945

-S-

Saffores, Orell, 1942
 Salmina, Elmer, 1919, 21
 Sampson, Jamal (6-11, Inglewood, CA), 2002
 Sanders-Frison, Markhuri (6-7, Portland, OR), 2010, 11
 Sandner, Herbert, 1918
 Saxby, Lewis, 1945
 Schneider, Earle (6-5, Van Nuys, CA), 1958
 Schneiderjohn, Tom (6-11, Fountain Valley, CA), 1976, 77, 78, 79
 Schram, Vance (6-3, San Mateo, CA), 1973
 Sears, Ernie (6-2, Los Angeles, CA), 1984, 85, 86, 87
 See, Bob (6-0, Berkeley, CA), 1950, 51
 Seeley, D.J. (6-4, Stockton, CA), 2009, 10
 Seifert, Lawrence, 1931, 32, 33
 Sharp, LeRoy, 1917, 18
 Shipp, Joe (6-5, Los Angeles, CA), 2000, 01, 02, 03
 Shirk, Harvey, 1939
 Shultz, Earl (6-4, South Gate, CA), 1959, 60, 61
 Shumway, Jack (6-0, Phoenix, AZ), 1949
 Shutt, Stephen, 1944
 Simpson, Bernie (6-0, Omaha, NE), 1956, 57, 59
 Singer, Sam (6-4, Miami, FL) 2014
 Singleton, Kevin (6-6, Oakland, CA), 1977, 78, 79, 81
 Smart, Francis, 1932
 Smith, Brandon (5-11, San Ramon, CA), 2010, 11, 12, 13
 Smith, Dick (6-0, Gilroy, CA), 1961, 62, 63
 Smith, Donte (6-2, Washington, DC), 2000, 01, 02, 03
 Smith, James A. (6-5, Santa Cruz, CA), 1962, 63
 Smith, James W. (6-5, Vallejo, CA), 1946, 47, 48
 Smith, Keith (6-4, Portland, OR), 1987, 88, 89, 90
 Smith, LaDay (6-7, Pasadena, CA), 1991
 Smith, Leroy (6-7, Los Angeles, CA), 1983
 Smith, Martin (5-11, Escondido, CA), 2003, 04, 05
 Smith, Steve (6-3, Santa Cruz, CA), 1964, 66
 Solomon, Richard (6-10, Los Angeles), 2011, 12, 13, 14
 Sparks, Kevin (6-1, Compton, CA), 1979, 80
 Spencer, Eldridge, 1917, 18
 Sproul, Johnny, 1943
 Squeri, Ray (6-1, San Francisco, CA), 1950, 51
 Stafford, Dave (6-3, Concord, CA), 1960, 61
 Stansky, Milton, 1933, 34
 Steckel, Bruce (6-7, Portola Valley, CA), 1966, 67
 Stephens, J.T. (6-0, San Francisco, CA), 1997, 98, 99, 2000
 Sterling, George (6-4, Oakland, CA), 1958
 Stevens, Leonard, 1929

Stewart, Michael (6-10, Sacramento, CA), 1994, 95, 96, 97
 Stewart, Scott (6-7, Berkeley, CA), 1977
 Stone, Ralph, 1931, 32
 Stout, Wayne (6-6, Orem, UT), 1973
 Stow, Don (6-5, San Francisco, CA), 1951
 Strader, Earl (6-1, Oakland, CA), 1947, 48
 Symes, Harold, 1919, 20, 21
 Symes, John, 1920, 21, 22

-T-

Talt, John, 1923, 24
 Tamberg, Dick (6-5, San Francisco, CA), 1952, 53, 54
 Tamir, Amit (6-11, Jerusalem, Israel), 2002, 03, 04
 Tamm, Roy, 1940, 41, 42
 Taylor, Leonard (6-8, Inglewood, CA), 1985, 86, 87, 89
 Taylor, Michael (6-4, Redding, CA), 1985, 86
 Ten Eyck, Perry, 1929, 30
 Terry, John (6-5, Emporia, KS), 1974, 75
 Thilgen, Jeff (6-4, San Francisco, CA), 1982, 83, 84, 85
 Thomas, Ivor, 1939
 Thompson, Bill (6-1, Alameda, CA), 1949, 50, 51
 Thompson, Ken (6-6, Woodland Hills, CA), 1974, 75, 76
 Thompson, Lloyd, 1924
 Thompson, Mark (6-4, Santa Rosa, CA), 2003
 Thurm, David, 1942, 43
 Thurman, Robert (6-10, North Edwards, CA) 2012, 13
 Tripp, Wilson, 1927, 28, 30
 True, Doug (6-7, Concord, CA), 1977, 78, 79, 80
 Truitt, Ansley (6-9, San Francisco, CA), 1970, 71, 72
 Tryon, Thomas (6-4, Los Angeles, CA), 1948
 Tveitmoe, Neale (6-2, Berkeley, CA), 1950, 51

-U-

Ubaka, Ayinde (6-2, Oakland, CA), 2004, 05, 06, 07
 Unruh, Eric (6-6, Orinda, CA), 1965, 66, 67

-V-

Vaaler, Erik (6-8, Napa, CA), 1974
 Vander Laan, Nick (6-10, Sacramento, CA), 2000, 01
 Vendt, Carl, 1930, 31, 32
 Vial, Eric (6-11, Susanville, CA), 1978, 79
 Vieille, Rachard, 1942
 Vierneisel, Eric (Algonquin, IL) 2005, 06, 07, 08
 Vilotti, Doug (6-7, Ukiah, CA), 1974, 75, 76
 Vollom, Dennis (6-3, Anaheim, CA), 1962
 Vortman, Dick (6-5, San Francisco, CA), 1965, 66

-W-

Walker, Bob (6-3, Oakland, CA), 1947, 48, 49, 50
 Walker, George (6-2, Oakland, CA), 1946, 47, 48

Walker, Keith (6-5, Brea, CA), 1991
 Wall, Camden (6-10, Los Gatos, CA), 1963, 64
 Wallace, Tyrone (6-4, Bakersfield, CA), 2013, 14
 Walton, Bryant (6-4, Santa Ana, CA), 1987, 88, 89, 90
 Wardell, John (7-0, Pasadena, CA), 1965
 Washburn, Steve (6-2, Turlock, CA), 1977
 Washington, Chris (6-1, Carson, CA), 1984, 85, 86, 87
 Watson, Francis, 1926, 27
 Watterson, Stu (6-7, San Francisco, CA), 1967, 68
 Weaver, Don (6-6, Burlingame, CA), 1974
 Weber, Walter, 1929, 30
 Weld, John (6-3, San Pedro, CA), 1962
 Wemple, Murray, 1933
 Wendell, Bob (6-0, Menlo Park, CA), 1960, 61
 West, Ronnie (6-2, Phoenix, AZ), 2001, 02
 Wethers, Brian (6-5, Murietta, CA), 2000, 01, 02, 03
 Wheeler, Jon (6-7, Petaluma, CA), 1986, 87
 White, Bobby (5-10, Santa Maria, CA), 1969, 70, 71
 White, Connie (6-4, Trenton, NJ), 1975, 76
 White, Floyd (6-2, San Rafael, CA), 1954
 Whitfield, Carl (6-4, Oroville, CA), 1977
 Wilhite, Phil (5-9, Oakland, CA), 1978, 79, 80
 Wilkes, Jordan (6-11, Los Angeles, CA), 2006, 08, 09
 Wilkes, Omar (6-4, Los Angeles, CA), 2006, 07
 Williams, Dave (5-10, Orinda, CA), 1962
 Winetrub, Al (5-11, San Francisco, CA), 1955
 Wolfe, Andy (6-1, Berkeley, CA), 1946, 47, 48
 Wolfe, Bob (6-5, Piedmont, CA), 1966, 67, 68
 Wolthers, Dan (6-4, Redlands, CA), 1963, 64, 65
 Works, Pierce, 1917, 20
 Wray, Jim, 1945, 46 (5-11, Blackfoot, ID)
 Wueste, Bob (6-7, Carlsbad, CA), 1962, 63, 64

-Y-

Young, Jay (6-9, Englishtown, NJ), 1975, 76

-Z-

Zhang, Max (7-3, Yantai, China), 2009, 10

GOLDEN BEARS IN THE NBA DRAFT
FIRST ROUND

| | |
|--|--------------------------|
| Darrall Imhoff, New York Knicks | 1960, 3rd overall |
| Phil Chenier, Baltimore Bullets | 1971, supplemental draft |
| Mark McNamara, Philadelphia 76ers | 1982, 22nd overall |
| Kevin Johnson, Cleveland Cavaliers | 1987, 7th overall |
| Jason Kidd, Dallas Mavericks | 1994, 2nd overall |
| Lamond Murray, Los Angeles Clippers | 1994, 7th overall |
| Shareef Abdur-Rahim, Vancouver Grizzlies | 1996, 3rd overall |
| Ed Gray, Atlanta Hawks | 1997, 22nd overall |
| Ryan Anderson, New Jersey Nets | 2008, 21st overall |


Leon Powe
SECOND ROUND

Larry Friend, New York Knicks (1957)
 Sean Marks, New York Knicks (1998)
 Francisco Elson, Denver Nuggets (1999)
 Sean Lampley, Chicago Bulls (2001)
 Jamal Sampson, Milwaukee Bucks (2002)
 Leon Powe, Boston Celtics (2006)
 DeVon Hardin, Seattle SuperSonics (2008)
 Allen Crabbe, Portland Trail Blazers (2013)

THIRD ROUND

Jackie Ridgle, Cleveland Cavaliers (1971)
 Ansley Truitt, New York Knicks (1972)
 Doug True, Phoenix Suns (1980)

FIFTH ROUND

John Coughran, Cleveland Cavaliers (1973)
 Carl Bird, Golden State Warriors (1976)
 Connie White, Atlanta Hawks (1976)
 Dave Butler, Boston Celtics (1987)

SIXTH ROUND

Bob Dalton, Syracuse Nationals (1959)
 Paul Loveday, Baltimore Bullets (1969)
 Charles Johnson, Golden State Warriors (1971)
 Kevin Singleton, Los Angeles Lakers (1981)


Jason Kidd

Francisco Elson

Shareef Abdur-Rahim
SEVENTH ROUND

Dick Doughty, New York Knicks (1960)
 Brady Allen, Golden State Warriors (1974)
 Butch Hays, Chicago Bulls (1984)
 Michael Pitts, San Antonio Spurs (1984)

EIGHTH ROUND

Dan Wolters, San Francisco Warriors (1965)

NINTH ROUND

Bill Duwe, Golden State Warriors (1972)
 Carl Meier, Golden State Warriors (1974)
 Gene Ransom, Golden State Warriors (1979)

11TH ROUND

Bob Presley, Milwaukee Bucks (1969)

12TH ROUND

Earl Shultz, New York Knicks (1961)
 Bob Wolfe, San Francisco Warriors (1968)

17TH ROUND

Tandy Gillis, New York Knicks (1960)

GOLDEN BEARS IN THE PROS

SHAREEF ABDUR-RAHIM

Vancouver Grizzlies (1996-2001)
 Atlanta Hawks (2001-04)
 Portland Trail Blazers (2004-05)
 Sacramento Kings (2005-08)

RYAN ANDERSON

New Jersey Nets (2008-09)
 Orlando Magic (2009-12)
 New Orleans Pelicans (2012-present)

CHET CARLISLE

Chicago Stags (1946-47)

GENO CARLISLE

Portland Trail Blazers (2004-05)

PHIL CHENIER

Baltimore/Capital/Washington Bullets (1971-80)
 Indiana Pacers (1980)
 Golden State Warriors (1980-81)

PATRICK CHRISTOPHER

Memphis Grizzlies (2014-present)

JUSTIN COBBS

Charlotte Hornets (2014-present)

JOHN COUGHRAN

Golden State Warriors (1979-80)

ALLEN CRABBE

Portland Trail Blazers (2013-present)

RUSS CRITCHFIELD

Oakland Oaks (1968-69, ABA)

FRANCISCO ELSON

Denver Nuggets (2003-06)
 San Antonio Spurs (2006-2008)
 Seattle SuperSonics (2008)
 Milwaukee Bucks (2008-2010)
 Philadelphia 76ers (2010)
 Utah Jazz (2010-11)
 Philadelphia 76ers (2012)

LARRY FRIEND

New York Knicks (1957-58)

ED GRAY

Atlanta Hawks (1997-99)

JORGE GUTIERREZ

Brooklyn Nets (2014-present)

DONALD HENRIKSEN

Baltimore Bullets (1952-53, 54-55)
 Rochester Royals (1955)

DARRALL IMHOFF

New York Knicks (1960-62)
 Detroit Pistons (1962-64)
 Los Angeles Lakers (1964-68)
 Philadelphia 76ers (1968-70)
 Cincinnati Royals (1970-72)



Lamond Murray



Kevin Johnson

Portland Trail Blazers (1972)

CHARLES JOHNSON

Golden State Warriors (1972-78)
 Washington Bullets (1978-79)

KEVIN JOHNSON

Cleveland Cavaliers (1987)
 Phoenix Suns (1988-98, 2000)

JASON KIDD

Dallas Mavericks (1994-97)
 Phoenix Suns (1997-2001)
 New Jersey Nets (2001-08)
 Dallas Mavericks (2008-2012)
 New York Knicks (2013)
 Brooklyn Nets (Head Coach) (2014)
 Milwaukee Bucks (Head Coach) (2015-present)

SEAN LAMPLEY

Miami Heat (2002-03)
 Golden State Warriors (2003-04)

SEAN MARKS

Toronto Raptors (1998-2000)
 Miami Heat (2001-03)
 San Antonio Spurs (2004-06)
 Phoenix Suns (2006-08)
 New Orleans Hornets (2008-2010)
 Washington Wizards (2010)
 Portland Trail Blazers (2010)
 Charlotte Bobcats (2011)
 San Antonio Spurs (Assistant Coach, 2013-present)

MARK McNAMARA

Philadelphia 76ers (1982-83)
 San Antonio Spurs (1983-85)
 Kansas City Kings (1984-85)
 Philadelphia 76ers (1986-88)
 Los Angeles Lakers (1988-90)
 Orlando Magic (1990-91)

LAMOND MURRAY

Los Angeles Clippers (1994-99)
 Cleveland Cavaliers (1999-2002)
 Toronto Raptors (2002-05)
 New Jersey Nets (2005-06)

MIKE O'NEILL

Milwaukee Hawks (1952-53)

LEON POWE

Boston Celtics (2006-09)
 Cleveland Cavaliers (2009-2011)
 Memphis Grizzlies (2011)
 Boston Celtics (Front Office) (2014-present)

JACKIE RIDGLE

Cleveland Cavaliers (1971-72)

JACK ROCKER

Philadelphia Warriors (1947-48)

JAMAL SAMPSON

Milwaukee Bucks (2002-03)
 Los Angeles Lakers (2003-04)
 Charlotte Bobcats (2004-05)
 Sacramento Kings (2005-06)
 Denver Nuggets (2006-07)

RICHARD SOLOMON

Oklahoma City Thunder (2014-present)

MICHAEL STEWART

Sacramento Kings (1997-98)
 Toronto Raptors (1998-2002)
 Cleveland Cavaliers (2002-04)
 Boston Celtics (2003-04)
 Atlanta Hawks (2004-05)

LEONARD TAYLOR

Golden State Warriors (1989-90)

ANSLEY TRUITT

Dallas Chapparels (1972-73, ABA)




With an athletic history that spans 150 years, the University of California has produced some of the greatest coaches, athletes and performances our country has ever seen. From world record-holders to Olympic champions, Golden Bears have succeeded on almost every imaginable stage.


To recognize those achievements, the Athletic Department established the Cal Athletic Hall of Fame in 1986. Located on the plaza level of Memorial Stadium, the Hall features 236 pindividuals and five crews, each of whom represent the best of Cal's rich athletic heritage.

Among those who grace the walls are 28 basketball players and coaches, including such storied names as Pete Newell, Kevin Johnson, Darrall Imhoff, Andy Wolfe, Earl Robinson and Nibs Price.

In addition to the Memorial Stadium location, Hall of Fame memorabilia is also on exhibit in display cases on the first floor of Haas Pavilion.



After playing at Cal, Phil Chenier went on to a long NBA career, mostly with the Washington Bullets.



Earl Robinson played on Cal's NCAA Tournament teams in 1957 and 1958.

CAL BASKETBALL PLAYERS IN THE CAL ATHLETIC HALL OF FAME

| <i>Name</i> | <i>Years at Cal</i> | <i>Year Inducted</i> |
|---------------------|---------------------|----------------------|
| Bob Albo | 1952-54 | 2007 |
| Chet Carlisle | 1935-38 | 1989 |
| Phil Chenier | 1970-71 | 1997 |
| Vern Corbin | 1927-29 | 1992 |
| Russ Critchfield | 1966-68 | 1995 |
| George Dixon | 1924-27 | 1986 |
| Taylor Douthit | 1922-24 | 1988 |
| Hal Eifert | 1932-34 | 1986 |
| Larry Friend | 1955-57 | 1994 |
| Chuck Hanger | 1947-48 | 1992 |
| Brian Hendrick | 1990-93 | 2008 |
| Bob Herwig | 1935-37 | 1988 |
| Darrall Imhoff | 1958-60 | 1988 |
| Charley Johnson | 1969-71 | 1996 |
| Kevin Johnson | 1984-87 | 2000 |
| Joe Kapp | 1957-58 | 1992 |
| Joe Kintana | 1930-32 | 2001 |
| Grover Klemmer | 1942-43 | 1988 |
| Sean Lampley | 1998-2001 | 2013 |
| Bob McKeen | 1952-55 | 1989 |
| Cort Majors | 1918-20 | 1990 |
| Lamond Murray | 1992-94 | 2012 |
| Pete Newell (coach) | 1954-60 | 1987 |
| Nibs Price (coach) | 1924-54 | 1986 |
| Gene Ransom | 1976-78 | 2001 |
| John Ricksen | 1951-53 | 1999 |
| Rupe Ricksen | 1951-53 | 1999 |
| Earl Robinson | 1956-58 | 1988 |
| Andy Wolfe | 1946-48 | 1987 |

SHAREEF ABDUR-RAHIM

The first freshman to earn Pac-10 Player of the Year honors, Abdur-Rahim led the league in scoring during his only season in Berkeley. The 6-9 forward was voted National Freshman of the Year by several publications, including *Basketball Weekly*, and he was chosen a third team *Associated Press* All-American. Abdur-Rahim scored at least 30 points four times, with a high of 33 against Northern Arizona in his first game in a Cal uniform. He also registered a best of 18 rebounds vs. Washington State and paced the Bears with 52 steals on the year. Abdur-Rahim declared for the draft in the spring of 1996 and was taken third overall by the Vancouver Grizzlies.

| Year | G | Fg-a | Pct | 3p-a | Pct | Ft-a | Pct | Reb | Pts | Avg |
|------|----|---------|------|------|------|---------|------|-----|-----|------|
| 1996 | 28 | 206-398 | .518 | 8-21 | .381 | 170-249 | .683 | 236 | 590 | 21.1 |

RYAN ANDERSON

Anderson, who earned first-team All-Pac-10 honors and was named a second-team All-American by *The Sporting News* for the 2007-08 season, declared for the NBA Draft after his sophomore year and was selected with the 21st pick of the first round by the New Jersey Nets. He led the conference in scoring with 21.1 ppg as a sophomore. With 1,236 points, he became the first Cal sophomore ever to score more than 1,000 points in a career, which put him in 16th on Cal's all-time list. Anderson had 697 points and 328 rebounds as a sophomore to become the first 600-300 player in school history for one season. His 697 points in 2008 are second only to Lamond Murray's 729 points in 1994 on the all-time school charts. He ranks sixth in career three-point shooting (39.6%) and third in career free throw accuracy (81.4%) at Cal. Anderson made 64 three-pointers as a sophomore, which ties for No. 2 on Cal's season list, and his career total of 122 ranks ninth at the school. His 328 rebounds in 2008 were the most for a Bear since Mark McNamara had 341 in 1982. A member of the 2007 Pac-10 All-Freshman team, he was also named an honorable mention All-Pac-10 after leading Cal with 16.3 ppg and 8.2 rpg. He was also chosen a second-team Freshman All-American by *Basketball Times*.

| Year | G | Fg-a | Pct | 3p-a | Pct | Ft-a | Pct | Reb | Pts | Avg |
|---------------|-----------|----------------|-------------|----------------|-------------|----------------|-------------|------------|-------------|-------------|
| 2007 | 33 | 189-397 | .476 | 58-152 | .382 | 103-129 | .798 | 269 | 539 | 16.3 |
| 2008 | 33 | 230-469 | .490 | 64-156 | .410 | 173-199 | .869 | 328 | 697 | 21.1 |
| Totals | 66 | 419-866 | .484 | 122-308 | .396 | 276-328 | .841 | 597 | 1236 | 18.7 |

BOB ALBO

Albo earned three letters in both basketball and baseball from 1952-54. As a senior on the court, he served as team captain and earned second-team All-Southern Division honors. He was also Cal's starting catcher and team captain in baseball. Albo, who received Cal's Jake Gimbel Award for having the best combination of athletics and academics among graduating seniors, later coached the Cal freshman basketball and baseball teams under head coaches Pete Newell and George Wolfman, respectively, before pursuing a long medical career. He was inducted into the Cal Athletic Hall of Fame in 2007.

| Year | G | Fg-a | Pct | Ft-a | Pct | Reb | Pts | Avg |
|---------------|-----------|----------------|-------------|----------------|-------------|------------|------------|------------|
| 1952 | 29 | 41-154 | .266 | 17-33 | .515 | 124 | 99 | 3.4 |
| 1953 | 26 | 90-275 | .327 | 51-87 | .586 | 144 | 231 | 8.9 |
| 1954 | 27 | 115-300 | .383 | 93-129 | .721 | 248 | 323 | 12.0 |
| Totals | 82 | 246-729 | .337 | 161-249 | .647 | 516 | 653 | 8.0 |

PHIL CHENIER

A standout guard for the Bears during the 1970 and '71 seasons, Chenier finished with a 13.5 ppg average, which ranked among

the Bears' Top 10 career marks at the time. He also ranked among Cal's career leaders with 3.6 assists per game. Chenier earned first team All-Pac-8 honors in 1971 when he averaged 18.3 ppg during the conference season, including a career-best 32 against Washington. He entered the NBA after his junior year and went onto a distinguished nine-year career with the Washington Bullets, becoming a three-time All-Star selection. Chenier was inducted into the Cal Athletic Hall of Fame in 1997.

| Year | G | Fg-a | Pct | Ft-a | Pct | Reb | Ast | Pts | Avg |
|---------------|-----------|----------------|-------------|----------------|-------------|------------|------------|------------|-------------|
| 1970 | 26 | 113-280 | .404 | 43-71 | .606 | 155 | 89 | 269 | 10.3 |
| 1971 | 25 | 175-419 | .418 | 71-96 | .740 | 148 | 94 | 421 | 16.8 |
| Totals | 51 | 288-699 | .412 | 114-167 | .683 | 303 | 183 | 690 | 13.5 |

VERN CORBIN

Inducted into the Cal Athletic Hall of Fame in 1992, Corbin was one of the top centers of his era. He was a three-year starter for the Bears and helped the team to three consecutive PCC titles. Cal was a perfect 13-0 in 1927 and finished 17-3 in '29. Corbin earned All-Coast honors following his junior and senior seasons.

ALLEN CRABBE

Allen Crabbe painted his name throughout the school's record books from 2011-13 while leading California to one of its winningest stretches in more than 50 years. The 2013 Pac-12 Player of the Year by the league's coaches, completed his career 10th in school history in scoring with 1,537 points in 98 career games. His 15.7 career scoring average ranked 12th all-time at Cal. Crabbe was also among the school's all-time leaders in career three-point field goals (third, 209), career free-throw percentage (seventh, .819) and career three-point field goal percentage (T-10th, .382). Crabbe was named a National Association of Basketball Coaches (NABC) and *Sporting News* third-team All-American, earning first-team All-Pac-12 as well as NABC and U.S. Basketball Writers Association (USBWA) All-District laurels in 2013. A candidate for the 2013 Naismith National Player of the Year award, he was a three-time All-Pac-12 selection and a two-time first-team all-league pick. He was named the Pac-12 Freshman of the Year in 2011. Crabbe was selected by the Portland Trail Blazers with the the first pick of the second round in the 2013 NBA Draft.

| Year | G | Fg-a | Pct | 3Fg-a | Pct | Reb | Ast | Pts | Avg |
|---------------|-----------|-----------------|-------------|----------------|-------------|------------|------------|-------------|-------------|
| 2011 | 31 | 139-312 | .446 | 62-155 | .400 | 165 | 5.3 | 414 | 13.4 |
| 2012 | 34 | 179-415 | .431 | 83-208 | .399 | 194 | 5.7 | 516 | 15.2 |
| 2013 | 33 | 215-468 | .459 | 64-184 | .348 | 200 | 6.1 | 607 | 18.4 |
| Totals | 98 | 533-1195 | .446 | 209-547 | .382 | 559 | 5.7 | 1537 | 15.7 |

RUSS CRITCHFIELD

One of the top guards in Cal history, Critchfield earned team MVP honors three straight years from 1966-68. An honorable mention All-American as a junior, he was a first team choice by the Helms Athletic Foundation in 1968. Critchfield also claimed first-team all-conference honors twice. He finished his career with 1,437 points to rate among the school's all-time Top 10 and he had a scoring average of 19.4 ppg. He twice tallied 36 points, first against Texas in 1965 and again vs. Oregon in '68. Critchfield later served as an assistant coach at Cal from 1977-85, and he was inducted into the Cal Athletic Hall of Fame in 1995.

| Year | G | Fg-a | Pct | Ft-a | Pct | Reb | Pts | Avg |
|---------------|-----------|-----------------|-------------|----------------|-------------|------------|-------------|-------------|
| 1966 | 25 | 159-350 | .454 | 69-89 | .775 | 52 | 387 | 15.5 |
| 1967 | 26 | 225-493 | .456 | 95-125 | .760 | 71 | 545 | 21.0 |
| 1968 | 23 | 206-454 | .454 | 93-117 | .795 | 37 | 505 | 22.0 |
| Totals | 74 | 590-1297 | .455 | 257-331 | .776 | 160 | 1437 | 19.4 |

GEORGE DIXON

A talented and versatile athlete who made his mark in both basketball and rugby, Dixon led the Cal basketball team to undefeated seasons in 1926 and '27 while being voted the best guard in the Pacific Coast Conference. He earned All-America mention in both '26 and '27. As a rugby player, Dixon won an Olympic gold medal as a part of the U.S. team that defeated France in the final in Paris in 1924. In 1986, he was inducted into the Cal Athletic Hall of Fame.

TAYLOR DOUTHIT

More noted for his prowess on the baseball diamond than on the court, 1988 Hall of Famer Douthit still earned three letters in basketball in 1922, '23 and '24. He also was a three-year letterman in baseball and went on to a 10-year Major League career with the St. Louis Cardinals and Cincinnati Reds, playing in three World Series.

HAL EIFERT

A three-year starting forward from 1932-34, Eifert, who entered the Cal Athletic Hall of Fame in 1986, was regarded as one of the finest players on the West Coast during his era. He earned first team Pacific Coast Conference honors in both 1933 and '34 and set a Cal record with 252 points while claiming first-team All-America recognition 1934.

LARRY FRIEND

A first team Helms Athletic Foundation All-America in 1957, Friend also earned all-conference and team MVP honors that season. He averaged 18.9 ppg as a senior in leading the Bears to a 21-5 record and an NCAA Tournament appearance. The 6-4 forward finished his career with 1,061 points and was Cal's top scorer in both 1956 and '57. He joined the Cal Athletic Hall of Fame in 1994.

| Year | G | Fg-a | Pct | Ft-a | Pct | Reb | Pts | Avg |
|---------------|-----------|----------------|-------------|----------------|-------------|------------|-------------|-------------|
| 1955 | 20 | 94-236 | .398 | 58-90 | .644 | 126 | 246 | 12.3 |
| 1956 | 25 | 109-270 | .404 | 106-141 | .752 | 167 | 324 | 13.0 |
| 1957 | 26 | 177-397 | .446 | 137-189 | .725 | 156 | 491 | 18.9 |
| Totals | 71 | 380-903 | .421 | 301-420 | .717 | 449 | 1061 | 14.9 |

ED GRAY

A 6-3 guard for the Bears from 1996-97, Gray earned Pac-10 Player of the Year and third team Associated Press All-America honors as a senior after averaging a school-record 24.8 ppg. He established the Cal mark with 48 points at Washington State Feb. 22, despite playing just 25 minutes and breaking a bone in his foot with just over a minute left in the game. The injury sidelined him for the rest of the year, but did not diminish an otherwise spectacular season. Among his other school records are highest career scoring average (20.0 ppg) and most 30-point games (6, tie). As a junior, he was voted Pac-10 Newcomer of the Year. Gray was selected with the 22nd pick of the first round of the 1997 NBA Draft by the Atlanta Hawks.

| Year | G | Fg-a | Pct | 3p-a | Pct | Ft-a | Pct | Reb | Pts | Avg |
|---------------|-----------|----------------|-------------|---------------|-------------|----------------|-------------|------------|-------------|-------------|
| 1996 | 28 | 146-339 | .431 | 40-119 | .336 | 106-134 | .791 | 73 | 438 | 15.6 |
| 1997 | 26 | 224-486 | .461 | 38-126 | .302 | 158-200 | .790 | 105 | 644 | 24.8 |
| Totals | 54 | 370-825 | .448 | 78-245 | .318 | 264-334 | .790 | 178 | 1082 | 20.0 |

CHUCK HANGER

A 1992 inductee into the Cal Athletic Hall of Fame, Hanger paced Cal in scoring in both 1947 (10.1 ppg) and 1948 (14.5 ppg). In 1948, he earned Southern Division PCC honors as well as the team's Co-Most Inspirational Player award. Also a track & field standout, he captured the conference title in the high jump with a leap of 6-4 in 1948, later tying for third in the event at the NCAA championships. Upon graduation, Hanger delivered Cal's commencement address at Memorial Stadium.

| Year | G | Fg | Ft-a | Pct | Pts | Avg |
|---------------|-----------|------------|----------------|-------------|------------|-------------|
| 1947 | 31 | 121 | 70-117 | .598 | 312 | 10.1 |
| 1948 | 29 | 174 | 72-134 | .537 | 420 | 14.5 |
| Totals | 60 | 295 | 142-251 | .566 | 732 | 12.2 |

BRIAN HENDRICK

A three-time All-Pac-10 post player and 2008 Cal Athletic Hall of Fame inductee, Hendrick played on two NCAA Tournament squads for Cal, helping the Bears to their first NCAA berth in 30 years in 1990 and to the Sweet 16 in 1993. His 1,556 points ranked fourth on Cal's all-time list at the end of his career, while his 898 rebounds were the third-best total ever at the school. Hendrick contributed 14.9 ppg in 1990 to earn Pac-10 All-Freshman honors. Cal's team MVP in both 1991 and '92, he was also voted the club's top defender in 1990, the same year he played in the U.S. Olympic Festival.

| Year | G | Fg-a | Pct | 3p-a | Pct | Ft-a | Pct | Reb | Pts | Avg |
|---------------|----------------|-----------------|-------------|------------|-------------|----------------|-------------|------------|-------------|-------------|
| 1990 | 32-32 | 175-295 | .593 | 0-0 | .000 | 128-188 | .681 | 242 | 478 | 14.9 |
| 1991 | 28-27 | 189-340 | .556 | 0-0 | .000 | 115-152 | .757 | 252 | 492 | 17.6 |
| 1992 | 19-19 | 115-241 | .477 | 0-2 | .000 | 75-112 | .670 | 204 | 305 | 16.1 |
| 1993 | 27-26 | 101-206 | .490 | 0-0 | .000 | 79-116 | .681 | 200 | 281 | 10.4 |
| Totals | 106-104 | 580-1082 | .536 | 0-2 | .000 | 397-568 | .699 | 898 | 1556 | 14.7 |

BOB HERWIG

Captain of Cal's basketball team in the mid-1930s, Herwig put his main focus on the football field, where he earned All-America honors as a center in 1937. A three-year letterman, he played on Cal's "Thunder Teams," including the 1937 squad that finished 10-0-1 and claimed the national championship. He was inducted into the National Football Foundation Hall of Fame in 1964 and the Cal Athletic Hall of Fame in 1988.

DARRALL IMHOFF

Imhoff earned All-America and all-conference honors in 1959 and '60 as standout center for the Bears from 1958-60. A member of the 1959 team that won the NCAA championship (hitting the winning basket with 17 seconds left to give Cal a 71-70 victory over West Virginia), he was also on the 1960 squad that finished second, losing to Ohio State in the final. Imhoff won a gold medal as part of the U.S. Olympic team in Rome in 1960, and he went on to a 12-year NBA career with All-Star Game appearances in 1966 and '67. Imhoff was inducted into the Cal Athletic Hall of Fame in 1988.

| Year | G | Fg-a | Pct | Ft-a | Pct | Reb | Pts | Avg |
|---------------|-----------|----------------|-------------|----------------|-------------|------------|------------|-------------|
| 1958 | 16 | 6-17 | .353 | 2-5 | .400 | 23 | 14 | 0.9 |
| 1959 | 29 | 134-316 | .424 | 61-114 | .535 | 318 | 329 | 11.5 |
| 1960 | 30 | 154-346 | .445 | 102-162 | .629 | 371 | 410 | 13.7 |
| Totals | 75 | 294-679 | .433 | 165-281 | .587 | 712 | 753 | 10.0 |

CHARLES JOHNSON

Johnson was captain of Cal's teams from 1969-71 and finished his career with 1,025 points in 73 career games, a 13.9 ppg average. He also paced the Bears in assists twice and pulled down more than 500 rebounds (7.0 rpg). Johnson was an all-conference guard in 1969, and he entered the Cal Athletic Hall of Fame in 1996.

| Year | G | Fg-a | Pct | Ft-a | Pct | Reb | Ast | Pts | Avg |
|---------------|-----------|-----------------|-------------|----------------|-------------|------------|------------|-------------|-------------|
| 1969 | 25 | 152-387 | .393 | 47-65 | .723 | 209 | 54 | 351 | 14.0 |
| 1970 | 24 | 141-381 | .370 | 53-73 | .726 | 169 | 87 | 335 | 14.2 |
| 1971 | 25 | 149-339 | .440 | 41-66 | .621 | 140 | 107 | 339 | 13.6 |
| Totals | 74 | 442-1107 | .399 | 141-204 | .691 | 518 | 248 | 1025 | 13.9 |

KEVIN JOHNSON

Cal's No. 3 all-time scorer with 1,655 points, the 6-1 Johnson was a four-year starter at point guard from 1984-87. He earned first-team All-Pac-10 honors as both a junior and a senior and was an honorable mention All-American both seasons, as well. In 1986, he led Cal to the NIT, the program's first postseason berth in 26 years. He was a first round draft pick of the Cleveland Cavaliers in 1987, but spent most of his NBA career with the Phoenix Suns. In 1992, Johnson became the first Cal basketball player to have his jersey retired when his No. 11 was raised to the rafters above Pete Newell Court. He was inducted into the Cal Athletic Hall of Fame in 2000.

| Year | G | Fg-a | Pct | 3p-a | Pct | Ft-a | Pct | Ast | Pts | Avg |
|---------------|------------|-----------------|-------------|---------------|-------------|----------------|-------------|------------|-------------|-------------|
| 1984 | 28 | 98-192 | .520 | | | 75-104 | .721 | 65 | 271 | 9.7 |
| 1985 | 27 | 127-282 | .450 | | | 94-142 | .662 | 111 | 348 | 12.9 |
| 1986 | 29 | 164-335 | .490 | | | 123-151 | .815 | 175 | 451 | 15.6 |
| 1987 | 34 | 212-450 | .471 | 48-124 | .387 | 113-138 | .819 | 170 | 585 | 17.2 |
| Totals | 118 | 601-1259 | .477 | 48-124 | .387 | 405-535 | .757 | 521 | 1655 | 14.0 |

JOE KAPP

A two-year letterman in basketball, Kapp played under Pete Newell during the 1957 and '58 seasons, helping the Bears to a pair of NCAA Tournament appearances. On the football field, Kapp earned first-team All-America honors at quarterback in 1958 when he led the Bears to the Rose Bowl. Kapp later played eight years in the CFL before moving to the NFL where he took the Minnesota Vikings to the 1970 Super Bowl. He served as Cal's head football coach from 1982-86 and was inducted into the Cal Athletic Hall of Fame in 1992.

| Year | G | Fg-a | Pct | Ft-a | Pct | Reb | Pts | Avg |
|---------------|-----------|--------------|-------------|--------------|-------------|-----------|-----------|------------|
| 1957 | 18 | 10-37 | .270 | 12-17 | .706 | 24 | 32 | 1.7 |
| 1958 | 20 | 17-48 | .354 | 2-7 | .286 | 23 | 36 | 1.8 |
| Totals | 38 | 27-85 | .318 | 14-24 | .583 | 47 | 68 | 1.8 |

JASON KIDD

Although his Cal career spanned just two seasons, Kidd had perhaps the greatest impact ever on the Cal basketball program. The 6-4 point guard was voted the National Freshman of the Year in 1993 after leading the country in steals with 110 and guiding the Bears to the NCAA Sweet 16. As a sophomore, Kidd was voted Pac-10 Player of the Year and first-team *Associated Press* All-American when he dished out a national-high 272 assists (9.1 apg) and recorded four triple-doubles. He had a school-record 18 assists at Stanford in 1994 and set a Cal mark with eight steals vs. Washington in 1993. His career total of 204 steals is also a school record, snapping the previous Cal mark in only his 46th game. Kidd's career scoring high was 27 points, first set at Arizona as a freshman and matched against Santa Clara in the 1993-94 season opener. After leaving Cal, he was taken with the second overall pick of the NBA Draft by the Dallas Mavericks.

| Year | G | Fg-a | Pct | 3p-a | Pct | Ft-a | Pct | Ast | Pts | Avg |
|---------------|-----------|----------------|-------------|---------------|-------------|----------------|-------------|------------|------------|-------------|
| 1993 | 29 | 133-287 | .463 | 24-84 | .286 | 88-134 | .657 | 222 | 378 | 13.0 |
| 1994 | 30 | 166-352 | .472 | 51-141 | .362 | 117-169 | .692 | 272 | 500 | 16.7 |
| Totals | 59 | 299-639 | .468 | 75-225 | .333 | 205-303 | .677 | 494 | 878 | 14.9 |

GROVER KLEMMER

A talented all-around athlete who lettered at Cal in track & field, football and basketball from 1941-43, Klemmer set the world record in the 400 meters with a time of 46.0 and 440 yards in 1941. He won on the national AAU/TAC 440 titles in both 1940 and '41 and was a member of Cal's world record-setting mile relay team in 1941. Klemmer entered the Cal Athletic Hall of Fame in 1988.

SEAN LAMPLEY

Lampley finished his career as Cal's all-time leading scorer with 1,776 points. Voted the 2001 Pac-10 Player of the Year, the 6-7 forward averaged 19.5 ppg and 7.2 rpg during his senior campaign. When he graduated, Lampley was the only player in the Cal record book to rank among the school's Top 10 in scoring (1st), rebounding (4th) and assists (10th). He had 30 double-doubles in four years, including two with points and assists. Lampley scored a career-best 32 points in an overtime win at Oregon State in '01, and he pulled down a high of 18 rebounds vs. Fresno State in the first round of the 1999 NIT. That year, he led Cal to the NIT championship and was selected tournament MVP. His hometown Chicago Bulls drafted Lampley in the second round in 2001. He was inducted into the Cal Athletic Hall of Fame in 2013.

| Year | G | Fg-a | Pct | 3p-a | Pct | Ft-a | Pct | Reb | Pts | Avg |
|---------------|------------|-----------------|-------------|--------------|-------------|----------------|-------------|------------|-------------|-------------|
| 1998 | 27 | 89-198 | .449 | 5-9 | .263 | 43-73 | .589 | 141 | 226 | 8.4 |
| 1999 | 32 | 151-307 | .492 | 4-12 | .333 | 90-142 | .634 | 280 | 396 | 12.4 |
| 2000 | 33 | 212-417 | .508 | 1-17 | .059 | 124-192 | .646 | 244 | 549 | 16.6 |
| 2001 | 31 | 209-416 | .502 | 7-33 | .212 | 180-244 | .738 | 224 | 605 | 19.5 |
| Totals | 123 | 661-1338 | .494 | 17-81 | .210 | 437-651 | .671 | 889 | 1776 | 14.4 |

O.C. "CORT" MAJORS

One of only nine athletes in California history to earn letters in three different sports, Majors was part of the football, basketball and track & field squads at Cal from 1918-20, gaining induction into the Cal Athletic Hall of Fame in 1990. On the football field, he was captain of Cal's 1920 team that beat Ohio State in the Rose Bowl, while he was a shot put specialist in track and a two-year letterman at guard in basketball. Majors later served as president of the Big C Society, chair of the Athletic Council and president of the California Alumni Association.

BOB McKEEN

A standout player for the Bears for four years, McKeen lettered from 1952-55 and left as Cal's all-time leading scorer (1,654 points). He garnered All-America distinction in 1955, in addition to All-Coast and all-conference. McKeen still ranks as Cal's top career rebounder with 1,019 caroms. He topped the 30-point barrier five times, including a best of 40 points vs. Utah in 1954, and he had a pair of 20-rebound performances. McKeen was enshrined in the Cal Athletic Hall of Fame in 1989.

| Year | G | Fg-a | Pct | Ft-a | Pct | Reb | Pts | Avg |
|---------------|------------|-----------------|-------------|----------------|-------------|-------------|-------------|-------------|
| 1952 | 30 | 124-337 | .370 | 43-93 | .460 | 255 | 291 | 9.7 |
| 1953 | 26 | 175-417 | .420 | 107-191 | .560 | 243 | 457 | 17.6 |
| 1954 | 27 | 169-404 | .420 | 93-162 | .570 | 272 | 431 | 16.0 |
| 1955 | 24 | 181-443 | .410 | 113-197 | .570 | 264 | 475 | 19.8 |
| Totals | 107 | 649-1601 | .405 | 356-643 | .553 | 1034 | 1654 | 15.5 |

MARK McNAMARA

McNamara, a 6-11, 235-pound center, spent two seasons with the Bears after transferring from Santa Clara. He became the first player in school history to score 1,000 in his first two seasons with the Bears, finishing with 1,041 points. A 1982 first team All-Pac-10 selection, McNamara was also a two-time team MVP. He set a school record by totaling at least 30 points six times during his career, with a best of 37 points vs. Seattle Pacific in 1980. McNamara was a first round NBA draft choice by Philadelphia, and he

staying in the league through 1989, playing with the 76ers, San Antonio, Kansas City and the Los Angeles Lakers.

| Year | G | Fg-a | Pct | Ft-a | Pct | Reb | Ast | Pts | Avg |
|---------------|-----------|----------------|-------------|----------------|-------------|------------|-----------|-------------|-------------|
| 1981 | 26 | 182-295 | .617 | 84-168 | .500 | 272 | 25 | 448 | 17.2 |
| 1982 | 27 | 231-329 | .702 | 131-242 | .541 | 341 | 13 | 593 | 22.0 |
| Totals | 53 | 413-624 | .662 | 215-410 | .524 | 613 | 38 | 1041 | 19.6 |

LAMOND MURRAY

One of the most prolific scorers in school history, Murray left Cal after his junior year for the NBA with the No. 1 spot on the Bears all-time list with 1,688 points (since broken). A two-time All-Pac-10 choice, he was voted second team All-American by the U.S. Basketball Writers Association in 1994. After averaging 24.7 ppg in three NCAA Tournament games in '93, the 6-7 forward paced the Pac-10 his junior year with 24.3 ppg and a school-record 729 points. Murray scored a career-high 38 points in his final regular-season game at Washington State, the fifth 30-point game of his career. He had at least 20 points in eight consecutive games during one stretch and reached the 20-point barrier a total of 46 times. The Los Angeles Clippers took Murray with the seventh selection of the 1994 NBA Draft. He was inducted into the Cal Athletics Hall of Fame in 2012.

| Year | G | Fg-a | Pct | 3p-a | Pct | Ft-a | Pct | Reb | Pts | Avg |
|---------------|-----------|-----------------|-------------|---------------|-------------|----------------|-------------|------------|-------------|-------------|
| 1992 | 28 | 152-321 | .474 | 17-56 | .304 | 66-93 | .710 | 171 | 387 | 13.8 |
| 1993 | 30 | 230-445 | .517 | 36-99 | .364 | 76-121 | .628 | 189 | 572 | 19.1 |
| 1994 | 30 | 262-550 | .476 | 46-139 | .331 | 159-208 | .764 | 236 | 729 | 24.3 |
| Totals | 88 | 644-1316 | .489 | 99-294 | .337 | 301-422 | .713 | 596 | 1688 | 19.2 |

PETE NEWELL

See page 123.

CLARENCE "NIBS" PRICE

A coaching fixture at Cal for more than 30 years, Price served as head coach of both the football and basketball teams during his career. In football, he was 27-17-3 from 1926-30 and led the Bears to the 1930 Rose Bowl. Price also handled basketball duties from 1924-54 and is the school's all-time victory leader, finishing with a 449-294 mark. He took the Bears to the Final Four in 1946. Price graduated from Cal in 1914 after lettering on the baseball team. He was inducted into the Cal Athletic Hall of Fame in 1986.

JEROME RANDLE

Cal's all-time scoring leader with 1,835 points, Randle was named Pac-10 Player of the Year, U.S. Basketball Writers Association District IX Player of the Year and an AP honorable mention All-American in 2010 after leading Cal to its first conference title since 1960. He was also a first-team All-Pac-10 selection and named to the USBWA All-District IX team after his junior season. Randle passed Sean Lampley (1998-01, 1,776 points) for first on the school scoring list, after scoring 24 points against UCLA during the 2010 Pac-10 Tournament semifinals. He is also Cal's career leader in both three-pointers (252) and free throw percentage (88.1%), while ranking second with 524 assists. During his senior season, Randle made 40 consecutive free throws to set the new school record. His 92 three-pointers in 2010 broke his own school mark of 82 established the previous season. Randle became the only Cal player and just the sixth player in Pac-10 history to record at least 1,700 points and 500 assists. His 93.3 (139-149) free throw percentage in 2010 is the highest season average in school history, which also led the Pac-10 and was second in the nation that year. Randle was named to the 2010 Pac-10 All-Tournament team after setting a tournament record by going 16-for-16 at the free throw line in three games. During his four seasons at Cal, Randle missed only two games, appearing in 132 games and starting 96 of them.

| Year | G | Fg-a | Pct | 3p-a | Pct | Ft-a | Pct | Ast | Pts | Avg |
|---------------|------------|-----------------|-------------|----------------|-------------|----------------|-------------|------------|-------------|-------------|
| 2007 | 33 | 70-180 | .389 | 26-86 | .302 | 48-59 | .814 | 93 | 214 | 6.5 |
| 2008 | 31 | 124-290 | .428 | 52-131 | .397 | 67-77 | .870 | 116 | 367 | 11.8 |
| 2009 | 33 | 191-381 | .501 | 82-177 | .463 | 139-161 | .863 | 165 | 603 | 18.3 |
| 2010 | 35 | 210-460 | .457 | 92-228 | .404 | 139-149 | .933 | 150 | 651 | 18.6 |
| Totals | 132 | 595-1311 | .454 | 252-622 | .405 | 393-446 | .881 | 524 | 1835 | 13.9 |

JOHN & RUPE RICKSEN

The twin brothers were superb two-sport stars at Cal during the early 1950s, starring in tennis and basketball. They were both NCAA quarterfinalists in singles, Rupe in 1951 and John in '53. As a doubles tandem, they reached the NCAA semifinals in 1951 and the quarters in '52 and '53. John was a first-team all-conference player in basketball in 1953, while Rupe was assistant coach under Pete Newell from 1957-59, including Cal's NCAA title team in '59. The brothers were inducted into the Cal Athletic Hall of Fame in 1999.

John Rickson

| Year | G | Fg-a | Pct | Ft-a | Pct | Reb | Ast | Pts | Avg |
|---------------|-----------|----------------|-------------|----------------|-------------|------------|-----------|------------|------------|
| 1951 | 32 | 73-229 | .319 | 49-78 | .629 | — | — | 193 | 6.0 |
| 1952 | 27 | 101-286 | .353 | 72-105 | .686 | 155 | 24 | 274 | 10.1 |
| 1953 | 26 | 109-253 | .431 | 60-85 | .706 | 144 | — | 278 | 10.7 |
| Totals | 85 | 283-768 | .368 | 181-268 | .675 | 299 | 24 | 745 | 8.8 |

Rupe Rickson

| Year | G | Fg-a | Pct | Ft-a | Pct | Reb | Ast | Pts | Avg |
|---------------|-----------|----------------|-------------|----------------|-------------|------------|-----------|------------|------------|
| 1951 | 32 | 45-166 | .271 | 28-49 | .571 | — | — | 118 | 3.7 |
| 1952 | 26 | 60-196 | .306 | 32-49 | .653 | 111 | 42 | 152 | 5.8 |
| 1953 | 26 | 80-217 | .369 | 41-61 | .672 | 105 | — | 201 | 7.7 |
| Totals | 84 | 185-579 | .320 | 101-159 | .635 | 216 | 42 | 471 | 5.6 |

EARL ROBINSON

A 1988 Cal Athletic Hall of Fame inductee, Robinson was a 6-1 guard on Cal's 1957 and '58 teams that won a pair of conference titles and advanced to the NCAA regionals. He served as captain of the 1958 squad and earned All-Coast honors in both '57 and '58. On the baseball diamond, Robinson was Cal's shortstop on the Bears' 1957 national championship team. He batted .352 that year to claim All-America accolades. Robinson played with both the Los Angeles Dodgers and Baltimore Orioles before returning to Cal as an assistant basketball coach from 1963-65.

| Year | G | Fg-a | Pct | Ft-a | Pct | Reb | Pts | Avg |
|---------------|-----------|----------------|-------------|----------------|-------------|------------|------------|-------------|
| 1956 | 25 | 104-255 | .408 | 76-128 | .594 | 105 | 284 | 11.4 |
| 1957 | 26 | 118-274 | .431 | 81-118 | .686 | 119 | 317 | 12.1 |
| 1958 | 28 | 110-351 | .311 | 61-98 | .622 | 128 | 281 | 10.0 |
| Totals | 79 | 332-880 | .377 | 218-344 | .634 | 352 | 882 | 11.2 |

ANDY WOLFE

A forward and guard for the Bears from 1946-48, Wolfe earned All-America honors as a senior and All-Southern Division PCC honors in 1946, '47 and '48. A member of the 1946 team that won the PCC championship and placed fourth in the NCAAs, he was the first Cal player to score at least 1,000 points, finishing his career with 1,112 points. He joined the Cal Athletic Hall of Fame in 1987.

| Year | G | Fg | Ft-a | Pct | Pts | Avg |
|---------------|-----------|------------|----------------|-------------|-------------|-------------|
| 1946 | 34 | 199 | 59-91 | .648 | 457 | 13.4 |
| 1947 | 31 | 107 | 55-81 | .679 | 269 | 8.7 |
| 1948 | 32 | 155 | 76-112 | .679 | 386 | 12.1 |
| Totals | 97 | 461 | 190-284 | .669 | 1112 | 11.5 |

| Opponent | Series | First Mtg. | Last Mtg. | | | | |
|---------------------------|---------------|-------------------|------------------|---------------------------|------|---------|---------|
| Air Force | 4-3 | 1965-66 | 2003-04 | Eastern Michigan | 0-1 | 2005-06 | 2005-06 |
| Akron | 1-0 | 2005-06 | 2005-06 | Eastern Washington | 2-0 | 1998-99 | 2001-02 |
| Alabama | 0-1 | 1994-95 | 1994-95 | Fairfield | 0-1 | 1978-79 | 1978-79 |
| Alabama-Birmingham | 0-1 | 1987-88 | 1987-88 | Fairleigh Dickinson | 1-0 | 2004-05 | 2004-05 |
| Alameda Coast Guard | 0-4 | 1942-43 | 1944-45 | Florida | 2-0 | 1986-87 | 1988-89 |
| Alameda NAS | 1-2 | 1944-45 | 1945-46 | Florida State | 0-1 | 2008-09 | 2008-09 |
| Alameda Wheelmen | 1-0 | 1908-09 | 1908-09 | Fordham | 0-2 | 1970-71 | 1972-73 |
| Alaska-Anchorage | 1-1 | 1977-78 | 1990-91 | Fort Mason | 1-0 | 1945-46 | 1945-46 |
| Albany | 1-0 | 2000-01 | 2000-01 | Fresno State | 4-2 | 1975-76 | 2013-14 |
| Alcorn State | 1-0 | 1980-81 | 1980-81 | Fresno YMCA | 3-0 | 1920-21 | 1921-22 |
| Alumni (All-Stars) | 8-2 | 1923-24 | 1952-53 | Furman | 1-0 | 2013-14 | 2013-14 |
| American University | 1-0 | 1988-89 | 1988-89 | George Washington | 1-0 | 2011-12 | 2011-12 |
| Arizona | 30-56 | 1923-24 | 2013-14 | Georgetown | 1-0 | 1999-00 | 1999-00 |
| Arizona State | 37-38 | 1955-56 | 2013-14 | Georgia | 2-1 | 2000-01 | 2011-12 |
| Arkansas | 2-1 | 1986-87 | 2013-14 | Georgia Tech | 3-0 | 1950-51 | 2012-13 |
| Arkansas-Little Rock | 0-1 | 1986-87 | 1986-87 | Golden State | 2-2 | 1935-36 | 1941-42 |
| Army | 1-0 | 1969-70 | 1969-70 | Gonzaga | 1-0 | 1999-00 | 1999-00 |
| Asilomar All-Stars | 1-0 | 1916-17 | 1916-17 | Grambling | 2-0 | 1988-89 | 2002-03 |
| Athens Club | 9-5 | 1928-29 | 1941-42 | Hampton | 1-0 | 2004-05 | 2004-05 |
| Auburn Cubs | 2-0 | 1928-29 | 1932-33 | Hartford | 1-0 | 2010-11 | 2010-11 |
| Austin Peay | 1-0 | 2011-12 | 2011-12 | Harvard | 2-1 | 1970-71 | 2012-13 |
| Baylor | 3-0 | 1947-48 | 1976-77 | Hawaii | 11-1 | 1949-50 | 1998-99 |
| Berkeley HS | 1-0 | 1916-17 | 1916-17 | Hawaii Pacific | 1-0 | 1982-83 | 1982-83 |
| Boston College | 0-2 | 1987-88 | 2010-11 | Hawaiian All-Stars | 1-0 | 1946-47 | 1946-47 |
| Boston University | 1-0 | 1999-00 | 1999-00 | Hilo All-Stars | 2-0 | 1951-52 | 1951-52 |
| Bowling Green | 0-1 | 1983-84 | 1983-84 | Hofstra | 2-0 | 1986-87 | 1999-00 |
| Bradley Tech | 2-2 | 1938-39 | 1941-42 | Holy Cross | 1-0 | 1995-96 | 1995-96 |
| Brigham Young | 7-4 | 1956-57 | 2004-05 | Houston | 3-4 | 1971-72 | 1999-00 |
| Cal Poly Pomona | 3-0 | 1977-78 | 1989-90 | Howard | 2-0 | 1996-97 | 2002-03 |
| Cal Poly | 2-1 | 1996-97 | 2010-11 | Idaho | 11-4 | 1922-23 | 1967-68 |
| Cal State Bakersfield | 2-0 | 1977-78 | 2012-13 | Idaho State | 4-1 | 1957-58 | 1983-84 |
| Cal State Dominguez Hills | 1-0 | 1980-81 | 1980-81 | Illinois | 5-4 | 1935-36 | 1996-97 |
| Cal State Fullerton | 1-0 | 1986-87 | 1986-87 | Illinois State | 1-0 | 1972-73 | 1972-73 |
| Cal State Los Angeles | 1-1 | 1974-75 | 1978-79 | Indiana | 1-3 | 1940-41 | 1989-90 |
| Cal State Northridge | 6-0 | 1981-82 | 2010-11 | Iona | 1-0 | 1990-91 | 1990-91 |
| The Calles | 0-1 | 1915-16 | 1915-16 | Iowa | 4-6 | 1951-52 | 1996-97 |
| Camp Park Seabees | 1-0 | 1944-45 | 1944-45 | Iowa State | 3-2 | 1976-77 | 2010-11 |
| Canisius | 0-1 | 1949-50 | 1949-50 | Jackson State | 2-0 | 2007-08 | 2011-12 |
| Central Connecticut State | 1-0 | 1988-89 | 1988-89 | Jacksonville | 1-0 | 2009-10 | 2009-10 |
| Central Michigan | 1-0 | 1986-87 | 1986-87 | James Madison | 0-1 | 1992-93 | 1992-93 |
| Chaminade | 1-0 | 1980-81 | 1980-81 | Kansas | 3-16 | 1928-29 | 2010-11 |
| Chico State | 1-0 | 1932-33 | 1932-33 | Kansas State | 1-6 | 1951-52 | 2007-08 |
| Cincinnati | 5-2 | 1958-59 | 1995-96 | Kentucky | 0-2 | 1979-80 | 1988-89 |
| City College of New York | 0-1 | 1949-50 | 1949-50 | LaSalle | 1-1 | 1991-92 | 2000-01 |
| Clemson | 1-0 | 1998-99 | 1998-99 | Livermore NAS | 2-0 | 1943-44 | 1944-45 |
| Cleveland State | 2-0 | 2000-01 | 2002-03 | Long Beach State | 3-0 | 1999-00 | 2007-08 |
| Coast Guard Pilots | 2-1 | 1943-44 | 1944-45 | Long Beach YMCA | 1-0 | 1916-17 | 1916-17 |
| Colgate | 2-0 | 1981-82 | 2008-09 | Long Island | 1-0 | 1950-51 | 1950-51 |
| Colorado | 12-12 | 1945-46 | 2013-14 | Los Angeles Athletic Club | 1-3 | 1920-21 | 1931-32 |
| Colorado State | 1-0 | 1998-99 | 1998-99 | Los Angeles YMCA | 4-0 | 1908-09 | 1920-21 |
| Columbia | 5-0 | 1939-40 | 2003-04 | Louisiana-Lafayette | 2-0 | 1998-99 | 2002-03 |
| Connecticut | 0-2 | 1988-89 | 1989-90 | Louisiana State | 1-2 | 1975-76 | 1992-93 |
| Coppin State | 3-0 | 1998-99 | 2013-14 | Louisville | 1-0 | 2009-10 | 2009-10 |
| Cornell | 1-1 | 1989-90 | 1992-93 | Loyola-Chicago | 2-3 | 1937-38 | 1983-84 |
| Creighton | 2-2 | 1937-38 | 2013-14 | Loyola Marymount | 1-3 | 1961-62 | 1985-86 |
| Delaware State | 1-0 | 2007-08 | 2007-08 | Manhattan | 1-0 | 1991-92 | 1991-92 |
| Dartmouth | 6-0 | 1939-40 | 2008-09 | Marshall | 0-1 | 1939-40 | 1939-40 |
| Davidson | 1-0 | 1999-00 | 1999-00 | Maryland | 0-2 | 1996-97 | 2008-09 |
| Dayton | 1-3 | 1957-58 | 2013-14 | Maryland-Baltimore Co. | 1-0 | 1993-94 | 1993-94 |
| Denver | 5-0 | 1966-67 | 2013-14 | Massachusetts | 1-0 | 1996-97 | 1996-97 |
| DePaul | 3-2 | 1995-96 | 2008-09 | McNeese State | 1-0 | 2011-12 | 2011-12 |
| Detroit | 2-0 | 1937-38 | 2009-10 | Men's Club of LA | 1-0 | 1920-21 | 1920-21 |
| Drake | 4-1 | 1973-74 | 2012-13 | Mexico | 1-0 | 1941-42 | 1941-42 |
| Drexel | 1-0 | 1987-88 | 1987-88 | Michigan | 1-0 | 1961-62 | 1961-62 |
| Dubuque Athletic Club | 1-0 | 1908-09 | 1908-09 | Michigan State | 5-0 | 1937-38 | 1963-64 |
| Duke | 2-1 | 1982-83 | 2009-10 | Military Air Transport | 0-1 | 1951-52 | 1951-52 |
| East Tennessee State | 0-1 | 1982-83 | 1982-83 | Minnesota | 4-2 | 1947-48 | 1995-96 |
| Eastern Kentucky | 1-0 | 1998-99 | 1998-99 | Mississippi | 1-0 | 2010-11 | 2010-11 |
| | | | | Mississippi State | 2-0 | 1996-97 | 2000-01 |

| | | | | | | | |
|--------------------------|-------|---------|---------|-----------------------|---------|---------|---------|
| Missouri | 2-5 | 1941-42 | 2011-12 | San Francisco Marines | 1-0 | 1945-46 | 1945-46 |
| Montana | 1-0 | 1930-31 | 1930-31 | San Francisco State | 8-0 | 1938-39 | 1951-52 |
| Montana State | 2-0 | 1984-85 | 1985-86 | San Jose State | 19-3 | 1953-54 | 2011-12 |
| Morehead State | 1-1 | 1974-75 | 1975-76 | San Jose YMCA | 1-0 | 1916-17 | 1916-17 |
| Morgan State | 1-0 | 1991-92 | 1991-92 | Santa Clara | 43-28 | 1918-19 | 2001-02 |
| Mount St. Mary's | 1-0 | 2001-02 | 2001-02 | Seattle | 5-2 | 1957-58 | 1984-85 |
| Multnomah | 0-1 | 1915-16 | 1915-16 | Seattle Pacific | 3-0 | 1980-81 | 1984-85 |
| Murray State | 1-0 | 2009-10 | 2009-10 | Service Center | 1-0 | 1950-51 | 1950-51 |
| Navy Pre-Flight | 0-2 | 1942-43 | 1942-43 | Seton Hall | 1-0 | 1973-74 | 1973-74 |
| Navy Seahawks | 1-0 | 1944-45 | 1944-45 | Sixty-Third Infantry | 2-0 | 1917-18 | 1917-18 |
| Nebraska | 7-6 | 1937-38 | 1972-73 | South Carolina | 0-1 | 1971-72 | 1971-72 |
| Nevada | 21-8 | 1907-08 | 2013-14 | South Florida | 1-2 | 2000-01 | 2011-12 |
| Nevada-Las Vegas | 2-5 | 1989-90 | 2012-13 | Southern | 1-0 | 2004-05 | 2004-05 |
| New Hampshire | 1-0 | 1997-98 | 1997-98 | Southern California | 133-122 | 1916-17 | 2013-14 |
| New Mexico | 5-2 | 1969-70 | 2010-11 | Southern Methodist | 1-2 | 1967-68 | 2013-14 |
| New Mexico State | 0-1 | 1971-72 | 1971-72 | Southern Mississippi | 1-1 | 2007-08 | 2010-11 |
| New York University | 1-2 | 1935-36 | 1957-58 | Southern Utah | 1-0 | 2013-14 | 2013-14 |
| Nicholls State | 1-0 | 2007-08 | 2007-08 | Stanford | 146-118 | 1911-12 | 2013-14 |
| North Carolina | 1-4 | 1972-73 | 1998-99 | Stetson | 1-1 | 1974-75 | 1990-91 |
| North Carolina A&T | 1-0 | 2008-09 | 2008-09 | Stewart Chevrolet | 1-2 | 1948-49 | 1949-50 |
| North Carolina-Asheville | 0-1 | 1987-88 | 1987-88 | Stockton All-Stars | 2-0 | 1908-09 | 1911-12 |
| North Carolina-Charlotte | 1-0 | 1986-87 | 1986-87 | Stockton Amblers | 1-0 | 1930-31 | 1930-31 |
| North Carolina State | 1-1 | 2002-03 | 2005-06 | Syracuse | 0-3 | 2009-10 | 2013-14 |
| North Dakota State | 1-0 | 2007-08 | 2007-08 | Temple | 2-3 | 1935-36 | 2010-11 |
| Northeastern | 1-0 | 2005-06 | 2005-06 | Tennessee | 0-2 | 1981-82 | 1983-84 |
| Northern Arizona | 2-0 | 1994-95 | 1995-96 | Tennessee Tech | 1-0 | 1988-89 | 1988-89 |
| Northern Colorado | 1-0 | 2005-06 | 2005-06 | Texas | 2-1 | 1962-63 | 2000-01 |
| Northwestern | 2-1 | 1935-36 | 1960-61 | Texas A&M | 1-0 | 1949-59 | 1949-59 |
| Notre Dame | 1-1 | 1966-67 | 2010-11 | Texas Christian | 2-0 | 1971-72 | 1999-00 |
| Oakland Bittners | 1-5 | 1946-47 | 1948-49 | Texas-Pan American | 1-0 | 2008-09 | 2008-09 |
| Oakland Naval Reserve | 1-0 | 1943-44 | 1944-45 | Texas Southern | 5-0 | 1992-93 | 1996-97 |
| Oakland University | 1-0 | 2013-14 | 2013-14 | Treasure Island Navy | 3-1 | 1944-45 | 1945-46 |
| Ohio State | 9-9 | 1936-37 | 2009-10 | Tulane | 2-0 | 1964-65 | 1993-94 |
| Oklahoma | 1-3 | 1965-66 | 2002-03 | UC Davis | 31-0 | 1917-18 | 2010-11 |
| Oklahoma City | 1-2 | 1935-36 | 1972-73 | UC Irvine | 6-2 | 1977-78 | 2013-14 |
| Oklahoma State | 1-4 | 1945-46 | 1992-93 | UCLA | 101-135 | 1920-21 | 2013-14 |
| Old Dominion | 0-1 | 1974-75 | 1974-75 | UC Riverside | 1-1 | 1979-80 | 2004-05 |
| Oldsmobile Rockets | 1-0 | 1950-51 | 1950-51 | UC San Diego | 4-0 | 1979-80 | 1985-86 |
| Olympians | 1-1 | 1920-21 | 1921-22 | UC Santa Barbara | 10-1 | 1948-49 | 2013-14 |
| Olympic Club | 14-13 | 1922-23 | 1949-50 | Unified A.C. | 0-2 | 1933-34 | 1933-34 |
| Oregon | 83-55 | 1918-19 | 2013-14 | Universal Motors | 2-1 | 1950-51 | 1951-52 |
| Oregon State | 81-60 | 1915-16 | 2013-14 | U.S. International | 5-0 | 1979-80 | 1990-91 |
| Pacific | 26-2 | 1908-09 | 2012-13 | USS Rescue | 1-0 | 1945-46 | 1945-46 |
| Pennsylvania | 2-2 | 1939-40 | 2001-02 | Utah | 13-10 | 1933-34 | 2013-14 |
| Penn State | 3-0 | 1973-74 | 2001-02 | Utah State | 3-4 | 1933-34 | 1971-72 |
| Pepperdine | 2-0 | 2004-05 | 2012-13 | Utah Valley | 2-0 | 2009-10 | 2013-14 |
| Pittsburgh | 2-1 | 1948-49 | 2001-02 | Villanova | 2-1 | 1987-88 | 1996-97 |
| Pomona American Legion | 3-0 | 1921-22 | 1922-23 | Virginia Commonwealth | 1-0 | 1997-98 | 1997-98 |
| Portland | 7-1 | 1967-68 | 2008-09 | Virginia Military | 0-1 | 1976-77 | 1976-77 |
| Portland State | 1-0 | 1997-98 | 1997-98 | Virginia Tech | 1-0 | 1991-92 | 1991-92 |
| Prairie View | 2-0 | 1989-90 | 2012-13 | Wake Forest | 2-1 | 1992-93 | 1999-00 |
| Princeton | 3-1 | 1971-72 | 2009-10 | Waseda (Japan) | 1-0 | 1927-28 | 1927-28 |
| Providence | 0-1 | 1978-79 | 1978-79 | Washington | 80-78 | 1915-16 | 2013-14 |
| Purdue | 1-5 | 1935-36 | 1990-91 | Washington State | 76-47 | 1916-17 | 2013-14 |
| Redlands | 1-0 | 1920-21 | 1920-21 | Watsonville YMCA | 3-0 | 1908-09 | 1916-17 |
| Rhode Island | 1-1 | 1997-98 | 1998-99 | Weber State | 2-0 | 1970-71 | 2011-12 |
| Rice | 1-1 | 1973-74 | 1974-75 | West Virginia | 4-1 | 1958-59 | 1975-76 |
| Richmond | 1-0 | 1993-94 | 1993-94 | Western Kentucky | 0-1 | 1967-68 | 1967-68 |
| Rivals | 1-0 | 1908-09 | 1908-09 | Whittier | 1-0 | 1916-17 | 1916-17 |
| Saint Joesph's | 0-1 | 2003-04 | 2003-04 | Wichita Henrys | 1-0 | 1932-33 | 1932-33 |
| Saint Louis | 3-3 | 1958-59 | 2001-02 | Wichita State | 1-0 | 1975-76 | 1975-76 |
| Saint Mary's | 61-16 | 1914-15 | 2004-05 | Willamette | 1-0 | 1915-16 | 1915-16 |
| St. Mary's Pre-Flight | 1-2 | 1943-44 | 1945-46 | Wisconsin | 5-3 | 1947-48 | 2012-13 |
| Sacramento Senators | 1-1 | 1946-47 | 1947-48 | Wisconsin-Green Bay | 0-1 | 1993-94 | 1993-94 |
| Sacramento State | 2-0 | 1950-51 | 1992-93 | Wyoming | 3-2 | 1962-63 | 2003-04 |
| San Diego | 2-0 | 1980-81 | 1981-82 | Yale | 2-0 | 1968-69 | 2000-01 |
| San Diego State | 4-5 | 1939-40 | 2011-12 | Young Men's Institute | 1-3 | 1931-32 | 1934-35 |
| San Francisco | 46-30 | 1914-15 | 2008-09 | | | | |
| San Francisco A.C. | 1-0 | 1946-47 | 1946-47 | | | | |

ALCORN STATE

Cal leads the series, 1-0

1980-81 W 77-73 B

B - Bloomington, Ind.

ARIZONA

Arizona leads the series, 56-30

| | | | |
|---------|---|-----------|----|
| 1923-24 | W | 38-30 | H |
| | L | 14-23 | H |
| 1935-36 | W | 33-31 | A |
| 1936-37 | W | 55-22 | H |
| 1955-56 | W | 84-74 | A |
| 1956-57 | W | 70-49 | A |
| 1958-59 | W | 90-46 | H |
| 1963-64 | L | 58-64 | A |
| 1964-65 | W | 57-55 | H |
| 1965-66 | L | 58-62 | S |
| 1970-71 | W | 87-79 | A |
| 1971-72 | W | 79-76 | H |
| 1974-75 | W | 84-82 | N |
| 1978-79 | L | 64-69 | A |
| | L | 75-83 | H |
| 1979-80 | L | 81-89 | H |
| | L | 62-65 | A |
| 1980-81 | L | 71-73 | H |
| | L | 72-83 | A |
| 1981-82 | W | 85-73 | A |
| | W | 63-59 | H |
| 1982-83 | W | 59-57 | H |
| | W | 84-59 | A |
| 1983-84 | L | 50-56 | A |
| | W | 70-62 | H |
| 1984-85 | L | 67-69 | H |
| | L | 48-66 | A |
| 1985-86 | L | 72-79 2OT | A |
| | L | 52-61 | H |
| 1986-87 | W | 82-81 2OT | A |
| | L | 51-70 | H |
| 1987-88 | L | 51-80 | A |
| | L | 62-74 | H |
| | L | 64-88 | A |
| 1988-89 | L | 55-64 | H |
| | L | 59-86 | A |
| 1989-90 | L | 70-71 OT | A |
| | L | 68-93 | H |
| 1990-91 | W | 85-78 | H |
| | L | 63-100 | A |
| 1991-92 | L | 68-80 | H |
| | L | 77-100 | A |
| 1992-93 | L | 81-93 | A |
| | W | 74-71 | O |
| 1993-94 | W | 98-93 OT | A |
| | L | 77-96 | H |
| 1994-95 | L | 86-99 | H |
| | W | 74-72^ | A |
| 1995-96 | W | 99-75^ | O |
| | L | 68-71 | A |
| 1996-97 | L | 80-81 | A |
| | W | 79-77 | SF |
| 1997-98 | L | 57-70 | O |
| | L | 73-76 | A |
| 1998-99 | L | 74-91 | A |
| | W | 89-76 | O |
| 1999-00 | L | 61-65 | H |
| | L | 61-70 | A |
| 2000-01 | L | 75-78 | A |
| | L | 76-78 | H |
| 2001-02 | L | 58-68 | H |
| | L | 53-99 | A |
| | L | 78-90 | LA |
| 2002-03 | L | 80-95 | A |
| | L | 75-88 | H |
| 2003-04 | L | 75-95 | A |
| | W | 87-83 | H |
| 2004-05 | L | 67-87 | H |
| | L | 76-97 | A |
| | L | 63-88 | LA |
| 2005-06 | L | 55-60 | A |

| | | | |
|---------|---|-------------|----|
| 2006-07 | W | 75-66 | H |
| | L | 85-94 | A |
| | L | 65-70 | LA |
| 2007-08 | L | 75-79 | H |
| | L | 73-83 | A |
| 2008-09 | W | 69-55 | H |
| | W | 83-77 | A |
| 2009-10 | L | 72-76 | A |
| | W | 95-71 | H |
| 2010-11 | L | 71-73 | A |
| | L | 105-107 3OT | H |
| 2011-12 | L | 74-78 | H |
| 2012-13 | W | 77-69 | A |
| 2013-14 | W | 60-58 | H |
| | L | 59-87 | A |

S - Seattle, WA
 O - Oakland
 SF - San Francisco
 LA - Los Angeles
 N - Norfolk, VA

Series, Notes

Record at Cal: 17-23
 Record at UA: 11-30
 Neutral: 1-4
 Last 10 meetings: 5-5
 Most points, Cal: 105, 2010-11
 Most points, UA: 107, 2010-11
 Largest margin, Cal: 44, 1958-59
 Largest margin, UA: 46, 2001-02
 Longest Cal win streak: 5, 1935-36 to 1958-59
 Longest UA win streak: 10, 1999-00 to 2003-04
 Current Streak: 1, Arizona

ARIZONA STATE

Arizona State leads the series, 38-37

| | | | |
|---------|---|-----------|---|
| 1955-56 | W | 64-59 | A |
| 1956-57 | W | 80-50 | H |
| | W | 74-61 | A |
| 1963-64 | L | 66-71 | A |
| 1968-69 | W | 93-81 | P |
| 1978-79 | W | 70-59 | A |
| | L | 55-91 | H |
| 1979-80 | L | 63-74 | H |
| | L | 58-69 | A |
| 1980-81 | L | 81-84 2OT | H |
| | L | 68-81 | A |
| 1981-82 | L | 57-70 | A |
| | W | 70-65 | H |
| 1982-83 | L | 65-72 | H |
| | L | 69-79 | A |
| 1983-84 | L | 60-75 | A |
| | L | 54-59 | H |
| 1984-85 | L | 70-77 | H |
| | L | 60-61 | A |
| 1985-86 | L | 67-69 | A |
| | W | 83-61 | H |
| 1986-87 | L | 53-61 | A |
| | W | 71-65 | H |
| 1987-88 | L | 60-82 | A |
| | L | 75-88 | H |
| 1988-89 | W | 80-64 | H |
| | W | 73-63 | A |
| 1989-90 | W | 68-66 2OT | A |
| | W | 69-60 | H |
| 1990-91 | W | 76-65 | H |
| | L | 78-87 | A |
| 1991-92 | W | 68-61 | H |
| | L | 71-74 | A |
| 1992-93 | L | 83-90 | A |
| | W | 91-67 | O |
| 1993-94 | L | 60-63 | A |
| | W | 89-57 | H |
| 1994-95 | L | 68-73 | O |
| | L | 81-100 | A |
| 1995-96 | W | 97-82^ | O |
| | L | 53-56 | A |
| 1996-97 | L | 60-64 | A |

| | | | |
|---------|-----|-------------|---|
| 1997-98 | W | 84-66 | H |
| | W | 82-77 | O |
| | L | 80-99 | A |
| 1998-99 | L | 66-69 | A |
| | W | 78-73 | O |
| 1999-00 | L | 108-111 2OT | H |
| | L | 76-85 | A |
| 2000-01 | W | 82-67 | A |
| | W | 86-67 | H |
| 2001-02 | W | 67-59 | H |
| | W | 91-80 | A |
| 2002-03 | L | 70-75 | A |
| | W | 80-72 | H |
| 2003-04 | W | 74-62 | A |
| | W | 85-83 | H |
| 2004-05 | L | 70-79 | H |
| | W | 84-82 | A |
| 2005-06 | W | 88-58 | A |
| | L | 64-65 2OT | H |
| 2006-07 | W | 66-62 OT | A |
| | L | 41-42 | H |
| 2007-08 | L | 90-99 2OT | H |
| | W | 76-73 | A |
| 2008-09 | W | 81-71 | H |
| | L | 66-83 | A |
| 2009-10 | W | 78-70 | A |
| | W | 62-46 | H |
| 2010-11 | W | 65-61 | A |
| | W | 66-62 | H |
| 2011-12 | W | 68-47 | H |
| 2012-13 | L | 62-66 | A |
| 2013-14 | Lot | 78-89 | H |
| | L | 60-78 | A |

P - Portland, OR
 O - Oakland

Series, Notes

Record at Cal: 22-14
 Record at ASU: 14-24
 Neutral: 1-0
 Last 10 meetings: 6-4
 Most points, Cal: 108, 1999-00
 Most points, ASU: 111, 1999-00
 Largest margin, Cal: 30, 1956-57
 Largest margin, ASU: 36, 1978-79
 Longest Cal win streak: 5, 1988-89 to 1990-91; 2009-10 to 2011-12
 Longest ASU win streak: 7, 1982-83 to 1985-86
 Current Streak: 3, ASU

CAL POLY

Cal leads the series, 2-1

| | | | |
|---------|---|-------|---|
| 1996-97 | W | 77-59 | H |
| 2003-04 | L | 62-63 | H |
| 2010-11 | W | 51-41 | H |

CSU BAKERSFIELD

Cal leads the series, 2-0

| | | | |
|---------|---|-------|---|
| 1977-78 | W | 91-75 | H |
| 2012-13 | W | 78-65 | H |

COLORADO

Cal leads the series, 12-11

| | | | |
|---------|---|-------|---|
| 1945-46 | W | 50-44 | N |
| 1954-55 | W | 57-44 | H |
| | W | 59-46 | H |
| | L | 62-69 | A |
| 1959-60 | W | 51-47 | H |
| | W | 79-46 | H |
| 1961-62 | L | 47-63 | A |
| | L | 60-66 | A |
| 1974-75 | W | 98-78 | A |
| | W | 85-76 | H |
| 1986-87 | L | 61-86 | A |
| 1988-89 | W | 70-54 | H |
| 1999-00 | L | 62-80 | A |



| | | | |
|---------|-----|-------|----|
| 2000-01 | W | 75-63 | H |
| 2003-04 | L | 60-78 | A |
| 2010-11 | L | 72-89 | A |
| 2011-12 | W | 57-50 | H |
| | L | 57-70 | A |
| | L | 59-70 | LA |
| 2012-13 | L | 71-81 | A |
| | W | 62-46 | H |
| 2013-14 | Wot | 66-65 | H |
| | L | 56-59 | LV |

LA – Los Angeles (Pac-12 Tournament)
 LV – Las Vegas (Pac-12 Tournament)

Series, Notes

Record at Cal: 10-0
 Record at Colorado: 1-9
 Neutral: 1-2
 Last 10 meetings: 4-6
 Most points, Cal: 98, 1974-75
 Most points, Colorado: 89, 2010-11
 Largest margin, Cal: 33, 1959-60
 Largest margin, Colorado: 25, 1986-87
 Longest Cal win streak: 3, 1945-46 to 1954-55
 Longest Colorado win streak: 3, 2003-04 to 2010-11;
 2011-12
 Current Streak: 1, Colorado

EASTERN WASHINGTON

| | | | |
|---------------------------|---|-------|---|
| Cal leads the series, 2-0 | | | |
| 1998-99 | W | 94-63 | O |
| 2001-02 | W | 56-27 | H |

O - Oakland

FRESNO STATE

| | | | |
|---------------------------|---|-------|---|
| Cal leads the series, 4-2 | | | |
| 1975-76 | W | 73-54 | H |
| 1977-78 | L | 55-60 | A |
| 1998-99 | W | 79-71 | O |
| 2000-01 | L | 70-82 | M |
| 2001-02 | W | 97-75 | H |
| 2013-14 | W | 67-56 | H |

M – Memphis, Tenn.
 O – Oakland, Calif.

MONTANA

| | | | |
|---------------------------|---|-------|---|
| Cal leads the series, 1-0 | | | |
| 1930-31 | W | 37-23 | H |

NEVADA

| | | | |
|----------------------------|---|----------|---|
| Cal leads the series, 21-8 | | | |
| 1907-08 | W | 41-9 | |
| 1914-15 | W | 28-17 | |
| 1915-16 | W | 27-25 | |
| 1917-18 | W | 28-20 | |
| 1921-22 | W | 54-29 | |
| 1922-23 | W | 27-12 | |
| | W | 22-12 | |
| 1923-24 | W | 43-23 | |
| | W | 24-18 | |
| 1924-25 | L | 27-28 | H |
| | W | 28-21 | H |
| 1925-26 | W | 26-20 | H |
| | W | 29-10 | H |
| 1930-31 | W | 28-21 | A |
| | L | 26-27 | A |
| 1923-33 | W | 26-23 | H |
| 1945-46 | W | 35-31 | H |
| 1978-79 | L | 61-66 OT | A |
| 1980-81 | W | 78-59 | H |
| 1981-82 | L | 82-95 | A |
| 1983-84 | L | 54-57 | H |
| 1984-85 | L | 80-92 | A |
| 1985-86 | W | 52-51 | H |
| 1986-87 | L | 60-74 | A |
| 1991-92 | W | 91-73 | H |
| 2006-07 | L | 71-77 | S |

| | | | |
|---------|---|-------|---|
| 2007-08 | W | 74-68 | A |
| 2008-09 | W | 75-66 | H |
| 2013-14 | W | 92-84 | H |

S – San Jose

OREGON

| | | | |
|-----------------------------|---|-------------|---|
| Cal leads the series, 83-55 | | | |
| 1918-19 | L | 37-39 | |
| | L | 28-30 | |
| 1919-20 | L | 26-29 | H |
| | W | 33-19 | H |
| 1921-22 | W | 25-12 | |
| | W | 30-22 | |
| 1925-26 | W | 32-17 | O |
| | W | 29-23 | O |
| 1926-27 | W | 36-29 | A |
| | W | 31-20 | A |
| 1936-37 | W | 54-44 | H |
| 1938-39 | L | 49-54 | A |
| | L | 47-53 | A |
| 1948-49 | L | 50-51 | A |
| | W | 58-48 | A |
| 1954-55 | W | 64-52 | A |
| 1955-56 | L | 62-63 | A |
| | W | 67-65 | A |
| 1956-57 | W | 53-46 | H |
| | W | 71-57 | H |
| 1957-58 | W | 61-60 | A |
| | L | 62-64 | A |
| 1958-59 | L | 57-59 | A |
| | W | 83-55 | H |
| 1959-60 | W | 70-45 | H |
| | W | 70-49 | S |
| 1962-63 | W | 78-46 | P |
| | L | 55-60 | H |
| | W | 79-58 | H |
| 1963-64 | L | 63-77 | A |
| | L | 64-72 | A |
| 1964-65 | L | 71-83 | A |
| | W | 72-52 | H |
| 1965-66 | L | 63-65 | H |
| | L | 51-68 | A |
| 1966-67 | W | 74-61 | H |
| | W | 62-61 | A |
| 1967-68 | W | 96-81 | A |
| | W | 76-64 | H |
| 1968-69 | L | 73-84 | A |
| | W | 91-70 | H |
| 1969-70 | L | 71-77 | H |
| | L | 91-98 | A |
| 1970-71 | L | 81-100 | A |
| | W | 103-72 | H |
| 1971-72 | W | 79-77 OT | H |
| | W | 71-67 | A |
| 1972-73 | L | 55-60 OT | A |
| | L | 69-72 OT | H |
| 1973-74 | L | 42-54 | H |
| | L | 54-61 | A |
| 1974-75 | W | 60-58 | A |
| | W | 76-74 | H |
| 1975-76 | L | 60-79 | A |
| | L | 64-75 | H |
| 1976-77 | L | 49-75 | A |
| | W | 107-102 5OT | H |
| 1977-78 | L | 47-49 | A |
| | W | 76-67 | H |
| 1978-79 | L | 59-74 | A |
| | W | 74-62 | H |
| 1979-80 | W | 80-71 | H |
| | L | 67-75 | A |
| 1980-81 | L | 80-87 | A |
| | W | 85-77 | H |
| 1981-82 | W | 91-81 | H |
| | W | 70-60 | A |
| 1982-83 | L | 67-69 OT | A |
| | W | 75-63 | H |
| 1983-84 | W | 55-54 | H |
| | L | 44-45 | A |

| | | | |
|---------|---|--------------------|----|
| 1984-85 | W | 70-68 | P |
| | W | 50-37 | H |
| | L | 53-70 | A |
| 1985-86 | L | 55-65 | A |
| | W | 64-55 | H |
| 1986-87 | W | 78-67 | H |
| | L | 73-86 | A |
| 1987-88 | W | 77-74 | A |
| | L | 56-62 | H |
| 1988-89 | W | 80-62 | H |
| | W | 78-74 | A |
| 1989-90 | W | 95-72 | H |
| | W | 79-78 | A |
| 1990-91 | L | 67-73 | A |
| | L | 71-74 | H |
| 1991-92 | L | 57-67 | A |
| | W | 87-76 | H |
| 1992-93 | W | 82-65 | H |
| | W | 79-76 | A |
| 1993-94 | W | 81-61 | A |
| | W | 82-73 | H |
| 1994-95 | L | 86-94 | O |
| | L | 82-95 | A |
| 1995-96 | W | 97-72 ^A | H |
| | L | 58-60 | A |
| 1996-97 | W | 73-62 | A |
| | W | 73-66 | H |
| 1997-98 | L | 59-66 | A |
| | W | 75-71 | O |
| 1998-99 | L | 69-71 OT | O |
| | L | 82-93 | A |
| | W | 85-69 | NY |
| 1999-00 | L | 68-83 | A |
| | L | 60-64 | H |
| 2000-01 | W | 78-62 | H |
| | W | 65-56 | A |
| 2001-02 | L | 72-76 | A |
| | W | 107-103 2OT | H |
| 2002-03 | W | 88-72 | H |
| | W | 86-75 | A |
| 2003-04 | L | 56-68 | A |
| | W | 85-81 OT | H |
| | L | 82-87 | LA |
| 2004-05 | W | 65-62 | H |
| | L | 58-63 | A |
| 2005-06 | W | 77-66 | H |
| | W | 62-60 | A |
| | W | 91-87 2OT | LA |
| 2006-07 | L | 84-92 | A |
| | W | 63-61 | H |
| | L | 63-81 | LA |
| 2007-08 | L | 70-79 | A |
| | L | 92-70 | H |
| 2008-09 | W | 76-69 | H |
| | W | 78-60 | A |
| 2009-10 | W | 89-57 | H |
| | W | 64-49 | A |
| | W | 90-74 | LA |
| 2010-11 | W | 85-77 | H |
| | W | 81-71 | A |
| 2011-12 | W | 77-60 | A |
| | W | 86-83 | H |
| 2012-13 | W | 58-54 | H |
| | W | 48-46 | A |
| 2013-14 | W | 96-83 | A |

S – Seattle, WA
 P – Portland, OR
 NY – New York, NY
 O – Oakland
 LA – Los Angeles

Series, Notes

Record at Cal: 47-13
 Record at UO: 28-40
 Neutral: 6-2
 Last 10 meetings: 10-0
 Most points, Cal: 107, 1976-77 & 2001-02

Most points, UO: 103, 2001-02
 Largest margin, Cal: 32, 1962-63 & 2009-10
 Largest margin, UO: 26, 1976-77
 Longest Cal win streak: 12, 2008-09 to 2013-14
 Longest UO win streak: 4, 1972-73 to 1973-74
 Current Streak: 12, Cal

OREGON STATE

Cal leads the series, 81-60

| | | | |
|---------|---|------------|----|
| 1915-16 | W | 17-14 | |
| | W | 26-20 | |
| | W | 27-22 | |
| | L | 20-29 | |
| 1916-17 | W | 28-24 | |
| | W | 20-11 | |
| 1920-21 | W | 33-16 | |
| | W | 31-10 | |
| | W | 24-19 | |
| | W | 22-19 | |
| 1924-25 | W | 25-32 | |
| | W | 32-17 | |
| | W | 33-19 | |
| 1930-31 | L | 25-26 | O |
| 1931-32 | W | 27-22 | H |
| 1937-38 | W | 46-34 | A |
| 1947-48 | W | 60-55 | A |
| | L | 47-63 | A |
| 1951-52 | L | 59-61 | SF |
| | W | 65-53 | A |
| 1954-55 | W | 52-50 | A |
| 1955-56 | W | 65-63 OT | H |
| | W | 69-56 | H |
| 1956-57 | W | 73-60 | A |
| | W | 62-51 | A |
| 1957-58 | L | 43-55 | A |
| | W | 61-51 | H |
| | W | 57-45 | E |
| 1958-59 | W | 57-40 | A |
| | W | 55-52 | H |
| 1959-60 | W | 67-48 | H |
| | W | 62-47 | A |
| 1962-63 | W | 61-59 | A |
| | L | 60-70 | A |
| | L | 50-58 | P |
| 1963-64 | W | 65-55 | H |
| | L | 49-61 | H |
| 1964-65 | L | 57-74 | A |
| | W | 55-53 | H |
| 1965-66 | L | 62-77 | H |
| | L | 50-63 | A |
| 1966-67 | L | 42-45 | H |
| | L | 57-59 OT | A |
| 1967-68 | L | 63-76 | A |
| | W | 71-58 | H |
| 1968-69 | W | 69-57 | A |
| | L | 63-79 | H |
| 1969-70 | W | 71-55 | H |
| | W | 67-64 | A |
| 1970-71 | W | 101-100 OT | A |
| | W | 99-74 | H |
| 1971-72 | L | 68-74 | H |
| | L | 68-74 | A |
| 1972-73 | L | 70-79 | A |
| | W | 79-77 | H |
| 1973-74 | W | 61-54 | H |
| | L | 73-77 | A |
| 1974-75 | W | 64-70 | A |
| | L | 54-68 | H |
| 1975-76 | W | 73-72 | A |
| | L | 70-78* | H |
| 1976-77 | L | 63-79 | A |
| | W | 84-83 | H |
| 1977-78 | L | 55-57 2OT | A |
| | L | 68-70 | H |
| 1978-79 | L | 51-76 | A |
| | L | 51-59 | H |
| 1979-80 | L | 55-86 | H |
| | L | 51-52 | A |

| | | | |
|---------|---|----------|----|
| 1980-81 | L | 53-80 | A |
| | L | 54-69 | H |
| 1981-82 | L | 43-74 | H |
| | L | 50-57 | A |
| 1982-83 | W | 59-52 | A |
| | L | 65-70 OT | H |
| 1983-84 | L | 42-44 | H |
| | L | 60-64 OT | A |
| 1984-85 | L | 59-70 | P |
| | W | 42-36 | H |
| | L | 37-51 | A |
| 1985-86 | L | 42-58 | A |
| | W | 72-66 | H |
| 1986-87 | W | 69-61 | H |
| | L | 57-59 | A |
| | W | 64-57 | LA |
| | W | 65-62 | A |
| 1987-88 | L | 46-82 | A |
| | L | 54-65 | H |
| 1988-89 | L | 64-69 OT | H |
| | L | 54-60 | A |
| | L | 66-79 | LA |
| 1989-90 | L | 58-64 | H |
| | L | 81-98 | A |
| 1990-91 | L | 55-59 | A |
| | W | 83-76 | H |
| 1991-92 | L | 65-77 | A |
| | W | 79-66 | H |
| 1992-93 | L | 63-64 | H |
| | W | 78-72 | A |
| 1993-94 | W | 67-61 | A |
| | W | 74-44 | O |
| 1994-95 | L | 67-76 | H |
| | L | 67-83 | A |
| 1995-96 | W | 70-52^ | H |
| | W | 57-51^ | A |
| 1996-97 | W | 80-70 | A |
| | W | 90-68 | H |
| 1997-98 | W | 84-70 | A |
| | L | 43-46 | O |
| 1998-99 | W | 54-52 | O |
| | W | 68-61 | A |
| 1999-00 | W | 71-65 | A |
| | W | 70-68 | H |
| 2000-01 | W | 81-67 | H |
| | W | 72-69 OT | A |
| 2001-02 | W | 61-53 | A |
| | W | 73-58 | H |
| 2002-03 | W | 78-73 | H |
| | W | 84-71 | A |
| | W | 69-46 | LA |
| 2003-04 | W | 88-74 | A |
| | W | 75-58 | H |
| 2004-05 | W | 91-66 | H |
| | L | 63-82 | A |
| 2005-06 | W | 64-72 | H |
| | W | 69-52 | A |
| 2006-07 | W | 77-74 | A |
| | W | 84-80 OT | H |
| | W | 70-51 | LA |
| | W | 69-59 | A |
| 2007-08 | W | 81-76 | H |
| | L | 65-69 | H |
| 2008-09 | L | 54-65 | A |
| | W | 65-61 | H |
| 2009-10 | W | 64-80 | A |
| | L | 85-57 | H |
| 2010-11 | W | 87-76 | A |
| | L | 92-85 | A |
| 2011-12 | L | 77-63 | H |
| | W | 71-68 | H |
| 2012-13 | W | 60-59 | A |
| | W | 88-83 | A |

E – Eugene, OR
 O – Oakland
 SF – San Francisco
 P – Portland, OR

LA – Los Angeles

Series, Notes

Record at Cal: 35-25
 Record at OSU: 42-33
 Neutral: 4-3
 Last 10 meetings: 7-3
 Most points, Cal: 101, 1970-71
 Most points, OSU: 100, 1970-71
 Largest margin, Cal: 30, 1993-94
 Largest margin, OSU: 36, 1987-88
 Longest Cal win streak: 14, 1998-99 to 2004-05
 Longest OSU win streak: 10, 1977-78 to 1981-82
 Current Streak: 4, Cal

PRINCETON

Cal leads the series, 3-1

| | | | |
|---------|---|-------|---|
| 1971-72 | L | 59-85 | K |
| 1996-97 | W | 55-52 | N |
| 2001-02 | W | 70-58 | H |
| 2009-10 | W | 81-60 | H |

K - Lexington, Ky.
 N - Winston-Salem, N.C.

STANFORD

Cal leads the series, 146-118

| | | | |
|---------|---|----------|----|
| 1911-12 | W | 32-16 | |
| 1912-13 | W | 28-15 | |
| | W | 22-12 | |
| 1913-14 | W | 32-12 | |
| | W | 37-17 | |
| 1914-15 | W | 38-22 | |
| | W | 35-22 | |
| 1915-16 | W | 32-28 | |
| | W | 46-26 | |
| 1916-17 | W | 20-14 | |
| | W | 29-20 | |
| 1917-18 | L | 18-22 | |
| | W | 27-24 | |
| | W | 26-17 | |
| 1918-19 | W | 29-26 | |
| | W | 35-25 | |
| 1919-20 | L | 20-27 | |
| | L | 24-33 | |
| 1920-21 | W | 30-24 | |
| | L | 25-30 | |
| | L | 21-25 | |
| 1921-22 | W | 24-14 | |
| | W | 27-17 | |
| 1922-23 | W | 26-23 | |
| | L | 17-18 | |
| | W | 30-20 | |
| | W | 33-17 | |
| 1923-24 | L | 17-18 | |
| | W | 26-25 | |
| | W | 27-23 | |
| | W | 26-23 | |
| 1924-25 | W | 17-13 | |
| | W | 22-18 OT | O |
| | L | 15-16 | A |
| | W | 17-16 | O |
| 1925-26 | W | 18-17 | A |
| | W | 24-16 | O |
| 1926-27 | W | 32-24 | O |
| | W | 29-19 | A |
| 1927-28 | W | 31-25 | SF |
| | W | 29-12 | SF |
| | W | 28-17 | SF |
| 1928-29 | W | 41-23 | O |
| | W | 19-17 | A |
| | W | 27-18 | O |
| 1929-30 | W | 36-30 | A |
| | W | 38-31 | O |
| | W | 41-25 | A |
| 1930-31 | L | 32-37 | O |
| | W | 37-34 | A |

| | | | | | | | | | | | |
|---------|---|-------|----|---------|---|-----------|----|---------|---|--------------------|----|
| 1931-32 | W | 46-32 | O | 1953-54 | W | 97-63 | H | 1987-88 | L | 54-70 | A |
| | W | 25-19 | A | | W | 83-68 | A | | L | 61-71 | H |
| | W | 33-16 | O | | W | 56-50 | H | 1988-89 | W | 75-64 | H |
| | W | 29-18 | A | | W | 98-80 | H | | L | 71-97 | A |
| 1932-33 | W | 37-22 | H | | L | 70-80 | A | 1989-90 | W | 66-63 | A |
| | W | 28-18 | A | 1954-55 | L | 57-59 | H | | L | 58-79 | H |
| | W | 41-23 | A | | L | 67-75 | A | | L | 61-77 | T |
| 1933-34 | W | 43-34 | A | | L | 84-90 | A | 1990-91 | L | 72-90 | A |
| | W | 42-25 | H | | L | 68-77 | H | | W | 75-70 | H |
| | L | 20-34 | H | 1955-56 | L | 63-66 | H | 1991-92 | L | 61-76 | A |
| | W | 43-15 | A | | L | 68-70 | A | | L | 66-92 | O |
| 1934-35 | W | 45-31 | H | 1956-57 | W | 59-45 | H | 1992-93 | W | 83-66 | H |
| | W | 37-31 | A | | W | 67-64 OT | A | | W | 86-61 | A |
| | L | 34-38 | A | 1957-58 | W | 60-45 | A | 1993-94 | L | 79-88 | A |
| | W | 50-43 | H | | W | 67-59 | H | | W | 80-62 | H |
| 1935-36 | L | 38-41 | A | 1958-59 | L | 53-56 | A | 1994-95 | L | 73-78 | H |
| | W | 39-35 | H | | W | 67-46 | H | | L | 70-83 | A |
| | W | 63-30 | H | 1959-60 | W | 52-43 | A | 1995-96 | L | 79-93 | A |
| | L | 26-40 | A | | W | 51-42 | H | | W | 85-69 ^A | H |
| 1936-37 | L | 35-51 | H | | W | 70-51 | A | 1996-97 | W | 70-64 | H |
| | L | 37-50 | A | 1960-61 | W | 40-36 | LA | | L | 63-73 | A |
| | L | 32-36 | H | | L | 52-53 | H | 1997-98 | L | 74-84 | A |
| | W | 44-31 | A | | W | 52-50 | A | | L | 72-74 | O |
| 1937-38 | W | 47-44 | H | | W | 64-61 | H | 1998-99 | L | 62-71 | A |
| | L | 33-62 | A | 1961-62 | L | 42-74 | A | | L | 55-57 | O |
| | L | 39-41 | A | | L | 51-64 | H | 1999-00 | L | 70-81 | H |
| | L | 42-63 | H | | L | 54-59 | A | | L | 50-101 | A |
| 1938-39 | W | 45-29 | A | 1962-63 | L | 68-70 2OT | H | 2000-01 | L | 58-84 | A |
| | W | 43-25 | H | | W | 61-60 | A | | L | 56-88 | H |
| | L | 35-39 | H | | L | 58-68 | H | 2001-02 | L | 62-82 | A |
| | W | 43-32 | A | 1963-64 | L | 57-69 | H | | W | 68-54 | H |
| 1939-40 | W | 32-55 | A | | W | 59-52 | A | 2002-03 | W | 72-59 | H |
| | W | 38-36 | H | | L | 59-61 OT | A | | L | 60-72 | A |
| | L | 33-35 | H | 1964-65 | L | 79-86 | H | 2003-04 | L | 61-68 | A |
| | W | 31-27 | A | | L | 59-72 | A | | L | 58-69 | H |
| 1940-41 | W | 31-35 | H | 1965-66 | L | 59-63 | H | 2004-05 | L | 58-74 | H |
| | L | 42-49 | A | | W | 88-73 | A | | L | 56-71 | A |
| | W | 40-29 | H | 1966-67 | L | 67-83 | H | 2005-06 | L | 61-75 | A |
| | L | 36-49 | A | | W | 83-58 | A | | W | 65-62 | H |
| 1941-42 | W | 35-51 | A | 1967-68 | W | 88-81 | H | 2006-07 | W | 67-63 | A |
| | L | 36-38 | H | | L | 51-64 | A | | L | 71-90 | H |
| | L | 49-59 | A | 1968-69 | W | 73-65 | H | 2007-08 | L | 77-82 | H |
| | L | 30-32 | H | | L | 79-83 2OT | A | | L | 69-79 | A |
| 1942-43 | W | 33-32 | H | 1969-70 | L | 71-73 | A | 2008-09 | L | 69-75 | A |
| | L | 34-36 | A | | W | 100-85 | H | | W | 82-75 | H |
| | L | 45-53 | H | 1970-71 | W | 99-74 | H | 2009-10 | W | 92-66 | H |
| | L | 43-48 | A | | W | 100-84 | A | | W | 71-61 | A |
| 1945-46 | W | 47-36 | A | 1971-72 | L | 86-93 3OT | A | 2010-11 | L | 68-82 | A |
| | W | 47-28 | H | | W | 84-70 | H | | W | 74-55 | H |
| | W | 42-31 | H | 1972-73 | L | 68-73 | H | 2011-12 | W | 69-59 | H |
| | W | 53-37 | A | | L | 66-70 | A | | L | 70-75 | A |
| 1946-47 | W | 47-46 | H | 1973-74 | L | 53-71 | A | | W | 77-71 | LA |
| | W | 48-36 | A | | W | 71-68 | H | 2012-13 | L | 59-69 | A |
| | W | 46-40 | A | 1974-75 | W | 60-46 | H | | L | 70-83 | H |
| | W | 88-48 | H | | W | 68-63 | A | 2013-14 | W | 69-62 | A |
| 1947-48 | W | 40-34 | A | 1975-76 | W | 89-85 2OT | A | | L | 69-80 | H |
| | W | 50-46 | H | | L | 65-73 | H | | | | |
| | W | 45-38 | H | 1976-77 | L | 66-85 | A | | | | |
| | L | 45-49 | A | | W | 101-91 | H | | | | |
| 1948-49 | W | 56-54 | SF | 1977-78 | W | 84-68 | A | | | | |
| | L | 65-66 | H | | L | 85-86 | H | | | | |
| | L | 48-55 | A | 1978-79 | L | 50-73 | H | | | | |
| | L | 53-56 | A | | L | 49-54 | A | | | | |
| | L | 46-55 | H | 1979-80 | W | 77-69 | A | | | | |
| 1949-50 | W | 60-55 | A | | L | 74-75 | H | | | | |
| | L | 47-50 | H | 1980-81 | W | 58-56 | H | | | | |
| | L | 46-58 | H | | L | 72-81 | A | | | | |
| | W | 64-55 | A | 1981-82 | W | 87-78 | A | | | | |
| 1950-51 | W | 72-42 | H | | W | 78-59 | H | | | | |
| | L | 60-64 | A | 1982-83 | W | 75-61 | H | | | | |
| | L | 57-75 | A | | W | 66-64 | A | | | | |
| | L | 56-57 | H | 1983-84 | W | 66-64 | A | | | | |
| 1951-52 | L | 74-81 | A | | L | 51-62 | H | | | | |
| | W | 72-63 | H | 1984-85 | W | 87-72 | H | | | | |
| | W | 66-52 | H | | W | 43-41 2OT | A | | | | |
| | L | 65-70 | A | 1985-86 | W | 75-69 | A | | | | |
| 1952-53 | W | 68-54 | H | | W | 81-53 | H | | | | |
| | L | 60-76 | A | 1986-87 | W | 87-72 | H | | | | |
| | W | 82-63 | A | | L | 80-88 | A | | | | |

O – Oakland
 SF – San Francisco
 LA – Los Angeles (Pac-12 Tournament)
 T – Tempe, AZ

Series, Notes
 Record at Cal: 56-45
 Record at Stanford: 75-70
 Neutral: 15-3
 Last 10 meetings: 5-5
 Most points, Cal: 101, 1976-77
 Most points, Stanford: 101, 1999-00
 Largest margin, Cal: 40, 1946-47
 Largest margin, Stanford: 51, 1999-00
 Longest Cal win streak: 14, 1924-25 to 1929-30
 Longest Stanford win streak: 9, 1996-97 to 2000-01
 Current Streak: 1, Stanford

SYRACUSE

Syracuse leads the series, 3-0



| | | | |
|---------|---|-------|---|
| 2009-10 | L | 73-95 | N |
| 2012-13 | L | 60-66 | S |
| 2013-14 | L | 81-92 | M |

N - New York, N.Y.
S - San Jose, Calif.
M - Maui, Hawaii

UCLA

UCLA leads the series, 135-101

| | | | |
|---------|---|-------|---|
| 1920-21 | W | 36-28 | |
| | W | 46-29 | |
| 1922-23 | W | 49-16 | |
| 1924-25 | W | 33-24 | H |
| 1925-26 | W | 21-8 | A |
| 1927-28 | W | 35-34 | A |
| | L | 36-48 | A |
| | W | 33-25 | O |
| 1928-29 | W | 26-21 | O |
| | W | 35-31 | O |
| | W | 47-31 | A |
| 1929-30 | L | 23-26 | O |
| | W | 32-29 | A |
| | W | 32-30 | A |
| 1930-31 | W | 26-24 | A |
| | W | 43-39 | H |
| | W | 30-28 | H |
| 1931-32 | W | 29-18 | A |
| | W | 26-25 | A |
| | W | 34-28 | O |
| | W | 31-29 | O |
| 1932-33 | W | 40-37 | H |
| | W | 33-29 | H |
| | W | 37-28 | A |
| | W | 37-36 | A |
| 1933-34 | W | 46-31 | H |
| | W | 29-28 | H |
| | W | 42-30 | A |
| | L | 38-40 | A |
| 1934-35 | L | 24-35 | A |
| | W | 38-26 | A |
| | L | 37-39 | H |
| | W | 38-21 | H |
| 1935-36 | W | 35-33 | A |
| | W | 30-26 | A |
| | W | 34-32 | H |
| | L | 28-32 | H |
| 1936-37 | W | 33-27 | H |
| | L | 44-46 | H |
| | L | 33-37 | A |
| | W | 43-31 | A |
| 1937-38 | W | 39-37 | A |
| | W | 32-27 | A |
| | W | 32-21 | H |
| | W | 41-22 | H |
| 1938-39 | W | 54-39 | A |
| | W | 49-33 | A |
| | W | 54-32 | H |
| | W | 42-22 | H |
| 1939-40 | W | 39-33 | H |
| | L | 32-34 | H |
| | W | 48-26 | A |
| | L | 33-35 | A |
| 1940-41 | W | 42-32 | A |
| | L | 33-35 | A |
| | W | 54-32 | H |
| | W | 30-28 | H |
| 1941-42 | W | 54-50 | A |
| | L | 34-50 | A |
| | L | 32-33 | H |
| | W | 51-43 | H |
| 1942-43 | L | 40-49 | A |
| | L | 40-42 | H |
| 1943-44 | W | 36-27 | A |
| | W | 36-24 | H |
| 1944-45 | L | 26-37 | H |
| | L | 44-50 | A |
| 1945-46 | W | 45-33 | H |

| | | | |
|---------|---|----------|---|
| | W | 37-35 | H |
| | W | 50-37 | A |
| | W | 49-25 | A |
| 1946-47 | L | 45-52 | H |
| | W | 62-46 | H |
| | L | 52-85 | A |
| | L | 59-72 | A |
| 1947-48 | W | 58-49 | A |
| | W | 62-44 | H |
| | W | 44-39 | A |
| | W | 41-37 | H |
| 1948-49 | L | 54-63 | H |
| | L | 37-49 | A |
| | L | 42-45 | H |
| | L | 50-59 | A |
| 1949-50 | L | 45-50 | A |
| | L | 47-54 | H |
| | L | 56-64 | A |
| | L | 44-46 | H |
| 1950-51 | W | 62-60 | A |
| | L | 56-61 | A |
| | L | 57-75 | H |
| | L | 59-62 | H |
| 1951-52 | W | 61-59 | H |
| | W | 54-51 | H |
| | L | 54-67 | A |
| | L | 42-68 | A |
| 1952-53 | W | 72-68 | A |
| | W | 68-66 | A |
| | L | 63-67 | H |
| | W | 70-62 | H |
| 1953-54 | W | 73-65 | H |
| | W | 62-53 | H |
| | L | 54-82 | A |
| | L | 62-71 | A |
| 1954-55 | L | 64-83 | A |
| | L | 63-84 | A |
| | L | 48-55 | H |
| | L | 76-84 | H |
| 1955-56 | L | 80-85 | A |
| | L | 62-84 | A |
| 1956-57 | L | 66-71 | H |
| | W | 73-68 | H |
| 1957-58 | W | 61-58 | A |
| | W | 56-50 | H |
| 1958-59 | W | 60-58 | A |
| | W | 64-51 | H |
| 1959-60 | W | 59-47 | H |
| | W | 53-45 | H |
| | W | 67-57 | A |
| 1960-61 | L | 46-54 | A |
| | W | 66-65 | H |
| | L | 55-59 | A |
| 1961-62 | L | 60-71 | H |
| | L | 62-68 | A |
| | L | 54-66 | H |
| 1962-63 | L | 58-63 | A |
| | L | 57-64 | H |
| | L | 53-72 | A |
| 1963-64 | L | 67-87 | H |
| | L | 56-58 | H |
| | L | 57-87 | A |
| 1964-65 | L | 54-76 | A |
| | L | 68-83 | H |
| 1965-66 | L | 66-75 | H |
| | L | 79-95 | A |
| 1966-67 | L | 78-96 | A |
| | L | 66-103 | H |
| 1967-68 | L | 64-94 | H |
| | L | 71-115 | A |
| 1968-69 | L | 74-109 | A |
| | L | 77-84 OT | H |
| 1969-70 | L | 72-87 | H |
| | L | 95-109 | A |
| 1970-71 | L | 76-94 | H |
| | L | 69-103 | A |
| 1971-72 | L | 43-84 | A |
| | L | 71-85 | H |

| | | | |
|---------|---|---------------------|----|
| 1972-73 | L | 50-69 | H |
| | L | 65-90 | A |
| 1973-74 | L | 56-92 | A |
| | L | 60-83 | O |
| 1974-75 | L | 72-102 | H |
| | L | 47-51 | A |
| 1975-76 | L | 71-80 | A |
| | L | 93-113 | H |
| 1976-77 | L | 74-82 | H |
| | L | 69-91 | A |
| 1977-78 | L | 75-94 | A |
| | L | 64-78 | H |
| 1978-79 | L | 67-95 | H |
| | L | 68-79 | A |
| 1979-80 | L | 59-73 | A |
| | L | 58-83 | H |
| 1980-81 | L | 61-75 | A |
| | L | 66-72 | H |
| 1981-82 | L | 56-83 | H |
| | L | 65-70 OT | A |
| 1982-83 | L | 63-68 | H |
| | L | 60-70 | A |
| 1983-84 | L | 54-76 | A |
| | L | 62-70 OT | H |
| 1984-85 | L | 69-80 | A |
| | L | 48-54 | H |
| 1985-86 | W | 75-67 | H |
| | L | 63-76 | A |
| 1986-87 | L | 81-86 | A |
| | L | 72-77 | H |
| | L | 68-75 | A |
| 1987-88 | W | 83-70 | H |
| | L | 66-74 | A |
| 1988-89 | L | 59-76 | A |
| | L | 73-81 | H |
| 1989-90 | L | 97-106 | H |
| | W | 79-71 | A |
| 1990-91 | L | 81-98 | A |
| | W | 82-79 | H |
| 1991-92 | L | 66-86 | O |
| | L | 76-82 | A |
| 1992-93 | W | 104-82 | A |
| | L | 71-85 | O |
| 1993-94 | W | 85-70 | O |
| | W | 92-88 | A |
| 1994-95 | W | 100-93 ^A | A |
| | L | 88-104 | H |
| 1995-96 | L | 73-93 | A |
| | L | 65-73 | O |
| 1996-97 | L | 56-64 | SF |
| | W | 71-68 | A |
| 1997-98 | L | 73-74 | O |
| | L | 84-87 | A |
| 1998-99 | L | 61-72 | A |
| | W | 85-67 | O |
| 1999-00 | W | 73-70 | A |
| | L | 62-83 | H |
| 2000-01 | W | 92-63 | H |
| | L | 75-79 | A |
| 2001-02 | L | 57-64 | A |
| | W | 69-61 | H |
| | W | 67-61 | LA |
| 2002-03 | W | 80-69 | H |
| | L | 75-76 OT | A |
| 2003-04 | W | 76-62 | H |
| | L | 49-66 | A |
| 2004-05 | W | 64-51 | A |
| | L | 62-77 | H |
| 2005-06 | W | 68-61 | A |
| | L | 58-67 OT | H |
| | L | 52-71 | LA |
| 2006-07 | L | 46-62 | H |
| | L | 75-85 | A |
| | W | 76-69 OT | LA |
| 2007-08 | L | 58-70 | H |
| | L | 80-81 | A |
| | L | 66-88 | LA |
| 2008-09 | L | 66-81 | A |
| | L | 68-72 | H |

| | | | |
|---------|---|----------|----|
| 2009-10 | L | 75-76 | H |
| | W | 72-58 | A |
| | W | 85-72 | LA |
| 2010-11 | L | 84-86 | A |
| | W | 76-72 OT | H |
| 2011-12 | W | 85-69 | H |
| | W | 73-63 | A |
| 2012-13 | L | 65-79 | A |
| | W | 76-63 | H |
| 2013-14 | L | 64-76 | A |
| | L | 66-86 | H |

O – Oakland
 SF – San Francisco
 LA – Los Angeles (Pac-10 Tournament)

Series, Notes

Record at Cal: 43-60
 Record at UCLA: 48-70
 Neutral: 8-5
 Last 10 meetings: 6-4
 Most points, Cal: 104, 1992-93
 Most points, UCLA: 115, 1967-68
 Largest margin, Cal: 33, 1922-23
 Largest margin, UCLA: 44, 1967-68
 Longest Cal win streak: 16, 1929-30 to 1933-34
 Longest UCLA win streak: 52, 1960-61 to 1985-86
 Current Streak: 2, UCLA

USC

Cal leads the series, 132-131

| | | | |
|---------|---|-------|---|
| 1916-17 | W | 27-15 | |
| | W | 42-18 | |
| 1920-21 | W | 26-25 | |
| 1921-22 | W | 43-13 | |
| | W | 36-20 | |
| | L | 28-29 | |
| | W | 46-9 | |
| 1922-23 | W | 29-16 | |
| | L | 19-24 | |
| | L | 21-24 | |
| | W | 35-15 | |
| 1923-24 | L | 26-27 | |
| | W | 28-22 | |
| | W | 25-16 | |
| | L | 25-26 | |
| 1925-26 | W | 37-17 | O |
| | W | 32-12 | O |
| | W | 23-16 | A |
| 1926-27 | W | 31-28 | O |
| | W | 30-19 | A |
| | W | 27-22 | A |
| 1927-28 | L | 31-42 | A |
| | W | 28-18 | O |
| | L | 29-39 | O |
| 1928-29 | W | 43-38 | A |
| | W | 33-27 | A |
| | W | 43-16 | O |
| 1929-30 | L | 28-30 | O |
| | W | 27-19 | O |
| | L | 22-24 | A |
| 1930-31 | W | 24-22 | O |
| | L | 29-32 | A |
| | L | 21-23 | A |
| 1931-32 | L | 14-22 | A |
| | L | 25-29 | A |
| | W | 27-18 | O |
| | L | 27-28 | O |
| | W | 26-22 | O |
| 1932-33 | L | 26-32 | A |
| | L | 29-31 | A |
| | L | 27-28 | H |
| | W | 29-24 | H |
| 1933-34 | W | 36-30 | H |
| | L | 19-42 | H |
| | L | 34-41 | A |
| | W | 37-28 | A |
| 1934-35 | L | 38-41 | H |

| | | | |
|---------|---|----------|----|
| | L | 33-44 | H |
| | L | 32-60 | A |
| | L | 26-36 | A |
| 1935-36 | L | 29-51 | A |
| | L | 22-35 | A |
| | W | 29-27 | H |
| | L | 35-41 | H |
| 1936-37 | L | 37-41 | A |
| | L | 34-35 | A |
| | L | 36-38 | H |
| | W | 36-31 | H |
| 1937-38 | W | 33-25 | H |
| | W | 39-27 | H |
| | W | 49-40 | A |
| | L | 27-60 | A |
| 1938-39 | L | 34-38 | A |
| | W | 36-34 | A |
| | W | 42-39 | H |
| | L | 42-46 | H |
| | W | 42-36 | H |
| 1939-40 | L | 36-49 | A |
| | L | 49-56 | A |
| | W | 38-30 | H |
| | L | 33-49 | H |
| 1940-41 | W | 40-34 OT | H |
| | W | 35-26 | H |
| | L | 36-51 | A |
| | L | 47-57 | A |
| 1941-42 | L | 46-58 | A |
| | W | 41-36 | A |
| | L | 37-59 | A |
| | W | 43-34 | H |
| 1942-43 | L | 32-39 | A |
| | L | 27-32 | H |
| 1943-44 | W | 26-24 | H |
| | W | 37-34 | A |
| 1944-45 | L | 25-52 | A |
| | W | 50-34 | H |
| 1945-46 | W | 47-41 | A |
| | L | 51-55 | A |
| | W | 42-35 | H |
| | W | 51-35 | H |
| 1946-47 | W | 42-38 | H |
| | W | 53-47 | H |
| | L | 54-59 | A |
| | W | 55-45 | A |
| 1947-48 | W | 53-40 | A |
| | W | 48-47 | H |
| | W | 53-50 | A |
| | W | 58-34 | H |
| 1948-49 | W | 43-42 | SF |
| | L | 52-57 | H |
| | W | 49-45 | A |
| | L | 39-48 | H |
| | L | 52-72 | A |
| 1949-50 | L | 45-61 | A |
| | W | 59-54 | H |
| | L | 34-61 | A |
| | W | 60-58 | H |
| 1950-51 | L | 49-61 | A |
| | L | 44-68 | A |
| | L | 55-42 | H |
| | W | 44-49 | H |
| 1951-52 | W | 65-55 | H |
| | L | 43-44 | H |
| | W | 65-64 | A |
| | L | 54-73 | A |
| 1952-53 | W | 78-63 | A |
| | W | 71-63 | A |
| | L | 66-68 | H |
| | W | 71-44 | H |
| 1953-54 | L | 49-53 | H |
| | W | 46-32 | H |
| | L | 36-56 | A |
| | L | 56-62 | A |
| 1954-55 | L | 56-63 | A |
| | L | 65-81 | A |
| | W | 58-57 | H |

| | | | |
|---------|---|-----------|---|
| 1955-56 | L | 62-80 | H |
| | W | 52-51 | H |
| | L | 64-77 | H |
| 1956-57 | W | 61-55 | A |
| | W | 89-83 | A |
| 1957-58 | L | 48-58 | A |
| | W | 80-62 | H |
| 1958-59 | W | 82-55 | A |
| | W | 70-64 | H |
| 1959-60 | W | 65-61 OT | A |
| | L | 57-65 | A |
| | W | 60-45 | A |
| | W | 57-46 | H |
| 1960-61 | L | 50-57 | H |
| | L | 57-65 | H |
| | W | 69-57 | A |
| 1961-62 | L | 41-68 | A |
| | L | 52-79 | A |
| | W | 61-60 | H |
| 1962-63 | W | 72-65 | H |
| | W | 78-69 | H |
| | L | 63-77 OT | A |
| 1963-64 | W | 65-64 | A |
| | W | 65-47 | A |
| | L | 55-77 | H |
| 1964-65 | L | 55-75 | A |
| | L | 67-68 | H |
| 1965-66 | L | 58-77 | H |
| | W | 60-58 | A |
| 1966-67 | W | 99-95 2OT | A |
| | W | 77-75 | H |
| 1967-68 | L | 65-80 | H |
| | W | 91-90 OT | A |
| 1968-69 | L | 70-98 | A |
| | L | 67-76 | H |
| 1969-70 | L | 73-78 | H |
| | L | 82-90 | A |
| 1970-71 | L | 66-90 | H |
| | L | 81-96 | A |
| 1971-72 | L | 69-102 | A |
| | W | 84-74 | H |
| 1972-73 | L | 64-71 | H |
| | L | 53-64 | A |
| 1973-74 | L | 61-76 | A |
| | L | 67-70 | H |
| 1974-75 | L | 65-85 | H |
| | L | 59-82 | A |
| 1975-76 | W | 81-80 | A |
| | W | 96-94 OT | H |
| 1976-77 | W | 84-76 | H |
| | W | 95-78 | A |
| 1977-78 | L | 81-87 | A |
| | W | 70-68 | H |
| 1978-79 | L | 54-59 | H |
| | L | 64-86 | A |
| 1979-80 | L | 74-84 | A |
| | W | 69-66 | H |
| 1980-81 | L | 66-72 | A |
| | W | 73-71 OT | H |
| 1981-82 | L | 59-66 | H |
| | L | 70-75 | A |
| 1982-83 | L | 56-65 | H |
| | L | 53-55 | A |
| 1983-84 | L | 56-73 | A |
| | W | 46-37 | H |
| 1984-85 | L | 80-86 | A |
| | L | 52-75 | H |
| 1985-86 | W | 62-61 | H |
| | W | 65-63 | A |
| 1986-87 | W | 79-76 | A |
| | W | 56-53 | H |
| 1987-88 | L | 56-58 2OT | H |
| | L | 46-63 | A |
| | W | 75-59 | T |
| 1988-89 | W | 73-66 | A |
| | W | 74-62 | H |
| 1989-90 | W | 74-60 | H |
| | W | 74-70 | A |



| | | | |
|---------|---|----------|----|
| 1990-91 | W | 69-66 | A |
| | L | 76-85 | H |
| 1991-92 | L | 83-85 | H |
| | L | 81-94 | A |
| 1992-93 | L | 65-67 | A |
| | W | 86-83 OT | H |
| 1993-94 | W | 77-68 | O |
| | L | 78-86 OT | A |
| 1994-95 | W | 76-58^ | A |
| | W | 95-74^ | H |
| 1995-96 | W | 63-60^ | A |
| | W | 85-69^ | H |
| 1996-97 | W | 83-71 | SF |
| | L | 85-93 | A |
| 1997-98 | W | 92-82 | O |
| | W | 73-43 | A |
| 1998-99 | W | 89-75 | A |
| | W | 58-55 | O |
| 1999-00 | W | 66-62 | A |
| | W | 86-73 | H |
| 2000-01 | L | 66-80 | H |
| | L | 69-74 | A |
| 2001-02 | W | 92-91 OT | A |
| | W | 83-64 | H |
| 2002-03 | W | 73-68 | H |
| | W | 84-82 | A |
| | L | 62-79 | LA |
| 2003-04 | W | 63-62 | H |
| | L | 60-70 | A |
| 2004-05 | L | 66-83 | A |
| | L | 70-89 | H |
| 2005-06 | W | 62-58 | A |
| | W | 71-60 | H |
| | W | 82-67 | LA |
| 2006-07 | L | 73-75 | H |
| | L | 66-84 | A |
| 2007-08 | W | 92-82 | H |
| | L | 89-93 OT | A |
| 2008-09 | L | 62-73 | A |
| | W | 81-78 OT | H |
| | L | 75-79 | LA |
| 2009-10 | W | 67-59 | H |
| | L | 63-66 | A |
| 2010-11 | W | 68-66 | A |
| | L | 75-78 | H |
| | L | 56-70 | LA |
| 2011-12 | W | 53-49 | H |
| | W | 75-59 | A |
| 2012-13 | W | 72-64 | A |
| | W | 72-64 | H |
| 2013-14 | L | 69-77 | A |
| | W | 77-64 | H |

O – Oakland
 SF – San Francisco
 T – Tucson, AZ
 LA – Los Angeles (Pac-12 Tournament)

Series, Notes

Record at Cal: 63-40
 Record at USC: 57-85
 Neutral: 12-6
 Last 10 meetings: 6-4
 Most points, Cal: 99, 1966-67
 Most points, USC: 102, 1971-72
 Largest margin, Cal: 37, 1921-22
 Largest margin, USC: 33, 1937-38, 1971-72
 Longest Cal win streak: 7, 1987-88 to 1990-91
 Longest USC win streak: 7, 1968-69 to 1971-72
 Current Streak: 1, Cal

UTAH

| | | | |
|-----------------------------|---|-------|----|
| Cal leads the series, 13-10 | | | |
| 1933-34 | W | 43-32 | SF |
| 1939-40 | L | 39-41 | A |
| 1940-41 | L | 29-38 | H |
| 1945-46 | L | 31-43 | R |
| 1952-53 | W | 62-61 | A |
| | L | 58-62 | A |

| | | | |
|---------|---|------------|----|
| 1953-54 | W | 70-53 | H |
| | W | 95-63 | H |
| 1958-59 | W | 71-53 | SF |
| 1961-62 | L | 58-64 | A |
| 1962-63 | W | 72-66 | H |
| 1964-65 | L | 74-99 | A |
| 1966-67 | W | 75-73 | H |
| 1969-70 | W | 86-80 | A |
| | L | 77-96 | A |
| 2007-08 | L | 65-67 | H |
| 2008-09 | W | 72-69 | A |
| 2011-12 | W | 81-45 | H |
| | W | 60-46 | A |
| 2012-13 | W | 62-57 | A |
| | W | 64-46 | H |
| | L | 69-79 (OT) | LV |
| 2013-14 | L | 59-53 | L |

SF – San Francisco
 R – Reno, NV
 LV - Las Vegas, Nev. (Pac-12 Tournament)

Series, Notes

Record at Cal: 6-3
 Record at Utah: 5-5
 Neutral: 2-2
 Last 10 meetings: 6-4
 Most points, Cal: 95, 1953-54
 Most points, Utah: 99, 1964-65
 Largest margin, Cal: 36, 2011-12
 Largest margin, Utah: 25, 1964-65
 Longest Cal win streak: 5, 2008-09 to 2012-13
 Longest Utah win streak: 3, 1939-40 to 1945-46
 Current Streak: 2, Utah

WASHINGTON

The series is tied, 80-78

| | | | |
|---------|---|-------|----|
| 1915-16 | W | 25-20 | |
| | W | 30-24 | |
| | L | 27-35 | |
| | W | 35-33 | |
| 1919-20 | W | 22-17 | |
| | L | 28-29 | |
| 1920-21 | W | 33-32 | |
| | L | 20-23 | |
| 1921-22 | L | 33-34 | |
| | L | 22-28 | |
| 1923-24 | W | 32-31 | |
| | W | 28-25 | |
| 1928-29 | W | 43-31 | A |
| | W | 30-27 | A |
| 1930-31 | L | 25-41 | A |
| | W | 36-34 | A |
| | L | 30-42 | A |
| 1931-32 | W | 22-21 | O |
| | W | 36-24 | O |
| 1937-38 | L | 34-43 | A |
| | L | 38-46 | A |
| 1947-48 | L | 51-54 | A |
| | L | 42-59 | A |
| | W | 64-51 | H |
| | L | 57-64 | H |
| | L | 49-59 | H |
| 1948-49 | W | 73-49 | SF |
| 1950-51 | L | 52-57 | H |
| | L | 49-64 | H |
| 1951-52 | L | 50-52 | H |
| | L | 43-65 | H |
| 1952-53 | L | 50-60 | A |
| | L | 88-99 | A |
| | L | 47-60 | A |
| | L | 57-80 | A |
| 1955-56 | W | 74-62 | H |
| | W | 63-60 | H |
| 1956-57 | L | 57-70 | A |
| | W | 72-62 | A |
| 1957-58 | W | 57-45 | H |
| | W | 49-42 | H |

| | | | |
|---------|---|----------|---|
| 1958-59 | W | 54-43 | A |
| | W | 55-44 | H |
| 1959-60 | W | 79-39 | H |
| | W | 68-53 | H |
| | W | 54-47 | A |
| 1960-61 | L | 50-70 | A |
| | L | 58-59 OT | A |
| | W | 52-51 OT | H |
| 1961-62 | L | 57-62 | H |
| | L | 63-70 | H |
| | W | 68-65 OT | A |
| 1962-63 | L | 62-64 | A |
| | L | 58-65 | A |
| | W | 50-45 | H |
| 1963-64 | W | 46-44 | A |
| | L | 53-59 | A |
| | W | 57-51 | H |
| 1964-65 | L | 46-55 | H |
| | W | 66-64 | A |
| 1965-66 | L | 79-80 | A |
| | W | 50-48 | H |
| 1966-67 | L | 80-85 | A |
| | W | 88-73 | H |
| 1967-68 | W | 79-66 | H |
| | L | 52-64 | A |
| 1968-69 | L | 73-74 OT | H |
| | L | 65-85 | A |
| 1969-70 | W | 84-64 | A |
| | W | 91-86 OT | H |
| 1970-71 | W | 92-90 | H |
| | L | 80-82 | A |
| 1971-72 | L | 63-79 | H |
| | L | 78-90 | A |
| 1972-73 | L | 59-71 | A |
| | W | 77-72 | H |
| 1973-74 | L | 76-82 | H |
| | L | 78-86 | A |
| 1974-75 | L | 57-83 | A |
| | W | 78-71 | H |
| 1975-76 | L | 56-76 | H |
| | L | 75-95 | A |
| 1976-77 | L | 75-85 | A |
| | W | 86-58 | H |
| 1977-78 | L | 77-85 | H |
| | L | 76-83 | A |
| 1978-79 | W | 45-39 | H |
| | L | 56-71 | A |
| 1979-80 | L | 71-96 | A |
| | L | 66-68 | H |
| 1980-81 | W | 74-65 | H |
| | L | 75-98 | A |
| 1981-82 | L | 62-74 | A |
| | W | 54-50 | H |
| 1982-83 | L | 57-58 | A |
| | W | 96-64 | H |
| 1983-84 | L | 50-67 | H |
| | L | 51-54 | A |
| 1984-85 | L | 54-72 | A |
| | L | 38-41 | H |
| 1985-86 | W | 62-60 | H |
| | W | 78-72 OT | A |
| 1986-87 | L | 61-70 | H |
| | W | 70-68 | A |
| 1987-88 | W | 77-75 | H |
| | W | 84-82 OT | A |
| 1988-89 | L | 80-82 | A |
| | W | 84-70 | H |
| 1989-90 | W | 63-58 | A |
| | W | 86-64 | H |
| 1990-91 | W | 70-68 | H |
| | W | 67-46 | A |
| 1991-92 | W | 76-58 | A |
| | L | 74-76 | H |
| 1992-93 | W | 79-65 | H |
| | W | 76-75 | A |
| 1993-94 | W | 79-64 | H |
| | W | 62-56 | A |
| 1994-95 | W | 84-76^ | A |



Table with columns for year, result, score, and opponent. Rows range from 1995-96 to 2013-14.

O - Oakland

SF - San Francisco

LA - Los Angeles

Series, Notes

Record at Cal: 41-26

Record at UW: 34-51

Neutral: 4-1

Last 10 meetings: 5-5

Most points, Cal: 96, 1982-83

Most points, UW: 109, 2010-11

Largest margin, Cal: 40, 1959-60

Largest margin, UW: 33, 2004-05

Longest Cal win streak: 8, 1956-57 to 1959-60

Longest UW win streak: 8, 1950-51 to 1952-53

Current Streak: 2, Cal

WASHINGTON STATE

Cal leads the series, 76-47

Table with columns for year, result, score, and opponent. Rows range from 1916-17 to 1958-59.

Table with columns for year, result, score, and opponent. Rows range from 1959-60 to 2000-01.

Table with columns for year, result, score, and opponent. Rows range from 2001-02 to 2013-14.

O - Oakland
P - Portland, OR

Series, Notes

Record at Cal: 43-16

Record at WSU: 33-30

Neutral: 0-1

Last 10 meetings: 8-2

Most points, Cal: 102, 1970-71

Most points, WSU: 101, 1991-92

Largest margin, Cal: 41, 1972-73

Largest margin, WSU: 22, 1987-88

Longest Cal win streak: 13, 1921-22 to 1959-60

Longest WSU win streak: 5, 1990-91 to 1992-93

Current Streak: 3, Cal

^ - Game was later forfeited by Cal for use of an ineligible player

WISCONSIN

Cal leads the series, 5-3

Table with columns for year, result, score, and opponent. Rows range from 1947-48 to 2012-13.

SF - San Francisco

HI - Honolulu, Hawaii

WYOMING

Cal leads the series, 3-2

Table with columns for year, result, score, and opponent. Rows range from 1962-63 to 2003-04.

A - Ann Arbor, Mich.

K - Knoxville, Tenn.

Year Overall Conf.

NO COACH

| | | |
|---------|-----|---|
| 1907-08 | 1-0 | - |
| 1908-09 | 8-0 | - |
| 1911-12 | 2-0 | - |
| 1912-13 | 2-0 | - |
| 1913-14 | 2-0 | - |
| 1914-15 | 6-0 | - |

KILDUFF

| | | | |
|---------|------|-----|---------|
| 1915-16 | 11-5 | 5-3 | 1st PCC |
|---------|------|-----|---------|

BEN CHERRINGTON

| | | | |
|---------|------|-----|---------|
| 1916-17 | 15-1 | 5-1 | 2nd PCC |
|---------|------|-----|---------|

WALTER CHRISTIE

| | | |
|---------|-----|---|
| 1917-18 | 8-2 | - |
|---------|-----|---|

WILLIAM HOLLENDER

| | | | |
|---------|-----|-----|---------|
| 1918-19 | 6-3 | 2-2 | 3rd PCC |
| 1919-20 | 8-5 | 5-5 | 2nd PCC |

E.H. WRIGHT

| | | | |
|---------|------|------|-----------------|
| 1920-21 | 15-4 | 8-3 | T1st PCC |
| 1921-22 | 19-6 | 10-4 | 3rd PCC |
| 1922-23 | 12-6 | 5-3 | 1st SD, PCC |
| 1923-24 | 14-4 | 5-3 | 1st SD, 1st PCC |

NIBS PRICE

| | | | |
|---------|-------|------|-----------------------|
| 1924-25 | 11-4 | 3-1 | 1st SD, 1st PCC |
| 1925-26 | 14-0 | 5-0 | 1st SD, 1st PCC |
| 1926-27 | 13-0 | 5-0 | 1st SD, 1st PCC |
| 1927-28 | 9-6 | 6-3 | T1st SD, PCC |
| 1928-29 | 17-3 | 9-0 | 1st SD, 1st PCC |
| 1929-30 | 9-8 | 6-3 | 2nd SD, PCC |
| 1930-31 | 12-10 | 6-3 | 1st SD, 1st PCC |
| 1931-32 | 16-8 | 8-3 | 1st SD, 1st PCC |
| 1932-33 | 18-7 | 8-3 | 2nd SD, PCC |
| 1933-34 | 19-7 | 8-4 | 2nd SD, PCC |
| 1934-35 | 11-14 | 5-7 | 2nd SD, PCC |
| 1935-36 | 13-16 | 6-6 | 3rd SD, PCC |
| 1936-37 | 17-10 | 4-8 | 3rd SD, PCC |
| 1937-38 | 18-11 | 8-4 | 2nd SD, PCC |
| 1938-39 | 24-8 | 9-3 | T1st SD, PCC |
| 1939-40 | 15-17 | 5-7 | 3rd SD, PCC |
| 1940-41 | 15-12 | 6-6 | 3rd SD, PCC |
| 1941-42 | 11-19 | 4-8 | 3rd SD, PCC |
| 1942-43 | 9-15 | 1-7 | 4th SD, PCC |
| 1943-44 | 7-3 | 4-0 | 1st SD, PCC |
| 1944-45 | 7-8 | 1-3 | 3rd SD, PCC |
| 1945-46 | 30-6 | 11-1 | 1st SD, 1st PCC, NCAA |
| 1946-47 | 20-11 | 8-4 | 2nd SD, PCC |
| 1947-48 | 25-9 | 11-1 | 1st SD, PCC |
| 1948-49 | 14-19 | 1-11 | 4th SD, PCC |
| 1949-50 | 10-17 | 4-8 | 3rd SD, PCC |
| 1950-51 | 16-16 | 3-9 | 4th SD, PCC |
| 1951-52 | 17-13 | 6-6 | T2nd SD, PCC |
| 1952-53 | 15-10 | 9-3 | 1st SD, PCC |
| 1953-54 | 17-7 | 6-6 | 3rd SD, PCC |

PETE NEWELL

| | | | |
|---------|------|------|----------------|
| 1954-55 | 9-16 | 1-11 | 4th SD, PCC |
| 1955-56 | 17-8 | 10-6 | 3rd PCC |
| 1956-57 | 21-5 | 14-2 | 1st PCC, NCAA |
| 1957-58 | 19-9 | 12-4 | T1st PCC, NCAA |
| 1958-59 | 25-4 | 14-2 | 1st PCC, NCAA |
| 1959-60 | 28-2 | 11-1 | 1st AAWU, NCAA |

RENE HERRERIAS

| | | | |
|---------|-------|------|-----------|
| 1960-61 | 13-9 | 5-7 | 4th AAWU |
| 1961-62 | 8-17 | 2-10 | 5th AAWU |
| 1962-63 | 13-11 | 4-8 | 5th AAWU |
| 1963-64 | 11-13 | 8-7 | 3rd AAWU |
| 1964-65 | 8-15 | 4-10 | 7th AAWU |
| 1965-66 | 9-16 | 4-10 | 7th AAWU |
| 1966-67 | 15-10 | 6-8 | T5th AAWU |
| 1967-68 | 15-9 | 7-7 | 4th AAWU |

JIM PADGETT

| | | | |
|---------|-------|------|------------|
| 1968-69 | 12-13 | 4-10 | T7th Pac-8 |
| 1969-70 | 11-15 | 5-9 | 6th Pac-8 |
| 1970-71 | 16-9 | 8-6 | T3rd Pac-8 |
| 1971-72 | 13-16 | 6-8 | 5th Pac-8 |

DICK EDWARDS

| | | | |
|---------|-------|------|------------|
| 1972-73 | 11-15 | 4-10 | 7th Pac-8 |
| 1973-74 | 9-17 | 3-11 | T7th Pac-8 |
| 1974-75 | 17-9 | 7-7 | 4th Pac-8 |
| 1975-76 | 13-13 | 5-9 | T6th Pac-8 |
| 1976-77 | 12-15 | 7-7 | 6th Pac-8 |
| 1977-78 | 11-16 | 4-10 | 7th Pac-8 |

DICK KUCHEN

| | | | |
|---------|-------|------|-------------|
| 1978-79 | 6-21 | 4-14 | 10th Pac-10 |
| 1979-80 | 8-19 | 3-15 | 10th Pac-10 |
| 1980-81 | 13-14 | 5-13 | T8th Pac-10 |
| 1981-82 | 14-13 | 8-10 | T6th Pac-10 |
| 1982-83 | 14-14 | 7-11 | T6th Pac-10 |
| 1983-84 | 12-16 | 5-13 | 9th Pac-10 |
| 1984-85 | 13-15 | 5-13 | T8th Pac-10 |

LOU CAMPANELLI

| | | | |
|---------|-------|------|------------------|
| 1985-86 | 19-10 | 11-7 | 3rd Pac-10, NIT |
| 1986-87 | 20-15 | 10-8 | T3rd Pac-10, NIT |
| 1987-88 | 9-20 | 5-13 | T8th Pac-10 |
| 1988-89 | 20-13 | 10-8 | 5th Pac-10, NIT |
| 1989-90 | 22-10 | 12-6 | 3rd Pac-10, NCAA |
| 1990-91 | 13-15 | 8-10 | T5th Pac-10 |
| 1991-92 | 10-18 | 4-14 | 9th Pac-10 |
| 1992-93 | 10-7 | 4-5 | |

TODD BOZEMAN

| | | | |
|---------|-------|-------|-------------------|
| 1993 | 11-2 | 8-1 | 2nd Pac-10, NCAA |
| 1993-94 | 22-8 | 13-5 | T2nd Pac-10, NCAA |
| 1994-95 | 0-27* | 0-18* | T8th Pac-10 |
| 1995-96 | 2-26* | 2-16* | 4th Pac-10, NCAA |

BEN BRAUN

| | | | |
|---------|-------|------|-------------------|
| 1996-97 | 23-9 | 12-6 | T2nd Pac-10, NCAA |
| 1997-98 | 12-15 | 8-10 | T5th Pac-10 |
| 1998-99 | 22-11 | 8-10 | T5th Pac-10, NIT |
| 1999-00 | 18-15 | 7-11 | 7th Pac-10, NIT |
| 2000-01 | 20-11 | 11-7 | T4th Pac-10, NCAA |
| 2001-02 | 23-9 | 12-6 | T2nd Pac-10, NCAA |
| 2002-03 | 22-9 | 13-5 | 3rd Pac-10, NCAA |
| 2003-04 | 13-15 | 9-9 | T4th Pac-10 |
| 2004-05 | 13-16 | 6-12 | T8th Pac-10 |
| 2005-06 | 20-11 | 12-6 | 3rd Pac-10, NCAA |
| 2006-07 | 16-17 | 6-12 | 8th Pac-10 |
| 2007-08 | 17-16 | 6-12 | 9th Pac-10, NIT |

MIKE MONTGOMERY

| | | | |
|---------|-------|------|--------------------|
| 2008-09 | 22-11 | 11-7 | T3rd Pac-10, NCAA |
| 2009-10 | 24-11 | 13-5 | 1st Pac-10, NCAA |
| 2010-11 | 18-15 | 10-8 | T4th Pac-10, NIT |
| 2011-12 | 24-10 | 13-5 | T2nd Pac-12, NCAA |
| 2012-13 | 21-12 | 12-6 | T2nd, Pac-12, NCAA |
| 2013-14 | 21-14 | 10-8 | T3rd, Pac-12, NIT |

COACHING RECORDS

| COACH | YRS | SEASON | OVERALL | | CONFERENCE | |
|-------------------|------------|------------------|------------------|-------------|----------------|-------------|
| | | | W-L | PCT. | W-L | PCT. |
| Uncoached | 6 | 1908-09, '12-15 | 21-0 | 1.000 | | |
| Kilduff | 1 | 1916 | 11-5 | .688 | 5-3 | .625 |
| Ben Cherrington | 1 | 1917 | 15-1 | .938 | 5-1 | .833 |
| Walter Christie | 1 | 1918 | 8-2 | .800 | | |
| William Hollender | 2 | 1919-20 | 14-8 | .636 | 7-7 | .500 |
| E.H. Wright | 4 | 1921-24 | 60-20 | .750 | 28-13 | .683 |
| Nibs Price | 30 | 1925-54 | 449-294 | .604 | 176-128 | .579 |
| Pete Newell | 6 | 1955-60 | 119-44 | .730 | 62-26 | .705 |
| Rene Herrerias | 8 | 1961-68 | 92-100 | .479 | 40-67 | .374 |
| Jim Padgett | 4 | 1969-72 | 52-53 | .495 | 23-33 | .411 |
| Dick Edwards | 6 | 1973-78 | 73-85 | .462 | 30-54 | .357 |
| Dick Kuchen | 7 | 1979-85 | 80-112 | .417 | 37-89 | .294 |
| Lou Campanelli | 8 | 1986-93 | 123-108 | .532 | 64-71 | .474 |
| Todd Bozeman | 4 | 1993-96* | 35-63 | .357 | 23-41 | .359 |
| Ben Braun | 12 | 1997-08 | 219-154 | .587 | 110-106 | .509 |
| Mike Montgomery | 6 | 2009-14 | 130-73 | .640 | 69-39 | .639 |
| TOTALS | 105 | 1908-2014 | 1501-1122 | .572 | 679-678 | .500 |

*due to use of ineligible player, all games in 1994-95 and 25 games in 1995-96 were later forfeited

1907-08

(1-0)

| | | |
|----------------|------------|---|
| CAL | OPP | |
| 41 Nevada..... | 9 | W |

1908-09

(8-0)

| | | |
|------------------------------|------------|---|
| CAL | OPP | |
| 41 Watsonville YMCA..... | 17 | W |
| 39 Pacific | 28 | W |
| 43 Duboce Athletic Club..... | 6 | W |
| 33 Watsonville YMCA..... | 23 | W |
| 39 Alameda Wheelmen..... | 20 | W |
| 48 Rivals | 16 | W |
| 25 Stockton All-Stars..... | 12 | W |
| 22 Los Angeles YMCA..... | 13 | W |

1911-12

(2-0)

| | | |
|--------------------|------------|---|
| CAL | OPP | |
| 32 Stanford | 16 | W |
| 17 Stockton+ | 29 | W |

+ Forfeit by Stockton

1912-13

(2-0)

| | | |
|-------------------|------------|---|
| CAL | OPP | |
| 28 Stanford | 15 | W |
| 22 Stanford | 12 | W |

1913-14

(2-0)

| | | |
|-------------------|------------|---|
| CAL | OPP | |
| 32 Stanford | 12 | W |
| 37 Stanford | 17 | W |

1914-15

(6-0)

| | | |
|-----------------------|------------|---|
| CAL | OPP | |
| 31 San Francisco..... | 13 | W |
| 39 St. Mary's..... | 33 | W |
| 39 Pacific | 14 | W |
| 28 Nevada..... | 17 | W |
| 38 Stanford | 28 | W |
| 35 Stanford | 22 | W |

1915-16

(11-5, 5-3/1st PCC)

Head Coach: Kilduff

| | | |
|----------------------|------------|---|
| CAL | OPP | |
| 23 The Calles..... | 30 | L |
| 15 Multnomah..... | 17 | L |
| 17 Oregon State..... | 14 | W |
| 26 Oregon State..... | 20 | W |
| 35 Willamette | 20 | W |
| 25 Washington | 20 | W |
| 30 Washington | 24 | W |
| 27 Washington | 35 | L |
| 35 Washington | 33 | W |
| 38 Pacific | 34 | W |
| 27 Nevada..... | 25 | W |
| 27 Oregon State..... | 22 | W |
| 20 Oregon State..... | 29 | L |
| 32 Stanford | 28 | W |
| 26 St. Mary's..... | 37 | L |
| 46 Stanford | 26 | W |

1916-17

(15-1, 5-1/2nd PCC)

Head Coach: Ben Cherrington

| | | |
|----------------------------|------------|---|
| CAL | OPP | |
| 80 San Jose YMCA..... | 16 | W |
| 79 Asilomar All-Stars..... | 8 | W |
| 73 Watsonville..... | 16 | W |
| 39 Los Angeles YMCA..... | 16 | W |
| 44 Los Angeles YMCA..... | 12 | W |
| 69 Long Beach YMCA..... | 30 | W |

| | | |
|--------------------------|----|---|
| 27 USC | 15 | W |
| 40 Whittier..... | 30 | W |
| 50 Berkeley High..... | 16 | W |
| 42 USC | 18 | W |
| 28 Washington State..... | 20 | W |
| 29 Washington State..... | 32 | L |
| 20 Stanford | 14 | W |
| 29 Stanford | 20 | W |
| 28 Oregon State..... | 24 | W |
| 20 Oregon State..... | 11 | W |

1917-18

(8-2)

Head Coach: Walter Christie

| | | |
|-----------------------|------------|---|
| CAL | OPP | |
| 21 63rd Infantry..... | 12 | W |
| 24 San Francisco..... | 19 | W |
| 27 63rd Infantry..... | 16 | W |
| 13 St. Mary's..... | 31 | L |
| 39 Pacific | 12 | W |
| 32 UC Davis..... | 7 | W |
| 18 Stanford | 22 | L |
| 28 Nevada..... | 20 | W |
| 27 Stanford | 24 | W |
| 26 Stanford | 17 | W |

1918-19

(6-3, 2-2/3rd PCC)

Head Coach: William Hollender

| | | |
|-----------------------|------------|---|
| CAL | OPP | |
| 51 UC Davis..... | 6 | W |
| 64 Pacific | 23 | W |
| 16 Santa Clara | 28 | L |
| 29 Stanford | 26 | W |
| 42 San Francisco..... | 23 | W |
| 45 St. Mary's..... | 34 | W |
| 35 Stanford | 25 | W |
| 37 Oregon | 39 | L |
| 28 Oregon | 30 | L |

1919-20

(8-5, 5-5/2nd PCC)

Head Coach: William Hollender

| | | |
|--------------------------|------------|---|
| CAL | OPP | |
| 33 Pacific | 16 | W |
| 24 Santa Clara | 14 | W |
| 26 St. Mary's..... | 25 | W |
| 28 Washington State..... | 26 | W |
| 33 Washington State..... | 29 | W |
| 26 Oregon | 29 | L |
| 33 Oregon..... | 19 | W |
| 27 Washington State..... | 22 | W |
| 27 Washington State..... | 31 | L |
| 22 Washington | 17 | W |
| 28 Washington | 29 | L |
| 20 Stanford | 27 | L |
| 24 Stanford | 33 | L |

1920-21

(15-4, 8-3/T1st PCC)

Head Coach: E.H. Wright

| | | |
|----------------------------|------------|---|
| CAL | OPP | |
| 32 Los Angeles YMCA..... | 30 | W |
| 19 L.A. Athletic Club..... | 21 | L |
| 43 Men's Club of L.A..... | 42 | W |
| 47 Redlands..... | 18 | W |
| 56 Fresno..... | 12 | W |
| 44 San Francisco..... | 25 | W |
| 30 Olympians..... | 29 | W |
| 33 Oregon State..... | 16 | W |
| 31 Oregon State..... | 10 | W |
| 33 Washington | 32 | W |
| 20 Washington | 23 | L |
| 36 UCLA..... | 28 | W |
| 30 Stanford | 24 | W |
| 24 Oregon State..... | 19 | W |
| 22 Oregon State..... | 19 | W |
| 46 UCLA..... | 29 | W |
| 26 USC | 25 | W |

| | | |
|-------------------|----|---|
| 25 Stanford | 30 | L |
| 21 Stanford | 25 | L |

1921-22

(19-6, 10-4/3rd PCC)

Head Coach: E.H. Wright

| | | |
|------------------------------|------------|---|
| CAL | OPP | |
| 68 Pomona Amer. Legion..... | 16 | W |
| 108 Pomona Amer. Legion..... | 8 | W |
| L.A. Athletic Club+ | | |
| 25 L.A. Athletic Club..... | 13 | W |
| Fresno YMCA& | | |
| Fresno YMCA& | | |
| 47 San Francisco..... | 22 | W |
| 44 St. Mary's..... | 28 | W |
| 37 Santa Clara | 24 | W |
| 21 Washington State..... | 15 | W |
| 24 Washington State..... | 26 | L |
| 33 Washington | 34 | L |
| 22 Washington | 28 | L |
| 24 Stanford | 19 | W |
| 54 Nevada..... | 24 | W |
| 37 Washington State..... | 18 | W |
| 34 Washington State..... | 16 | W |
| 25 Oregon | 12 | W |
| 30 Oregon | 22 | W |
| 43 USC | 13 | W |
| 36 USC | 20 | W |
| 27 Stanford | 17 | W |
| 18 Olympians..... | 28 | L |
| 28 USC | 29 | L |
| 46 USC | 9 | W |

+ Score unavailable but Cal lost
& Score unavailable but Cal won

1922-23

(12-6, 5-3/1st SD PCC)

Head Coach: E.H. Wright


| | | |
|-------------------------|------------|---|
| CAL | OPP | |
| 27 American Legion..... | 3 | W |
| 2 Nevada..... | 12 | W |
| 22 Nevada..... | 12 | W |
| 37 Santa Clara | 21 | W |
| 46 San Francisco..... | 21 | W |
| 29 USC | 16 | W |
| 49 UCLA..... | 16 | W |
| 19 USC | 24 | L |
| 44 St. Mary's..... | 21 | W |
| 21 USC | 24 | L |
| 35 USC | 15 | W |
| 27 Olympic Club..... | 30 | L |
| 26 Stanford | 23 | W |
| 17 Stanford | 18 | L |
| 30 Stanford | 20 | W |
| 33 Stanford | 17 | W |
| 20 Idaho | 28 | L |
| 25 Idaho | 29 | L |

1923-24

(14-4, 5-3/1st SD, 1st PCC)

Head Coach: E.H. Wright

| | | |
|----------------------|------------|---|
| CAL | OPP | |
| 32 Olympic Club..... | 19 | W |
| 26 USC | 27 | L |
| 28 USC | 22 | W |
| 29 St. Mary's..... | 25 | W |
| 61 Alumni..... | 23 | W |
| 42 Santa Clara | 21 | W |
| 43 Nevada..... | 23 | W |
| 24 Nevada..... | 18 | W |
| 38 Arizona..... | 30 | W |
| 14 Arizona..... | 23 | L |
| 17 Stanford | 18 | L |
| 26 Stanford | 25 | W |
| 25 USC | 16 | W |
| 25 USC | 26 | L |
| 27 Stanford | 23 | W |
| 26 Stanford | 23 | W |
| 32 Washington | 31 | W |
| 28 Washington | 25 | W |



NIBS PRICE

1925-54
449-294 (.604)

1924-25

(11-4, 3-1/1st SD, 1st PCC)

Head Coach: Nibs Price

| CAL | OPP | | |
|-----|----------------|----|---|
| 23 | Olympic Club | 27 | L |
| 21 | San Francisco | 11 | W |
| 26 | UC Davis | 10 | W |
| 24 | St. Mary's+ | 23 | W |
| 23 | Santa Clara | 13 | W |
| 27 | Nevada | 28 | L |
| 28 | Nevada | 21 | W |
| 33 | UCLA | 24 | W |
| 17 | at Stanford | 13 | W |
| 22 | Stanford+ (OT) | 18 | W |
| 15 | at Stanford | 16 | L |
| 17 | Stanford+ | 16 | W |
| 25 | Oregon State& | 32 | L |
| 32 | Oregon State& | 17 | W |
| 33 | Oregon State& | 19 | W |

+ Oakland Auditorium
& PCC playoff game, Corvallis, OR

1925-26

(14-0, 5-0/1st SD, 1st PCC)

Head Coach: Nibs Price

| CAL | OPP | | |
|-----|---------------|----|---|
| 37 | San Francisco | 17 | W |
| 37 | USC+ | 17 | W |
| 32 | USC+ | 12 | W |
| 53 | Santa Clara | 13 | W |
| 27 | St. Mary's+ | 12 | W |
| 33 | UC Davis | 13 | W |
| 18 | at Stanford | 17 | W |
| 26 | Nevada | 20 | W |
| 29 | Nevada | 10 | W |
| 23 | at USC | 16 | W |
| 21 | at UCLA | 8 | W |
| 24 | Stanford+ | 16 | W |
| 32 | Oregon& | 17 | W |
| 29 | Oregon& | 23 | W |

+ Oakland Auditorium
& PCC playoff game, Oakland Auditorium

1926-27

(13-0, 5-0/1st SD, 1st PCC)

Head Coach: Nibs Price

| CAL | OPP | | |
|-----|---------------|----|---|
| 29 | San Francisco | 18 | W |
| 43 | Pacific | 15 | W |
| 26 | St. Mary's+ | 14 | W |
| 34 | Olympic Club | 24 | W |
| 32 | UC Davis | 21 | W |
| 34 | Santa Clara | 12 | W |
| 31 | USC+ | 28 | W |
| 30 | at USC | 19 | W |
| 27 | at USC | 22 | W |
| 32 | Stanford+ | 24 | W |
| 29 | at Stanford | 19 | W |
| 36 | Oregon& | 29 | W |
| 31 | Oregon& | 20 | W |

+ Oakland Auditorium
& PCC playoff game, Eugene, OR

1927-28

(9-6, 6-3/1st SD PCC)

Head Coach: Nibs Price

| CAL | OPP | | |
|-----|----------------|----|---|
| 56 | Waseda (Japan) | 13 | W |
| 19 | San Francisco | 30 | L |
| 46 | UC Davis | 26 | W |
| 13 | Santa Clara | 28 | L |
| 30 | St. Mary's+ | 28 | W |
| 21 | Olympic Club | 29 | L |
| 31 | at USC | 42 | L |
| 28 | USC+ | 18 | W |
| 29 | USC+ | 39 | L |
| 35 | at UCLA | 34 | W |
| 36 | at UCLA | 48 | L |
| 33 | UCLA+ | 25 | W |
| 31 | Stanford& | 25 | W |
| 29 | Stanford& | 12 | W |
| 28 | Stanford& | 17 | W |

+ Oakland Auditorium
& Kezar Pavilion, San Francisco, CA

1928-29

(17-3, 9-0/1st SD, 1st PCC)

Head Coach: Nibs Price

| CAL | OPP | | |
|-----|----------------|----|---|
| 34 | at Auburn Cubs | 26 | W |
| 33 | Kansas+ | 21 | W |
| 30 | Kansas+ | 23 | W |
| 23 | Kansas+ | 24 | L |
| 56 | Athens Club | 25 | W |
| 43 | at USC | 38 | W |
| 33 | at USC | 27 | W |
| 26 | UCLA+ | 21 | W |
| 35 | UCLA+ | 31 | W |
| 29 | St. Mary's+ | 24 | W |
| 41 | Stanford+ | 23 | W |
| 22 | San Francisco | 34 | L |
| 43 | USC+ | 16 | W |
| 26 | Santa Clara | 32 | L |
| 19 | at Stanford | 17 | W |
| 42 | Olympic Club | 28 | W |
| 47 | at UCLA | 31 | W |
| 27 | Stanford+ | 18 | W |
| 43 | at Washington | 31 | W |
| 30 | at Washington | 27 | W |

+ Oakland Auditorium

1929-30

(9-8, 6-3/2nd SD PCC)

Head Coach: Nibs Price

| CAL | OPP | | |
|-----|----------------|----|---|
| 25 | at Kansas | 36 | L |
| 15 | at Kansas | 31 | L |
| 28 | at Kansas | 38 | L |
| 28 | USC+ | 30 | L |
| 27 | USC+ | 19 | W |
| 32 | Olympic Club+ | 25 | W |
| 23 | UCLA+ | 26 | L |
| 36 | St. Mary's+ | 34 | W |
| 36 | at Stanford | 30 | W |
| 31 | Santa Clara+ | 33 | L |
| 22 | at USC | 24 | L |
| 31 | Athens Club | 35 | L |
| 32 | at UCLA | 29 | W |
| 32 | at UCLA | 30 | W |
| 34 | San Francisco+ | 19 | W |
| 38 | Stanford+ | 31 | W |
| 41 | at Stanford | 25 | W |

+ Oakland Auditorium

Primary Starters

F-Kent Pursell, 6-2, Sr., 9.2
F-Wilson Tripp, 6-1, Sr., 7.1
C-Perry Ten Eyck, 6-3, Sr., 5.4 (Capt.)
G-Joel Coffield, 6-0, Jr., 3.1
G-Carl Vendt, 6-2, So., 1.7

1930-31

(12-10, 6-3/1st SD PCC)

Head Coach: Nibs Price

| CAL | OPP | | |
|-----|---------------------|----|---|
| 25 | Oregon State+ | 26 | L |
| 28 | at Nevada | 21 | W |
| 26 | at Nevada | 27 | L |
| 28 | at Stockton Amblers | 22 | W |
| 37 | Montana | 23 | W |
| 24 | USC+ | 22 | W |
| 19 | Olympic Club+ | 31 | L |
| 26 | at UCLA | 24 | W |
| 29 | St. Mary's+ | 26 | W |
| 32 | Stanford+ | 37 | L |
| 23 | Santa Clara+ | 42 | L |
| 29 | at USC | 32 | L |
| 21 | at USC | 23 | L |
| 20 | San Francisco& | 19 | W |
| 43 | UCLA | 39 | W |
| 30 | UCLA | 28 | W |
| 18 | Athens Club+ | 36 | L |
| 37 | at Stanford | 34 | W |
| 46 | Stanford+ | 32 | W |
| 25 | at Washington | 41 | L |
| 36 | at Washington | 34 | W |
| 30 | at Washington | 42 | L |

+ Oakland Auditorium
& Kezar Pavilion, San Francisco, CA

Primary Starters

F-Joe Kintana, 6-0, Jr., 6.1
F-Bill Davis, 6-0, Sr., 4.3
C-Jack Read, 6-3, So., 5.9
G-Joel Coffield, 6-0, Sr., 3.8 (Capt.)
G-Carl Vendt, 6-2, Jr., 1.9

1931-32

(16-8, 8-3/1st SD, 1st PCC)

Head Coach: Nibs Price

| CAL | OPP | | |
|-----|------------------------|----|---|
| 27 | at Oregon State | 22 | W |
| 38 | Athens Club+ | 28 | W |
| 20 | Young Men's Institute& | 37 | L |
| 14 | at USC | 22 | L |
| 25 | at USC | 29 | L |
| 28 | at L.A. Athletic Club | 33 | L |
| 29 | at UCLA | 18 | W |
| 26 | at UCLA | 25 | W |
| 26 | Olympic Club& | 36 | L |
| 41 | UC Davis | 28 | W |
| 25 | at Stanford | 19 | W |
| 19 | Santa Clara | 25 | L |
| 27 | USC+ | 18 | W |
| 27 | USC+ | 28 | L |
| 17 | at San Francisco | 21 | L |
| 34 | UCLA+ | 28 | W |
| 31 | UCLA+ | 29 | W |
| 32 | St. Mary's+ | 30 | W |
| 33 | Stanford+ | 16 | W |
| 30 | Athens Club | 28 | W |
| 29 | at Stanford | 18 | W |
| 26 | USC+ | 22 | W |
| 22 | Washington+ | 21 | W |
| 36 | Washington+ | 24 | W |

+ Oakland Auditorium
& Kezar Pavilion, San Francisco, CA

Primary Starters

F-Joe Kintana, 6-0, Sr., 7.3
F-Harold Eiferf, 5-11, So., 4.8
C-Jack Read, 6-3, Jr., 4.6
G-Carl Vendt, 6-2, Sr., 1.9
G-John Crowley, 5-10, Jr., 2.5

1932-33

(18-7, 8-3/2nd SD PCC)

Head Coach: Nibs Price

| CAL | OPP | | |
|-----|--------------------------|----|---|
| 51 | Athens Club | 18 | W |
| 32 | Olympic Club | 23 | W |
| 32 | at Young Men's Institute | 35 | L |
| 54 | at Chico State | 32 | W |
| 49 | at Auburn Cubs | 15 | W |
| 37 | at Pacific | 18 | W |

| | | | |
|----|-----------------|----|---|
| 30 | at United A.C. | 48 | L |
| 17 | Santa Clara | 32 | L |
| 26 | Nevada | 23 | W |
| 33 | Wichita Henrys+ | 34 | L |
| 40 | UCLA | 37 | W |
| 33 | UCLA | 29 | W |
| 45 | UC Davis | 9 | W |
| 37 | Stanford | 22 | W |
| 26 | at USC | 32 | L |
| 29 | at USC | 31 | L |
| 37 | St. Mary's | 23 | W |
| 28 | at Stanford | 18 | W |
| 41 | San Jose State | 27 | W |
| 37 | at UCLA | 28 | W |
| 37 | at UCLA | 36 | W |
| 36 | San Francisco | 29 | W |
| 27 | USC | 28 | L |
| 29 | USC | 24 | W |
| 41 | Stanford | 23 | W |

+ Kezar Pavilion, San Francisco, CA

1933-34

(19-7, 8-4/2nd SD PCC)

Head Coach: Nibs Price

| CAL | | OPP | |
|-----|------------------------|-----|---|
| 26 | Young Men's Institute+ | 23 | W |
| 35 | St. Mary's | 30 | W |
| 59 | Athens Club+ | 43 | W |
| 34 | St. Mary's | 27 | W |
| 48 | Santa Clara+ | 26 | W |
| 15 | Santa Clara+ | 28 | L |
| 49 | Utah State+ | 31 | W |
| 43 | Utah+ | 32 | W |
| 20 | U.A.C.+ | 30 | L |
| 36 | USC | 30 | W |
| 19 | USC | 42 | L |
| 31 | San Francisco | 26 | W |
| 43 | at Stanford | 34 | W |
| 42 | St. Mary's | 25 | W |
| 46 | UCLA | 31 | W |
| 29 | UCLA | 28 | W |
| 32 | Olympic Club | 43 | L |
| 51 | UC Davis | 15 | W |
| 42 | Stanford | 25 | W |
| 34 | at USC | 41 | L |
| 37 | at USC | 28 | W |
| 46 | Santa Clara | 25 | W |
| 42 | at UCLA | 30 | W |
| 38 | at UCLA | 40 | L |
| 20 | Stanford | 34 | L |
| 43 | at Stanford | 15 | W |

+ San Francisco Auditorium

Primary Starters

F-Harold Eifert, 6-0, Sr., 252 pts. (Capt.)
 F-Gregory Englehard, 6-1, Sr., 160 pts.
 C-Dave Meek, 6-4, Jr., 167 pts.
 G-Stephen McGaffey, 5-11, Sr., 77 pts.
 G-Raymond Olson, 6-0, So., 53 pts.

1934-35

(11-14, 5-7/2nd SD PCC)

Head Coach: Nibs Price

| CAL | | OPP | |
|-----|------------------------|-----|---|
| 39 | St. Mary's | 48 | L |
| 28 | Santa Clara+ | 35 | L |
| 33 | Athens Club | 30 | W |
| 21 | Santa Clara+ | 28 | L |
| 21 | Young Men's Institute+ | 24 | L |
| 41 | Olympic Club+ | 37 | W |
| 35 | at San Francisco | 30 | W |
| 42 | St. Mary's | 34 | W |
| 24 | at UCLA | 35 | L |
| 38 | at UCLA | 26 | W |
| 45 | UC Davis | 18 | W |
| 45 | Stanford | 31 | W |
| 46 | Santa Clara | 17 | W |
| 38 | USC | 41 | L |
| 33 | USC | 44 | L |
| 34 | Olympic Club | 43 | L |
| 37 | at Stanford | 31 | W |
| 48 | St. Mary's | 51 | L |
| 37 | UCLA | 39 | L |

| | | | |
|----|---------------|----|---|
| 38 | UCLA | 21 | W |
| 30 | San Francisco | 41 | L |
| 34 | at Stanford | 38 | L |
| 32 | at USC | 60 | L |
| 26 | at USC | 36 | L |
| 50 | Stanford | 43 | W |

+ San Francisco Auditorium

1935-36

(13-16, 6-6/3rd SD PCC)

Head Coach: Nibs Price

| CAL | | OPP | |
|-----|------------------|-----|---|
| 49 | at Golden State | 18 | W |
| 30 | at Olympic Club | 34 | L |
| 26 | at New York | 41 | L |
| 49 | at Temple | 43 | W |
| 43 | at Purdue | 44 | L |
| 19 | at Northwestern | 34 | L |
| 17 | at Illinois | 42 | L |
| 28 | at Kansas | 32 | L |
| 18 | at Kansas | 27 | L |
| 32 | at Oklahoma City | 34 | L |
| 33 | at Arizona | 31 | W |
| 29 | at USC | 51 | L |
| 22 | at USC | 35 | L |
| 47 | UC Davis | 22 | W |
| 38 | at Stanford | 41 | L |
| 35 | at UCLA | 33 | W |
| 30 | at UCLA | 26 | W |
| 39 | Stanford | 35 | W |
| 46 | Santa Clara | 44 | W |
| 42 | Alumni | 28 | W |
| 29 | USC | 27 | W |
| 35 | USC | 41 | L |
| 39 | San Francisco | 40 | L |
| 63 | Stanford | 30 | W |
| 30 | St. Mary's | 29 | W |
| 34 | UCLA | 32 | W |
| 28 | UCLA | 32 | L |
| 29 | Olympic Club | 37 | L |
| 26 | at Stanford | 40 | L |

1936-37

(17-10, 4-8/3rd SD PCC)

Head Coach: Nibs Price

| CAL | | OPP | |
|-----|------------------|-----|---|
| 31 | Golden State | 21 | W |
| 54 | Oregon | 44 | W |
| 33 | Ohio State | 31 | W |
| 28 | Ohio State | 30 | L |
| 55 | Arizona | 22 | W |
| 63 | at Santa Clara | 39 | W |
| 28 | Olympic Club | 21 | W |
| 30 | St. Mary's | 25 | W |
| 37 | at USC | 41 | L |
| 34 | at USC | 35 | L |
| 52 | UC Davis | 27 | W |
| 35 | Stanford | 51 | L |
| 46 | Santa Clara | 44 | W |
| 45 | Alumni All-Stars | 40 | W |
| 33 | UCLA | 27 | W |
| 44 | UCLA | 46 | L |
| 37 | at Stanford | 50 | L |
| 33 | St. Mary's | 32 | W |
| 36 | USC | 38 | L |
| 36 | USC | 31 | W |
| 32 | Stanford | 36 | L |
| 32 | San Francisco | 30 | W |
| 27 | Olympic Club | 37 | L |
| 33 | at UCLA | 37 | L |
| 43 | at UCLA | 31 | W |
| 54 | Athens Club | 37 | W |
| 44 | at Stanford | 31 | W |

1937-38

(18-11, 8-4/2nd SD PCC)

Head Coach: Nibs Price

| CAL | | OPP | |
|-----|-----------------|-----|---|
| 54 | at Santa Clara | 41 | W |
| 46 | at Oregon State | 34 | W |
| 34 | at Washington | 43 | L |

| | | | |
|----|---------------------|----|---|
| 38 | at Washington | 46 | L |
| 32 | at Loyola (Chicago) | 34 | L |
| 34 | at Ohio State | 27 | W |
| 32 | at Detroit | 28 | W |
| 43 | at Northwestern | 36 | W |
| 31 | at Michigan State | 29 | W |
| 41 | at Creighton | 35 | W |
| 32 | at Nebraska | 38 | L |
| 39 | at UCLA | 37 | W |
| 32 | at UCLA | 27 | W |
| 57 | UC Davis | 30 | W |
| 47 | Stanford | 44 | W |
| 23 | Santa Clara | 37 | L |
| 54 | Alumni | 55 | L |
| 33 | USC | 25 | W |
| 39 | USC | 37 | W |
| 34 | Athens Club | 36 | L |
| 33 | at Stanford | 62 | L |
| 40 | St. Mary's | 27 | W |
| 32 | UCLA | 21 | W |
| 41 | UCLA | 22 | W |
| 39 | at Stanford | 41 | L |
| 53 | Olympic Club | 32 | W |
| 49 | at USC | 40 | W |
| 27 | at USC | 60 | L |
| 42 | Stanford | 63 | L |

1938-39

(24-8, 9-3/T1st SD PCC)

Head Coach: Nibs Price

| CAL | | OPP | |
|-----|---------------------|-----|---|
| 28 | at Santa Clara | 31 | L |
| 44 | Idaho | 29 | W |
| 45 | St. Mary's+ | 33 | W |
| 48 | Bradley Tech | 36 | W |
| 43 | Nebraska | 46 | L |
| 49 | Ohio State | 35 | W |
| 58 | Nebraska& | 30 | W |
| 45 | Ohio State& | 42 | W |
| 42 | Utah State | 35 | W |
| 40 | Athens Club | 27 | W |
| 54 | at UCLA | 39 | W |
| 49 | at UCLA | 33 | W |
| 43 | Mexico | 36 | W |
| 52 | at UC Davis | 35 | W |
| 45 | at Stanford | 29 | W |
| 54 | San Francisco State | 37 | W |
| 34 | at USC | 38 | L |
| 36 | at USC | 34 | W |
| 48 | St. Mary's | 33 | W |
| 43 | Santa Clara | 28 | W |
| 36 | Alumni | 35 | W |
| 43 | Stanford | 25 | W |
| 46 | Olympic Club | 48 | L |
| 54 | UCLA | 32 | W |
| 42 | UCLA | 22 | W |
| 42 | USC | 39 | W |
| 42 | USC | 46 | L |
| 35 | Stanford | 39 | L |
| 43 | Stanford | 32 | W |
| 42 | USC | 36 | W |
| 49 | at Oregon | 54 | L |
| 47 | at Oregon | 53 | L |

+ Sacramento, CA
& Los Angeles, CA

1939-40

(15-17, 5-7/3rd SD PCC)

Head Coach: Nibs Price

| CAL | | OPP | |
|-----|---------------------|-----|---|
| 41 | Michigan State | 37 | W |
| 39 | at Bradley Tech | 40 | L |
| 43 | at Columbia | 36 | W |
| 34 | at Pennsylvania | 37 | L |
| 42 | at Dartmouth | 30 | W |
| 47 | at Marshall College | 51 | L |
| 45 | at Ohio State | 49 | L |
| 32 | at Nebraska | 46 | L |
| 33 | at Utah State | 43 | L |
| 39 | at Utah | 41 | L |
| 36 | at USC | 49 | L |
| 49 | at USC | 56 | L |

| | | | | |
|-----|----|--------------------|---------|---|
| D27 | 60 | at Iowa |69 | L |
| J2 | 72 | at UCLA |68 | W |
| J3 | 68 | at UCLA |66 | W |
| J9 | 68 | Stanford (20/X) |54 | W |
| J10 | 60 | at Stanford (20/X) |76 | L |
| J16 | 78 | at USC (X/12) |63 | W |
| J17 | 71 | at USC (X/12) |63 | W |
| J30 | 60 | St. Mary's+ |55 | W |
| J31 | 70 | Santa Clara+ |64 | W |
| F6 | 62 | at Utah (14/X) |61 | W |
| F7 | 58 | at Utah (14/X) |62 | L |
| F13 | 63 | UCLA (19/X) |67 | L |
| F14 | 70 | UCLA (19/X) |62 | W |
| F20 | 66 | USC (19/X) |68 | L |
| F21 | 71 | USC (19/X) |44 | W |
| F27 | 82 | at Stanford |63 | W |
| F28 | 97 | Stanford |63 | W |
| M6 | 47 | Washington& (X/4) |60 | L |
| M7 | 57 | Washington& (X/4) |80 | L |

+ Cow Palace, San Francisco, CA
& PCC playoffs, Seattle, WA

Primary Starters


F-John Ricksen, 6-3, Sr., 10.7 (Capt.)
F-Bob Albo, 6-4, Jr., 8.9
C-Bob McKeen, 6-7, So., 17.6
G-Bob Matheny, 5-11, Jr., 11.9
G-Rupe Ricksen, 6-3, Sr., 7.7 (Capt.)

1953-54
(17-7, 6-6/3rd SD PCC)
Head Coach: Nibs Price

| CAL | OPP | | |
|-----|-----|-----------------------|-----------|
| D1 | 33 | at San Francisco |51 L |
| D5 | 56 | St. Mary's |50 W |
| D11 | 56 | San Jose State (17/X) |48 W |
| D12 | 63 | Santa Clara (17/16) |50 W |
| D18 | 71 | Washington St. (15/X) |45 W |
| D19 | 61 | Washington St. (15/X) |49 W |
| D21 | 77 | Hawaii (15/X) |56 W |
| D22 | 73 | Hawaii (2 OT) |70 W |
| D26 | 90 | Pacific |51 W |
| | | at Hawaii |51 W |
| J8 | 62 | UCLA |53 W |
| J9 | 73 | UCLA |65 W |
| J15 | 83 | at Stanford |68 W |
| J16 | 56 | Stanford |50 W |
| J29 | 70 | Utah (14/X) |53 W |
| J30 | 95 | Utah (14/X) |63 W |
| F5 | 49 | USC (15/X) |53 L |
| F6 | 46 | USC (15/X) |32 W |
| F12 | 54 | at UCLA (14/X) |82 L |
| F13 | 62 | at UCLA (14/X) |71 L |
| F19 | 36 | at USC |56 L |
| F20 | 56 | at USC |62 L |
| F26 | 98 | Stanford |80 W |
| F27 | 70 | at Stanford |80 L |

Primary Starters

F-Bob Albo, 6-4, Sr., 12.0 (Capt.)
F-Dick Tamberg, 6-5, Sr., 10.8
C-Bob McKeen, 6-7, Jr., 16.0
G-Bob Matheny, 5-11, Sr., 13.4 (Capt.)
G-Frank Hess, 6-0, So., 6.4



PETE NEWELL

1955-60

119-44 (.730)

1954-55

(9-16, 1-11/4th SD PCC)

Head Coach: Pete Newell

| CAL | OPP | | |
|-----|-----|------------------------|-----------|
| D3 | 52 | at Oregon State |50 W |
| D4 | 64 | at Oregon |52 W |
| D10 | 77 | Pacific (OT) |82 L |
| D11 | 64 | St. Mary's |51 W |
| D17 | 57 | Colorado |44 W |
| D18 | 59 | Colorado |46 W |
| D21 | 74 | Ohio State (X/11) |63 W |
| D22 | 54 | Ohio State (X/11) |50 W |
| D28 | 75 | Kansas State+ |88 L |
| D29 | 65 | Kansas+ (X/16) |62 W |
| D30 | 62 | Colorado+ |69 L |
| J7 | 56 | at USC |63 L |
| J8 | 65 | at USC |81 L |
| J14 | 57 | Stanford |59 L |
| J15 | 67 | at Stanford |75 L |
| J28 | 59 | Santa Clara& |66 L |
| J29 | 62 | at San Francisco (X/2) |84 L |
| F4 | 64 | at UCLA (X/8) |83 L |
| F5 | 63 | at UCLA (X/8) |84 L |
| F11 | 58 | USC |57 W |
| F12 | 62 | USC |80 L |
| F18 | 48 | UCLA (X/9) |55 L |
| F19 | 76 | UCLA (X/9) |84 L |
| F25 | 84 | at Stanford |90 L |
| F26 | 68 | Stanford |77 L |

+at Big Seven Tournament,
Kansas City, MO
& Cow Palace, San Francisco, CA

Primary Starters

F-Bob Blake, 6-2, Jr., 9.3
F-Larry Friend, 6-4, So., 12.3
C-Bob McKeen, 6-7, Sr., 19.8 (Capt.)
G-Mike Diaz, 5-11, So., 9.2
G-Frank Hess, 6-2, Jr., 4.3

1955-56

(17-8, 10-6/3rd PCC)

Head Coach: Pete Newell

| CAL | OPP | | |
|-----|-----|---------------------|-----------|
| D10 | 52 | St. Mary's |62 L |
| D16 | 70 | Pacific |57 W |
| D17 | 59 | Santa Clara |51 W |
| D19 | 84 | at Arizona |74 W |
| D21 | 64 | at Arizona State |59 W |
| D26 | 78 | Dartmouth |59 W |
| D29 | 62 | Wisconsin |55 W |
| D30 | 70 | Iowa (X/6) |45 W |
| J6 | 52 | USC |51 W |
| J7 | 64 | USC |77 L |
| J13 | 62 | at Oregon |63 L |
| J14 | 67 | at Oregon |65 W |
| J28 | 24 | San Francisco (X/1) |33 L |
| F3 | 65 | Oregon State (OT) |63 W |
| F4 | 69 | Oregon State |56 W |
| F10 | 54 | at Idaho |44 W |
| F11 | 67 | at Idaho |58 W |
| F17 | 87 | Washington State |55 W |

| | | | |
|-----|----|------------------|-----------|
| F18 | 73 | Washington State |59 W |
| F24 | 74 | Washington |62 W |
| F25 | 63 | Washington |60 W |
| M2 | 80 | at UCLA (X/13) |85 L |
| M3 | 62 | at UCLA (X/13) |84 L |
| M9 | 63 | Stanford |66 L |
| M10 | 68 | at Stanford |70 L |

Primary Starters

F-Bob Blake, 6-2, Sr., 12.1 (Capt.)
F-Larry Friend, 6-4, Jr., 13.0
C-Duane Asplund, 6-7, Sr., 11.6
G-Earl Robinson, 6-1, So., 11.4
G-Gabe Arrillaga, 6-1, Jr., 3.3

1956-57

(21-5, 14-2/1st PCC)

Head Coach: Pete Newell

| CAL | OPP | | |
|-----|-----|------------------------|-----------|
| D1 | 56 | San Francisco |70 L |
| D7 | 80 | Arizona State |50 W |
| D15 | 59 | St. Mary's |47 W |
| D18 | 56 | Kansas (X/1) |66 L |
| D20 | 74 | at Arizona State |61 W |
| D22 | 70 | at Arizona |49 W |
| D27 | 76 | Pacific |49 W |
| D29 | 69 | San Jose State |47 W |
| J4 | 66 | at Washington State |58 W |
| J5 | 61 | at Washington State |51 W |
| J8 | 59 | Stanford |45 W |
| J11 | 53 | Oregon |46 W |
| J12 | 71 | Oregon |57 W |
| J25 | 67 | at Stanford (19/X) |64 W |
| F8 | 73 | at Oregon State (19/X) |60 W |
| F9 | 62 | at Oregon State (19/X) |51 W |
| F15 | 91 | Idaho (12/X) |54 W |
| F16 | 71 | Idaho (12/X) |56 W |
| F22 | 57 | at Washington (15/X) |70 L |
| F23 | 72 | at Washington (15/X) |62 W |
| M1 | 66 | UCLA (X/6) |71 L |
| M2 | 73 | UCLA (X/6) |68 W |
| M8 | 61 | at USC (14/X) |55 W |
| M9 | 89 | at USC (14/X) |83 W |
| M15 | 86 | Brigham Young+ (13/X) |59 W |
| M16 | 46 | San Francisco+ (13/X) |50 L |

+NCAA Western Regionals, Corvallis, OR

Primary Starters

F-Larry Friend, 6-4, Sr., 18.9 (Capt.)
F-Ev McKeen, 6-3, Jr., 4.2
C-Duane Asplund, 6-7, Sr., 11.4
G-Earl Robinson, 6-1, Jr., 12.1
G-Gabe Arrillaga, 6-0, Sr., 3.7

1957-58

(19-9, 12-4/T1st PCC)

Head Coach: Pete Newell

| CAL | OPP | | |
|-----|-----|------------------------|-----------|
| D6 | 70 | San Jose State |62 W |
| D10 | 67 | St. Mary's (OT) |57 W |
| D13 | 54 | at San Francisco (X/6) |66 L |
| D20 | 44 | at Kansas State (X/3) |58 L |
| D21 | 52 | at Kansas (X/2) |58 L |
| D26 | 60 | Dayton+ |55 W |
| D28 | 59 | Temple+ |69 L |
| D30 | 96 | New York University+ |65 W |
| J3 | 43 | at Oregon St. (19/18) |55 L |
| J4 | 57 | at Washington (19/X) |45 W |
| J10 | 49 | Washington |42 W |
| J11 | 47 | Washington State |32 W |
| J17 | 60 | at Stanford |45 W |
| J18 | 61 | Oregon State (X/16) |51 W |
| F1 | 54 | Santa Clara |45 W |
| F7 | 48 | at USC |58 L |
| F8 | 61 | at UCLA |58 W |
| F15 | 80 | USC |62 W |
| F17 | 67 | Stanford |59 W |
| F21 | 70 | at Idaho |62 W |
| F22 | 59 | at Washington State |48 W |
| F24 | 61 | at Oregon |60 W |
| F28 | 56 | UCLA (19/X) |50 W |
| M1 | 71 | Idaho (19/X) |82 L |
| M7 | 62 | Oregon |64 L |
| M10 | 57 | Oregon State& |45 W |

| | | | | |
|---|----|---------------------|----|---|
| M14 | 54 | Idaho State | 43 | W |
| M15 | 62 | Seattle (OT) (X/18) | 66 | L |
| + Holiday Festival, New York, NY | | | | |
| & PCC playoff, Eugene, OR | | | | |
| = NCAA Western Regionals, San Francisco, CA | | | | |
| Primary Starters | | | | |
| F-Bob Dalton, 6-3, Jr., 9.0 | | | | |
| F-George Sterling, 6-4, Sr., 5.8 | | | | |
| C-Don McIntosh, 6-6, Sr., 11.7 | | | | |
| G-Earl Robinson, 6-1, Sr., 10.0 (Capt.) | | | | |
| G-Al Buch, 6-1, Jr., 9.5 | | | | |

1958-59
(25-4, 14-2/1st PCC)
NCAA CHAMPIONS
Head Coach: Pete Newell

| CAL | OPP | | | |
|-----|-----|------------------------|----|---|
| D3 | 60 | San Jose State | 36 | W |
| D6 | 50 | San Francisco | 43 | W |
| D9 | 57 | St. Mary's (X/14) | 55 | W |
| D12 | 65 | Kansas State (X/3) | 68 | L |
| D20 | 71 | at Iowa (15/X) | 52 | W |
| D21 | 68 | at Wisconsin (15/X) | 53 | W |
| D23 | 43 | at St. Louis (14/16) | 55 | L |
| D27 | 90 | Arizona (14/X) | 46 | W |
| J2 | 54 | at Washington (20/X) | 43 | W |
| J3 | 57 | at Oregon (20/X) | 59 | L |
| J9 | 55 | Washington | 44 | W |
| J10 | 64 | Idaho | 39 | W |
| J16 | 53 | at Stanford (20/X) | 56 | L |
| J17 | 67 | Stanford (20/X) | 46 | W |
| J31 | 66 | at Santa Clara (20/X) | 55 | W |
| F6 | 60 | at UCLA (19/X) | 58 | W |
| F7 | 82 | at USC (19/X) | 55 | W |
| F13 | 83 | Oregon (18/X) | 55 | W |
| F14 | 64 | UCLA (18/X) | 51 | W |
| F20 | 61 | at Wash. State (15/X) | 37 | W |
| F21 | 65 | at Idaho (15/X) | 46 | W |
| F23 | 57 | at Oregon St. (15/X) | 40 | W |
| F27 | 70 | USC (12/X) | 64 | W |
| F28 | 65 | Washington St. (12/X) | 45 | W |
| M7 | 55 | Oregon State (11/X) | 52 | W |
| M13 | 71 | Utah+ (11/18) | 53 | W |
| M14 | 66 | St. Mary's+ (11/15) | 46 | W |
| M20 | 64 | Cincinnati& (11/5) | 58 | W |
| M21 | 71 | West Virginia& (11/10) | 70 | W |

+ NCAA Western Regional, San Francisco, CA
& NCAA Final Four, Louisville, KY
Primary Starters
F-Bob Dalton, 6-3, Sr., 7.3
F-Jack Groat, 6-5, Sr., 5.5
C-Darrall Imhoff, 6-10, Jr., 11.5
G-Denny Fitzpatrick, 6-0, Sr., 13.3
G-Al Buch, 6-2, Sr., 9.2 (Capt.)

1959-60
(28-2, 11-1/1st AAWU)
NCAA RUNNER-UP
Head Coach: Pete Newell

| CAL | OPP | | | |
|-----|-----|-----------------------|----|---|
| D4 | 59 | at UC Santa Barbara | 47 | W |
| D8 | 65 | at San Francisco | 40 | W |
| D12 | 54 | San Jose State | 43 | W |
| D18 | 51 | Colorado | 47 | W |
| D19 | 79 | Colorado | 46 | W |
| D23 | 71 | Michigan State (4/11) | 60 | W |
| D28 | 62 | Illinois+ (4/10) | 48 | W |
| D29 | 65 | USC+ (OT) (3/X) | 61 | W |
| D30 | 65 | West Virginia+ (3/2) | 45 | W |
| J2 | 57 | at USC (3/X) | 65 | L |
| J4 | 60 | at USC (3/X) | 45 | W |
| J8 | 59 | UCLA (2/X) | 47 | W |
| J9 | 52 | at Stanford (2/X) | 43 | W |
| J15 | 54 | Washington St. (2/X) | 43 | W |
| J16 | 79 | Washington (2/X) | 39 | W |
| J29 | 70 | Oregon (3/X) | 45 | W |
| J30 | 67 | Oregon State (3/X) | 48 | W |
| F5 | 68 | Washington (3/X) | 53 | W |
| F12 | 57 | USC (3/X) | 46 | W |
| F13 | 53 | UCLA (3/X) | 45 | W |

| | | | | |
|---|----|-----------------------|----|---|
| F20 | 67 | at UCLA (3/X) | 57 | W |
| F26 | 54 | at Washington (4/X) | 47 | W |
| F27 | 62 | at Oregon State (4/X) | 47 | W |
| M4 | 51 | Stanford (3/X) | 42 | W |
| M5 | 70 | at Stanford (3/X) | 51 | W |
| M8 | 71 | Idaho State& (2/X) | 44 | W |
| M11 | 69 | Santa Clara (2/X) | 49 | W |
| M12 | 70 | Oregon (2/X) | 49 | W |
| M17 | 77 | Cincinnati* (2/1) | 69 | W |
| M18 | 55 | Ohio State* (2/3) | 75 | L |
| + Los Angeles Invitational, Los Angeles, CA & NCAA Regional, San Francisco, CA = NCAA Regional, Seattle, WA * NCAA Final Four, San Francisco, CA | | | | |
| Primary Starters | | | | |
| F-Tandy Gillis, 6-6, Sr., 9.6 | | | | |
| F-Bill McClintock, 6-4, Jr., 11.9 | | | | |
| C-Darrall Imhoff, 6-10, Sr., 13.7 | | | | |
| G-Earl Schultz, 6-4, Jr., 9.5 | | | | |
| G-Bob Wendell, 5-8, Jr., 4.9 | | | | |



RENE HERRERIAS
1961-68
449-294 (.604)

1960-61
(13-9, 5-7/4th AAWU)
Head Coach: Rene Herrerias

| CAL | OPP | | | |
|-----|-----|------------------------|----|---|
| D3 | 60 | UC Santa Barbara | 54 | W |
| D6 | 43 | San Jose State | 39 | W |
| D10 | 51 | St. Mary's | 43 | W |
| D16 | 53 | San Francisco | 39 | W |
| D19 | 62 | at Northwestern | 40 | W |
| D21 | 53 | St. Louis+ (OT) (X/16) | 54 | L |
| D22 | 72 | Illinois+ | 54 | W |
| D28 | 80 | Iowa& (4 OT) | 83 | L |
| D29 | 63 | Minnesota& | 49 | W |
| D30 | 40 | Stanford& | 36 | W |
| J6 | 50 | USC | 57 | L |
| J7 | 57 | USC | 65 | L |
| J10 | 52 | Stanford | 53 | L |
| J14 | 46 | at UCLA (X/10) | 54 | L |
| F1 | 60 | Mutual AAU | 52 | W |
| F2 | 52 | Serv Pac (Ex.) | 39 | W |
| F3 | 66 | Sub Pac (Ex.) | 52 | W |
| F4 | 64 | Hawaii Marines (Ex.) | 71 | L |
| F10 | 50 | at Washington | 70 | L |
| F11 | 58 | at Washington (OT) | 59 | L |
| F17 | 52 | at Stanford | 50 | W |
| F18 | 64 | Stanford | 61 | W |
| F24 | 66 | UCLA | 65 | W |
| M3 | 52 | Washington (OT) | 51 | W |
| M10 | 69 | at USC (X/7) | 57 | W |
| M11 | 55 | at UCLA | 59 | L |

+ Kentucky Classic, Lexington, KY
& Los Angeles Invitational, Los Angeles, CA
= at Hawaii - Ex. not included in official records
Primary Starters
F-Bill McClintock, 6-4, Sr., 15.0 (Capt.)
F-Dave Stafford, 6-3, Sr., 7.5
C-Stan Morrison, 6-7, Sr., 10.8
G-Earl Shultz, Sr., 9.9
G-Bobby Wendell, 5-8, Sr., 3.6

1961-62
(8-17, 2-10/5th AAWU)
Head Coach: Rene Herrerias

| CAL | OPP | | | |
|-----|-----|-----------------------|----|---|
| D2 | 55 | Pacific | 44 | W |
| D6 | 58 | St. Mary's | 57 | W |
| D9 | 57 | at San Francisco (OT) | 59 | L |
| D12 | 46 | Santa Clara | 53 | L |
| D15 | 47 | at Colorado | 63 | L |
| D16 | 60 | at Colorado | 66 | L |
| D18 | 58 | at Utah | 64 | L |
| D22 | 50 | Nebraska | 49 | W |
| D23 | 57 | St. Louis | 55 | W |
| D27 | 54 | Washington State+ | 61 | L |
| D29 | 76 | Michigan+ | 67 | W |
| D30 | 85 | Michigan State+ | 72 | W |
| J5 | 41 | at USC (X/6) | 68 | L |
| J6 | 52 | at USC (X/6) | 79 | L |
| J12 | 60 | UCLA | 71 | L |
| J13 | 42 | at Stanford | 74 | L |
| F2 | 56 | Loyola Marymount | 68 | L |
| F3 | 57 | Washington | 62 | L |
| F9 | 63 | Washington | 70 | L |
| F16 | 51 | Stanford | 64 | L |
| F17 | 54 | at Stanford | 59 | L |
| F23 | 62 | at UCLA | 68 | L |
| M3 | 68 | at Washington (OT) | 65 | W |
| M9 | 61 | USC | 60 | W |
| M10 | 54 | UCLA | 66 | L |

+ Far West Classic, Portland, OR
Primary Starters
F-Ed Donahue, 6-5, Sr., 6.1 (Capt.)
F-Don Lauer, 6-2, Jr., 9.4
C-Chris Carpenter, 6-8, So., 6.6
G-Dick Smith, 6-0, Jr., 12.0
G-Dennis Vollom, 6-3, Jr., 3.3

1962-63
(13-11, 4-8/5th AAWU)
Head Coach: Rene Herrerias


| CAL | OPP | | | |
|-----|-----|-----------------------|----|---|
| D1 | 72 | Utah | 66 | W |
| D5 | 77 | St. Mary's | 63 | W |
| D8 | 62 | San Francisco | 57 | W |
| D14 | 61 | at Oregon State (X/9) | 59 | W |
| D15 | 60 | at Oregon State (X/9) | 70 | L |
| D21 | 70 | Texas | 62 | W |
| D22 | 60 | Wyoming | 55 | W |
| D27 | 85 | Seattle+ (OT) | 77 | W |
| D28 | 50 | Oregon State+ | 58 | L |
| D29 | 78 | Oregon+ | 46 | W |
| J4 | 72 | USC | 65 | W |
| J5 | 78 | USC | 69 | W |
| J8 | 68 | Stanford (2 OT) | 70 | L |
| J12 | 58 | at UCLA | 63 | L |
| F1 | 55 | Oregon | 60 | L |
| F2 | 79 | Oregon | 58 | W |
| F8 | 62 | at Washington | 64 | L |
| F9 | 58 | at Washington | 65 | L |
| F15 | 61 | at Stanford (X/8) | 60 | W |
| F16 | 58 | Stanford (X/8) | 68 | L |
| F23 | 57 | UCLA | 64 | L |
| M1 | 50 | Washington | 45 | W |
| M8 | 63 | at USC (OT) | 77 | L |
| M9 | 53 | at UCLA | 72 | L |

+ Far West Classic, Portland, OR
Primary Starters
F-Don Lauer, 6-2, Sr., 8.8
F-Chris Carpenter, 6-8, Jr., 3.6
C-Camden Wall, 6-10, Jr., 13.5
G-Dick Smith, 6-0, Sr., 14.6 (Capt.)
G-Bruce Ballmer, 6-2, Jr., 4.5

1963-64
(11-13, 8-7/3rd AAWU)
Head Coach: Rene Herrerias

| CAL | OPP | | | |
|-----|-----|--------------------|----|---|
| D4 | 65 | St. Mary's | 50 | W |
| D7 | 60 | at San Francisco | 64 | L |
| D13 | 65 | Oregon State (X/9) | 55 | W |
| D14 | 49 | Oregon State (X/9) | 61 | L |
| D18 | 58 | at Arizona | 64 | L |

M12 79 Oregon State.....66 W
 M14 87 Oregon.....76 W
 # Central Fidelity Classic, Richmond, VA
 @ at Tulsa, OK
 \$ Oakland Coliseum
Primary Starters
 F-Brian Hendrick, 6-9, Jr., 16.1
 F-Lamond Murray, 6-6, Fr., 13.8
 F-Alfred Grigsby, 6-8, Fr., 10.2
 G-K.J. Roberts, 5-11, Fr., 8.3
 G-Bill Elleby, 6-3, Sr., 11.9



TODD BOZEMAN
 1993-96
 35-63 (.357)

1992-93
(21-9, 12-6/2nd Pac-10)
Head Coaches:
Lou Campanelli (10-7)
Todd Bozeman (11-2)

| CAL | OPP |
|------------------------------|------|
| D1 89 Sacramento State\$ | 65 W |
| D5 80 Oklahoma State | 65 W |
| D7 89 at San Francisco | 79 W |
| D20 80 at Santa Clara (25/X) | 73 W |
| D22 81 Wake Forest\$ (21/X) | 65 W |
| D29 75 James Madison# (19/X) | 90 L |
| D30 54 Cornell# | 74 L |
| J3 84 Texas Southern | 69 W |
| J7 82 Oregon | 65 W |
| J9 63 Oregon State | 64 L |
| J14 83 Stanford | 66 W |
| J21 65 at USC | 67 L |
| J24 104 at UCLA (X/23) | 82 W |
| J28 79 Washington | 65 W |
| J30 75 Washington State | 83 L |
| F4 83 at Arizona State | 90 L |
| F7 81 at Arizona *(X/8) | 93 L |
| F10 92 CS Northridge | 68 W |
| F14 86 at Stanford | 61 W |
| F18 86 USC (OT) | 83 W |
| F20 71 UCLA\$ | 85 L |
| F25 76 at Washington State | 67 W |
| F27 76 at Washington | 75 W |
| M4 74 Arizona\$ (X/3) | 71 W |
| M6 91 Arizona State& | 67 W |
| M11 78 at Oregon State | 72 W |
| M13 79 at Oregon | 76 W |
| M18 66 LSU@ | 64 W |
| M20 82 Duke@ (X/10) | 77 W |
| M25 76 Kansas% (X/9) | 93 L |

\$ Oakland Coliseum
 # Seton Hall Meadowlands Classic, E. Rutherford, NJ
 @ NCAA Midwest Regional, Rosemont Horizon, Rosemont, IL
 % NCAA Midwest Regional, St. Louis Arena, St. Louis, MO
Primary Starters
 F-Lamond Murray, 6-7, So., 19.1
 F-Alfred Grigsby, 6-9, So., 10.0
 C-Brian Hendrick, 6-9, Sr., 10.4
 G-Jason Kidd, 6-4, Fr., 13.0
 G-K.J. Roberts, 5-11, So., 5.1

1993-94
(22-8, 13-5/T2nd Pac-10)
Head Coach: Todd Bozeman

| CAL | OPP |
|---------------------------------|------|
| N17 81 Santa Clara# (6/X) | 74 W |
| N19 56 at Kansas@ (6/9) | 76 L |
| D1 82 at Texas Southern (13/X) | 70 W |
| D4 67 Santa Clara^ (13/X) | 80 L |
| D10 80 Maryland-BC% (25/X) | 48 W |
| D12 83 Tulane% | 70 W |
| D23 85 Richmond | 78 W |
| D30 73 at Wake Forest | 72 W |
| J2 94 St. Mary's^ | 77 W |
| J6 70 Washington St. (24/X) | 54 W |
| J8 79 Washington (24/X) | 64 W |
| J13 98 at Arizona (OT) (19/6) | 93 W |
| J15 60 at Arizona St. (19/X) | 63 L |
| J20 79 at Stanford (21/X) | 88 L |
| J27 77 USC^ | 68 W |
| J30 85 UCLA^ (X/1) | 70 W |
| F3 67 at Oregon St. (19/X) | 61 W |
| F5 81 at Oregon (19/X) | 61 W |
| F7 93 CS Northridge (18/X) | 63 W |
| F10 95 Arizona State (18/X) | 78 W |
| F13 77 Arizona (18/16) | 96 L |
| F17 80 Stanford (19/X) | 62 W |
| F20 89 Cincinnati* (19/23) | 80 W |
| F24 92 at UCLA (17/15) | 88 W |
| F26 78 at USC (OT) (17/X) | 86 L |
| M3 82 Oregon (20/X) | 73 W |
| M5 74 Oregon State^ (20/X) | 44 W |
| M10 62 at Washington (16/X) | 56 W |
| M12 82 at Washington St. (X/16) | 94 L |
| M17 57 Wisc.-Green Bay\$ (16/X) | 61 L |

Preseason NIT, San Jose Arena
 @ Preseason NIT, Lawrence, KS
 ^ Oakland Coliseum
 % Otis Spunkmeyer Classic, Oakland Coliseum
 * 7UP Shoot-Out, Orlando, FL
 \$ NCAA West Regional, Ogden, UT

Primary Starters
 F-Lamond Murray, 6-7, Jr., 24.3
 F-Michael Stewart, 6-10, Fr., 3.7
 C-Ryan Jamison, 6-11, Jr., 7.5
 G-Jason Kidd, 6-4, So., 16.7
 G-Monty Buckley, 6-6, Jr., 12.8

1994-95
(13-14, 5-13/T8th Pac-10)
Head Coach: Todd Bozeman

| CAL | OPP |
|--------------------------------|-------|
| N26 82 Texas Southern | 69 W+ |
| N29 69 at N. Arizona | 66 W+ |
| D3 85 Pacific | 66 W+ |
| D5 93 San Francisco# | 59 W+ |
| D17 82 Minnesota# | 75 W+ |
| D21 89 at Cincinnati (24/13) | 76 W+ |
| D28 79 Columbia* (14/X) | 43 W+ |
| D29 73 Alabama* (OT) (14/X) | 76 L |
| J5 71 at Washington St. (17/X) | 83 L |
| J7 84 at Washington (17/X) | 76 W+ |
| J12 86 Arizona (20/13) | 99 L |
| J14 68 Arizona State# (20/12) | 73 L |
| J19 73 Stanford (X/21) | 78 L |
| J22 76 at CS Northridge | 65 W+ |
| J26 76 at USC | 58 W+ |
| J28 100 at UCLA (X/4) | 93 W+ |
| F2 67 Oregon State | 76 L |
| F4 86 Oregon# (X/22) | 94 L |
| F9 81 at Arizona State (X/14) | 100 L |
| F12 74 at Arizona (X/9) | 72 W+ |
| F15 70 at Stanford (X/17) | 83 L |
| F23 88 UCLA (X/2) | 104 L |
| F25 95 USC | 74 W+ |
| M2 82 at Oregon | 95 L |
| M4 67 at Oregon State | 83 L |
| M9 73 Washington# (OT) | 74 L |
| M11 89 Washington State | 92 L |

Oakland Coliseum Arena
 * Otis Spunkmeyer Classic, Oakland Coliseum Arena
 + games later forfeited by Cal for use of ineligible player
Primary Starters

F-Monty Buckley, 6-6, Sr., 16.1
 F-Tremaine Fowlkes, 6-7, Fr., 13.4
 C-Michael Stewart, 6-10, So., 3.9
 G-Anwar McQueen, 6-1, So., 4.2
 G-Jelani Gardner, 6-6, Fr., 10.7

1995-96
(17-11, 11-7/4th Pac-10)
Head Coach: Todd Bozeman

| CAL | OPP |
|---------------------------------|-------|
| N25 111 Northern Arizona | 83 W+ |
| N29 112 at Texas Southern | 73 W+ |
| D5 83 at San Francisco | 70 W+ |
| D16 70 at Minnesota | 67 W+ |
| D20 70 Cincinnati# (24/9) | 77 L |
| D23 69 Illinois^ (24/14) | 83 L |
| D28 75 Holy Cross* | 64 W+ |
| D29 58 Kansas State* | 65 L |
| J4 99 Arizona# (X/18) | 75 W+ |
| J6 97 Arizona State# | 82 W+ |
| J11 63 at USC | 60 W+ |
| J13 73 at UCLA (X/17) | 93 L |
| J18 70 Oregon State | 52 W+ |
| J20 97 Oregon | 72 W+ |
| J25 87 at Washington St. (25/X) | 79 W |
| J27 69 at Washington (25/X) | 71 L |
| J31 79 at Stanford | 93 L |
| F4 62 DePaul% | 59 W+ |
| F8 65 UCLA# (X/17) | 73 L |
| F10 85 USC | 69 W+ |
| F15 58 at Oregon | 60 L |
| F17 57 at Oregon State | 51 W+ |
| F22 67 Washington | 56 W |
| F24 71 Washington State | 67 W+ |
| M3 85 Stanford (X/25) | 69 W+ |
| M7 53 at Arizona State | 56 L |
| M9 68 at Arizona (X/11) | 71 L |
| M14 64 Iowa State! (X/17) | 75 L= |

Oakland Coliseum Arena
 * United Center, Chicago, IL
 ^ Otis Spunkmeyer Classic, Oakland Coliseum Arena
 % Bay Area Classic, San Jose, CA
 ! NCAA Midwest Regional, Dallas, TX
 + games later forfeited by Cal due to ineligible player
 = game later vacated due to ineligible player

Primary Starters
 F-Shareef Abdur-Rahim, 6-10, Fr., 21.1
 F-Tony Gonzalez, 6-6, So., 5.3
 G-Randy Duck, 6-2, Jr., 9.1
 G-Ed Gray, 6-3, Jr., 15.6
 G-Anwar McQueen, 6-1, Jr., 3.3



BEN BRAUN
 1997-2008
 219-154 (.587)

1996-97
(23-9, 12-6/T2nd Pac-10)
Head Coach: Ben Braun

| CAL | OPP |
|------------------------------|------|
| N25 75 Iowa# (X/25) | 59 W |
| N26 67 Kansas# (X/2) | 85 L |
| N27 59 Massachusetts# (X/15) | 55 W |
| N30 97 Texas Southern | 60 W |
| D3 89 Illinois (2OT) | 88 W |
| D8 64 Maryland+ | 80 L |
| D9 78 Mississippi State+ | 45 W |



Table with columns for year, score, opponent, and result. Includes opponents like Penn State, San Francisco, Howard, Cal Poly SLO, Arizona, Oregon State, Washington St., Stanford, UCLA, USC, Oregon, Washington, Princeton, and North Carolina.

Maui Invitational, Lahaina, HI
+ Franklin National Bank Classic, Landover, MD
^ Jimmy V Classic, East Rutherford, NJ
= Golden Bear Classic, Berkeley, CA
* Cow Palace, San Francisco, CA
! NCAA East Regional, Winston-Salem, NC
@ NCAA East Regional, Syracuse, NY

1997-98 (12-15, 8-10 Pac-10) Head Coach: Ben Braun

Table with columns for CAL and OPP, listing opponents like North Carolina, St. Mary's, San Francisco, Houston, Portland State, Brigham Young, New Hampshire, Va. Commonwealth, Oregon, Oregon State, Stanford, UCLA, USC, Washington (OT), Washington State, Arizona State, Arizona, Rhode Island, USC, UCLA, Washington State, Washington, Arizona, Oregon State, and Oregon.

* New Arena in Oakland
! Golden Bear Classic, Oakland, CA
Pete Newell Challenge, Oakland, CA
^ Providence, RI
Primary Starters
F-Sean Marks, 6-11, Sr., 9.8
F-Sean Lampley, 6-7, Fr., 8.4
C-Francisco Elson, 7-0, Jr., 5.0
G-Geno Carlisle, 6-3, Jr., 17.9
G-Thomas Kilgore, 6-2, Jr., 12.9

1998-99 (22-11, 8-10 /T5th Pac-10) Head Coach: Ben Braun

Table with columns for CAL and OPP, listing opponents like Hawaii, Eastern Washington, DePaul, Houston, and Rhode Island.

Table with columns for year, score, opponent, and result. Includes opponents like Coppin State, Brigham Young, Eastern Kentucky, SW Louisiana, North Carolina, Oregon, Oregon State, Stanford, UCLA, USC, Washington, Washington State, Arizona State, Arizona, USC, UCLA, Washington State, Washington, Arizona, Stanford, Fresno State, DePaul, Colorado State, and Oregon!

* New Arena in Oakland
= Golden Bear Classic, Oakland, CA
Pete Newell Challenge, Oakland, CA
+ National Invitation Tournament, Oakland, CA
^ National Invitation Tournament, Rosemont, IL
! National Invitation Tournament, New York, NY
Primary Starters
F-Sean Lampley, 6-7, So., 12.4
F-Mike Gill, 6-6, Sr., 10.3
C-Francisco Elson, 7-0, Sr., 5.7
G-Geno Carlisle, 6-3, Sr., 15.9
G-Thomas Kilgore, 6-2, Sr., 14.2

1999-2000 (18-15, 7-11 /7th Pac-10) Head Coach: Ben Braun

Table with columns for CAL and OPP, listing opponents like TCU, Houston, Oklahoma, Pacific, Hofstra, Colorado, San Jose State, UC Irvine, Gonzaga, Boston Univ., Pennsylvania, Davidson, Arizona, Arizona State, Oregon, Stanford, Washington State, Washington, USC, UCLA, Oregon State, Oregon, Washington, Washington St. (OT), UCLA, USC, Arizona State, Arizona, Georgetown, Wake Forest, and Long Beach State.

* Top of the World Classic, Fairbanks, AK
+ Pete Newell Challenge, Oakland, CA
Golden Bear Classic, Berkeley, CA
^ National Invitation Tournament, Berkeley, CA
= National Invitation Tournament, Greensboro, NC
Primary Starters
F-Sean Lampley, 6-7, Jr., 16.6
F-Ryan Forehan-Kelly, 6-5, So., 3.8
C-Solomon Hughes, 6-11, So., 5.1
G-Shantay Legans, 5-10, Fr., 9.4
G-Donte Smith, 6-2, Fr., 6.2

2000-01 (20-11, 11-7 /T4th Pac-10) Head Coach: Ben Braun

Table with columns for CAL and OPP, listing opponents like Mississippi St., Texas, Saint Louis, UC Irvine, Cleveland State, Colorado, Albany, vs. Georgia, Coppin State, Yale, LaSalle, Arizona, Oregon, Oregon State, Stanford, South Florida, Washington St. (OT), Washington, UCLA, USC, Oregon State, Stanford, Washington, Washington State, UCLA, USC, Oregon State, Oregon, Washington, and vs. Fresno State.

* Preseason NIT
+ Pete Newell Challenge, Oakland, CA
Golden Bear Classic, Berkeley, CA
^ NCAA South Regional, Memphis, TN
Primary Starters
F-Sean Lampley, 6-7, Sr., 19.5
F-Joe Shipp, 6-5, So., 8.4
C-Solomon Hughes, 6-11, Jr., 8.2
G-Shantay Legans, 5-10, So., 9.5
G-Brian Wethers, 6-5, So., 8.5

2001-02 (23-9, 12-6 /T2nd Pac-10) Head Coach: Ben Braun

Table with columns for CAL and OPP, listing opponents like Princeton, E. Washington, Santa Clara, New Mexico, South Florida, Saint Louis, Fresno State, Mount St. Mary's, Harvard, Stanford, Stanford, Stanford, Oregon, Oregon State, Washington, Washington State, USC, UCLA, Arizona, Arizona State, Oregon State, Oregon (2OT), Washington State, Washington, UCLA, USC, Arizona, vs. Pennsylvania, and Pittsburgh.

* BCA Classic, Berkeley, CA
Golden Bear Classic, Berkeley, CA
+ Pac-10 Tournament, Los Angeles, CA
^ NCAA South Regional, Pittsburgh, PA
Primary Starters
F-Jamal Sampson, 6-11, Fr., 6.4
F-Joe Shipp, 6-5, Jr., 14.8
C-Solomon Hughes, 6-11, Sr., 7.7
G-Shantay Legans, 5-10, Jr., 8.1
G-Brian Wethers, 6-5, Jr., 10.3

2013-14
(21-14, 10-8/T-3rd)

Head Coach: Mike Montgomery

| CAL | | OPP | |
|------------|----|---------------------------|--------|
| N11 | 78 | CSU Bakersfield..... | 65 W |
| N8 | 83 | Coppin State | 64 W |
| N12 | 77 | Denver | 50 W |
| N15 | 64 | Oakland..... | 60 W |
| N18 | 75 | Southern Utah..... | 47 W |
| N25 | 85 | Arkansas^..... | 77 W |
| N26 | 81 | Syracuse^ (X,7)..... | 92 L |
| N27 | 82 | Dayton^..... | 64 L |
| D2 | 73 | UC Irvine..... | 56 W |
| D6 | 65 | at UC Santa Barbara..... | 72 L |
| D10 | 92 | Nevada..... | 84 W |
| D14 | 67 | Fresno State | 56 W |
| D22 | 54 | at Creighton | 68 L |
| D28 | 90 | Furman..... | 60 W |
| J2 | 69 | at Stanford*..... | 62 W |
| J9 | 96 | at Oregon* (X, 13)..... | 83 W |
| J11 | 88 | at Oregon State*..... | 83 W |
| J15 | 82 | Washington*..... | 56 W |
| J18 | 76 | Washington State*..... | 55 W |
| J22 | 69 | at USC*..... | 77 L |
| J26 | 64 | at UCLA*..... | 76 L |
| J29 | 78 | Arizona State*..... | 89 Lot |
| F1 | 60 | Arizona* (X, 1)..... | 58 W |
| F5 | 69 | Stanford*..... | 80 L |
| F12 | 80 | at Washington State*..... | 76 Wot |
| F15 | 72 | at Washington*..... | 59 W |
| F19 | 66 | UCLA*..... | 86 L |
| F23 | 77 | USC*..... | 64 W |
| F26 | 59 | at Arizona* (X, 3)..... | 87 L |
| M1 | 60 | at Arizona State*..... | 78 L |
| M5 | 59 | Utah*..... | 63 L |
| M8 | 66 | Colorado*..... | 65 Wot |
| M13 | 56 | Colorado&..... | 59 L |
| M19 | 77 | Utah Valley%..... | 64 W |
| M24 | 75 | Arkansas%..... | 64 W |
| M26 | 65 | at SMU#..... | 67 L |

* Pac-12 Conference game
 ^ EA Sports Maui Invitational (Maui, Hawaii)
 & Pac-12 Tournament (Las Vegas, Nev.)
 % National Invitation Tournament (Berkeley, Calif.)
 # National Invitation Tournament (Houston, Texas)

Primary Starters

G-Tyrone Wallace, 6-5, So., 11.3
 G-Justin Cobbs, 6-3, Sr., 15.6
 G-Jabari Bird, 6-6, Fr., 8.3
 F-Richard Solomon, 6-10, Sr., 11.0
 F-David Kravish, 6-9, Jr., 11.4

**YOUR LEGACY IS ON THE LINE.
YOUR POWERS ARE ABOUT TO FACE
THE ULTIMATE TEST.
YOUR FATE RESTS IN YOUR HANDS:
COME HOME WITH THE TITLE, OR BE
LOST TO HISTORY.
BECOME IMMORTAL.**



NIKE.COM/BASKETBALL

Cal[®]



CALIFORNIA

MEDIA INFORMATION



WALTER A. HAAS JR.
1916-1995



A self-described “loving, loyal and grateful Cal alumnus,” Walter A. Haas Jr. and his wife, Evelyn, committed the lead gift of \$11 million for the

pavilion that now bears his name.

A 1937 Cal graduate who lettered in tennis as a senior, Haas joined Levi Strauss & Co. in 1939. He and his brother, Peter E. Haas '40, went on to lead the San Francisco-based company – the fourth generation of their family to do so – from a regional work pants manufacturer into the largest clothing maker in the world. Haas served in various capacities, including president, chief executive officer and chairman of the board.

Haas and his wife created the Evelyn and Walter Haas Jr. Fund in 1953, which he chaired until his death in 1995. Since its founding, the fund, which aspires to serve as a voice of hope and a positive, unifying force for social change, has made grants in excess of \$300 million.

Most recently, in 2014, the fund donated \$10 million to provide the arena with major renovations that will include a new center-hung scoreboard, upgraded sound and lighting systems, and modernized video production facilities beginning in 2015.

On the same site where beloved Harmon Gym stood for more than 60 years, the Water A. Haas Jr. Pavilion has risen as a modern sports facility that retains the old building’s famous spirit.

The building is named for Haas '37, who, with his wife, Evelyn, provided the lead gift for the renovation. A member of the tennis team while an undergraduate at Cal, he went on to a long career with Levi Strauss & Co., serving as both chief executive officer and chairman of the board during his tenure with the company.

The playing surface in the arena is named for Pete Newell, the Hall of Fame coach who directed Cal to the 1959 NCAA championship and later coached the U.S. team to a gold medal at the 1960 Olympics.

Since Haas Pavilion opened in November 1999, the Bears have won more than 70 percent of their games, posting a 180-57 record on Pete Newell Court. Cal has put together three of the eight longest home winning streaks in school history in Haas, including a 17-game string from Feb. 2, 2002, until Feb. 15, 2003. The Bears were also a combined 30-2 in Berkeley during the 2001-02 and 2002-03 campaigns.

In Mike Montgomery’s first four seasons as head coach, Cal achieved a record of 60-10 on the home court.

Much of the credit for Cal’s success can be attributed to the Haas crowds, which have ranked second in the Pac-12 six times since the building opened. The Bears have

averaged more than 10,000 fans per game on five occasions and in 2003-04, set a school record with an average of 10,839 in 15 home games.

Inside Haas Pavilion, Cal basketball players have access to some of the finest facilities in the nation. In addition to the 11,877-seat arena, the Bears have a spacious, wood-paneled locker room, a team meeting room that can be used for film study, a player lounge, and a dedicated computer resource area. Other features in the building include state-of-the-art athletic training and weight rooms, a student-athlete computer lab and a Club Room used for receptions, banquets and press conferences.

YEAR-BY-YEAR IN HAAS PAVILION

| Year | Record | Average |
|---------|--------|---------|
| 1999-00 | 11-7 | 10,707 |
| 2000-01 | 14-3 | 10,273 |
| 2001-02 | 17-1 | 10,094 |
| 2002-03 | 13-1 | 10,473 |
| 2003-04 | 11-4 | 10,839 |
| 2004-05 | 8-9 | 8,735 |
| 2005-06 | 12-3 | 9,324 |
| 2006-07 | 8-7 | 8,443 |
| 2007-08 | 11-8 | 7,915 |
| 2008-09 | 16-2 | 8,624 |
| 2009-10 | 15-1 | 9,423 |
| 2010-11 | 12-6 | 7,893 |
| 2011-12 | 17-1 | 8,532 |
| 2012-13 | 11-5 | 8,297 |
| 2013-14 | 15-4 | 7,754 |

MOST POINTS

Team: 127 vs. Oklahoma City (67), Jan. 3, 1971
 Opponent: 113, UCLA vs. Cal (93), Feb. 27, 1976
 Both Teams: 219, Arizona State (111) vs. Cal (108),
 Jan. 8, 2000 (2OT)
 Cal Individual: 41, Ray Murry vs. Stanford, March 5, 1977
 Opp. Individual: 61, Eddie House, Arizona State, Jan. 8, 2000
 (2OT)

MOST FIELD GOALS MADE

Team: 49 vs. UC San Diego, Dec. 15, 1979
 Opponent: 46, UCLA, Feb. 27, 1976
 Cal Individual: 17, Dick Tamberg vs. Stanford, Feb. 26, 1954
 17, Mark McNamara vs. Seattle Pacific,
 Dec. 22, 1980
 Opp. Individual: 19, John Williamson, New Mexico State,
 Jan. 17, 1972
 19, Lew Alcindor, UCLA, Jan. 12, 1968

MOST FIELD GOALS ATTEMPTED

Team: 94 vs. Colorado, Nov. 30, 1974
 Opponent: 95, UCLA, Jan. 16, 1971
 Cal Individual: 31, Bob McKeen vs. UCLA, Feb. 19, 1955
 Opp. Individual: 36, John Williamson, New Mexico State,
 Jan. 17, 1972

HIGHEST FIELD GOAL PERCENTAGE

Team: 68.5 vs. Nebraska, Dec. 10, 1965 (37-54)
 68.5 vs. Central Connecticut, Dec. 30, 1988
 (37-54)
 68.5 vs. Arizona State, Jan. 5, 1989 (37-54)
 Opponent: 68.9, Loyola, Dec. 15, 1973
 Cal Individual: 100.0, Brian Hendrick vs. San Francisco,
 Dec. 2, 1990 (10-10)
 Opp. Individual: 100.0, Marques Johnson, UCLA,
 Feb. 27, 1976 (11-11)

MOST 3-POINT FIELD GOALS MADE

Team: 14 vs. Fresno State, Dec. 11, 2001
 Opponent: 18, Oregon, Feb. 9, 2008
 Cal Individual: 9, Joe Shipp vs. Fresno State, Dec. 11, 2001
 Opp. Individual: 7, 5 times, last by Thomas Kelati,
 Washington State, March 5, 2005

MOST 3-POINT FIELD GOALS ATTEMPTED

Team: 32 vs. Santa Clara, Nov. 20, 2001
 Opponent: 35, USC, March 4, 2006
 Cal Individual: 12, Joe Shipp vs. Fresno State, Dec. 11, 2001
 12, Richard Midgley vs. Oregon State,
 Jan. 7, 2006
 12, Jerome Randle vs. Washington State,
 Jan. 14, 2010
 Opp. Individual: 14, 3 times, last by Chris Warren, Ole Miss,
 March 16, 2011

HIGHEST 3-POINT FIELD GOAL PCT.

Team: 83.3 vs. Oregon, Jan. 5, 1990 (10-12)
 Opponent: 81.8, U.S. International, Dec. 16, 1987 (9-11)
 Cal Individual: 100.0, Amit Tamir vs. Arizona State,
 March 2, 2003 (5-5)
 100.0, Eric Vierneisel vs. Washington,
 March 1, 2008 (5-5)
 Opp. Individual: 100.0 (5-5), 2 times, last by Manny Quezada,
 San Francisco, November 18, 2008

MOST FREE THROWS MADE

Team: 39 vs. Stanford, Jan. 19, 1985
 Opponent: 36, Oregon, Feb. 10, 1977 (5OT)
 Cal Individual: 20, Dave Butler vs. Arizona State, Feb. 26, 1987
 Opp. Individual: 17, Kiwane Garris, Illinois, Dec. 3, 1996 (2OT)

MOST FREE THROWS ATTEMPTED

Team: 55 vs. Oregon, Feb. 10, 1977 (5OT)
 Opponent: 49, Oregon, Feb. 10, 1977 (5OT)
 Cal Individual: 24, Dave Butler vs. Arizona State,
 Feb. 26, 1987
 Opp. Individual: 17, Kiwane Garris, Illinois, Dec. 3, 1996 (2OT)

HIGHEST FREE THROW PERCENTAGE

Team: 95.5 vs. Washington, Jan. 11, 1969 (21-22)
 Opponent: 100.0, Howard, Dec. 28, 1996 (20-20)
 100.0, Arizona, Feb. 1, 2014 (16-16)
 Cal Individual: 100.0, Ray Murry vs. LSU, Dec. 22, 1976
 (14-14)
 Opp. Individual: 100.0, Kiwane Garris, Illinois, Dec. 3, 1996
 (17-17)
 100.0, Kaleb Tarczewski, Arizona, Feb. 1, 2014
 (12-12)
 100.0, Doug McDermott, Creighton, Dec. 15, 2013
 (10-10)

MOST REBOUNDS

Team: 86 vs. Oklahoma City, Jan. 3, 1972
 Opponent: 66, UCLA, March 1, 1969
 Cal Individual: 27, Bob Presley vs. St. Mary's, Dec. 6, 1967
 Opp. Individual: 21, Ed. Schweitzer, Stanford, March 5, 1976

MOST PERSONAL FOULS

Team: 36 vs. Oregon, Feb. 10, 1977 (5OT)
 Opponent: 42, Oregon, Feb. 10, 1977 (5OT)

MOST ASSISTS

Team: 32, 3 times, last vs. U.S. International,
 Dec. 19, 1990
 Opponent: 34, UCLA, Dec. 28, 1978
 Cal Individual: 14, Jason Kidd vs. Richmond, Dec. 23, 1993
 Opp. Individual: 17, Russell Brown, Arizona, Feb. 2, 1979

MOST STEALS

Team: 20 vs. Morgan State, Nov. 25, 1991
 Opponent: 17, Howard, Dec. 3, 2002
 17, San Francisco, Dec. 3, 1991
 Cal Individual: 8, Jason Kidd vs. Washington, Jan. 28, 1993
 Opp. Individual: 7, Seye Aluko, Howard, Dec. 3, 2002

MOST BLOCKED SHOTS

Team: 11, 3 times, vs. Washington State, Jan. 12, 2013
 vs. Harvard, Dec. 29, 2013,
 vs. Cal State Northridge, Feb. 10, 1993
 Opponent: 12, Washington, Feb. 22, 1996
 12, Northeastern vs. Cal State Northridge,
 Nov. 25, 2005
 12, Washington State, Feb. 13, 2010,
 Cal Individual: 7, 3 times, last by Michael Stewart vs. Stanford,
 Jan. 19, 1995
 Opp. Individual: 10, Shawn James, Northeastern vs. Cal State
 Northridge, Nov. 25, 2005

MOST MINUTES

Game: 65, California (107) vs. Oregon (102),
 Feb. 10, 1977 (5OT)
 Cal Individual: 63.5, Gene Ransom vs. Oregon, Feb. 10, 1977
 Opp. Individual: 63, Greg Ballard, Oregon, Feb. 10, 1977

The 2014-15 California Golden Bears Information Guide is designed to assist the media with their coverage of Cal men's basketball this season. Additional information, including media releases and photographs, may be obtained by contacting the Athletic Communications Office at (510) 642-5363 or at the Athletic Department's official website at CalBears.com. Please review the following policies and services that are intended to help you with your coverage of Cal basketball.

MEDIA CREDENTIALS

Direct all requests for media, photo and parking credentials for California home games to Doug Drabik, Assistant Director of Athletic Communications, University of California Athletics, 349 Haas Pavilion, Berkeley, CA 94720 (E-mail: ddrabik@berkeley.edu). Requests should be made in writing at least two days prior to the game. Requests for media covering a visiting team should be made through the opposing school's athletic communications director. Credentials will be held at the media will call table the day of the game unless other arrangements are made. Professional teams wanting to scout games in Haas Pavilion may purchase tickets through the Athletic Communications office.

MEDIA WILL CALL

The media will call table is located on the east side of Haas Pavilion, just left of the main entrance at Entry 1. It opens 90 minutes before tipoff and remains open through halftime. Identification is required to pick up credentials or tickets.

MEDIA PARKING

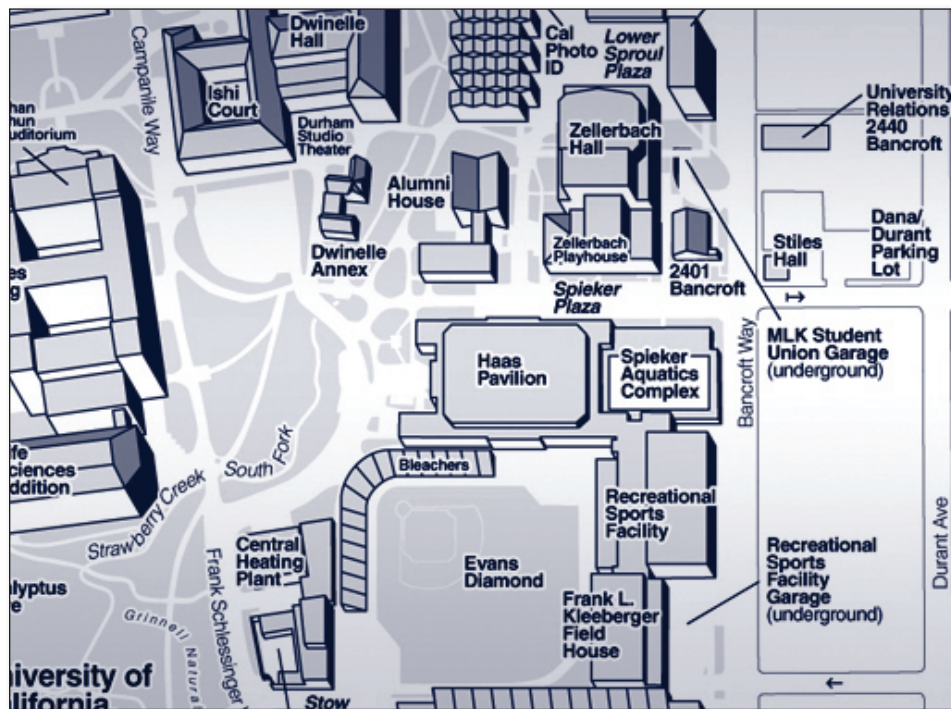
A limited number of media parking passes for lots near Haas Pavilion are available in advance from the Athletic Communications office. Requests should be made as far in advance as possible as passes can not be left at the media parking lot entrances.

DIRECTIONS TO HAAS PAVILION

Haas Pavilion is located on the Cal campus near the corner of Bancroft Way and Dana Street.

From San Francisco (first cross Bay Bridge), Interstate 80 and Interstate 880: take Highway 24 East. Exit at Claremont Avenue and turn left. Take another left at College Avenue and proceed north until it ends at Bancroft Way. Turn left on Bancroft, and Haas Pavilion is three blocks down on the right.

From Contra Costa County: take Highway 24 West toward San Francisco. Take the Berkeley exit (second exit after Caldecott Tunnel). The ramp merges with Ashby Avenue, then follow Ashby to College Avenue. Turn right on College, then left on Bancroft



Way. Haas Pavilion is three blocks down on the right.

GAME DAY SERVICES

The Cal Athletic Communications office furnishes rosters and pregame notes prior to each game in the media work room. Play-by-play accounts, halftime and final statistics, shot charts and postgame coaches' quotes are provided, as well. Wireless internet access is available both on press row and in the media work room. Telephones may be ordered by calling the Athletic Communications office at (510) 642-5363.

After a customary 10-minute cooling off period, Cal head coach Cuonzo Martin and requested Cal student-athletes, will address the media. The Cal locker room is closed following games. Postgame interviews for the visiting team will take place outside of their locker room.

ATHLETIC COMMUNICATIONS OFFICE

The Cal Athletic Communications office is located on the third floor of Haas Pavilion in room 349, on the west side of the building. Access is available by the elevator in the northwest corner of the arena.

PLAYER/COACH INTERVIEWS

Players and coaches are generally available for interviews daily, except game days, prior to the contest. Please request all interviews through the Athletic Communications office at (510) 642-3611. Phone interviews with Cal student-athletes will be conducted

on a call-back basis only, usually immediately before or after practice sessions. Media are prohibited from contacting student-athletes directly. All interviews must be arranged through the Cal Athletic Communications Office.

VISITING RADIO PHONE LINES

One ISDN and three dial lines are provided for visiting radio use, and all calls must be collect or credit card. Contact Doug Drabik in the Cal Athletic Communications office for more information.

WEEKLY NEWS CONFERENCES

The Cal Athletic Communications Office hosts weekly news conference during the season at Haas Pavilion. They are typically held on Mondays or Tuesdays, depending on the team's practice and competition schedule. Please contact Doug Drabik in the Cal Athletic Communications office in advance for exact times.

CALBEARS.COM

Information on the Cal men's basketball team is available on CalBears.com. News releases, statistics, game stories and audio/video links are updated daily. The website also provides live in-game statistics for all home games and many road games. The information guide is posted, including player profiles, school records and team history.

USEFUL PHONE NUMBERS

CAL ATHLETIC COMMUNICATIONS OFFICE

Men's Basketball Contact Doug Drabik
 Office (510) 642-3611
 Email..... ddrabik@berkeley.edu
 Cell (510) 517-9059

LOCAL HOTELS

Hilton Garden Inn San Francisco/
 Oakland Bay Bridge (1800 Powell St.) (510) 658-9300
(Ask for special Golden Bear rate)
 Berkeley Marina Doubletree (200 Marina Blvd.).... (510) 548-7920
 Hotel Durant (2600 Durant Ave.) (510) 845-8981
 Lafayette Park Hotel (3287 Mt. Diablo Blvd.) (925) 283-3700
 Claremont Resort (41 Tunnel Rd.)..... (510) 843-3000
 Oakland Marriott (1001 Broadway)..... (510) 451-4000
 Courtyard Emeryville (5555 Shellmound St.) (510) 652-8777
 Sheraton Four Points (1603 Powell St.) (510) 547-7888
 Hilton-Concord (1970 Diamond Blvd.)..... (925) 827-2000
 Walnut Creek Marriott (2355 N. Main St.) (925) 934-2000
 Hilton-Oakland Airport (1 Hegenberger Rd.) (510) 635-5000

RESTAURANTS

Pappy's Grill & Sports Bar (2367 Telegraph Ave.). (510) 405-1000
 Paragon in the Claremont (41 Tunnel Rd.)..... (510) 549-8585
 Café Venezia (1799 University Ave.)..... (510) 849-4681
 Pyramid Alehouse (901 Gilman St.) (510) 527-9090
 Bristol Farms (845 Market St., San Francisco)..... (415) 979-0106
 Henry's in the Hotel Durant (2600 Durant Ave.) (510) 845-8981
 MoMo's (760 Second St., San Francisco)..... (415) 227-8660
 Chipotle Mexican Grill (2311 Telegraph Ave.)..... (510) 548-0340
 Gordon Biersch (2 Harrison St., San Francisco) ... (415) 243-8246

ATHLETIC COMMUNICATIONS STAFF



WES MALLETTE
Associate AD



HERB BENENSON
Assistant AD



KYLE MCRAE
Associate Director



SCOTT BALL
Assistant Director



DEAN CAPARAZ
Assistant Director



DOUG DRABIK
Assistant Director



MIQUEL JACOBS
Assistant Director



ANTON MALKO
Assistant Director



TIM MIGUEL
Assistant Director



JONATHAN OKANES
Assistant Director



MARA RUDOLPH
Assistant Director



JORDAN STEPP
Assistant Director

PRINT

ASSOCIATED PRESS

Web: ap.org
 Phone: (415) 495-1708
 Beat: Josh Dubow
 Phone: (510) 703-0241
 Email: jdubow@ap.org
 Beat: Antonio Gonzalez
 Phone: (415) 265-4071
 Email: argonzalez@ap.org
 Beat: Mike Wagaman
 Phone: (415) 265-4071
 Email: mwagaman@ap.org

BAY AREA NEWS GROUP**San Jose Mercury News/Contra Costa Times/Oakland Tribune**

Web: insidebayarea.com
 Blog: ibabuzz.com/beartalk
 Exec. Sports Editor: Bud Geracie
 Phone: (408) 920-5830
 Email: bgeracie@mercurynews.com
 College Sports Editor: Mike Wood
 Phone: (925) 977-8493
 Email: mwood@bayareanewsgroup.com
 Beat/Bear Talk Blog: Jeff Farauo
 Phone: (925) 234-1707
 Email: jfarauo@bayareanewsgroup.com
 College Sports Hotline: Jon Wilner
 Phone: (408) 674-4722
 Email: jwilner@mercurynews.com

BEAR INSIDER

Web: bearinsider.com
 Publisher: Chris Avery
 Phone: (510) 339-7399
 Email: cavery@bearinsider.com
 Writer: Michael Duca
 Phone: (510) 384-2758
 Email: mduca@bearinsider.com
 Writer: Jim McGill
 Phone: (925) 297-7132
 Email: jmcgill@bearinsider.com
 Writer: Ted Lee
 Phone: (925) 917-1524
 Email: tlee@bearinsider.com

BEAR TERRITORY

Affiliated with Scout.com/FoxSports NEXT
 Web: bearterritory.net
 Publisher: Ryan Gorcey
 Phone: (805) 217-2043
 Email: rgorcey@gmail.com

DAILY CALIFORNIAN (STUDENT NEWSPAPER)

Web: dailycal.org
 Phone: (510) 548-8300 ext. 425
 Email: sports@dailycal.org

GOLDEN BEAR REPORT

Affiliated with Rivals.com/Yahoo! Sports
 Web: goldenbearreport.com

Writer: John Foletta
 Phone: (858) 754-7336
 Email: johnfoletta@gmail.com
 Writer: Grant Marek
 Phone: (510) 415-1689
 Email: grantmarek@hotmail.com

MARIN INDEPENDENT-JOURNAL

Web: marinij.com
 Sports Editor: Dave Allen
 Email: dallen@marinij.com
 Phone: (415) 686-2199

MODESTO BEE

Web: modbee.com
 Sports Editor: Mike Dunbar
 Phone: (209) 578-2300
 Email: sports@modbee.com

NAPA VALLEY REGISTER

Web: napavalleyregister.com
 Exec. Sports Editor: Marty James
 Phone: (707) 256-2223
 Email: mjames@napanews.com

SACRAMENTO BEE

Web: sacbee.com/sports
 Sports Editor: Tom Couzens
 Phone: (916) 321-1097
 Email: tcouzens@sacbee.com

SAN FRANCISCO CHRONICLE

Web: sfgate.com
 Sports Editor: Al Saracevic
 Phone: (415) 777-7928
 Email: asaracevic@sfnchronicle.com
 Beat: Mike Vernon
 Phone: (281) 352-8709
 Email: mvernon@sfnchronicle.com

SAN FRANCISCO EXAMINER

Web: sfexaminer.com
 Sports Editor: Steve Drumwright
 Phone: (415) 359-2706
 Email: sdrumwright@sfexaminer.com

PRESS-DEMOCRAT

Web: pressdemocrat.com
 Dep. Sports Editor: Bill Pinella
 Phone: (707) 526-8500
 Email: bill.pinella@pressdemocrat.com

STOCKTON RECORD

Web: recordnet.com
 Sports Editor: Bob Highfill
 Phone: (209) 546-8282
 Email: bhighfill@recordnet.com



Jabari Bird

TELEVISION

PAC-12 NETWORKS

Web: pac-12.com
 Public Relations: Kirk Reynolds
 Phone: (408) 592-4955
 Email: kreynolds@pac-12.org

COMCAST SPORTSNET

Web: csnbayarea.com
 Phone: (415) 296-8900/(415) 615-4799
 Anchor: Dave Feldman
 Email: dfeldman@comcastnets.com
 Anchor & Reporter: Fallon Smith
 Email: fsmith@comcastnets.com
 Anchor & Reporter: Henry Wofford
 Email: hwofford@comcastnets.com

KGO-TV (ABC, CHANNEL 7)

Web: abc7news.com
 Sports Anchor: Larry Beil
 Phone: (415) 954-7505
 Email: larry.beil@abc.com
 Sports Anchor: Mike Shumann
 Phone: (415) 954-7508
 Email: mikeshumann@abc.com

KPIX-TV (CBS, CHANNEL 5)

Web: cbs5.com
 Sports Director: Dennis O'Donnell
 Phone: (415) 760-0178
 Email: djodonnell@cbs.com
 Sports Anchor: Vern Glenn
 Phone: (415) 407-3197
 Email: jvglenn@cbs.com

KRON-TV (CHANNEL 4)

Web: kron.com
 Sports Director: Gary Radnich
 Phone: (415) 561-8984
 Email: jason@kron4.com

KTVU-TV (FOX, CHANNEL 2)

Web: ktvu.com
 Sports Director: Mark Ibanez
 Phone: (510) 874-0252
 Email: mark.ibanez@ktvu.com
 Sports Anchor: Joe Fonzi
 Phone: (510) 874-0523
 Email: joe.fonzi@ktvu.com

RADIO
KGO RADIO (810 AM)

Sports Director: Rich Walcoff
 Phone: (415) 847-2000
 Email: richwalcoff@gmail.com
 Sports Anchor: Kevin Radich
 Phone: (415) 954-8142
 Email: Kevin.Radich@citicomm.com

KALX RADIO (90.7 FM) (STUDENT)

Web: kalx.berkeley.edu
 Phone: (510) 642-1111

KCBS RADIO (740 AM)

KCBS Radio (740 AM)
 Web: kcbs.com
 Phone: (415) 765-4062/4113
 Sports Director: Hal Ramey
 Email: ramey@kcbs.com

**KNBR RADIO
(680 AM & 1050 AM)**

Web: knbr.com
 Phone: (415) 995-6808
 Program Director: Lee Hammer
 Email: lee.hammer@cumulus.com
 Asst. Program Dir.: Jenn Violet Kennedy
 Email: jennifer.violet@cumulus.com

**THE GAME
(95.7 FM)**

Web: 957thegame.com
 Phone: (415) 957-0957
 Program Director: Jason Barrett
 Email: jbarrett@entercom.com

CAL IMG SPORTS NETWORK

Todd McKim
 Radio Play-by-Play
 todd.mckim@imgworld.com

Jay John
 Radio Analyst
 jay.john@berkeley.edu

MISCELLANEOUS
ATHLETIC COMMUNICATIONS

University of California
 349 Haas Pavilion
 Berkeley, CA 94720-4426
 (510) 642-5363
 Fax: (510) 643-7778
 Website: CalBears.com

ATHLETIC TICKET OFFICE

University of California
 Haas Pavilion
 Berkeley, CA 94720
 (800) GO BEARS

BASKETBALL OFFICE

University of California
 125 Haas Pavilion
 Berkeley, CA 94720
 (510) 642-0361

PACIFIC-12 CONFERENCE

Dave Hirsch
 Vice President, Communications
 360 3rd St., 3rd Floor
 San Francisco, CA 94107
 Phone: (415) 580-4200
 Website: www.pac-12.com

CAL SPORTS NETWORK

The Cal Sports Network blankets most of Northern California with an alignment of three stations, headlined by flagship station KGO 810 AM in San Francisco.

KGO Radio (flagship) 810 AM
 San Francisco, Calif.

KAHI Radio 950 AM
 Sacramento, Calif.

KESP Radio 970 AM
 Modesto, Calif.

In addition, Cal fans can listen to all the action on-line through the Tune In at CalBears.com. Many games are also broadcast on Sirius/XM Satellite Radio. Check CalBears.com for listings.



Todd McKim

Todd McKim is in his ninth straight season on the Bears' men's basketball broadcast team. He has spent the past nine years as the radio sideline reporter for Bear football games and also hosts Cal's weekly radio show, Inside The Locker Room. He is a long-time member of the Oregon media and a television anchor and sports director in Eugene before moving to the Bay Area.



Jay John

Jay John begins his first full season as the radio analyst for the Golden Bears in 2014-15. John has served as an analyst on the broadcast team for select games each of the past two seasons prior to becoming the full-time analyst this year. After serving as an assistant coach with the Golden Bears for four seasons, he was elevated to his current role of Assistant Athletic Director for Basketball Development in 2012. John served as a coach for 29 years with his final four seasons on the Golden Bears' bench.

BEFORE AND AFTER THE GAME

Radio coverage of the Bears begins 30 minutes before tipoff, and after each game, head coach Cuonzo Martin will give a recap on the postgame report.

Cal[®]



CALIFORNIA
THIS IS CAL

Founded in the wake of the gold rush by leaders of the newly established 31st state, the University of California's flagship campus at Berkeley has become one of the preeminent universities in the world. Its early guiding lights, charged with providing education (both "practical" and "classical") for the state's people, gradually established a distinguished faculty (with 22 Nobel laureates to date, including eight current faculty), a stellar research library, and 350 academic degree programs.

This California institution became a catalyst of economic growth and social innovation – the place where vitamin E was discovered, a lost Scarlatti opera found, the flu virus identified, and the nation's first no-fault divorce law drafted. Scholars at Cal have conducted ground-breaking research on urban street gangs and on basic human nutritional requirements, identified why wartime supply ships were failing at sea, invented technologies to build faster and cheaper computer chips, and imaged the infant universe.

In recognition of broad and deep excellence, respected sources have repeatedly ranked the University at or near the top in fields ranging from engineering and the "hard" sciences to the social sciences, arts and humanities. The National Research Council, in the most recent version of its highly-regarded report on U.S. public and private universities, ranked Cal No. 1 nationally in the number of campus graduate programs (48 out of 52) among the top 10 in their fields.

In accordance with the University's "public" character, Cal has long served talented individuals regardless of means. As early as 1897, financial aid was available for "needy and deserving" students. More than a century later, Cal combines outstanding teaching and research programs with broad access for students of all means – educating more federal Pell Grant recipients from low-income families than all eight Ivy League universities combined. Twenty-five percent of freshmen are the first in their families to attend college.

NOBEL PRIZE WINNERS

CURRENT FACULTY

NOBEL LAUREATES AT CAL

- 2013 – Randy Schekman (Physics)
- 2011 – Saul Perlmutter (Physics)
- 2009 – Oliver E. Williamson (Economics)
- 2006 – George F. Smoot (Physics)
- 2001 – George A. Akerlof (Economics)
- 2000 – Daniel L. McFadden (Economics)
- 1986 – Yuan T. Lee (Chemistry)
- 1964 – Charles H. Townes (Physics)

DECEASED FACULTY

NOBEL LAUREATES

- 1994 – John C. Harsanyi (Economics)
- 1983 – Gerard Debreu (Economics)
- 1980 – Czeslaw Milosz (Literature)
- 1968 – Luis Alvarez (Physics)
- 1961 – Melvin Calvin (Chemistry)
- 1960 – Donald A. Glaser (Physics)
- 1959 – Owen Chamberlain (Physics)
- 1959 – Emilio G. Segre (Physics)
- 1951 – Edwin M. McMillan (Chemistry)
- 1951 – Glenn T. Seaborg (Chemistry)
- 1949 – William F. Giaque (Chemistry)
- 1946 – John H. Northrop (Chemistry)
- 1946 – Wendell M. Stanley (Chemistry)
- 1939 – Ernest O. Lawrence (Physics)



CAL STUDENT BODY

| | |
|--|--------|
| Number of Students (Fall 2013) | 36,204 |
| Undergraduate | 25,951 |
| Graduate | 10,253 |
| Degrees Granted (2012-13) | |
| Bachelor's | 7,774 |
| Master's | 2,198 |
| Doctoral (Professional Practice) | 372 |

14 COLLEGES AND SCHOOLS

- Haas School of Business
- College of Chemistry
- Graduate School of Education
- College of Engineering
- College of Environmental Design
- School of Information
- Graduate School of Journalism
- School of Law
- College of Letters & Science
- College of Natural Resources
- School of Optometry
- School of Public Health
- Richard & Rhoda Goldman School of Public Policy
- School of Social Welfare


CAL STUDENT-ATHLETE FACTS

- Eight Golden Bear squads had perfect Academic Progress Rates of 1,000 for the 2012-13 academic year. Four Golden Bear programs received Public Recognition Awards from the NCAA for their outstanding academic achievement and high multiyear averages, a total that ranked second among Pac-12 schools. Those teams – men's and women's tennis, women's gymnastics and women's volleyball – all earned the highest possible score, with four-year APR scores of 1,000.
- For 10 straight years from 2003-12, Cal finished among the top 15 in the Directors' Cup, a national ranking that measures overall success in intercollegiate athletics programs. Cal has finished in the top 20 every year since 2003 with a No. 20 ranking most recently in 2014.
- 85 national championships within 15 different sports.
- 264 individual national championships won by Cal student-athletes.
- Cal had 46 participants, including 38 athletes and five coaches, at the 2012 Summer Olympics — more than any other public school in the nation. Cal's all-time Olympic medal count: 178 medals won by Cal students and alumni, 99 of them gold.

CAL FACTS

- Berkeley has one of the top university library systems in the nation. With well over 11 million volumes and more than 400 special collections, Berkeley's library holdings among its 32 libraries are the fourth-largest in the United States and have been ranked first in the nation among public libraries.
- There are over 1,700 clubs on campus from which students may choose.
- There are 130 academic departments and more than 80 interdisciplinary research units.
- There are more than 7,000 courses in some 350 degree programs.
- The campus produces more Ph.D.s annually than any other U.S. university
- Cal has the largest number of highly-ranked graduate programs in the country.

NICHOLAS B. DIRKS
UNIVERSITY
CHANCELLOR



Nicholas B. Dirks became the 10th chancellor of the University of California, Berkeley on June 1, 2013. An internationally renowned historian and anthropologist, he is a leader in higher education and well-known for his commitment to and advocacy for accessible,

high-quality undergraduate education in the liberal arts and sciences, to the globalization of the university and to innovation across the disciplines as well as in applied and basic fields.

Before coming to Berkeley, he was the executive vice president for the arts and sciences and dean of the faculty at Columbia University, where, in addition to his work on behalf of undergraduate programs, he improved and diversified the faculty, putting special emphasis on interdisciplinary and international initiatives. The Franz Boas Professor of Anthropology and History, Dirks joined Columbia in 1997 as chair of the anthropology department. Prior to his appointment at Columbia, he was a professor of history and anthropology at the University of Michigan for 10 years, before which he taught Asian history and civilization at the California Institute of Technology.

Dirks has held numerous fellowships and scholarships and received several scholarly honors, including a MacArthur Foundation residential fellowship at the Institute for Advanced Study at Princeton, a Guggenheim Fellowship, and the Lionel Trilling Award for his book *Castes of Mind*. He serves on numerous national and international bodies, as adviser or member of the board, and is a Fellow at the Council on Foreign Relations.

JOHN WILTON
VICE CHANCELLOR -
ADMINISTRATION & FINANCE



John Wilton is UC Berkeley's vice chancellor for administration and finance. In this position, Wilton is responsible for managing: the university's annual operating budget of more than \$2 billion; the continuing design and implementation of Operational Excellence; the sta-

bilization of the campus budget; and the establishment of a sustainable financial model for Berkeley's future. The divisions he oversees comprise more than 3,000 employees and campus operations that include: financial and human resources; auxiliary and business services; real estate; information technology; intercollegiate athletics; sustainability and energy; health; and public safety.

Prior to joining Berkeley in February 2011, Wilton served as the managing director and the director of international research for Farallon Capital Management LLC, a global, multi-strategy, U.S.-based investment management firm. He was also an advisor on developments in the global economy to Hellman and Friedman LLC, a private investment company. Prior to his employment at Farallon, he worked for the World Bank for 24 years. At the bank, he served in positions including, chief financial officer, vice president for strategy, finance and risk management, and senior economist.

Vice Chancellor Wilton received his bachelor's and master's degrees in economics from Sussex University. He left his Ph.D. program at Cambridge University in 1982 to join the World Bank's Young Professionals Program, and remained with the international financial institution until 2006.

BOB JACOBSEN
FACULTY
REPRESENTATIVE



Bob Jacobsen, a Professor of Physics, serves as Cal's faculty athletics representative.

Appointed to the position in 2010, Jacobsen provides oversight and advice to Cal Athletics concerning compliance with NCAA rules and student-athlete academic matters.

He represents Cal in dealings with both the NCAA and the Pac-12, and advises the chancellor on campus policies relating to student-athletes.

Jacobsen spent 1976 through 1986 working in the computer and data communications industry for a small company that was successively bought out by larger and larger companies before he returned to graduate school. From 1991-94, he was a scientific associate and scientific staff member at CERN, the European Laboratory for Nuclear Physics, in Geneva, Switzerland. While there, he was a member of the ALEPH collaboration concentrating on B physics and on the energy calibration of the LEP collider. He joined the faculty at Cal in 1995.

Among Jacobsen's honors at the University are its Distinguished Teaching Award, the Noyce Prize for Excellence in Undergraduate Teaching and the Goldman Award for Distinguished Faculty Advising of Undergraduates. He has delivered lectures on his research activities on four continents and taught special classes for graduate students at 14 universities. During the 2013-14 academic year, he is serving as the interim Dean for Undergraduate Studies in the College of Letters and Science.

Jacobsen's research has studied the basic properties of the Universe using the techniques of particle physics. Upon arrival at Berkeley he joined the BaBar experiment, a worldwide collaboration of more than 500 scientists and engineers who built a device to study the fundamental interactions of matter and antimatter. During its run from 1999-2006, the experiment accumulated the world's largest sample of particles for studying the intrinsic difference between matter and antimatter.

His current project, the LUX collaboration, is using a detector 4,800 feet underground in the Homestake Mine in South Dakota to study dark matter, which comprises the majority of the Universe yet is largely unknown.

Jacobsen obtained a B.S.E.E. from MIT in 1978 and his Ph.D. in experimental high-energy physics from Stanford in 1991.

MICHAEL WILLIAMS

INTERIM DIRECTOR OF ATHLETICS



Michael Williams '82, a wrestler as an undergraduate student at Cal and the current vice chair of the UC Berkeley Foundation, is serving as Interim Director of Athletics, a role he began in July 2014.

Williams will oversee the athletic department until a national search is completed for a permanent Director of Athletics.

"I am honored and humbled by this opportunity to give back to a university and intercollegiate athletics program that played such an important role in my life," Williams said. "I look forward to engaging with all of Berkeley's

stakeholders working in close concert with the amazing student-athletes, coaches and staff that comprise the incomparable Cal Athletics family."

Williams was elected to the UC Berkeley Foundation Board of Trustees in 2007 and joined the Foundation's Executive Committee in 2009. He is also on the advisory boards of the UC Berkeley Division of Equity and Inclusion, the Haas Socially Responsible Investment Fund, Bronze Investments and several nonprofit boards, including the California Heritage Trust.

Additionally, Williams is an active member of the Chancellor's Task Force on Academics and Athletics, which issued a report over the summer on campus policies and practices; the role of coaches, administrators and faculty; and issues related to academic expectations and the student-athlete experience on the Berkeley campus.

Williams retired in 2009 as vice chair, Capital Markets, for Barclays Global Investors, the world's largest institutional asset manager at the time. Other roles at BGI included head of the Global Index and Markets Group, where he was directly responsible for over \$1.1 trillion in assets, head of Global Securities Lending and CEO, President and Trustee of BGI's mutual funds. Before joining BGI in 1993, Williams was a debt trader and corporate finance officer for Bank of America. He began his career at Data Resources, Inc.

After receiving his degree in economics from Cal, Williams earned an MBA in finance from the Anderson School of Management at UCLA. He and his wife Jeanne have three children and reside in Lafayette.

SOLLY FULP

DEPUTY DIRECTOR OF ATHLETICS / CHIEF OPERATING OFFICER



Solly Fulp is the Chief Operating Officer & Deputy Director of Athletics at the University of California, Berkeley, where he brings 20 plus years of intercollegiate athletics experience as a former student-athlete, administrator, and business leader. In this role, Fulp is responsible for sport supervision, revenue generation, and college athletics business operations; he oversees ticket sales, event management, facilities-operations, capital projects, and department-university revenue generation initiatives.

Prior to rejoining the Cal Athletics team, Fulp was a Conference Vice President for IMG College. Fulp managed the multi-media rights business for seven Pac-12 universities including Cal, Washington, Washington State, Oregon, Arizona, Arizona State and UCLA, as well as the Rose Bowl property. In addition, he administered IMG College's West Coast regional sales operations. In this capacity he led a staff of 47 full-time employees and oversaw annual revenue and operating budgets, growing revenue and operations from \$29 million to more than \$60 million.

Before IMG College, Fulp was an Assistant Athletics Director for Corporate Development at Cal and later a Senior Vice President/General Manager for the Cal ISP Sports Network. Fulp also served at the Sacramento State Athletics Department in event management, marketing, ticketing, corporate partnerships, and senior administration.

Fulp received his BA in English from the University of Oregon and earned a MA in Educational Administration & Policy Studies from Sacramento State. He has served as an adjunct professor with the University of San Francisco's sports management program teaching a course on "The Business of College Athletics." During the 2014 Fall semester Fulp will be teaching a Sports Management class at the Haas School of Business.

Gould received her bachelor's degree in journalism and mass communications from Iowa State in 1990 and her master's degree in education from Cal in 2009. She and her husband, UC Davis head football coach Ron Gould, reside in the East Bay, where they raise their sons, Tevin and Trae.

FOTI MELLIS
SENIOR ASSOCIATE ATHLETIC DIRECTOR / INTERCOLLEGIATE SERVICES


Foti Mellis, who has more than 25 years of experience in intercollegiate athletics and has worked at Cal since 2002, serves as the Athletic Department's Senior Associate Athletic Director for Intercollegiate Services.

In his role, Mellis is responsible for the overall delivery of a world-class student-athlete experience, including all functions and activities that directly impact Cal's ability to serve its student-athletes. The three broad areas of oversight are Intercollegiate Services (student-athlete

affairs, sports operations, scheduling, post season championships and summer camps), Performance, Health & Welfare (sports medicine, strength & conditioning, nutrition, sports science, and high performance) and Compliance Services (including financial aid and eligibility). In addition, he is the department's liaison to campus for Admissions, Financial Aid, UC State Government Relations and the Center for Student Conduct. He also supervises women's volleyball, women's soccer, softball, men's and women's track & field, men's and women's cross country, field hockey, men's crew and the newly added sport of women's sand volleyball.

Mellis most recently was responsible for the supervision of Capital Projects and oversight of the successful completion of California Memorial Stadium and the Simpson Center. Early in his tenure, he reorganized and enhanced Cal's compliance operations, and implemented a student-athlete database networked to all department staff and various campus units. He was also instrumental in the restructuring of the Student-Athlete Affairs unit that included additional staff and the development of a new philosophy for the student-athlete experience.

Mellis arrived at Cal after spending four years as Assistant Athletic Director for Compliance at Arizona State, where he oversaw all areas of compliance for the department. Prior to his stay in Tempe, he spent two years at The University of Tulsa as Director of Compliance from 1996-98. Mellis began his administrative career at Northwestern in 1994, spending one year as an intern and a second year as a compliance assistant.

A graduate of UC Davis, Mellis held various positions with the Aggies from 1988-94, including assistant men's basketball coach, academic advisor and intern in the athletic department. He received his bachelor's degree in managerial economics in 1990 and his master's in education in 1996, both from UC Davis.

DAVID SECOR
SENIOR ASSOCIATE ATHLETICS DIRECTOR / CHIEF FINANCIAL OFFICER


David Secor has served as Senior Associate Athletics Director / Chief Financial Officer at the University of California, Berkeley since July 29, 2013 where he brings more than three decades of experience in the University of California System and 13 years of experience as an Athletics Chief Financial Officer.

Secor's primary responsibility is to provide fiduciary oversight and daily management of business and finance. Acting as the key steward of Cal Athletics'

financial resources, Secor will offer alignment and collaboration with campus partners in business and finance. He is also responsible for human resources, information systems and technology and equipment management.

With an extensive background in both financial planning and athletic administration, Secor began his tenure at Cal following more than 30 years at UCLA. He is well versed with the UC system and with athletics with 12 years of experience as UCLA's Senior Associate Athletic Director and Chief Financial Officer, before serving as the Director of Financial Services for UCLA Capital Programs from 2010 through 2013.

In his role as UCLA Athletics' CFO, Secor managed all aspects of the athletic department's finances, including budget oversight, budget forecasting, accounting and purchasing. As the principal financial advisor to the athletic director, Secor was responsible for balancing an annual operating budget that grew to \$65 million in his tenure. He developed an innovative model, restructuring financial reporting systems that helped to manage the athletic department's controllable expenses and to deliver an operating surplus in each year of his tenure.

Secor also has an extensive background in financial planning and budget oversight for capital projects. He has managed the financial aspects of several major construction projects, including the renovation of Pauley Pavilion, the home of many UCLA sports programs.


Secor joined UCLA Capital Programs as the Director of Financial Services in 2010. As a lead financial officer for the campus' major capital improvements, he developed strong relationships with campus clients to determine financial feasibility of proposed projects and worked collaboratively to institute successful funding strategies. He worked closely with the University of California Office of the President Capital Markets & Finance.

Secor also served as the Budget Officer for the UCLA Office of the Administrative Vice Chancellor. He began his work in the UCLA athletic department in 1990, serving a six-year term as the department's Fiscal Officer. His tenure as an administrator at UCLA began in 1982 where he worked as a computer support manager, computer programmer and purchasing manager for the Associated Students program.

A 1985 graduate of UCLA with a bachelor of arts degree in mathematics, Secor was a both a Regents and California State Scholar. He resides with his spouse, Brandon Leger, in Berkeley.



YOUR CHARACTER IS YOUR
YOUR CHARACTER IS YOUR



everybody,
welcome inside
our SF
studios...along
with JB Long, I'm

GET IN-DEPTH COVERAGE OF PAC-12 MEN'S AND WOMEN'S BASKETBALL EXCLUSIVELY ON PAC-12 NETWORKS



NETWORKS

WHERE CHAMPIONS PLAY

GetPac-12Networks.com

Tune in Mondays, all season long, to Pac-12 Sports Report for an all-access look at the week's top stories across the Conference of Champions.