

2015-16
DETROIT RED WINGS

MEDIA GUIDE



IT'S MORE  THAN HOCKEY™

TABLE OF CONTENTS

Red Wings Directory & General Information	2
Red Wings Ownership/Management/Coaching Staff.....	3-21
Red Wings Player Profiles	22-94
Red Wings Prospects	97-106
Grand Rapids Griffins Team Directory/Stats.....	107-109
Red Wings 2015-16 Roster.....	110-111
2014-15 NHL Final Standings	112
2014-15 NHL Statistics - Regular Season Scoring & Goaltending Leaders	113-114
2014-15 NHL Trophy Winners.....	116-117
2015 Stanley Cup Playoff Results.....	118-121
2015 Playoff Scoring & Goaltending Leaders	122-123
Red Wings 2014-15 Regular-Season Statistics	124
Red Wings 2015 Playoff Statistics.....	125
Red Wings 2014-15 Game-by-Game Results.....	126-131
Red Wings 2014-15 Home & Road Results	132-133
Red Wings 2014-15 Team-by-Team Records	134-162
Red Wings 2014-15 Comparative Records	164-166
Red Wings 2014-15 Power Play Goals & Penalty Killing	168-169
Red Wings 2014-15 Record by Quarters.....	169-170
Red Wings 2014-15 Multiple-Goal Games & Shorthanded Goals	170-171
Detroit Red Wings History.....	172-182
All-Time Season, Home & Away Records.....	184-187
All-Time Team-by-Team Records	188-191
All-Time Holiday Records	192-193
All-Time Coaches/General Managers/ Captains	194-195
Team & Individual Records.....	196-199
Career Scoring Leaders.....	200-202
All-Time Season Leaders	203-204
Top-Scoring Seasons.....	205-208
Detroit Goalies' All-Time Records	209-212
Red Wings All-Stars	213
Red Wings NHL Trophy Winners	214
NHL & Red Wings Hall of Fame	215
Red Wings Biggest Victories & Defeats	216
All-Time Shootout Results.....	217-218
Penalty Shots Involving Red Wings.....	219-222
All-Time Hat Tricks.....	223-225
Red Wings Game-By-Game Stanley Cup Playoff Results	226-237
Red Wings Team & Individual Stanley Cup Playoff Records	238-241
Red Wings All-Time Playoff Scoring and Goaltending Leaders	242-243
Red Wings in NHL All-Star Games.....	244
Red Wings Championships & Stanley Cup Finals	245
Red Wings Entry Draft Selections	246-249
Transactions Through the Years.....	250-259
Wearers of the Wing.....	261-268
All-Time Numbers	269-280
Media Information & Guidelines	281-282
Detroit Sports Broadcasters Association.....	283
"Heart of Hockeytown": Red Wings in the Community	284-289
Red Wings Attendance Records.....	290
Joe Louis Arena.....	291
How to Figure Various Statistics	292-293
NHL Management.....	294-295
2015-16 NHL Officials.....	296
2015-16 NHL Critical Dates Calendar.....	297-298

EDITORS: Todd Beam, Kyle Kujawa, Alex DiFilippo **STATISTICIANS/RESEARCH:** Greg Innis, Bob Waterman/Randy Robles-
 Elias Sports Bureau **CREATIVE SERVICES:** Bryan Durren, Jim Ruffner **CONTRIBUTORS:** Anne Bowlby, Kristi Andrascik
COVER DESIGN: Jim Ruffner **PHOTOGRAPHY:** Dave Reginek/Getty Images, Dan Mannes



2014-15 DETROIT RED WINGS

DETROIT RED WINGS, INC.

Joe Louis Arena • 19 Steve Yzerman Drive • Detroit, MI 48226

Phone: (313) 471-7000 • FAX PR: (313) 567-0296

Media Hotline: (313) 471-7599

DetroitRedWings.com

Capacity: 20,027

Owner/Governor	MIKE ILITCH
Owner/Secretary-Treasurer	MARIAN ILITCH
President and CEO, Ilitch Holdings/Alternate Governor, Red Wings	CHRISTOPHER ILITCH
Senior Vice President/Alternate Governor	JIM DEVELLANO
Executive Vice President/General Manager	KEN HOLLAND
Assistant General Manager	RYAN MARTIN
Special Assistant to the General Manager	KRIS DRAPER
Director of Player Development	JIRI FISCHER
Director, Statistical Analysis and Hockey Administration	BRYAN CAMPBELL
President and CEO, Olympia Entertainment/Alternate Governor Red Wings	TOM WILSON
Senior Vice President, Olympia Entertainment/General Counsel Red Wings	ROBERT E. CARR
Head Coach	JEFF BLASHILL
Assistant Coaches	TONY GRANATO, PAT FERSCHWEILER, CHRIS CHELIOS
Goaltending Coach	JIM BEDARD
Assistant Coach/Video	DAVE NOEL-BERNIER
Director of Pro Scouting	MARK HOWE
Pro Scouts	BRUCE HARLASON, KIRK MALTBY, GLENN MERKOSKY, ARCHIE HENDERSON
Director of Amateur Scouting	TYLER WRIGHT
Chief Amateur Scout	JEFF FINLEY
Amateur Scouts	DAVE KOLB, SAM LITES, MARIO MAROIS, ANDREW DICKSON, KELLY HARPER, LEN QUESNELLE, MARTY STEIN
Director of European Scouting	HAKAN ANDERSSON
European Scouts	VLADIMIR HAVLUJ, NIKOLAI VAKOUROV
Vice President of Finance	PAUL MACDONALD
Executive Assistant & Immigration Manager	KIM BRODIE
General Accountant	BRIDGET MERRITT
Team Travel Coordinator	JULIE DAILEY
Head Athletic Therapist	PIET VAN ZANT
Head Equipment Manager	PAUL BOYER
Assistant Athletic Therapist	RUSS BAUMANN
Assistant Equipment Managers	JOHN REMEJES, BRADY MUNGER
Strength and Conditioning Coach	MIKE KADAR
Team Masseurs	SERGEI TCHEKMAREV, AINARS TREIGUTS
Team Dietitian	LISA MCDOWELL
Director of Public Relations	TODD BEAM
Public Relations Coordinator	KYLE KUJAWA
Communications Coordinator	ALEX DIFILIPPO
Community Relations Coordinator	ANNE BOWLBY
Medical Director	DR. DONALD WEAVER
Team Physicians	DR. ANTHONY COLUCCI, DR. DOUG PLAGENS
Team Dentists	DR. JEFFREY BOOGREN, DR. RANDY FREIJ
Team Photographer	DAVE REGINEK
Radio Announcers, 97.1 The Ticket	KEN KAL, PAUL WOODS
Television Announcers, Fox Sports Detroit	KEN DANIELS, MICKY REDMOND



TEAM OWNERSHIP



MICHAEL ILITCH

Owner/Governor

Michael Ilitch is a proven leader in the restaurant, sports and entertainment industries. Along with his wife, Marian, he grew one Little Caesars pizza restaurant into an international pizza chain with restaurants on four continents. Success in the pizza business for more than 50 years has allowed Ilitch to take advantage of other business opportunities.

In 1982, he and Marian purchased the struggling Red Wings and have turned the team into a Stanley Cup champion. During the Ilitch ownership, the team has won 16 divisional championships, six Presidents' Trophies, six Campbell Bowls and four Stanley Cups. The Red Wings have played postseason hockey for 24 consecutive years – the longest current streak in all of professional sports.

Other Ilitch-owned businesses include: Blue Line Foodservice Distribution, Champion Foods, Little Caesars Pizza Kit Fundraising Program, Olympia Entertainment, Olympia Development of Michigan, Ilitch Holdings, Inc. and Uptown Entertainment. Michael Ilitch also owns the Detroit Tigers.

MARIAN ILITCH

Owner/Secretary-Treasurer

Marian Ilitch is one of the leading entrepreneurs in the food and entertainment businesses and has been recognized as one of the most successful businesswomen in the country. Marian and her husband, Michael, grew a suburban Detroit mom-and-pop pizza business into Little Caesars Pizza, an international pizza chain with restaurants on four continents.

Marian and her husband expanded their business interests when they purchased the underperforming Red Wings in 1982. Sixteen divisional championships, six Presidents' Trophies, six Campbell Bowls and four Stanley Cups later, Detroit earned the moniker, Hockeytown, and the Red Wings have become the team to beat.

Other Ilitch-owned businesses include: Blue Line Foodservice Distribution, Champion Foods, Little Caesars Pizza Kit Fundraising Program, Olympia Entertainment, Olympia Development of Michigan, Ilitch Holdings, Inc. and Uptown Entertainment. Marian Ilitch also owns MotorCity Casino Hotel in Detroit.



RED WINGS EXTEND POSTSEASON STREAK TO 24



24-YEAR RUN: A shorthanded goal by Darren Helm gave Detroit an early third-period lead that didn't hold up, but the Red Wings picked up an overtime loss point to clinch their 24th consecutive playoff berth on April 9 at Montreal. The streak stands as the longest in North American professional sports and matches a 24-year run by the Canadiens as the fourth-longest Stanley Cup Playoffs appearance streak in the history of the National Hockey League.

TEAM OWNERSHIP/MANAGEMENT



CHRISTOPHER ILITCH

President & CEO, Ilitch Holdings, Inc.

Christopher Ilitch is president and CEO of Ilitch Holdings, Inc., a professional services company that supports businesses owned by Detroit entrepreneurs and founders of Little Caesars Pizza, Michael and Marian Ilitch.

The businesses owned by Michael and Marian Ilitch include: Little Caesars Pizza, Blue Line Foodservice Distribution, Detroit Red Wings, Champion Foods, Olympia Entertainment, Olympia Development of Michigan, Uptown Entertainment and the Little Caesars Pizza Kit Fundraising Program. Michael Ilitch owns the Detroit Tigers. Marian Ilitch owns MotorCity Casino Hotel. Together, the companies employ over 21,000 people and reported a total combined revenue of \$2.6 billion in 2012.

Christopher has spent his career in a variety of roles throughout the Ilitch companies over the past 25 years. Prior to being appointed president and CEO of Ilitch Holdings in 2000, he served as president of the Little Caesars Pizza Kit Fundraising Program.

Christopher serves as chairman of Ilitch Charities, a nonprofit organization with a focus on human services, community development, education and recreation. In addition, he is involved in a number of business and civic groups that help improve and promote Detroit and the region. He serves on the board and executive committee for Business Leaders for Michigan and the Downtown Detroit Partnership. He is also a member of the board of directors for the Detroit Economic Club and the Detroit Metro Convention & Visitors Bureau.

Christopher has served on host/hospitality committees for several large-scale sporting events in Detroit, including the 2010 NCAA Men's Frozen Four Hockey Championship (co-chair), the 2009 NCAA Final Four Men's Basketball Tournament, Super Bowl XL and the 2005 Major League Baseball All-Star game (chair).

Christopher holds a bachelor's degree in business administration from the University of Michigan in Ann Arbor. He and his wife Kelle have three children and reside in metro Detroit.





YOUR HOME FOR
RED WINGS
HOCKEY



DETROIT
FOXSPORTSDETROIT.COM



JIM DEVELLANO

Senior Vice President/Alternate Governor

Entering his 34th season with the Detroit Red Wings and his 49th overall in the National Hockey League, Jim Devellano continues to be a driving force behind Detroit's success, as well as a strong influence in the evolution and improvement of the league itself. Devellano

can be credited with carefully building Detroit's 1997, 1998, 2002 and 2008 Stanley Cup Championship teams through the Entry Draft, savvy trades and aggressive free agent acquisitions.

He choreographed the Red Wings' steady rise into the powerful club that has reached the Stanley Cup Final six times and lifted the coveted Cup in triumph four times, giving Devellano his fourth, fifth, sixth and seventh Stanley Cup rings (three with New York Islanders and four with Detroit).

Devellano was the first individual hired by owners Mike and Marian Ilitch after purchasing the Red Wings in June, 1982. He was the team's general manager for eight seasons before ascending to his current position as senior vice-president on July 13, 1990. An excellent judge of talent throughout his 48 years in the NHL, Devellano believes that building a solid foundation begins with a capable scouting staff and strong Entry Draft selections. Evidence of the wisdom in this plan can be seen in Devellano's first draft as Red Wings general manager when he tabbed future Hall-of-Famer Steve Yzerman in the 1983 Entry Draft to be the cornerstone of the franchise.

Devellano was one of the first NHL general managers to assemble a strong European scouting staff back in 1984, a progressive move that has produced several Red Wings standouts including Russians Sergei Fedorov, Slava Kozlov, Vladimir Konstantinov and Pavel Datsyuk, and Swedes Nicklas Lidstrom, Tomas Holmstrom, Henrik Zetterberg, Johan Franzen and Niklas Kronwall.

Through the course of Devellano's tenure with the Red Wings, Detroit has participated in ten conference finals (1987, '88, '95, '96, '97, '98, '02, '07, '08, '09) and six Stanley Cup Finals (1995, '97, '98, '02, '08, '09), collected six Presidents' Trophies (1995, '96, '02, '04, '06, '08), eight regular-season Western Conference championships (1994, '95, '96, '02, '04, '06, '07, '08) and 16 division championships (1988, '89, '92, '94, '95, '96, '99, '01, '02, '03, '04, '06, '07, '08, '09, '11).

Devellano is the proud owner of 16 championship rings. His impressive collection includes: seven Stanley Cup rings (N.Y. Islanders 1980, 1981, 1982 and Detroit 1997, 1998, 2002 and 2008), four Calder Cup championship rings in the American Hockey League with Adirondack (1986, 1989 and 1992) and Grand Rapids (2013), two Adams Cup championship rings in the Central Hockey League (Fort Worth 1978 and Indianapolis 1982), and one Riley Cup championship ring in the East Coast Hockey League (Toledo 1994). Devellano also added a pair of Major League Baseball American League championship rings with the Detroit Tigers in 2006 and 2012.

Devellano's lengthy tenure as head of hockey operations for the Red Wings is second only to the 35 years served by the late Jack Adams, the legendary GM credited with building the Red Wings dynasty of the 1950's. In addition to his duties as senior vice-president, Devellano serves as the team's alternate on the NHL's Board of Governors.

His litany of accomplishments while in Detroit earned him induction into the Michigan Sports Hall of Fame in 2006.

He has been instrumental in many historical decisions in the National Hockey League. In 1980, it was Devellano who campaigned to have the annual NHL Entry Draft moved from a hotel ballroom into various NHL arenas, transforming the draft into an exciting fan-friendly event for fans of all NHL teams to witness what occurs with each team as the draft takes place. Devellano was also responsible for bringing the Entry Draft to the United States for the very first time on June 13, 1987, at Joe Louis Arena. Additionally, it was at Devellano's suggestion that the NHL instituted a new overtime format beginning with the 1999-00 season that includes skating four aside as well as one point for each team following a five-minute overtime and an additional point if a team is victorious in overtime.

Having served as a teacher and mentor to numerous front office personnel over the years, Devellano's influence has reached several NHL clubs. Currently, there are three NHL general managers who have succeeded under Devellano's tutelage - Detroit General Manager Ken Holland, Steve Yzerman of the Tampa Bay Lightning and Jim Nill of the Dallas Stars.

Devellano, 72, did not play professional hockey, but rose through the ranks in various capacities in his native Toronto. Joining former Red Wings coach Scotty Bowman, he became a scout with the St. Louis Blues in 1967 when the NHL expanded from six to 12 teams. Also, it was Devellano's strong recommendation to owner Mike Ilitch that led to Scotty Bowman's hiring by the Wings.

Joining the New York Islanders as a scout when that club was founded in 1972, Devellano's scouting skills helped build a team that won four consecutive Stanley Cup titles (1980-83). It was Devellano who highly recommended that Islanders GM, Bill Torrey, hire Al Arbour to coach the club. Arbour was captain of the St. Louis Blues when Devellano scouted for the franchise. The recommendation turned out better than expected as Arbour guided the Islanders to four consecutive Stanley Cup championships. In 1979-80, he became general manager of the Islanders' Indianapolis (IHL) farm club and was named Minor League Executive of the Year by The Hockey News. He returned to New York in 1981 as the Islanders' assistant general manager.

Devellano's extraordinary contributions to the cities of St. Louis, Indianapolis, New York and Detroit helped earn him the Lester Patrick Award in October, 2009, for his outstanding service to the sport of hockey in the United States. Devellano also reached the pinnacle of his profession when he was inducted into the Hockey Hall of Fame in the Builder Category on November 8, 2010, in Toronto.

Devellano is currently a member of the International Society of Hockey Research and is part owner of the Indianapolis Indians (AAA) baseball team. He authored a book in 2008, "The Road To Hockeytown", that chronicles his more than 40 incredible years in the game of hockey.

On a personal level, in 2003 Devellano set up two private foundations supporting mostly children's charities in the United States and Canada. In June 2001, Mike Ilitch named Devellano Senior Vice-President of MLB's Detroit Tigers. Devellano resides in Detroit and Sarasota, Florida.



KEN HOLLAND

Executive Vice President/General Manager

Ken Holland enters his 19th season as general manager of the Red Wings and his 33rd year with the organization. He is arguably the most successful general manager in all of professional sports

since ascending to the role. Since Holland was appointed to his current position in July 1997, the Red Wings have more wins (907) than any other franchise in the National Hockey League, including 789 regular season wins and 118 playoff victories. Under Holland's watch, the Red Wings have won three Stanley Cups (1998, 2002, '08), four Presidents' Trophies (2002, '04, '06, '08), 10 Central Division titles (1999, 2001, '02, '03, '04, '06, '07, '08, '09, '11) and five regular-season Western Conference titles (2002, '04, '06, '07, '08). Detroit has qualified for the Stanley Cup Playoffs in all 18 seasons under Holland's tutelage, and the team currently holds the longest active streak in all of professional sports with 24 consecutive postseason appearances. In 2014-15, the Red Wings reached 100 regular-season points for the 13th time in the last 14 seasons (excluding the shortened 2012-13 campaign). No other organization has had more than nine 100-point seasons in the same span, and only seven teams can claim more than five such seasons.

Holland's last 10 seasons have perhaps been his most impressive as an NHL general manager. After drastically cutting payroll to comply with the NHL's newly-instituted salary cap in 2005-06, he assembled a team that won the second-most games in Red Wings' history (58) and the Presidents' Trophy. Detroit went on to win 50, 54 and 51 games over the next three seasons to become just the third team in NHL history to record 50-or-more wins in four consecutive seasons. The team posted a 54-21-7 record in 2007-08 to capture the franchise's sixth Presidents' Trophy and 11th Stanley Cup championship, and returned to the Stanley Cup Final the following season, falling just one game short of becoming the first team to repeat as Stanley Cup champions since the Red Wings of 1997 and 1998. For his efforts, Holland was named the NHL's GM of the Decade (2000-09) by Sports Illustrated.com.

In just his second season as general manager in 1999, Holland orchestrated an amazing 24-hour period at the NHL's trade deadline that saw Detroit acquire four top-tier players in Chris Chelios, Ulf Samuelsson, Wendel Clark and Bill Ranford. While the Red Wings were unable to capture a championship that season, Holland's moves were widely regarded as both sound and aggressive, providing Detroit with the best possible chance of defending its 1998 Stanley Cup title.

Just two seasons later, Holland pulled off another flurry of free-agent signings, starting on May 24, 2001, when he signed defenseman Fredrik Olausson, a veteran of 14 NHL seasons, out of the Swiss Hockey League. Holland continued to improve the roster

on July 1, when he traded forward Slava Kozlov and a first-round draft pick to the Buffalo Sabres for elite goaltender Dominik Hasek. The next day, Holland signed free-agent forward Luc Robitaille to a two-year deal, and later in the summer, Holland inked Brett Hull to a two-year contract. These four high-profile stars played integral roles in helping Detroit capture the 2002 Stanley Cup.

The 11th GM in club history, Holland is a big proponent of team continuity and has worked diligently throughout his time at the helm to secure new contracts with many of the organization's homegrown players. In recent years, Holland has procured long-term deals with Pavel Datsyuk, Henrik Zetterberg, Johan Franzen, Niklas Kronwall and Jimmy Howard. In addition, Holland's ability to add veteran stars such as Brian Rafalski, Marian Hossa, Mike Modano, Daniel Alfredsson, and most recently, two-time Stanley Cup champion Brad Richards and two-time NHL First-Team All-Star Mike Green, via free agency has made the Red Wings perennial Stanley Cup contenders.

Holland oversees all aspects of Detroit's hockey operations, including all matters relating to player personnel, development, contract negotiations and player movement. Due to his numerous responsibilities as GM, Holland now plays a less prominent role at the NHL Entry Draft after being the main point person during his seven years as amateur scouting director. In that capacity, he can be credited with assembling some of Detroit's best young talent, including the likes of Vyacheslav Kozlov, Darren McCarty, Chris Osgood and Martin Lapointe.

Holland, 59, was elevated to his current position in 1997. Prior to that, he handled several different front-office duties for the club over a 15-year period. Holland began his off-ice career in 1985 following a professional career as a goaltender, primarily in the American Hockey League. He started with the Wings organization as a western Canada scout, followed by seven years as amateur scouting director and three years as assistant general manager.

A native of Vernon, British Columbia, Holland played in the junior ranks for WHL's Medicine Hat Tigers in 1974-75. He was Toronto's 13th pick (188th overall) in the 1975 NHL Entry Draft, but never saw action with the Maple Leafs. Holland twice signed with NHL teams as a free agent -- in 1980 with Hartford and 1983 with Detroit. He spent most of his pro career in the AHL with Binghamton, Springfield and Adirondack. He made his NHL debut in 1980-81, playing one game with Hartford followed by three games for Detroit in 1983-84. In February 1998, Holland was inducted into the Binghamton (NY) Sports Hall of Fame.

On the international stage, Holland served as associate director for Hockey Canada at the Winter Olympic Games in 2010 (Vancouver) and 2014 (Sochi). Team Canada captured the gold medal at both tournaments, putting together one of the most dominant runs in international hockey history in 2014 after never trailing in any game and surrendering just three goals against during their undefeated 6-0 tournament.

Ken and his wife, Cindi, reside in suburban Detroit and have four children: Brad, Julie, Rachel and Greg.



RYAN MARTIN *Assistant General Manager*

Ryan Martin enters his sixth season as assistant general manager and his 11th overall as a member of Detroit's front office team. Martin is primarily responsible for collective bargaining

agreement administration and compliance, salary cap management, player contract research and analysis, and salary arbitration preparation. He is also involved extensively in all facets of player contract negotiations, strategic planning and player evaluations at both the professional and amateur levels. In addition, Martin is currently in his third season serving as general manager of the Grand Rapids Griffins of the American Hockey League. He oversees all aspects of hockey operations for the Griffins including player personnel decisions, player

development, contract negotiations and player movement.

Prior to joining the Red Wings in 2005, Martin practiced law from 1998-1999 in Denver, Colorado with the firm of Messner & Reeves, LLC, specializing in corporate, commercial transactional, and taxation law. From 1999-2003 he worked in Denver as an attorney and NHLPA certified player agent with Kurt Overhardt, PC and KO Sports, Inc., representing professional hockey players in all facets of their careers. From 2003-2005, Martin served as the in-house corporate counsel for a group of closely held businesses in Massachusetts and also worked as a part-time scout for the Omaha Lancers (USHL).

A native of Connecticut, Martin graduated from Trinity College in 1992 with a Bachelor of Arts degree in Economics and Legal Studies. He went on to earn a law degree from the University of Denver, College of Law in 1997 and an LL.M. in taxation from the University of Denver, College of Law in 1998.

Ryan and his wife, Candace, reside in suburban Detroit with their daughter, Ava and son, Cam.



KRIS DRAPER *Special Assistant to the General Manager*

Kris Draper enters his fifth season as special assistant to the general manager and his 22nd year overall with the organization. In his position, Draper works closely with Detroit's management team, assisting in player evaluation

at both the professional and amateur levels. He also provides input regarding potential trades and free agent signings, as well as insight into prospective selections at the annual NHL Entry Draft.

Draper announced his retirement as a player on July 26, 2011, after 20 seasons in the National Hockey League. He was originally a third-round pick (62nd overall) of the Winnipeg Jets in the 1989 NHL Entry Draft. Draper played 20 games over three seasons in Winnipeg before the Jets dealt him to Detroit on June 30, 1993, in exchange for future considerations.

Draper spent the next 17 seasons in the Motor City. He became a fixture in Detroit's lineup during the 1993-94 season and played center on what became known as the 'Grind Line' with Kirk Maltby, and at different times, Darren McCarty and Joe Kocur. They formed one of the most revered lines in Red Wings history and played an integral role in helping Detroit end a 42-year drought by capturing the 1997 Stanley Cup with a sweep of the Philadelphia Flyers. Draper was also part of championship runs by the Red Wings in 1998, 2002

and 2008. He joins Nicklas Lidstrom, Tomas Holmstrom, Kirk Maltby and Darren McCarty as the only players to hoist the Cup in each of Detroit's last four championship seasons.

The Toronto, Ontario, native enjoyed his best statistical season in 2003-04. He registered career-highs with 24 goals, 40 points and five shorthanded goals in just 67 games. Despite the jump in his offensive production, Draper's defensive responsibilities never wavered and he was rewarded with the 2004 Frank J. Selke Trophy as the NHL's top defensive forward.

Recognized throughout his career as one of the top penalty killers and face-off men in the NHL, Draper also played a vital role by checking the top lines of opponents and wearing down opposing defenses with his speed and tenacity. He served as Detroit's alternate captain for five seasons from 2006-07 through 2010-11. On February 2, 2009, he became just the 235th player in NHL history to play in 1,000 career games. Just six weeks later on March 17, 2009, he became the fifth player in team history to play 1,000 games in a Red Wings sweater joining Gordie Howe, Alex Delvecchio, Steve Yzerman and Nicklas Lidstrom. His postseason longevity is equally impressive. Draper never missed the playoffs during his 17 seasons in Detroit and appeared in 220 postseason games for the Red Wings, second in club history behind only Nicklas Lidstrom (263).

Kris and his wife, Julie, have two daughters, Kennedy and Kamryn, and a son, Kienan. The Drapers reside in Bloomfield Hills.





JIRI FISCHER

Director of Player Development

Jiri Fischer enters his ninth season as director of player development for the Detroit Red Wings. In his role, Fischer acts as a liaison between the team and the prospects within the or-

ganization. He oversees and evaluates Detroit's young players currently playing in juniors, college and Europe. Fischer travels extensively throughout the course of the season spending time with each prospect, helping to further their development by providing guidance and support. He continues this mentoring process until a prospect has developed into a professional hockey

player, either at the National Hockey League level with the Red Wings or the American Hockey League level with the Grand Rapids Griffins.

Fischer was by selected by Detroit in the first round (25th overall) of the 1998 NHL Entry Draft. An imposing figure on defense at 6-5 and 235-lbs., he patrolled the blue line for Detroit from 1999-00 through 2005-06. In 305 career games, the Horovice, Czech Republic, native scored 11 goals and collected 60 points. He also amassed 295 career penalty minutes. Fischer won the Stanley Cup as a player with Detroit in 2002 and was selected as the Red Wings' Rookie of the Year by the Detroit Sports Broadcasters Association following the 1999-2000 season.

Jiri has two children, Braidan and Lukas, and resides in suburban Detroit during the season.



BRYAN CAMPBELL

Director of Statistical Analysis and Hockey Administration

Bryan Campbell begins his first season as director of statistical analysis and hockey administration. Joining the organization in the summer

of 2015, Campbell will work closely with Executive Vice President and General Manager Ken Holland and Assistant General Manager Ryan Martin, focusing advanced statistical analysis and analytics in the areas of salary trends, contract valuations, free agent market acquisitions, trades and other areas, as well

as comparative research for contract negotiations and salary arbitrations, collective bargaining agreement administration and compliance and coordinating player transactions. He will also scout games locally at the professional, collegiate and junior levels.

A 2006 graduate of Union College with a degree in mechanical engineering, Campbell played college hockey and skated in 100 games with the Dutchmen from 2002-06. He went on to earn a master's degree in business administration at York University. Before his time with the Red Wings, Campbell worked in finance in New York.

Campbell is originally from Glanbrook, Ontario, and currently resides in Royal Oak.





JEFF BLASHILL

Head Coach

and just the third Michigan native to coach any major Detroit sports team, joining Steve Mariucci (Detroit Lions, 2003-05) and Dave DeBusschere (Detroit Pistons, 1964-67).

Blashill enters his fifth season with the organization, spending one season as an assistant coach for the Red Wings (2011-12) before serving as head coach of the Grand Rapids Griffins, Detroit's American Hockey League affiliate, from 2012-15.

With the Griffins, Blashill led the club to three of the most successful campaigns in franchise history, highlighted by a 2012-13 campaign that saw Grand Rapids capture a regular-season Midwest Division title and eventually the first Calder Cup championship in the franchise's 17-year history. In 2014-15, the Griffins won the Midwest Division after reaching 100 points for the first time during Blashill's tenure with a 46-22-6-2 (W-L-OTL-SOL) record over the AHL's 76-game slate. The club advanced to the Western Conference Finals for the second time in three seasons before falling to the Utica Comets in six games. In the 79-year history of the American Hockey League, no team played more playoff games (50) than the Griffins did during Blashill's run as head coach.

Born in Detroit and raised in Sault Ste. Marie, Mich., Blashill won the Louis A. R. Pieri Memorial Award as the AHL's most outstanding coach in 2013-14 and was named head coach for the 2014 AHL All-Star Classic. In his three seasons with Grand Rapids, he compiled a 134-71-12-11 regular-season record and a 29-21 mark in the postseason, winning seven of nine total playoff series. He is the only coach in Griffins history to qualify for the playoffs in three consecutive seasons, leading the team to 92 points or better each year.

Not including players who went to Grand Rapids on conditioning stints, 24 players who skated for the Griffins over the last three seasons went on to play at least one NHL game, including Joakim Andersson, Danny DeKeyser, Luke Glendening, Tomas Jurco, Petr Mrazek, Gustav Nyquist, Riley Sheahan and Tomas Tatar, who have all moved up to full-time roles with Detroit after winning the Calder Cup with Blashill in 2013. A total of 15 players

who appeared for Detroit in 2014-15 spent time in Grand Rapids over the past three years. Additionally, 11 current Red Wings were also regulars in 2011-12, which Blashill spent as an assistant coach in Detroit, helping the team to a 12th consecutive 100-point season.

Blashill joined the Red Wings' organization after one season as the head coach at Western Michigan University in 2010-11, where he doubled the Broncos win total from the previous season and led the school to its first appearance in the CCHA Championship game since 1986. He finished as a finalist for CCHA Coach of the Year, and was named National Coach of the Year by College Hockey News, Inside College Hockey and USCHO.com. Blashill made his head coaching debut with the United States Hockey League's Indiana Ice, compiling a 72-43-5 mark as head coach and general manager from 2008-10. The Ice earned a franchise-record 39 wins in 2008-09 and won the Clark Cup as champions of the USHL. He also developed nine players that played in the NHL or were selected in the NHL Entry Draft.

He began his coaching career with four seasons as an assistant coach for Ferris State University from 1998-02, followed by six seasons in the same role with Miami University in which the RedHawks qualified for the NCAA tournament four times. While overseeing the RedHawks' recruiting efforts, he brought in three Hobey Baker Finalists, six NCAA All-Americans and 11 first- or second-team All-CCHA players. Blashill also represented the United States as an assistant coach at international tournaments on three occasions: the 2009 World Junior A Challenge (gold medal), the 2009 World Junior Championship (fifth place) and the 2006 Ivan Hlinka Memorial Tournament (silver medal).

A goaltender in his playing days, Blashill spent his collegiate career at Ferris State and was the Bulldogs' Rookie of the Year in 1994-95, earned a spot on the CCHA All-Academic Team in 1996-97 and won FSU's President's Award in three consecutive years for having the highest grade-point-average on the Bulldogs. In 78 games over his four seasons in Big Rapids, he held a 27-36-5 record with two shutouts. He previously spent three seasons with the USHL's Des Moines Buccaneers, helping the team to a Clark Cup championship in 1992. He is the only person in league history to win the Clark Cup as both a player and head coach.

Jeff and his wife, Erica, reside in Plymouth with three children: Teddy, Josie and Owen.





TONY GRANATO

Assistant Coach

the Colorado Avalanche and an assistant coach for the Pittsburgh Penguins and 2014 U.S. Olympic Team.

Granato, 51, spent the past five seasons with Pittsburgh, guiding the team's defense (2.49 goals against per game, 10th) and penalty killing (85.0 percent, fifth) to top-10 finishes in the NHL during the 2013-14 campaign. The Penguins collected at least 101 points in each of Granato's seasons with the team and won a league-best 36 games during the 48-game season in 2012-13. During the 2013 postseason, his penalty killing unit posted a franchise-best 92.3 percent success rate, and in the 2010-11 season, the Penguins had the No. 1 ranked penalty kill in the NHL at 86.1 percent. He also served on Dan Bylsma's staff at the 2014 Winter Olympics in Sochi, Russia.

From 2002-09, Granato was a member of Colorado's coaching staff, starting in 2002-03 as an assistant coach and seeing two

stints (2002-04 and 2008-09) as a head coach. After just six months as an assistant coach, Granato was elevated to head coach for Colorado on Dec. 18, 2002 and led the Avalanche to a Northwest Division title with a 32-11-4-4 mark through the end of the season. The team sported a 40-22-13-7 record during the 2003-04 season, reaching the Western Conference Semifinals. Granato then worked as part of Joel Quenneville's staff with the Avalanche as an assistant coach from 2005-08, before a second stint as head coach of a young roster in 2008-09. Over his two stints, Granato compiled a 104-78-17-16 regular-season record with two postseason appearances.

A veteran of 773 NHL games with the New York Rangers, Los Angeles Kings and San Jose Sharks, Granato totaled 492 points (248-244-492) and 1,425 penalty minutes over his 13 seasons (1988-01). He was a member of the NHL All-Rookie Team in 1989 and was the recipient of the Bill Masterton Trophy in 1997. The Downers Grove, Ill., native also represented the United States internationally at the 1983 and 1984 World Junior Championships, the 1985, 1986 and 1987 World Championships and the 1988 Winter Olympics in Calgary, Alberta, totaling 36 points (14-22-36) and 44 penalty minutes in 46 international contests. He appeared in 152 games at the University of Wisconsin from 1983-87 prior to his professional career, notching 220 points (100-120-220) and 242 penalty minutes.

Tony and his wife, Linda, have four children: Michael, Dominic, Nicholas and Gabriella.



PAT FERSCHWEILER

Assistant Coach

Pat Ferschweiler, 45, is in his first season as an assistant with the Red Wings. He recently concluded his only season behind the bench with the Red Wings' American Hockey League affiliate in Grand Rapids, where he was an assistant to

Jeff Blashill. Previously, he spent four seasons at Western Michigan University, where he helped the team to a 19-16-5 record. The Rochester, Minnesota, native served as an assistant coach with the Broncos from 2010-13 before being promoted to associate head coach for the 2013-14 season.

In his inaugural campaign at WMU in 2010-11, Ferschweiler served under the charge of Blashill and helped the team to a 19-13-10 record, more than doubling the win total from the Broncos' previous season. Blashill and Ferschweiler's squad finished fourth in the CCHA with a conference record of 10-9-9 and earned its first bid to the CCHA championship game since 1996 after defeating the top-seeded Michigan, 5-2, in the CCHA semifinals.

During his second season with WMU, Ferschweiler assisted the Broncos in earning their first CCHA tournament championship since 1986. Under his guidance, current Red Wings defenseman Danny DeKeyser was named Second Team All-CCHA and Second Team All-American.

In 2004, Ferschweiler took on the role of general manager and head coach of the Russell Stover Under-18 team of the Midwest Elite Hockey League. In six seasons at the helm of the U18 team, Ferschweiler established the club as one of the country's elite hockey programs and led the team to numerous Midwest Regional Championships. Most recently, he helped Russell Stover to a third-place finish at the 2010 USA Hockey Tier 1 18U National Tournament.

On top of his coaching duties with Russell Stover, Ferschweiler simultaneously acted as the director of hockey for the Kansas City Stars youth organization from 2005-09 and helped train coaches at both the travel and house level.

Prior to his coaching career, Ferschweiler enjoyed an eight-year playing career spanning the International Hockey League, East Coast Hockey League and British Ice Hockey Superleague. Most notably, he spent six seasons as a right wing with the IHL's Kansas City Blades, who were owned by Griffins President & CEO Dan DeVos. Ferschweiler was one of the most prominent players in Blades history, compiling 159 points (46-113-159) in 355 games to rank among the franchise's all-time leaders in games played (4th), assists (8th) and points (9th).

Ferschweiler is a 1993 graduate of WMU, where he spent three seasons (1990-93) with the Broncos and accumulated 95 points in 116 collegiate games. In his senior campaign, he earned honors as the Rob Hodge Most Valuable Player after amassing a career-best 15 goals and 20 assists.





CHRIS CHELIOS

Assistant Coach

Chris Chelios transitions to a new role with Detroit in 2015-16, working as an assistant coach on Jeff Blashill's staff after spending five seasons

as an advisor to the Red Wings' management staff, while mentoring the organization's young defensemen in Grand Rapids. As an assistant coach, Chelios will observe games from the press box and offer his insights to the Red Wings bench coaches during the games. He will also continue to play a role in player development by working on-ice with the team during practices. Chelios also accepted a position with USA Hockey and will serve as an assistant coach at the 2016 IIHF World Junior Championship in Helsinki, Finland, this December and January.

Chelios retired as a player from the National Hockey League on August, 31, 2010, after 26 seasons with the Montreal Canadiens, Chicago Blackhawks, Detroit Red Wings and Atlanta Thrashers. He played the most games by a defenseman in NHL history (1,651) and was the only player in league history to play in over 400 games for three different teams (Chicago-664, Detroit-578, Montreal-402). Chelios played his first NHL game on March 8, 1984, when the Canadiens hosted the Hartford Whalers and skated in his final game on April 6, 2010, when the Thrashers battled the

New Jersey Devils. For 26 years in between, Chelios accomplished a litany of feats that place him among the game's all-time greats. He played the fourth-most regular-season games in NHL history (1,651) and the most postseason games in league history (266), won three Stanley Cups (Montreal-1986 and Detroit 2002, 2008), three Norris Trophies as the NHL's best defenseman (1989, 1993, 1996), finished second in Norris Trophy voting twice (1995, 2002), made 11 NHL All-Star Game appearances (1985, 1990-94, 1996-98, 2002, 2008), finished as a First Team NHL All-Star five times (1989, 1993, 1995, 1996, 2002) and a Second Team All-Star twice (1991, 1997), ranks 10th all-time among defensemen with 948 points (185-763-948) and at the age of 48, Chelios retired as the second-oldest player in NHL history behind the legendary Mr. Hockey, Gordie Howe (52).

Chelios also played an integral role in the development of USA Hockey during his illustrious playing career. He would represent the United States at four Olympic Winter Games (1984, 1988, 2002, 2006), three Canada Cups (1984, 1987, 1991), two World Cup of Hockey events (1996, 2004) and once at the World Junior Championship (1982). Chelios led the stars and stripes to a championship at the 1996 World Cup of Hockey and a silver medal at the 2002 Olympic Winter Games in Salt Lake City.

Chelios lives in the Detroit area with his wife, Tracee. The couple has two daughters, Caley and Tara, and his two sons, Dean and Jake, who each began their professional hockey careers in 2014-15.



DAVE NOEL-BERNIER

Assistant Coach

Dave Noel-Bernier is in his first season as the Red Wings assistant coach/video. He follows Jeff Blashill and assistant coach Pat Ferschweiler to Detroit after working on the Grand Rapids

Griffins' coaching staff in 2014-15 as an assistant coach.

Prior to his time with the Griffins, Noel-Bernier served as the director of hockey for the Eagles Ice Center and the Grand Rapids Blades youth program from 2013-15. He was also an assistant coach for the Grand Rapids Christian High School varsity team in 2013-14, when he was named Total Package Hockey's Michigan High School Division III Assistant Coach of the Year after helping lead the Eagles to a 19-7-1 record. The 39-year-old maintained each of those roles while he worked for the Griffins in the 2014-15 season.

Noel-Bernier, a member of the University of Nebraska-Omaha's inaugural Division I team in 1997 and the Mavericks' first CCHA squad in 1999, compiled 50 points in 138

career games from 1997-2001. He graduated magna cum laude with a degree in exercise science in 2001, earning UNO Male Scholar-Athlete of the Year and CCHA All-Academic Team honors to go with his third selection as UNO's Student-Athlete of the Year.

Following graduation, Noel-Bernier played six seasons at the minor professional level, including two stints with the United Hockey League's Muskegon Fury in 2003-04 and 2006-07. In 2003-04 he registered 53 points in 72 regular-season games before helping the Fury win the Colonial Cup.

Upon retiring as a player, Noel-Bernier returned to UNO and served as director of hockey operations from 2007-10, while also acting as the Mavericks' video coordinator and assistant strength and conditioning coach. After three seasons coaching in Omaha, he accepted a position as an assistant coach with the Muskegon Lumberjacks, who had recently shifted from the International Hockey League to the United States Hockey League, the country's premier junior league.

A native of Montmagny, Quebec, Noel-Bernier spent parts of three seasons (2010-13) with the Lumberjacks before joining Grand Rapids Christian and the Blades and has helped to produce more than 15 NHL draft picks and 50 Division I players since 2007.



JIM BEDARD

Goaltending Coach

Goaltending coach Jim Bedard enters his 18th season with the Red Wings. In his position, Bedard works with goaltenders at every level within the team's system, splitting time between De-

troit, Grand Rapids and Toledo. He also scouts goaltenders currently playing in the minors, as well as the junior and college ranks. Bedard has contributed to three Stanley Cup championships during his time with the Red Wings (1998, 2002 and 2008).

Bedard played his junior hockey for the Sudbury Wolves of the Ontario Hockey League and was drafted by the Washington Capitals in the 1976 National Hockey League Entry

Draft with their sixth selection (91st overall). He played in the Washington organization for five years, two of which were spent at the NHL level. His NHL statistics include 73 games played, a 17-40-13 record, a 3.94 GAA and one shutout. Bedard spent the majority of his playing career with the Hershey Bears of the American Hockey League, but also played for the Cincinnati Stingers (CHL), Rochester Americans (AHL), Tulsa Oilers (CHL) and Dayton Gems (IHL). Following his time with the Washington organization, Bedard spent 14 seasons in Europe playing for TPS in Turku, Finland.

At the conclusion of his playing days, Bedard began his coaching career working with goalies in the Ontario Hockey League. He worked as a goaltending coach for the Niagara Falls Thunder, before moving on as an assistant coach with the Erie Otters. In addition, he served as a goaltending consultant for various elite league teams in Europe.

Bedard spends the off-season in Windsor, Ontario, with his wife, Arja. The couple has one daughter, Seija.





MARK HOWE

Director of Pro Scouting

Mark Howe enters his 21st year as part of Detroit's front office and his 24th season overall with the organization. After ending his professional hockey career on September 28, 1995, Howe

joined the Red Wings front office as an assistant to the hockey operations department. In that capacity he began scouting the International Hockey League and American Hockey League. His energies, however, were primarily focused on preparing promising young defensemen within the organization for the National Hockey League at the club's minor-league affiliates.

Howe has his name engraved on the Stanley Cup four times. He was a pro scout for Detroit's championship runs in 1997, '98 and '02 and was in his current role as the club's director of pro scouting for the Wings' last title in 2008. Mark has repeated Howe family history as his father, Gordie, won a total of four Stanley Cup titles during his

playing career with the Red Wings (1950, '52, '54 and '55). Playing first in the World Hockey Association and then in the NHL, Howe finished his career as the second-highest scoring defenseman in professional hockey with 1,246 points (1976-545A-742P in 929 NHL games; 2086-296A-504P in 426 WHA games). Howe played three seasons with the Hartford Whalers and 10 with the Philadelphia Flyers, before returning to his hometown Detroit, inking a free-agent deal with the Red Wings on July 8, 1992. He finished his playing career in the Motor City, appearing in 122 regular-season games and collecting eight goals and 64 points.

Howe was a First Team NHL All-Star defenseman in 1983, '86 and '87. In 1985-86, he led the league with a +85 rating, and followed with a +57 rating to pace all NHL defensemen in 1986-87. He was runner-up for the Norris Trophy in both 1986 and 1987, and was selected to five NHL All-Star Games (1981, '83, '85, '86 and '88). For all of his incredible achievements on the ice, Mark was inducted into the National Hockey League Hall of Fame in the player category on November 14, 2011, in Toronto.

Mark currently resides in New Jersey and has three children: Travis, Nolan and Azia.



GLENN MERKOSKY

Pro Scout

Glenn Merkosky, 55, begins his 17th season as a member of Detroit's scouting staff and 24th season overall with the organization. His primary responsibilities include scouting

the American Hockey League and National Hockey League, identifying talent and evaluating players for the organization. Merkosky consults with Detroit's front office personnel throughout the season regarding players to target

via trades or free agency.

During his time with the organization, Merkosky served as both a head coach (1996-99) and an assistant coach (1991-92) for the team's former minor league affiliate, the Adirondack Red Wings. The Edmonton, Alberta, native is also Adirondack's all-time franchise leader in games played (430), goals (204), assists (212) and points (416). Merkosky played in 66 career National Hockey League games for the Hartford Whalers (7), New Jersey Devils (39) and Detroit Red Wings (20).

Glenn resides in Glens Falls, New York, with his wife, Jennifer. They have four children.





BRUCE HARALSON

Pro Scout

Bruce Haralson enters his seventh campaign as a pro scout for the Detroit Red Wings after spending the previous 14 seasons as an amateur scout with the organization. His primary responsibilities include scouting National Hockey League clubs based

in the western United States and Canada, along with their American Hockey League affiliates. Bruce is responsible for evaluating talent at the NHL and AHL levels in order to provide input to Red Wings management regarding potential trades and free agent acquisitions. In his previous role, Bruce scouted amateur players in the junior and college ranks playing in the western United States and Canada in advance of the annual NHL Entry Draft.

Bruce and his wife, Lise, live in Lynden, Washington, and spend their summers in Phoenix, Arizona. They have two sons, Jay and Chad.



KIRK MALTBY

Pro Scout

Kirk Maltby returns for his sixth season as a pro scout with the Detroit Red Wings. The 42-year-old Cambridge, Ontario, native is responsible for evaluating players at both the National Hockey League and American Hockey League levels currently playing on clubs based in the central United States and Canada. Maltby's input is used by Detroit's management team when considering potential trades and free agent acquisitions. He also assists Detroit's coaching staff with advanced scouting reports on upcoming opponents.

Maltby played 16 seasons in the National Hockey League before retiring on October 12, 2010, and moving into his current role. He was originally a third-round draft pick (65th overall) of the Edmonton Oilers in the 1992 NHL Entry Draft.

He spent parts of three seasons in Edmonton before a trade deadline deal in 1996 brought him to Detroit in exchange for defenseman Dan McGillis. Maltby would spend the rest of his career in the Motor City, playing 908 games in a Red Wings sweater, tied for eighth-most in franchise history (Sergei Fedorov). He finished his career with 128 goals, 132 assists, 260 points and 867 penalty minutes. Maltby also appeared in 169 postseason games for the Red Wings, fifth-most in team history. He won four Stanley Cups while donning the winged wheel (1997, '98, 2002 and '08) and became a fan favorite thanks to his agitating style. He was a member of the infamous 'Grind Line' in Detroit along with teammates Kris Draper and Darren McCarty. Maltby became the 239th player in NHL history to play in 1,000 career games on February 27, 2009, when the Red Wings played host to the Los Angeles Kings at Joe Louis Arena.

Kirk and his wife, Wendy, reside in Grosse Pointe with their three children, Ella, Landon and Leighton.



AMATEUR SCOUTS



TYLER WRIGHT
*Director of
Amateur Scouting*



JEFF FINLEY
Chief Amateur Scout



DAVE KOLB
Amateur Scout



MARIO MAROIS
Amateur Scout



ANDREW DICKSON
Amateur Scout



KELLY HARPER
Amateur Scout



LEN QUESNELLE
Amateur Scout



SAM LITES
Amateur Scout



MARTY STEIN
Amateur Scout

EUROPEAN SCOUTS



HAKAN ANDERSSON
*Director of
European Scouting*



VLADIMIR HAVLUJ
European Scout



NIKOLAI VAKOUROV
European Scout

2015-16 TRAINING, EQUIPMENT & MEDICAL STAFF



PIET VAN ZANT
Athletic Trainer



RUSS BAUMANN
Assistant
Athletic Trainer



PAUL BOYER
Equipment
Manager



JOHN REMEJES
Assistant
Equipment Manager



BRADY MUNGER
Assistant
Equipment Manager



**SERGEI
TCHEKMAREV**
Team Masseur



**ANTHONY
COLUCCI, D.O.**
Team Physician



**DONALD W.
WEAVER, M.D.**
Team Medical
Director



**DOUGLAS G.
PLAGENS, M.D.**
Team Physician



**DR. JEFFREY
BOOGREN**
Team Dentist



**DR. RANDY
FREIJ**
Team Dentist



**AINARS
TREIGUTS**
Team Masseur

TRAINERS

PIET VAN ZANT is entering his 14th season as head athletic trainer and 22nd overall with the organization. He joined the Red Wings' staff as an assistant athletic trainer for the 1999-00 season after spending six years with Detroit's AHL franchise in Gled Falls, N.Y. Van Zant received a bachelor's degree in athletic training from Central Michigan University in 1993. Piet and his wife, Missy, reside in suburban Detroit with their four children Jared, Dylan, Mikayla and McKenna.

RUSS BAUMANN enters his 14th season with the Red Wings as the club's assistant athletic therapist. The Livonia native graduated from Central Michigan University with a bachelor's degree in athletic training in 1993 and his Master's in physical therapy from Wayne State University in 1999. Russ and his wife, Jennifer, reside in suburban Detroit with their son, Blake, and daughter, Hailey.

EQUIPMENT STAFF

PAUL BOYER enters his 23rd season as equipment manager after joining the Wings for the 1994-95 season following one season with the New Jersey Devils. A native of Sault Ste. Marie, Ontario, Boyer earned a bachelor of science degree from Lake Superior State University, then spent five years as the school's hockey trainer before heading to the National Hockey League. Boyer was selected to work the 2002 NHL All-Star game in Los Angeles. He served seven years as president of the Society of Professional Hockey Equipment Managers (SPHEM). Prior to being named president of SPEHM, Boyer was secretary for four terms. Paul and his wife, Helen, have three children and reside in Grosse Pointe.

JOHN REMEJES enters his eighth season as an assistant equipment manager of the Red Wings. The Mt. Clemens native was part of the game night staff for 14 years, beginning as a stick boy for visiting teams at age 16, prior to his first year as a full-time assistant equipment manager in 2008-09. John attended Central Michigan University and Alma College.

BRADY MUNGER begins his first season as an assistant equipment manager for the Red Wings, joining the organization from Major League Baseball's Detroit Tigers, where he served in a similar capacity for parts of four seasons in addition to working with the Tigers' minor-league affiliates. Brady was a sport management major at Bowling Green State University and worked as an equipment

MEDICAL STAFF

The Red Wings' medical staff consists of the club's medical director, **DONALD W. WEAVER, M.D.** (11th year), team physicians **DOUGLAS G. PLAGENS, M.D.** (11th year) and **ANTHONY COLUCCI, D.O.** (25th year), and team dentists **JEFFREY BOOGREN, D.D.S.** (7th year) and **RANDY FREIJ, D.D.S.** (7th year).



RED WINGS ON THE AIR (RADIO & TV)

FOX SPORTS DETROIT

All 82 Detroit Red Wings regular-season games will be carried live on both radio and television. Fox Sports Detroit continues to be the television partner of the Red Wings by airing 70 regular-season contests and all first round playoff contests not designated as exclusive national broadcasts. Detroit will be featured exclusively on NBC or NBCSN broadcasts 12 times in 2015-16.

Ken Daniels and former Red Wings forward, Mickey Redmond, return as the Red Wings' TV announce crew with former Red Wings goaltender and three-time Stanley Cup champion Chris Osgood or Darren Eliot rotating in for Redmond during select road games.

KEN DANIELS begins his 19th season as the Red Wings' television play-by-play announcer, joining the team from Hockey Night In Canada, where he handled play-by-play duties and hosted segments with Don Cherry on Coach's Corner.

While working for CBC, Daniels' diverse sports experience included hosting stints for CBC Sports Weekend and the Indy Car World Series, as well as Formula One Grand Prix coverage and Toronto Blue Jays baseball. Daniels' broadcast resume also includes two Olympic Games (1996 Atlanta and 1988 Seoul) where he covered a wide range of sports including cycling, baseball, canoeing, kayaking, tennis and judo.

In addition to his numerous television assignments for CBC, Daniels was also the voice of morning sports for Toronto's all-sports radio station, The Fan 590, for eight years.

Ken won a Michigan Emmy in 2006 when he called a Red Wings-Ottawa Senators game from between the benches at Joe

Louis Arena. In 2011, he was named the winner of the Detroit Sports Broadcasters Association's Ty Tyson Award for broadcast excellence.

MICKEY REDMOND enters his 30th year as color analyst on Red Wings television broadcasts. Redmond is a highly-regarded analyst whose broadcast resume includes work on nationally-televised games for Fox Sports, ESPN (including ESPN International broadcasts of the 1997 and 1998 Stanley Cup Finals) and CBC's Hockey Night In Canada. During the 2001 Stanley Cup Playoffs, Redmond worked with ABC as the sideline reporter for the Detroit broadcasts.

Mickey twice was a 50-goal scorer in five full seasons with Detroit after being acquired from Montréal with Guy Charron and Bill Collins for Frank Mahovlich in January, 1971. He scored 52 goals and made the NHL's First All-Star Team in 1973, then netted 51 the next season to earn a Second-Team berth. He had 233 goals and 195 assists in 538 regular-season games in nine NHL seasons with Montréal and Detroit.

JOHN TUOHEY enters his 19th year as Executive Producer for FOX Sports Detroit telecasts. A native of Detroit and graduate of the University of Michigan, Tuohey returned to his hometown in 1997 to launch FOX Sports Detroit, leaving his own production company in Chicago. He spent ten years as executive producer of SportsChannel Chicago where he earned local Emmys for his work on Blackhawks, Bulls and White Sox telecasts.

97.1 FM THE TICKET

97.1 FM The Ticket (along with WXYT AM 1270) begins its 15th year as the flagship radio station of the Red Wings and will broadcast all of Detroit's regular-season and playoff games.

The radio team of play-by-play announcer Ken Kal and analyst Paul Woods return for their 21st season together behind the microphone of the Wings' flagship station.

KEN KAL begins his 21st season as the radio play-by-play man for the Red Wings. Prior to joining the Detroit organization, Kal handled the play-by-play duties for University of Michigan hockey for 11 years on Ann Arbor AM stations - seven on WTKA after the first four on WAAM, during which time he also covered the Red Wings as a reporter. Born and raised in the city of Detroit, Kal began his radio career immediately following graduation from Wayne State University in 1979 with his first job at WAAM, handling sports and working as an on-air personality.

In addition to his broadcast duties, Kal represents the Red Wings in the community by visiting schools or business

groups, hosting team events and playing for the Wings' charity softball team. Rounding out his administrative duties, Ken also works with the broadcast department to expand the Red Wings radio network and maintain affiliate relations. Kal received the DSBAs Ty Tyson Award for broadcast excellence in 2007. He is also a board member of the Polish-American Sports Hall of Fame. Ken and his wife, Darlene, reside in St. Clair Shores and enjoy boating and spending time with their two dogs.

PAUL WOODS is back for his 29th season as color analyst for the Red Wings, a career which began shortly after the conclusion of his playing days in the NHL. A native of Hespeler, Ontario, Woods was drafted by Montréal in 1975. He never played for the Canadiens, but was obtained by Detroit in the 1977 waiver draft. His seven-year stint with the Red Wings began in 1977-78 and ended after the 1983-84 season. A former captain for Detroit, he finished his NHL career with 72 goals and 124 assists in 501 regular-season games.



RED WINGS ON THE AIR (RADIO & TV)



PAUL WOODS & KEN KAL
97.1 FM Analyst and 97.1 FM Play-by-Play



MICKY REDMOND & KEN DANIELS
Television Analyst - Television Play-by-Play



CHRIS OSGOOD
Television Analyst



JOHN KEATING
Pre-Game Host/Reporter



TREVOR THOMPSON
Post-Game Host/Reporter



JIMMY POWERS
Program Director
97.1 The Ticket-WXYT



JOHN TUOHEY
Executive Producer
Fox Sports Detroit

DETROIT RED WINGS NETWORK AFFILIATES

Covering the entire state of Michigan and beyond...

CITY	STATION	FREQUENCY	CITY	STATION	FREQUENCY
DETROIT	WXYT	97.1 FM/1270 AM	Houghton	WCCY	1400 AM
Alpena	WRGZ	96.7 FM	Jackson	WKHM	970 AM
Ann Arbor	WTKA	1050 AM	Kalamazoo	WQLR	1660 AM
Big Rapids	WBRN	95.1 FM / 107.7 FM	Lansing	WFVN	730 AM
Cadillac	WKAD	93.7 FM	London, ONT	CKSL	1290 AM
Charlevoix	WMKT	1230 AM	Ludington	WWKR	94.1 FM
Cheboygan	WCHY	97.7 FM	Newberry	WNBY	1450 AM
Escanaba	WGLQ	97.1 FM	Petoskey	WMBN	1340 AM
Flint	WTRX	1330 AM	Port Huron	WPHM	1380 AM
Grand Rapids	WBBL	107.3 FM	Saginaw	WSGW	790 AM
Grayling	WGRY	101.1 FM / 1230 AM	Sault Ste. Marie	WSOO	1230 AM
Holland	WHTC	1450 AM	Traverse City	WCCW	1310 AM

AFFILIATE STATIONS ARE SUBJECT TO CHANGE



RED WINGS GAME STAFF & OFF-ICE OFFICIALS

GAME STAFF

Public Address Announcer	ERICH FREINY
Director of Broadcasting	SHELDON NUEMAN
Broadcast Facilities.....	ED KALTZ
Broadcast Procurement.....	CAROL SARNECKY
NHL Engineering	DANIEL THOMAS
Minister of Statistics and Research.....	GREG INNIS
Game Night Staff Coordinator.....	GARY HINDS
Game Night Staff Volunteers.....	JASON BLADES, TOM GAGE, DINO HINDS, LARRY KOSIBA, CHIP MOLITOR, JIM OMILIAN, MATT PAVELICH, MARK PERNAK, TOM SHAW, PAUL VOCKLER
Red Wings' Dressing Room Attendant.....	RICK SZUBER
Visitors' Dressing Room Attendants	BRADY MUNGER, BILL KERSTETTER

NHL OFF-ICE OFFICIALS

Supervisor & Penalty Timekeeper	MIKE HARGRAVES
Game Timekeeper.....	PHIL BLAIN
Official Scorer	BOB DALLOS
Goal Judges.....	STEVE HOSMER, JACK MACROBERT
Penalty Box Attendants.....	DOUG FLEES, LEN PAQUETTE
Scoring System Manager.....	RON HAYES
Real Time Scorers	MIKE BLAIR, DAN HALL, GREG HAMES, KEITH JUNGQUIST, PAUL KOLINSKI, TOM MALLON, MIKE MONDALEK
Commercial Coordinators.....	CHIP MOLITOR, JOHN VIECELI
Video Replay Officials	KEVIN HALL, DENNIS PARISH
Video Replay Technicians.....	REGAL PALLAS, ROB RANCOUR
Arena Technical Coordinators	CHUCK FREEDMAN, MARTY FOSTER, JASON KING, KEN OLARI



2015-16
DETROIT RED WINGS

PLAYER ROSTER



IT'S MORE 
THAN HOCKEY™



8 JUSTIN ABDELKADER

6-1 • 218 lbs. • Left Wing • Shoots Left
Born: Muskegon, MI – February 25, 1987
Last Amateur Club: Michigan State University
(Central Collegiate Hockey Association – NCAA)

BECAME A RED WING: Second round (42nd overall) in 2005 NHL Entry Draft.

CAREER STATS VS. NHL

TEAM	GP	G	A	PTS	PIM
ANA	15	4	3	7	9
ARI	17	1	2	3	14
BOS	13	3	1	4	0
BUF	12	0	7	7	6
CAL	15	5	3	8	14
CAR	6	1	1	2	4
CHI	23	1	4	5	14
COL	16	3	2	5	9
CBJ	26	3	3	6	17
DAL	17	1	3	4	7
EDM	0	0	0	0	0
FLA	16	4	7	11	22
L.A.	10	0	3	3	8
MIN	17	1	4	5	14
MON	15	0	4	4	13
NSH	9	0	2	2	8
NJ	22	6	2	8	15
NYI	10	1	3	4	2
NYR	8	1	1	2	8
OTT	8	1	1	2	12
PHI	10	1	2	3	2
PIT	9	1	0	1	4
STL	8	1	1	2	4
SJ	26	6	5	11	16
TB	17	2	1	3	13
TOR	11	2	0	2	17
VAN	7	2	1	3	11
WSH	17	6	2	8	32
WGP	398	61	71	132	297
TOTAL	327	38	50	88	225

CAREER

Entering his eighth year as a professional and seventh full season in Detroit... Re-signed to a new four-year contract on September 14, 2012...Made his NHL debut with the Red Wings on April 3, 2008 (amateur tryout)...Helped the Michigan State Spartans capture the 2007 NCAA Division I title, scoring game-winning goal in championship game vs. Boston College...Named 2007 NCAA Tournament MVP and Frozen Four Most Outstanding Player...Competed for the United States at the 2012 and 2014 IIHF World Championship...Won a bronze medal with Team USA at 2007 IIHF World Junior Championship...Won 2005 Clark Cup championship with Cedar Rapids.

BY SEASON

2014-15: Enjoyed a career season and more than doubled his previous career-best (10) with 23 goals among 44 points in 71 games...Led Detroit with two overtime goals (10/23 vs. Pittsburgh and 3/22 vs. St. Louis) and 153 hits...Placed among Red Wings leaders with 23 goals (4th), 21 assists (8th), 44 points (5th), 72 penalty minutes (2nd), eight power-play goals (T3rd), five game-winning goals (T2nd), 154 shots (6th) and a 14.9 shooting percentage (2nd)...Averaged 17:54 TOI, ranking third among Detroit's forwards...Ranked among the NHL's best in overtime goals (T6th) and shooting percentage (T29th)...Recorded four points (2-2-4) in the first four games of the season from 10/9-10/17...Posted the first of two season-high three-point games (2-1-3) on 10/29 at Washington...Established a new career high with assists in three straight games from 10/29-11/2, matching that feat on 1/18-1/27...Bested his personal goal streak with a three-game run from 3/9-3/14 and surpassed that with a four-game stretch from 3/22-3/28, part of a longer span where he notched 10 goals over 13 games from 3/4-3/28...Notched his 100th career point on 11/20 at Winnipeg and scored his 50th goal on 2/5 at Colorado...Added two assists in five postseason games.

2013-14: Set a new career high with 28 points (10-18-28) in 70 regular-season games...Lost 12 games due to injury...Ranked among team leaders with three game-winning goals (T4th), 147 shots (6th) and 21 takeaways (9th)...Led Detroit in hits for the second-straight season (172)...Averaged 15:17 TOI...Established a career best with a four-game point streak (1-3-4) from 11/24-12/1...Skated in his 300th NHL game on 1/18 vs. Los Angeles...Had a pair of two-goal games and scored game-winning goal on 2/3 vs. Vancouver and 4/13 at St. Louis...Captained the United States at the 2014 IIHF World Championship in Minsk, Belarus, notching four points (3-1-4) in six games.

2012-13: One of four Red Wings to skate in all 48 regular season games...Set a new career best with 10 goals...Ranked fifth on the club in goals and led the team with 120 hits...Finished fifth on the team with 96 shots...Averaged a career-high 14:48 TOI during the regular season...Recorded his first career hat trick and a



2015-16 DETROIT RED WINGS



8 JUSTIN ABDELKADER continued

2011-12: Appeared in a career-high 81 games for Detroit...Missed one game with the flu...Registered career-highs in goals (8), assists (14), points (22) and PIM (62)...Led Detroit forwards and finished second on the team with 148 hits...Won 52.9% of his face-offs taken, second-best on the team...Recorded six fighting majors...Played in his 200th career game on 3/19 vs. Washington...Averaged 12:18 TOI during the regular season...Appeared in all five postseason games...Averaged 12:31 TOI during the post-season...Finished third among Detroit forwards with nine hits in the playoffs...Did not register a postseason point for the second consecutive year.

2010-11: Appeared in a career-high 74 games for the Red Wings... Led all Detroit players with 188 hits... Registered career-highs with seven goals, 12 assists, 19 points, 61 PIM and 129 shots on goal...Led Detroit with a +15 rating...Scored first career game-winning goal 11/3 at Calgary...Tied for team lead with three fighting majors... Won 52.8% of face-offs taken in 2010-11...Played in his 100th career game 2/9 vs. Nashville...Averaged 12:18 of ice time per game during regular season...Appeared in all 11 postseason games for Detroit...Did not register a postseason point...Finished playoffs with a -4 rating and 22 PIM.

2009-10: Appeared in a career-high 50 games for Detroit...Registered career highs with three goals, three assists, six points and 35 PIM...Notched his first career

career-high four points on 3/22 at Anaheim...Registered three points (2-1-3) in 12 postseason appearances...Led Detroit with 33 penalty minutes in the playoffs and tied for the team lead with a +4 rating...Tied for 10th in the NHL and led Detroit with 61 hits in the playoffs...Missed two playoff games due to suspension...Averaged 16:57 TOI in the postseason, fourth-best among Detroit forwards.

CAREER HIGHLIGHTS

FIRSTS:

FIRST GP:04/03/2008 DET 3 VS CBJ 2
 FIRST ASST:10/15/2009 DET 5 VS LA 2
 FIRST GOAL:10/17/2009 DET 3 VS COL 4

MOSTS: MOST RECENTLY

GOALS: 3 (1X).....03/22/2013 DET 5 AT ANA 1
 ASSISTS: 2 (4X)....01/06/2015 DET 4 AT EDM 2
 POINTS: 4 (1X)....03/22/2013 DET 5 AT ANA 1 (3G-1A)

SOG: 7 (2X).....03/22/2015 DET 2 VS STL 1
 PIM: 9 (1X).....02/08/2012 DET 4 VS EDM 2
 HAT TRICKS: 1.....03/22/2013 DET 5 AT ANA 1 (3G)
 MULTI-PT GAMES: 21....03/24/2015 DET 4 VS ARI 5 (1G-1A)

LONGEST PERSONAL STREAKS:

GOALS: 4 (1X).....03/22/2015 03/28/2015 (4G)
 ASSISTS: 3 (2X)....01/18/2015 01/27/2015 (3A)
 PTS: 4 (2X).....03/22/2015 03/28/2015 (4G-2A)

CAREER STATS

REGULAR SEASON

PLAYOFFS (BOLD)

SEASON	CLUB	LEAGUE	GP	G	A	P	PM	GP	G	A	P	PM
2007-08	DETROIT	NHL	2	0	0	0	0	0	0	0	0	0
2008-09	DETROIT	NHL	2	0	0	0	0	10	2	1	3	0
2009-10	DETROIT	NHL	50	3	3	6	35	11	1	1	2	36
2010-11	DETROIT	NHL	74	7	12	19	61	11	0	0	0	22
2011-12	DETROIT	NHL	81	8	14	22	62	5	0	0	0	2
2012-13	DETROIT	NHL	48	10	3	13	34	12	2	1	3	33
2013-14	DETROIT	NHL	70	10	18	28	31	5	0	2	2	6
2014-15	DETROIT	NHL	71	23	21	44	72	5	0	2	2	6
DETROIT TOTALS			398	61	71	132	297	59	5	7	12	105
NHL TOTALS			398	61	71	132	297	59	5	7	12	105



2015-16 DETROIT RED WINGS



8 JUSTIN ABDELKADER continued

goals among AHL rookies...Recorded team-best six goals in 10 games during AHL postseason...Named to the AHL's All-Rookie Team and a finalist for the rookie of the year award, equaling the franchise record for most goals by a rookie (24) and recording the second-most points by a Griffins' rookie.

2007-08: Signed to an amateur tryout by Detroit 4/3, forgoing his final collegiate season...Made his NHL debut vs. Columbus on 4/3, playing 11:20 and recording three shots and three hits...Played two regular season games for the Wings...Was a Black Ace during the 2008 Stanley Cup Playoffs...Appeared in 42 games for Michigan State...Named alternate captain as a junior...Finished second on team in points (40), game-winning goals (5), plus-minus (+15), shots (137), and finished third in assists (21) and goals (19)...Led team with 107 PIM...MSU owned an 18-4-0 record when Abdelkader registered a point...Named to NCAA West Regional All-Tournament Team...CCHA's Best Defensive Forward.

2006-07: Appeared in 38 games for Michigan State...Helped MSU capture the 2007 NCAA Championship, scoring the game-winning goal in the championship game vs. Boston College with 18.9 seconds remaining – the latest a game winner has ever been scored in a NCAA title game...Named 2007 NCAA Championship Tournament MVP and 2007 Frozen Four Most Outstanding Player...Finished third on the team in scoring with 33 points and tied for third on the squad with 18 assists...Led team with 91 penalty minutes.

PERSONAL

Justin resides in his hometown of Muskegon, Mich., during the off-season...He started Michigan State's "Shoot for a Cure" initiative to help benefit children's cancer charities and remains active with the cause to date...He is also active in the Salvation Army's annual fundraising efforts, serving as a bell ringer over the last five holiday seasons...Justin started the 'Abby's All Stars' reading program for elementary school students across the state of Michigan in 2012-13, hosting one elementary student and his/her guardian at every Red Wings home game...He also visits several elementary schools each year to read 'The Little Engine That Could' to students...Volunteered for the 2015 MI Wings Community Tour this September, visiting the United States Coast Guard in Detroit and visiting pediatric patients at Helen DeVos Children's hospital.

regular season point 10/15 vs. Los Angeles (assist)...Scored his first career regular season goal 10/17 vs. Colorado...Had his first career multi-goal game 11/11 at Columbus...Finished third on Detroit with 152 hits despite appearing in just 50 games...Dressed for 11 of Detroit's 12 postseason games in the 2010 Stanley Cup Playoffs...Finished with two postseason points (1-1-2) and 36 PIM...Appeared in 33 games for the Grand Rapids Griffins (AHL), finishing with 24 points (11-13-24), 86 PIM, one PPG, one SHG and a +6 rating...Served as an alternate captain in Grand Rapids.

2008-09: Appeared in two regular season games with Detroit...Did not register a point in two regular season games...Recalled to Detroit 5/8 and played in 10 postseason games for the Red Wings, recording 32 hits...Played in his first career NHL postseason game in Game 5 vs. Anaheim on 5/10, registering his first career postseason point (assist)...Scored his first two career postseason goals in Games 1 and 2 vs. Pittsburgh, becoming the first player in NHL history to score goals in the first two games of a Stanley Cup Final having never previously scored a goal in the NHL (regular season or playoffs)...Made his AHL debut with the Grand Rapids Griffins...Appeared in 76 games, finishing second in team scoring with 52 points, tied for second in goals (24), and fifth in assists (28)...Led team with 102 penalty minutes...Tied for third in



2015-16 DETROIT RED WINGS



18 JOAKIM ANDERSSON

6-2 • 207 lbs. • Center • Shoots Left
Born: Munkedal, Sweden – February 5, 1989
Last Amateur Club: Frolunda (Sweden)

BECAME A RED WING: Third round (88th overall) in 2007 NHL Entry Draft.

CAREER STATS VS. NHL

TEAM	GP	G	A	PTS	PIM
ANA	6	1	1	2	2
ARI	7	1	0	1	0
BOS	8	0	3	3	2
BUF	5	0	1	1	2
CGY	6	2	1	3	6
CAR	4	1	0	1	2
CHI	6	0	2	2	0
COL	6	0	1	1	2
CBJ	8	0	0	0	0
DAL	5	1	0	1	0
DET	0	0	0	0	0
EDM	5	1	1	2	2
FLA	8	0	0	0	0
L.A.	7	0	0	0	2
MIN	5	0	0	0	2
MTL	6	0	0	0	2
NSH	8	0	2	2	0
NJ	4	1	2	3	0
NYI	6	0	0	0	0
NYR	4	0	2	2	0
OTT	7	0	0	0	2
PHI	5	0	1	1	2
PIT	4	0	0	0	0
STL	7	1	0	1	2
SJ	7	0	0	0	4
TB	9	2	0	2	4
TOR	8	1	1	2	2
VAN	5	2	1	3	0
WSH	6	0	0	0	0
WPG	4	0	0	0	2
TOTAL	176	14	19	33	42

CAREER

Entering his eighth professional season and fourth with Detroit...Re-signed to a new two-year contract on August 6, 2013...Made his NHL debut on December 27, 2011 vs. St. Louis and notched his first two NHL points on February 15, 2013 vs. Anaheim...Won 2013 Calder Cup championship with the Grand Rapids Griffins...Won back-to-back silver medals with Sweden in the 2008 and 2009 IIHF World Junior Championships...Won a gold medal for his country at the 2007 IIHF World U-18 Championship.

BY SEASON

2014-15: Skated in a career-high 68 games and produced eight points (3-5-8)...Was Detroit's fourth-most efficient center, winning 51.2% of his faceoffs...Tallied his first point of the season on 11/7 vs. New Jersey and scored his first goal on 1/15 at St. Louis...Notched his second career NHL game-winning goal on 3/28 vs. Tampa Bay...Averaged 11:37 TOI...Scored his second career playoff goal on 4/23 vs. Tampa Bay and picked up two points (1-1-2) during Detroit's first-round playoff series.

2013-14: Bested his rookie-year totals with eight goals and 17 points in 65 games for Detroit...Missed 12 games due to a foot injury...Won 345 faceoffs to rank second on the team and finished fifth on the club with a 51.4 faceoff percentage...Tallied his third career multi-point game with two points (1-1-2) on 11/2 at Edmonton and registered his first NHL multi-assist game (0-2-2) on 11/27 vs. Boston...Recorded points in back-to-back games on five occasions...Notched his first game-winning goal on 1/4 at Dallas...Averaged 13:29 TOI.

2012-13: Appeared in 38 games for Detroit, notching eight points (3-5-8)...Scored his first NHL goal on 2/15 vs. Anaheim and added his first NHL assist in the same game...Tallied his first two-goal game on 2/24 vs. Vancouver...Averaged 12:05 TOI as a rookie...Skated in all 14 playoff games for Detroit, chipping in five points (1-4-5) and averaging 13:19 TOI...Scored his first NHL postseason goal on 5/27 vs. Chicago...Member of the Calder Cup-champion Grand Rapids Griffins...Named AHL Player of the Week on 1/20 after picking up seven points (2-5-7) in two games...Registered 27 points (10-17-27) in 37 regular season games...Led Grand Rapids with five game-winning goals...Recorded eight points (3-5-8) in 10 AHL playoff games.

2011-12: Skated in five games for Detroit but did not register a point...Made his NHL debut on 12/27 vs. St. Louis...Appeared in 73 games for the Grand Rapids Griffins...Set AHL career highs with 21 goals, 30 assists and 51 points...Ranked sixth on the Griffins in assists and points and sat third in goals...Registered 13 multi-point games...Named an alternate captain for Grand Rapids during the season...Picked up his first-ever hat trick on 4/4 vs. Texas.

2010-11: Suited up in 79 games for the Grand Rapids Griffins in his first full AHL campaign...Posted 22 points (7-15-22) and 30 penalty minutes...Registered a season-best three points (1-2-3) on 12/27 at Chicago.



2015-16 DETROIT RED WINGS



18 JOAKIM ANDERSSON continued

2009-10: Appeared in 55 games with Frolunda of the Swedish Elite League (SEL)...Recorded 18 points (6-12-18) and placed eighth on the team in scoring...Suited up in seven playoff games and registered three points (1-2-3).

2008-09: Played his first full professional season with Frolunda of the Swedish Elite League...Tallied 12 points (6-6-12) and 22 penalty minutes in 49 games...Also recorded four points (2-2-4) in four games for Boras in second-tier Sweden...Represented Sweden at the World Junior Championship in Ottawa...Won his second straight silver medal...Served as alternate captain for his country...Joined the AHL's Grand Rapids Griffins on a late-season tryout...Registered three points (1-2-3) in 10 playoff games with the Griffins.

PERSONAL

Joakim spends his offseason in Gothenburg, Sweden, with his girlfriend and newborn daughter...Volunteered for the MI Wings Community Tour in in September 2014, visiting pediatric patients and adult oncology patients at Covenant HealthCare in Saginaw, Mich., and participating in a school rally at Franklin Elementary School in Cadillac, Mich...Hosts one child with a muscular disorder or muscular dystrophy and his or her guardian from the Detroit chapter of the Muscular Dystrophy Association through his 'Andy's Avengers' charity program.

CAREER HIGHLIGHTS

FIRSTS:

FIRST GP:12/27/2011 DET 3 VS STL 2
 FIRST GOAL:02/15/2013 DET 2 VS ANA 5
 FIRST GOAL VERSUS :
 FASTH, VIKTOR.....AT 3:01 OF PERIOD 2
 FIRST ASST:02/15/2013 DET 2 VS ANA 5

MOSTS:

GOALS: 2 (1X).....02/24/2013 DET 8 VS VAN 3
 ASSISTS: 2 (1X).....11/27/2013 DET 6 VS BOS 1

MOST RECENTLY

POINTS: 2 (4X).....11/27/2013 DET 6 VS BOS 1 (0G-2A)
 SOG: 5 (1X).....11/24/2013 DET 3 AT BUF 1
 PIM: 4 (2X) 02/26/2015 DET 3 AT SJ 2
 HAT TRICKS: 0
 MULTI-PT GAMES: 4.....11/27/2013 DET 6 VS BOS 1 (0G-2A)

LONGEST PERSONAL STREAKS:

GOALS: 2 (2X).....12/19/2013 12/21/2013 (2G)
 ASSISTS: 2 (1X).....03/06/2014 03/07/2014 (2A)
 PTS: 2 (6X).....03/29/2014 03/30/2014 (1G-1A)

CAREER STATS

REGULAR SEASON

PLAYOFFS (BOLD)

SEASON	CLUB	LEAGUE	GP	G	A	P	PM	GP	G	A	P	PM
2011-12	DETROIT	NHL	5	0	0	0	0	0	0	0	0	0
2012-13	DETROIT	NHL	38	3	5	8	8	14	1	4	5	10
2013-14	DETROIT	NHL	65	8	9	17	12	1	0	0	0	0
2014-15	DETROIT	NHL	68	3	5	8	22	7	1	1	2	2
DETROIT TOTALS			176	14	19	33	42	22	2	5	7	12
NHL TOTALS			176	14	19	33	42	22	2	5	7	12



2015-16 DETROIT RED WINGS



CAREER STATS VS. NHL

TEAM	GP	G	A	PTS	PIM
ANA	48	9	12	21	33
ARI	45	7	6	13	20
BOS	16	2	2	4	19
BUF	16	0	3	3	10
CGY	49	6	13	19	19
CAR	16	1	5	6	2
CHI	59	5	14	19	22
COL	49	11	9	20	22
CBJ	58	16	13	29	37
DAL	50	5	12	17	18
DET	15	1	4	5	4
EDM	33	7	13	20	14
FLA	17	7	1	8	20
L.A.	50	7	14	21	16
MIN	47	12	15	27	43
MTL	15	3	5	8	6
NSH	60	11	17	28	30
NJ	10	1	1	2	2
NYI	11	2	2	4	4
NYR	14	3	3	6	12
OTT	17	1	3	4	12
PHI	12	1	2	3	6
PIT	11	5	2	7	0
STL	67	11	19	30	32
SJ	45	8	9	17	34
TB	15	2	5	7	6
TOR	19	5	3	8	9
VAN	46	11	13	24	26
WSH	13	2	1	3	4
WPG	15	3	1	4	10
TOTAL	938	165	222	387	492

11 DAN CLEARY

6-0 • 205 lbs. • Right Wing • Shoots Left
Born: Carbonear, Newfoundland – **December 18, 1978**
Last Amateur Club: Belleville (OHL)

BECAME A RED WING: Signed as a free agent on October 4, 2005.

CAREER

Entering his 18th season in the National Hockey League and 11th with Detroit... Has appeared in 938 career games with Detroit (609), Phoenix (68), Edmonton (220) and Chicago (41)...Drafted by Chicago in the first round (13th overall) of the 1997 NHL Entry Draft...Re-signed by Detroit to a one-year deal on September 4, 2015...Became the first native of Newfoundland to win the Stanley Cup in 2008... Has 66 career multi-point games...American Hockey League Second Team All-Star in 2000 (Hamilton)...Ontario Hockey League First Team All-Star in 1996 and 1997 (Belleville).

BY SEASON

2014-15: Skated in 17 games with the Red Wings...Scored in his season debut on 11/5 at NY Rangers...Appeared in his 600th game as a Red Wing on 12/13 at Toronto.

2013-14: Limited to just 52 regular-season games due to a knee injury... Registered eight points (4-4-8) and 31 penalty minutes...Also tallied 51 hits, 17 blocked shots and 12 takeaways...Notched his first goal of the season and game-winning goal on 10/14 at Boston...Recorded points in back-to-back games from 10/12-10/14...Played a season-high 18:18 and scored on 1/11 at Los Angeles.

2012-13: One of four Red Wings to appear in all 48 games...Tallied 15 points (9-6-15), finishing seventh on the team in scoring...Finished fourth on the club with 40 penalty minutes and third with five power play goals...Picked up three multi-point games in a four-game span from 2/19-2/24...Skated in his 500th game as a Red Wing on 2/2 at Columbus...Averaged 16:26 TOI...Finished second on the team in the postseason with 10 points (4-6-10) in 14 games...Had points in Games 4-7 of the WCS vs. Chicago.

2011-12: Appeared in 75 games for Detroit...Missed seven games with a knee injury (five from 2/10-2/19 and two from 4/5-4/7)...Finished season with 33 points (12-21-33)...Fired a career-high 199 shots on goal, third on the team...Notched his 200th career assist on 1/12 vs. Phoenix...Averaged 15:58 TOI during regular season... Registered 90 hits, fourth among Detroit forwards...Played in his 800th career game on 2/6 vs. Phoenix...Tallied two power play goals...Appeared in all five postseason games...Averaged 15:10 TOI during playoffs...Did not register a point in the postseason...Tied for third on team with 11 hits in the playoffs.

2010-11: Appeared in 68 games for Detroit...Suffered a broken ankle 12/26 at Minnesota and missed 14 games...Notched a career-high 26 goals (second on team)...Third time in career he has reached the 20-goal plateau...Finished the season with a career-high 46 points (26-20-46)...Fourth time in career he has reached the 40-point plateau...Led Detroit with eight game-winning goals...Tallied five power-play goals...Finished third on team with 192 shots on goal...Played in his 700th career game and registered his 300th career point (assist) on 11/30 at San Jose...Had a career-best eight-game point streak (8-4-12) from 10/30-11/17... Had career-best six-game goal scoring streak from 11/15-11/17...Averaged 16:38 TOI per game in regular season...Skated in his 400th game as a Red Wing on 3/3 at San Jose...Appeared in all 11 postseason games...Registered six points (2-4-6) in the playoffs...Averaged 17:09 TOI per game in the postseason...Second on the team with 30 shots on goal in the playoffs.



2015-16 DETROIT RED WINGS



11 DANIEL CLEARY continued

2009-10: Appeared in 64 games for Detroit...Scored the 100th goal of his NHL career on 11/7 at Toronto...Finished fifth on Detroit with 15 goals and eighth on Detroit with 34 points (15-19-34)...Averaged 17:13 of ice time during the regular season...Missed 12 games from 12/9-1/5 with a shoulder injury...Missed four games with a groin injury from 3/27-4/3...Finished with a -3 rating, the first time he finished the season as a minus with Detroit...Appeared in all 12 postseason games for the Red Wings...Notched two postseason points (2-0-2)...Finished the postseason with a +3 rating...Averaged 14:47 of ice time in the playoffs.

2008-09: Set a new career high with 26 assists...Played in his 600th career NHL game on Mar. 12 vs. Calgary...Finished the season tied for ninth on team with 40 points (14-26-40)...Recorded eight multi-point games...Finished tied for fifth on team in postseason scoring with 15 points (9-6-15)...Led the NHL postseason with a +17 rating...Finished tied for the team lead with three postseason game-winning goals...Scored series clinching goal vs. Anaheim in Game 7 of the WCS

CAREER HIGHLIGHTS

FIRSTS

FIRST GP:.....10/01/1997 CHI 2 AT PHO 6
 FIRST ASST:.....10/17/1998 CHI 4 VS DAL 3
 FIRST GOAL:.....10/19/1998 CHI 2 AT MTL 1
 FIRST GOAL VERSUS:
 THEODORE, JOSE.....AT 5:01 OF PERIOD 1

POINTS: 3 (8X).....12/17/2011 DET 8 VS LA 2 (0G-3A)
 SOG: 9 (1X).....11/17/2011 DET 2 AT SJ 5
 PIM: 17 (1X).....04/14/2002 EDM 4 AT MIN 2
 HAT TRICKS: 1.....12/28/2006 DET 7 AT CBJ 4 (3G)
 MULTI-PT GAMES: 66.....02/24/2013 DET 8 VS VAN 3 (1G-1A)

MOSTS

GOALS: 3 (1X).....12/28/2006 DET 7 AT CBJ 4
 ASSISTS: 3 (1X).....12/17/2011 DET 8 VS LA 2

MOST RECENTLY

LONGEST PERSONAL STREAKS

GOALS: 6 (1X).....11/05/2010 11/17/2010 (8G)
 ASSISTS: 5 (1X).....01/21/2002 01/30/2002 (5A)
 PTS: 8 (1X).....10/30/2010 11/17/2010 (8G-4A)

CAREER STATS

REGULAR SEASON

PLAYOFFS (BOLD)

SEASON	CLUB	LEAGUE	GP	G	A	P	PM	GP	G	A	P	PM
1997-98	CHICAGO	NHL	6	0	0	0	0	0	0	0	0	0
1998-99	CHICAGO	NHL	35	4	5	9	24	0	0	0	0	0
1999-00	EDMONTON	NHL	17	3	2	5	8	4	0	1	1	2
2000-01	EDMONTON	NHL	81	14	21	35	37	6	1	1	2	8
2001-02	EDMONTON	NHL	65	10	19	29	51	0	0	0	0	0
2002-03	EDMONTON	NHL	57	4	13	17	31	0	0	0	0	0
2003-04	PHOENIX	NHL	68	6	11	17	42	0	0	0	0	0
2005-06	DETROIT	NHL	77	3	12	15	40	6	0	1	1	6
2006-07	DETROIT	NHL	71	20	20	40	24	18	4	8	12	30
2007-08	DETROIT	NHL	63	20	22	42	33	22	2	1	3	4
2008-09	DETROIT	NHL	74	14	26	40	46	23	9	6	15	12
2009-10	DETROIT	NHL	64	15	19	34	29	12	2	0	2	4
2010-11	DETROIT	NHL	68	26	20	46	20	11	2	4	6	6
2011-12	DETROIT	NHL	75	12	21	33	30	5	0	0	0	2
2012-13	DETROIT	NHL	48	9	6	15	40	14	4	6	10	2
2013-14	DETROIT	NHL	52	4	4	8	31	0	0	0	0	0
2014-15	DETROIT	NHL	17	1	1	2	6	0	0	0	0	0
DETROIT TOTALS			609	124	151	275	299	111	23	26	49	66
NHL TOTALS			938	165	222	387	492	121	24	28	52	76



2015-16 DETROIT RED WINGS

11 DANIEL CLEARY continued

on 5/14 on 5/14...Appeared in all 23 postseason games for Detroit.

2007-08: Played in his 500th NHL game Nov. 24 at Columbus...Set a new career high with 42 points despite playing only 63 games (20-22-42)...Had a career-high eight shots on goal Dec. 22 at Minnesota...Suffered a broken jaw Feb. 9 at Toronto and missed 19 games...Registered a season-high three points (1-2-3) twice: Jan. 10 vs. Minnesota and Jan. 19 at San Jose...Played in all 22 postseason games for Detroit...Tallied a shorthanded goal in Game 1 of the Stanley Cup Final vs. Pittsburgh.

2006-07: Established career-highs in goals (20) and points (40)...Appeared in 71 games, posting a career-best plus-seven rating...Tallied a career-high six power play goals...Registered the first hat trick of his career on 12/28 at Columbus...Recorded his 100th NHL assist on 3/24 vs. St. Louis...Missed 11 games due to a sprained knee (2/24-3/20)...Played in all 18 of Detroit's 2007 playoff games...Ranked fourth among Detroit skaters in scoring during the 2007 playoffs, scoring a career-high 4-8-12...Led the Red Wings in road points in the 2007 playoffs with 2-6-8...Became only the second Red Wings player in franchise history to score on a penalty shot in the playoffs on 4/21 in Game 5 of the WCQ vs. Calgary...Led the NHL in shorthanded goals during the Stanley Cup Playoffs with two.

2005-06: Played 77 games in his first season with the Red Wings...Registered his first point as a Red Wing on opening night vs. St. Louis 10/5...Tallied two assists twice (11/9 at Los Angeles, 3/25 vs. Columbus) matching a career high...Scored the game-winning goal 2/4 at Colorado...Missed three games due to the flu and injury...Played in all six of Detroit's 2006 playoff games and tallied one assist.

2004-05: Played 47 games and tallied 37 points (11-26-37) for Mora IK in the Swedish Elite League.

2003-04: In his first and only season with the Phoenix Coyotes, played 68 games and tallied six goals and 11 assists...Tallied his 100th career point on 1/2 at Dallas...Scored a career-high three shorthanded goals.

2002-03: Recorded 17 points (4-13-17) with 31 PIM and was plus-five in 57 games in his fourth season with Edmonton...Was plus or even in 45 of 57 games...Scored game-winning goal (his first of the season) vs. Colorado on 11/30...Scored all of his points at even strength...Did not miss any games due to injury.

2001-02: In 65 games with Edmonton, tallied 29 points (10-19-29) and a career-high 51 PIM...Led the Oilers with a career-high seven-game point streak (1-6-7) from 1/21-2/7...Played in his 200th NHL game at Anaheim 4/5...Missed 14 games following arthroscopic knee surgery to repair meniscus damage.

2000-01: First full season in the NHL saw him register 35 points (14-21-35) and 37 PIM in 81 games...Recorded two goals and seven assists on the power play...Posted four multi-point games...Averaged 12:58 minutes per game...Had a five-game point streak (3-3-6) from 2/24-3/7...Played in all six of Edmonton's playoff games...Scored a goal and an assist...Recorded his first NHL playoff goal at Dallas.

1999-00: Split the season between Edmonton and Hamilton of the American Hockey League...In 17 games with the Oilers, registered five points (3-2-5)...Made his debut with the Oilers on 10/16 vs. Los Angeles and notched a career-high two goals, including the game-winner...Made his Stanley Cup Playoff debut at Dallas on 4/12...Played four of Edmonton's five playoff games and recorded one assist.

1998-99: Appeared in 35 games for the Chicago Blackhawks (4-5-9, 24 PIM)...Registered his first National Hockey League point against Dallas on 10/17...Scored his first NHL goal on 10/19 at Montreal...Traded to Edmonton by Chicago with Chad Kilger, Ethan Moreau and Christian Laflamme for Boris Mironov, Dean McAmmond and Jonas Elofsson on 3/20.


1997-98: Made his National Hockey League debut at Phoenix on 10/1...Appeared in six games for the Chicago Blackhawks (no points).

PERSONAL

Daniel and his wife, Jelena, have two daughters, Elle and Lola...Daniel has participated the Red Wings School Assembly Program, visiting Peck Elementary in Warren to speak with students about the sport of hockey and the importance of health and education...Hockey hero growing up: Gary Roberts...Favorite musical artist: The Killers...Favorite food: steak...Favorite sport besides hockey: golf...Dream golf foursome: Tiger Woods, Jack Nicklaus, Darren Clarke...Started "Cleary's Kids" for the 2014-15 season, hostin child who has had or is currently waiting for an organ transplant at each game this season, in partnership with Camp Michitanki and the University of Michigan's Transplant Center...Visited the Detroit Fire Department, Engine 27, during the 2014 MI Wings Community Tour in September, meeting with more than 60 firefighters housed at that station.



2015-16 DETROIT RED WINGS



13 PAVEL DATSYUK

5-11 • 194 lbs. • Center • Shoots Left
 Born: Sverdlovsk, Russia – July 20, 1978
 Last Amateur Club: AK Bars Kazan

BECAME A RED WING: Sixth round (171st overall) in 1998 NHL Entry Draft.

CAREER STATS VS. NHL

TEAM	GP	G	A	PTS	PIM
ANA	40	18	23	41	15
ARI	44	15	44	59	22
BOS	15	3	11	14	17
BUF	20	9	12	21	8
CGY	44	12	31	43	4
CAR	16	5	8	13	0
CHI	63	15	34	49	14
COL	42	18	27	45	6
CBJ	59	21	46	67	16
DAL	40	18	30	48	4
DET	0	0	0	0	0
EDM	44	11	29	40	2
FLA	16	7	13	20	0
L.A.	40	16	17	33	16
MIN	41	9	19	28	12
MTL	15	8	4	12	6
NSH	65	21	51	72	14
NJ	13	3	4	7	2
NYI	12	3	7	10	2
NYR	13	3	6	9	2
OTT	15	4	6	10	0
PHI	12	9	7	16	2
PIT	16	4	4	8	2
STL	65	25	50	75	12
SJ	42	9	24	33	10
TB	13	7	8	15	2
TOR	13	1	12	13	0
VAN	40	11	20	31	12
WSH	16	5	14	19	6
WPG	13	8	10	18	6
TOTAL	887	298	571	869	214

CAREER

Entering his 14th NHL season, all with Detroit ... Winner of the Selke Trophy (NHL's best defensive forward) in 2008, 2009 and 2010...Won the Lady Byng Trophy four consecutive seasons (2006-09) becoming just the second player in NHL history to do so...Has been selected to the NHL All-Star Game four times (2004, 2008, 2009, 2012)...Has won two Stanley Cup championships as a member of the Red Wings (2002 and 2008)...Won the NHL Plus-Minus Award in 2008 (+41 rating)...Represented Russia at the 2002, 2006, 2010 and 2014 Winter Olympic Games...Won a gold medal with Russia at the 2012 IIHF World Championship...Hart Trophy (MVP) nominee in 2009...Signed a three-year contract extension on June 18, 2013 to keep him in Detroit through 2016-17.

BY SEASON

2014-15: Notched 65 points (26-39-65) in 63 games with the Red Wings, one point behind team scoring leader Henrik Zetterberg...Was one of just eight players in the NHL to score at a point-per-game pace or better, along with Pittsburgh's Sidney Crosby and Evgeni Malkin, Dallas' Tyler Seguin and Jamie Benn, Chicago's Patrick Kane, NY Islanders' John Tavares and Washington's Alex Ovechkin...His 26 goals marked his highest goal total since 2009-10...Led Detroit with a plus-12 rating, a 15.8 shooting percentage, 58 takeaways and a 53.6 faceoff percentage...Also ranked among team leaders with 26 goals (3rd), 39 assists (2nd), 24 power-play points (T2nd), five game-winning goals (T2nd), 165 shots (4th) and 19:03 TOI (6th)...Finished in a 26th-place tie in the NHL in scoring and ranked among the league's best in power-play points (T23rd), shooting percentage (16th), faceoff percentage (T18th) and takeaways (T19th)...Started the season with a six-game point streak, racking up 10 points (5-5-10) from 10/21-11/2 and was named NHL's Second Star of the Week on 11/3 after racking up seven points (4-3-7) in four games...Produced three-straight multi-point games and was named NHL's First Star of the Week on 12/8...Reached 550 NHL assists on 1/17 vs. Nashville and passed Sergei Fedorov for fifth in Red Wings franchise history with his 555th career assist on 2/5 at Colorado...Produced a season-high four points (2-2-4) on 2/21 at Dallas...Had six two-goal games, giving him 36 career two-goal games without a regular-season hat trick...Led Detroit in the postseason with five points (3-2-5) in seven games.

2013-14: Limited to 45 games played due to injury...Despite games lost, he finished eighth on the team in points with 37 (17-20-37) and led the team with 59 takeaways, which ranked 18th in the NHL...Also ranked among Red Wings leaders with 17 goals (4th), 20 assists (T5th), a 13.5 shooting percentage (4th), 12 power-play points (5th) and a 53.4 faceoff percentage (4th)...Averaged 20:16 TOI per game, ranking sixth on the team and second among forwards...Racked up nine points (4-5-9) during season-high five-game point streak from 10/12-10/19...Became the 14th player to skate in 800 games for Detroit on 11/16 at NY Islanders...Scored twice on 11/16 at NY Islanders and once on 12/21 at Toronto to give him a goal against all 29 franchises he's faced...Recorded a season-high three points on 10/12 vs. Philadelphia (1-2-3) and 12/19 vs. Calgary (0-3-3)...Tallied 11 multi-point games...Scored three



2015-16 DETROIT RED WINGS



13 PAVEL DATSYUK continued

of Detroit's six postseason goals and led team with five points (3-2-5) in five first-round games against Boston... Captained Russia at 2014 Winter Olympics in Sochi, Russia, and tied for team lead with six points (2-4-6) in five games.

2012-13: Skated in 47 of Detroit's 48 games...Led the team with 49 points (15-34-49), marking the seventh time he has led or tied for the team lead in scoring...Finished first on the club in goals, plus-minus (+21), power play goals (8), game-winning goals (6) and overtime goals (2)... Was second among forwards with 20:10 TOI...Won 55% of his 887 face-offs, best on Detroit and 15th in the NHL...Tied for the NHL lead with 56 takeaways (Jonathan Toews)... Finished 10th overall in scoring...Also ranked among league leaders in assists (8th), plus-minus (9th), power play goals (7th) and game-winning goals (2nd)...Recorded 17 multi-point games...Enjoyed a five-game goal streak, the second-longest of his career, from 2/9-2/19...Recorded overtime goals on 3/15 at Edmonton and 4/5 at Colorado...Picked up his 500th NHL assist on 3/22 at Anaheim during a three-point night (1-2-3)...Racked up eight points (2-6-8) in the final three games of the regular season...Tied for third on the team with nine points (3-6-9) in 14 playoff games... Averaged 20:58 TOI in the postseason...Selke Trophy finalist

CAREER HIGHLIGHTS

FIRSTS

FIRST GP: 10/04/2001 DET 4 AT SJ 3
 FIRST ASST: 10/24/2001 DET 4 VS EDM 1
 FIRST GOAL: 10/30/2001 DET 5 AT CAR 2

SOG: 10 (1X).....03/11/2008 DET 3 VS CHI 1
 PIM: 15 (1X).....01/10/2004 DET 1 AT BOS 2

HAT TRICKS: NONE
 MULTI-PT GMS: 246...04/09/2015 DET 3 AT MTL 4 (1G-1A)

MOSTS

GOALS: 2 (36X) 02/23/2015 DET 3 AT ANA 4
 ASSISTS: 4 (3X) 02/17/2007 DET 4 AT PHO 1
 POINTS: 5 (1X).....01/11/2007 DET 5 AT PHO 1 (1G-4A)

MOST RECENTLY

LONGEST PERSONAL STREAKS

GOALS: 6 (1X).....12/08/2003 12/17/2003 (8G)
 ASSISTS: 9 (1X).....10/22/2005 11/09/2005 (13A)
 PTS: 12 (1X).....02/24/2007 03/22/2007 (5G-13A)

CAREER STATS

REGULAR SEASON

PLAYOFFS (BOLD)

SEASON	CLUB	LEAGUE	GP	G	A	P	PM	GP	G	A	P	PM
2001-02	DETROIT	NHL	70	11	24	35	4	21	3	3	6	2
2002-03	DETROIT	NHL	64	12	39	51	16	4	0	0	0	0
2003-04	DETROIT	NHL	75	30	38	68	35	12	0	6	6	2
2005-06	DETROIT	NHL	75	28	59	87	22	5	0	3	3	0
2006-07	DETROIT	NHL	79	27	60	87	20	18	8	8	16	8
2007-08	DETROIT	NHL	82	31	66	97	20	22	10	13	23	6
2008-09	DETROIT	NHL	81	32	65	97	22	16	1	8	9	9
2009-10	DETROIT	NHL	80	27	43	70	18	12	6	7	13	8
2010-11	DETROIT	NHL	56	23	36	59	15	11	4	11	15	8
2011-12	DETROIT	NHL	70	19	48	67	14	5	1	2	3	2
2012-13	DETROIT	NHL	47	15	34	49	14	14	3	6	9	4
2013-14	DETROIT	NHL	45	17	20	37	6	5	3	2	5	0
2014-15	DETROIT	NHL	63	26	39	65	8	7	3	2	5	2
DETROIT TOTALS			887	298	571	869	242	152	42	71	113	51
NHL TOTALS			887	298	571	869	242	152	42	71	113	51



2015-16 DETROIT RED WINGS

13 PAVEL DATSYUK continued

as the league's best defensive forward...Also appeared in 31 games with the KHL's CSKA Moscow...Finished second on CSKA with 36 points (11-26-36)...Appeared in the KHL All-Star Game.

2011-12: Skated in 70 games for Detroit...Missed 11 games with a knee injury (2/21-3/14)...Finished second on the team with 67 points (Zetterberg, 69), ending his six-year run of leading the team or tying for the team lead...Led the team with 48 assists...Recorded 21 multi-point games...Led the team with 97 takeaways...Scored 19 goals, his lowest total since the 2002-03 season (12)...Selected to play in his fourth career NHL All-Star Game and was the #1 overall pick in the player draft by Team Chara...Recorded his 700th career point (assist) on 1/16 vs. Buffalo...Skated in his 700th career game 12/31 vs. St. Louis...Wore #24 during the pre-season as a tribute to friend and former teammate Ruslan Salei...Led Detroit centers winning 56.2% of his team-high 1,249 face-offs taken (702W-547L)...Tied for fourth on the team with a +21 rating...Scored four power-play goals and five game-winning goals...Went 5-11 (45.4%) in shoot-outs with one game-deciding goal...Ranked second among Detroit forwards averaging 19:34 TOI per game in the regular season (Zetterberg, 19:50)...Appeared in all five postseason games for Detroit...Tied for the team lead with three playoff points (1-2-3)...Finished the postseason with an even rating...Averaged 21:17 TOI in the playoffs...Led Detroit with six postseason takeaways...Won 55.9% of his 118 face-offs taken in the WCQ vs. Nashville.

2010-11: Appeared in 56 games for Detroit, the lowest total of his career...Selke Trophy finalist as the NHL's best defensive forward...Missed 19 games from 12/23-2/5 with a broken wrist...Missed seven games from 3/19-4/2 with a leg injury...Finished the season with 59 points (23-36-59)...Scored his 200th career goal 10/12 vs. Colorado...Recorded his 600th career point (assist) on 10/28 vs. Phoenix...Recorded his 400th career assist on 11/3 at Calgary...Finished tied for 11th in NHL in points-per-game (1.05)...Tied for second on Detroit with five game-winning goals...Second among Red Wings' centers winning 54.6% of face-offs taken...Recorded six power play goals and one shorthanded goal...Finished season tied for second on team at +11...Led Detroit forwards with a 16.8% shooting percentage...Averaged 19:19 of ice time per game in regular season...Led Detroit with 71 takeaways in just 56 games...Appeared in all 11 postseason games...Led Detroit with 11 assists and 15 points in the playoffs (4-11-15)...Tied for the team lead in postseason goals (4)...Led Detroit with a +10 rating, 38 shots on goal, 55.2% face-off percentage and tied for team lead with two power-play goals in the postseason.

2009-10: Finished tied for the team lead with 70 points (Zetterberg)...Marked the sixth consecutive season he has

either led the team in scoring or tied for the team lead, the longest streak in franchise history...Led the NHL with 132 takeaways...Led Detroit with 27 goals...Finished second on Detroit with 43 assists and nine power play goals...Ranked third on the Red Wings with a +17 rating...Led all Detroit forward with 20:20 of ice time during the regular season...Appeared in 80 regular season games for Detroit...Led all Detroit centers winning 55.1% of his face-offs taken...Played in the 600th game of his NHL career on 3/30 vs. Edmonton...Won his third consecutive Selke Trophy as the NHL's best defensive forward...Appeared in all 12 postseason games for Detroit...Finished third on team with 13 postseason points (6-7-13)...Averaged 18:48 of ice time during the 2010 Stanley Cup Playoffs...Represented his native Russia at the 2010 Winter Olympics in Vancouver.


2008-09: Led Detroit in scoring for the fourth consecutive season (32-65-97) joining Steve Yzerman and Gordie Howe as the only players in team history to do so...Set a new career high with 32 goals and tied a career high with 97 points...Finished fourth in NHL scoring (97 pts.) and fifth in assists (65)...Played in his 500th career game 2/13 at Columbus...Recorded his 500th career point 2/25 vs. San Jose...Recorded 31 multi-point games...Led team with 36 power play points...Finished tied for second on team with 11 power play goals (Franzen)...Led team and finished third in NHL with a +34 rating...Won his fourth consecutive Lady Byng Trophy becoming just the second player in NHL history to do so...Won his second consecutive Selke Trophy as the NHL's best defensive forward...Named to the NHL's second All-Star team (postseason)...Appeared in 16 postseason games, missing seven due to injury...Finished with nine postseason points (1-8-9) in 16 games.

2007-08: Only member of the Red Wings to appear in all 82 regular season games...Also played in all 22 postseason games for Detroit...Won Selke Trophy as the NHL's best defensive forward...Won third consecutive Lady Byng Trophy...Led the Red Wings in scoring for the third consecutive season, joining Ted Lindsay, Gordie Howe and Steve Yzerman as the only players in franchise history to do so...Led the NHL with a +41 rating...Finished fourth in the NHL with 97 points (31-66-97)...Set career highs in goals and assists (31g, 66a)...Registered at least one point in 63 of 82 games...Represented Detroit in the 2008 NHL All-Star Game in Atlanta (1a, +2)...Finished fourth in NHL postseason scoring and second on Red Wings (10-13-23)...Registered first career hat trick (regular season or postseason) in Game 3 of the WCF at Dallas.

2006-07: Played in 79 games...Plus-36 rating led Detroit and ranked seventh in the NHL...Tied his career-high for points in a season with 27-60-87...Led Detroit in scoring for the second consecutive season...Led the Red Wings in road

IT'S MORE
THAN HOCKEY

2015-16 DETROIT RED WINGS



13 PAVEL DATSYUK continued

career assist came 3/21 at Anaheim....First career All-Star game selection....Earned NHL's "Offensive Player of the Month" award for December 2003 by leading all NHL players in goals (12) and recording 23 points in 15 December games....Appeared in all 12 of Detroit's 2004 playoff games, recording six assists and averaging 17:23 TOI.

2002-03: Appeared in only 64 games due to knee injury, missed 18 games (12/1-1/7)....Set then career highs in goals (12), assists (39), points (51) and penalty minutes (16)....Played 100th career Detroit/NHL game 1/22 at Edmonton....Posted a season-high four-point game 3/29 at St. Louis scoring one goal and adding three assists finishing the game with a plus-three rating....Represented the Russian National Team in the 2003 World Championships in Finland, playing seven games scoring one goal and four assists.

2001-02: Made NHL debut in Detroit's season opener 10/4 at San Jose....First career NHL point was an assist 10/24 vs. Edmonton....First career NHL goal came 10/30 at Carolina (Tom Barrasso), also added an assist in a 5-2 Detroit victory....Played 70 games scoring two power play goals and one game-winner with only four penalty minutes, the lowest PIM on club for Red Wings with at least 30 games played....Played 21 of Detroit's 23 post-season games in 2002....First career playoff goal was the game-winner 5/2 in Game 1 of the Western Conference Semifinals vs. St. Louis (Brent Johnson)....Earned first Stanley Cup Championship in his first NHL season.

2000-01: Spent the entire season playing for AK Bars Kazan of the Russian Hockey League....Registered 9-18-27....Prior to AK Bars Kazan, he played the previous four seasons for HC Yekaterinburg of the Russian Hockey League.

PERSONAL

Pavel resides in Bloomfield Hills during the hockey season and returns to his native Russia in the summer months....Pavel and his wife have two daughters, Elizabeth and Vasilisa....He is a big supporter of Children's Hospital of Michigan, making numerous donations and frequent stops at the hospital throughout the season....Visited C.S. Mott Children's Hospital in Ann Arbor, Mich., as part of the Red Wings' 2014 MI Wings Community Tour in September....Hosts a family at every Red Wings home game as part of his "Pav's Pals" program, which he started in 2012-13....Pavel also supports the Make-A-Wish Foundation, hosting children at practices each season and was instrumental in the Red Wings organization winning the 2011 Chris Greicius Celebrity Award from the Make-A-Wish Foundation of America.

scoring for the second consecutive season with 14-27-41.... Scored his 100th NHL goal on 2/21 vs. Chicago....Set a career high for assists in a single game, tallying four assists on three separate occasions (1/11, 1/17, 2/17)....Established a career-high for points in a single game on 1/11 at Phoenix, collecting 1-4-5....Missed three games due to a groin injury (1/2-1/6)....Played in all 18 of Detroit's playoff games....Led Detroit in goals (8) and ranked second in points (14) during the 2007 playoffs.


2005-06: Led Detroit in scoring (28-59-87), the most points by a Red Wing since 1996-97....Set career highs in points (87), assists (59) and power-play goals (11)....Ranked 17th in the NHL in scoring and ninth in assists....Led the club in road scoring (15-30-45)....Finished with a career-high +26 rating....Posted a career-high nine-game assist streak 10/22/05-11/9/05 (13 assists)....Had 10-game point streaks twice 10/21-11/9 (4-13-17) and 2/8-3/12 (6-12-18)....Led Detroit in multi-point games (23)....Registered a career high in points on 1/12 vs. Philadelphia (2-2-4)....Recorded his 200th career point 1/8 vs. Dallas....First Red Wing to score a shootout goal 12/12 vs. Columbus (Pascal LeClaire)....Appeared in all six of Detroit's 2006 playoff games, recording three assists and averaging 20:05 TOI....Won Lady Byng Trophy....Missed seven games due to a knee injury.

2004-05: Played for Moscow Dynamo of the Russian Elite League....Recorded 35 points (15-20-35) in 47 games and led team with nine points (6-3-9) in 10 playoff games.... Represented Russia in both the 2004 World Cup (1-0-1 in 4 games) and 2005 World Championships (3-4-7 in 9 games).

2003-04: Set then career highs in games played (75), goals (30), points (68), penalty minutes (35), power play goals (8) and GWG (4)....Led the Wings in goals and tied with Brett Hull for team lead in points....Scored first career shorthanded goal 12/22 vs. St. Louis (Chris Osgood)....100th



2015-16 DETROIT RED WINGS



65 DANNY DeKEYSER

6-3 • 191 lbs. • Defense • Shoots Left
 Born: Detroit, MI – March 7, 1990
 Last Amateur Team: Western Michigan (NCAA)

BECAME A RED WING: Signed as a free agent, March 29, 2013.

CAREER STATS VS. NHL

TEAM	GP	G	A	PTS	PIM
ANA	3	0	0	0	4
ARI	5	0	0	0	0
BOS	8	0	4	4	6
BUF	7	1	6	7	4
CGY	4	0	1	1	2
CAR	5	0	1	1	0
CHI	5	0	0	0	2
COL	5	0	2	2	2
CBJ	6	1	1	2	0
DAL	4	0	0	0	2
DET	0	0	0	0	0
EDM	4	0	0	0	6
FLA	6	0	0	0	2
L.A.	5	0	0	0	2
MIN	4	0	1	1	2
MTL	8	0	3	3	8
NSH	6	0	1	1	0
NJ	5	0	1	1	0
NYI	5	0	3	3	2
NYR	6	0	2	2	4
OTT	6	0	3	3	4
PHI	5	0	2	2	8
PIT	5	0	4	4	0
STL	4	0	1	1	0
SJ	5	0	4	4	0
TB	7	0	2	2	2
TOR	8	0	2	2	2
VAN	5	1	2	3	4
WSH	6	2	1	3	4
WPG	4	1	2	3	2
TOTAL	156	6	49	55	74

CAREER

Entering his third full NHL season...Re-signed to a two-year contract by Detroit on September 16, 2014...Made his NHL debut on April 5, 2013 at Colorado after joining the team as a free agent on March 29, 2013...Won 2013 Calder Cup championship with the Grand Rapids Griffins...Named CCHA Best Defensive Defenseman in 2012 and 2013...Named to the 2013 CCHA First All-Star Team and NCAA West Second All-American Team...Won 2012 CCHA Championship...Named to the 2012 CCHA Second All-Star Team and NCAA West Second All-American Team...Named to 2011 CCHA All-Rookie Team...Played for the Western Michigan Broncos (NCAA/CCHA) from 2010-13...Named 2013-14 DSBA Red Wings Rookie of the Year.

BY SEASON

2014-15: Bested his rookie season totals and produced 31 points (2-29-31) in 80 games for Detroit...Was the Red Wings' second-highest scoring defenseman and finished ninth on the team overall...Tied for sixth on the team with 80 games played and ranked among team leaders with 29 assists (4th), a plus-11 rating (4th), 41 penalty minutes (5th), 88 blocked shots (3rd) and 20:55 TOI (2nd)...Set a career high with a three-game assist streak from 11/16-11/20...Matched his personal game point total with two points on five occasions...Played in his 100th NHL game on 11/30 vs. Vancouver and notched his 50th point on 3/26 vs. San Jose...Registered his first NHL playoff goal and point on 4/25 at Tampa Bay.

2013-14: Logged 23 points (4-19-23) and 30 penalty minutes in 65 games during his first full NHL season, ranking second among Red Wing blueliners in scoring...Ranked among team leaders with 23 points (10th), a +10 rating (4th), one shorthanded goal (2nd) and 116 blocked shots (2nd)...Finished eight among NHL rookie defensemen in points and was second among all rookies in TOI (21:38)...Scored his first NHL goal on 11/4 at Winnipeg (At Montoya)...Posted a pair of three-game point streaks, 10/26-11/1 and 2/8-2/27...Recorded his first multi-point game on 11/15 vs. Washington (1-1-2) and his first multi-assist game on 3/20 vs. Pittsburgh (0-2-2)...Averaged 23:11 TOI in five postseason games...Made his international debut for the United States at the 2014 World Championship in Minsk, Belarus, notching two assists and 16 penalty minutes in eight games.

2012-13: Appeared in 11 regular season games for Detroit after finishing his junior year at Western Michigan...Played in his first NHL game on 4/5 at Colorado...Recorded his first NHL point (assist) on 4/14 at Nashville...Credited with two penalty minutes, nine hits, nine blocked shots, five takeaways and 15 shots...Averaged 18:02 TOI...Skated in two postseason games with Detroit before breaking his thumb...Also appeared in six games for the Calder Cup-champion Grand Rapids Griffins during the Calder Cup Finals...Registered



2015-16 DETROIT RED WINGS



65 DANNY DeKEYSER continued

Bronco in school history to win CCHA Best Defensive Defenseman...Named to the CCHA Second All-Star Team and NCAA West Second All-American Team.

2010-11: Appeared in 42 games as a freshman with Western Michigan...Finished as the second-highest scoring defenseman on the team with 17 points (5-12-17)...Named to the CCHA All-Rookie Team.

PERSONAL

Attended De La Salle Collegiate High School in Warren, Mich., prior to his collegiate career at Western Michigan University...Majored in communications while in college... Danny will host a military member (active or retired) and guest at every Red Wings home game during the 2014-15 season as part of his charity program "DeKeyser's Hometown Heroes" donating tickets through the Detroit Red Wings Foundation...Volunteered for the 2014 MI Wings Community Tour last September, visiting the Michigan National Guard Joint Forces Headquarters in Lansing, Mich., signing autographs and meeting National Guard members from the Lansing area, and packed meals for Kids' Food Basket in Grand Rapids, Mich., to help attack childhood hunger through the Sack Supper program...Supported the Red Wings School Assembly Program sponsored by the Detroit Red Wings Foundation when he visited DeKeyser Elementary in Sterling Heights, Mich., in March 2014.

one assist and eight penalty minutes...Skated in 32 games for Western Michigan...Contributed 15 points (2-13-15)...Became the third player in CCHA history to receive the Best Defensive Defenseman award in back-to-back seasons and the first since Mike Weaver (1999 and 2000)...Named to the CCHA First All-Star Team and NCAA West Second All-American Team.

2011-12: Skated in 41 games for Western Michigan... Helped his school capture its first-ever CCHA championship...Contributed 17 points (5-12-17)...First

CAREER HIGHLIGHTS

FIRSTS

FIRST GP: 04/05/2013 DET 3 AT COL 2
 FIRST ASST: 04/14/2013 DET 3 AT NSH 0
 FIRST GOAL: 11/04/2013 DET 2 AT WPG 4

MOSTS:

GOALS: 1 (6X) 12/23/2014 DET 6 VS BUF 3
 ASSISTS: 2 (5X) 03/26/2015 DET 4 VS SJ 6
 POINTS: 2 (7X) 03/26/2015 DET 4 VS SJ 6 (OG-2A)

MOST RECENTLY

SOG: 5 (1X) 12/27/2014 DET 3 AT OTT 2
 PIM: 4 (1X) 04/09/2015 DET 3 AT MTL 4
 HAT TRICKS: 0
 MULTI-PT GAMES: 7 03/26/2015 DET 4 VS SJ 6 (OG-2A)

LONGEST PERSONAL STREAKS:

GOALS: 1 (6X) 12/23/2014 12/23/2014 (1G)
 ASSISTS: 3 (3X) 11/16/2014 11/20/2014 (3A)
 PTS: 3 (3X) 11/16/2014 11/20/2014 (OG-3A)

CAREER STATS


REGULAR SEASON

PLAYOFFS (BOLD)

SEASON	CLUB	LEAGUE	GP	G	A	P	PM	GP	G	A	P	PM
2012-13	DETROIT	NHL	11	0	1	1	2	2	0	0	0	0
2013-14	DETROIT	NHL	65	4	19	23	30	5	0	0	0	6
2014-15	DETROIT	NHL	80	2	29	31	42	7	1	0	1	12
DETROIT TOTALS			156	6	49	55	74	14	1	0	1	18
NHL TOTALS			156	6	49	55	74	14	1	0	1	18



2015-16 DETROIT RED WINGS



52 JONATHAN ERICSSON

6-4 • 220 lbs. • Defense • Shoots Left
 Born: Karlskrona, Sweden – March 2, 1984
 Last Amateur Club: Sodertalje (SEL)

BECAME A RED WING: Ninth round (291st overall) in the 2002 NHL Entry Draft

CAREER STATS VS. NHL

TEAM	GP	G	A	PTS	PIM
ANA	15	0	2	2	26
ARI	17	1	2	3	4
BOS	11	0	1	1	2
BUF	12	0	1	1	11
CGY	18	0	2	2	8
CAR	7	0	3	3	6
CHI	24	0	6	6	24
COL	18	0	3	3	19
CBJ	25	1	3	4	29
DAL	14	1	1	2	16
DET	0	0	0	0	0
EDM	20	3	1	4	23
FLA	11	0	2	2	10
L.A.	14	3	2	5	4
MIN	15	2	4	6	8
MTL	9	0	2	2	6
NSH	25	0	2	2	10
NJ	10	0	2	2	15
NYI	9	1	2	3	6
NYR	6	0	2	2	4
OTT	10	0	1	1	14
PHI	10	0	2	2	6
PIT	9	0	0	0	10
STL	29	2	7	9	16
SJ	15	0	3	3	19
TB	9	1	3	4	10
TOR	10	0	1	1	4
VAN	19	1	5	6	12
WSH	10	1	0	1	4
WPG	6	0	1	1	4
TOTAL	407	17	66	83	330

CAREER

Entering his 10th professional season and his eighth in Detroit ...Final player chosen in the 2002 NHL Entry Draft (291st overall)...Selected as the 2008-09 Detroit Red Wings Rookie of the Year by the Detroit Sports Broadcasters Association... Represented Sweden at the 2012 IIHF World Championship and won a bronze medal with Team Sweden at the 2010 IIHF World Championship...Named to the PlanetUSA AHL All-Star Team in 2008...Signed to a six-year contract extension on November 27, 2013

BY SEASON

2014-15: Was one of five players to skate in all 82 regular-season games for Detroit...Matched his career-best offensive totals with 15 points (3-12-15)...Ranked among team leaders with 70 penalty minutes (3rd), one shorthanded point (T2nd), 19:34 TOI (3rd), 114 hits (5th) and 55 blocked shots (7th)...Played his 400th NHL game on 3/29 at NY Islanders...Set a career best with a four-game point streak from 1/20-1/31, also matching the longest of the season by a Red Wings defenseman...Tied for second on the Red Wings in postseason scoring with a pair of two-assist games, marking the second and third multi-assist games of his NHL career.

2013-14: Limited to 48 games for Detroit due to injury...Registered 11 points (1-10-11) and ranked seventh on the team with 34 penalty minutes...Also ranked among team leaders with a 21:14 TOI average (3rd), 91 hits (5th) and 46 blocked shots (7th)...Scored his first goal of the season on 10/10 vs. Phoenix...Tallied assists in back-to-back games from 11/27-11/29...Skated in his 300th NHL game on 12/12 at Tampa Bay...Played a season-high 27:08 on 12/21 at Toronto...Represented Sweden at the 2014 Winter Olympics, recording one assist in six games...Suffered a finger injury on 3/18 vs. Toronto and did not return for the postseason.

2012-13: Skated in 45 games for Detroit...Contributed 13 points (3-10-13), tying for second among Red Wings defensemen...Tied for fifth on the team with a +6 rating...Led Red Wings defensemen with 67 hits...Finished second on the team with an average of 21:19 TOI...Posted two multi-point games, 2/1 vs. St. Louis (1-1-2) and 2/24 vs. Vancouver (0-2-2), which was his first-ever two-assist game...Appeared in all 14 playoff games for Detroit...Recorded three points, all assists...Averaged 22:32 TOI in the playoffs...Finished second on the team with 30 hits in the postseason...Also played in four games for Sodertalje in second-tier Sweden, recording one assist, and three games with Vita Hasten in third-tier Sweden, notching three assists.

2011-12: Appeared in 69 games for Detroit...Missed 13 games with a broken wrist from 2/28-3/26...Finished the season with 11 points (1-10-11)...Notched a career-high +16 rating...Skated in his 200th career NHL game on 12/30 at Chicago...Tied a career-high with two points (1-1-2) on 11/30 vs. Tampa Bay...Finished fourth on team with 128 hits...Registered 47 PIM and 63 shots on goal...Averaged 17:05 TOI during the regular season...Appeared in all five postseason games...Did not register a point in the playoffs and finished with a -1 rating...Dished out 10 hits and averaged 19:49 TOI in the postseason.



2015-16 DETROIT RED WINGS

52 JONATHAN ERICSSON continued



2010-11: Appeared in a career-high 74 games for Detroit...Registered career-highs in points (15), assists (12), PIM (87), shots (89) and plus-minus rating (+8)...Led Detroit with three fighting majors and 87 PIM...Tied a career-high with two points (1-1-2) on 1/15 vs. Columbus...Played in the 100th game of his career on 11/24 at Atlanta...Averaged 18:50 of ice time during the regular season...Scored one power play goal (11/6 at Vancouver)...Played in all 11 postseason games...Registered three points (1-2-3) in the playoffs...Collected 4 PIM and was -2 in the postseason...Averaged 18:47 of ice time in the postseason.

2009-10: Appeared in a career-high 62 games... Registered career-highs with four goals, nine assists, 13 points and 44 PIM...Averaged 16:42 of ice time during the regular season...Missed 12 games from 12/17-1/12 with a knee injury...Recorded three multi-point games (10/15 vs. Los Angeles, 10/29 at Edmonton and 3/26 vs. Minnesota)...Recorded his first career shorthanded goal on 3/26 vs. Minnesota...Appeared in all 12 postseason games... Recorded two assists, a +1 rating and 8 PIM during the 2010 Stanley Cup Playoffs...Averaged 14:17 of ice time during the postseason.

2008-09: Appeared in 19 games for Detroit... Finished season with four points (1-3-4)...Averaged 17:40 of ice time in 2008-09 regular season...Set career highs with 3 assists, 4 points and 15 PIM...Appeared in 22 postseason games for Detroit...Missed Game 5 vs. Chicago in Western Conference Finals due to emergency appendectomy... Finished 2009 postseason with eight points (4-4-8)...Scored the game-winning goal in his NHL postseason debut 4/16 vs. Columbus...Averaged 18:43 of ice time in 2009 postseason... Appeared in 40 games for Grand Rapids (AHL)...Registered 15 points (2-13-15) and was +12 for the Griffins.

2007-08: Recalled to Detroit on 2/20...Appeared in eight games for the Red Wings...Made his NHL debut at Calgary on 2/22, playing 22:39 and finishing even...Scored his first NHL goal at Edmonton on 2/26 (Garon)...Season-high five shots on goal 3/5 vs. St. Louis...Recalled to Detroit 4/5 and was a Black Ace during the 2008 playoffs...Appeared in 69 games for Grand Rapids...Established AHL career highs in goals (10) and points (34).

2006-07: Made his AHL and North American debut with the Grand Rapids Griffins...Appeared in 67 games...Led Grand Rapids defensemen with 24 assists and 29 points...

IT'S MORE
THAN HOCKEY

2015-16 DETROIT RED WINGS



52 JONATHAN ERICSSON continued

Finished third on the Griffins with 102 penalty minutes... Tied a Griffins franchise record by scoring two power play goals in one period 11/24 vs. Chicago (2nd period)... Recalled to Detroit on 5/3 and was a Black Ace during the 2007 Stanley Cup Playoffs.

2005-06: Spent majority of the season with Sodertalje of the Swedish Elite League, seeing action as both a defenseman and a center.

PERSONAL

Jonathan and his wife have one daughter, Liv, named in honor of late friend and former teammate Stefan Liv... Resides in Norrköping, Sweden during the off-season... Played on 2014 Swedish Olympic Team alongside his older brother, Jimmie... As part of his "52 for the Zoo" charity program, he will donate \$50 to the Detroit Zoological Society during the 2014-15 season, which will fund a scholarship program to send underprivileged kids to a future overnight experience at the zoo... Worked alongside the Motor City Blight Busters during the 2014 MI Wings Community Tour this September in an effort to stabilize and revitalize Detroit neighborhoods... Participated in the Detroit Red Wings School Assembly Program, sponsored by the Detroit Red Wings Foundation, by visiting Plymouth Scholars Academy in Plymouth, Mich., in November 2013.

CAREER HIGHLIGHTS

FIRSTS

FIRST GP:.....02/22/2008 DET 0 AT CGY 1
 FIRST GOAL:.....02/26/2008 DET 3 AT EDM 4
 FIRST ASST:.....03/03/2009 DET 5 AT STL 0

MOSTS:

GOALS: 1 (17X).....01/31/2015 DET 4 VS NYI 1
 ASSISTS: 2 (1X).....02/24/2013 DET 8 VS VAN 3
 POINTS: 2 (7X).....02/24/2013 DET 8 VS VAN 3 (OG-2A)

MOST RECENTLY

SOG: 5 (2X).....04/08/2011 DET 2 VS CHI 4
 PIM: 17 (1X).....11/05/2010 DET 3 AT EDM 1
 HAT TRICKS: 0
 MULTI-PT GAMES: 7.....02/24/2013 DET 8 VS VAN 3 (OG-2A)

LONGEST PERSONAL STREAKS:

GOALS: 1 (14X).....10/10/2013 10/10/2013 (1G)
 ASSISTS: 3 (1X).....10/24/2009 10/29/2009 (3A)
 PTS: 4 (1X).....01/20/2015 01/31/2015 (2G-2A)

CAREER STATS

REGULAR SEASON

PLAYOFFS (BOLD)

SEASON	CLUB	LEAGUE	GP	G	A	P	PM	GP	G	A	P	PM
2007-08	DETROIT	NHL	8	1	0	1	4	0	0	0	0	0
2008-09	DETROIT	NHL	19	1	3	4	15	22	4	4	8	25
2009-10	DETROIT	NHL	62	4	9	13	44	12	0	2	2	8
2010-11	DETROIT	NHL	74	3	12	15	87	11	1	2	3	4
2011-12	DETROIT	NHL	69	1	10	11	47	5	0	0	0	6
2012-13	DETROIT	NHL	45	3	10	13	29	14	0	3	3	2
2013-14	DETROIT	NHL	48	1	10	11	34	0	0	0	0	0
2014-15	DETROIT	NHL	82	3	12	15	70	7	0	4	4	8
DETROIT TOTALS			407	17	66	83	330	71	5	15	20	53
NHL TOTALS			407	17	66	83	330	71	5	15	20	53



2015-16 DETROIT RED WINGS



93 JOHAN FRANZEN

6-3 • 232 lbs. • Left Wing • Shoots Left
 Born: Vetlanda, Sweden – December 23, 1979
 Last Amateur Club: Linköping (Sweden)

BECAME A RED WING: Third round (97th overall) in 2004 NHL Entry Draft

CAREER STATS VS. NHL

TEAM	GP	G	A	PTS	PIM
ANA	25	10	7	17	19
ARI	26	10	6	16	8
BOS	12	0	9	9	12
BUF	14	5	5	10	4
CGY	29	7	8	15	20
CAR	8	1	4	5	10
CHI	50	11	11	22	14
COL	30	15	8	23	14
CBJ	51	15	12	27	28
DAL	26	7	9	16	30
DET	0	0	0	0	0
EDM	30	5	8	13	8
FLA	10	2	5	7	4
L.A.	24	7	9	16	8
MIN	28	13	11	24	10
MTL	9	2	5	7	2
NSH	42	15	10	25	26
NJ	11	6	6	12	4
NYI	8	2	1	3	4
NYR	8	2	2	4	2
OTT	12	12	1	13	12
PHI	10	4	3	7	8
PIT	9	4	1	5	8
STL	47	14	13	27	78
SJ	24	4	6	10	20
TB	9	3	5	8	4
TOR	9	2	5	7	10
VAN	25	4	5	9	26
WSH	6	3	1	4	2
WPG	8	2	6	8	4
TOTAL	600	187	182	369	399

CAREER

Entering his 11th season in the NHL, all with Detroit...Won his first Stanley Cup championship in 2008...Signed an 11-year contract extension with the Red Wings on April 11, 2009...Has 70 career multi-point games...Represented Sweden at the 2012 IIHF World Championship...Played for Sweden at the 2010 Olympic Winter Games in Vancouver...Won a gold medal with Sweden at the 2006 IIHF World Championship...Named 2005-06 Rookie of the Year by the Detroit Sports Broadcasters

BY SEASON

2014-15: Limited to 33 games played due to injury and did not play after 1/6 at Edmonton due to a concussion...Recorded 22 points (7-15-22) in 33 games...Racked up 13 points (6-7-13) in the first 13 games of the season (10/9-11/14), picking up three game-winning goals in that span...Despite injury, still ranked among Detroit's leaders with four power-play goals (T6th), 11 power-play points (T7th) and three game-winning goals (T5th)...His final game of the season, 1/6 at Edmonton, marked his 600th NHL contest.

2013-14: Finished sixth in team scoring with 41 points (16-25-41) in 54 games...Ranked among team leaders with 16 goals (5th), 25 assists (4th), a +6 rating (6th), 40 penalty minutes (4th), seven power-play goals (1st), four game-winning goals (T2nd), 149 shots (5th) and a 10.7 shooting percentage (7th)...Placed third among Red Wings forwards with an average of 17:39 TOI...Scored his first two goals of the season and the first of four game-winning goals on 10/17 at Colorado...Recorded nine points (4-5-9) during a six-game point streak, 11/24-12/6...Named NHL's first star of the week on 3/3 after five points (3-2-5) in two games...Recorded his sixth career hat trick on 2/27 at Ottawa...Tallied a season-high four points (2-2-4) on 3/7 vs. New Jersey...Notched two assists in five playoff games...Named to Sweden's 2014 Olympic roster but withdrew from the event due to injury.

2012-13: Logged 41 games for Detroit...Finished third on the team with 31 points (14-17-31)...Ranked among club leaders with 14 goals (2nd), a +13 rating (3rd), 41 penalty minutes (3rd), six power play goals (2nd) and 116 shots (3rd)...Averaged 18:05 TOI, ranking third on Detroit among forwards...Reached a pair of milestones, appearing in his 500th NHL game on 3/31 vs. Chicago and recording his 300th point with a goal on 4/14 at Nashville...Tallied eight points (3-5-8) over a six-game point streak from 1/25-2/5...Posted a career-high three assists on 2/1 vs. St. Louis...Set a career high with 15 penalty minutes on 2/7 at St. Louis...Racked up seven goals in a seven-game span from 4/12-4/25...Skated in all 14 postseason games...Tied for fifth in playoff scoring with six points (4-2-6)...Led the Red Wings with three power play goals in the playoffs...Ranked fifth on the team and third among forwards with 19:30 TOI.

2011-12: Skated in 77 games for Detroit...Missed five games with a back injury...Led Detroit with 29 goals, 11 power play goals and 10 game-winning goals...Tied for team lead (Bertuzzi, White) with a +23 rating...Finished season



2015-16 DETROIT RED WINGS



93 JOHAN FRANZEN continued

Led Detroit forwards and ranked second on the team with 13 postseason hits.

2010-11: Appeared in 76 games for Detroit...Registered 55 points (28-27-55), 58 PIM, and finished +5 on the season...Led the team in goals (28), tied for team lead in power play goals (10) and tied for second on team in game-winning goals (5)...Set a new career-high with 27 assists...Finished second on the team with 143 hits...Averaged 17:26 of ice time in the regular-season...Recorded a career-high five goals on 2/2 at Ottawa...Named the NHL's First Star of the Week for the week ending 2/6...Scored the 100th goal of his career on 11/11 vs. Edmonton...Recorded his 200th career point on 1/26 vs. New Jersey...Appeared in eight playoff games...Missed three postseason games due to an ankle injury...Registered three playoff points (2-1-3), six PIM and finished -1 in the postseason...Averaged 15:47 of ice time in the playoffs.

2009-10: Appeared in just 27 games for the Red Wings...Missed 55 games with a knee injury...Posted 21 points (10-11-21) and 22 PIM...Replaced teammate Tomas Holmstrom (knee injury) on Team Sweden's roster for the 2010 Olympic Winter Games in Vancouver...Recorded a career-high four points (2-2-4) on 3/26 vs. Minnesota...Finished third on Detroit with six power-play goals despite appearing in just 27 games...Averaged 18:42 of ice time during the regular

with 56 points (29-27-56)...His 27 assists tied a career high...Finished second on the team with 211 shots on goal (Zetterberg, 267)...Notched his 100th career assist on 10/15 at Minnesota...Appeared in his 400th career NHL game on 10/21 vs. Columbus...Averaged 17:42 TOI in regular season...Appeared in all five postseason games for Detroit...Finished the playoffs with one point (1-0-1) and eight PIM...Tied for second on team with 14 postseason shots on goal...Averaged 16:07 TOI during the playoffs...

CAREER HIGHLIGHTS

FIRSTS

FIRST GP: 10/05/2005 DET 5 VS STL 1
 FIRST GOAL: 10/13/2005 DET 5 AT LA 2
 FIRST ASST: 12/31/2005 DET 5 VS CBJ 2

SOG: 10 (1X) 02/02/2011 DET 7 AT OTT 5
 PIM: 15 (1X) 02/07/2013 DET 5 AT STL 1
 HHAT TRICKS: 3 02/27/2014 DET 6 AT OTT 1 (3G)
 MULTI-PT GAMES: 70 12/31/2014 DET 3 VS NJ 1 (0G-2A)

MOSTS:

GOALS: 5 (1X) 02/02/2011 DET 7 AT OTT 5
 ASSISTS: 3 (2X) 11/27/2013 DET 6 VS BOS 1
 POINTS: 5 (1X) 02/02/2011 DET 7 AT OTT 5 (5G-0A)

MOST RECENTLY

LONGEST PERSONAL STREAKS:

GOALS: 5 (3X) 10/25/2008 11/17/2008 (5G)
 ASSISTS: 6 (1X) 03/14/2009 03/24/2009 (8A)
 PTS: 8 (1X) 10/18/2008 11/17/2008 (7G-3A)

CAREER STATS

REGULAR SEASON

PLAYOFFS (BOLD)

SEASON	CLUB	LEAGUE	GP	G	A	P	PM	GP	G	A	P	PM
2005-06	DETROIT	NHL	80	12	4	16	36	6	1	2	3	4
2006-07	DETROIT	NHL	69	10	20	30	37	18	3	4	7	10
2007-08	DETROIT	NHL	72	27	11	38	51	16	13	5	18	14
2008-09	DETROIT	NHL	71	34	25	59	44	23	12	11	23	12
2009-10	DETROIT	NHL	27	10	11	21	22	12	6	12	18	16
2010-11	DETROIT	NHL	76	28	27	55	58	8	2	1	3	6
2011-12	DETROIT	NHL	77	29	27	56	40	5	1	0	1	8
2012-13	DETROIT	NHL	41	14	17	31	41	14	4	2	6	8
2013-14	DETROIT	NHL	54	16	25	41	40	5	0	2	2	2
2014-15	DETROIT	NHL	33	7	15	22	30	0	0	0	0	0
DETROIT TOTALS			600	187	182	369	399	107	42	39	81	80
NHL TOTALS			600	187	182	369	399	107	42	39	81	80



2015-16 DETROIT RED WINGS

93 JOHAN FRANZEN continued

season...Won 55.6% of his face-offs taken in the regular season...Led Detroit with 18 points (6-12-18) and 12 assists in 12 postseason games...Scored the second-fastest hat trick in Stanley Cup Playoffs history in Game 4 of the WCS vs. San Jose (3:26; Tim Kerr scored three goals in 3:24 on 4/13/85)...Set a new franchise record registering six points (4-2-6) in Game 4 of the WCS vs. San Jose...Set a new franchise record and tied a NHL record for most points in one period with four (3-1-4) in Game 4 of the WCS...Tied a Red Wings franchise record scoring four goals in Game 4 of the WCS vs. San Jose...Recorded at least one point in 12 straight postseason games, tying the franchise mark held Gordie Howe.

2008-09: Appeared in 71 games for Detroit...Set new career highs in goals (34), assists (25), points (59), plus/minus (+21) and shots on goal (246)...Tied his career high with eight game-winning goals...Signed a new 11-year contract with Detroit on April 11, 2009...Recorded his 100th career point on 12/1 vs. Anaheim...Had a career-high six-game assist streak 3/14 - 3/24...Had a career high nine shots on goal 3/24 at Edmonton...Appeared in all 23 postseason games for Detroit...Led team with 12 postseason goals...Finished second on team with a new career-high 23 postseason points (12-11-23)...Tied for postseason team lead with three game-winning goals and four power-play goals...Scored series clinching goal in Game 4 of the WCQ vs. Columbus on 4/23.

2007-08: Appeared in 72 games for Detroit...Established career highs with 27 goals and 38 points...Set a new franchise record for most game-winning goals in one month when he tallied six GWGs during the month of March...Career-high seven-game point streak 3/2-3/16...Named the NHL's third star for the month of March after registering 14 goals and 4 assists in 13 games...Played in 16 postseason games for the Red Wings...Franzen (along with Henrik Zetterberg) led the NHL and the Red Wings with a career high and franchise record 13 postseason goals, despite missing six games due to injury...Led the NHL in postseason game-winning goals with five, setting a new Red Wings franchise record...Established a new franchise record with nine goals in Detroit's four-game sweep of Colorado in the WCS, the most ever scored by a Red Wing in one playoff series, and the most in a four-game series in NHL history...Tied a franchise record with two hat tricks in one playoff series registering two against Colorado in the WCS (Norm Ullman)...Tied a franchise record with goals in five consecutive postseason games (Gordie Howe (2x), Ted Lindsay)...Finished with a career-high 18 postseason points (13-5-18)...Tied for fourth in NHL with a +13

postseason rating.

2006-07: Set then career highs in assists (20) and points (30) despite missing 13 games due to injury...Posted a minus-rating just five times in 69 games...Recorded a then career-high five-game point streak from 2/27-3/6...Scored the game-winning shootout goal on his first career attempt on 3/6 vs. Nashville (Vokoun)...Dealt his first career fighting major at Anaheim on 10/18...Played in all 18 of Detroit's postseason games...Established then postseason career highs in goals (3), assists (4) and points (7)...Scored his first career postseason overtime goal in Game 6 of the WCQ vs. Calgary, clinching the series victory for Detroit...Plus-8 rating on the road during the 2007 Stanley Cup Playoffs led all NHL skaters.

2005-06: Appeared in 80 games in his rookie campaign and finished plus-four...Was the first Detroit rookie to play in 80 games since Nicklas Lidstrom (1990-91)...Led Detroit rookies in games (80), goals (12) and points (16)...Scored two shorthanded goals 11/9/05 vs. Los Angeles and 11/23 vs. Colorado...Led Red Wings in shorthanded goals (2)...Registered his first NHL assist 12/31 vs. Columbus...Scored his first NHL goal 10/13 at Los Angeles (game-winner)...Played in all six of Detroit's 2006 playoff games, scoring one goal to go along with two assists...Named the Red Wings 2005-06 Rookie of the Year by the Detroit Sports Broadcasters Association...Missed two games due to a chest injury.

2004-05: Represented Sweden in the 2005 World Championships (1-0-1 in 5 games)...Played with Linkopings of the Swedish Elite League...Finished with 14 points in 43 games and a +8...Signed a one-year, entry level contract with Detroit on August 4, 2005.

2003-04: Enjoyed a breakthrough season with Linkopings and finished with 30 points in 49 games (12-18-30)...Led the Swedish Elite League with a +24...Attended the Red Wings prospect camp in Troy, MI following the NHL Draft where he was Detroit's first selection (third round).

PERSONAL

Johan's nickname is 'The Mule'...He and his wife, Cecilia, have two sons, Eddie Bo and Oliver...The family returns to their native Sweden in the offseason...Johan started "Franzen's Friends" in 2013-14, hosting a Special Olympics athlete and his/her guardian at every Red Wings home game, in partnership with Special Olympics of Michigan...Worked alongside the Motor City Blight Busters during the 2014 MI Wings Community Tour last September in an effort to stabilize and revitalize Detroit neighborhoods.



2015-16 DETROIT RED WINGS



CAREER STATS VS. NHL

TEAM	GP	G	A	PTS	PIM
ANA	4	1	1	2	2
ARI	3	1	0	1	0
BOS	7	2	0	2	0
BUF	6	0	2	2	0
CGY	3	0	0	0	0
CAR	4	0	1	1	2
CHI	4	1	1	2	4
COL	4	1	0	1	0
CBJ	6	0	0	0	0
DAL	3	0	1	1	4
DET	0	0	0	0	0
EDM	3	1	0	1	4
FLA	7	2	0	2	0
L.A.	4	0	1	1	2
MIN	4	0	0	0	2
MTL	7	1	1	2	6
NSH	2	0	0	0	2
NJ	5	0	0	0	6
NYI	5	0	1	1	4
NYR	5	1	0	1	0
OTT	5	0	0	0	2
PHI	5	0	0	0	2
PIT	6	0	0	0	2
STL	4	0	1	1	4
SJ	3	1	1	2	0
TB	8	1	0	1	2
TOR	9	0	0	0	4
VAN	4	0	0	0	0
WSH	5	0	1	1	2
WPG	3	0	0	0	0
TOTAL	138	13	12	25	56

41 LUKE GLENDENING

5-11 • 194 lbs. • Center • Shoots Right
 Born: Grand Rapids, MI – April 28, 1989
 Last Amateur Team: Michigan Wolverines (CCHA)

BECAME A RED WING: Signed as a free agent on July 5, 2013

CAREER

Entering his third NHL season and fourth professional season...Signed to a three-year contract extension on April 5, 2014...2013 Calder Cup champion with the Grand Rapids Griffins...2012 CCHA Best Defensive Forward...2010 CCHA champion with the Michigan Wolverines...Attended East Grand Rapids High School in Grand Rapids, Mich...Made his NHL debut on October 12, 2013...Scored his first NHL goal on April 5, 2014.

BY SEASON

2014-15: Was one of five Red Wings to skate in all 82 regular-season games... More than doubled his rookie-season offensive totals with 18 points, including 12 goals after just one in 2013-14...Averaged the most shorthanded ice time of any NHL forward, and ranked second in the league in that category...Finished among Detroit's leaders with 12 goals (8th), a plus-five rating (17th), 34 penalty minutes (7th), 104 shots (8th), a 11.5 shooting percentage (5th), 147 hits (2nd), 73 blocked shots (5th), 26 takeaways (5th) and a 51.9 faceoff percentage (3rd)...Posted his first NHL multi-point game on 11/14 vs. Chicago (1-1-2)...Skated in his 100th NHL game on 1/15 at St. Louis...Notched his first NHL two-goal game, including his first-ever game-winning goal, on 1/27 at Florida...Tied for fourth on the team in the postseason with three points (2-1-3) in seven first-round games.

2013-14: Skated in 56 games for Detroit as a rookie...Contributed seven points (1-6-7) and 22 penalty minutes...Finished fourth on the Red Wings with 92 hits and was second among forwards with 38 blocked shots...Made his NHL debut on 10/12 vs. Philadelphia...Recorded his first NHL point with an assist on 12/17 vs. Anaheim...Tallied assists in back-to-back games for the first time from 1/9-1/11...Scored his first NHL goal on 4/5 at Montreal (Carey Price)...Appeared in all five of Detroit's postseason games, scoring a goal and averaging 14:11 TOI...Also had 12 points (5-7-12) in 18 games with the Grand Rapids Griffins.

2012-13: Won the AHL's Calder Cup with the Grand Rapids Griffins, notching 26 points (8-18-26) in 50 regular-season games and 16 points (6-10-16) in 24 postseason games...Started the season with ECHL Toledo, tallying 21 points (14-7-21) in 27 games and earning a selection to the ECHL All-Star Game...Became the first-ever Greater Grand Rapids native to play for the Griffins and scored his first goal on his first shot during his first game on 12/19 vs. Rochester...Shared the AHL postseason rookie scoring title with teammate Riley Sheahan and tied for sixth overall in playoff scoring.

2011-12: Recorded 21 points (10-11-21) in 41 games with the CCHA's Michigan Wolverines as a senior...Became the eighth player to ever captain Michigan in back-to-back seasons...Named the CCHA Best Defensive Forward...Registered his first collegiate hat trick on 10/13 vs. St. Lawrence...Signed a tryout with AHL Providence and made his professional debut on 4/13 vs. Bridgeport.

2010-11: Led Michigan to a CCHA regular-season championship and an appear-



2015-16 DETROIT RED WINGS



41 LUKE GLENDENING continued

ance in the NCAA championship game, where it fell in overtime to Minnesota-Duluth...Recorded 18 points (8-10-18) in 44 games...Named MVP at the Great Lakes Invitational at Joe Louis Arena after scoring three goals during the tournament.

2009-10: Scored a collegiate career-high 21 points (7-14-21) in 45 games as a sophomore...Named an alternate captain for the Wolverines during the season.

2008-09: Made the Michigan Wolverines as a walk-on and contributed 10 points (6-4-10) in 35 games...Named CCHA Rookie of the Week on 2/14...Won Michigan's Alton D. Simms Award as team's most-improved player.

PERSONAL

Lives in Ann Arbor, Mich., during the offseason...Has a degree in political science from the University of Michigan...Has volunteered for the MI Wings Community Tour in each of the last two years visiting pediatric patients and adult oncology patients at Covenant HealthCare in Saginaw, Mich., and participating in a school rally at Franklin Elementary School in Cadillac, Mich. in September 2014 and participating in therapy exercises at the MidMichigan Health Center in Midland, Mich., and stopping at the Camp Grayling Join Maneuver Training Center in Grayling, Mich., in September 2015...Has played in five career outdoor games, three at the University of Michigan, one with Grand Rapids and one with Detroit...Hockey idol as a youth was Steve Yzerman.

CAREER HIGHLIGHTS

FIRSTS

FIRST GP:.....10/12/2013 DET 5 VS PHI 2
 FIRST ASST:.....12/17/2013 DET 2 VS ANA 5
 FIRST GOAL:.....04/05/2014 DET 3 AT MTL 5

MOSTS:

GOALS: 2 (1X).....01/27/2015 DET 5 AT FLA 4
 ASSISTS: 1 (12X).....04/11/2015 DET 2 AT CAR 0
 POINTS: 2 (2X).....01/27/2015 DET 5 AT FLA 4 (2G-0A)

MOST RECENTLY

SOG: 5 (1X).....03/08/2015 DET 3 AT BOS 5
 PIM: 4 (1X).....11/07/2014 DET 4 VS NJ 2HAT HAT
 TRICKS: 0
 MULTI-PT GAMES: 2.....01/27/2015 DET 5 AT FLA 4 (2G-0A)

LONGEST PERSONAL STREAKS:

GOALS: 1 (12X).....04/02/2015 04/02/2015 (1G)
 ASSISTS: 2 (1X).....01/09/2014 01/11/2014 (2A)
 PTS: 2 (3X).....03/28/2015 03/29/2015 (1G-1A)

CAREER STATS

REGULAR SEASON

PLAYOFFS (BOLD)

SEASON	CLUB	LEAGUE	GP	G	A	P	PM	GP	G	A	P	PM
2013-14	DETROIT	NHL	56	1	6	7	22	5	1	0	1	0
2014-15	DETROIT	NHL	82	12	6	18	34	7	2	1	3	8
DETROIT TOTALS			138	13	12	25	68	12	3	1	4	8
NHL TOTALS			138	13	12	25	68	12	3	1	4	8



2015-16 DETROIT RED WINGS



25 MIKE GREEN

6-1 • 207 lbs. • Defense • Shoots Right
Born: Calgary, Alberta – October 12, 1985
Last Amateur Club: Saskatoon Blades (WHL)

BECAME A RED WING: Signed as a free agent on July 1, 2015

CAREER STATS VS. NHL

TEAM	GP	G	A	PTS	PIM
ANA	7	1	3	4	4
ARI	7	0	2	2	2
BOS	23	6	8	14	14
BUF	27	7	10	17	18
CGY	10	1	6	7	10
CAR	44	15	11	26	28
CHI	7	0	6	6	4
COL	8	1	0	1	2
CBJ	13	1	6	7	6
DAL	8	0	5	5	8
DET	9	4	6	10	10
EDM	8	3	4	7	10
FLA	41	5	14	19	36
L.A.	8	2	2	4	12
MIN	9	3	2	5	6
MTL	26	3	16	19	18
NSH	8	1	7	8	4
NJ	27	7	9	16	21
NYI	27	4	11	15	16
NYR	25	6	9	15	25
OTT	31	7	16	23	30
PHI	36	8	16	24	14
PIT	28	3	13	16	16
STL	6	2	5	7	2
SJ	7	1	3	4	2
TB	44	10	18	28	48
TOR	31	2	16	18	26
VAN	8	2	4	6	10
WSH	0	0	0	0	0
WPG	42	8	19	27	14
TOTAL	575	113	247	360	416

CAREER

Entering his 11th NHL season and first with the Red Wings...Two-time NHL First-Team All-Star and two time Norris Trophy runner-up (in 2008-09 and 2009-10)...2011 NHL All-Star...2007 NHL YoungStars Game...2006 AHL Calder Cup champion with Hershey and All-Rookie Team...Won a silver medal in 2008 at the IIHF World Championship...Won a gold medal in 2003 at the IIHF World Under-18 Championship...Is the NHL's second-highest scoring defenseman since the 2007-08 season and one of two active defensemen with a 70-point season, along with Ottawa's Erik Karlsson.

BY SEASON

2014-15: Hit the 10-goal plateau and produced 45 points (10-35-45) in 72 regular-season games with the Capitals...Finished fifth on the Capitals in scoring and was second among the team's defensemen...Led the team with a plus-15 rating...Racked up five points (2-3-5) in the Capitals' first five games...Produced 14 multi-point games...Became Washington's fifth-highest scoring defenseman on 2/1 vs. St. Louis, passing Larry Murphy with his 345th career point...Suited up in all of Washington's 14 playoff games and picked up two points (0-2-2) and 14 penalty minutes.

2013-14: Led Washington defensemen in points (38), ranked third among Capitals skaters in assists (29) and ranked second on the team in time on ice per game (22:43) in 70 games for the club...Earned an assist and played in his 500th NHL game on 3/30 at Nashville...Recorded his second career three-assist game 3/2 vs. Philadelphia...Registered three points (2-1-3) and scored his 100th NHL goal as well as the overtime-winner on 1/28 at Buffalo...Tallied two assists, including his 200th NHL assist and 300th NHL point on 1/9 at Tampa Bay.

2012-13: Led NHL defensemen in goals (12) while producing 26 points (12-14-26) in 36 games with the Capitals...Ranked fourth on the Capitals in goals...Led Washington in TOI (24:51)...Scored a goal in four straight games through the 4/4 contest vs. NY Islanders...Had a two-goal game on 4/2 at Carolina...Led the team during four postseason games with two goals, 25:31 TOI and four points (tied)...Scored the overtime-winner in Game 2 of their first-round series vs. the NY Rangers.

2011-12: Missed 47 games due to injury and recorded seven points (3-4-7) in 32 games with the Capitals...Tied a career high with four points (2-2-4) on 10/22 vs. Detroit...Moved to second in Washington history with six overtime goals after scoring the game-winner on 10/8 vs. Carolina...Tied for the Capitals defenseman lead with four points (2-2-4) during 14 postseason games...Finished third on Washington in postseason TOI (23:45).

2010-11: Finished third on the Capitals with 24 points (8-16-24) from the blueline despite missing 33 games due to injury...Led the team in TOI (25:11)...Ranked sixth on the club with 100 hits...Served as an alternate captain at the NHL All-Star Game and recorded a pair of assists...Led the team in ice time in 38-of-49 games and played



2015-16 DETROIT RED WINGS



25 MIKE GREEN continued

did so in 1985 and 1986...One of three finalists for the NHL Foundation Award for community service efforts... Became the 13th defenseman (third active) with consecutive 70-point seasons and the seventh to do it before turning 25...Led NHL defensemen with 76 points, 56 assists, and 19 goals (career highs in points and assists)...His point total was the most by Capitals defenseman since 1992-93 (Kevin Hatcher, 79 points, 34g-45a)...Ranked second among NHL defensemen (trailing only Jeff Schultz) and third in the league at plus-39, the third-highest plus/minus rating in team history...Led NHL defensemen with 35 power-play points, 25 power-play assists, and 10 power-play goals... Registered career-high nine-game point streak from 10/12-11/1, recording 11 points (2-9-11)...Recorded his second nine-game point streak from 1/2-1/19, recording 12 points (3-9-12).

more than 30 minutes on six occasions...Began the playoffs with a five-game point streak (1-4-5)...Tallied six points (1-5-6) in eight playoff games.

2009-10: Runner-up for the Norris Trophy for the second year in a row after amassing 76 points (19-57-76) in 75 games...Named to the NHL First-All-Star Team, becoming the first player (along with Alex Ovechkin) to be an NHL First-Team All-Star since Wayne Gretzky and Paul Coffey

2008-09: Became the first defenseman to score 30 goals in a season since fellow Capital Kevin Hatcher scored 34 in 1992-93 with a 31-goal, 73-point season in 68 games played...Finished second in the voting for the Norris Trophy and was the top vote-getter among defensemen on the NHL First All-Star Team...Placed on the team in goals (31) and fourth in points (73) and assists (42)...Led all defensemen and ranked seventh in the NHL (minimum 20 GP) with 1.07

CAREER HIGHLIGHTS

FIRSTS

FIRST GP:.....10/12/2005 WAS 2 AT CAR 7
 FIRST GOAL:.....02/03/2006 WAS 4 VS TOR 1
 FIRST ASST:.....03/04/2006 WAS 2 AT ATL 3

SOG: 10 (1X).....03/24/2009 WAS 2 AT TOR 3
 PIM: 18 (1X).....12/10/2013 WAS 6 VS TB 5
 HAT TRICKS: 0
 MULTI-PT GAMES: 90.....04/05/2015 WAS 2 AT DET 1 (1G-1A)

MOSTS:

GOALS: 2 (16X).....01/28/2014 WAS 4 AT BUF 4
 ASSISTS: 3 (2X).....03/02/2014 WAS 4 VS PHI 5
 POINTS: 4 (3X).....10/22/2011 WAS 7 VS DET 1 (2G-2A)

MOST RECENTLY

LONGEST PERSONAL STREAKS:

GOALS: 8 (1X).....01/27/2009 02/14/2009 (10G)
 ASSISTS: 8 (1X).....10/15/2009 11/01/2009 (9A)
 PTS: 9 (3X).....01/27/2010 03/04/2010 (3G-10A)

CAREER STATS

REGULAR SEASON

PLAYOFFS (BOLD)

SEASON	CLUB	LEAGUE	GP	G	A	P	PM	GP	G	A	P	PM
2005-06	WASHINGTON	NHL	22	1	2	3	18	0	0	0	0	0
2006-07	WASHINGTON	NHL	70	2	10	12	36	0	0	0	0	0
2007-08	WASHINGTON	NHL	82	18	38	56	62	7	3	4	7	15
2008-09	WASHINGTON	NHL	68	31	42	73	68	14	1	8	9	12
2009-10	WASHINGTON	NHL	75	19	57	76	54	7	0	3	3	12
2010-11	WASHINGTON	NHL	49	8	16	24	48	8	1	5	6	8
2011-12	WASHINGTON	NHL	32	3	4	7	12	14	2	2	4	10
2012-13	WASHINGTON	NHL	34	12	14	26	20	7	2	2	4	4
2013-14	WASHINGTON	NHL	70	9	29	38	64	0	0	0	0	0
2014-15	WASHINGTON	NHL	72	10	35	45	34	14	0	2	2	14
DETROIT TOTALS			0	0	0	0	0	0	0	0	0	0
NHL TOTALS			574	113	247	360	416	71	9	26	35	75



2015-16 DETROIT RED WINGS



25 MIKE GREEN continued

peers...Placed second on the team and third among NHL defensemen with 234 shots...Averaged team-high 23:38 TOI, including leading the team in ice time in 33 of the team's final 53 games...Tied for second with four game-winning goals ...Established the Caps single-season record for OT goals (3) and the Caps career record for OT goals by a defenseman (3)... Shared the league lead in goals and points by a defenseman in the first round of the playoffs...Totaled seven points (3-4-7) in seven games during his first NHL postseason...Represented Canada in the 2008 World Championship and led the tournament in scoring by a defenseman with 12 points (4-8-12)...Helped guide Canada to a second-place finish...Was named to the all-tournament team.

2006-07: Skated in 70 games during his first full NHL season and totaled 12 points (2-10-2)...Was the lone rookie defenseman on the Eastern Conference NHL YoungStars Team.

2005-06: Made his NHL debut on his 20th birthday, 10/12 at Carolina...Recorded his first career goal on 2/3 vs. Toronto...Named to the AHL All-Rookie Team for his efforts in Hershey, the first Capitals prospect ever to earn that honor...Led AHL rookie defensemen and ranked 11th among all AHL defensemen with 43 points (9-34-43) in 56 games Finished 7th on Hershey in scoring...Played all 21 games in Hershey's run to the Calder Cup...Recorded 18 points in the playoffs (3-15-18), which ranked 11th among AHL players, second among rookies and second among defensemen... Led Hershey defensemen in playoff scoring and was 4th on the team.

2004-05: Led all defensemen and finished in a 19th-place tie in the WHL in scoring with 66 points (15-52-66) for the Saskatoon Blades...Made the WHL East First All-Star Team... His 52 assists were tied for third in the league and his plus/minus rating of plus-36 was tied for fourth in the league.

PERSONAL

Started "Green's Grinders" for the 2015-16 season with the Red Wings, hosting individuals with cystic fibrosis at every Red Wings home game by donating two tickets through the Cystic Fibrosis Foundation...With the Capitals, he had a similar program in "Green's Gang," purchasing seven season tickets to Capitals home games and donating them to area youth through Most Valuable Kids...Brought Powell Elementary students to play street hockey with him at The White House in March 2011 for the launch of the NHL's partnership with First Lady Michelle Obama's Let's Move Campaign.

points per game...Offensive output ranked fourth in Capitals history for a defenseman...Became the seventh defenseman in NHL history to score 30 goals in a season and was the first to do it while playing fewer than 70 games...At 23, the youngest defenseman with 30 goals since Paul Coffey in 1983-84...His eight-game goal streak from 1/27-2/14 set an NHL record for a defenseman and matched the longest streak in the NHL since 1997-98 (Teemu Selanne, 11 games)...Finished 2nd on the team with a +24 rating...Led the team and ranked 7th in the league in ice time (25:45)... Placed fourth in the league with 18 power-play goals, setting the Capitals record (and finishing one shy of the NHL record) for power-play goals by a defenseman... Voted the league's top defenseman by a panel of reporters assembled by USA Today...Named to the Sporting News' All-NHL team by a vote of league coaches and executives...Finished second among all NHL players in February scoring (20 points in 13 GP) and was named the NHL's Second Star of the Month.

2007-08: Was one of four Capitals to play in every game... Led Capitals defensemen and finished third on the team and seventh among NHL defensemen in scoring with 56 points (18-38-56)...Paced NHL defensemen and ranked fourth on the team with 18 goals...Became the youngest defenseman to lead the NHL in goals in 25 years, since Paul Coffey, at age 22...With Alex Ovechkin, part of the first pair of teammates to lead the NHL in overall goals and goals by a defenseman since Mario Lemieux and Coffey in 1988-89... Named a Sporting News First-Team All-Star in a vote of his



2015-16 DETROIT RED WINGS



CAREER STATS VS. NHL

TEAM	GP	G	A	PTS	PIM
ANA	15	1	0	1	2
ARI	14	4	3	7	10
BOS	10	0	3	3	4
BUF	12	5	1	6	4
CGY	13	1	5	6	2
CAR	7	1	3	4	0
CHI	19	1	3	4	4
COL	15	3	5	8	4
CBJ	23	3	4	7	6
DAL	15	4	3	7	8
DET	0	0	0	0	0
EDM	15	3	5	8	2
FLA	8	0	1	1	0
L.A.	15	4	3	7	4
MIN	19	3	1	4	4
MTL	12	1	2	3	0
NSH	26	2	4	6	2
NJ	7	3	3	6	0
NYI	8	3	4	7	2
NYR	5	1	0	1	0
OTT	10	1	4	5	2
PHI	8	1	3	4	6
PIT	9	0	3	3	0
STL	18	2	4	6	4
SJ	15	2	1	3	2
TB	9	4	1	5	2
TOR	8	3	0	3	4
VAN	15	1	5	6	2
WSH	9	1	1	2	0
WPG	7	1	2	3	0
TOTAL	366	59	77	136	80

43 DARREN HELM

5-11 • 196 lbs. • Center • Shoots Left
 Born: St. Andrews, Manitoba – January 21, 1987
 Last Amateur Club: Medicine Hat (WHL)

BECAME A RED WING: Fifth Round (132nd overall) in the 2005 NHL Entry Draft

CAREER

Entering his ninth professional season and seventh season with Detroit...Won his first Stanley Cup championship in 2008...Won a gold medal with Team Canada at the 2007 IIHF World Junior Championships...Won a WHL title with Medicine Hat in 2007...Named to the 2007 Memorial Cup All-Star Team...Has recorded 21 career multi-point games.

BY SEASON

2014-15: Enjoyed a career-best season, setting new highs in goals (15) and points (33) while missing just seven games after missing 87 games due to injury over the past two seasons...Scored two of Detroit's three shorthanded goals, tying for 14th in the NHL in that category...Ranked among team leaders with 15 goals (6th), 18 assists (9th), 33 points (8th), a +7 rating (4th), three power-play goals (110th), 160 shots (5th), 132 hits (3rd), 33 takeaways (4th) and a 53.0 faceoff percentage (2nd)...Skated in his 300th NHL game on 10/19 at Washington...Notched a pair of two-goal games on 12/4 vs. Dallas and 12/31 vs. New Jersey...Scored his 50th career goal on 12/31 vs. New Jersey...Ended the season on a four-game point streak from 4/5-4/11, matching the longest of his career...Tallied three assists in Detroit's first-round playoff series against Tampa Bay.

2013-14: Matched a career high with 12 goals and produced 20 points despite being limited to 42 regular season games...Scored two of Detroit's three shorthanded goals...Tied for fourth on the team with three game-winning goals and ranked sixth with 147 shots on goal...Placed eighth on the club with 73 hits...Tallied the game-winning goal in his season debut on 11/2 at Edmonton...Scored in three-straight games from 11/21-11/24 and notched six goals over a seven-game span from 11/16-11/29...Was a season-best +4 and scored twice, including the game-winning goal, on 11/29 at NY Islanders...Notched first-ever professional hat trick on 3/29 at Toronto...Matched a personal best with a three-game point streak from 3/27-3/30...Recorded one assist in five playoff games.

2012-13: Limited to just one game for Detroit due to a back injury...Logged 12:27 TOI and recorded two penalty minutes in his season debut on 1/25 vs. Minnesota...Did not return for the postseason.

2011-12: Skated in 68 games for Detroit...Missed four games with a lower body injury (12/30-1/7)...Missed the final 10 games of regular season with a knee injury suffered 3/17 at San Jose...Finished the season with 26 points (9-17-26)...Appeared in his 200th career game on 11/23 vs. Calgary...Notched a career-high three points (1-2-3) on 2/23 vs. Vancouver...Dished out a season-high six hits on 1/23 vs. St. Louis...Finished second among Detroit forwards with 97 hits...Won 51.9% of face-offs taken (403W-374L)...Returned from his knee injury for Detroit's first round playoff series vs. Nashville but played just 3:08 in Game One before suffering a season-ending laceration to his right forearm.

2010-11: Appeared in all 82 games for Detroit, a career high, and just one of two players to do so (Lidstrom)...Registered career highs in goals (12), assists (20), points (32), plus-minus (+9) and shots (177)...Averaged 13:18 of ice time



2015-16 DETROIT RED WINGS



43 DARREN HELM continued

(3-3-6)...Scored the game-winning goal in Round Two Game Four vs. San Jose...Averaged 13:28 of ice time in the postseason...Finished the playoffs with a +1 rating...Tied for the team lead with 28 postseason hits.

2009-10: Appeared in a career-high 75 games for Detroit...Registered career highs with 11 goals, 13 assists, 24 points and 18 PIM...Led Detroit with three shorthanded goals...Notched two shorthanded goals on 12/31 vs. Colorado, his first career multi-goal game...Led all Detroit forward with 187 hits...Scored his first career regular season goal on 10/29 at Edmonton...Three of his 11 goals were game-winning goals...Won 51.1% of his face-offs taken during the regular season...Averaged 14:29 of ice time during the regular season...Appeared in all 12 postseason games for Detroit...Registered his only point of the postseason when he scored in Round One Game Six vs. Phoenix...Averaged 13:56 of ice time during the postseason.

2008-09: Appeared in a career-high 16 regular season games for Detroit...Recorded his first career NHL regular season point (assist) on 2/15 vs. Colorado...Averaged 12:25 of ice time in regular season...Appeared in all 23 postseason games for Detroit...Recorded five points (4-1-5) during 2009 postseason...Scored series-clinching OT goal vs. Chicago in Game Five of the Western Conference Finals...Averaged 12:05 of ice time

per game during the regular season...Finished third among Detroit forwards with 128 hits...Won 52.6% of his 938 face-offs taken...Played in his 100th career game 10/9 at Chicago...Named the Red Wings' Carhartt Hardest Working Player of the Month for March...Appeared in all 11 postseason games...Registered six playoff points

CAREER HIGHLIGHTS

FIRSTS

FIRST GP: 03/13/2008 DET 5 VS DAL 3
 FIRST ASST: 02/15/2009 DET 5 VS COL 6
 FIRST GOAL: 10/29/2009 DET 5 AT EDM 6
 FIRST GOAL VERSUS: KHABIBULIN, NIKOLAI...AT 6:15 OF PERIOD 2

SOG: 8 (1X)..... 11/20/2009 DET 1 VS FLA 2
 PIM: 4 (1X)..... 01/26/2010 DET 4 VS PHO 5
 HAT TRICKS: 1..... 03/29/2014 DET 4 AT TOR 2 (3G)
 MULTI-PT GAMES: 15... 03/29/2014 DET 4 AT TOR 2 (3G-0A)
 SHOOTOUTS: 1 - 2 (.500)
 PENALTY SHOTS: 0 - 1 (.000)

MOSTS:

GOALS: 3 (1X)..... 03/29/2014 DET 4 AT TOR 2
 ASSISTS: 2 (4X)..... 02/23/2012 DET 3 VS VAN 4
 POINTS: 3 (2X)..... 03/29/2014 DET 4 AT TOR 2 (3G-0A)

LONGEST PERSONAL STREAKS:

GOALS: 3 (1X)..... 11/21/2013 11/24/2013 (3G)
 ASSISTS: 4 (1X)..... 01/25/2012 02/04/2012 (4A)
 PTS: 4 (1X)..... 01/25/2012 02/04/2012 (0G-4A)

CAREER STATS

REGULAR SEASON

PLAYOFFS (BOLD)

SEASON	CLUB	LEAGUE	GP	G	A	P	PM	GP	G	A	P	PM
2007-08	DETROIT	NHL	7	0	0	0	2	18	2	2	4	2
2008-09	DETROIT	NHL	16	0	1	1	4	23	4	1	5	4
2009-10	DETROIT	NHL	75	11	13	24	18	12	1	0	1	4
2010-11	DETROIT	NHL	82	12	20	32	16	11	3	3	6	8
2011-12	DETROIT	NHL	68	9	17	26	12	1	0	0	0	0
2012-13	DETROIT	NHL	1	0	0	0	2	0	0	0	0	0
2013-14	DETROIT	NHL	42	12	8	20	14	5	0	1	1	0
2014-15	DETROIT	NHL	75	15	18	33	12	7	0	3	3	4
DETROIT TOTALS			366	59	77	136	80	77	10	10	20	22
NHL TOTALS			366	59	77	136	80	77	10	10	20	22



2015-16 DETROIT RED WINGS

43 DARREN HELM continued



during postseason...Led Detroit and the NHL with 118 postseason hits...Appeared in 55 games for Grand Rapids (AHL)...Registered 37 points (13-24-37) for the Griffins... Notched four power-play goals and three shorthanded goals in Grand Rapids.

2007-08: Appeared in seven regular season games with Detroit.... Made his NHL debut vs. Dallas 3/13, playing 7:00 and finishing 'even'...Did not register a point in seven regular season games...Suffered SC sprain early in Red Wings' training camp and missed entire preseason... Appeared in 18 postseason games for Detroit...Made his NHL postseason debut in Round One Game Five vs. Nashville after being a healthy scratch for the first four games...Notched his first career postseason point (assist) in Round 1 Game 6 vs. Nashville...Finished the postseason with 2 goals, 2 assists and a +2 rating...Averaged 7:30 time on ice per postseason game...Won his first Stanley Cup championship...Appeared in 67 AHL games with Grand Rapids, registering 16-15-31...Finished third on the Griffins with 181 shots on goal.

2006-07: Appeared in 59 games for the Medicine Hat Tigers of the Western Hockey League...Finished with 64 points on 25 goals and a career-high 39 assists....Led the Tigers in postseason scoring with 10 goals and 22 points (finished second in WHL)...Selected to Memorial Cup All-Star Team...Won a gold medal with Team Canada at the 2007 World Junior Championship in Sweden.

PERSONAL

Darren returns home to St. Andrews, MB, during the offseason...Darren and his girlfriend have two children, Reece and Rylee...He is active in the Salvation Army's annual fundraising efforts and has served as a bell ringer over the past four holiday seasons...Has volunteered for each of the last two MI Wings Community Tours, visiting the Detroit Fire Department, Engine 27 in September 2014 and participating in therapy exercises alongside patients at the MidMichigan Health Center in Midland, Mich., and stopping at the Camp Grayling Joint Maneuver Training Center in Grayling, Mich., in September 2015.



2015-16 DETROIT RED WINGS



35 JIMMY HOWARD

6-1 • 218 lbs. • Goaltender • Catches Left

Born: Syracuse, NY – March 26, 1984

Last Amateur Club: University of Maine
(Hockey East – NCAA)

BECAME A RED WING: Second round (64th overall) in 2003 NHL Entry Draft.

CAREER

Entering his 11th professional season and his seventh full season with Detroit... First Red Wings goaltender in franchise history to win 35-or-more game in his first three full seasons with the team... Played in his first NHL All-Star Game in 2012, starting for Team Chara at Scotiabank Place in Ottawa on January 29, and was selected to the game in 2014 but did not play... Finalist for the 2010 Calder Trophy as the NHL's Rookie of the Year... Selected to the NHL All-Rookie Team in 2009-10... Named the 2009-10 Detroit Red Wings Rookie of the Year by the Detroit Sports Broadcasters Association... Member of the American Hockey League All-Rookie Team in 2005-06 while playing for the Grand Rapids Griffins... Holds the University of Maine school records for best single-season and career goals-against average and save percentage... Won a Gold Medal with Team USA at the 2002 IIHF World U-18 Championship in Slovakia... Represented the United States at the 2012 IIHF World Championship and at the 2014 Olympics... Signed a six-year contract extension on April 16, 2013.

CAREER STATS VS. NHL



TEAM	GP	MIN	GA	SOG	SHO	W	L	OT	PTS%	GAA	SV%
ANA	15	903	32	440	3	9	4	2	.667	2.13	.927
ARI	14	863	36	452	1	8	3	3	.679	2.50	.920
BOS	9	507	19	273	0	5	2	1	.688	2.25	.930
BUF	8	452	11	187	1	6	0	1	.929	1.46	.941
CGY	14	838	39	369	0	8	6	0	.571	2.79	.894
CAR	5	301	10	146	0	3	2	0	.600	1.99	.932
CHI	20	1153	52	563	0	6	8	5	.447	2.71	.908
COL	12	686	29	312	0	7	2	2	.727	2.54	.907
CBJ	21	1202	38	540	3	11	5	3	.658	1.90	.930
DAL	16	954	39	459	1	8	5	2	.600	2.45	.915
EDM	15	920	29	409	2	12	1	2	.867	1.89	.929
FLA	5	312	10	136	0	2	1	2	.600	1.92	.926
L.A.	16	959	38	513	0	10	6	0	.625	2.38	.926
MIN	17	1042	38	410	1	11	3	3	.735	2.19	.907
MTL	9	505	25	226	0	3	4	2	.444	2.97	.889
NSH	19	1052	41	493	3	9	7	1	.559	2.34	.917
NJ	5	298	10	104	0	3	2	0	.600	2.01	.904
NYI	6	270	11	125	1	1	3	1	.300	2.44	.912
NYR	7	424	13	264	0	4	2	1	.643	1.84	.951
OTT	8	438	23	223	0	5	3	0	.625	3.15	.897
PHI	5	279	19	154	0	2	3	0	.400	4.09	.877
PIT	7	366	14	188	0	4	0	1	.900	2.30	.926
STL	21	1224	52	614	1	12	7	2	.619	2.55	.915
SJ	15	833	40	419	1	4	6	4	.429	2.88	.905
TB	7	427	15	215	1	3	2	2	.571	2.11	.930
TOR	8	474	17	191	0	3	2	2	.571	2.15	.911
VAN	20	1166	49	562	1	12	6	2	.650	2.52	.913
WSH	7	373	21	169	0	3	1	2	.667	3.38	.876
WPG	7	370	20	207	0	1	3	2	.333	3.24	.903
TOTAL	338	19592	790	9363	20	175	99	48	0.618	2.42	0.916



2015-16 DETROIT RED WINGS



35 JIMMY HOWARD continued

goals-against average...Did not suffer a regulation loss over a seven-game stretch from 10/15-11/2...Became the sixth Red Wings goalie to play in 300 games on 11/18 at Columbus, recording a 28-save shutout...Made a season-high 40 saves on 12/29 at Boston...Stopped 39-of-40 shots in a 2-1 on 3/4 vs. NY Rangers...Missed a month due to injury after suffering a groin injury on 1/10 at Washington.

2013-14: Appeared in 51 games for Detroit, posting a 21-19-11 record, a 2.66 goals against average, a .910 save percentage and two shutouts...Posted a 27-save shutout on 10/21 vs. San Jose and a 29-save shutout on 11/29 at NY Islanders...Saw 45+ shots in three-of-four starts from 1/4-1/16...Made a season-high 47 saves on 1/16 at NY Rangers...Shared a shutout with Jonas Gustavsson on 2/3 vs. Vancouver (16 saves)...Recorded his 150th NHL win on 4/2 vs. Boston... Finished the season with a 4-1 record, a 2.00 goals against average and a .924 save percentage in his last five regular-season games...Started three post-season games for Detroit, sporting a 2.02 goals against average and a .931 save percentage...Recorded his third career playoff shutout with 25 saves on 4/18 at Boston... Represented the United States at the 2014 Olympic Games in Sochi, Russia, but did not see game action.

2012-13: Started 42 of Detroit's 48 games...Posted a 21-13-7 record with a 2.13 goals against average and a .923 save percentage...Ranked among the NHL's top goaltenders with 42 games played (5th), 21 wins (7-7th),

BY SEASON

2014-15: Started 50 games for Detroit and appeared in 53 total games, sporting a 23-13-11 record, a 2.44 goals-against average, a 0.910 save percentage and two shutouts...Was Detroit's lone selection to the NHL All-Star Game, but did not play due to a groin injury...Ranked 22nd in the league with 23 wins and 24th with a 2.44

CAREER HIGHLIGHTS

FIRSTS

FIRST GP:.....11/28/2005 DET 5 AT LA 2
 FIRST WIN:.....11/28/2005 DET 5 AT LA 2
 FIRST SHUTOUT:.....12/17/2009 DET 3 VS TB 0

MOSTS.....MOST RECENTLY

SHOTS FACED: 52 (1X).....01/07/2010 DET 2 AT LA 1
 SAVES: 51 (1X).....01/07/2010 DET 2 AT LA 1
 GA: 7 (1X).....03/14/2015 DET 2 AT PHI 7

CAREER SHUTOUTS: 20.....12/16/2014 DET 0 VS CBJ 1

LONGEST PERSONAL STREAKS

LONGEST WIN STREAK: 7 (2X).....11/19/2011 12/02/2011
 STREAK W/OUT REG LOSS: 22 (1X).....03/11/2010 11/05/2010 (19 - 0 - 3)
 LONGEST LOSING STREAK: 7 (1X).....12/01/2005 10/24/2009
 LONGEST WINLESS STREAK: 7 (2X).....11/04/2013 11/23/2013 (0 - 3 - 4)
 LONGEST SHUTOUT SEQUENCE:16:06.....04/25/2013 10/02/2013

CAREER STATS

REGULAR SEASON

PLAYOFFS (BOLD)

SEASON	CLUB	LEAGUE	GP	W	L	OT	SHO	GA	GAA	GP	W	L	SHO	GA	GAA
2005-06	DETROIT	NHL	4	1	2	0	0	10	2.99	0	0	0	0	0	-
2007-08	DETROIT	NHL	4	0	2	0	0	7	2.13	0	0	0	0	0	-
2008-09	DETROIT	NHL	1	0	1	0	0	4	4.07	0	0	0	0	0	-
2009-10	DETROIT	NHL	63	37	15	10	3	141	2.26	12	5	7	1	33	2.75
2010-11	DETROIT	NHL	63	37	17	5	2	168	2.79	11	7	4	0	28	2.50
2011-12	DETROIT	NHL	57	35	17	4	6	119	2.13	5	1	4	0	13	2.64
2012-13	DETROIT	NHL	42	21	13	7	5	87	2.13	14	7	7	1	35	2.44
2013-14	DETROIT	NHL	51	21	19	11	2	133	2.66	3	1	2	1	6	2.02
2014-15	DETROIT	NHL	53	23	13	11	2	121	2.44	1	0	0	0	1	2.44
DETROIT TOTALS			338	175	99	48	20	790	2.42	46	21	24	3	116	2.53
NHL TOTALS			338	175	99	48	20	790	2.42	46	21	24	3	116	2.53



2015-16 DETROIT RED WINGS

35 JIMMY HOWARD continued



1,042 saves (T-5th), a 2.13 goals against average (9th), a .923 save percentage (T-9th) and five shutouts (T-1st)... Tied a career best with a 2.13 goals against average... Stopped a league-high three penalty shots...Made his 200th appearance with Detroit on 2/2 at Columbus... Posted his second-highest career shutout total (5) despite a shortened season...Helped Detroit clinch a playoff berth by winning his final four regular-season starts, 4/22-4/27 (two shutouts)...Started all 14 playoff games for Detroit... Finished the postseason with a 7-7-2, a 2.44 goals against average and a .924 save percentage...Earned his second career postseason shutout with 28 saves in Game 4 of the Western Conference Semifinals vs. Chicago.

2011-12: Started 57 games for Detroit...Missed 15 games due to a broken finger and groin injuries...Finished the season with a 35-17-4 record...Became the first Red Wings goaltender in franchise history to win 35-or-more games in his first three full seasons with the team...Posted a career-best 2.13 goals-against average and a .920 save percentage...Appeared in his first NHL All-Star Game, starting for Team Chara on January 29 at Scotiabank Place in Ottawa...Notched the 100th victory of his career on 1/12 vs. Phoenix...Started all five postseason games for the Red Wings...Finished with a 1-4 record, 2.64 goals-against average and .888 save percentage.

2010-11: Started 63 games for Detroit...Missed five games due to injury: 10/28 and 10/30 – back, 1/15 – knee, 3/28 and 3/30 – shoulder...Finished with a 37-17-5 record (37 wins tied for third NHL and tied a career-high)...Posted a 2.79 goals-against average and a .908 save percentage... Made a season-high 45 saves in a 3-2 win over the NY Rangers on 2/7 ...Faced 1,830 shots on goal (allowed 168 goals)...Recorded two shutouts on 10/8 vs. Anaheim and 12/3 at Anaheim... Re-signed to a new two-year deal on 2/28...Stared all 11 postseason games for Detroit...Finished with a 7-4 record, a 2.50 goals-against average (ninth NHL) and a .923 save percentage (eighth NHL).

2009-10: Appeared in 63 games for Detroit and started 61...Finished with a 37-15-10 record (37 wins tied for eighth NHL)...Finished fifth in the NHL with a 2.26 goals-against average...His .924 save percentage ranked fourth in the NHL...Nominated for the Calder Trophy as the NHL's Rookie of the Year...Recorded his first career shutout on 12/17 vs. Tampa Bay...Finished the season with three shutouts...Made a career high 51 saves 1/7 at Los Angeles (2-1 win)...Became just the fourth goaltender in Red Wings history to win 30-or-more games in his rookie season (Sawchuk, Crozier, Hall)...Started 25 consecutive games from 1/29 through 4/4, the longest streak by a Detroit goaltender since Tim Cheveldae (29) in 1991-92 and

IT'S MORE
THAN HOCKEY

2015-16 DETROIT RED WINGS

35 JIMMY HOWARD continued

longest by a rookie Detroit goaltender since Connie Dion (26) in 1943-44...Named the NHL's Second Star of the Week from 3/22-3/28 posting a 4-0-0 record, 1.22 GAA, .958 SV% and one shutout...Named by Detroit's coaching staff as the 'Carhartt Hardest Working Player of the Month' for the month of March posting a 12-2-1 record, 2.24 GAA, .923 SV% and one shutout...Named the NHL's Second Star of the month for March...Named the NHL's Rookie of the Month for the month of March...Started all 12 postseason games for Detroit...Finished with a 5-7 record in the postseason, a 2.75 GAA, .915 SV% and one shutout.

2008-09: Appeared in one game for the Red Wings, stopping 24 shots in a loss at Minnesota 2/21...Recalled on 5/8 and was a Black Ace during the 2009 playoffs... Played in 45 games with the Grand Rapids Griffins, posting a 21-18-4 record with a 2.54 GAA, a .916 SV%, and four shutouts...Appeared in 10 games during the 2009 Calder Cup playoffs, sporting a 4-6-0 record with a 2.41 GAA and .900 SV%...Grand Rapids Griffins' recipient of the AHL's Man of the Year award.

2007-08: Played in four games with the Red Wings in February...Posted a 0-2-0 record with a 2.13 GAA and .926 SV%...Recalled on 4/12 and was a Black Ace during the 2008 NHL playoffs...Played 54 games in Grand Rapids, earning a 21-28-2 record with a 2.83 GAA, .907 SV%, and two shutouts...Named AHL Goaltender of the Month (Dec.)...AHL PlanetUSA All-Star Team...Grand Rapids Griffins' recipient of the AHL's Man of the Year award.

2006-07: Appeared in 49 games with the Griffins...Posted a 21-21-3 record with a 2.70 GAA and .911 SV%, matching a franchise record six shutouts...Played in seven playoff games, earning a 3-4 record...Finished fifth among AHL goaltenders in save percentage (.927) and fourth in goals-against average (1.93) in the 2007 Calder Cup playoffs.

2005-06: Played in four games with the Red Wings... Made his NHL debut 11/28 vs. Los Angeles, stopping a penalty shot among a total of 22 shots to earn his first career victory...Became the only NHL netminder to face a penalty shot in each of his first two career NHL games...

Posted a 1-2 record with a 2.99 GAA and .904 SV%...Made his AHL debut...Played in 38 games for the Griffins, sporting a 27-6-2 record...Registered a personal 12-game winning streak (2/25-3/31)...Recorded a 2.58 GAA, .910 SV%, and two shutouts...Appeared in 13 games during the AHL playoffs...Posted a 5-7 record with a 3.46 GAA and .885 SV%...Named to AHL All-Rookie Team, becoming the first Griffin player to do so...AHL PlanetUSA All-Star Team...AHL Goaltender of the Month (March).

2004-05: Appeared in 39 games for the University of Maine...Posted a 19-13-7 record with a 1.92 GAA, six shutouts, and .924 save percentage...Named University of Maine MVP...Hockey East all-conference honorable mention.

2003-04: Played in 23 games with the Maine Black Bears...Posted a 14-4-3 record, setting a school record with six shutouts...Set NCAA record for save percentage (.956) and goals-against average (1.19)...Made 63 saves in 2-1 triple-overtime win over Massachusetts in Hockey East championship...Named Hockey East First-Team All-Star...NCAA East Second-Team All-American...Hockey East Championship Tournament MVP.

PERSONAL

Jimmy and his wife, Rachel, have two children...The family lives in Maine during the offseason...Jimmy is the team spokesman for the Arthritis Foundation and is an event co-chair for their annual Jingle Bell Walk/Run for the fourth-straight year and will donate \$50 for every save he makes during the Detroit's Dec. 6 game to the Arthritis Foundation for its Camp Dakota program... He was also the team's nominee for the 2012, 2014 and 2015 NHL Foundation Player Award...Founded "Howard's Heroes" while a member of the Grand Rapids Griffins, and still hosts a patient from Helen DeVos Children's Hospital and their family at each Griffins' home game...Visited C.S. Mott Children's Hospital in Ann Arbor, Mich., as part of the Red Wings' 2014 MI Wings Community Tour in September... Idolized Mike Richter growing up.



2015-16 DETROIT RED WINGS



26 TOMAS JURCO

6-1 • 203 lbs. • Right Wing • Shoots Left
Born: Kosice, Slovakia – December 28, 1992
Last Amateur Team: Saint John Sea Dogs (QMJHL)

BECAME A RED WING: Second round (35th overall) of the 2011 NHL Entry Draft

CAREER STATS VS. NHL

TEAM	GP	G	A	PTS	PIM
ANA	3	1	0	1	0
ARI	2	0	1	1	0
BOS	4	1	1	2	2
BUF	4	1	1	2	0
CGY	2	0	0	0	2
CAR	3	0	1	1	0
CHI	2	0	1	1	0
COL	3	1	0	1	2
CBJ	4	1	1	2	0
DAL	2	0	2	2	0
DET	0	0	0	0	0
EDM	2	0	0	0	0
FLA	6	0	1	1	2
L.A.	3	0	0	0	0
MIN	0	0	0	0	0
MTL	7	0	1	1	2
NSH	2	0	1	1	0
NJ	4	0	1	1	4
NYI	4	0	2	2	0
NYR	4	0	0	0	0
OTT	5	1	2	3	0
PHI	3	1	1	2	0
PIT	4	1	0	1	0
STL	3	0	0	0	2
SJ	2	1	0	1	2
TB	6	1	0	1	2
TOR	7	1	2	3	0
VAN	3	0	1	1	2
WSH	3	0	1	1	2
WPG	2	0	1	1	4
TOTAL	99	11	22	33	28

CAREER

Entering his fourth professional season...Made his NHL debut on December 15, 2013 vs. Tampa Bay...Scored his first NHL goal during his second game on December 17, 2013 vs. Anaheim...2013 Calder Cup champion with the Grand Rapids Griffins...2011 and 2012 QMJHL President's Cup and 2011 CHL Memorial Cup champion with the Saint John Sea Dogs...Represented Slovakia at 2011 and 2012 World Junior Championships and 2015 World Championship and was the youngest player on the 2014 Slovakian Olympic Team.

BY SEASON

2014-15: Bested his rookie season totals in assists (15) and points (18) while skating in 63 games for the Red Wings...Tied for fifth on the team with a plus-five rating and ranked seventh with 97 hits...Scored his first goal of the year during his third career multi-point game (1-1-2) on 11/18 at Columbus...Set a new career mark with a four-game point streak from 11/24-11/30...Recorded his first two career postseason points with a goal and an assist during Detroit's first-round playoff series against Tampa Bay...Made his second career appearance for Slovakia's men's national team at the 2015 World Championship in the Czech Republic, recording one assist in five games.

2013-14: Split his second professional season between Detroit and Grand Rapids...Totaled 15 points (8-7-15) in 36 games for Detroit...Ranked eighth on the team with two power-play goals and 10th with 67 hits, despite playing only 36 games...Made his NHL debut on 12/15 vs. Tampa Bay and scored his first NHL goal the following game, 12/17 vs. Anaheim (Jonas Hiller)...Added his first multi-point game (1-1-2) on 12/21 at Toronto and added a second on 2/27 at Ottawa (1-1-2)...Scored in back-to-back games for the first time from 4/2-4/4...Also tallied 32 points (13-19-32) in 32 games with the Griffins and was leading the team in scoring at the time of his recall...Recorded his first professional hat trick on 11/16 vs. Rochester...Skated in three postseason games for Detroit (0-0-0) and in eight for Grand Rapids (5-2-7), adding his second pro hat trick on 5/13 vs. Texas...Also represented Slovakia at the 2014 Winter Olympics in Sochi, Russia.

2012-13: Captured the AHL's Calder Cup with the Griffins, marking his third-straight season with a championship...Tallied 28 points (14-14-28) in 74 regular-season games and 14 points (8-6-14) in 24 AHL playoff games...Tied for the AHL's postseason rookie scoring lead...Made his professional debut on 10/12 vs. Milwaukee...Scored his first professional goal on 10/19 at Rochester (David Leggio).

2011-12: Racked up 68 points (30-38-68) in 48 games to help QMJHL Saint John to its third-straight QMJHL Finals appearance and second-straight President's Cup...Tied for second on the team in goals and was fourth in points...Placed fourth on the club with 29 points (13-16-29) in 16 playoff games...Represented Slovakia at



2015-16 DETROIT RED WINGS



26 TOMAS JURCO continued

Scored four goals during the CHL Memorial Cup, leading the tournament in that category...Scored one goal in six games with Slovakia at the World Junior Championship in Buffalo, N.Y.

2009-10: Finished fifth on QMJHL Saint John with 51 points (26-25-51) in 64 games...Led the league with nine shootout goals...Placed fifth in scoring among league rookies...Recorded 17 points (7-10-17) in 21 playoff games and helped Saint John to the QMJHL Finals.

PERSONAL

Tomas returns to Slovakia in the offseason...His sister, Petra, played hockey for Slovakia during the 2010 Winter Olympics in Vancouver...He reached his league's finals in four straight seasons from 2010-2013, doing so three times with QMJHL Saint John and in 2013 with Grand Rapids... He volunteered for the 2014 MI Wings Community Tour last September, visiting the Michigan National Guard Joint Forces Headquarters in Lansing, Mich., signing autographs and meeting National Guard members from the Lansing area, and packed meals for Kids' Food Basket in Grand Rapids, Mich., to help attack childhood hunger through the Sack Supper program.

the World Junior Championship in Calgary and Edmonton, Alberta, leading the team with eight points (1-7-8) in five games.

2010-11: Helped the Saint John Sea Dogs win the QMJHL President's Cup and CHL Memorial Cup with 56 points (31-25-56) in 60 regular-season games and 18 points (6-12-18) in 19 postseason games...Tied for the league lead with five shootout goals and ranked sixth with a +46 rating...

CAREER HIGHLIGHTS

FIRSTS

FIRST GP:.....12/15/2013 DET 0 VS TB 3
 FIRST GOAL:.....12/17/2013 DET 2 VS ANA 5
 FIRST ASST:.....12/21/2013 DET 5 AT TOR 4

SOG: 5 (2X).....04/04/2014 DET 3 VS BUF 2
 PIM: 2 (14X).....02/26/2015 DET 3 AT SJ 2
 HAT TRICKS: 0
 MULTI-PT GAMES: 3.....11/18/2014 DET 5 AT CBJ 0 (1G-1A)

MOSTS:

GOALS: 1 (11X).....03/26/2015 DET 4 VS SJ 6
 ASSISTS: 1 (22X).....03/29/2015 DET 4 AT NYI 5
 POINTS: 2 (3X).....11/18/2014 DET 5 AT CBJ 0 (1G-1A)

LONGEST PERSONAL STREAKS:

GOALS: 2 (1X).....04/02/2014 04/04/2014 (2G)
 ASSISTS: 2 (2X).....11/28/2014 11/30/2014 (2A)
 PTS: 4 (1X).....11/24/2014 11/30/2014 (1G-3A)

CAREER STATS

REGULAR SEASON

PLAYOFFS (BOLD)

SEASON	CLUB	LEAGUE	GP	G	A	P	PM	GP	G	A	P	PM
2013-14	DETROIT	NHL	36	8	7	15	14	3	0	0	0	0
2014-15	DETROIT	NHL	63	3	15	18	14	7	1	1	2	2
DETROIT TOTALS			99	11	22	33	28	10	1	1	2	2
NHL TOTALS			99	11	22	33	28	10	1	1	2	2



2015-16 DETROIT RED WINGS



CAREER STATS VS. NHL

TEAM	GP	G	A	PTS	PIM
ANA	11	0	4	4	2
ARI	13	1	4	5	10
BOS	9	0	1	1	8
BUF	9	1	3	4	4
CGY	7	0	1	1	6
CAR	6	0	0	0	2
CHI	12	0	2	2	6
COL	11	0	2	2	2
CBJ	13	1	1	2	0
DAL	9	2	1	3	13
DET	0	0	0	0	0
EDM	10	2	2	4	8
FLA	6	0	2	2	6
L.A.	11	0	1	1	6
MIN	10	0	3	3	6
MTL	4	0	0	0	4
NSH	16	1	2	3	14
NJ	6	1	0	1	2
NYI	3	0	1	1	0
NYR	5	1	1	2	2
OTT	8	0	3	3	2
PHI	5	0	2	2	2
PIT	7	1	0	1	6
STL	12	2	2	4	6
SJ	10	1	0	1	2
TB	7	0	2	2	4
TOR	8	0	3	3	4
VAN	11	0	3	3	2
WSH	6	0	2	2	2
WPG	3	0	0	0	4
TOTAL	248	14	48	62	135

4 JAKUB KINDL

6-3, 199 lbs., Defense, Shoots Left
Born: Sumperk, Czech Republic – February 10, 1987
Last Amateur Club: Kitchener Rangers (OHL)

BECAME A RED WING: First Round (19th overall) in the 2005 NHL Entry Draft.

CAREER

Entering his ninth professional season and sixth full season with Detroit... Re-signed to a four-year contract extension on June 29, 2013...Made his NHL debut on December 3, 2009 vs. Edmonton...Scored his first career goal on January 20, 2011 at St. Louis...Represented his native Czech Republic at the IIHF World Junior Championships in 2006 and 2007 (team captain) and made his men's national team debut at the 2014 IIHF World Championship.

BY SEASON

2014-15: Appeared in 35 games for Detroit and tallied 13 points, setting a career high in goals (5-8-13)...Registered multiple points in five of the eight games he reached the scoresheet...Scored in back-to-back games for the first time in his career from 11/5-11/7...Notched his first two-goal game on 2/21 at Dallas when he scored twice in the span of 45 seconds...Logged 16:37 and recorded three shots on goal during Game 7 on 4/29 at Tampa Bay.

2013-14: Skated in a career-high 66 games for the Red Wings...Missed six games due to injury...Tied for third among Detroit blueliners with 19 points (2-17-19), besting his previous NHL best of 13...Ranked ninth on the club with 17:13 TOI and tied for seventh with seven power play points...Played a career-high 26:04 on 10/21 vs. San Jose...Registered his first career multi-point game (1-1-2) on 11/2 at Edmonton...Also registered multiple points on 11/15 vs. Washington (0-2-2), 3/22 at Minnesota (0-2-2), and 3/29 at Toronto (0-2-2)...Was a season-best +3 on 3/27 vs. Montreal and 4/13 at St. Louis...Tallied eight points (1-7-8) and a +9 rating over the final 13 regular-season games...Also debuted for the Czech men's national team at the IIHF World Championship in Minsk, Belarus, tallying three points (1-2-3) and a team-best +4 rating in 10 games.

2012-13: Appeared in 41 games for Detroit...Enjoyed a breakout season and matched his career high with 13 points (4-9-13) despite the shortened season...Posted a +15 rating, ranking second on the team...Tied for second among Red Wings defensemen in scoring...Averaged 18:33 TOI...Credited with 46 hits, second among Detroit blue-liners...Posted a pair of career-best three-game assist streaks, 2/13-2/19 and 3/22-3/25, which also matched his longest point streak...Tallied his first two game-winning goals on 2/7 at St. Louis and 3/7 vs. Edmonton...Set a career-high with a +4 rating on 3/16 at Vancouver...Appeared in all 14 of Detroit's playoff games...Contributed five points (1-4-5), ranking second among Red Wings defensemen...Tied for the team lead with a +4 rating...Averaged 17:43 TOI in the playoffs...Recorded an assist in his NHL postseason debut in Game 1 of the Western Conference Quarterfinals at Anaheim...Scored his first playoff goal with the game-winning tally in Game 4 of the Western Conference Semifinals vs. Chicago...Also appeared in 27 games with HC Pardubice in the Czech Republic's top league, registering 11 points (1-10-11).



2015-16 DETROIT RED WINGS



4 JAKUB KINDL continued

2011-12: Skated in a career-high 55 games for Detroit... Finished the season with a career-high 13 points (1-12-13)...Collected a career-high 12 assists...Finished the season with a then career-high +7 rating...Appeared in his 100th career NHL game on 3/2 vs. Minnesota...Registered 61 hits and 32 blocked shots on the season... Sent a career-high 69 shots on goal...Averaged 14:03 TOI during the regular season...Credited with a season-high five hits on 1/25 at Montreal...Recorded his first career fighting major 11/12 vs. Dallas (Jamie Benn)...Did not dress for any of Detroit's five postseason games vs. Nashville.

2010-11: Appeared in a then career-high 48 games for Detroit...Winner of the 2010-11 Detroit Sports Broadcasters Association Rookie of the Year Award...Scored his first career goal on 1/20 at St. Louis...Notched his first career assist on Feb. 17 at Tampa Bay...Registered four points (2-2-4), 36 PIM and was -6 on the season...Sent to Grand Rapids on a conditioning loan on 12/8...Appeared in eight games for Grand Rapids, collecting five points (1-4-5)...Did not appear in any postseason games for Detroit.

2009-10: Made his NHL debut on 12/3 vs. Edmonton... Appeared in three games for Detroit...Did not register a point, had one shot on goal and was -2 in three games

CAREER HIGHLIGHTS

FIRSTS

FIRST GP:.....12/03/2009 DET 1 VS EDM 4
 FIRST GOAL:.....01/20/2011 DET 4 AT STL 3
 FIRST ASST:.....02/17/2011 DET 6 AT TB 2

SOG: 6 (2X).....11/21/2013 DET 4 VS CAR 3
 PIM: 6 (1X).....02/19/2013 DET 3 AT NSH 4
 HAT TRICKS: 0
 MULTI-PT GAMES: 9....03/24/2015 DET 4 VS ARI 5 (1G-1A)

MOSTS:

GOALS: 2 (1X).....02/21/2015 DET 7 AT DAL 6
 ASSISTS: 2 (5X).....12/23/2014 DET 6 VS BUF 3
 POINTS: 2 (9X).....03/24/2015 DET 4 VS ARI 5 (1G-1A)

LONGEST PERSONAL STREAKS:

GOALS: 2 (1X).....11/05/2014 11/07/2014 (2G)
 ASSISTS: 3 (2X).....03/22/2013 03/25/2013 (3A)
 PTS: 3 (3X).....03/22/2013 03/25/2013 (0G-3A)

CAREER STATS

REGULAR SEASON

PLAYOFFS (BOLD)

SEASON	CLUB	LEAGUE	GP	G	A	P	PM	GP	G	A	P	PM
2009-10	DETROIT	NHL	3	0	0	0	0	0	0	0	0	0
2010-11	DETROIT	NHL	48	2	2	4	36	0	0	0	0	0
2011-12	DETROIT	NHL	55	1	12	13	25	0	0	0	0	0
2012-13	DETROIT	NHL	41	4	9	13	28	14	1	4	5	10
2013-14	DETROIT	NHL	66	2	17	19	24	4	0	0	0	0
2014-15	DETROIT	NHL	35	5	8	13	22	1	0	0	0	0
DETROIT TOTALS			248	14	48	62	135	19	1	4	5	12
NHL TOTALS			248	14	48	62	135	19	1	4	5	12



2015-16 DETROIT RED WINGS

4 JAKUB KINDL continued



with the Red Wings...Served as a 'black ace' for the third consecutive postseason...Appeared in 73 games for Grand Rapids (AHL)...Registered 33 points (3-30-33) and 59 PIM... His 33 points ranked second among Griffins defensemen (Janik-37)...Led all Griffins blue-liners with 142 shots on goal.

2008-09: Appeared in a career-high 78 games for Grand Rapids...Registered 33 points (6-27-33)...Led Griffins defensemen in games played and ranked second in goals, assists and points...Played for the PlanetUSA All-Star Team at the 2009 All-Star Classic...Tied for third on the Griffins with 15 power-play assists...Registered 76 PIM, tops among Grand Rapids defensemen...Registered a career-high three points on 12/21 at Rochester...Served as a 'black ace' during Detroit's run to the Stanley Cup Final.

2007-08: His first full season as a professional... Appeared in 75 games for Grand Rapids, tied for tops among Griffins defensemen...Notched 17 points (3-14-17), tied for fourth among Griffins blue-liners...Registered a career-high 82 PIM...Served as a 'black ace' during Detroit's run to the 2008 Stanley Cup championship.

2006-07: Appeared in seven playoff games for Grand Rapids...Named a Second-Team All-Star for Kitchener (OHL)...Led Kitchener with 44 assists and registered a career-high 142 PIM...Runner-up for the OHL Outstanding Defenseman award...Captained the Czech Republic at the

World Junior Championship.

2005-06: Made his professional debut with Grand Rapids, appearing in three games...Finished with one assist, two PIM and a -1 rating for Grand Rapids...Finished sixth among OHL defensemen with 58 points (12-46-58)... OHL Defenseman of the Month in November...Played for the Czech Republic at the 2006 World Junior Championship.

PERSONAL

Jakub splits the off-season between his hometown of Sumperk, Czech Republic, and Royal Oak, Michigan...Jakub has hosted an adult cancer patient or survivor at Karmanos Cancer Institute and his/her guest at every Red Wings home game since starting "Kindl's Krew" in 2013-14... Volunteered for each of the last two MI Wings Community Tours, visiting the Michigan National Guard Joint Forces Headquarters in Lansing, Mich., signing autographs and meeting National Guard members from the Lansing area, and packing meals for Kids' Food Basket in Grand Rapids, Mich., to help attack childhood hunger through the Sack Supper program in September 2014 and visiting the United States Coast Guard in Detroit and visiting pediatric patients at Helen DeVos Children's hospital this September...His hockey idol as a youth was Nicklas Lidstrom.



2015-16 DETROIT RED WINGS



CAREER STATS VS. NHL

TEAM	GP	G	A	PTS	PIM
ANA	31	1	12	13	18
ARI	30	1	14	15	26
BOS	17	1	6	7	12
BUF	17	0	7	7	10
CGY	28	1	10	11	12
CAR	9	1	2	3	10
CHI	48	3	8	11	38
COL	29	3	11	14	18
CBJ	49	9	18	27	26
DAL	28	3	11	14	16
DET	0	0	0	0	0
EDM	28	6	12	18	14
FLA	15	0	6	6	0
L.A.	28	3	13	16	20
MIN	30	1	16	17	28
MTL	14	4	3	7	2
NSH	49	3	21	24	26
NJ	11	1	5	6	4
NYI	10	2	5	7	6
NYR	10	0	2	2	8
OTT	13	1	11	12	10
PHI	12	2	3	5	12
PIT	14	3	8	11	8
STL	47	7	19	26	36
SJ	30	3	12	15	16
TB	13	1	6	7	4
TOR	13	2	5	7	6
VAN	28	6	11	17	18
WSH	13	1	4	5	14
TOTAL	674	71	268	339	426

55 NIKLAS KRONWALL

6-0, 194 lbs., Defense, Shoots Left
Born: Stockholm, Sweden – January 12, 1981
Last Amateur Club: Djurgarden (Sweden)

BECAME A RED WING: First-round selection (29th overall) in the 2000 NHL Entry Draft.

CAREER

Entering his 12th NHL season, all with Detroit ...Signed to a seven-year contract extension on October 31, 2011...Named an alternate captain for the Red Wings prior to the 2011-12 season...Won his first Stanley Cup championship in 2008...Won Gold Medals with Sweden at the 2006 Olympic Winter Games and 2006 IIHF World Championships...Member of the elite 'Triple Gold Club' – Olympic gold, World Championship gold, Stanley Cup championship...Named the tournament's best defender at the 2006 IIHF World Championships...Named to the tournament All-Star Team at the 2005 IIHF World Championships...Represented Sweden at the 2012 IIHF World Championship...Won the Eddie Shore Award as the AHL's top defenseman in 2005...Named a First Team AHL All-Star in 2005...Three-time Olympian for Sweden, earning silver as captain in 2014...Has recorded 64 career multi-point games.

BY SEASON

2014-15: Played in 80-of-82 games for Detroit and paced the team's blueliners with 44 points (9-35-44)...Sat among team leaders with nine goals (T9th), 35 assists (3rd), 44 points (T5th), 40 penalty minutes (6th), 23 power-play points (4th), 101 shots (9th), 91 hits (8th) and 106 blocked shots (1st)...Ranked 23rd in the league in TOI, leading Detroit in that category for the third consecutive season...Placed 20th in the NHL in points by a defenseman...Played in his 600th NHL game on 10/12 at Montreal...Notched his 300th NHL point on 10/23 vs. Pittsburgh during a season-high three point effort (2-1-3)...Passed Gary Bergman to become Detroit's fourth-highest scoring blueliner of all time on 11/7 vs. New Jersey...Scored the overtime-winning goal in a 7-6 win on 2/21 at Dallas...Picked up two points (0-2-2) in six postseason games...Missed Detroit's Game 7 at Tampa Bay due to a suspension.

2013-14: Ranked third on Detroit with 79 games played...Led all Red Wings defensemen and tied for second on the club with 49 points (8-41-49), in addition to 44 penalty minutes...Led Detroit in TOI at 24:18...Placed ninth among all NHL defensemen in points...Also ranked among team leaders with 41 assists (1st), five power-play goals (5th), 110 shots (9th), 93 hits (3rd), 154 blocked shots (1st) and 25 takeaways (7th)...Posted a pair of three-point games on 10/12 vs. Philadelphia (1-2-3) and 2/27 at Ottawa (0-3-3)...Matched a career best with a six-game point streak (2-7-9) from 11/21-12/1...Named NHL's 2nd Star of the Week on 12/2 after posting three-straight two-point games (1-5-6)...Played a team season-high 30:20 on 3/14 vs. Edmonton...Tallied two points (1-1-2) and averaged 25:58 TOI in five postseason games...Named captain of Sweden at the 2014 Winter Olympics in Sochi, Russia, after teammate Henrik Zetterberg withdrew due to injury...Logged two assists in six Olympic games, earning a silver medal.

2012-13: One of four Red Wings to appear in all 48 games...Only Red Wing to skate in every game over the last two seasons...Finished the season with 29 points (5-24-29)...Tied for sixth among NHL defensemen in scoring...Placed fourth on the team in scoring and led Red Wings defensemen...Led Detroit with 24:21 TOI and 82



2015-16 DETROIT RED WINGS



55 NIKLAS KRONWALL continued

4 PIM in the playoffs...Led Detroit with 25:20 TOI...Finished first on the team with 30 blocked shots in the playoffs and ranked third with 26 hits.

2011-12: Skated in 82 games for Detroit, a new career-high and one of two Red Wings players to appear in every game in 2011-12 (Zetterberg)...Named an assistant captain of the team prior to the 2011-12 season...Established new career-highs in goals (15), power-play goals (7), game-winning goals (4) and shots on goal (141)...Third on team averaging 22:51 TOI per game...Led all Red Wings defense-men with 36 points (15-21-36) and seven power-play goals...Finished third on team with 133 hits...Led Detroit and ranked 10th in the NHL with 177 blocked shots...Finished with a career-low -2 rating, the first time in his career he finished season with a minus rating...Appeared in all five postseason games for Detroit...Finished playoffs with two points (0-2-2) and a -2 rating...Averaged 22:32 TOI in the postseason...Finished second on the team with 7 blocked shots in the playoffs.

blocked shots...Placed second on the club with 44 PIM... Appeared in his 500th NHL game on 3/22 at Anaheim... Recorded three-point games on back-to-back nights, with six points (1-5-6) from 2/23-2/24...Appeared in all 14 postseason games for Detroit...Recorded two assists and

2010-11: Appeared in 77 games for Detroit...Missed last five games of regular season with a lower body injury...Registered 37 points (11-26-37) and was +5 on the season...Set new career-highs in goals (11), power-

CAREER HIGHLIGHTS

FIRSTS

FIRST GP:.....12/10/2003 DET 7 AT BUF 2
 FIRST ASST:.....12/13/2003 DET 5 AT WAS 1
 FIRST GOAL:.....01/14/2004 DET 4 VS CHI 2

SOG: 7 (3X).....04/05/2014 DET 3 AT MTL 5
 PIM: 6 (2X).....01/29/2013 DET 4 VS DAL 1
 HAT TRICKS: 0
 MULTI-PT GAMES: 64 ...02/28/2015 DET 4 AT NSH 3 (0G-2A)

MOSTS:

GOALS: 2 (2X).....11/06/2010 DET 4 AT VAN 6
 ASSISTS: 4 (1X).....12/19/2007 DET 6 VS LA 2
 POINTS: 4 (1X).....12/19/2007 DET 6 VS LA 2 (0G-4A)

MOST RECENTLY

LONGEST PERSONAL STREAKS:

GOALS: 2 (6X).....03/13/2013 03/15/2013 (2G)
 ASSISTS: 5 (2X).....11/23/2013 12/01/2013 (7A)
 PTS: 6 (2X).....11/21/2013 12/01/2013 (2G-7A)

CAREER STATS

REGULAR SEASON

PLAYOFFS (BOLD)

SEASON	CLUB	LEAGUE	GP	G	A	P	PM	GP	G	A	P	PM
2003-04	DETROIT	NHL	20	1	4	5	16	0	0	0	0	0
2005-06	DETROIT	NHL	27	1	8	9	28	6	0	3	3	2
2006-07	DETROIT	NHL	68	1	21	22	54	0	0	0	0	0
2007-08	DETROIT	NHL	65	7	28	35	44	22	0	15	15	18
2008-09	DETROIT	NHL	80	6	45	51	50	23	2	7	9	33
2009-10	DETROIT	NHL	48	7	15	22	32	12	0	5	5	12
2010-11	DETROIT	NHL	77	11	26	37	36	11	2	4	6	4
2011-12	DETROIT	NHL	82	15	21	36	38	5	0	2	2	4
2012-13	DETROIT	NHL	48	5	24	29	44	14	0	2	2	4
2013-14	DETROIT	NHL	79	8	41	49	44	5	1	1	2	0
2014-15	DETROIT	NHL	80	9	35	44	40	6	0	2	2	4
DETROIT TOTALS			674	71	268	339	426	104	5	41	46	81
NHL TOTALS			674	71	268	339	426	104	5	41	46	81



2015-16 DETROIT RED WINGS



55 NIKLAS KRONWALL continued

2010 Stanley Cup Playoffs...Ranked second among Detroit defensemen with 18 postseason blocked shots and third with 19 postseason hits.

2008-09: Appeared in a career-high 80 games for Detroit...Missed one game due to illness and one game due to injury (ankle)...Set new career highs in assists (45), points (51), power-play goals (4) and shots on goal (121)...Finished 11th in scoring among NHL defensemen with 51 points (6-45-51)...Finished fifth on Detroit with 96 hits...Led team with 109 blocked shots...Appeared in his 200th career NHL game on 11/26 vs. Montreal...Recorded his 100th career NHL point on 2/7 vs. Edmonton...Recorded his 100th career assist on 3/15 vs. Columbus...Averaged 22:53 of ice time in regular season...Appeared in all 23 postseason games for Detroit...Finished postseason with nine points (2-7-9)...Led team with 33 postseason PIM...Averaged 23:23 of ice time in postseason...Recorded a career-high seven shots on goal on 4/2 vs. St. Louis...Led Detroit defensemen with 59 hits in the postseason...Led team with 36 blocked shots in postseason...Scored his first career postseason goal in Round One Game One vs. Columbus on 4/16...Scored his first career Stanley Cup Final goal in Game Five vs. Pittsburgh.

2007-08: Appeared in 65 games...Set new career highs for goals (7), assists (28) and points (35)...Finished fifth among NHL defensemen at +25...Career high six game point streak 11/27 - 12/9 (1g, 5a)...Tied the franchise record for assists by a defenseman in one game with four vs. Los Angeles 12/19...Missed 13 games with a shoulder injury (2/1-2/28)...Had six multi-point games...Averaged 21:06 time on ice per game...Appeared in all 22 postseason games...Led all NHL defenseman in postseason scoring with 15 points (0-15-15)...Set a new Red Wings franchise record for assists by a defenseman in one postseason (15)...Tied for NHL postseason lead with Henrik Zetterberg at +16...Won his first Stanley Cup championship.

2006-07: Played a career high 67 games...Established then career highs in assists (21) and points (22)...Skated in his 100th NHL game on 2/24 at Nashville...Posted a then career high for points in consecutive games, collecting a point in five consecutive games from 1/4-1/11...Missed 14 games (10 due to a strained groin and four with a fractured sacrum)...Did not play in the postseason due to a fractured sacrum suffered on 3/30 vs. Dallas.

2005-06: Missed the first 52 games of the season due to a torn ACL in his left knee...Played 27 games, while averaging 20:31 per game with a +11 rating...Had a minus rating only four times in 27 games...Notched his first career power-play goal 4/7 at Columbus...Registered two assists in his first game back in the lineup 2/1 vs. St. Louis...Won

play goals (5), game-winning goals (3) and shots on goal (131)...Second on the team averaging 22:52 of ice time per game in the regular season (Lidstrom 23:28)...Finished third among Detroit defensemen with 113 hits...Led Detroit with 129 blocked shots...Tied a career high with two goals on 11/6 at Vancouver...Scored the overtime, power-play, game-winning goal on 12/27 at Colorado, securing teammate Chris Osgood's 400th career win...Appeared in all 11 postseason games for the Red Wings...Posted six points (2-4-6), 4 PIM and a +5 rating in the playoffs...Led team averaging 23:04 of ice time during the postseason...Scored one postseason power-play goal in Round One Game Four vs. Phoenix...Fourth on Detroit with 26 postseason hits...Led Detroit with 31 blocked shots in the playoffs.

2009-10: Appeared in 48 games for Detroit...Missed 34 games with a knee injury (30 games from 11/23-1/23 and four games from 2/3-2/11)...Finished the season with 22 points (7-15-22), 32 PIM and a plus-5 rating...Tied a career high with seven goals...Recorded his first career multi-goal game on 11/11 at Columbus...Played in the 300th game of his NHL career on 3/26 vs. Minnesota...Averaged 21:54 of ice time during the regular season...Registered 86 hits and 62 blocked shots in 48 regular season games...Played for Team Sweden at the 2010 Winter Olympics in Vancouver...Appeared in all 12 postseason games for Detroit...Recorded five points in the playoffs (0-5-5)...Finished third among Detroit defensemen with five postseason helpers...Averaged 23:15 of ice time during the



2015-16 DETROIT RED WINGS

55 NIKLAS KRONWALL continued



a gold medal with Sweden at the 2006 Olympic Games.... Played in all six of Detroit's 2006 playoff games and tallied three assists.

2004-05: Represented Sweden in the 2005 World Championships (3-3-6 in 9 games)....Named to the All-Star Team at the World Championships, joining Jaromir Jagr, Joe Thornton, Rick Nash, Marek Zidlicky and Tomas Vokoun.... Had a strong 2004-05 year, leading the entire Grand Rapids squad in scoring with 53 points in 76 games (13-40-53).... He was the American Hockey League's top scoring defenseman and the first European-born player to win the Eddie Shore Award as the AHL's best defenseman.

2003-04: Began campaign with the Wings' American Hockey League affiliate Grand Rapids Griffins before being called up to Detroit in December....Appeared in 20 games for the Red Wings (1-4-5) before suffering a fractured leg during warm-ups prior to a game vs. the Los Angeles Kings on 1/22 and missed the remainder of the season....Made NHL debut 12/10 at Buffalo.... Recorded first NHL point with an assist 12/13 at Washington on Pavel Datsyuk's goal.... First career goal was a game-winning goal 1/14 vs. Chicago

(Steve Passmore) in a 4-2 Detroit win.

PERSONAL

Niklas returns to his native Sweden in the offseason...Niklas and his girlfriend welcomed their first child, Douglas, in April 2014...Niklas is currently in his ninth season as the President of the Detroit Red Wings Kids Club... In 2012-13, he started "Kronner's Corner," hosting a family with an autistic child at every home game...Niklas has participated in the Red Wings School Assembly Program, visiting St. Bellarmine Catholic School in Redford to speak with kids about the sport of hockey and the importance of health and education...He hosts a charity hockey game each summer in Sweden to benefit his youth hockey club, Jarfalla HC... Worked alongside the Motor City Blight Busters during the 2014 MI Wings Community Tour this September in an effort to stabilize and revitalize Detroit neighborhoods... His hockey hero growing up: Nicklas Lidstrom...Hockey superstition: puts his skates on in the same order before every practice and game.

IT'S MORE
THAN HOCKEY

2015-16 DETROIT RED WINGS



20 DREW MILLER

6-2, 180 lbs., Left Wing, Shoots Left
Born: Dover, NJ – February 17, 1984
Last Amateur Club: Michigan State (NCAA)

BECAME A RED WING: Claimed off waivers from Tampa Bay on 11/11/09.

CAREER STATS VS. NHL

TEAM	GP	G	A	PTS	PIM
ANA	19	1	3	4	2
ARI	25	3	1	4	2
BOS	12	1	0	1	2
BUF	14	1	3	4	4
CGY	19	1	1	2	0
CAR	10	2	1	3	0
CHI	26	3	5	8	6
COL	18	1	2	3	7
CBJ	29	3	3	6	9
DAL	24	2	4	6	12
DET	2	0	0	0	0
EDM	23	5	5	10	8
FLA	13	1	0	1	8
L.A.	20	4	2	6	4
MIN	20	4	1	5	4
MTL	12	0	1	1	2
NSH	26	8	6	14	6
NJ	12	2	2	4	2
NYI	10	1	0	1	2
NYR	10	2	2	4	7
OTT	13	2	3	5	0
PHI	11	0	1	1	0
PIT	13	0	0	0	6
STL	24	3	6	9	11
SJ	22	1	3	4	4
TB	13	1	1	2	2
TOR	12	0	0	0	2
VAN	20	2	1	3	4
WSH	8	1	0	1	0
WPG	8	1	0	1	0
TOTAL	488	56	57	113	116
WSH	8	1	0	1	0
TOTAL	674	71	268	339	426

CAREER

Entering his ninth year in the National Hockey League and seventh with Detroit... Signed a three-year contract extension on June 29, 2013...Originally a sixth-round draft pick (186th overall) of the Anaheim Ducks...Appeared in three postseason games for Anaheim during the Ducks' 2007 Stanley Cup championship run...Traded from Anaheim to Tampa Bay with a 2010 third-round pick for Evgeny Artyukhin on August 14, 2009...Played for the Michigan State Spartans (CCHA) from 2003-06... Named the MVP of the Michigan State hockey team for the 2005-06 season.

BY SEASON

2014-15: Is the only player to skate in all 82 of Detroit's regular-season games in each of the past two seasons and one of five to do it in 2014-15...Produced 13 points (5-8-13)...Ranked fourth on Detroit in hits (119) and second in blocked shots (99)...Finished second among NHL forwards (behind teammate Luke Glendening) in shorthanded ice time per game...Scored his first goal of the season on 11/28 at New Jersey to force overtime...Tallied one of the Red Wings' three shorthanded goals on 1/27 at Florida...Had his first multi-point effort of the season (1-1-2) on 2/28 at Nashville, marking his 400th game with Detroit...Scored his 50th goal as a Red Wing on 3/29 at NY Islanders...Picked up two postseason points (1-1-2) in seven first-round games.

2013-14: One of two Red Wings to skate in all 82 games, topping his previous career high of 80...Notched 15 points (7-8-15) and 21 penalty minutes and finished eighth on the team with 117 shots on goal...Also ranked among Detroit leaders with 122 hits (2nd), 63 blocked shots (6th) and 26 takeaways (6th)...Posted a season-high three-game point streak (2-2-4), one game shy of a career best, from 12/1-12/6...Matched an NHL career best with two goals, including the game-winner, on 12/1 at Ottawa...Skated in his 400th NHL game on 4/2 at Boston and reached 100 points on 4/8 at Buffalo...Tallied one assist in five postseason games for Detroit.

2012-13: Appeared in 44 games for Detroit...Registered eight points (4-4-8)...Led Red Wings forwards with 41 blocked shots...Committed just one minor penalty... Averaged 13:49 TOI...Matched a career high with two assists on 2/7 at St. Louis... Two of his four goals were game-winners, 2/23 vs. Nashville and 3/24 at Anaheim... Missed four regular season and eight postseason games with a broken hand... Appeared in six of seven games in the Western Conference Semifinals against Chicago...Contributed two points (1-1-2) in six playoff appearances.

2011-12: Tied a career high by skating in 80 games for Detroit...Missed two games as a healthy scratch...Finished the season with 25 points (14-11-25)...Set new career-highs in goals (14), assists (11) and points (25)...Finished the season a career-best +6...Scored a career-high four game-winning goals and fired a career-high 131 shots on goal...Averaged 12:52 TOI during regular season...Led all Detroit



2015-16 DETROIT RED WINGS



20 DREW MILLER continued

11:31 TOI in Detroit's first-round series vs. Nashville.

2010-11: Appeared in 67 games for Detroit...Finished season with 18 points (10-8-18), a -2 rating and 13 PIM... Tied a career high with 10 goals...Registered one short-handed goal on 1/20 at Columbus...Scored two game-winning goals on 2/7 vs. NY Rangers and 3/17 at Columbus... Played in his 200th career game 4/10 at Chicago...Averaged 11:44 of ice time per game in regular season...Led Detroit forwards with 58 blocked shots...Appeared in nine of Detroit's 11 postseason games...Registered two playoff points (1-1-2), was +3 and had 4 PIM...Averaged 10:17 of ice time in the postseason.

2009-10: Played in a career-high 80 NHL games (66 games for Detroit and 14 games for Tampa Bay)...Finished season with career highs in goals (10), assists (9) and points (19)...All 19 points were scored for the Red Wings... Notched one power-play goal, one shorthanded goal and three game-winning goals in Detroit...Played in the 100th game of his NHL career on 1/19 at Washington...Fired a career-high 93 shots on goal...Appeared in all 12 postseason games for the Red Wings...Registered two postseason points (1-1-2) and was +2...Claimed off waivers from Tampa Bay on 11/11.

forwards with 66 blocked shots...Registered 79 hits... Recorded three multi-point games...Appeared in all five postseason games for Detroit...Recorded one point (0-1-1) in the playoffs and finished with an 'even' rating...Averaged

CAREER HIGHLIGHTS

FIRSTS

FIRST GP: 10/06/2007 ANA 4 AT PIT 5
 FIRST GOAL: 10/17/2007 ANA 3 VS NSH 1
 FIRST ASST: 10/23/2007 ANA 2 AT STL 4

SOG: 6 (4X) 01/01/2014 DET 2 VS TOR 3

PIM: 7 (3X) 03/22/2015 DET 2 VS STL 1

HAT TRICKS: 0

MULTI-PT GAMES: 12...02/28/2015 DET 4 AT NSH 3 (1G-1A)

MOSTS:.....MOST RECENTLY

GOALS: 2 (3X) 12/01/2013 DET 4 AT OTT 2
 ASSISTS: 2 (3X) 02/07/2013 DET 5 AT STL 1
 POINTS: 3 (1X) 01/15/2011 DET 6 VS CBJ 5 (1G-2A)

LONGEST PERSONAL STREAKS:

GOALS: 3 (2X) 01/31/2012 02/04/2012 (3G)
 ASSISTS: 2 (6X) 11/05/2014 11/07/2014 (2A)
 PTS: 4 (1X) 12/12/2009 12/19/2009 (2G-3A)

CAREER STATS

REGULAR SEASON

PLAYOFFS (BOLD)

SEASON	CLUB	LEAGUE	GP	G	A	P	PM	GP	G	A	P	PM
2006-07	ANAHEIM	NHL	0	0	0	0	0	3	0	0	0	2
2007-08	ANAHEIM	NHL	26	2	3	5	6	0	0	0	0	0
2008-09	ANAHEIM	NHL	27	4	6	10	17	13	2	1	3	2
2009-10	TB/DET	NHL	80	10	9	19	12	12	1	1	2	4
2010-11	DETROIT	NHL	67	10	8	18	13	9	1	1	2	4
2011-12	DETROIT	NHL	80	14	11	25	20	5	0	1	1	2
2012-13	DETROIT	NHL	44	4	4	8	2	6	1	1	2	2
2013-14	DETROIT	NHL	82	7	8	15	21	5	0	1	1	0
2014-15	DETROIT	NHL	82	5	8	13	25	7	1	1	2	2
DETROIT TOTALS			421	50	48	98	91	44	4	6	10	14
NHL TOTALS			488	56	57	113	116	60	6	7	13	18



2015-16 DETROIT RED WINGS

20 DREW MILLER continued



2008-09: Appeared in 27 games for Anaheim...Registered 10 points (4-6-10) and 17 PIM...Finished with an 'even' rating...Played in 13 playoff contests for Anaheim...Notched three preseason points (2-1-3)...Finished +1 in 13 playoff games...Appeared in 53 games for Iowa (AHL)...Tallied a career-high 23 times and finished the season with 38 points (23-15-38) in 53 games...Had a -7 rating...Notched eight power-play goals, four shorthanded goals and five game-winning goals with Iowa.

2007-08: Appeared in 26 games for the Anaheim Ducks...Finished the season with five points (2-3-5), a -1 rating and six PIM with the Ducks...Scored his first career NHL goal on 10/17 vs. Nashville...Appeared in 31 games for Portland (AHL)...Registered 36 points (16-20-36) and a +10 rating in 31 games...Had three power-play tallies for Portland...Appeared in 16 postseason games for Portland...Registered eight postseason points (1-7-8) and was -2.

2006-07: Appeared in 79 games for Portland of the American Hockey League in his first professional season...

Registered 36 points (16-20-36) and 51 PIM...Scored four power-play goals, two shorthanded goals and three game-winning goals for Portland...Made his NHL postseason debut appearing in three playoff games for Anaheim (0-0-0, +1, 2 PIM).

PERSONAL

Drew and his wife, Colleen, live in Plymouth, MI...His brother, Ryan, plays goaltender for the Vancouver Canucks, while his cousins Kip, Kevin and Kelly all played in the NHL as well. Kevin played for Detroit from 1990-91 to 1991-92 and again in 2003-04...Drew will donate \$75 for every blocked shot he makes during the 2015-16 season to support The Salvation Army Bed & Bread Truck program. One blocked shot will help feed seven people for one day on their truck...Worked alongside the Motor City Blight Busters during the 2014 MI Wings Community Tour last September in an effort to stabilize and revitalize Detroit neighborhoods.

IT'S MORE
THAN HOCKEY

2014-15 DETROIT RED WINGS



34 PETR MRAZEK

6-2 • 183 lbs. • Goaltender • Catches Left
 Born: Ostrava, Czech Republic – February 14, 1992
 Last Amateur Club: Ottawa 67's (OHL)

BECAME A RED WING: Fifth round (121st overall) in the 2008 NHL Entry Draft.

CAREER

Entering his first full NHL season and fourth year pro...2010 OHL Second All-Rookie Team and Dinty Moore Trophy for lowest GAA by a rookie goaltender...2011 OHL Third All-Star Team...2012 World Junior Championship Best Goaltender and Tournament All-Star Team...2012 World Championship bronze medal winner...2013 AHL Calder Cup champion with Grand Rapids...2014 AHL Second All-Star Team.

BY SEASON

2014-15: Appeared in 29 games for the Red Wings, sporting a 16-9-2 record and a team-best 2.38 GAA and 0.918 save percentage...Won his first three starts of the season, 11/20-12/7...Recorded five straight wins from 1/13-1/27...Recorded shutouts on 2/5 at Colorado (28 saves), 3/28 vs. Tampa Bay (23 saves) and 4/11 at Carolina (35 saves)...Started all seven games in the first round against Tampa Bay, sporting a 3-4 record, a 2.11 GAA and a 0.925 save percentage...Won his NHL postseason debut on the strength of 46 saves on 4/16 at Tampa Bay...Shut out the Lightning in Game 3 (22 saves) and Game 5 (28 saves) of the first-round series...

CAREER STATS VS. NHL

TEAM	GP	MIN	GA	SOG	SHO	W	L	OT	PTS%	GAA	SV%
ANA	2	100	3	42	0	0	1	0	.000	1.80	.929
ARI	1	60	1	23	0	1	0	0	1.000	1.00	.957
BOS	1	58	3	25	0	0	1	0	.000	3.10	.880
BUF	3	133	7	49	0	2	0	0	1.000	3.16	.857
CGY	1	60	2	30	0	1	0	0	1.000	2.00	.933
CAR	2	120	1	70	1	2	0	0	1.000	0.50	.986
CHI	0	0	0	0	0	0	0	0	.000	0.00	.000
COL	2	125	1	51	1	1	0	1	.750	0.48	.980
CBJ	2	60	4	37	0	0	1	0	.000	4.00	.892
DAL	0	0	0	0	0	0	0	0	.000	0.00	.000
EDM	1	60	0	14	1	1	0	0	1.000	0.00	1.000
FLA	2	118	7	73	0	1	1	0	.500	3.56	.904
L.A.	0	0	0	0	0	0	0	0	.000	0.00	.000
MIN	2	124	7	62	0	1	1	0	.500	3.39	.887
MTL	0	0	0	0	0	0	0	0	.000	0.00	.000
NSH	1	60	2	36	0	1	0	0	1.000	2.00	.944
NJ	1	65	4	24	0	1	0	0	1.000	3.69	.840
NYI	4	179	9	76	0	1	2	0	.333	3.02	.882
NYR	0	0	0	0	0	0	0	0	.000	0.00	.000
OTT	1	65	1	34	0	0	0	1	.500	0.92	.971
PHI	0	0	0	0	0	0	0	0	.000	0.00	.000
PIT	2	100	5	60	0	1	1	0	.500	3.00	.917
STL	4	214	4	91	1	3	0	0	1.000	1.12	.956
SJ	2	59	2	22	0	0	1	0	.000	2.03	.909
TB	3	159	7	64	1	1	2	0	.333	2.64	.891
TOR	1	59	3	40	0	0	1	0	.000	3.05	.925
VAN	0	0	0	0	0	0	0	0	.000	0.00	.000
WSH	2	113	4	42	0	0	2	0	.000	2.12	.905
WPG	1	60	3	31	0	1	0	0	1.000	3.00	.903
TOTAL	40	2153	80	997	5	19	14	2	0.571	2.23	.920



2014-15 DETROIT RED WINGS



34 PETR MRAZEK continued

2013-14: Logged 32 games with Grand Rapids and nine with Detroit in his second professional season...Posted a 2-4 record with the Red Wings with a 1.74 GAA and a 0.927 save percentage...Both of his NHL victories were shutouts (11/2 at Edmonton and 4/13 at St. Louis)... Became the first NHL goaltender to win more than one game in a season and record a shutout in each win since Toronto's Ed Chadwick (1955-56)...Surrendered two goals or fewer in seven of his nine appearances...Sported a 22-9-1 record with Grand Rapids...Named to the AHL's Second All-Star Team...Ranked second among AHL goaltenders with a 2.10 goals against average and ranked third with a 0.924 save percentage... Posted a 10-game winning streak in which he made 274 saves on 290 shots faced, 10/30-2/1...Started in all 10 of the Griffins' playoff games, accumulating a 5-5 record, a 2.80 GAA and a 0.911 save percentage.

Became the Red Wings' fifth rookie netminder to win his playoff debut (joining Chris Osgood, Bob Champoux, Glen Hall and Johnny Mowers)...Became the NHL's first goaltender to make 44+ saves during a playoff regulation game since 4/8/80 (Toronto's Jiri Crha)...Joined an elite club of goaltenders who recorded two shutouts in their first-ever playoff series, joining Semyon Varlamov (with Washington vs. NY Rangers in 2009), Carey Price (with Montreal vs. Boston in 2008), Ron Hextall (with Philadelphia vs. NY Rangers in 1987) and Tiny Thompson (with Boston vs. Montreal in 1929)...Also played 13 games for the Griffins, owning a 9-2-1 mark with a 2.06 GAA and a 0.927 save percentage...Held an eight-game AHL winning streak from 11/12-2/28.

2012-13: Saw action in three games with the Red Wings as a first-year pro...Made his NHL debut and was victorious on 2/7 at St. Louis (26-of-27 saves)...Became the second goalie in hockey history to win his NHL, AHL and ECHL debuts in the same season (joining Alex Auld) after winning with Toledo (10/13 vs. Kalamazoo), Grand Rapids (11/3 at Texas) and Detroit (2/7 at St. Louis)...Also became second-youngest Red Wings goalie to win his Detroit debut (Bill Beveridge)...Posted a 1-1 record with a 2.02 GAA and 0.922 save percentage in two starts with the Red Wings... Backstopped the Griffins to their first-ever Calder Cup, playing every minute of the team's postseason run... Enjoyed one of the best rookie seasons in Griffins history in wins (2nd), GAA (3rd) and save percentage (T1st)...Went

CAREER HIGHLIGHTS

FIRSTS

FIRST GP: 02/07/2013 DET 5 AT STL 1
 FIRST WIN: 02/07/2013 DET 5 AT STL 1
 FIRST SHUTOUT: 11/02/2013 DET 5 AT EDM 0

MOSTS

SHOTS FACED: 43 (1X) 03/15/2015 DET 5 AT PIT 1
 SAVES: 42 (1X) 03/15/2015 DET 5 AT PIT 1
 GA: 5 (1X) 01/29/2015 DET 1 AT TB 5

MOST RECENTLY

CAREER SHUTOUTS: 5 04/11/2015 DET 2 AT CAR 0

LONGEST PERSONAL STREAKS

LONGEST WIN STREAK: 5 (1X) 01/13/2015 01/27/2015
 STREAK W/OUT REG LOSS: 5 (1X) 01/13/2015 01/27/2015 (5-0-0)
 LONGEST LOSING STREAK: 4 (1X) 12/15/2013 03/11/2014
 LONGEST WINLESS STREAK: 4 (1X) 12/15/2013 03/11/2014 (0-4-0)
 LONGEST SHUTOUT SEQUENCE: 13:42 01/31/2015 02/07/2015

CAREER STATS

REGULAR SEASON

PLAYOFFS (BOLD)

SEASON	CLUB	LEAGUE	GP	W	L	OT	SHO	GA	GAA	GP	W	L	SHO	GA	GAA
2012-13	DETROIT	NHL	2	1	1	0	0	4	2.02	0	0	0	0	0	-
2013-14	DETROIT	NHL	9	2	4	0	2	13	1.74	0	0	0	0	0	-
2014-15	DETROIT	NHL	29	16	9	2	3	63	2.38	7	3	4	2	14	-
DETROIT TOTALS			40	19	14	2	5	80	2.23	7	3	4	2	14	2.53
NHL TOTALS			40	19	14	2	5	80	2.23	7	3	4	2	14	2.53



2014-15 DETROIT RED WINGS

34 PETR MRAZEK continued



15-9 with a 2.31 GAA and a 0.916 save percentage in 24 postseason games...Doubled the Griffins' all-time postseason shutout total with four during the team's championship run...Registered his first professional shutout behind 32 saves, 2/2 vs. Abbotsford...Named AHL Player of the Week after posting a 0.50 GAA and a 0.981 save percentage in two games for the period ending 2/3...Won four straight games from 6/5-6/12 to help the Griffins advance to the Calder Cup Finals and take a 3-0 series lead at Syracuse... Made 24 saves as the Griffins captured the Calder Cup, 6/18 at Syracuse.

2011-12: Appeared in 50 games with the Ottawa 67's and posted a 30-13-6 record, a 2.84 goals against average, a 0.917 save percentage and three shutouts...Ranked among the OHL's goaltending leaders in wins (4th), GAA (9th), save percentage (8th), shutouts (16th) and saves (1,577, 6th)...Led Ottawa to the Eastern Conference Final, posting a 9-8 record with a 2.59 GAA and a 0.926 save percentage...Made more than 30 saves in 11 of his 17 postseason appearances, including a pair of 44-save wins and a 49-save overtime loss, 4/20/12 at Niagara...Starred for the Czech Republic at the World Junior Championship in Calgary and Edmonton, Alberta, earning a spot on the tournament's All-Star Team, winning the IIHF Directorate Top Goaltender award and being named a top-three player on his team...Made 52 saves in a 5-2 win to help his country upset the United States on 12/30...Debuted with the men's national team at the World Championship in Finland and Sweden, allowing no goals in 9:12 of game action.

2010-11: Led all OHL goaltenders with a 0.920 save percentage and ranked near the top of the league with 33 wins (3rd), a 2.84 goals against average (5th), four shutouts

(T2nd), 1,684 saves (2nd), four shootout wins (T2nd) and a 0.824 shootout percentage (3rd)...Led Ottawa to an East Division championship with a 33-15-3 record...Named to the OHL Third All-Star Team.

2009-10: Topped all OHL rookies with a 3.00 goals against average, a 0.905 save percentage and three shutouts in 30 games with the Ottawa 67's...Won the league's F.W. "Dinty" Moore Trophy for the top rookie GAA and earned a spot on the OHL Second All-Rookie Team...Sported a 12-9-1 record.

2008-09: Split the season between the under-18 and under-20 level with HC Vitkovice and earned league championships at each level...Led the Czech under-18 league in both goals against average (1.99) and save percentage (0.946) while posting five shutouts...Posted even better numbers in four postseason games with a 0.93 GAA, a 0.972 save percentage and two shutouts.

2007-08: Posted the best save percentage in the Czech under-18 circuit (0.932) alongside his 2.46 goals against average in 34 games with HC Vitkovice...Made his professional debut when he briefly appeared in a relegation contest with HC Vitkovice's senior club.

PERSONAL

Lives in Ostrava, Czech Republic, during the offseason... Has one sibling...Hockey idols as a youth were Dominik Hasek and Marc-Andre Fleury...Greatest influences on his hockey career are his parents and Petr Bolek, his goalie coach in the Czech Republic...Volunteered for the 2015 MI Wings Community Tour, visiting the United States Coast Guard in Detroit and meeting pediatric patients at Helen DeVos Children's hospital this September.

IT'S MORE
THAN HOCKEY

2015-16 DETROIT RED WINGS



14 GUSTAV NYQUIST

5-11, 183 lbs., Left Wing, Shoots Left

Born: Halmstad, Sweden – September 1, 1989

Last Amateur Club: University of Maine (Hockey East – NCAA)

BECAME A RED WING: Fourth round (121st overall) in the 2008 NHL Entry Draft

CAREER STATS VS. NHL

TEAM	GP	G	A	PTS	PIM
ANA	6	1	1	2	2
ARI	5	1	1	2	2
BOS	7	5	1	6	4
BUF	7	2	4	6	0
CGY	4	1	3	4	0
CAR	6	3	1	4	0
CHI	7	2	1	3	0
COL	5	1	2	3	0
CBJ	7	4	1	5	0
DAL	6	1	2	3	0
DET	0	0	0	0	0
EDM	4	0	1	1	0
FLA	10	5	1	6	2
L.A.	7	2	3	5	2
MIN	6	6	1	7	0
MTL	8	2	3	5	2
NSH	7	1	2	3	8
NJ	7	1	7	8	2
NYI	5	2	0	2	2
NYR	6	0	1	1	2
OTT	7	3	2	5	8
PHI	5	0	2	2	0
PIT	6	1	3	4	0
STL	7	1	0	1	4
SJ	5	0	1	1	0
TB	8	3	3	6	0
TOR	9	5	3	8	2
VAN	4	1	2	3	0
WSH	6	5	3	8	2
WPG	2	0	1	1	0
TOTAL	179	59	56	115	44

CAREER

Entering his fifth professional season...Signed four-year contract extension with Detroit on July 10, 2015...Made his NHL debut on November 1, 2011 vs. Minnesota...Registered his first career NHL point (assist) on January 3, 2012 vs. Dallas...Scored his first NHL goal on March 26, 2012 vs. Columbus...Named to the Hockey East First All-Star Team twice (2010, 2011) and to the Hockey East All-Rookie Team (2009)...Chosen as a Hobey Baker Award finalist two consecutive years (2010, 2011)...Led the NCAA in scoring as a sophomore registering 61 points (19-42-61) in 39 games...Won 2013 Calder Cup championship with the Grand Rapids Griffins.

BY SEASON

2014-15: Topped his offensive totals from his first full NHL season and picked up 54 points (27-27-54) in 82 games...Was one of five Red Wings to skate in all 82 games...Tied for 27th in the NHL in goals and tied for third with 14 power-play goals...Also ranked among Red Wings leaders with 27 goals (2nd), 27 assists (15th), 54 points (4th), 14 power-play goals (1st), 24 power-play points (7th), four game-winning goals (4th), 195 shots (3rd), a 13.9 shooting percentage (3rd), 16:39 TOI (10th), 57 blocked shots (8th) and 34 takeaways (3rd)...Was Detroit's top shootout performer, converting on 8-of-13 attempts (57.1%)...Had a goal in each of the club's first four games, 10/9-10/17...Equaled a personal best with three assists on 12/23 vs. Buffalo...Recorded the overtime-winning goal on 12/27 at Ottawa...Scored his 50th career goal on 1/18 vs. Buffalo...Reached 100 NHL points on 2/7 at Arizona...Picked up two points (1-1-2) in seven postseason games.

2013-14: Led Detroit in goals (28) and tied for third on the team with 48 points (28-20-48) despite starting the season in Grand Rapids...Also ranked among team leaders with a +16 rating (2nd), six game-winning goals (1st) 153 shots (2nd), an 18.3 shooting percentage (1st), nine power-play points (6th) and 34 takeaways (3rd)...Scored just 17 seconds into his season debut on 11/21 vs. Carolina and added the game-winning goal in the third period...Scored in four-straight games during five-game point streak (4-3-7) from 1/20-1/26 and was named NHL's 2nd Star of the Week on 1/27...Tallied first career hat trick during season-best four-point night (3-1-4) on 2/2 at Washington...Matched season best with four points (1-3-4) on 3/7 vs. New Jersey...Posted a six-game goal streak from 3/16-3/25, Detroit's longest all season and the NHL's third-longest of the year...Tallied team-best 10-game point streak from 3/16-4/2, totaling 14 points (12-2-14)...Was named NHL's First Star of the Week on 3/25 and Second Star of the Month on 4/1...Led the NHL in goals from 1/20 to the end of the regular season and amassed 36 points (23-13-36) in that stretch...Posted 11 multi-point games...Named to Swedish roster for 2014 Winter Olympics in Sochi, Russia, due to injury to Johan Franzen...Skated in six games and won a silver medal with Sweden...Also represented his country at the 2014 IIHF



2015-16 DETROIT RED WINGS



14 GUSTAV NYQUIST continued

the postseason with a +3 rating...Registered the overtime-winning goal during Game 2 of the Western Conference Quarterfinals at Anaheim...Became the first rookie in franchise history to register two overtime points in one playoff year after also assisting on Damien Brunner's winner in Game 4 of the WCQ vs. Anaheim...Led the Griffins in scoring with 60 points (23-37-60) in 58 games...Led the AHL in scoring before being recalled on 3/19 and finished tied for 12th...Posted three-straight three-point games from 2/23-3/1...Represented Grand Rapids at the AHL All-Star Classic...Named to the AHL First All-Star Team...Recorded seven points (2-5-7) in 10 AHL playoff games...Won the Calder Cup with the Griffins.

2011-12: Played in 18 games for Detroit, registering seven points (1-6-7)...Made his NHL debut on 11/1 vs. Minnesota...Registered his first career NHL point (assist) on 1/3 vs. Dallas...Scored first career NHL goal on 3/26 vs. Columbus...Appeared in four postseason games for Detroit in Western Conference Quarterfinals vs. Nashville...Averaged 8:51 TOI during the playoffs...Selected for the 2012 AHL All-Star Classic, becoming the first Griffins rookie forward to play in an all-star game since 2002...Set Griffins' all-time rookie scoring record (56GP, 22-36-58)...Tied for Griffins' scoring lead (58 points) despite appearing in just 56 games...Tied for Griffins team lead with seven PPG...His 22 goals ranked second on Grand Rapids.

2010-11: Topped Maine in scoring for a third consecutive season with 51 points (18-33-51) in 36 games...Tied for fifth in the NCAA with 33 assists...Earned his second

World Championship in Minsk, Belarus, earning a bronze medal with six points (4-2-6) in 10 games...Led Grand Rapids with 21 points (7-14-21) in 15 games before mid-November call-up to Detroit.

2012-13: Split his second professional season between Detroit and the Grand Rapids Griffins...Sued up in 22 games with the Red Wings...Picked up six points (3-3-6)...Averaged 13:02 TOI...Appeared in all 14 playoff games...Notched five points (2-3-5)...Tied for third on the team in

CAREER HIGHLIGHTS

FIRSTS

FIRST GP:11/01/2011 DET 1 VS MIN 2
 FIRST ASST:01/03/2012 DET 5 AT DAL 4
 FIRST GOAL:03/26/2012 DET 7 VS CBJ 2

MOSTS:.....MOST RECENTLY

GOALS: 3 (1X)02/02/2014 DET 5 AT WAS 6
 ASSISTS: 3 (2X)12/23/2014 DET 6 VS BUF 3
 POINTS: 4 (2X)03/07/2014 DET 7 VS NJ 4 (1G-3A)

SOG: 8 (1X)03/07/2014 DET 7 VS NJ 4
 PIM: 6 (1X)04/25/2013 DET 5 VS NSH 2
 HAT TRICKS: 102/02/2014 DET 5 AT WAS 6 (3G)
 MULTI-PT GAMES: 2203/28/2015 DET 4 VS TB 0 (1G-1A)

LONGEST PERSONAL STREAKS:

GOALS: 6 (1X)03/16/2014 03/25/2014 (9G)
 ASSISTS: 4 (1X)01/17/2015 01/27/2015 (4A)
 PTS: 10 (1X)03/16/2014 04/02/2014 (12G-2A)

CAREER STATS

REGULAR SEASON

PLAYOFFS (BOLD)

SEASON	CLUB	LEAGUE	GP	G	A	P	PM	GP	G	A	P	PM
2011-12	DETROIT	NHL	18	1	6	7	2	4	0	0	0	0
2012-13	DETROIT	NHL	22	3	3	6	6	14	2	3	5	2
2013-14	DETROIT	NHL	57	28	20	48	10	5	0	0	0	0
2014-15	DETROIT	NHL	82	27	27	54	26	7	1	1	2	2
DETROIT TOTALS			179	59	56	115	44	30	3	4	7	4
NHL TOTALS			179	59	56	115	44	30	3	4	7	4



2015-16 DETROIT RED WINGS

14 GUSTAV NYQUIST continued



straight Hobey Baker Award nomination...Named a NCAA Second-Team All-American and a Hockey East First-Team All-Star...Recorded his first collegiate hat trick vs. New Hampshire 2/4...Tallied points in each of his first 10 games, putting up 15 points (4-11-15) in that span...Registered at least two points in each of his team's last eight games, collecting 15 points (5-10-15)...Joined the Griffins on a tryout following his college season and recorded an assist in his debut, 3/25 against Texas...Scored his first professional goal the next night (3/26) vs. Texas...Appeared in eight contests with Grand Rapids and contributed four points (1-3-4).

2009-10: Led the NCAA in scoring as a sophomore at Maine with 61 points (19-42-61) in 39 games...Nominated for the Hobey Baker Award, finishing second to Wisconsin's Blake Geoffrion...Named an NCAA First-Team All-American and a Hockey East First-Team All-Star, and finished second in voting for Hockey East Player of the Year...Set a career high for points when he notched five (1-4-5) in a 2/19 contest against Massachusetts-Lowell, part of a five-game span that saw him amass 14 points (3-11-14)...Registered points in 32 of 39 games.

2008-09: Played in 38 games and led Maine in scoring with 32 points (13-19-32)...Earned a spot on the Hockey

East All-Rookie Team...Named Hockey East Rookie of the Month for December...Finished second in Hockey East rookie scoring and 13th in overall conference scoring.

PERSONAL

Gustav returns to Malmo, Sweden, during the offseason... He studied business and finance during college...His charity program, "14's Friends," rents a suite for a game every season to host families staying at Ronald McDonald House Detroit and Ann Arbor...He is active in the Salvation Army's annual fundraising efforts, serving as a bell ringer during the last holiday season...Volunteered for the 2014 MI Wings Community Tour last September, visiting pediatric patients and adult oncology patients at Covenant HealthCare in Saginaw, Mich., and participating in a school rally at Franklin Elementary School in Cadillac, Mich...He enjoys watching soccer and tennis and played golf, tennis and soccer growing up...He wants to stay involved with hockey after his playing career as a scout or a coach...His hockey hero as a youth: Peter Forsberg...Favorite food: steak... Favorite TV show: Entourage...Proudest accomplishment: will be finishing his degree from the University of Maine.



2014-15 DETROIT RED WINGS



CAREER STATS VS. NHL

TEAM	GP	G	A	PTS	PIM
ANA	1	0	0	0	0
ARI	1	0	0	0	0
BOS	2	0	0	0	0
BUF	2	0	0	0	0
CGY	0	0	0	0	0
CAR	2	0	0	0	0
CHI	1	0	0	0	2
COL	0	0	0	0	0
CBJ	1	0	0	0	0
DAL	1	0	0	0	0
DET	0	0	0	0	0
EDM	1	1	1	2	0
FLA	1	0	0	0	2
L.A.	1	0	0	0	0
MIN	2	1	0	1	2
MTL	1	0	0	0	0
NSH	2	0	0	0	0
NJ	0	0	0	0	0
NYI	1	0	0	0	0
NYR	0	0	0	0	0
OTT	1	0	0	0	0
PHI	1	0	0	0	0
PIT	1	2	0	2	0
STL	2	0	0	0	0
SJ	2	1	1	2	0
TB	2	0	0	0	4
TOR	0	0	0	0	0
VAN	0	0	0	0	0
WSH	2	0	1	1	0
WPG	0	0	0	0	0
TOTAL	31	5	3	8	10

56 TEEMU PULKKINEN

5-11, 183 lbs., Left Wing, Shoots Right
Born: Vantaa, Finland – January 2, 1992
Last Amateur Club: Helsinki Jokerit (Fin-Jr.)

BECAME A RED WING: Fourth round (111th overall) in the 2010 NHL Entry Draft.

CAREER

Entering his 10th professional season and his seventh as part of the Red Wings organization... Re-signed to a two-year contract on July 3, 2014... Has logged 375 NHL games with Detroit (149), Colorado (154) and Los Angeles (72)...Made his NHL debut with the Red Wings on November 25, 2005 against Anaheim...Represented Canada at the 2012 IIHF World Championship.

BY SEASON

2014-15: Skated in 31 games for the Red Wings and recorded eight points (3-5-8)...Tallied his first NHL goal on 1/20 vs. Minnesota...Recorded his first multi-point game on 3/9 vs. Edmonton (1-1-2) and his first two-goal game on 3/15 at Pittsburgh, notching the game-winning goal in each contest...Enjoyed a dominant season with the AHL's Griffins as a First-Team All-Star and winner of the Willie Marshall Award for top goal-scorer, despite playing in only 46 games due to time spent in Detroit...Led Grand Rapids with 61 points (34-27-61), tying for 10th in the league in that category...Tied a Griffins record with an eight-game goal streak from 12/19-1/7...Paced Grand Rapids in the postseason with 18 points (14-4-18).

2013-14: Appeared in three games with the Red Wings, registering no points and recording two penalty minutes and four shots on goal...Made his NHL debut on 3/14 vs. Edmonton, logging 7:36 TOI and two shots on goal...Recorded 59 points (31-28-59) in 71 regular season games for Grand Rapids, finishing first on the team in goals and points...Ranked among Griffins' leaders in goals (1st), assists (3rd), plus/minus (T3rd), power play goals (1st) and shots (201)...Ranked 16th overall and second among AHL rookies in scoring during the regular season...Ranked first on Grand Rapids in postseason scoring with 11 points (5-6-11) in 10 contests... Became the first 30-goal scorer for the Griffins since 2009-10 (Jeremy Williams)... Named to the AHL All-Rookie Team.

2012-13: Won the Calder Cup with the Griffins after joining the team late in the regular season at the conclusion of his season in Finland...Made his North American debut with Grand Rapids on 4/20 at Lake Erie and notched an assist the following night, 4/21 at Chicago...Cracked the team's playoff lineup and recorded five points (3-2-5) in 14 games...Scored his first goal as a Griffin, 5/1 vs. Houston...Registered 34 points (14-20-34) in 59 games with Jokerit in Finland's SM-Liiga...Tied for third on the team in scoring...Led the team in the playoffs with five points (2-3-5) in six games.

2011-12: Ranked second on Jokerit with 37 points (16-21-37) in 56 games...Tied for second on the team in goals and assists...Tallied 10 points (6-4-10) in seven games during the World Junior Championship in Calgary and Edmonton, Alberta... Tied for third in the tournament in goals.

2010-11: Posted 54 points (18-36-54) in 55 games with Jokerit in his first full professional season...Finished fifth in the league in scoring, leading all rookies in



2014-15 DETROIT RED WINGS



56 TEEMU PULKKINEN continued

Earned a bronze medal with Finland at the World Under-18 Championship in Minsk, Belarus...Led the tournament in scoring with 15 points (10-5-15) in six games, earning him honors as the tournament's best forward and to its All-Star Team.

2008-09: Posted 35 points (16-19-35) in nine games with Jokerit's under-18 team before graduating to the under-20 level...Notched 28 points (15-13-28) in 24 games in Finland's top junior league...Debuted for Jokerit's men's team in Finland's SM-Liiga at age 17, going point-less in three games...Finished third in scoring at the World Under-18 Championship in Fargo, N.D., and helped Finland win a bronze medal with 13 points (7-6-13) in six games.

2007-08: Continued racking up points at the Finnish junior level, registering 60 points (36-24-60) in 32 games for Jokerit's under-18 team...Led his team in scoring and led the league in goals.

2006-07: Dominated the Finnish under-16 league for Jokerit, combining for 90 points (47-43-90) in 22 games for an average of 4.09 points-per-game...Led the league in goals and points during the regular season and led the league in goals (7), assists (10) and points (17) during six playoff games.

goals, assists and points...Named the SM-Liiga Rookie of the Year...Broke a 20-year-old league record held by Teemu Selanne for assists by a rookie (36)...Led Finland with nine points (3-6-9) in six games during the World Junior Championship in Buffalo, N.Y.

2009-10: Limited to 29 games between Jokerit's men's team and under-20 team due to injuries...Began the season in the SM-Liiga and registered three points (1-2-3) in 12 games...Led Jokerit's junior club in scoring despite being limited to 17 games with 41 points (20-21-41)...Posted the best points-per-game average (2.41) in the league...

PERSONAL

Returns to Helsinki, Finland in the summer...Has seven siblings...Greatest hockey memory is playing in Finland's 2010 Winter Classic...Hockey idol as a youth was Alexander Ovechkin.

CAREER HIGHLIGHTS

FIRSTS

FIRST GP:.....03/14/2014 DET 2 VS EDM 1
 FIRST ASST:.....03/09/2015 DET 5 VS EDM 2
 FIRST GOAL:.....01/20/2015 DET 5 VS MIN 4

SOG: 6 (1X).....02/26/2015 DET 3 AT SJ 2
 PIM: 2 (6X).....03/28/2015 DET 4 AT TB 0
 HAT TRICKS: 0
 MULTI-PT GAMES: 2.....03/15/2015 DET 5 AT PIT 1 (1G-1A)

MOSTS:

GOALS: 2 (1X).....03/15/2015 DET 5 AT PIT 1
 ASSISTS: 1 (3X).....04/05/2015 DET 1 VS WSH 2
 POINTS: 2 (2X).....03/15/2015 DET 5 AT PIT 1 (1G-1A)

MOST RECENTLY

LONGEST PERSONAL STREAKS:

GOALS: 1 (4X).....03/15/2015 03/15/2015 (2G)
 ASSISTS: 1 (3X).....04/05/2015 04/05/2015 (1A)
 PTS: 1 (6X).....04/05/2015 04/05/2015 (1A)

CAREER STATS


REGULAR SEASON

PLAYOFFS (BOLD)

SEASON	CLUB	LEAGUE	GP	G	A	P	PM	GP	G	A	P	PM
2013-14	DETROIT	NHL	3	0	0	0	2	0	0	0	0	0
2014-15	DETROIT	NHL	31	5	3	8	10	0	0	0	0	0
DETROIT TOTALS			34	5	3	8	12	0	0	0	0	0
NHL TOTALS			34	5	3	8	12	0	0	0	0	0



2015-16 DETROIT RED WINGS



27 KYLE QUINCEY

6-2, 216 lbs., Defense, Shoots Left
Born: Kitchener, Ontario – August 12, 1985
Last Amateur Club: Mississauga IceDogs (OHL)

BECAME A RED WING: Fourth round (132nd overall) in 2003 Entry Draft...
 Re-acquired in a trade with Tampa Bay on 2/21/12.

CAREER STATS VS. NHL

TEAM	GP	G	A	PTS	PIM
ANA	15	2	4	6	23
ARI	16	0	9	9	25
BOS	12	0	2	2	6
BUF	9	0	4	4	8
CGY	23	1	6	7	17
CAR	12	0	2	2	8
CHI	25	3	8	11	22
COL	12	0	4	4	4
CBJ	26	1	2	3	16
DAL	21	2	5	7	12
DET	12	0	3	3	14
EDM	23	1	7	8	18
FLA	14	0	2	2	25
L.A.	16	1	5	6	10
MIN	21	3	2	5	20
MTL	11	1	1	2	18
NSH	16	3	2	5	8
NJ	11	1	2	3	12
NYI	10	1	2	3	6
NYR	9	0	1	1	14
OTT	10	1	1	2	12
PHI	11	0	4	4	9
PIT	9	0	2	2	4
STL	20	1	7	8	21
SJ	17	1	2	3	25
TB	13	1	2	3	30
TOR	12	0	2	2	10
VAN	22	1	4	5	28
WSH	11	1	4	5	2
WPG	9	0	2	2	6
TOTAL	448	26	103	129	433

CAREER

Entering his 11th professional season and his eighth as part of the Red Wings organization... Re-signed to a two-year contract on July 3, 2014... Has logged 448 NHL games with Detroit (222), Colorado (154) and Los Angeles (72)...Made his NHL debut with the Red Wings on November 25, 2005 against Anaheim...Represented Canada at the 2012 IIHF World Championship.

BY SEASON

2014-15: Recorded 18 points (3-15-18) in 73 games, his most during his career with the Red Wings...Led the team in penalty minutes (77) and placed among Detroit's leaders with a plus-10 rating (3rd), 19:28 TOI (4th), 104 hits (6th) and 82 blocked shots (4th)...Scored his first goal during the first of three multi-point games (1-1-2) during the season, matching a personal best, on 12/4 vs. Dallas... Played his 400th NHL game on 12/10 vs. Toronto...Registered points in four straight games from 1/13-1/18, matching Detroit's longest point streak by a defenseman on the season...Reached 200 games in a Red Wings uniform on 2/16 vs. Montreal... Notched his 100th career assist on 3/22 vs. St. Louis...Tallied three assists in seven postseason games.

2013-14: One of two Red Wings (Drew Miller) to skate in all 82 regular-season games...Led Detroit in penalty minutes (88) and ranked among team leaders with 109 blocked shots (3rd), 31 takeaways (4th), and 20:48 TOI (4th)...Recorded 13 points (4-9-13)...Had points in three-of-four games from 12/28-1/4...Tallied his first goal of the season on 12/12 at Tampa Bay...Played a season-high 25:41 on 12/23 vs. NY Islanders...Posted a +9 rating after 1/1 after starting the season -14...Notched the game-winning goal on 3/7 vs. New Jersey...Appeared in all five postseason games for Detroit, averaging 21:24 TOI.

2012-13: Made 36 appearances for Detroit...Missed two games with an ankle injury, 2/23-2/24, and 11 games with a fractured cheekbone, 3/16-4/14... Contributed three points (1-2-3) and a +7 rating...Averaged 19:13 TOI, ranking third among Red Wings defensemen...Ranked second on the team with 46 blocked shots and 12th with 29 hits...Finished fourth on the club in plus-minus...Skated in all 14 postseason games...Recorded two assists in the postseason (0-2-2)...Averaged 19:02 TOI, ranking seventh on the team...Finished second on the team with 12 PIM in the playoffs...Also appeared in 12 games for the CHL's Denver Cutthroats and registered 11 points (2-9-11).

2011-12: Skated in 54 games for Colorado and 18 games for Detroit after being re-acquired on 2/21 in a three-team trade...Traded from Colorado to Tampa Bay for Steve Downie, then traded from Tampa Bay to Detroit for Detroit's first-round pick in the 2012 NHL Entry Draft (Andrei Vasilevski) and Sebastien Piche...Notched an NHL career-high in goals (7; COL-5, DET-2)...Established his third-highest NHL points



2015-16 DETROIT RED WINGS



27 KYLE QUINCEY continued

with 101 hits and 94 blocked shots...Appeared in all five postseason contests for Detroit vs. Nashville...Registered two assists in the playoffs (0-2-2)...Averaged 16:28 TOI in the postseason.

2010-11: Placed on Injured Reserve and missed last 55 games of the season after a shoulder injury on 12/11 vs. Washington...Missed five contests due to head injury, 11/9-11/17...Skated in 21 games and logged one assist.

2009-10: Led Colorado in ice time at 23:36 per game...Finished second among Colorado defensemen in scoring with 29 points (6-23-29) in 79 games...Ranked second on Colorado in hits (115) and third in blocked shots (143)...Earned +9 for the year, the third-best on the team...Logged career-high ice time (30:18) on 1/11 vs. Calgary...Skated in his 100th NHL game on 11/1 vs. Vancouver.

2008-09: Claimed off waivers by Los Angeles from Detroit on 10/13...Recorded his first NHL assist in Kings season debut vs. Carolina on 10/17...Led all Kings defensemen in both scoring and assists with 38 points (4-34-38) in 72 games...Also led the team with 27 power-play points...Notched seven multi-point games...Finished second on Los Angeles in ice time (20:58).

2007-08: Skated in six games with Detroit while spending most of the year in Grand Rapids...Recorded 20 points

total (26; COL-23, DET-3) and third-highest NHL assists total (19; COL-18, DET-1)...Averaged 21:51 TOI in 72 regular season games for Colorado and Detroit...Finished season

CAREER HIGHLIGHTS

FIRSTS

FIRST GP:.....11/25/2005 DET 1 AT ANA 3
 FIRST GOAL:.....04/07/2007 DET 7 VS CHI 2
 FIRST ASST:.....10/17/2008 LA 4 VS CAR 3

SOG: 7 (2X).....02/16/2015 DET 0 VS MTL 2
 PIM: 17 (1X).....04/01/2012 DET 2 VS FLA 1
 HAT TRICKS: 0
 MULTI-PT GAMES: 17.03/28/2015 DET 4 VS TB 0 (0G-2A)

MOSTS:

GOALS: 1 (26X).....01/17/2015 DET 5 VS NSH 2
 ASSISTS: 2 (12X).....03/28/2015 DET 4 VS TB 0
 POINTS: 2 (17X).....03/28/2015 DET 4 VS TB 0 (0G-2A)

MOST RECENTLY

LONGEST PERSONAL STREAKS:

GOALS: 1 (26X).....01/17/2015 01/17/2015 (1G)
 ASSISTS: 4 (1X).....03/03/2009 03/09/2009 (4A)
 PTS: 5 (1X).....10/01/2009 10/12/2009 (1G-5A)

CAREER STATS

REGULAR SEASON

PLAYOFFS (BOLD)

SEASON	CLUB	LEAGUE	GP	G	A	P	PM	GP	G	A	P	PM
2005-06	DETROIT	NHL	1	0	0	0	0	0	0	0	0	0
2006-07	DETROIT	NHL	6	1	0	1	0	13	0	0	0	2
2007-08	DETROIT	NHL	6	0	0	0	4	0	0	0	0	0
2008-09	LOS ANGELES	NHL	72	4	34	38	63	0	0	0	0	0
2009-10	COLORADO	NHL	79	6	23	29	76	6	0	0	0	8
2010-11	COLORADO	NHL	21	0	1	1	18	0	0	0	0	0
2011-12	COLORADO	NHL	54	5	18	23	60	0	0	0	0	0
2011-12	DETROIT	NHL	18	2	1	3	29	18	0	2	2	8
2012-13	DETROIT	NHL	36	1	2	3	18	14	0	2	2	12
2013-14	DETROIT	NHL	82	4	9	13	88	5	0	0	0	2
2014-15	DETROIT	NHL	73	3	15	18	77	7	0	3	3	4
DETROIT TOTALS			222	11	27	38	216	44	0	7	7	26
NHL TOTALS			448	26	103	129	433	50	0	7	7	34



2015-16 DETROIT RED WINGS

27 KYLE QUINCEY continued



(5-15-20) and a team-high 149 penalty minutes in 66 games with the Griffins...Missed the entire preseason due to a broken hand in training camp...Was added to the Wings playoff roster as a Black Ace but did not skate in any postseason games.

2006-07: Appeared in six regular season contests and 13 postseason games with Detroit...Scored his first NHL goal on 4/7 vs. Chicago...Tallied 22 points (4-18-22) and 126 PIM in 65 games with the Grand Rapids Griffins.

2005-06: Made his NHL debut with Detroit in Anaheim on 11/25...Ranked fifth among AHL rookie defensemen with 33 points (7-26-33) in 70 games for Grand Rapids...Notched one assist in 16 playoff games for Grand Rapids.

2004-05: Named to the OHL Second All-Star Team...Recorded 46 points (15-31-46) and 111 penalty minutes in 55 games with Mississauga...Finished third in voting for the Max Kaminsky Trophy as the league's top defensemen...Ranked second in points on Mississauga and tenth among league blueliners...Selected as the Eastern Conference's "Best Defensive Defensemen"...Played in the 2005 OHL

All-Star Game and was the co-winner of the Hardest Shot competition at the skills event (95 mph).

2003-04: Played three games with London before being traded to Mississauga...Recorded 39 points (14-25-39) and 139 penalty minutes in a combined 64 games...Played in the 2004 OHL All-Star Game...Recorded 16 points (3-13-16) in 24 playoff games for Mississauga, ranking fourth among OHL defensemen.


2002-03: Made Ontario Hockey League debut with London (66GP, 6-12-18, 77 PIM, +6).

PERSONAL

Kyle lives in Denver during the offseason...He is a co-founder of the House9 Hockey Foundation, which benefits youth hockey players...Kyle is also actively involved with Garth Brooks' Teammates for Kids Foundation...He is part owner of Boardworks Canada, which specializes in wakeboards, surfboards and paddleboards...Visited C.S. Mott Children's Hospital in Ann Arbor, Mich., as part of the Red Wings' 2014 MI Wings Community Tour last September...His hockey idol as a youth was Bill Berg.



2015-16 DETROIT RED WINGS



17 BRAD RICHARDS

6-0, 199 lbs., Center, Shoots Left

Born: Murray Harbour, Prince Edward Island – May 2, 1980

Last Amateur Club: Rimouski Oceanic (QMJHL)

BECAME A RED WING: Signed as a free agent on July 1, 2015

CAREER STATS VS. NHL

TEAM	GP	G	A	PTS	PIM
ANA	29	12	13	25	4
ARI	32	7	15	22	4
BOS	42	9	24	33	2
BUF	42	13	21	34	6
CGY	22	9	13	22	0
CAR	59	17	34	51	31
CHI	23	4	25	29	6
COL	27	5	11	16	4
CBJ	26	9	14	23	2
DAL	15	5	6	11	0
DET	26	7	14	21	10
EDM	23	5	12	17	0
FLA	58	19	32	51	41
L.A.	29	11	20	31	4
MIN	24	8	19	27	0
MTL	42	10	15	25	15
NSH	27	6	19	25	4
NJ	49	6	33	39	6
NYI	46	14	24	38	16
NYR	33	5	21	26	2
OTT	43	15	15	30	4
PHI	47	11	33	44	12
PIT	44	9	34	43	14
STL	24	3	21	24	8
SJ	30	9	15	24	16
TB	15	5	9	14	0
TOR	41	19	18	37	8
VAN	22	8	10	18	2
WSH	59	9	34	43	10
WPG	59	19	42	61	12
TOTAL	1058	288	616	904	243

CAREER

Entering his 15th NHL season and first with Detroit...Two-time Stanley Cup champion with Tampa Bay (2004) and Chicago (2015)...2011 NHL All-Star...2004 Conn Smythe Trophy and Lady Byng Memorial Trophy winner...2001 NHL All-Rookie Team...2000 CHL Player of the Year and Memorial Cup champion...Has also played for Tampa Bay, Dallas, NY Rangers and Chicago...Originally Tampa Bay's third-round pick (64th overall) in the 1998 NHL Entry Draft...Has represented Canada several times internationally at the 2000 IIHF World Junior Championship (bronze), 2001 IIHF World Championship (gold), 2004 World Cup (gold) and 2006 Winter Olympics.

BY SEASON

2014-15: Joined the Blackhawks and won his second career Stanley Cup championship while reaching the Stanley Cup Final for the second straight season...Ranked seventh on the Blackhawks with 37 points and placed among team leaders with 12 goals (9th), 25 assists (7th), three game-winning goals (T4th), 199 shots (4th) and 399 faceoff wins (2nd)...Played in his 1,000th NHL game on 11/16 vs. Dallas...Posted a season-high three assists on 1/8 at Minnesota, which served as his 50th career three-point game...Played in all 23 of Chicago's postseason games and produced 14 points (3-11-14)...Ranked sixth on Chicago in playoff scoring...Posted his 100th career playoff point in Game 7 of the Western Conference Final on 5/30 at Anaheim...Recorded three points (1-2-3) during the Stanley Cup Final...Picked up two assists in Chicago's Cup-clinching win on 6/15 vs. Tampa Bay.

2013-14: Played in all 82 regular-season games with the Rangers, marking the seventh season he has played in all of his team's games...Ranked among team leaders with 20 goals (2nd), 51 points (3rd) and four power-play goals (T4th)...Led all Rangers forwards with 18:41 TOI...Reached the Stanley Cup Finals with New York, falling in seven games to Los Angeles...Contributed 12 points (5-7-12) in 25 postseason games...Scored two game-winning playoff goals for the Rangers.

2012-13: Appeared in 46 games for the NY Rangers and logged 34 points (11-23-34)...Finished third on the team in points, sitting second in assists and fifth in goals...Notched his 800th NHL point on 3/26 at Philadelphia...Recorded his first career hat trick on 4/19 at Buffalo...Skated in his 900th NHL game on 4/27 vs. New Jersey...Finished the season on a six-game point streak, racking up 11 points (5-6-11) from 4/18-4/27...Suited up for 10 playoff games for the Blueshirts, scoring one goal.

2011-12: Played every regular-season game for the NY Rangers and tallied 61 points (25-41-66)...Tied a Rangers franchise record with nine game-winning goals...Reached the 20-goal plateau for the ninth time in his career...Led New York in assists and power-play points, while ranking second in points, third in goals and third in power-play goals (7)...Reached 500 NHL assists on 10/20 at Calgary...Notched a point in seven straight games from 11/25-12/8, which included a five-game assist streak...Skated in his 800th NHL game on 12/13 vs. Dallas...Scored the game-winning goal during the NHL Winter Classic on 1/1 at Philadelphia...Led the team with 15 postseason points (6-9-15) in 20 games...Recorded his 50th playoff assist on 5/25 at New Jersey during Game 6 of the Eastern Conference Final.



2015-16 DETROIT RED WINGS



17 BRAD RICHARDS continued

Skated for Team Lidstrom during his first NHL All-Star Game on 1/30 in Raleigh, N.C....Reached 700 NHL points on 2/9 vs. Phoenix...Eclipsed 70 regular-season points for the sixth time and reach 20 goals for the eighth time.

2009-10: Matched his career-best offensive totals with 91 points (24-67-91) in 80 regular-season games...Recorded the most points by a Dallas player since Mike Modano recorded 93 during the 1993-94 season...Set a career high with 13 power-play goals...Finished seventh in the league in scoring and sat fourth in assists...Finished second in the NHL with 40 power-play points...Led the Stars in points, assists, power-play goals, shots on goal (284) and multi-point games (a career-high 27)...Tallied points in eight straight games from 10/22-11/7...Recorded a season-best four assists on 11/21 vs. New Jersey, surpassing 400 NHL assists...Became the NHL's top scorer from Prince Edward Island with his 592nd career point on 12/29 vs. Chicago...Tied a Stars record with three assists in one period on 1/18 vs. Minnesota.

2008-09: Skated in 56 games for Dallas and registered 48 points (16-32-48)...Finished second on the Stars in

2010-11: Produced 77 points (28-49-77) in 72 games with Dallas to lead the team and rank 10th in the NHL...Set a new career high for goals...Led the team with 272 shots and ranked among team leaders with 49 assists (2nd), seven power-play goals (T3rd) and a 50.6 faceoff percentage (2nd)...Started the season with four straight multi-point games, racking up nine points (2-7-9) along the way...Scored his 200th NHL goal on 11/16 vs. Anaheim...

CAREER HIGHLIGHTS

FIRSTS

FIRST GP: 10/06/2000 TB 3 VS NYI 3
 FIRST GOAL: 10/08/2000 TB 4 VS VAN 5
 FIRST ASST: 10/08/2000 TB 4 VS VAN 5

SOG: 12 (1X) 03/07/2003 TB 4 VS COL 3
 PIM: 14 (1X) 02/28/2006 TB 2 VS FLA 8
 HAT TRICKS: 1 04/19/2013 NYR 8 AT BUF 4 (3G)
 MULTI-PT GAMES: 218 01/20/2015 CHI 6 VS ARI 1 (0G-2A)

MOSTS:

GOALS: 3 (1X) 04/19/2013 NYR 8 AT BUF 4
 ASSISTS: 5 (1X) 02/28/2008 DAL 7 VS CHI 4
 POINTS: 5 (1X) 02/28/2008 DAL 7 VS CHI 4 (0G-5A)

MOST RECENTLY

LONGEST PERSONAL STREAKS:

GOALS: 4 (2X) 12/18/2008 12/27/2008 (4G)
 ASSISTS: 10 (1X) 03/17/2006 04/06/2006 (16A)
 PTS: 12 (1X) 02/17/2004 03/08/2004 (6G-14A)

CAREER STATS

REGULAR SEASON

PLAYOFFS (BOLD)

SEASON	CLUB	LEAGUE	GP	G	A	P	PM	GP	G	A	P	PM
2000-01	TAMPA BAY	NHL	82	21	41	62	14	0	0	0	0	0
2001-02	TAMPA BAY	NHL	82	20	42	62	13	0	0	0	0	0
2002-03	TAMPA BAY	NHL	80	17	57	74	24	11	0	5	5	12
2003-04	TAMPA BAY	NHL	82	26	53	79	12	23	12	14	26	4
2005-06	TAMPA BAY	NHL	82	23	68	91	32	5	3	5	8	6
2006-07	TAMPA BAY	NHL	82	25	45	70	23	6	3	5	8	6
2007-08	TAMPA BAY	NHL	62	18	33	51	15	0	0	0	0	0
	DALLAS	NHL	12	2	9	11	0	18	3	12	15	8
2008-09	DALLAS	NHL	56	16	32	48	6	0	0	0	0	0
2009-10	DALLAS	NHL	80	24	67	91	14	0	0	0	0	0
2010-11	DALLAS	NHL	72	28	49	77	24	0	0	0	0	0
2011-12	NY RANGERS	NHL	82	25	41	66	22	20	6	9	15	8
2012-13	NY RANGERS	NHL	46	11	23	34	14	10	1	0	1	2
2013-14	NY RANGERS	NHL	82	20	31	51	18	25	5	7	12	4
2014-15	CHICAGO	NHL	76	12	25	37	12	23	3	11	14	8
DETROIT TOTALS			0	0	0	0	0	0	0	0	0	0
NHL TOTALS			1058	288	616	904	243	141	36	68	104	58



2015-16 DETROIT RED WINGS

17 BRAD RICHARDS continued

assists and third in points...Missed 25 games due to injury... Produced 16 multi-point efforts...Had a season-high four points (1-3-4) on 12/18 vs. Columbus and matched his season-best for assists on 12/31 vs. New Jersey (0-3-3)... Tied for fourth on the team with five power-play goals and finished sixth with 16 goals.

2007-08: Combined for 62 points (20-42-62) in 74 games between Tampa Bay and Dallas...Posted a season-long six-game point streak (3-7-10) from 10/13-10/27...Skated in a career-high 31:10 TOI on 12/8 vs. NY Islanders...Was traded by the Lightning with goaltender Johan Holmqvist to Dallas for forwards Jussi Jokinen and Jeff Halpern, goaltender Mike Smith and a fourth-round pick in the 2009 NHL Entry Draft on 2/26...Set an NHL record by recording five assists in his debut with a team, doing so with the Stars on 2/28 vs. Chicago...Reached 500 NHL points on 3/29 at Los Angeles...Notched 11 points (2-9-11) in 12 regular-season games with Dallas and racked up 15 points (3-12-15) in 18 postseason games.

2006-07: Skated in all 82 games for Tampa Bay and recorded 70 points (25-45-70)...Placed second among NHL forwards in TOI (24:06)...Finished second on the Lightning with a 51.4 faceoff percentage and 21 power-play assists, while sitting third on the team in points, goals, assists, power-play goals (12), power-play points (33) and shots (272)...Had a season-high four points on 2/25 vs. Pittsburgh...Reached 400 NHL points on 12/28 vs. Philadelphia and 300 assists on 4/7 at Edmonton...Tied for the Tampa Bay lead with eight postseason points (3-5-8) in six playoff games.

2005-06: Set career highs with a team-best 91 points and 68 assists in 82 regular-season contests with Tampa Bay...Also set career highs with 39 power-play assists, 46 power-play points, four shorthanded goals and five shorthanded points...Ranked 12th in the NHL in points and fifth in assists...Registered a team-high 22 multi-point performances, including five contests with three or more points...Notched his 100th career NHL goal on 1/31 vs. Toronto...Tallied a career-long 10-game assist streak (2-16-18) from 3/17-4/6...Paced the Bolts with eight points (3-5-8) and 24 shots in five postseason contests...Ranked second on the team with three playoff goals...Represented Team Canada at the 2006 Winter Olympics in Turin...Led the team with four points in six contests and shared the lead with two goals.

2004-05: Appeared in six games with Ak Bars Kazan of the Russian Super League, posting seven points (2-5-7)... Was briefly a teammate of Pavel Datsyuk with Ak Bars... Captured a gold medal with Team Canada at the World Cup of Hockey, posting a goal and three assists in six contests.

2003-04: Won his first Stanley Cup championship with Tampa Bay, winning the Conn Smythe Trophy as the playoff's most-valuable player...Also won the Lady Byng Trophy for sportsmanship...Recorded 79 points (26-53-79) in 82 regular-season games with the Lightning...Shared ninth in the NHL in points and ranked sixth in assists...Registered 21 multi-point performances, including seven contests with three or more points...Recorded three points (1-2-3) in the season opener on 10/10 vs. Boston, including his 200th career NHL point...Posted a career-long 12-game point streak (6-14-20) from 2/17-3/8...Paced the league in postseason scoring with a playoff career-high 26 points (12-14-16) in 23 contests en route to the 2004 Stanley Cup Championship...Led the NHL with a playoff career-most seven game-winning goals...Shared second in the NHL in postseason goals and ranked second in assists and shots... Registered a postseason career-best eight multi-point outings, including a three-point effort (2-1-3) in Game 6 of the Stanley Cup Final at Calgary on 6/4.

2002-03: Tallied 74 points (17-54-74) in 80 regular-season contests with the Lightning...Shared fourth in the NHL in assists and sixth in power-play points (38)...Shared the NHL lead with 34 power-play assists...Paced the team with 277 shots...Shared first on the team in assists and ranked third in points...Registered 14 multi-point games... Registered five assists in 11 playoff games in his Stanley Cup Playoffs debut...Made his NHL postseason debut on 4/10 vs. Washington.

2001-02: Paced Tampa Bay with 42 assists and 62 points in 82 regular-season contests...Led the team with 251 shots and ranked second with 14 power-play assists and 19 power-play points...Shared second on the club with 20 goals and fourth with five power-play goals...Registered 12 multi-point performances...Compiled a season-long 10-game point streak (6-12-18) from 2/26-3/18...Tallied three points (2-1-3), including his 100th career NHL point, on 3/1 vs. San Jose.

2000-01: Led NHL rookies with 21 goals, 41 assists and 62 points in 82 regular-season games with Tampa Bay... Led the Lightning in points and assists...Named to the NHL All-Rookie Team...Paced league rookies with 19 power-play assists and 26 power-play points while sharing first with 179 shots...Shared third among NHL first-years in power-play goals (7)...Ranked second on the team in shots and third in goals...Shared second on the club in power-play goals and third in game-winning goals...Registered 15 multi-point performances, including five contests with three or more points...Registered his first career points (1-1-2) on 10/8 vs. Vancouver...Named NHL's Rookie of the Month for October...Posted a season-long seven-



2014-15 DETROIT RED WINGS

17 BRAD RICHARDS continued



game point streak (2-8-10) from 1/29-2/13...Registered six points (3-3-6) in seven games with Canada at the 2001 World Championship.

1999-00: Amassed 186 points (71-115-186) in 63 games during his final season of junior hockey with the QMJHL's Rimouski Oceanic...Earned numerous accolades for his season, including the CHL Player of the Year, CHL Top Scorer, QMJHL most-valuable player, QMJHL First All-Star Team...QMJHL Offensive Player of the Year...Lead the Oceanic to a QMJHL President's Cup championship and the CHL Memorial Cup championship...Racked up 37 points (13-24-37) in 12 postseason games and added 10 points (4-6-10) during four Memorial Cup games... Captured a bronze medal with Canada at the World Junior

Championship, tallying two points (1-1-2) in seven games.

1998-99: Racked up 131 points (39-92-131) in 59 games with the QMJHL's Rimouski Oceanic...Recorded 10 power-play goals and fired 393 shots on goal.

1997-98: Eclipsed 100 points in the QMJHL (33-82-115) as a major junior rookie with the Oceanic...Named to the QMJHL All-Rookie Team.

PERSONAL

As part of his charity program, "Richy's Rascals," Brad will host children from the Children's Hospital of Michigan in Detroit at every Red Wings home regular-season game with his pair of donated season tickets, meeting the family after each game.

2015-16 DETROIT RED WINGS



15 RILEY SHEAHAN

6-2 • 222 lbs. • Center • Shoots Left
 Born: St. Catharines, Ontario – December 7, 1991
 Last Amateur Team: Notre Dame (CCHA – NCAA)

BECAME A RED WING: First round (21st overall) of the 2010 NHL Entry Draft

CAREER STATS VS. NHL

TEAM	GP	G	A	PTS	PIM
ANA	4	1	0	1	0
ARI	2	1	0	1	0
BOS	6	0	2	2	2
BUF	6	0	1	1	0
CGY	3	1	0	1	0
CAR	4	1	0	1	0
CHI	5	0	1	1	6
COL	3	0	2	2	0
CBJ	5	1	2	3	0
DAL	2	0	3	3	0
DET	0	0	0	0	0
EDM	3	2	1	3	0
FLA	6	2	4	6	0
L.A.	4	1	2	3	0
MIN	4	1	2	3	0
MTL	8	3	1	4	2
NSH	2	0	2	2	4
NJ	5	1	1	2	0
NYI	3	0	1	1	0
NYR	5	1	1	2	0
OTT	4	2	0	2	2
PHI	4	1	0	1	0
PIT	5	2	2	4	0
STL	5	1	2	3	2
SJ	2	0	1	1	0
TB	5	0	1	1	2
TOR	8	0	2	2	6
VAN	3	0	1	1	0
WSH	5	0	2	2	0
WPG	2	0	1	1	0
TOTAL	123	22	38	60	26

CAREER

Entering his fourth professional season and third with the Red Wings...Made his NHL debut on April 7, 2012 vs. Chicago...Notched his first career NHL assist on December 21, 2013 at Toronto and scored his first goal on January 11, 2014 at Los Angeles...Selected as a finalist for the CCHA Best Defensive Forward Award with the University of Notre Dame in 2012...Won 2013 Calder Cup championship with the Grand Rapids Griffins.

BY SEASON

2014-15: Skated in 79 games during his first full NHL season and tallied 36 points (13-23-36)...Ranked among team leaders with 79 games played (8th), 13 goals (7th), 23 assists (7th), 36 points (7th), five power-play goals (5th), 123 shots (7th) and a 10.6 shooting percentage (6th)...Tied a career best with a three-game point streak from 11/16-11/20, duplicating the feat from 2/18-2/23...Posted multi-assist games on 1/17 vs. Nashville and 1/27 at Florida, matching his personal best... Played his 100th NHL game and notched his 50th career point on 2/18 at Chicago... Recorded his first career playoff points by notching three points (2-1-3) during Detroit's first-round playoff series against Tampa Bay.

2013-14: Split his second professional season between Detroit and AHL Grand Rapids...Made his season Debut for Detroit on 12/17 vs. Anaheim and finished ninth on the team in scoring with 24 points (9-15-24) in 42 games...Placed fifth on the team with a +8 rating and ranked second with a 15.3 shooting percentage...Tied for 24th among NHL rookies in scoring...Recorded just six penalty minutes, tying with Pavel Datsyuk for fewest on the team among players who skated in more than 26 games...Recorded his first NHL points with two assists on 12/21 at Toronto...Notched his first NHL goal on 1/11 at Los Angeles (Jonathan Quick)...Tallied five multi-point games and ended the regular season on a season-best three-game point streak (3-0-3)...Also skated in 31 games for Grand Rapids and tallied 18 points (8-10-18)... Appeared in five playoff games for Detroit and returned to the Griffins to record five points (1-4-5) in eight postseason outings.

2012-13: Skated in one late-season game for Detroit, logging 6:47 TOI and one shot on goal on 4/7 vs. St. Louis...Ranked among Griffins leaders as a rookie with 16 goals (6th), 20 assists (9th), 36 points (7th) six power-play goals (T5th), two shorthanded goals (T2nd) and four game-winning goals (3rd)...Racked up 10 points (7-3-10) over a nine-game stretch from 12/21-1/9...Won the Calder Cup with the Griffins...Tied for the AHL rookie lead in the postseason and for sixth overall with 16 points (3-13-16) in 24 games.

2011-12: Turned professional following his junior season at Notre Dame, making his professional debut with Grand Rapids on 3/22 at San Antonio...Debuted for the Red Wings in the team's final regular-season game on 4/7 vs. Chicago, recording four penalty minutes and three shots on goal...Skated in seven total games with the Griffins, showing two points (1-1-2)...Finished his collegiate career with 25



2015-16 DETROIT RED WINGS



15 RILEY SHEAHAN continued

champion Minnesota-Duluth.

2009-10: Tallied 17 points (6-11-17) for the University of Notre Dame as one of the youngest players in the NCAA, having started his freshman year at age 17...Tied for Fighting Irish scoring lead by a freshman...Scored his first collegiate goal in his first game on 10/9 vs. Alabama-Huntsville.

PERSONAL

Riley lives in St. Catharines, Ontario...Related to Rocky DiPietro, a Hall of Fame CFL player...Riley will donate \$100 for every point he records during the 2015-16 season to the Michigan Humane Society's emergency rescue program as part of his charity program "Riley's Rescues." He also visits the Detroit MHS location once a month and adopted a dog himself during the 2014-15 campaign...Purchases season tickets with teammate Luke Glendening to host a child from a local Detroit Boys and Girls Club and their family at every game during the 2015-16 season, holding a meet-and-greet with the family after each game...Volunteered for each of the last two MI Wings Community Tours, visiting pediatric patients and adult oncology patients at Covenant HealthCare in Saginaw, Mich., and participating in a school rally at Franklin Elementary School in Cadillac, Mich in September 2014 participating in therapy exercises at the MidMichigan Health Center in Midland, Mich., and stopping at the Camp Grayling Joint Maneuver Training Center in Grayling, Mich., in September 2015...Hockey idols growing up were Steve Yzerman and Rick Nash.

points (9-16-25) in 37 games...Finished as runner-up to now-teammate Luke Glendening for CCHA Best Defensive Forward award.

2010-11: Recorded 22 points (5-17-22) in 40 games with the Fighting Irish as a sophomore, ranking seventh in club scoring...Helped Notre Dame reach the NCAA Frozen Four, where it lost in the semifinal round to eventual-

CAREER HIGHLIGHTS

FIRSTS

FIRST GP:04/07/2012 DET 2 VS CHI 3
 FIRST ASST:12/21/2013 DET 5 AT TOR 4
 FIRST GOAL:01/11/2014 DET 3 AT LA 1

SOG: 6 (1X)03/11/2014 DET 1 AT CBJ 4
 PIM: 4 (1X)04/07/2012 DET 2 VS CHI 3
 HAT TRICKS: 0
 MULTI-PT GAMES: 1103/15/2015 DET 5 AT PIT 1 (1G-1A)

MOSTS:

GOALS: 1 (22X)04/04/2015 DET 3 AT MIN 2
 ASSISTS: 2 (5X)01/27/2015 DET 5 AT FLA 4
 POINTS: 2 (11X)03/15/2015 DET 5 AT PIT 1 (1G-1A)

MOST RECENTLY

LONGEST PERSONAL STREAKS:

GOALS: 3 (1X)04/09/2014 04/13/2014 (3G)
 ASSISTS: 2 (9X)03/15/2015 03/19/2015 (2A)
 PTS: 3 (3X)02/18/2015 02/23/2015 (1G-2A)

CAREER STATS

REGULAR SEASON

PLAYOFFS (BOLD)

SEASON	CLUB	LEAGUE	GP	G	A	P	PM	GP	G	A	P	PM
2013-14	DETROIT	NHL	42	9	15	24	6	5	0	0	0	0
2014-15	DETROIT	NHL	79	13	23	36	16	7	2	1	3	2
DETROIT TOTALS			123	22	38	60	26	12	2	1	3	2
NHL TOTALS			123	22	38	60	26	12	2	1	3	2



2015-16 DETROIT RED WINGS



2 BRENDAN SMITH

6-2, 211 lbs., Defense, Shoots Left
 Born: Toronto, Ontario – Feb. 8, 1989
 Last Amateur Hockey Club: Univ. of Wisconsin (WCHA – NCAA)

BECAME A RED WING: First round (27th overall) in the 2007 NHL Entry Draft.

CAREER STATS VS. NHL

TEAM	GP	G	A	PTS	PIM
ANA	8	0	3	3	13
ARI	7	0	1	1	6
BOS	8	0	0	0	6
BUF	8	1	2	3	6
CGY	6	0	1	1	6
CAR	5	0	0	0	2
CHI	8	1	2	3	7
COL	5	0	0	0	2
CBJ	10	0	2	2	18
DAL	6	0	0	0	6
DET	0	0	0	0	0
EDM	6	0	0	0	13
FLA	9	1	1	2	4
L.A.	9	0	5	5	8
MIN	7	2	4	6	4
MTL	8	0	0	0	6
NSH	7	1	0	1	6
NJ	5	3	0	3	2
NYI	5	1	2	3	2
NYR	7	0	0	0	4
OTT	7	0	1	1	15
PHI	5	0	1	1	2
PIT	6	0	1	1	6
STL	6	0	0	0	2
SJ	9	0	3	3	4
TB	8	0	1	1	8
TOR	8	0	2	2	11
VAN	5	0	1	1	12
WSH	6	0	3	3	4
WPG	1	0	1	1	0
TOTAL	195	10	37	47	185

CAREER

Entering his sixth professional season...Re-signed to a two-year contract on June 30, 2015... Made his NHL debut on November 17, 2011 at San Jose and scored his first NHL goal on March 2, 2012 against Minnesota...Named to the 2011 AHL All-Rookie Team...Named 2010 WCHA Defensive Player of the Year...Selected for WCHA First All-Star Team, NCAA West First All-American Team, NCAA Championship All-Tournament Team in 2009-10.

BY SEASON

2014-15: Skated in 76 games for Detroit, recording 13 points (4-9-13) and 68 penalty minutes...Ranked among team leaders with 76 games played (10th), 68 penalty minutes (4th), 17:53 TOI (9th) and 68 blocked shots (6th)...Played a season-high 24:55 on 11/2 at Buffalo...Scored his first goal of the season on 11/7 vs. New Jersey...Recorded his fourth career multi-point game with two assists on 11/18 at Columbus...Missed five games with a hand injury, 11/20/11/28...Appeared in five postseason games for Detroit.

2013-14: Notched 19 points (5-14-19) in a career-high 71 games, ranking third among Red Wings blueliners in scoring...Missed six games with a shoulder injury...Led the team with two fighting majors and placed second with 68 penalty minutes...Registered 57 hits and placed fifth on the team with 69 blocked shots...Ranked seventh on the team with 18:23 TOI...Notched his second and third career multi-point games on 11/29 at NY Islanders (0-2-2) and 3/22 at Minnesota (1-1-2)...Posted a plus rating in six-straight games, 11/24-12/6...Averaged 19:36 TOI and tied for the team lead with a plus-one rating and eight penalty minutes in five postseason games.

2012-13: Skated in 34 games during his first full NHL campaign...Missed three games as a healthy scratch and 11 games with a shoulder injury...Recorded eight points (0-8-8) and 36 PIM...Ranked eighth on the team with 18:24 TOI...Finished second among Detroit defensemen with 10 takeaways and ranked sixth on the team with 35 blocked shots...Credited with 20 hits...Appeared in all 14 playoff games...Tied for seventh on the team with five points (2-3-5) in the postseason...Registered a two-point game (1-1-2) on 5/6 vs. Anaheim...Notched the game-winning goal on 5/18 at Chicago...Also appeared in 32 games with the Grand Rapids Griffins...Recorded 20 points (5-15-20) and 49 penalty minutes.

2011-12: Appeared in 14 games for Detroit...Finished season with seven points (1-6-7)...Made his NHL debut on 11/17 at San Jose (19:18 TOI)... Notched his first career point (assist) on 11/19 at Los Angeles...Scored his first career NHL goal on 3/2 vs. Minnesota...Registered his first career multi-point game (0-2-2) on 3/19 vs. Washington...Received an eight-game suspension from the NHL (three preseason games and five regular season games) for an illegal hit vs. Chicago on 9/30...Recorded 34 points (10-24-34) and 90 PIM in 57 games played with the Grand Rapids Griffins...His 24 assists and 34 points were career highs...Led all Griffins blue-liners with 34 points...Scored three power-play goals and two shorthanded goals for Grand Rapids.



2015-16 DETROIT RED WINGS



2 BRENDAN SMITH continued

streaks...Became the first rookie defenseman in franchise history to be selected to the AHL All-Star Game, though he did not play due to injury.

2009-10: Named to the WCHA First All-Star Team, the NCAA West First All-American Team, and the NCAA Championship All-Tournament Team...Chosen as a top-10 finalist for the Hobey Baker Award...Named the WCHA Defensive Player of the Year...Helped lead the Wisconsin Badgers to the NCAA title game in Detroit as a junior, losing to Boston College...Had a career year, leading all NCAA defensemen and tying for second overall in the WCHA with 52 points (15-37-52) in 42 games...Placed among the team's leaders in goals (3rd), assists (2nd), points (T-2nd), penalty minutes (76, 1st), power play goals (11, 2nd) and game-winning goals (four, T1st)...Set collegiate highs for games played, goals, assists, points and PIM... Was a three-time winner of the WCHA Defensive Player of the Week honor.

2008-09: Ranked among the Badgers' leaders with nine goals (T6th), 14 assists (6th), 23 points (T-7th), 75 PIM (2nd) and nine power play goals (2nd) in 31 contests... Led Wisconsin defensemen in goals and ranked second in points despite missing nine games with a broken wrist.

2007-08: Tied for second among Wisconsin freshmen with 12 points (2-10-12) in 22 games...Finished fourth among team defensemen in assists...Missed 18 contests due to injury.

2006-07: Helped St. Michael's reach the OPHL semi-

2010-11: Led all Griffins defensemen in goals (12), power play goals (5) and game-winning goals... Earned 32 points in 63 games for the Griffins, finishing with the third-highest point total in franchise history for a first-year defenseman... Produced three separate four-game point

CAREER HIGHLIGHTS

FIRSTS

FIRST GP:.....11/17/2011 DET 2 AT SJ 5
 FIRST ASST:.....11/19/2011 DET 4 AT LA 1
 FIRST GOAL:.....03/02/2012 DET 6 VS MIN 0

SOG: 6 (2X).....03/12/2015 DET 1 VS CBJ 3
 PIM: 11 (1X).....11/02/2013 DET 5 AT EDM 0
 HAT TRICKS: 0
 MULTI-PT GAMES: 4.....11/18/2014 DET 5 AT CBJ 0 (0G-2A)

MOSTS:

GOALS: 1 (10X).....02/28/2015 DET 4 AT NSH 3
 ASSISTS: 2 (3X).....11/18/2014 DET 5 AT CBJ 0
 POINTS: 2 (4X).....11/18/2014 DET 5 AT CBJ 0 (0G-2A)

MOST RECENTLY

LONGEST PERSONAL STREAKS:

GOALS: 1 (10X).....02/28/2015 02/28/2015 (1G)
 ASSISTS: 2 (7X).....03/22/2014 03/23/2014 (2A)
 PTS: 2 (7X).....03/22/2014 03/23/2014 (1G-2A)

CAREER STATS

REGULAR SEASON

PLAYOFFS (BOLD)

SEASON	CLUB	LEAGUE	GP	G	A	P	PM	GP	G	A	P	PM
2011-12	DETROIT	NHL	14	1	6	7	13	0	0	0	0	0
2012-13	DETROIT	NHL	34	0	8	8	36	14	2	3	5	10
2013-14	DETROIT	NHL	71	5	14	19	68	5	0	0	0	8
2014-15	DETROIT	NHL	76	4	9	13	68	5	0	0	0	6
DETROIT TOTALS			195	10	37	47	185	24	2	3	5	24
NHL TOTALS			195	10	37	47	185	24	2	3	5	24



2015-16 DETROIT RED WINGS

2 BRENDAN SMITH continued



finals, ranking among the team's leaders with six goals (5th), 14 assists (2nd) and 20 points (T2nd) in 16 postseason games...Also led team defensemen in each point category during the regular season, with 36 points (12-24-39) through 39 games...Ranked among the team's overall leaders in goals (T8th), assists (T4th) and points (6th)...Placed fourth on the team with 90 PIM...Skated for the South East All-Star Team at the OJHL All-Star Game...Named to the Ontario Hockey Association Top Prospect Team.

2005-06: Helped lead St. Michael's to an OJHL championship, earning six points (1-5-6) and 44 PIM in 17 playoff outings...Earned 26 points (5-21-26) and 55 PIM in 39 regular season games...Placed second among team defensemen in both assists and points.

PERSONAL

Brendan lives in Mimico, Ontario...He has two brothers: Rory plays professional lacrosse for the NLL's Vancouver Stealth and Reilly, a right wing for the Florida Panthers...He studied sociology at the University of Wisconsin...Brendan is the team spokesman for Breast Cancer Awareness Night, donating tickets and a meet-and-greet for the annual game. He also donated a suite and will cover food-and-beverage to host women who are two-time breast cancer survivors at the 2014 BCA Night Game...Volunteered for the 2014 MI Wings Community Tour last September, visiting pediatric patients and adult oncology patients at Covenant HealthCare in Saginaw, Mich., and participating in a school rally at Franklin Elementary School in Cadillac, Mich....His hockey idol as a youth was Bobby Orr.



2015-16 DETROIT RED WINGS



21 TOMAS TATAR

5-10, 185 lbs., Left Wing, Shoots Left
 Born: Ilava, Slovakia – December 1, 1990
 Last Amateur Club: Trencin (Slovakia U-20)

BECAME A RED WING: Second round (60th overall) in the 2009 NHL Entry Draft

CAREER STATS VS. NHL

TEAM	GP	G	A	PTS	PIM
ANA	5	1	1	2	0
ARI	2	1	3	4	0
BOS	8	4	4	8	2
BUF	7	5	1	6	0
CGY	6	0	1	1	2
CAR	5	2	2	4	2
CHI	6	4	0	4	4
COL	4	0	1	1	0
CBJ	9	1	3	4	4
DAL	4	1	4	5	0
DET	0	0	0	0	0
EDM	7	1	1	2	0
FLA	9	2	4	6	2
L.A.	6	2	1	3	0
MIN	5	1	1	2	4
MTL	8	3	1	4	2
NSH	6	4	1	5	2
NJ	6	1	2	3	0
NYI	7	3	3	6	2
NYR	5	1	1	2	0
OTT	8	1	4	5	10
PHI	6	2	0	2	0
PIT	7	1	1	2	2
STL	7	2	2	4	8
SJ	5	2	1	3	0
TB	9	1	0	1	2
TOR	9	2	0	2	6
VAN	6	2	2	4	2
WSH	6	1	3	4	6
WPG	4	2	2	4	0
TOTAL	182	53	50	103	62

CAREER

Entering his seventh professional season in North America...Re-signed to a three-year contract by Detroit, July 28, 2014...Made his NHL debut and registered his first career NHL goal on his first shot, December 31, 2010 vs. NY Islanders...Made his Olympic debut for Slovakia at the 2014 Winter Games in Sochi, Russia...Represented Slovakia at the IIHF World Championships in 2010, 2012 and 2014...Skated for Slovakia at the World Junior Championships in 2009 and 2010...Won 2013 Calder Cup championship with the Grand Rapids Griffins.

BY SEASON

2014-15: Set career highs in all offensive categories, notching 29 goals, 27 assists and 56 points... Was one of five Red Wings to skate in all 82 regular-season games...Led Detroit in goals and game-winning goals (7) and ranked among team leaders with 27 assists (15th), 56 points (3rd), a plus-six rating (15th), 28 penalty minutes (10th), nine power-play goals (2nd), 211 shots (2nd) and 27 takeaways (5th)...Also tied for 16th in the NHL in goals, for 23rd in power play goals and for eighth in game-winning goals...Scored on three-of-nine shootout attempts (33.3%)...Established a new personal best with a six-game point streak from 11/14-11/24, while matching a career high with a three-game goal streak from 11/18-11/22...Honored as the NHL's Second Star of the Week on two occasions, notching five points (4-1-5) over a three game span (including two game-winning goals) for the week ending 11/23 and scoring five goals and recording seven points over a four-game span for the week ending 1/19...Notched his first career three-point game (2-1-3) on 1/17 vs. Nashville and duplicated that feat (1-2-3) on 2/7 at Arizona, scoring the game-winning goal in both contests...Reached 50 NHL goals (3/20 at Tampa Bay) and 100 points (3/29 at NY Islanders) in a nine-day span...Tied for second on Detroit with four points (3-1-4) in seven playoff games...Notched his first postseason goal/point on 4/18 at Tampa Bay and registered a two-goal game on 4/27 vs. Tampa Bay.

2013-14: Skated in 73 games for Detroit during his first full NHL season...Ranked among team leaders with 19 goals (2nd), 20 assists (15th), 39 points (6th), a +12 rating (3rd), three game-winning goals (14th), 158 shots (1st) and a 10.7 shooting percentage (5th)...Also placed among Detroit's leaders with 81 hits (7th) and 41 takeaways (2nd)...Notched his first goal of the season and the game-winning goal on 10/30 at Vancouver...Set a career best with a three-game point streak (2-1-3) from 10/30-11/2...Tallied his first NHL two-goal game on 12/4 vs. Philadelphia and matched that on 3/27 vs. Montreal...Posted a three-game goal streak from 1/4-1/11...Registered three-straight two-point games (3-3-6) from 3/23-3/27...Finished the season on a three-game point streak (0-3-3) from 4/9-4/13, his fifth three-game point streak of the season...Had 11 multi-point games...Recorded two shootout-clinching goals...Made Slovakia's Olympic Team and tied for second on the



2015-16 DETROIT RED WINGS



21 TOMAS TATAR continued

postseason...Skated in 61 games with the Grand Rapids Griffins...Ranked among team leaders with 23 goals (T2nd), 26 assists (4th), 49 points (2nd) and seven power-play goals (T3rd)...Suited up in all 24 of Grand Rapids' playoff games and helped the team to a Calder Cup championship...Awarded Jack A. Butterfield Trophy as postseason MVP...Set a franchise record for goals in a playoff year with 16...Led the Griffins with 21 points (16-5-21)...Recorded five goals during the Calder Cup Finals.

2011-12: Appeared in 76 games for Grand Rapids...Recalled to Detroit three times during the season but did not appear in any NHL games...Tied for the Griffins team lead with a career-high 58 points (24-34-58)...Tied a career high and led Grand Rapids with 24 goals and set a new career high and ranked fifth on the team with 34 assists...Paced all Grand Rapids players with 224 shots on goal...Registered a +4 rating and tied a career-high with 45 PIM...Tallied three power-play goals...Played for Slovakia at the 2012 IIHF World Championships...Registered five points (2-3-5) in 10 games...Finished World Championships with a +1 rating, 18 shots on goal and averaged 13:59 TOI per game.

2010-11: Skated in nine games for Detroit...Made his NHL debut and registered his first career goal on his first shot, 12/31 vs. NY Islanders...Finished season with one point (1-0-1) in nine games for the Red Wings...Appeared in 70 games for Grand Rapids...Finished second on the team with 57 points (24-33-57)...Placed among the Griffins'

club in two points (1-1-2) in four games...Also represented his country at the IIHF World Championship in Minsk, Belarus, and placed second with eight points (4-4-8) in seven games.

2012-13: Appeared in 18 games for Detroit...Registered seven points (4-3-7), a +2 rating and four PIM...Averaged 11:22 TOI...Recorded his first NHL assist on 2/7 vs. Calgary...Notched his first multi-point game with two points (1-1-2) on 2/15 vs. Anaheim...Scored in back-to-back games for the first time from 2/13-2/15...Did not see action in the

CAREER HIGHLIGHTS

FIRSTS

FIRST GP:.....12/31/2010 DET 3 VS NYI 4
 FIRST GOAL:.....12/31/2010 DET 3 VS NYI 4
 FIRST ASST:.....02/07/2013 DET 5 AT STL 1

MOSTS:

GOALS: 2 (6X).....01/17/2015 DET 5 VS NSH 2
 ASSISTS: 2 (6X).....03/08/2015 DET 3 AT BOS 5
 POINTS: 3 (2X).....02/07/2015 DET 3 AT ARI 1 (1G-2A)

MOST RECENTLY

SOG: 6 (6X).....01/06/2015 DET 4 AT EDM 2
 PIM: 4 (3X).....03/22/2015 DET 2 VS STL 1
 HAT TRICKS: 0
 MULTI-PT GAMES: 24...03/29/2015 DET 4 AT NYI 5 (1G-1A)

LONGEST PERSONAL STREAKS:

GOALS: 4 (1X).....01/13/2015 01/18/2015 (5G)
 ASSISTS: 3 (1X).....04/09/2014 04/13/2014 (3A)
 PTS: 6 (1X).....11/14/2014 11/24/2014 (5G-3A)

CAREER STATS

REGULAR SEASON

PLAYOFFS (BOLD)

SEASON	CLUB	LEAGUE	GP	G	A	P	PM	GP	G	A	P	PM
2010-11	DETROIT	NHL	9	1	0	1	0	0	0	0	0	0
2012-13	DETROIT	NHL	18	4	3	7	4	0	0	0	0	0
2013-14	DETROIT	NHL	73	19	20	39	30	5	0	0	0	8
2014-15	DETROIT	NHL	82	29	27	56	28	7	3	1	4	2
DETROIT TOTALS			182	53	50	103	62	12	3	1	4	10
NHL TOTALS			182	53	50	103	62	12	3	1	4	10



2015-16 DETROIT RED WINGS

21 TOMAS TATAR continued



team leaders with 24 goals (tied 2nd), 33 assists (2nd), a +14 rating (3rd), six power-play goals (tied 3rd) and five game-winning goals (1st)...Set a Grand Rapids franchise record recording seven points (2-5-7) in one game on 11/27 at Chicago, becoming the first AHL player to collect seven points in one game since 11/4...Also set a franchise record that same night with a +7 rating while tying marks for assists in a game (5), points in a period (4 in the second period) and assists in a period (3 in the second period).

2009-10: Played in 58 games for Grand Rapids...AHL's youngest player in 2009-10...Became the first Red Wings draft pick to begin the season in Grand Rapids the same year he was drafted...Registered 32 points (16-16-32) to lead all Grand Rapids rookies in scoring...Tied for fifth on the squad with 16 goals and third with three game-winning goals...Registered his first AHL point (assist) in his AHL debut on 10/18 at San Antonio...Scored his first AHL goal on 10/29 vs. Houston...Season-high five-game point streak 11/20-11/28 (4-5-9 during streak)...Recorded his first career two-goal game 4/2 at Abbotsford...Played for Slovakia at the World Junior Championship in Saskatoon, SK, registering five points (3-2-5) in six games...Made his debut with Slovakia's World Championship team and registered two goals (2-0-2) in six games.


2008-09: Appeared in 48 games for Zvolen (Slovakia's ExtraLiga)...Finished the season with 15 points (7-8-15)...Skated in 13 playoff games, finishing with eight points (5-3-8)...Led Slovakia to a fourth-place finish at the World Junior Championship, leading his team and tying for fourth overall in the tournament with 11 points (7-4-11) in seven games.

PERSONAL

Tomas returns to his hometown in Slovakia during the offseason...Founded "Tatar's Totes" in 2014-15 and donates \$100 per point this season to the Gleaners Community Food Bank's Backpack Program, which sends a bag with six meals home to hungry elementary students...Volunteered for each of the last two MI Wings Community Tours, visiting the Michigan National Guard Joint Forces Headquarters in Lansing, Mich., signing autographs and meeting National Guard members from the Lansing area, and packing meals for Kids' Food Basket in Grand Rapids, Mich., to help attack childhood hunger through the Sack Supper program in September 2014 and visiting the United States Coast Guard in Detroit and meeting pediatric patients at Helen DeVos Children's hospital in September 2015...His hockey idols as a youth were Steve Yzerman and Pavel Bure..



2015-16 DETROIT RED WINGS



40 HENRIK ZETTERBERG

5-11, 197 lbs., Center, Shoots Left
Born: Njurunda, Sweden – October 9, 1980
Last Amateur Club: Timra IK (Sweden)

BECAME A RED WING: Seventh round (210th overall) in the 1999 NHL Entry Draft.

CAREER STATS VS. NHL

TEAM	GP	G	A	PTS	PIM
ANA	37	17	21	38	24
ARI	41	17	32	49	16
BOS	17	6	8	14	4
BUF	16	5	9	14	8
CGY	40	16	15	31	10
CAR	13	10	7	17	4
CHI	54	19	32	51	24
COL	37	8	21	29	6
CBJ	59	17	31	48	45
DAL	39	11	33	44	20
DET	0	0	0	0	0
EDM	41	9	30	39	18
FLA	14	3	8	11	4
L.A.	39	17	20	37	20
MIN	38	15	23	38	12
MTL	13	3	8	11	2
NSH	59	18	32	50	22
NJ	13	2	8	10	6
NYI	13	2	5	7	2
NYR	12	2	6	8	4
OTT	16	4	14	18	4
PHI	13	10	8	18	4
PIT	14	9	9	18	6
STL	61	25	41	66	24
SJ	40	17	19	36	16
TB	15	3	5	8	6
TOR	14	7	9	16	4
VAN	41	13	18	31	12
WSH	14	5	6	11	8
WPG	13	6	12	18	6
TOTAL	836	296	490	786	341

CAREER

Entering his 13th NHL season, all with Detroit... Won his first Stanley Cup championship in 2008... Won the 2008 Conn Smythe Trophy as playoff MVP ... Named a Second Team NHL All-Star in 2008... Finalist for the 2008 Selke Trophy (best defensive forward)... Member of the 2002-03 NHL All-Rookie Team... Runner-up for the 2003 Calder Trophy as the NHL's Rookie of the Year... Has 196 career multi-point games... Signed a 12-year contract with Detroit on January 28, 2009, the longest deal in club history... Won a Gold Medal with Sweden at the 2006 Olympic Winter Games... Viking Award winner (best Swede playing in North America) in 2007 and 2008... Swedish Elite League Rookie of the Year in 2000-01... Represented Sweden at the 2002, 2006 (gold), 2010 and 2014 (silver) Winter Olympic Games... Played for Sweden at the 2001 (bronze), 2002 (bronze), 2003 (silver), 2005, 2006 (gold) and 2012 IIHF World Championships... Named 36th captain in team history on January 15, 2013... Won the 2013 NHL Foundation Player Award (community service) and the 2015 King Clancy Memorial Award.

BY SEASON

2014-15: Paced Detroit in scoring with 66 points (17-49-66) in 77 games... Ranked among the NHL's best in several statistical categories, tying for seventh with 49 assists, for 23rd with 66 points and for 12th with 28 power-play points... Also ranked among Red Wings leaders with 77 games played (9th), 17 goals (4th), 66 assists (1st), 28 power-play points (1st), one overtime goal (T2nd), 227 shots (1st), 19:06 TOI (5th overall/1st forwards), 37 takeaways (2nd) and a 50.9 faceoff percentage (5th)... Surpassed both Norm Ullman and Ted Lindsay on Detroit's franchise scoring leaderboard to take seventh place in Red Wings history... Picked up nine points (3-6-9) during a four-game point streak from 10/17-10/23... Matched a career best with four assists on 10/17 at Toronto... Notched his 450th NHL assist on 10/29 at Washington... Set a career high with 11 shots on goal on 12/2 vs. Florida... Reached 750 career points on 12/23 vs. Buffalo... Skated in his 800th NHL game on 1/7 at Calgary... Recorded his sixth career hat trick during a four-point game on 1/18 vs. Buffalo... Picked up three assists in seven postseason games... Won the King Clancy Memorial Trophy as the NHL player who best exemplifies leadership qualities on and off the ice and who has made a significant humanitarian contribution to his community.

2013-14: Limited to a career-low 45 games played due to a back injury... Still ranked among Red Wings leaders with 16 goals (T5th), 20 assists (5th), 48 points (T4th), a +19 rating (1st), 151 shots (3rd) and 17 power-play points (T3rd)... Won 53% of his faceoffs, ranking second on the team... Led all Detroit forwards in ice time with an average of 20:33... Recorded five goals over a five-game stretch from 10/4-10/15... Racked up 10 shots on goal on 10/4 at Carolina, the individual game total for Detroit for the season... Picked up eight points (4-4-8) during a five-game point streak from 10/12-10/19... Logged a season-high six-game point streak from 11/1-11/12, tallying nine points (4-5-9)... Registered his 700th NHL point on 11/24 at Buffalo... Recorded a season-high three points on five occasions and logged three separate three-assist games (11/21 vs. Carolina, 1/22 vs. Chicago and 2/2 at



2015-16 DETROIT RED WINGS



40 HENRIK ZETTERBERG continued

he suffered a back injury while captaining Sweden at the 2014 Winter Olympics...Returned for two playoff games against Boston, picking up two points (1-1-2) during the team's Game 5 loss.

2012-13: Appeared in 46 games for Detroit in his first season as captain...Missed two games with a groin injury... Ranked second on the team with 48 points (11-37-48)... Finished among team leaders with 37 assists (1st), four power-play goals (4th), two shorthanded goals (1st), five game-winning goals (2nd) and 29 takeaways (2nd)...Led the team with 173 shots, marking the seventh time he has had at least a share of the team lead in shots...Held without a shot in only two games...Tied for 13th in the NHL in scoring...Ranked sixth in the league in shots...Led Detroit forwards and ranked 15th among NHL forwards with 20:31 TOI...Skated in his 700th NHL game on 3/24 at Anaheim... Recorded his 400th NHL assist on 4/11 vs. San Jose...Tied a career high with five points, including his fifth career hat trick (3-2-5) on 2/1 vs. St. Louis...Owned a season-best six-game point streak (5-7-12 from 1/21-2/1)...Registered 14 multi-point games...Posted four multi-point games over the final four games of the season (2-8-10 from 4/22-4/27)...Appeared in all 14 postseason games...Led the team and tied for 14th in the NHL with 12 playoff points (4-8-12)...Recorded three multi-point games in the final three games of the WCQ against Anaheim (3-4-7 from 5/8-

Washington...Had at least one shot on goal in all but two games (1/20 vs. St. Louis and 2/8 at Tampa Bay...Made his final regular season appearance on 2/8 at Tampa Bay, as

CAREER HIGHLIGHTS

FIRSTS

FIRST GP:.....10/10/2002 DET 6 AT SJ 3
 FIRST ASST:.....10/10/2002 DET 6 AT SJ 3
 FIRST GOAL:.....10/13/2002 DET 4 AT ANA 2

SOG: 11 (1X).....12/02/2014 DET 3 VS FLA 4
 PIM: 15 (1X).....01/21/2012 DET 3 VS CBJ 2
 HAT TRICKS: 6.....01/18/2015 DET 6 VS BUF 4 (3G)
 MULTI-PT GAMES: 196...04/09/2015 DET 3 AT MTL 4 (0G-2A)

MOSTS:

GOALS: 3 (6X).....01/18/2015 DET 6 VS BUF 4
 ASSISTS: 4 (4X).....10/17/2014 DET 4 AT TOR 1
 POINTS: 5 (2X).....02/01/2013 DET 5 VS STL 3 (3G-2A)

MOST RECENTLY

LONGEST PERSONAL STREAKS:

GOALS: 6 (1X).....10/10/2007 10/20/2007 (6G)
 ASSISTS: 6 (3X).....01/21/2013 02/01/2013 (7A)
 PTS: 24 (1X).....02/11/2007 11/11/2007 (22G-21A)

CAREER STATS

REGULAR SEASON

PLAYOFFS (BOLD)

SEASON	CLUB	LEAGUE	GP	G	A	P	PM	GP	G	A	P	PM
2002-03	DETROIT	NHL	79	22	22	44	8	4	1	0	1	0
2003-04	DETROIT	NHL	61	15	28	43	14	12	2	2	4	4
2005-06	DETROIT	NHL	77	39	46	85	30	6	6	0	6	2
2006-07	DETROIT	NHL	63	33	35	68	36	18	6	8	14	12
2007-08	DETROIT	NHL	75	43	49	92	34	22	13	14	27	16
2008-09	DETROIT	NHL	77	31	42	73	36	23	11	13	24	13
2009-10	DETROIT	NHL	74	23	47	70	26	12	7	8	15	6
2010-11	DETROIT	NHL	80	24	56	80	40	7	3	5	8	2
2011-12	DETROIT	NHL	82	22	47	69	47	5	2	1	3	4
2012-13	DETROIT	NHL	46	11	37	48	18	14	4	8	12	8
2013-14	DETROIT	NHL	45	16	32	48	20	2	1	1	2	0
2014-15	DETROIT	NHL	77	17	49	66	32	7	0	3	3	8
DETROIT TOTALS			836	296	490	786	341	132	56	63	119	75
NHL TOTALS			836	296	490	786	341	132	56	63	119	75



2015-16 DETROIT RED WINGS

40 HENRIK ZETTERBERG continued

5/12)...Notched an overtime-winning goal in Game 6 of the WCQ vs. Anaheim...Averaged 19:58 TOI in the postseason... Also appeared in 23 games with EV Zug (Switzerland)... Finished fourth on Zug with 32 points (16-16-32).

2011-12: Skated in all 82 games for Detroit, a new career-high and one of two Red Wings players to do so (Kronwall)...Led the team with 69 points (22-47-69)... His 47 assists ranked second on the team (Datsyuk-48)... Led Detroit with 267 shots on goal, the sixth consecutive season he has led or tied for the team lead in SOG...Led all Detroit forwards averaging 19:50 TOI per game...Registered 14 multi-point games...Appeared in his 600th career game 11/11 vs. Edmonton...Collected his 600th career point (assist) 2/17 vs. Nashville...Tied a career high with four assists on 3/26 vs. Columbus...Notched three power-play goals and four game-winning goals...Won 49.1% of his 1,115 face-offs taken (548W-567L)...Recorded three or more points in seven games...Registered a career-high 47 PIM...Appeared in all five postseason games for Detroit... Tied for team lead (Datsyuk) with three playoff points (2-1-3)...Tied for team lead (Hudler) with two postseason goals and led team with two power-play goals...Fired a team-high 23 shots on goal in Round One vs. Nashville... Led all Detroit forwards and ranked second on the team (Lidstrom) averaging 23:05 TOI in the playoffs...Notched his 50th career postseason goal and collected his 100th career playoff point in Game One vs. the Predators.

2010-11: Appeared in 80 games for Detroit...Missed final two games of regular season with a knee injury...Led the Red Wings with 80 points (24-56-80), the third time in his career he reached the 80-point plateau...Set a new career high with 56 assists...Tied for the team lead with 10 power-play goals...Fired a team-high 306 shots on goal, his fourth consecutive season of 300-or-more...Notched three game-winning goals (11/8 vs. Phoenix, 12/22 vs. Vancouver, 3/16 vs. Washington)...Tied a career high with four assists 12/15 vs. St. Louis...Registered 40 PIM and was -1 on the season...Averaged 19:35 of ice time per game in the regular season...Registered his 500th career point (assist) on 12/3 at Anaheim...Picked up his 300th career assist on 1/7 at Calgary...Won 52.4% of his team-high 984 face-offs taken...Appeared in seven postseason games for Detroit...Missed entire first round vs. Phoenix with a knee injury...Registered eight points (3-5-8) and was +6 in second round vs. San Jose...Led Detroit forwards, averaging 21:59 of ice time per game in the postseason...Six-game point streak from Round Two Game Two through Round Two Game Seven vs. San Jose (3-5-8 during streak).

2009-10: Appeared in 74 games for the Wings...Missed eight games with a shoulder injury from 12/19-1/5...Tied for team lead with 70 points (Datsyuk)...Scored his 200th

career goal on 3/3 vs. Vancouver...Played in the 500th game of his career on 3/30 vs. Edmonton...Notched a career-high five points (3-2-5) on Nov. 14 vs. Anaheim...Named the NHL's first star of the week for the week ending Nov. 15... Third on Detroit with 23 goals...Led Detroit with 47 assists... Scored three power-play goals and led the Red Wings with six game-winning goals...Fired a team high 309 shots on goal...Averaged 20:04 of ice time per game in the regular season, second among Detroit forwards...Played in all 12 postseason games...Finished second on team with 15 postseason points (Franzen-18)...Led Detroit with 7 postseason goals and a +11 rating...Scored two power-play goals and two game-winning goals during the postseason... Averaged 20:25 of ice time per game in the postseason... Finished second on team with 45 postseason shots on goal (Franzen-48)...Registered six multi-point games in the playoffs...Four-game point streak from Round One Game Two through Game Five (6-2-8 during streak)...Tallied a hat trick in Round One Game Two at Phoenix.

2008-09: Appeared in 77 games for Detroit...Missed five games due to injury (3 - back, 2 - groin)...Finished second on Detroit with 73 points (31-42-73)...Tied a career high with 36 PIM...Led team and finished fifth in NHL with 309 shots on goal...Led Detroit with 12 power-play goals...Led all Red Wings forwards with 19:52 of ice time per game in regular season...Led Detroit with two shorthanded goals... Recorded 30 power-play points (12-18-30)...Recorded 17 multi-point games...Recorded a career-high four assists on 3/20 at Atlanta...Recorded his 200th career assist 1/1 at Chicago...Played in his 400th career game 1/28 at Columbus...Recorded his 400th career point 3/29 vs. Nashville...Named a 2009 Second Team All-Star...Signed a new 12-year contract with Detroit on January 28... Appeared in all 23 postseason games...Led Detroit for second straight postseason and finished third in NHL with 24 points (11-13-24)...Finished second on team with a +13 postseason rating (Cleary +17)...Tied for team lead with four postseason power-play goals (Franzen)...Led Detroit forwards averaging 22:09 of ice time in postseason... Recorded an eight game point streak from Round Two Game One vs. Anaheim through Round Three Game One vs. Chicago (4-8-12 during streak).

2007-08: Appeared in 75 games...Missed seven games with back spasms (12/22-12/31; 1/22-1/23)...Established career highs in goals (43), assists (49) and points (92)...Set a franchise record for longest point streak to start a season, registering at least one point in first 17 games (13-14-27 from 10/3-11/11)...Earned the NHL's No. 1 Star for October (10-12-22 in 13 games)...Finished second in NHL with 358 shots on goal (Ovechkin - 446)...Registered two hat tricks (12/7 vs. Minnesota and 3/19 vs. Columbus)...Recorded



2015-16 DETROIT RED WINGS

40 HENRIK ZETTERBERG continued



at least one point in 61 of 75 games played...Finalist for the Selke Trophy as NHL's best defensive forward (won by Datsyuk)...Appeared in all 22 postseason games... Set a new franchise record and tied for NHL postseason lead with 27 points (Crosby)...Set a new franchise record along with teammate Johan Franzen for most goals in one postseason (13)...Established a new career postseason high with 14 assists...Tied for NHL's postseason lead with a +16 rating (Kronwall)...Led NHL with 116 postseason shots on goal...Recorded a nine-game postseason point streak from Round 1 Game 6 vs. Nashville through Round 3 Game 4 vs. Dallas (8-8-16 during streak)...Finished second on team with four postseason game-winning goals (Franzen - 5)...Scored the Stanley Cup-clinching game-winning goal in Game 6 of the SCF at Pittsburgh...Won 2008 Conn Smythe Trophy as the playoff MVP...Won his first Stanley Cup championship.

2006-07: Played in 63 games and missed the final 19 games of the season with an inflamed disc in his back... Recorded his 100th NHL assist on 11/24 vs. St. Louis... Recorded an eight-game point streak from 12/20-1/4 (4-5-9)...Tallied his 200th NHL point with an assist on 1/4 vs. San Jose...Scored game-winning overtime goal on 1/30 at NY Islanders...Tied a career high for points (4) and assists (3) on 2/4 vs. St. Louis...Scored his 99th and 100th NHL goals on 2/7 vs. Phoenix...Named the NHL's First Star in consecutive weeks (2/11 and 2/18)...Registered 28 points (14-14-28) during a 13-game stretch from 1/28-2/24... Registered the first hat trick of his NHL career 2/17 at Phoenix and tied a Red Wings' record for power play goals

in a single game (3)...Thirteen goals in February were one shy of tying the franchise record for goals in the month of February (Shanahan)...Six multiple-goals games tied Holmstrom for the team lead...Posted the longest home-scoring streak in the NHL in 2006-07, tallying a point in 16 consecutive home games from 12/9-2/23 (15-15-30p)...Ten game-winning goals tied for the most in the NHL (Selanne and Heatley)...Enjoyed a break-out postseason, establishing then playoff career-highs in games played (18), assists (8) and points (14) as well as tying a then career-high for goals (6)...Finished third on Detroit in playoff scoring and 11th in the NHL.

2005-06: Set then career highs in goals (39), assists (46) and points (85)...Ranked second on Detroit in scoring, behind Datsyuk...Led Detroit in power-play goals (19)... Ranked 20th in the NHL in scoring...Led Detroit forwards in time on ice per game (18:57)...Six multiple-goal games were tied for the most on the team with Shanahan...Led Red Wings in game-winning goals (9)...Recorded a then career-high three assists 10/9 vs. Calgary...Tallied his 100th career point (goal) 10/24 at Columbus...Posted a career-high five-game goal streak 3/9/06-3/18/06 (6g)... Tallied a career high with four points (2-2-4) 1/12 vs. Philadelphia...Won a gold medal with Sweden at the 2006 Olympic Games...Played all six of Detroit's 2006 playoff games and led the team in goals (6)...Missed four games due to injury (hip, rib).

2004-05: Led the Swedish Elite League in scoring in 2004-05 with 50 points in 50 games...Represented Sweden in the 2005 World Championships (2-4-6 in 9 games)



2015-16 DETROIT RED WINGS

40 HENRIK ZETTERBERG continued



2003-04: Appeared in 61 games setting then career highs in assists (28) and plus/minus (+15)...Also scored a then career-best seven power-play goals...Recorded second career shorthanded goal 10/18 at Pittsburgh (M. A. Fleury)...Missed 21 games with a leg injury (11/4-12/15)... Had three points (1-2-3) first game back in lineup 12/17 vs. San Jose...Recorded two assists in his next game 12/19 vs. Chicago...Posted two game-winning goals (12/31 vs. Atlanta and 2/20 vs. St. Louis)...Recorded two goals three times and posted points in 30 of 61 games played...Played all 12 of Detroit's 2004 playoff games scoring two goals and two assists finishing postseason "even".

2002-03: Runner up for NHL's Calder Trophy...Led all rookies in goals (22) and points (44)...Finished tied for third among rookies in assists (22)...Recorded first point in NHL debut 10/10 at San Jose with an assist on Sergei Fedorov's game-winning goal...First NHL goal came two games later 10/13 at Anaheim on the power play (J.S. Giguere)...Missed three games (10/25-10/29) due to a groin injury...Posted first career multi-point game with two assists 2/15 at Atlanta... Recorded first two-goal game 2/27 vs. Toronto (Belfour)... Second career two-goal game came just four games later 3/7 (Brathwaite)...Scored five power play goals, placing him tied for second among NHL rookies...His 10 power play points placed him fourth overall among NHL rookies...First career overtime goal was 12/8 vs. St. Louis (Brathwaite)...Recorded a NHL rookie-best shooting percentage of 16.3% with 135 shots on goal...Named NHL Rookie of the Month for February 2003...Named DSHA Red Wings Rookie of the Year for 2003... Played in all four games of Detroit's 2003 first round playoff series with Anaheim, scoring his first career playoff goal 4/16/03 (Giguere) in Game 4.

2001-02: Voted Swedish Elite League's Most Valuable Player, scoring 10 goals and 22 assists in 48 games played...Represented Team Sweden in 2002 Olympics in Salt Lake City, Utah with teammates Nicklas Lidstrom and Tomas Holmstrom...Zetterberg was the only non-NHL player on the entire Swedish roster...Appeared in four Olympic hockey games, scoring one assist...His #20 worn while playing in the Swedish Elite League was retired in April 2002...That's only the second number retired in the history of the Timra IK hockey club...The first number retired belonged to Lennart Svedberg, who played for Timra during the 1960s.

PERSONAL

Henrik and his wife, Emma, split their summers between Sweden and Metro Detroit and recently welcomed their first child, a son named Love...Henrik and Emma host 16 guests from Metro Detroit area organizations such as VIP Mentoring, Orchards Children's Services, Big Brothers Big Sisters and several local children's hospitals in their Zetterberg Foundation Suite at every Red Wings home game...Henrik is also the team spokesperson for the Detroit Red Wings Annual Smoke Detector Collection initiative and, with the help of local fire departments, he distributes all smoke detectors collected to families in need across Metro Detroit during National Fire Prevention Week...Henrik supports the Make-A-Wish Foundation, hosting children at practices each season and was instrumental in the Red Wings organization winning the 2011 Chris Greicius Celebrity Award from the Make-A-Wish Foundation of America...Henrik won the 2013 NHL Foundation Award for his efforts in the community.





THE 97.1 FM
TICKET

DETROIT SPORTS TALK ALL DAY

RED WINGS
RADIO

YOUR HOME FOR
RED WINGS HOCKEY

971THETICKET.COM

BLASHILL TABBED AS NEW RED WINGS HEAD COACH



IT'S OFFICIAL: On June 9, the Red Wings officially introduced Jeff Blashill as the 27th head coach in franchise history. The first Michigan native to lead the club, Blashill spent the 2011-12 season as an assistant coach before serving as the head coach of the American Hockey League's Grand Rapids Griffins for three seasons. Twenty-four players who skated for the Griffins during his tenure went on to play at least one NHL game, including 13 players who skated for Detroit in 2014-15 after winning the Calder Cup with the Griffins as champions of the AHL in 2012-13.

2015-16 DETROIT RED WINGS PROSPECTS




ANDREAS ATHANASIOU • CENTER

BORN AUGUST 6, 1994 – WOODBRIDGE, ONTARIO

HEIGHT 6.02 – WEIGHT 200 – SHOOTS LEFT

Selected by Detroit in the fourth round (110th overall) of the 2012 NHL Entry Draft

Season	Team	Lge	REGULAR SEASON					PLAYOFFS				
			GP	G	A	Pts	PIM	GP	G	A	Pts	PIM
2009-10	Toronto Titans	GTMMHL	56	24	34	58	32	--	--	--	--	--
2010-11	London Knights	OHL	57	11	11	22	21	6	0	0	0	0
2011-12	London Knights	OHL	63	22	15	37	22	11	1	4	5	0
2012-13	Barrie Colts	OHL	66	29	38	67	30	22	12	13	25	11
2013-14	Barrie Colts	OHL	66	49	46	95	52	11	3	9	12	2
	Grand Rapids Griffins	AHL	2	1	2	3	0	6	0	1	1	6
2014-15	Grand Rapids Griffins	AHL	55	16	16	32	25	16	5	4	9	6
PRO TOTALS			57	17	18	35	25	22	5	5	10	12



LOUIS-MARC AUBRY • CENTER

BORN NOVEMBER 11, 1991 – ARTHABASKA, QUEBEC

HEIGHT 6.04 – WEIGHT 208 – SHOOTS LEFT

Selected by Detroit in the third round (81st overall) of the 2010 NHL Entry Draft

Season	Team	Lge	REGULAR SEASON					PLAYOFFS				
			GP	G	A	Pts	PIM	GP	G	A	Pts	PIM
2009-10	Toronto Titans	GTMMHL	56	24	34	58	32	--	--	--	--	--
2006-07	Trois-Rivieres Estacades	QMAAA	41	7	10	17	69	8	2	2	4	18
2007-08	Trois-Rivieres Estacades	QMAAA	20	9	20	29	30	7	1	1	2	20
2008-09	Montreal Juniors	QMJHL	65	10	12	22	53	--	--	--	--	--
2009-10	Montreal Juniors	QMJHL	66	15	18	33	69	7	1	1	2	6
2010-11	Montreal Juniors	QMJHL	35	13	12	25	26	10	5	1	6	2
2011-12	Grand Rapids Griffins	AHL	62	5	11	16	39	--	--	--	--	--
2012-13	Grand Rapids Griffins	AHL	64	4	8	12	60	14	0	1	1	0
2013-14	Grand Rapids Griffins	AHL	38	2	2	4	16	--	--	--	--	--
	Toledo Walleye	ECHL	18	7	8	15	10	--	--	--	--	--
2014-15	Grand Rapids Griffins	ECHL	67	5	11	16	52	16	3	0	3	16
PRO TOTALS			249	23	40	63	177	30	3	1	4	16



TYLER BERTUZZI • LEFT WING

BORN FEBRUARY 24, 1995 – SUDBURY, ONTARIO

HEIGHT 6.01 – WEIGHT 187 – SHOOTS LEFT

Selected by Detroit in the second round (58th overall) of the 2013 NHL Entry Draft

Season	Team	Lge	REGULAR SEASON					PLAYOFFS				
			GP	G	A	Pts	PIM	GP	G	A	Pts	PIM
2010-11	Sudbury Wolves AAA	NDMHL	26	18	36	54	26	--	--	--	--	--
	Nickel Capital Wolves	GNML	3	1	1	2	12	2	0	0	0	12
2011-12	Guelph Storm	OHL	61	6	11	17	117	6	0	2	2	7
2012-13	Guelph Storm	OHL	43	13	9	22	68	5	0	0	0	14
2013-14	Guelph Storm	OHL	29	10	25	35	49	18	10	7	17	24
2014-15	Guelph Storm	OHL	68	43	55	98	91	9	6	2	8	10
	Grand Rapids Griffins	AHL	2	1	0	1	0	14	7	5	12	10
PRO TOTALS			2	1	0	1	0	14	7	5	12	10



2015-16 DETROIT RED WINGS PROSPECTS



MITCH CALLAHAN • RIGHT WING

BORN AUGUST 17, 1991 – WHITTIER, CALIFORNIA

HEIGHT 6.00 – WEIGHT 196 – SHOOTS RIGHT

Selected by Detroit in the sixth round (180th overall) of the 2009 NHL Entry Draft

Season	Team	Lge	REGULAR SEASON					PLAYOFFS				
			GP	G	A	Pts	PIM	GP	G	A	Pts	PIM
2007-08	Los Angeles Jr. Kings	Minor-CA	52	32	37	69	62	--	--	--	--	--
2008-09	Kelowna Rockets	WHL	70	14	13	27	188	22	1	3	4	43
2009-10	Kelowna Rockets	WHL	72	20	27	47	165	12	2	4	6	10
2010-11	Kelowna Rockets	WHL	62	23	31	54	87	10	5	4	9	17
2011-12	Grand Rapids Griffins	AHL	48	6	3	9	103	--	--	--	--	--
2012-13	Grand Rapids Griffins	AHL	71	11	9	20	93	24	6	5	11	33
2013-14	Grand Rapids Griffins	AHL	70	26	18	44	51	8	1	4	5	6
	Detroit Red Wings	NHL	1	0	0	0	0	--	--	--	--	--
2014-15	Grand Rapids Griffins	AHL	48	16	22	38	24	--	--	--	--	--
NHL TOTALS			1	0	0	0	0	0	0	0	0	0
PRO TOTALS			238	59	52	111	271	32	7	9	16	39



COLIN CAMPBELL • RIGHT WING

BORN APRIL 17, 1991 – PICKERING, ONTARIO

HEIGHT 6.01 – WEIGHT 207 – SHOOTS RIGHT

Signed by Detroit to an entry-level contract on March 17, 2014

Season	Team	Lge	REGULAR SEASON					PLAYOFFS				
			GP	G	A	Pts	PIM	GP	G	A	Pts	PIM
2006-07	Toronto Red Wings	GTMMHL	42	9	12	21	38	--	--	--	--	--
2007-08	Pickering Panthers	OPJHL	1	0	0	0	2	--	--	--	--	--
2008-09	Vaughan Vipers	OJHL	47	24	42	66	39	9	7	2	9	0
2009-10	Vaughan Vipers	OJHL	46	32	44	76	55	5	3	2	5	6
2010-11	Lake Superior St. Lakers	CCHA	37	4	3	7	12	--	--	--	--	--
2011-12	Lake Superior St. Lakers	CCHA	37	9	16	25	22	--	--	--	--	--
2012-13	Lake Superior St. Lakers	CCHA	9	0	3	3	4	--	--	--	--	--
2013-14	Lake Superior St. Lakers	WCHA	36	14	15	29	26	--	--	--	--	--
	Grand Rapids Griffins	AHL	13	1	0	1	5	3	0	0	0	2
2014-15	Grand Rapids Griffins	AHL	44	2	3	5	29	7	0	1	1	2
PRO TOTALS			57	3	3	6	34	10	0	1	1	4



JARED COREAU • GOALTENDER

BORN NOVEMBER 5, 1991 – PERTH, ONTARIO

HEIGHT 6.06 – WEIGHT 235 – CATCHES LEFT

Signed by Detroit to an entry-level contract on April 3, 2013

Season	Team	League	REGULAR SEASON					PLAYOFFS					
			GP	W	L	T/SOL	GAA	SO	GP	W	L	GAA	SO
2008-09	Peterborough Stars	OJHL	12	8	1	1	2.16	0	2	0	0	0.00	0
2009-10	Lincoln Stars	USHL	38	7	22	4	3.62	1	--	--	--	--	--
2010-11	Northern Mich. Wildcats	CCHA	15	5	5	2	3.71	0	--	--	--	--	--
2011-12	Northern Mich. Wildcats	CCHA	23	12	7	2	2.22	1	--	--	--	--	--
2012-13	Northern Mich. Wildcats	CCHA	38	15	19	4	2.70	1	--	--	--	--	--
2013-14	Grand Rapids Griffins	AHL	5	0	4	0	4.39	0	--	--	--	--	--
	Toledo Walleye	ECHL	20	1	12	6	4.03	0	--	--	--	--	--
2014-15	Toledo Walleye	ECHL	8	5	2	0	3.01	0	--	--	--	--	--
	Grand Rapids Griffins	AHL	25	16	8	1	2.20	3	1	0	1	3.10	0
PRO TOTALS			58	22	26	7	3.09	3	1	0	1	3.10	0



2015-16 DETROIT RED WINGS PROSPECTS



LANDON FERRARO • CENTER

BORN AUGUST 8, 1991 – TRAIL, BRITISH COLUMBIA
HEIGHT 6.00 – WEIGHT 186 – SHOOTS LEFT

Selected by Detroit in the second round (32nd overall) of the 2009 NHL Entry Draft

Season	Team	Lge	REGULAR SEASON					PLAYOFFS				
			GP	G	A	Pts	PIM	GP	G	A	Pts	PIM
2006-07	Vancouver NW Giants	BCMML	25	21	13	34	77	--	--	--	--	--
	Red Deer Rebels	WHL	4	0	0	0	0	1	0	0	0	0
2007-08	Red Deer Rebels	WHL	54	13	11	24	65	--	--	--	--	--
2008-09	Red Deer Rebels	WHL	68	37	18	55	99	--	--	--	--	--
2009-10	Red Deer Rebels	WHL	53	16	30	46	55	3	0	0	0	2
	Grand Rapids Griffins	AHL	2	0	0	0	0	--	--	--	--	--
2010-11	Everett Silvertips	WHL	41	10	17	27	51	4	0	3	3	13
2011-12	Grand Rapids Griffins	AHL	56	9	11	20	47	--	--	--	--	--
2012-13	Grand Rapids Griffins	AHL	72	24	23	47	44	25	5	11	16	11
2013-14	Grand Rapids Griffins	AHL	70	15	16	31	52	9	1	2	3	2
	Detroit Red Wings	NHL	4	0	0	0	2	--	--	--	--	--
2014-15	Grand Rapids Griffins	AHL	70	27	15	42	61	--	--	--	--	--
	Detroit Red Wings	NHL	3	1	0	1	0	7	0	0	0	0
NHL TOTALS			7	1	0	1	2	7	0	0	0	0
PRO TOTALS			277	76	65	141	206	40	6	13	19	13



MARTIN FRK • RIGHT WING

BORN OCTOBER 5, 1993 – PELHRIMOV, CZECH REPUBLIC
HEIGHT 6.01 – WEIGHT 194 – SHOOTS RIGHT

Selected by Detroit in the second round (49th overall) of the 2012 NHL Entry Draft

Season	Team	Lge	REGULAR SEASON					PLAYOFFS				
			GP	G	A	Pts	PIM	GP	G	A	Pts	PIM
2006-07	HC Karlovy Vary	CzR-U17	5	0	1	1	0	--	--	--	--	--
2007-08	HC Karlovy Vary	CzR-U17	44	25	17	42	56	2	1	0	1	4
2008-09	HC Karlovy Vary	CzR-U17	22	26	12	38	85	--	--	--	--	--
	HC Karlovy Vary	CzR-U20	16	8	12	20	6	--	--	--	--	--
2009-10	HC Karlovy Vary	CzR-U17	8	9	4	13	41	--	--	--	--	--
	HC Karlovy Vary	CzR-U20	41	28	30	58	186	6	2	3	5	4
2010-11	Halifax Mooseheads	QMJHL	62	22	28	50	75	4	0	2	2	8
2011-12	Halifax Mooseheads	QMJHL	34	16	13	29	41	17	5	6	11	26
2012-13	Halifax Mooseheads	QMJHL	56	35	49	84	84	17	13	20	33	32
2013-14	Grand Rapids Griffins	AHL	50	3	9	12	22	4	0	0	0	0
	Toledo Walleye	ECHL	15	5	8	13	10	--	--	--	--	--
2014-15	Grand Rapids Griffins	AHL	32	6	6	12	16	2	0	2	2	0
	Toledo Walleye	ECHL	29	23	15	38	16	14	9	4	13	10
PRO TOTALS			2	1	0	1	0	14	7	5	12	10



JOE HICKETTS • DEFENSE

BORN MAY 4, 1996 – KAMLOOPS, BRITISH COLUMBIA
HEIGHT 5.08 – WEIGHT 175 – SHOOTS LEFT

Signed by Detroit to an entry-level contract on September 24, 2014

Season	Team	Lge	REGULAR SEASON					PLAYOFFS				
			GP	G	A	Pts	PIM	GP	G	A	Pts	PIM
2011-12	Okanagan Academy AAA	OMAHA	51	17	37	54	44	--	--	--	--	--
	Okanagan Academy AAA	CSSHL	12	6	6	12	14	2	0	0	0	0
2012-13	Victoria Royals	WHL	67	6	8	24	45	4	0	1	1	2
2013-14	Victoria Royals	WHL	36	6	18	24	12	9	0	2	2	9
2014-15	Victoria Royals	WHL	62	12	52	64	48	10	0	5	5	10



2015-16 DETROIT RED WINGS PROSPECTS



NICK JENSEN • DEFENSE

BORN SEPTEMBER 21, 1990 – ROGERS, MINNESOTA
HEIGHT 6.00 – WEIGHT 196 – SHOOTS RIGHT

Selected by Detroit in the fifth round (150th overall) of the 2009 NHL Entry Draft

Season	Team	Lge	REGULAR SEASON					PLAYOFFS				
			GP	G	A	Pts	PIM	GP	G	A	Pts	PIM
2006-07	Rogers Royals	High-MN	21	20	17	37	--	--	--	--	--	--
2007-08	Rogers Royals	High-MN	14	14	13	27	--	--	--	--	--	--
2008-09	Green Bay Gamblers	USHL	52	5	17	22	27	7	0	1	1	2
2009-10	Green Bay Gamblers	USHL	53	6	21	27	35	12	2	6	8	6
2010-11	St. Cloud State Huskies	WCHA	38	5	18	23	18	--	--	--	--	--
2011-12	St. Cloud State Huskies	WCHA	39	6	26	32	4	--	--	--	--	--
2012-13	St. Cloud State Huskies	WCHA	41	4	27	31	14	--	--	--	--	--
2013-14	Grand Rapids Griffins	AHL	45	0	9	9	8	10	0	1	1	2
	Toledo Walleye	ECHL	3	0	0	0	0	--	--	--	--	--
2014-15	Grand Rapids Griffins	AHL	75	6	21	27	15	16	0	3	3	4
PRO TOTALS			123	6	30	39	23	26	0	4	4	6




DYLAN LARKIN • CENTER

BORN JULY 30, 1996 – WATERFORD, MICHIGAN
HEIGHT 6.01 – WEIGHT 190 – SHOOTS LEFT

Selected by Detroit in the first round (15th overall) of the 2014 NHL Entry Draft

Season	Team	Lge	REGULAR SEASON					PLAYOFFS				
			GP	G	A	Pts	PIM	GP	G	A	Pts	PIM
2011-12	Belle Tire U16	TIEHL	20	13	7	20	16	--	--	--	--	--
2012-13	U.S. NTDP U17	USHL	37	7	7	14	40	--	--	--	--	--
2013-14	U.S. NTDP U18	USHL	26	17	9	26	24	--	--	--	--	--
2014-15	Michigan Wolverines	B10	35	15	32	47	38	--	--	--	--	--
	Grand Rapids Griffins	AHL	--	--	--	--	--	6	3	2	5	6
PRO TOTALS			0	0	0	0	0	6	3	2	5	6



BRIAN LASHOFF • DEFENSE

BORN JULY 16, 1990 – ALBANY, NEW YORK
HEIGHT 6.03 – WEIGHT 221 – SHOOTS LEFT

Signed by Detroit as a free agent on October 1, 2008

Season	Team	Lge	REGULAR SEASON					PLAYOFFS				
			GP	G	A	Pts	PIM	GP	G	A	Pts	PIM
2006-07	Barrie Colts	OHL	47	2	10	12	20	5	0	1	1	2
2007-08	Barrie Colts	OHL	50	5	15	20	44	8	0	1	1	4
2008-09	Barrie Colts	OHL	25	1	12	13	19	--	--	--	--	--
	Kingston Frontenacs	OHL	35	6	13	19	32	--	--	--	--	--
	Grand Rapids Griffins	AHL	6	1	4	5	0	8	1	4	5	2
2009-10	Kingston Frontenacs	OHL	58	6	21	27	71	7	0	0	0	12
	Grand Rapids Griffins	AHL	6	0	2	2	2	--	--	--	--	--
2010-11	Grand Rapids Griffins	AHL	37	0	3	3	25	--	--	--	--	--
	Toledo Walleye	ECHL	3	0	1	1	0	--	--	--	--	--
2011-12	Grand Rapids Griffins	AHL	76	8	11	19	41	--	--	--	--	--
2012-13	Grand Rapids Griffins	AHL	37	2	4	6	23	18	0	1	1	10
	Detroit Red Wings	NHL	31	1	4	5	15	3	0	0	0	0
2013-14	Detroit Red Wings	NHL	75	1	5	6	36	5	0	0	0	0
2014-15	Detroit Red Wings	NHL	11	0	2	2	6	--	--	--	--	--
	Grand Rapids Griffins	AHL	32	1	6	7	12	16	0	3	3	8
NHL TOTALS			117	2	11	13	57	8	0	0	0	0
PRO TOTALS			314	14	42	56	160	50	1	8	9	20



2015-16 DETROIT RED WINGS PROSPECTS



ANTHONY MANTHA • RIGHT WING

BORN SEPTEMBER 16, 1994 – LONGUEUIL, QUEBEC
HEIGHT 6.05 – WEIGHT 214 – SHOOTS LEFT

Selected by Detroit in the first round (20th overall) of the 2013 NHL Entry Draft

Season	Team	Lge	REGULAR SEASON					PLAYOFFS				
			GP	G	A	Pts	PIM	GP	G	A	Pts	PIM
2010-11	Coll. Charles-Lemoy	QMAAA	37	20	24	44	42	5	2	3	5	2
	Val-d'Or Foreurs	QMJHL	2	0	0	0	0	--	--	--	--	--
2011-12	Val-d'Or Foreurs	QMJHL	63	22	29	51	39	4	2	2	4	6
2012-13	Val-d'Or Foreurs	QMJHL	67	50	39	89	71	9	5	7	12	13
2013-14	Val-d'Or Foreurs	QMJHL	57	57	63	120	75	24	24	14	38	52
2014-15	Grand Rapids Griffins	AHL	62	15	18	33	64	16	2	2	4	16
PRO TOTALS			62	15	18	33	64	16	2	2	4	16



ALEXEY MARCHENKO • DEFENSE

BORN JANUARY 2, 1992 – MOSCOW, RUSSIA
HEIGHT 6.03 – WEIGHT 210 – SHOOTS RIGHT

Selected by Detroit in the seventh round (205th overall) of the 2011 NHL Entry Draft

Season	Team	Lge	REGULAR SEASON					PLAYOFFS				
			GP	G	A	Pts	PIM	GP	G	A	Pts	PIM
2008-09	CSKA Moscow-2	Russia-3	38	3	15	18	40	14	2	3	5	31
2009-10	CSKA Moscow	KHL	10	0	0	0	0	--	--	--	--	--
	CSKA Jr.	MHL	43	11	23	34	59	2	0	0	0	4
2010-11	CSKA Moscow	KHL	22	0	2	2	4	--	--	--	--	--
	CSKA Jr.	MHL	36	5	33	38	28	15	3	8	11	31
2011-12	CSKA Moscow	KHL	6	0	0	0	2	--	--	--	--	--
	CSKA Jr.	MHL	5	2	4	6	10	19	4	14	18	18
2012-13	CSKA Moscow	KHL	44	4	5	9	6	7	0	0	0	0
2013-14	Grand Rapids Griffins	AHL	49	3	15	18	14	--	--	--	--	--
	Detroit Red Wings	NHL	1	0	0	0	2	--	--	--	--	--
2014-15	Grand Rapids Griffins	AHL	51	3	17	20	26	11	0	4	4	2
	Detroit Red Wings	NHL	13	1	1	2	2	3	0	0	0	0
NHL TOTALS			14	1	1	2	4	3	0	0	0	0
PRO TOTALS			196	11	40	51	56	26	0	5	5	6



ADAM MARSH • LEFT WING

BORN AUGUST 22, 1997 – CLARENDON HILLS, ILLINOIS
HEIGHT 6.00 – WEIGHT 161 – SHOOTS LEFT

Selected by Detroit in the seventh round (200th overall) of the 2015 NHL Entry Draft

Season	Team	Lge	REGULAR SEASON					PLAYOFFS				
			GP	G	A	Pts	PIM	GP	G	A	Pts	PIM
2012-13	Chicago Yth Americans	HPHL	23	3	0	3	16	--	--	--	--	--
2013-14	Chicago Yth Americans	HPHL	6	6	2	8	6	--	--	--	--	--
2014-15	Saint John Sea Dogs	QMJHL	60	24	20	44	57	--	--	--	--	--



2015-16 DETROIT RED WINGS PROSPECTS



TOM MCCOLLUM • GOALTENDER

BORN DECEMBER 7, 1989 – SANBORN, NEW YORK
HEIGHT 6.02 – WEIGHT 210 – CATCHES LEFT

Selected by Detroit in the first round (30th overall) of the 2008 NHL Entry Draft

Season	Team	REGULAR SEASON						PLAYOFFS					
		League	GP	W	L	T/SOL	GAA	SO	GP	W	L	GAA	SO
2005-06	Wheatfield Blades	EmJHL	24	2	19	3	4.52	1	--	--	--	--	--
2006-07	Guelph Storm	OHL	55	26	18	10	2.39	5	4	0	4	4.38	0
2007-08	Guelph Storm	OHL	51	25	17	6	2.50	4	10	5	5	1.91	1
2008-09	Guelph Storm	OHL	31	17	10	4	2.23	3	--	--	--	--	--
	Brampton Battalion	OHL	23	17	6	0	1.94	4	21	13	8	2.90	1
2009-10	Grand Rapids Griffins	AHL	32	10	16	2	3.48	0	--	--	--	--	--
	Toledo Walleye	ECHL	4	2	1	0	4.48	0	--	--	--	--	--
2010-11	Grand Rapids Griffins	AHL	22	6	12	2	3.33	1	--	--	--	--	--
	Toledo Walleye	ECHL	23	11	9	2	2.76	3	--	--	--	--	--
	Detroit Red Wings	NHL	1	0	0	0	12.00	0	--	--	--	--	--
2011-12	Toledo Walleye	ECHL	15	6	6	2	2.62	0	--	--	--	--	--
	Grand Rapids Griffins	AHL	28	11	16	0	3.49	0	--	--	--	--	--
2012-13	Grand Rapids Griffins	AHL	31	18	11	2	2.63	2	--	--	--	--	--
2013-14	Grand Rapids Griffins	AHL	46	24	12	4	2.30	2	1	0	0	3.53	0
2014-15	Grand Rapids Griffins	AHL	37	19	11	6	2.40	1	15	9	6	2.55	0
	Detroit Red Wings	NHL	2	1	0	0	0.91	0	--	--	--	--	--
NHL TOTALS			3	1	0	0	2.98	0	0	0	0	0.00	0
PRO TOTALS			241	108	94	20	2.84	9	16	9	6	2.58	0



ANDY MIELE • CENTER

BORN APR 15, 1988 – GROSSE POINTE WOODS, MICHIGAN
HEIGHT 5.07 – WEIGHT 169 – SHOOTS LEFT

Signed by Detroit as an unrestricted free agent on July 2, 2014

Season	Team	Lge	REGULAR SEASON					PLAYOFFS				
			GP	G	A	Pts	PIM	GP	G	A	Pts	PIM
2004-05	Little Caesars U18	MWEHL	19	15	13	28	48	--	--	--	--	--
2005-06	Cedar Rapids	USHL	52	10	17	27	41	8	0	4	4	4
2006-07	Cedar Rapids	USHL	13	7	8	15	15	--	--	--	--	--
	Chicago Steel	USHL	45	13	29	42	70	4	2	4	6	14
2007-08	Chicago Steel	USHL	29	30	11	41	78	--	--	--	--	--
	Miami RedHawks	CCHA	18	6	8	14	4	--	--	--	--	--
2008-09	Miami RedHawks	CCHA	41	15	16	31	34	--	--	--	--	--
2009-10	Miami RedHawks	CCHA	43	15	29	44	61	--	--	--	--	--
2010-11	Miami RedHawks	CCHA	39	24	47	71	35	--	--	--	--	--
2011-12	Portland Pirates	AHL	69	16	38	54	43	--	--	--	--	--
	Phoenix Coyotes	NHL	7	0	0	0	6	--	--	--	--	--
2012-13	Portland Pirates	AHL	70	19	34	53	72	3	1	2	3	15
	Phoenix Coyotes	NHL	1	0	0	0	0	--	--	--	--	--
2013-14	Portland Pirates	AHL	70	27	45	72	66	--	--	--	--	--
	Phoenix Coyotes	NHL	7	0	2	2	5	--	--	--	--	--
2014-15	Grand Rapids Griffins	AHL	71	26	44	70	42	16	3	11	14	20
NHL TOTALS			15	0	2	2	11	0	0	0	0	0
PRO TOTALS			295	88	163	251	234	19	4	13	17	35



2015-16 DETROIT RED WINGS PROSPECTS



ZACH NASTASIUK, CENTER

BORN MARCH 30, 1995 – BARRIE, ONTARIO
HEIGHT 6.02 – WEIGHT 200 – SHOOTS RIGHT

Selected by Detroit in the second round (48th overall) of the 2013 NHL Entry Draft

Season	Team	Lge	REGULAR SEASON					PLAYOFFS				
			GP	G	A	Pts	PIM	GP	G	A	Pts	PIM
2010-11	Barrie Colts AAA	ETAMMHL	41	17	23	40	38	--	--	--	--	--
	Orangeville Flyers	OJHL	1	0	0	0	0	--	--	--	--	--
2011-12	Owen Sound Attack	OHL	68	11	8	19	15	5	1	0	1	0
2012-13	Owen Sound Attack	OHL	62	20	20	40	32	12	4	7	11	0
2013-14	Owen Sound Attack	OHL	62	23	28	51	26	5	3	1	4	2
	Grand Rapids Griffins	AHL	5	0	0	0	0	7	0	1	1	0
2014-15	Owen Sound Attack	OHL	64	35	42	77	34	5	1	0	1	4
	Grand Rapids Griffins	AHL	5	0	0	0	0	4	0	0	0	0
PRO TOTALS			10	0	0	0	0	11	0	1	1	0



RICHARD NEDOMLEL • DEFENSE

BORN JULY 1, 1993 – PRAGUE, CZECH REPUBLIC
HEIGHT 6.05 – WEIGHT 234 – SHOOTS LEFT

Selected by Detroit in the sixth round (175th overall) of the 2011 NHL Entry Draft

Season	Team	Lge	REGULAR SEASON					PLAYOFFS				
			GP	G	A	Pts	PIM	GP	G	A	Pts	PIM
2008-09	KLH Chomutov	CzR-U17	17	0	3	3	47	--	--	--	--	--
	HC Slavia Praha	CzR-U17	6	0	1	1	8	9	1	1	2	4
2009-10	HC Slavia Praha	CzR-U17	44	9	10	19	221	4	1	0	1	54
2010-11	Swift Current Broncos	WHL	66	0	10	10	107	--	--	--	--	--
2011-12	Swift Current Broncos	WHL	72	10	36	46	83	--	--	--	--	--
2012-13	Swift Current Broncos	WHL	72	7	21	28	105	5	0	1	1	2
2013-14	Toledo Walleye	ECHL	60	8	10	18	150	--	--	--	--	--
	Grand Rapids Griffins	AHL	3	0	0	0	2	--	--	--	--	--
2014-15	Toledo Walleye	ECHL	49	3	11	14	56	12	0	2	2	10
PRO TOTALS			112	11	21	32	208	12	0	2	2	10



TOMAS NOSEK • CENTER

BORN SEPTEMBER 1, 1992 – PARDUBICE, CZECH REPUBLIC
HEIGHT 6.03 – WEIGHT 210 – SHOOTS LEFT

Signed by Detroit to an entry-level contract on June 14, 2014

Season	Team	Lge	REGULAR SEASON					PLAYOFFS				
			GP	G	A	Pts	PIM	GP	G	A	Pts	PIM
2007-08	HC Pardubice	CzR-U17	40	9	7	16	28	2	1	0	1	2
2008-09	HC Pardubice	CzR-U17	22	14	21	35	34	4	3	0	3	2
	HC Pardubice	CzR-U20	23	2	8	10	8	3	0	1	1	0
2009-10	HC Pardubice	CzR-U17	5	4	8	12	0	6	2	7	9	2
	HC Pardubice	CzR-U20	16	3	9	12	4	--	--	--	--	--
2010-11	HC Pardubice	CzR-U20	51	30	33	63	64	--	--	--	--	--
	HC Chrudim	Czech-2	14	1	8	9	0	7	0	5	5	2
2011-12	HC Pardubice	CzR-U20	13	13	13	26	8	--	--	--	--	--
	HC Pardubice	Czech	27	0	4	4	2	--	--	--	--	--
2012-13	HC Hradec Kralove	Czech-2	5	2	0	2	0	3	0	0	0	0
	HC Pardubice	CzR-U20	6	5	9	14	4	--	--	--	--	--
2013-14	HC Pardubice	Czech	50	5	9	14	20	3	1	1	2	2
	HC Hradec Karlove	Czech-2	5	4	1	5	2	--	--	--	--	--
2014-15	HC Pardubice	Czech	52	19	25	44	36	10	3	3	6	44
	Grand Rapids Griffins	AHL	55	11	23	34	22	12	2	5	7	4
PRO TOTALS			208	42	70	112	82	25	6	9	15	50



2015-16 DETROIT RED WINGS PROSPECTS



XAVIER OUELLET • DEFENSE

BORN JULY 29, 1993 – BAYONNE, FRANCE

HEIGHT 6.01 – WEIGHT 200 – SHOOTS LEFT

Selected by Detroit in the second round (48th overall) of the 2011 NHL Entry Draft

Season	Team	Lge	REGULAR SEASON					PLAYOFFS				
			GP	G	A	Pts	PIM	GP	G	A	Pts	PIM
2008-09	College Esther-Blondin	QMAAA	42	2	9	11	49	14	1	3	4	24
2009-10	Montreal Juniors	QMJHL	43	2	14	16	22	7	0	3	3	12
2010-11	Montreal Juniors	QMJHL	67	8	35	43	44	10	0	8	8	6
2011-12	B.-Boisbriand Armada	QMJHL	63	21	39	60	67	11	3	7	10	14
2012-13	B.-Boisbriand Armada	QMJHL	50	10	31	41	44	15	7	9	16	22
2013-14	Grand Rapids Griffins	AHL	70	4	13	17	22	8	0	0	0	4
	Detroit Red Wings	NHL	4	0	0	0	2	1	0	0	0	0
2014-15	Grand Rapids Griffins	AHL	52	1	15	16	24	16	1	5	6	8
	Detroit Red Wings	NHL	21	2	1	3	2	--	--	--	--	--
NHL TOTALS			25	2	1	3	4	1	0	0	0	0
PRO TOTALS			147	7	29	36	50	25	1	5	6	12



JAKE PATERSON • GOALTENDER

BORN MAY 3, 1994 – MISSISSAUGA, ONTARIO

HEIGHT 6.02 – WEIGHT 190 – CATCHES LEFT

Selected by Detroit in the third round (80th overall) of the 2012 NHL Entry Draft

Season	Team	League	REGULAR SEASON					PLAYOFFS					
			GP	W	L	T/SOL	GAA	SO	GP	W	L	GAA	SO
2010-11	Soo Eagles	NOJHL	13	--	--	--	2.95	--	15	--	--	2.42	--
	Saginaw Spirit	OHL	5	3	0	2	2.97	0	--	--	--	--	--
2011-12	Saginaw Spirit	OHL	42	18	18	3	3.42	1	12	6	6	3.05	0
2012-13	Saginaw Spirit	OHL	50	25	18	5	3.53	1	4	0	4	5.36	0
2013-14	Saginaw Spirit	OHL	45	24	18	2	3.41	2	5	1	4	4.67	0
2014-15	Saginaw Spirit	OHL	24	12	11	1	3.48	1	--	--	--	--	--
	Kitchener Rangers	OHL	26	14	10	2	2.37	2	6	2	4	5.18	0
	Toledo Walleye	ECHL	2	1	0	0	1.50	0	--	--	--	--	--
PRO TOTALS			2	1	0	0	1.50	0	0	0	0	0.00	0



ROBBIE RUSSO • DEFENSE

BORN FEBRUARY 15, 1993 – WESTMONT, ILLINOIS

HEIGHT 6.00 – WEIGHT 191 – SHOOTS RIGHT

Signed by Detroit to an entry-level contract on August 16, 2015

Season	Team	Lge	REGULAR SEASON					PLAYOFFS				
			GP	G	A	Pts	PIM	GP	G	A	Pts	PIM
2007-08	Chicago Mission U16	T1EHL	31	2	5	7	16	--	--	--	--	--
2008-09	Chicago Mission U18	T1EHL	46	5	17	22	10	--	--	--	--	--
2009-10	U.S. NTDP U17	USHL	34	3	17	20	36	--	--	--	--	--
2010-11	U.S. NTDP U18	USHL	24	0	6	6	11	--	--	--	--	--
2011-12	Notre Dame Fighting Irish	CCHA	40	4	11	15	14	--	--	--	--	--
2012-13	Notre Dame Fighting Irish	CCHA	51	5	18	23	40	--	--	--	--	--
2013-14	Notre Dame Fighting Irish	HE	21	4	11	15	8	--	--	--	--	--
2014-15	Notre Dame Fighting Irish	HE	40	15	26	41	20	--	--	--	--	--



2015-16 DETROIT RED WINGS PROSPECTS



VILI SAARIJARVI • DEFENSE

BORN MAY 15, 1997 – ROVANIEMI, FINLAND
HEIGHT 5.09 – WEIGHT 161 – SHOTS RIGHT

Selected by Detroit in the third round (73rd overall) of the 2015 NHL Entry Draft

Season	Team	Lge	REGULAR SEASON					PLAYOFFS				
			GP	G	A	Pts	PIM	GP	G	A	Pts	PIM
2008-09	College Esther-Blondin	QMAAA	42	2	9	11	49	14	1	3	4	24
2010-11	RoKi	Fin-U16	3	1	1	2	0	--	--	--	--	--
2011-12	RoKi	Fin-U16	33	8	16	24	51	--	--	--	--	--
2012-13	Karpat	Fin-U16	10	4	7	11	8	9	5	9	14	10
	Karpat	Fin-U18	38	5	25	30	24	3	0	1	1	2
	Karpat	Fin-U20	3	0	1	1	0	2	0	0	0	4
2013-14	Karpat	Fin-U18	8	3	7	10	2	--	--	--	--	--
	Karpat	Fin-U20	40	7	21	28	10	12	1	0	1	6
2014-15	Green Bay Gamblers	USHL	57	6	17	23	14	--	--	--	--	--



RYAN SPROUL • DEFENSE

BORN JANUARY 13, 1993 – MISSISSAUGA, ONTARIO
HEIGHT 6.04 – WEIGHT 206 – SHOOTS RIGHT

Selected by Detroit in the second round (55th overall) of the 2011 NHL Entry Draft

Season	Team	Lge	REGULAR SEASON					PLAYOFFS				
			GP	G	A	Pts	PIM	GP	G	A	Pts	PIM
2008-09	Vaughan Kings	GTMHHL	31	2	7	9	14	--	--	--	--	--
2009-10	Bramalea Blues	OJHL	7	0	1	1	6	--	--	--	--	--
	Vaughan Vipers	OJHL	8	1	1	2	0	2	0	0	0	0
2010-11	Vaughan Vipers	OJHL	3	1	2	3	4	--	--	--	--	--
	SSM Greyhounds	OHL	61	14	19	33	36	--	--	--	--	--
2011-12	SSM Greyhounds	OHL	61	23	31	54	53	--	--	--	--	--
2012-13	SSM Greyhounds	OHL	50	20	46	66	45	6	2	3	5	0
	Grand Rapids Griffins	AHL	2	0	0	0	2	--	--	--	--	--
2013-14	Grand Rapids Griffins	AHL	72	11	21	32	49	10	2	3	5	4
	Detroit Red Wings	NHL	1	0	0	0	0	--	--	--	--	--
2014-15	Grand Rapids Griffins	AHL	66	5	19	24	26	5	0	0	0	0
NHL TOTALS			1	0	0	0	0	0	0	0	0	0
PRO TOTALS			141	16	40	56	77	15	2	3	5	4



EVGENY SVECHNIKOV • LEFT WING

BORN OCTOBER 3, 1996 – NEFTEGORSK, RUSSIA
HEIGHT 6.03 – WEIGHT 205 – SHOOTS LEFT

Selected by Detroit in the first round (19th overall) of the 2015 NHL Entry Draft

Season	Team	Lge	REGULAR SEASON					PLAYOFFS				
			GP	G	A	Pts	PIM	GP	G	A	Pts	PIM
2012-13	Bars Kazan	MHL	34	9	9	18	34	4	1	1	2	2
	Irbis Kazan	MHL-B	6	2	2	4	6	--	--	--	--	--
2013-14	Bars Kazan	MHL	29	14	13	27	68	6	4	1	5	14
	Ak Bars Kazan	KHL	3	0	0	0	0	--	--	--	--	--
2014-15	Cape Breton	QMJHL	55	32	46	78	70	7	1	6	7	14
PRO TOTALS			3	0	0	0	0	0	0	0	0	0



2015-16 DETROIT RED WINGS PROSPECTS



ERIC TANGRADI • LEFT WING

BORN FEBRUARY 10, 1989 – PHILADELPHIA, PENNSYLVANIA
HEIGHT 6.04 – WEIGHT 221 – SHOOTS LEFT

Signed by Detroit as an unrestricted free agent on July 8, 2015

		REGULAR SEASON					PLAYOFFS				
2005-06	Wyoming Seminary	USHS-PA	38	21	23	44	120	--	--	--	--
2006-07	Belleville Bulls	OHL	65	5	15	20	32	15	8	9	17
2007-08	Belleville Bulls	OHL	56	24	36	60	41	21	7	11	18
2008-09	Belleville Bulls	OHL	55	38	50	88	61	16	8	13	21
2009-10	W-B/Scranton Penguins	AHL	65	17	22	39	31	4	1	1	2
	Pittsburgh Penguins	NHL	1	0	0	0	0	--	--	--	--
2010-11	W-B/Scranton Penguins	AHL	42	18	15	33	86	--	--	--	--
	Pittsburgh Penguins	NHL	15	1	2	3	10	1	0	0	0
2011-12	W-B/Scranton Penguins	AHL	37	15	16	31	40	10	4	6	10
	Pittsburgh Penguins	NHL	24	0	2	2	16	2	0	1	1
2012-13	W-B/Scranton Penguins	AHL	34	10	8	18	57	--	--	--	--
	Pittsburgh Penguins	NHL	5	0	0	0	0	--	--	--	--
	Winnipeg Jets	NHL	36	1	3	4	22	--	--	--	--
2013-14	Winnipeg Jets	NHL	55	3	3	6	21	--	--	--	--
2014-15	Hamilton Bulldogs	AHL	48	14	17	31	56	--	--	--	--
	Montreal Canadiens	NHL	7	0	0	0	17	--	--	--	--
NHL TOTALS			143	5	10	15	86	3	0	1	1
PRO TOTALS			369	79	88	167	356	17	5	8	13



DOMINIC TURGEON • CENTER

BORN FEBRUARY 25, 1996 – CHERRY HILLS VILLAGE, COLORADO
HEIGHT 6.02 – WEIGHT 191 – SHOOTS LEFT

Selected by Detroit in the third round (63rd overall) of the 2014 NHL Entry Draft

		REGULAR SEASON					PLAYOFFS				
2011-12	Colorado Thunderbirds T1EHL	40	25	15	40	4	--	--	--	--	
	Portland Winterhawks	WHL	1	0	0	0	0	--	--	--	
2012-13	Portland Winterhawks	WHL	54	3	5	8	2	5	0	0	
2013-14	Portland Winterhawks	WHL	65	10	21	31	31	21	2	6	
2014-15	Portland Winterhawks	WHL	67	18	25	43	36	17	8	1	



MAREK TVRDON • LEFT WING

BORN JANUARY 31, 1993 – NITRA, SLOVAKIA
HEIGHT 6.03 – WEIGHT 220 – SHOOTS LEFT

Selected by Detroit in the fourth round (115th overall) of the 2011 NHL Entry Draft

		REGULAR SEASON					PLAYOFFS				
2007-08	HK Nitra	Svk-U18	20	5	4	9	10	--	--	--	--
2008-09	HK Nitra	Svk-U18	58	50	33	83	113	--	--	--	--
	HK Nitra	Svk-U20	1	0	0	0	0	--	--	--	--
2009-10	HK Nitra	Svk-U20	45	25	31	56	90	--	--	--	--
	HK Nitra	Slovakia	6	0	0	0	2	1	0	0	0
2010-11	Vancouver Giants	WHL	12	6	5	11	14	--	--	--	--
2011-12	Vancouver Giants	WHL	60	31	43	74	62	6	3	3	6
2012-13	Vancouver Giants	WHL	18	8	14	22	16	--	--	--	--
2013-14	Grand Rapids Griffins	AHL	1	0	0	0	0	--	--	--	--
	Toledo Walleye	ECHL	22	9	4	13	6	--	--	--	--
	Kelowna Rockets	WHL	29	11	16	27	24	14	5	8	13
2014-15	Toledo Walleye	ECHL	24	6	18	24	14	--	--	--	--
	Grand Rapids Griffins	AHL	51	10	19	29	16	13	2	4	6
PRO TOTALS			104	25	41	66	15	14	2	4	6



2015-16 GRAND RAPIDS GRIFFINS



TODD NELSON
Head Coach



TIM GORTSEMA
President

130 West Fulton, Suite 111
Grand Rapids, MI 49503
griffins-hockey.com
facebook.com/grgriffins | twitter.com/griffins-hockey
Phone: (616) 774-4585 | (800) 2-HOCKEY • Fax: (616) 336-5464
Tickets: (616) 222-4000 | (800) 585-3737
Press Box: (616) 742-6410

EXECUTIVE

Co-Owner/President & CEO/Governor	DAN DEVOS
Co-Owner/Chairman.....	DAVID VAN ANDEL
President & COO - DP Fox.....	DIANE MAHER
Alternate Governor/Senior Vice President - DP Fox	SCOTT GORSLINE
President.....	TIM GORTSEMA
Vice President of Community Relations and Broadcasting.....	BOB KASER
Vice President of Corporate Sales.....	SEAN WRIGHT
Vice President of Ticket Sales.....	MATT BATCHELDER

HOCKEY OPERATIONS

General Manager	RYAN MARTIN
Head Coach	TODD NELSON
Assistant Coaches.....	BRUCE RAMSAY, BEN SIMON, MIKE KNUBLE
Goaltending Coach	JEFF SALAJKO
Video Coach	BILL LeROY
Athletic Trainer.....	JOHN BERNAL
Equipment Manager	BRAD THOMPSON
Assistant Equipment Manager	ANDREW STEGEHUIS
Strength and Conditioning Coordinator	MARCUS KINNEY
Executive Assistant.....	KELLY PAWLAK

PUBLIC & COMMUNITY RELATIONS

Senior Director of Public Relations.....	RANDY CLEVES	Photographer.....	SAM IANNAMICO
Public Relations Manager.....	ALAN CROSS	Digital Media Production Assistant.....	MICHAEL SPRUIT
Graphic Designer.....	JESSICA ALBERT		
Executive Director - Griffins Youth Foundation...	LYNN RABAUT		

SALES & MARKETING

Corporate Sales Account Managers.....	JAMIE LAW STEVE RITSEMA, TRAVIS ROPER
Corporate Sales Fulfillment Coordinator.....	AMBER GETTY
Director of Game Operations.....	PHIL CRONIN
Director of Group Sales.....	JOHN HOFFA
Group Sales Account Manager	ZACK KRYWYJ
Group Sales Account Executive.....	JOE YANCHO
Season Ticket Sales Account Executive.....	TARA BOLIARD
Season Ticket Sales Account Executive.....	PETER VAN DAME
Digital Marketing Manager.....	MARISSA MALSON
Digital Media Producer	MICHAEL KING

FINANCE & ADMINISTRATION/ TICKET OPERATIONS

Director of Accounting and Tax.....	LISA VEDDER
Accounting Assistant	LORA NICKEL
Director of Ticket Operations	CHAD ERWIN
Ticket Operations Manager.....	AMANDA TERPSTRA

GRIFF'S ICEHOUSE AT BELKNAP PARK

Facility Manager.....	TERRY MARSHALL
Asstant Facilities Manager.....	MATT MARTINELLI
Asstant Facilities Manager.....	PETER PIATEK
Administrative Assistant - Griff's IceHouse	DEB HUYSER



2015-16 GRAND RAPIDS GRIFFINS

2014-15 REGULAR SEASON STATISTICS

NO.	PLAYER	POS	GP	G	A	PTS	+/-	PIM	PPG	SHG	GWG	SH
21	ANDY MIELE	C	71	26	44	70	10	42	8	0	5	145
6	TEEMU PULKKINEN	RW	46	34	27	61	1	30	10	0	6	189
29	LANDON FERRARO	RW	70	27	15	42	14	61	0	3	4	235
12	KEVIN PORTER	C	76	16	23	39	-11	25	2	0	5	133
15	MITCH CALLAHAN	RW	48	16	22	38	3	24	4	0	2	129
4	NATHAN PAETSCH	D	75	8	30	38	24	42	1	0	1	153
9	MARK ZENGERLE	RW	72	15	22	37	17	8	4	0	4	82
19	TOMAS NOSEK	C	55	11	23	34	30	22	1	3	0	111
8	ANTHONY MANTHA	LW	62	15	18	33	5	64	6	0	1	140
23	ANDREAS ATHANASIOU	C	55	16	16	32	17	25	1	2	5	117
10	JEFF HOGGAN	LW	76	14	17	31	23	39	3	0	2	131
13	MAREK TVRDON	LW	51	10	19	29	17	16	3	0	1	98
14	NICK JENSEN	D	75	6	21	27	30	15	1	0	2	87
7	RYAN SPROUL	D	66	5	19	24	-5	26	1	0	2	158
3	ALEXEY MARCHENKO	D	51	3	17	20	22	26	2	0	0	49
22	LOUIS-MARC AUBRY	C	67	5	11	16	9	52	0	0	1	83
16	XAVIER OUELLET	D	52	1	15	16	0	24	0	0	0	110
27	MARTIN FRK	RW	32	6	6	12	0	16	0	0	1	46
2	SCOTT CZARNOWCZAN	D	29	2	8	10	11	30	0	0	0	14
18	BRIAN LASHOFF	D	32	1	6	7	16	12	0	0	1	35
17	COLIN CAMPBELL	RW	44	2	3	5	7	29	0	0	0	51
55	CHRIS BRUTON	LW	52	2	2	4	-2	124	0	0	0	31
44	BRENNAN EVANS	D	54	1	3	4	10	71	0	0	0	40
5	MATTHIAS BACKMAN	D	18	0	4	4	-3	6	0	0	0	22
30	TOM MCCOLLUM	G	37	0	4	4	0	0	0	0	0	0
90	STEPHEN WEISS	C	3	2	0	2	0	0	1	0	0	4
32	ALDEN HIRSCHFELD	C	12	1	1	2	-1	10	0	0	1	11
39	TYLER BERTUZZI	LW	2	1	0	1	-2	0	0	0	0	4
5	JAKUB KINDL	D	2	1	0	1	2	2	0	0	0	3
34	PETR MRAZEK	G	13	0	1	1	0	6	0	0	0	0
31	JARED COREAU	G	25	0	1	1	0	4	0	0	0	0
25	TYLER BARNES	F	2	0	0	0	0	0	0	0	0	1
11	JOEL CHOUINARD	D	2	0	0	0	-1	0	0	0	0	2
50	JONAS GUSTAVSSON	G	2	0	0	0	0	0	0	0	0	0
35	PAT NAGLE	G	2	0	0	0	0	0	0	0	0	0
5	JARED NIGHTINGALE	D	2	0	0	0	0	0	0	0	0	0
20	KYLE BONIS	F	3	0	0	0	0	0	0	0	0	0
26	SHANE BERSCHBACH	LW	5	0	0	0	-3	0	0	0	0	2
11	ZACH NASTASIUK	RW	6	0	0	0	-2	0	0	0	0	4

NO.	PLAYER	GP	MIN	GAA	W	L	SOL	SO	GA	SVS	SPCT
30	TOM MCCOLLUM	37	2171:02	2.40	19	11	6	1	87	949	0.916
31	JARED COREAU	25	1474:39	2.20	16	8	1	3	54	685	0.927
34	PETR MRAZEK	13	756:32	2.06	9	2	1	3	26	331	0.927
50	JONAS GUSTAVSSON	2	119:04	2.02	1	1	0	0	4	59	0.937
35	PAT NAGLE	2	77:13	0.78	1	0	0	0	1	34	0.971



2015-16 GRAND RAPIDS GRIFFINS

2014-15 PLAYOFF STATISTICS

NO.	PLAYER	POS	GP	G	A	PTS	+/-	PIM	PPG	SHG	GWG	SH
6	TEEMU PULKKINEN	RW	16	14	4	18	-6	22	6	0	2	69
21	ANDY MIELE	C	16	3	11	14	0	20	1	0	0	44
39	TYLER BERTUZZI	LW	14	7	5	12	4	10	1	0	4	29
9	MARK ZENGERLE	RW	16	2	9	11	-2	2	2	0	0	17
23	ANDREAS ATHANASIOU	C	16	5	4	9	5	6	2	0	1	27
10	JEFF HOGGAN	LW	16	2	7	9	-13	26	0	0	0	40
19	TOMAS NOSEK	C	12	2	5	7	-10	4	1	1	0	22
13	MAREK TVRDON	LW	13	2	4	6	0	2	1	0	0	19
16	XAVIER OUELLET	D	16	1	5	6	6	8	1	0	0	30
25	DYLAN LARKIN	C	6	3	2	5	-1	6	1	0	0	12
8	ANTHONY MANTHA	LW	16	2	2	4	0	16	0	0	1	25
12	KEVIN PORTER	C	16	1	3	4	-4	14	0	0	0	19
3	ALEXEY MARCHENKO	D	11	0	4	4	-2	2	0	0	0	7
4	NATHAN PAETSCH	D	16	0	4	4	-2	2	0	0	0	24
22	LOUIS-MARC AUBRY	C	16	3	0	3	2	16	0	0	0	20
14	NICK JENSEN	D	16	0	3	3	-6	4	0	0	0	15
18	BRIAN LASHOFF	D	16	0	3	3	-2	8	0	0	0	10
27	MARTIN FRK	RW	2	0	2	2	-2	0	0	0	0	0
44	BRENNAN EVANS	D	16	0	2	2	2	31	0	0	0	6
32	ALDEN HIRSCHFELD	C	6	1	0	1	1	2	0	0	1	6
17	COLIN CAMPBELL	RW	7	0	1	1	1	2	0	0	0	4
31	JARED COREAU	G	1	0	0	0	0	0	0	0	0	0
11	ZACH NASTASIUK	RW	4	0	0	0	0	0	0	0	0	5
7	RYAN SPROUL	D	5	0	0	0	-3	0	0	0	0	11

NO.	PLAYER	GP	MIN	GAA	W	L	SOL	SO	GA	SVS	SPCT
30	TOM MCCOLLUM	15	894:52	2.55	9	6	0	0	38	413	0.916
31	JARED COREAU	1	58:02	3.10	0	1	0	0	3	21	0.875



2015-16 DETROIT RED WINGS

2015-16 DETROIT RED WINGS ROSTER

FORWARDS						
NO.	POS.	PLAYER	HT.	WT.	D.O.B.	BIRTHPLACE
8	LW	Justin Abdelkader	6-2	218	2/25/87	Muskegon, Michigan
11	RW	Daniel Cleary	6-1	205	12/18/78	Carbonear, Newfoundland
13	C	Pavel Datsyuk	5-11	194	7/20/78	Sverdlovsk, Russia
14	RW	Gustav Nyquist	5-11	183	9/1/89	Halmstad, Sweden
15	C	Riley Sheahan	6-3	222	12/7/91	St. Catharines, Ontario
17	C	Brad Richards	6-0	199	5/2/80	Murray Harbour, P.E.I.
18	C	Joakim Andersson	6-2	211	2/5/89	Munkedal, Sweden
20	LW	Drew Miller	6-2	180	2/17/84	Dover, New Jersey
21	LW	Tomas Tatar	5-10	185	12/1/90	Ilava, Slovakia
26	RW	Tomas Jurco	6-1	203	12/28/92	Kosice, Slovakia
29	C	Landon Ferraro	6-0	186	8/8/91	Trail, British Columbia
40	C	Henrik Zetterberg	6-0	195	10/9/80	Njurunda, Sweden
41	C	Luke Glendening	5-11	194	4/28/89	Grand Rapids, Michigan
43	C	Darren Helm	6-0	196	1/21/87	St. Andrews, Manitoba
56	RW	Teemu Pulkkinen	5-11	183	1/2/92	Vantaa, Finland
93	RW	Johan Franzen	6-4	232	12/23/79	Vetlanda, Sweden
DEFENSEMEN						
NO.	POS.	PLAYER	HT.	WT.	D.O.B.	BIRTHPLACE
2	D	Brendan Smith	6-2	211	2/8/89	Mimico, Ontario
4	D	Jakub Kindl	6-3	199	2/10/87	Sumperk, Czech Republic
25	D	Mike Green	6-1	207	10/12/85	Calgary, Alberta
27	D	Kyle Quincey	6-2	216	8/12/85	Kitchener, Ontario
47	D	Alexey Marchenko	6-3	210	1/2/92	Moscow, Russia
52	D	Jonathan Ericsson	6-4	220	3/2/84	Karlskrona, Sweden
55	D	Niklas Kronwall	6-0	194	1/12/81	Stockholm, Sweden
65	D	Danny DeKeyser	6-3	191	3/7/90	Macomb, Michigan
GOALTENDERS						
NO.	POS.	PLAYER	HT.	WT.	D.O.B.	BIRTHPLACE
34	G	Petr Mrazek	6-2	183	2/14/92	Ostrava, Czech Republic
35	G	Jimmy Howard	6-1	218	3/26/84	Syracuse, NY



2015-16 DETROIT RED WINGS

2015-16 DETROIT RED WINGS ROSTER

FORWARDS							
NO.	POS.	PLAYER	2013-14 LEAGUE/TEAM	GP	G	A	PTS
8	LW	Justin Abdelkader	Detroit (NHL)	71	23	21	44
11	RW	Daniel Cleary	Detroit (NHL)	17	1	1	2
13	C	Pavel Datsyuk	Detroit (NHL)	63	26	39	65
14	RW	Gustav Nyquist	Detroit (NHL)	82	27	27	54
15	C	Riley Sheahan	Detroit (NHL)	79	13	23	36
17	C	Brad Richards	Chicago (NHL)	76	12	25	37
18	C	Joakim Andersson	Detroit (NHL)	68	3	5	8
20	LW	Drew Miller	Detroit (NHL)	82	5	18	13
21	LW	Tomas Tatar	Detroit (NHL)	82	29	27	56
26	RW	Tomas Jurco	Detroit (NHL)	63	3	15	18
29	C	Landon Ferraro	Grand Rapids (AHL)	70	27	15	42
40	C	Henrik Zetterberg	Detroit (NHL)	77	17	49	66
41	C	Luke Glendening	Detroit (NHL)	82	12	6	18
43	C	Darren Helm	Detroit (NHL)	75	15	18	33
56	RW	Teemu Pulkkinen	Grand Rapids (AHL)	46	34	27	61
93	RW	Johan Franzen	Detroit (NHL)	33	7	15	22
DEFENSEMEN							
NO.	POS.	PLAYER	2013-14 LEAGUE/TEAM	GP	G	A	PTS
2	D	Brendan Smith	Detroit (NHL)	76	4	19	13
4	D	Jakub Kindl	Detroit (NHL)	35	5	8	13
25	D	Mike Green	Washington (NHL)	72	10	35	45
27	D	Kyle Quincey	Detroit (NHL)	73	3	15	18
47	D	Alexey Marchenko	Grand Rapids (AHL)	51	3	17	20
52	D	Jonathan Ericsson	Detroit (NHL)	82	3	12	15
55	D	Niklas Kronwall	Detroit (NHL)	80	9	35	44
65	D	Danny DeKeyser	Detroit (NHL)	80	2	29	31
GOALIES							
NO.	POS.	PLAYER	2013-14 LEAGUE/TEAM	GP	G	A	PTS
34	G	Petr Mrazek	Detroit (NHL)	29	16-9-2	2.38	.918
35	G	Jimmy Howard	Detroit (NHL)	53	23-13-11	2.44	.910



2014-15 NHL STANDINGS

EASTERN CONFERENCE

ATLANTIC DIVISION

	GP	W	L	OT	Pts	GF	GA	Home/Away
Montreal Canadiens	82	50	22	10	110	221	189	26-9-6 24-13-4
Tampa Bay Lightning	82	50	24	8	108	262	211	32-8-1 18-16-7
DETROIT RED WINGS	82	43	25	14	100	235	221	22-10-9 21-15-5
Ottawa Senators	82	43	26	13	99	238	215	23-13-5 20-13-8
Boston Bruins	82	41	27	14	96	213	211	24-10-7 17-17-7
Florida Panthers	82	38	29	15	91	206	223	21-13-7 17-16-8
Toronto Maple Leafs	82	30	44	8	68	211	262	22-17-2 8-27-6
Buffalo Sabres	82	23	51	8	54	161	274	14-22-5 9-29-3

METROPOLITAN DIVISION

	GP	W	L	OT	Pts	GF	GA	Home/Away
New York Rangers	82	53	22	7	113	252	192	25-11-5 28-11-2
Washington Capitals	82	45	26	11	101	242	203	23-13-5 22-13-6
New York Islanders	82	47	28	7	101	252	230	25-14-2 22-14-5
Pittsburgh Penguins	82	43	27	12	98	221	210	23-14-4 20-13-8
Columbus Blue Jackets	82	42	35	5	89	236	250	19-20-2 23-15-3
Philadelphia Flyers	82	33	31	18	84	214	234	23-11-7 10-20-11
New Jersey Devils	82	32	36	14	78	181	216	19-14-8 13-22-6
Carolina Hurricanes	82	30	41	11	71	188	226	18-16-7 12-25-4

WESTERN CONFERENCE

CENTRAL DIVISION

	GP	W	L	OT	Pts	GF	GA	Home/Away
St. Louis Blues	82	51	24	7	109	248	201	27-12-2 24-12-5
Nashville Predators	82	47	25	10	104	232	208	28-9-4 19-16-6
Chicago Blackhawks	82	48	28	6	102	229	189	24-12-5 24-16-1
Minnesota Wild	82	46	28	8	100	231	201	22-13-6 24-15-2
Winnipeg Jets	82	43	26	13	99	230	210	23-13-5 20-13-8
Dallas Stars	82	41	31	10	92	261	260	17-16-8 24-15-2
Colorado Avalanche	82	39	31	12	90	219	227	23-15-3 16-16-9

PACIFIC DIVISION

	GP	W	L	OT	Pts	GF	GA	Home/Away
Anaheim Ducks	82	51	24	7	109	236	226	26-12-3 25-12-4
Vancouver Canucks	82	48	29	5	101	242	222	24-15-2 24-14-3
Calgary Flames	82	45	30	7	97	241	216	23-13-5 22-17-2
Los Angeles Kings	82	40	27	15	95	220	205	25-9-7 15-18-8
San Jose Sharks	82	40	33	9	89	228	232	19-17-5 21-16-4
Edmonton Oilers	82	24	44	14	62	198	283	15-23-3 9-21-11
Arizona Coyotes	82	24	50	8	56	170	272	11-25-5 13-25-3



2014-15 NHL STATISTICS

2014-15 NHL SEASON SCORING LEADERS

	PLAYER	TEAM	POS	GP	G	A	P	+/-	PIM	PP	SH	GW	OT	S	S%	TOI/G
1	Jamie Benn	DAL	L	82	35	52	87	1	64	10	2	6	0	253	13.8	19:56
2	John Tavares	NYI	C	82	38	48	86	5	46	13	0	8	4	278	13.7	20:40
3	Sidney Crosby	PIT	C	77	28	56	84	5	47	10	0	3	1	237	11.8	19:58
4	Alex Ovechkin	WSH	L	81	53	28	81	10	58	25	0	11	0	395	13.4	20:19
5	Jakub Voracek	PHI	R	82	22	59	81	1	78	11	0	3	2	221	10.0	18:35
6	Nicklas Backstrom	WSH	C	82	18	60	78	5	40	3	0	3	1	153	11.8	20:31
7	Tyler Seguin	DAL	C	71	37	40	77	-1	20	13	0	5	0	280	13.2	19:33
8	Jiri Hudler	CGY	C	78	31	45	76	17	14	6	0	5	1	158	19.6	18:00
9	Daniel Sedin	VAN	L	82	20	56	76	5	18	4	0	5	3	226	8.8	18:21
10	Vladimir Tarasenko	STL	R	77	37	36	73	27	31	8	0	6	2	264	14.0	17:37
11	Nick Foligno	CBJ	L	79	31	42	73	16	50	11	0	3	1	182	17.0	18:49
12	Claude Giroux	PHI	C	81	25	48	73	-3	36	14	0	4	2	279	9.0	20:33
13	Henrik Sedin	VAN	C	82	18	55	73	11	22	5	0	0	0	101	17.8	18:36
14	Steven Stamkos	TBL	C	82	43	29	72	2	49	13	0	6	0	268	16.0	19:22
15	Tyler Johnson	TBL	C	77	29	43	72	33	24	8	0	6	2	203	14.3	17:14
16	Ryan Johansen	CBJ	C	82	26	45	71	-6	40	7	2	0	0	202	12.9	19:30
17	Joe Pavelski	SJS	C	82	37	33	70	12	29	19	0	5	0	261	14.2	20:07
18	Evgeni Malkin	PIT	C	69	28	42	70	-2	60	9	0	4	1	212	13.2	18:58
19	Ryan Getzlaf	ANA	C	77	25	45	70	15	62	3	0	6	2	191	13.1	20:05
20	Rick Nash	NYR	L	79	42	27	69	29	36	6	4	8	0	304	13.8	17:27
21	Max Pacioretty	MTL	L	80	37	30	67	38	32	7	3	10	2	302	12.3	19:23
22	Logan Couture	SJS	C	82	27	40	67	-6	12	6	2	4	0	263	10.3	19:04
23	Jonathan Toews	CHI	C	81	28	38	66	30	36	6	2	7	1	192	14.6	19:33
24	Erik Karlsson	OTT	D	82	21	45	66	7	42	6	0	3	1	292	7.2	27:15
25	HENRIK ZETTERBERG	DET	L	77	17	49	66	-6	32	4	0	3	1	227	7.5	19:06
26	Nikita Kucherov	TBL	R	82	29	36	65	38	37	2	0	2	0	191	15.2	14:57
27	PAVEL DATSYUK	DET	C	63	26	39	65	12	8	8	0	5	1	165	15.8	19:03
28	Joe Thornton	SJS	C	78	16	49	65	-4	30	4	0	0	0	131	12.2	18:25
29	Patrick Kane	CHI	R	61	27	37	64	10	10	6	0	5	0	186	14.5	19:51
30	Mark Stone	OTT	R	80	26	38	64	21	14	5	1	6	2	157	16.6	17:01

2014-15 NHL STATISTICS

2014-15 NHL SEASON GOALTENDING LEADERS

WINS (MINIMUM 25 GAMES PLAYED)

	PLAYER	TEAM	GP	GS	SA	GA	GAA	W	L	OT	SV	SV%	SO	TOI
1	Carey Price	MTL	66	66	1,953	130	1.96	44	16	6	1,823	.933	9	3,976:33
2	Pekka Rinne	NSH	64	64	1,807	140	2.18	41	17	6	1,667	.923	4	3,850:47
3	Braden Holtby	WSH	73	72	2,044	157	2.22	41	20	10	1,887	.923	9	4,247:29
4	Ben Bishop	TBL	62	60	1,620	136	2.32	40	13	5	1,484	.916	4	3,519:00
5	Jaroslav Halak	NYI	59	59	1,673	144	2.43	38	17	4	1,529	.914	6	3,549:57
6	Devan Dubnyk	MIN, ARI	58	55	1,625	115	2.07	36	14	4	1,510	.929	6	3,328:12
7	Jonathan Quick	LAK	72	71	1,896	156	2.24	36	22	13	1,740	.918	6	4,184:15
8	Frederik Andersen	ANA	54	53	1,436	123	2.38	35	12	5	1,313	.914	3	3,105:43
9	Tuukka Rask	BOS	70	67	2,011	156	2.30	34	21	13	1,855	.922	3	4,063:01
10	Marc-Andre Fleury	PIT	64	64	1,831	146	2.32	34	20	9	1,685	.920	10	3,776:11
11	Kari Lehtonen	DAL	65	65	1,875	181	2.94	34	17	10	1,694	.903	5	3,697:41
12	Corey Crawford	CHI	57	57	1,661	126	2.27	32	20	5	1,535	.924	2	3,332:32
13	Antti Niemi	SJS	61	61	1,811	155	2.59	31	23	7	1,656	.914	5	3,587:54
14	Henrik Lundqvist	NYR	46	46	1,329	103	2.25	30	13	3	1,226	.922	5	2,742:36
15	Sergei Bobrovsky	CBJ	51	49	1,632	134	2.69	30	17	3	1,498	.918	2	2,994:26
16	Ryan Miller	VAN	45	45	1,198	107	2.53	29	15	1	1,091	.911	6	2,541:31
17	Roberto Luongo	FLA	61	61	1,743	138	2.35	28	19	12	1,605	.921	2	3,528:11
18	Semyon Varlamov	COL	57	57	1,791	141	2.56	28	20	8	1,650	.921	5	3,306:50
19	Cory Schneider	NJD	69	68	1,982	148	2.26	26	31	9	1,834	.925	5	3,923:55
20	Brian Elliott	STL	46	45	1,150	96	2.26	26	14	3	1,054	.917	5	2,545:48
21	Jonas Hiller	CGY	52	44	1,376	113	2.36	26	19	4	1,263	.918	1	2,870:53
22	JIMMY HOWARD	DET	53	50	1,350	121	2.44	23	13	11	1,229	.910	2	2,970:35
23	Ondrej Pavelec	WPG	50	46	1,353	108	2.28	22	16	8	1,245	.920	5	2,873:51
24	Jake Allen	STL	37	32	909	79	2.28	22	7	4	830	.913	4	2,077:02
25	Cam Ward	CAR	51	50	1,351	121	2.40	22	24	5	1,230	.910	1	3,025:43
26	Cam Talbot	NYR	36	34	1,038	77	2.21	21	9	4	961	.926	5	2,094:57
27	Michael Hutchinson	WPG	38	36	986	85	2.39	21	10	5	901	.914	2	2,138:22
28	Jonathan Bernier	TOR	58	55	1,735	152	2.87	21	28	7	1,583	.912	2	3,177:09
29	Andrew Hammond	OTT	24	23	707	42	1.79	20	1	2	665	.941	3	1,410:59
30	Steve Mason	PHI	51	48	1,490	108	2.25	18	18	11	1,382	.928	3	2,885:23

EUROTWINS CONTINUE ASCENT INTO RECORD BOOKS



DYNAMIC DUO: Veterans Pavel Datsyuk and Henrik Zetterberg pushed their way up Detroit's all-time franchise leaderboards in 2014-15. Datsyuk now sits 10th all-time in games played, fifth in assists and sixth in points, while Zetterberg moved to seventh in both assists and points.

2014-15 NHL AWARD WINNERS



Carey Price

Montreal Canadiens

Vezina Trophy

(Top Goaltender)

Hart Memorial Trophy

(League MVP)

Ted Lindsay Award

(NHLPA Outstanding Player)



Alexander Ovechkin

Washington Capitals


Maurice Richard Trophy

(Goals Leader)



IT'S MORE
THAN HOCKEY.


2014-15 NHL AWARD WINNERS



Jamie Benn
Dallas Stars
Art Ross Trophy
(Leading Goal Scorer)




TIE - Carey Price and Corey Crawford
Montreal Canadiens and Chicago Blackhawks
Jennings Trophy
(Fewest Goals Allowed)




Jiri Hudler
Calgary Flames
Lady Byng Trophy
(Sportsmanship)



Patrice Bergeron
Boston Bruins
Frank J. Selke Trophy
(Top Defensive Forward)



Jonathan Toews
Chicago Blackhawks
Messier Leadership Award
(Leadership)




Erik Karlsson
Ottawa Senators
Norris Trophy
(Top Defenseman)



Aaron Ekblad
Florida Panthers
Calder Trophy
(Rookie)



Devan Dubnyk
Minnesota Wild
Masterton Trophy
(Perseverance)



Henrik Zetterberg
Detroit Red Wings
King Clancy Trophy
(Humanitarian Contributions)



Bob Hartley
Calgary Flames
Jack Adams Trophy
(Outstanding Coach)



2015 STANLEY CUP PLAYOFFS RESULTS

EASTERN CONFERENCE QUARTERFINALS

(ALL BEST-OF-SEVEN SERIES)

SERIES 'A' (MONTREAL CANADIENS WIN SERIES 4-2)

WED.	APR. 15	OTTAWA	3	AT	MONTREAL	4
FRI.	APR. 17	OTTAWA	2	AT	MONTREAL	3*
SUN.	APR. 19	MONTREAL	2**	AT	OTTAWA	1
WED.	APR. 22	MONTREAL	0	AT	OTTAWA	1
FRI.	APR. 24	OTTAWA	5	AT	MONTREAL	1
SUN.	APR. 26	MONTREAL	2	AT	OTTAWA	0

*ALEX GALCHENYUK SCORED AT 3:40 OF OT

**DALE WEISE SCORED AT 8:47 OF OT

SERIES 'B' (TAMPA BAY LIGHTNING WIN SERIES 4-3)

THU.	APR. 16	DETROIT	3	AT	TAMPA BAY	2
SAT.	APR. 18	DETROIT	1	AT	TAMPA BAY	5
TUE.	APR. 21	TAMPA BAY	0	AT	DETROIT	3
THU.	APR. 23	TAMPA BAY	3*	AT	DETROIT	2
SAT.	APR. 25	DETROIT	4	AT	TAMPA BAY	0
MON.	APR. 27	TAMPA BAY	5	AT	DETROIT	2
WED.	APR. 29	DETROIT	0	AT	TAMPA BAY	2

*TYLER JOHNSON SCORED AT 2:25 OF OT

SERIES 'C' (NEW YORK RANGERS WIN SERIES 4-1)

THU.	APR. 16	PITTSBURGH	1	AT	NY RANGERS	2
SAT.	APR. 18	PITTSBURGH	4	AT	NY RANGERS	3
MON.	APR. 20	NY RANGERS	2	AT	PITTSBURGH	1
WED.	APR. 22	NY RANGERS	2*	AT	PITTSBURGH	1
FRI.	APR. 24	PITTSBURGH	1	AT	NY RANGERS	2**

*KEVIN HAYES SCORED AT 3:14 OF OT

**CARL HAGELIN SCORED AT 10:52 OF OT

SERIES 'D' (WASHINGTON CAPITALS WIN SERIES 4-3)

WED.	APR. 15	NY ISLANDERS	4	AT	WASHINGTON	1
FRI.	APR. 17	NY ISLANDERS	3	AT	WASHINGTON	4
SUN.	APR. 19	WASHINGTON	1	AT	NY ISLANDERS	2*
TUE.	APR. 21	WASHINGTON	2**	AT	NY ISLANDERS	1
THU.	APR. 23	NY ISLANDERS	1	AT	WASHINGTON	5
SAT.	APR. 25	WASHINGTON	1	AT	NY ISLANDERS	3
MON.	APR. 27	NY ISLANDERS	1	AT	WASHINGTON	2

*JOHN TAVARES SCORED AT 0:15 OF OT

**NICKLAS BACKSTROM SCORED AT 11:09 OF OT



2015 STANLEY CUP PLAYOFFS RESULTS

WESTERN CONFERENCE QUARTERFINALS

(ALL BEST-OF-SEVEN SERIES)

SERIES 'E' (MINNESOTA WILD WIN SERIES 4-2)

THU.	APR. 16	MINNESOTA	4	AT	ST. LOUIS	2
SAT.	APR. 18	MINNESOTA	1	AT	ST. LOUIS	4
MON.	APR. 20	ST. LOUIS	0	AT	MINNESOTA	3
WED.	APR. 22	ST. LOUIS	6	AT	MINNESOTA	1
FRI.	APR. 24	MINNESOTA	4	AT	ST. LOUIS	1
SUN.	APR. 26	ST. LOUIS	1	AT	MINNESOTA	4

SERIES 'F' (CHICAGO BLACKHAWKS WIN SERIES 4-2)

WED.	APR. 15	CHICAGO	4*	AT	NASHVILLE	3
FRI.	APR. 17	CHICAGO	2	AT	NASHVILLE	6
SUN.	APR. 19	NASHVILLE	2	AT	CHICAGO	4
TUE.	APR. 21	NASHVILLE	2	AT	CHICAGO	3**
THU.	APR. 23	CHICAGO	2	AT	NASHVILLE	5
SAT.	APR. 25	NASHVILLE	3	AT	CHICAGO	4

*DUNCAN KEITH SCORED AT 7:49 OF 2ND OT

**BRENT SEABROOK SCORED AT 1:00 OF 3RD OT

SERIES 'G' (ANAHEIM DUCKS WIN SERIES 4-0)

THU.	APR. 16	WINNIPEG	2	AT	ANAHEIM	4
SAT.	APR. 18	WINNIPEG	1	AT	ANAHEIM	2
MON.	APR. 20	ANAHEIM	5*	AT	WINNIPEG	4
WED.	APR. 22	ANAHEIM	5	AT	WINNIPEG	2

*RICKARD RAKELL SCORED AT 5:12 OF OT

SERIES 'H' (CALGARY FLAMES WIN SERIES 4-2)

WED.	APR. 15	CALGARY	2	AT	VANCOUVER	1
FRI.	APR. 17	CALGARY	1	AT	VANCOUVER	4
SUN.	APR. 19	VANCOUVER	2	AT	CALGARY	4
TUE.	APR. 21	VANCOUVER	1	AT	CALGARY	3
THU.	APR. 23	CALGARY	1	AT	VANCOUVER	2
SAT.	APR. 25	VANCOUVER	4	AT	CALGARY	7



2015 STANLEY CUP PLAYOFFS RESULTS

EASTERN CONFERENCE SEMIFINALS

SERIES 'I' (TAMPA BAY LIGHTNING WIN SERIES 4-2)

FRI.	MAY 1	TAMPA BAY	2*	AT	MONTREAL	1
SUN.	MAY 3	TAMPA BAY	6	AT	MONTREAL	2
WED.	MAY 6	MONTREAL	1	AT	TAMPA BAY	2
THU.	MAY 7	MONTREAL	6	AT	TAMPA BAY	2
SAT.	MAY 9	TAMPA BAY	1	AT	MONTREAL	2
TUE.	MAY 12	MONTREAL	1	AT	TAMPA BAY	4

*NIKITA KUCHEROV SCORED AT 2:06 OF 2ND OT

SERIES 'J' (NEW YORK RANGERS WIN SERIES 4-3)

THU.	APR. 30	WASHINGTON	2	AT	NY RANGERS	1
SAT.	MAY 2	WASHINGTON	2	AT	NY RANGERS	3
MON.	MAY 4	NY RANGERS	0	AT	WASHINGTON	1
WED.	MAY 6	NY RANGERS	1	AT	WASHINGTON	2
FRI.	MAY 8	WASHINGTON	1	AT	NY RANGERS	2*
SUN.	MAY 10	NY RANGERS	4	AT	WASHINGTON	3
WED.	MAY 13	WASHINGTON	1	AT	NY RANGERS	2**

*RYAN MCDONAGH SCORED AT 9:37 OF OT

**DEREK STEPAN SCORED AT 11:24 OF OT

WESTERN CONFERENCE SEMIFINALS

SERIES 'K' (CHICAGO BLACKHAWKS WIN SERIES 4-0)

FRI.	MAY 1	MINNESOTA	3	AT	CHICAGO	4
SUN.	MAY 3	MINNESOTA	1	AT	CHICAGO	4
TUE.	MAY 5	CHICAGO	1	AT	MINNESOTA	0
THU.	MAY 7	CHICAGO	4	AT	MINNESOTA	3

SERIES 'L' (ANAHEIM DUCKS WIN SERIES 4-1)

THU.	APR. 30	CALGARY	1	AT	ANAHEIM	6
SUN.	MAY 3	CALGARY	0	AT	ANAHEIM	3
TUE.	MAY 5	ANAHEIM	3	AT	CALGARY	4*
FRI.	MAY 8	ANAHEIM	4	AT	CALGARY	2
SUN.	MAY 10	CALGARY	2	AT	ANAHEIM	3**

*MIKAEL BACKLUND SCORED AT 4:24 OF OT

**COREY PERRY SCORED AT 2:26 OF OT



2015 STANLEY CUP PLAYOFFS RESULTS

EASTERN CONFERENCE FINAL

SERIES 'M' (TAMPA BAY LIGHTNING WIN SERIES 4-3)

SAT.	MAY 16	TAMPA BAY	1	AT	NY RANGERS	2
MON.	MAY 18	TAMPA BAY	6	AT	NY RANGERS	2
WED.	MAY 20	NY RANGERS	5	AT	TAMPA BAY	6*
FRI.	MAY 22	NY RANGERS	5	AT	TAMPA BAY	1
SUN.	MAY 24	TAMPA BAY	2	AT	NY RANGERS	0
TUE.	MAY 26	NY RANGERS	7	AT	TAMPA BAY	3
FRI.	MAY 29	TAMPA BAY	2	AT	NY RANGERS	0

*NIKITA KUCHEROV SCORED AT 3:33 OF OT

WESTERN CONFERENCE FINAL

SERIES 'N' (CHICAGO BLACKHAWKS WIN SERIES 4-3)

SUN.	MAY 17	CHICAGO	1	AT	ANAHEIM	4
TUE.	MAY 19	CHICAGO	3*	AT	ANAHEIM	2
THU.	MAY 21	ANAHEIM	2	AT	CHICAGO	1
SAT.	MAY 23	ANAHEIM	4	AT	CHICAGO	5**
MON.	MAY 25	CHICAGO	4	AT	ANAHEIM	5***
WED.	MAY 27	ANAHEIM	2	AT	CHICAGO	5
SAT.	MAY 30	CHICAGO	5	AT	ANAHEIM	3

*MARCUS KRUGER SCORED AT 16:12 OF 3RD OT

**ANTOINE VERMETTE SCORED AT 5:37 OF 2ND OT

***MATT BELESKEY SCORED AT 0:45 OF OT

STANLEY CUP FINAL

SERIES 'O' (CHICAGO BLACKHAWKS WIN SERIES 4-2)

WED.	JUNE 3	CHICAGO	2	AT	TAMPA BAY	1
SAT.	JUNE 6	CHICAGO	3	AT	TAMPA BAY	4
MON.	JUNE 8	TAMPA BAY	3	AT	CHICAGO	2
WED.	JUNE 10	TAMPA BAY	1	AT	CHICAGO	2
SAT.	JUNE 13	CHICAGO	2	AT	TAMPA BAY	1
MON.	JUNE 15	TAMPA BAY	0	AT	CHICAGO	2



2015 PLAYOFFS SCORING & GOALTENDING LEADERS

2015 NHL PLAYOFFS SCORING LEADERS

	PLAYER	TEAM	POS	GP	G	A	P	+/-	PIM	PP	SH	GW	OT	S	S%	TOI/G
1	TYLER JOHNSON	TBL	C	26	13	10	23	7	24	2	1	4	1	60	21.7	18:30
2	PATRICK KANE	CHI	R	23	11	12	23	7	0	2	0	3	0	64	17.2	20:23
3	NIKITA KUCHEROV	TBL	R	26	10	12	22	7	14	3	0	3	2	57	17.5	16:59
4	JONATHAN TOEWS	CHI	C	23	10	11	21	7	8	3	1	0	0	61	16.4	20:54
5	DUNCAN KEITH	CHI	D	23	3	18	21	16	4	0	0	3	1	59	5.1	31:06
6	RYAN GETZLAF	ANA	C	16	2	18	20	6	6	2	0	0	0	48	4.2	22:25
7	COREY PERRY	ANA	R	16	10	8	18	6	14	2	0	2	1	64	15.6	19:54
8	ALEX KILLORN	TBL	C	26	9	9	18	3	12	1	0	2	0	66	13.6	20:10
9	STEVEN STAMKOS	TBL	C	26	7	11	18	2	20	2	0	1	0	65	10.8	18:33
10	JAKOB SILFVERBERG	ANA	R	16	4	14	18	6	16	1	0	1	0	41	9.8	19:01
11	MARIAN HOSSA	CHI	R	23	4	13	17	7	10	1	1	2	0	69	5.8	19:51
12	DERICK BRASSARD	NYR	C	19	9	7	16	9	20	2	0	1	0	55	16.4	17:48
13	ONDREJ PALAT	TBL	L	26	8	8	16	5	12	4	0	0	0	43	18.6	19:10
14	PATRICK SHARP	CHI	L	23	5	10	15	2	8	1	0	0	0	64	7.8	15:34
15	RICK NASH	NYR	L	19	5	9	14	8	4	2	0	0	0	69	7.2	18:30
16	VALTERI FILPPULA	TBL	C	26	4	10	14	-6	4	2	0	1	0	31	12.9	19:13
17	BRAD RICHARDS	CHI	C	23	3	11	14	4	8	1	0	0	0	50	6.0	16:43
18	VICTOR HEDMAN	TBL	D	26	1	13	14	11	6	1	0	0	0	64	1.6	23:57
19	RYAN KESLER	ANA	C	16	7	6	13	2	24	1	0	1	0	33	21.2	20:28
20	DEREK STEPAN	NYR	C	19	5	7	12	-1	10	2	0	1	1	48	10.4	19:31
21	ANDREW SHAW	CHI	R	23	5	7	12	-4	36	2	0	0	0	45	11.1	15:33
22	BRANDON SAAD	CHI	L	23	8	3	11	5	6	0	1	2	0	59	13.6	20:16
23	BRENT SEABROOK	CHI	D	23	7	4	11	5	10	1	0	1	1	44	15.9	26:17
24	PATRICK MAROON	ANA	L	16	7	4	11	4	6	3	0	1	0	42	16.7	17:55
25	SAMI VATANEN	ANA	D	16	3	8	11	5	8	0	0	0	0	35	8.6	21:13



2015 PLAYOFFS SCORING & GOALTENDING LEADERS

2015 NHL PLAYOFFS GOALTENDING LEADERS

	PLAYER	TEAM	GP	GS	SA	GA	GAA	W	L	OT	SV	SV%	SO	TOI
1	BEN BISHOP	TBL	25	25	669	53	2.18	13	11	0	616	.921	3	1,458:58
2	COREY CRAWFORD	CHI	20	19	616	47	2.31	13	6	1	569	.924	2	1,222:47
3	HENRIK LUNDQVIST	NYR	19	19	570	41	2.11	11	8	1	529	.928	0	1,166:10
4	FREDERIK ANDERSEN	ANA	16	16	472	41	2.34	11	5	3	431	.913	1	1,049:40
5	BRADEN HOLTBY	WSH	13	13	412	23	1.71	6	7	3	389	.944	1	805:43
6	CAREY PRICE	MTL	12	12	352	28	2.23	6	6	1	324	.920	1	751:43
7	DEVAN DUBNYK	MIN	10	10	260	24	2.53	4	6	0	236	.908	1	570:25
8	PETR MRAZEK	DET	7	7	186	14	2.11	3	4	1	172	.925	2	398:14
9	SCOTT DARLING	CHI	5	4	171	11	2.21	3	1	0	160	.936	0	297:46
10	JAROSLAV HALAK	NYI	7	7	215	16	2.30	3	4	1	199	.926	0	417:44

2014-15 DETROIT RED WINGS STATISTICS

DETROIT RED WINGS REGULAR SEASON STATISTICS

	PLAYER	POS	GP	G	A	P	+/-	PIM	PP	SH	GW	OT	S	S%	TOI/G
1	HENRIK ZETTERBERG	L	77	17	49	66	-6	32	4	0	3	1	227	7.5	19:06
2	PAVEL DATSYUK	C	63	26	39	65	12	8	8	0	5	1	165	15.8	19:03
3	TOMAS TATAR	L	82	29	27	56	6	28	9	0	7	0	211	13.7	16:13
4	GUSTAV NYQUIST	R	82	27	27	54	-11	26	14	0	4	1	195	13.8	16:39
5	JUSTIN ABDELKADER	L	71	23	21	44	3	72	8	0	5	2	154	14.9	17:54
6	NIKLAS KRONWALL	D	80	9	35	44	-4	40	3	0	1	1	101	8.9	23:50
7	RILEY SHEAHAN	C	79	13	23	36	-3	16	5	0	0	0	123	10.6	15:38
8	DARREN HELM	C	75	15	18	33	7	12	3	2	1	0	160	9.4	15:50
9	DANNY DEKEYSER	D	80	2	29	31	11	42	0	0	1	0	89	2.2	20:55
10	STEPHEN WEISS	C	52	9	16	25	-2	16	3	0	1	0	52	17.3	11:20
11	JOHAN FRANZEN	R	33	7	15	22	-12	30	4	0	3	0	74	9.5	16:03
12	LUKE GLENDENING	C	82	12	6	18	5	34	1	0	2	0	104	11.5	14:43
13	KYLE QUINCEY	D	73	3	15	18	10	77	0	0	0	0	90	3.3	19:28
14	TOMAS JURCO	R	63	3	15	18	6	14	1	0	0	0	92	3.3	11:30
15	JONATHAN ERICSSON	D	82	3	12	15	-5	70	0	0	0	0	82	3.7	19:34
16	DREW MILLER	L	82	5	8	13	-3	25	0	1	0	0	98	5.1	13:26
17	JAKUB KINDL	D	35	5	8	13	2	22	2	0	0	0	54	9.3	15:54
18	BRENDAN SMITH	D	76	4	9	13	-2	68	0	0	1	0	88	4.5	17:53
19	MAREK ZIDLICKY	D	21	3	8	11	-2	14	3	0	1	1	27	11.1	18:01
20	TEEMU PULKINEN	L	31	5	3	8	5	10	1	0	2	0	67	7.5	11:28
21	JOAKIM ANDERSSON	C	68	3	5	8	-4	22	0	0	1	0	74	4.1	11:37
22	ERIK COLE	L	11	3	3	6	-2	0	1	0	0	0	24	12.5	14:39
23	XAVIER OUELLET	D	21	2	1	3	4	2	0	0	0	0	27	7.4	16:23
24	ALEXEY MARCHENKO	D	13	1	1	2	1	2	0	0	0	0	7	14.3	15:25
25	DANIEL CLEARY	R	17	1	1	2	-4	6	0	0	0	0	17	5.9	9:08
26	BRIAN LASHOFF	D	11	0	2	2	4	6	0	0	0	0	7	0.0	13:17
27	ANDREJ NESTRASIL	C	13	0	2	2	-3	4	0	0	0	0	16	0.0	11:03
28	LONDON FERRARO	C	3	1	0	1	1	0	0	0	1	0	4	25.0	11:59

DETROIT RED WINGS GOALTENDERS REGULAR SEASON STATISTICS

	PLAYER	GP	GS	W	L	OT	SA	GA	GAA	SV	SV%	SO	PIM	TOI
1	JIMMY HOWARD	53	50	23	13	11	1,350	121	2.44	1,229	.910	2	2	2,970:35
2	PETR MRAZEK	29	26	16	9	2	768	63	2.38	705	.918	3	0	1,585:02
3	JONAS GUSTAVSSON	7	6	3	3	1	168	15	2.56	153	.911	1	2	351:12
4	TOM MCCOLLUM	2	0	1	0	0	25	1	0.91	24	0.96	0	0	65:54



2014-15 DETROIT RED WINGS STATISTICS

DETROIT RED WINGS 2015 PLAYOFFS STATISTICS

	PLAYER	POS	GP	G	A	P	+/-	PIM	PP	SH	GW	OT	S	S%	TOI/G
1	PAVEL DATSYUK	C	7	3	2	5	-3	2	1	0	1	0	17	17.6	19:07
2	TOMAS TATAR	L	7	3	1	4	-3	2	1	0	0	0	18	16.7	15:45
3	JONATHAN ERICSSON	D	7	0	4	4	0	8	0	0	0	0	5	0.0	19:50
4	LUKE GLENDENING	C	7	2	1	3	1	8	0	1	1	0	10	20.0	15:31
5	RILEY SHEAHAN	C	7	2	1	3	-1	2	2	0	1	0	8	25.0	14:08
6	KYLE QUINCEY	D	7	0	3	3	-1	4	0	0	0	0	8	0.0	19:38
7	DARREN HELM	C	7	0	3	3	-3	4	0	0	0	0	9	0.0	19:17
8	HENRIK ZETTERBERG	L	7	0	3	3	-4	8	0	0	0	0	18	0.0	18:02
9	DREW MILLER	L	7	1	1	2	-1	2	0	0	0	0	8	12.5	16:43
10	GUSTAV NYQUIST	R	7	1	1	2	-2	2	0	0	0	0	15	6.7	15:39
11	JOAKIM ANDERSSON	C	7	1	1	2	1	2	0	0	0	0	6	16.7	9:45
12	TOMAS JURCO	R	7	1	1	2	-1	2	1	0	0	0	4	25.0	8:31
13	NIKLAS KRONWALL	D	6	0	2	2	-1	4	0	0	0	0	4	0.0	23:35
14	JUSTIN ABDELKADER	L	5	0	2	2	-1	6	0	0	0	0	6	0.0	16:43
15	DANNY DEKEYSER	D	7	1	0	1	-4	12	0	0	0	0	3	33.3	21:22
16	MAREK ZIDLICKY	D	6	0	0	0	0	4	0	0	0	0	8	0.0	15:16
17	BRENDAN SMITH	D	5	0	0	0	1	6	0	0	0	0	6	0.0	16:05
18	LONDON FERRARO	C	7	0	0	0	-2	2	0	0	0	0	10	0.0	10:08
19	ALEXEY MARCHENKO	D	3	0	0	0	-3	0	0	0	0	0	1	0.0	16:52
20	STEPHEN WEISS	C	2	0	0	0	-1	0	0	0	0	0	1	0.0	10:28
21	JAKUB KINDL	D	1	0	0	0	-1	0	0	0	0	0	3	0.0	16:37

DETROIT RED WINGS 2015 GOALTENDERS PLAYOFFS STATISTICS

	PLAYER	GP	GS	W	L	OT	SA	GA	GAA	SV	SV%	SO	PIM	TOI
1	PETR MRAZEK	7	7	3	4	1	186	14	2.11	172	.925	2	0	398:14
2	JIMMY HOWARD	1	0	0	0	0	12	1	3	11	.917	0	0	20:00



2014-15 GAME-BY-GAME RESULTS

82-GAME REGULAR SEASON

GAME	DATE	OPPOSITION	RESULT	SCORE	RECORD	POINTS
1	10/9/14	BOS	W	2-1	1-0-0	2
2	10/11/14	ANA	L	2-3	1-1-0	2
3	10/15/14	BOS	SOL	2-3	1-1-1	3
4	10/17/14	@TOR	W	4-1	2-1-1	5
5	10/18/14	TOR	OTW	1-0	3-1-1	7
6	10/21/14	@MTL	OTL	1-2	3-1-2	8
7	10/23/14	PIT	OTW	4-3	4-1-2	10
8	10/25/14	@PHI	L	2-4	4-2-2	10
9	10/29/14	@WSH	W	4-2	5-2-2	12
10	10/31/14	LAK	W	5-2	6-2-2	14
11	11/2/14	@BUF	SOL	2-3	6-2-3	15
12	11/4/14	@OTT	L	1-3	6-3-3	15
13	11/5/14	@NYR	OTL	3-4	6-3-4	16
14	11/7/14	NJD	W	4-2	7-3-4	18
15	11/9/14	TBL	SOL	3-4	7-3-5	19
16	11/14/14	CHI	W	4-1	8-3-5	21
17	11/16/14	MTL	L	1-4	8-4-5	21
18	11/18/14	@CBJ	W	5-0	9-4-5	23
19	11/20/14	@WPG	W	4-3	10-4-5	25
20	11/22/14	@TOR	L	1-4	10-5-5	25
21	11/24/14	OTT	W	4-3	11-5-5	27
22	11/26/14	PHI	W	5-2	12-5-5	29
23	11/28/14	@NJD	SOW	5-4	13-5-5	31
24	11/30/14	VAN	W	5-3	14-5-5	33
25	12/2/14	FLA	L	3-4	14-6-5	33
26	12/4/14	DAL	W	5-2	15-6-5	35
27	12/6/14	NYR	W	3-2	16-6-5	37
28	12/7/14	@CAR	W	3-1	17-6-5	39
29	12/10/14	TOR	SOL	1-2	17-6-6	40
30	12/12/14	FLA	SOL	2-3	17-6-7	41
31	12/13/14	@TOR	L	1-4	17-7-7	41
32	12/16/14	CBJ	SOL	0-1	17-7-8	42
33	12/19/14	NYI	L	1-2	17-8-8	42
34	12/21/14	COL	SOL	1-2	17-8-9	43
35	12/23/14	BUF	W	6-3	18-8-9	45
36	12/27/14	@OTT	OTW	3-2	19-8-9	47
37	12/29/14	@BOS	L	2-5	19-9-9	47
38	12/31/14	NJD	W	3-1	20-9-9	49
39	1/3/15	@VAN	L	1-4	20-10-9	49
40	1/6/15	@EDM	W	4-2	21-10-9	51
41	1/7/15	@CGY	W	3-2	22-10-9	53
42	1/10/15	@WSH	L	1-3	22-11-9	53
43	1/13/15	@BUF	W	3-1	23-11-9	55
44	1/15/15	@STL	OTW	3-2	24-11-9	57
45	1/17/15	NSH	W	5-2	25-11-9	59
46	1/18/15	BUF	W	6-4	26-11-9	61
47	1/20/15	MIN	SOW	5-4	27-11-9	63
48	1/27/15	@FLA	W	5-4	28-11-9	65



2014-15 GAME-BY-GAME RESULTS

GF	GA	GOALTENDER	GAME WINNING GOAL
2	1	HOWARD	NYQUIST
4	4	HOWARD	Getzlaf
6	7	HOWARD	Krejci
10	8	HOWARD	FRANZEN
11	8	GUSTAVSSON	ZETTERBERG
12	10	HOWARD	Desharnais
16	13	HOWARD	ABDELKADER
18	17	GUSTAVSSON	B. Schenn
22	19	HOWARD	ABDELKADER
27	21	HOWARD	NYQUIST
29	24	HOWARD	Girgensons
30	27	HOWARD	Wiercioch
33	31	GUSTAVSSON	Brassard
37	33	HOWARD	FRANZEN
40	37	HOWARD	Callahan
44	38	HOWARD	FRANZEN
45	42	HOWARD	Subban
50	42	HOWARD	TATAR
54	45	MRAZEK	TATAR
55	49	HOWARD	Bozak
59	52	HOWARD	WEISS
64	54	HOWARD	DATSYUK
69	58	MRAZEK	NYQUIST
74	61	HOWARD	DEKEYSER
77	65	HOWARD	Ekblad
82	67	HOWARD	DATSYUK
85	69	HOWARD	HELM
88	70	MRAZEK	TATAR
89	72	HOWARD	Santorelli
91	75	HOWARD	Trocheck
92	79	MRAZEK	Panik
92	80	HOWARD	Jenner
93	82	MRAZEK	Lee
94	84	MRAZEK	Iginla
100	87	MRAZEK	TATAR
103	89	HOWARD	NYQUIST
105	94	HOWARD	Soderberg
108	95	HOWARD	ZETTERBERG
109	99	HOWARD	Vrbata
113	101	HOWARD	DATSYUK
116	103	MRAZEK	ABDELKADER
117	106	MRAZEK	Carlson
120	107	MRAZEK	NYQUIST
123	109	MRAZEK	DATSYUK
128	111	MRAZEK	TATAR
134	115	MCCOLLUM	ZETTERBERG
139	119	MRAZEK	DATSYUK
144	123	MRAZEK	GLENENDING



2014-15 GAME-BY-GAME RESULTS

82-GAME REGULAR SEASON

GAME	DATE	OPPOSITION	RESULT	SCORE	RECORD	POINTS
49	1/29/15	@TBL	L	1-5	28-12-9	65
50	1/31/15	NYI	W	4-1	29-12-9	67
51	2/5/15	@COL	W	3-0	30-12-9	69
52	2/7/15	@ARI	W	3-1	31-12-9	71
53	2/11/15	@PIT	L	1-4	31-13-9	71
54	2/14/15	WPG	SOL	4-5	31-13-10	72
55	2/16/15	MTL	L	0-2	31-14-10	72
56	2/18/15	@CHI	SOW	3-2	32-14-10	74
57	2/21/15	@DAL	OTW	7-6	33-14-10	76
58	2/23/15	@ANA	SOL	3-4	33-14-11	77
59	2/24/15	@LAK	L	0-1	33-15-11	77
60	2/26/15	@SJS	W	3-2	34-15-11	79
61	2/28/15	@NSH	W	4-3	35-15-11	81
62	3/4/15	NYR	OTW	2-1	36-15-11	83
63	3/6/15	CGY	L	2-5	36-16-11	83
64	3/8/15	@BOS	L	3-5	36-17-11	83
65	3/9/15	EDM	W	5-2	37-17-11	85
66	3/12/15	CBJ	L	1-3	37-18-11	85
67	3/14/15	@PHI	L	2-7	37-19-11	85
68	3/15/15	@PIT	W	5-1	38-19-11	87
69	3/19/15	@FLA	L	1-3	38-20-11	87
70	3/20/15	@TBL	L	1-3	38-21-11	87
71	3/22/15	STL	OTW	2-1	39-21-11	89
72	3/24/15	ARI	OTL	4-5	39-21-12	90
73	3/26/15	SJS	L	4-6	39-22-12	90
74	3/28/15	TBL	W	4-0	40-22-12	92
75	3/29/15	@NYI	L	4-5	40-23-12	92
76	3/31/15	OTT	SOL	1-2	40-23-13	93
77	4/2/15	BOS	L	2-3	40-24-13	93
78	4/4/15	@MIN	SOW	3-2	41-24-13	95
79	4/5/15	WSH	L	1-2	41-25-13	95
80	4/7/15	CAR	W	3-2	42-25-13	97
81	4/9/15	@MTL	OTL	3-4	42-25-14	98
82	4/11/15	@CAR	W	2-0	43-25-14	100



2014-15 GAME-BY-GAME RESULTS

GF	GA	GOALTENDER	GAME WINNING GOAL
145	128	MRAZEK	Paquette
149	129	MRAZEK	SMITH
152	129	MRAZEK	ABDELKADER
155	130	MRAZEK	TATAR
156	134	MRAZEK	Comeau
160	139	HOWARD	Stafford
160	141	HOWARD	Plekanec
163	143	HOWARD	TATAR
170	149	GUSTAVSSON	KRONWALL
173	153	HOWARD	Silfverberg
173	154	GUSTAVSSON	Williams
176	156	HOWARD	GLENDENING
180	159	GUSTAVSSON	TATAR
182	160	HOWARD	ZIDLICKY
184	165	HOWARD	Hudler
187	170	GUSTAVSSON	Paille
192	172	HOWARD	PULKKINEN
193	175	HOWARD	Hartnell
195	182	HOWARD	B. Schenn
200	183	MRAZEK	PULKKINEN
201	186	MRAZEK	Pirri
202	189	HOWARD	Killorn
204	190	HOWARD	ABDELKADER
208	195	HOWARD	Arcobello
212	201	MRAZEK	Marleau
216	201	MRAZEK	ANDERSSON
220	206	HOWARD	Clutterbuck
221	208	MRAZEK	Stone
223	211	MRAZEK	Trotman
226	213	HOWARD	HELM
227	215	MRAZEK	Green
230	217	HOWARD	DATSYUK
233	221	HOWARD	Eller
235	221	MRAZEK	FERRARO



2014-15 GAME-BY-GAME RESULTS

2014-15 GAME-BY-GAME PLAYOFF RESULTS

GAME	DATE	OPPONENT	RESULT	SCORE	RECORD
1	4/16/15	@TBL	W	3-2	1-0
2	4/18/15	@TBL	L	1-5	1-1
3	4/21/15	TBL	W	3-0	2-1
4	4/23/15	TBL	OTL	2-3	2-2
5	4/25/15	@TBL	W	4-0	3-2
6	4/27/15	TBL	L	2-5	3-3
7	4/29/15	@TBL	L	0-2	3-4



2014-15 GAME-BY-GAME RESULTS

GF	GA	GOALIE	GAME WINNING GOAL
3	2	MRAZEK	GLENDENING
4	7	MRAZEK	Killorn
7	7	MRAZEK	DATSYUK
9	10	MRAZEK	Johnson
13	10	MRAZEK	SHEAHAN
15	15	MRAZEK	Johnson
15	17	MRAZEK	Coburn

2014-15 GAME-BY-GAME HOME RESULTS

GAME	DATE	OPPOSITION	RESULT	SCORE	RECORD	ATTENDANCE	SELLOUTS
1	10/9/14	BOS	W	2-1	1-0-0	20,027	*
2	10/11/14	ANA	L	2-3	1-1-0	20,027	*
3	10/15/14	BOS	SOL	2-3	1-1-1	20,027	*
4	10/18/14	TOR	OTW	1-0	2-1-1	20,027	*
5	10/23/14	PIT	OTW	4-3	3-1-1	20,027	*
6	10/31/14	LAK	W	5-2	4-1-1	20,027	*
7	11/7/14	NJD	W	4-2	5-1-1	20,027	*
8	11/9/14	TBL	SOL	3-4	5-1-2	20,027	*
9	11/14/14	CHI	W	4-1	6-1-2	20,027	*
10	11/16/14	MTL	L	1-4	6-2-2	20,027	*
11	11/24/14	OTT	W	4-3	7-2-2	20,027	*
12	11/26/14	PHI	W	5-2	8-2-2	20,027	*
13	11/30/14	VAN	W	5-3	9-2-2	20,027	*
14	12/2/14	FLA	L	3-4	9-3-2	20,027	*
15	12/4/14	DAL	W	5-2	10-3-2	20,027	*
16	12/6/14	NYR	W	3-2	11-3-2	20,027	*
17	12/10/14	TOR	SOL	1-2	11-3-3	20,027	*
18	12/12/14	FLA	SOL	2-3	11-3-4	20,027	*
19	12/16/14	CBJ	SOL	0-1	11-3-5	20,027	*
20	12/19/14	NYI	L	1-2	11-4-5	20,027	*
21	12/21/14	COL	SOL	1-2	11-4-6	20,027	*
22	12/23/14	BUF	W	6-3	12-4-6	20,027	*
23	12/31/14	NJD	W	3-1	13-4-6	20,027	*
24	1/17/15	NSH	W	6-2	14-4-6	20,027	*
25	1/18/15	BUF	W	6-4	15-4-6	20,027	*
26	1/20/15	MIN	SOW	5-4	16-4-6	20,027	*
27	1/31/15	NYI	W	4-1	17-4-6	20,027	*
28	2/14/15	WPG	SOL	4-5	17-4-7	20,027	*
29	2/16/15	MTL	L	0-2	17-5-7	20,027	*
30	3/4/15	NYR	OTW	2-1	18-5-7	20,027	*
31	3/6/15	CGY	L	2-5	18-6-7	20,027	*
32	3/9/15	EDM	W	5-2	19-6-7	20,027	*
33	3/12/15	CBJ	L	1-3	19-7-7	20,027	*
34	3/22/15	STL	OTW	2-1	20-7-7	20,027	*
35	3/24/15	ARI	OTL	4-5	20-7-8	20,027	*
36	3/26/15	SJS	L	4-6	20-8-8	20,027	*
37	3/28/15	TBL	W	4-0	21-8-8	20,027	*
38	3/31/15	OTT	SOL	1-2	21-8-9	20,027	*
39	4/2/15	BOS	L	2-3	21-9-9	20,027	*
40	4/5/15	WSH	L	1-2	21-10-9	20,027	*
41	4/7/15	CAR	W	3-2	22-10-9	20,027	*

Home Record: 22-10-9

Home Attendance: 821,107

Average: 20,027

* = Sellout

SOW = Shootout win

SOL = Shootout loss

OTW = Overtime win

OTL = Overtime loss



2014-15 GAME-BY-GAME ROAD RESULTS

GAME	DATE	OPPOSITION	RESULT	SCORE	RECORD	ATTENDANCE	SELLOUTS
1	10/17/14	@TOR	W	4-1	1-0-0	19,054	*
2	10/21/14	@MTL	OTL	1-2	1-0-1	21,287	*
3	10/25/14	@PHI	L	2-4	1-1-1	19,867	*
4	10/29/14	@WSH	W	4-2	2-1-1	18,506	*
5	11/2/14	@BUF	SOL	2-3	2-1-2	17,815	
6	11/4/14	@OTT	L	1-3	2-2-2	16,436	
7	11/5/14	@NYR	OTL	3-4	2-2-3	18,006	*
8	11/18/14	@CBJ	W	5-0	3-2-3	15,438	
9	11/20/14	@WPG	W	4-3	4-2-3	15,016	*
10	11/22/14	@TOR	L	1-4	4-3-3	19,311	*
11	11/28/14	@NJD	SOW	5-4	5-3-3	16,592	
12	12/7/14	@CAR	W	3-1	6-3-3	13,489	
13	12/13/14	@TOR	L	1-4	6-4-3	19,063	*
14	12/27/14	@OTT	OTW	3-2	7-4-3	17,194	
15	12/29/14	@BOS	L	2-5	7-5-3	17,565	*
16	1/3/15	@VAN	L	1-4	7-6-3	18,870	*
17	1/6/15	@EDM	W	4-2	8-6-3	16,839	*
18	1/7/15	@CGY	W	3-2	9-6-3	19,154	
19	1/10/15	@WSH	L	1-3	9-7-3	18,506	*
20	1/13/15	@BUF	W	3-1	10-7-3	19,070	*
21	1/15/15	@STL	OTW	3-2	11-7-3	18,543	
22	1/27/15	@FLA	W	5-4	12-7-3	12,190	
23	1/29/15	@TBL	L	1-5	12-8-3	19,204	*
24	2/5/15	@COL	W	3-0	13-8-3	18,087	*
25	2/7/15	@ARI	W	3-1	14-8-3	17,125	*
26	2/11/15	@PIT	L	1-4	14-9-3	18,580	*
27	2/18/15	@CHI	SOW	3-2	15-9-3	22,112	*
28	2/21/15	@DAL	OTW	7-6	16-9-3	18,532	*
29	2/23/15	@ANA	SOL	3-4	16-9-4	17,174	*
30	2/24/15	@LAK	L	0-1	16-10-4	18,203	*
31	2/26/15	@SJS	W	3-2	17-10-4	17,562	*
32	2/28/15	@NSH	W	4-3	18-10-4	17,631	*
33	3/8/15	@BOS	L	3-5	18-11-4	17,565	*
34	3/14/15	@PHI	L	2-7	18-12-4	19,701	*
35	3/15/15	@PIT	W	5-1	19-12-4	18,668	*
36	3/19/15	@FLA	L	1-3	19-13-4	11,458	
37	3/20/15	@TBL	L	1-3	19-14-4	19,204	*
38	3/29/15	@NYI	L	4-5	19-15-4	16,170	*
39	4/4/15	@MIN	SOW	3-2	20-15-4	19,246	*
40	4/9/15	@MTL	OTL	3-4	20-15-5	21,287	*
41	4/11/15	@CAR	W	2-0	21-15-5	16,680	

Road Record:21-15-5

Road Attendance:732,000

Average:17,854

* = Sellout

SOW =Shootout win

SOL =Shootout loss

OTW =Overtime win

OTL =Overtime loss



2014-15 TEAM-BY-TEAM RECORDS



ANAHEIM DUCKS

2695 E Katella Ave.
Anaheim, CA 92806
ducks.nhl.com

Arena..... Honda Center (17,174)
Entered NHL 1993-94 (23rd season)
Conference / Division..... Western / Pacific
Regular Season Record..... 773-661-107-115
Playoff Record..... 76-58
Stanley Cup Champions 2007
Office Phone..... (714) 940-2900
Fax..... (714) 940-2953
2014-15 Record 51-24-2-5 (109 pts.)
2014-15 Playoffs Lost in Conf. Final

Staff Listing

Owners..... Henry and Susan Samuelli
Executive VP and GM..... Bob Murray
Senior VP, Hockey Operations David McNab
Head Coach Bruce Boudreau
Assistant Coaches ... Trent Yawney, Paul MacLean
..... Scott Niedermayer
Goaltending Consultant Dwayne Roloson
Video Coordinator Joe Piscotty
Strength & Conditioning Coach ... Mark Fitzgerald
Head Athletic Trainer Joe Huff
Equipment Manager Doug Shearer
Director of Player Personnel..... Rick Paterson
Director of Player Development ... Todd Marchant
Dir. of Media & Communications..... Alex Gilchrist
Media & Communications Manager .. Steve Hoem
Publicist..... Keren Lynch

vs. ANAHEIM

SEASON RECORD	W	L	OTL	Pts	GF	GA	PPGF	PPGA	SHGF	SHGA	PIM
Home	0	1	0	0	2	3	0	0	0	0	8
Road	0	0	1	1	3	4	1	0	0	0	8
TOTALS	0	1	1	1	5	7	1	0	0	0	16

RESULTS

DATE	SITE	W/L	DRW	OPP
Oct. 11	H	L	2	3
Feb. 23	A	SOL	3	4

GOALS BY PERIOD

TEAM	1	2	3	OT	SO	TOT
Detroit	0	3	2	0	0	5
Anaheim	0	1	5	0	1	7

SPECIAL TEAMS

DETROIT POWER PLAY			DETROIT PENALTY KILL		
Home	0-2	0.00%	Home	3-3	100%
Road	1-5	20.0%	Road	4-4	100%
Totals	1-7	14.3%	Totals	7-7	100%

LEADERS

DETROIT		ANAHEIM	
Niklas Kronwall	0G-3A-3P, -2 in 2 games	Ryan Getzlaf	2G-1A-3P, +1 in 2 games
Pavel Datsyuk	2G-0A-2P, +0 in 1 game	Matt Beleskey	1G-0A-1P, +1 in 1 game
Gustav Nyquist	1G-1A-2P, -1 in 2 games	Francois Beauchemin	1G-0A-1P, +2 in 1 game
Justin Abdelkader	0G-2A-2P, +0 in 2 games	Etem/Cogliano	1G-0A-1P, +0 in 2 games
Jimmy Howard	0-1-1, 6 GA, .882 SV%	Frederik Andersen	1-0-0, 2 GA, .931 SV%

ALL-TIME SEASON RECORD

SITE	GP	W	L	T	OTL	PTS	GF	GA
Home	39	30	6	3	0	63	136	85
Road	40	18	15	4	3	43	105	100
TOTALS	79	48	21	7	3	106	241	185



2014-15 TEAM-BY-TEAM RECORDS



ARIZONA COYOTES

9400 W. Maryland Ave.
Glendale, AZ 85305
coyotes.nhl.com

Arena.....Gila River Arena (17,125)
Entered NHL 1979-80 (37th season)
Conference / Division..... Western / Pacific
Regular Season Record..... 1145-1256-266-113
Playoff Record..... 41-78
Stanley Cup Champions None
Office Phone..... (623) 772-3200
Fax..... (623) 772-3201
2014-15 Record 24-50-3-5 (56 pts.)
2014-15 Playoffs Did Not Qualify

Staff Listing

Governor..... Andrew Barroway
President & CEO..... Anthony LeBlanc
Executive VP & GM Don Maloney
Senior VP and Assistant GM Darcy Regier
Assistant GMs..... Chris O'Hearn, John Chayka
Head Coach Dave Tippett
Associate Coach..... Jim Playfair
Assistant Coaches Newell Brown, John Slaney
Goaltending Coaches Jon Elkin, Corey Schwab
Development Coach Steve Sullivan
Video Coach Steve Peters
Strength & Conditioning Coach JP Major
Head Athletic Trainer Jason Serbus
Head Equipment Manager Stan Wilson
Vice President of Communications Rich Nairn
Media Relations Director Chris Wojcik
Media Relations Coordinator Greg Dillard

vs. ARIZONA

SEASON RECORD	W	L	OTL	Pts	GF	GA	PPGF	PPGA	SHGF	SHGA	PIM
Home	0	0	1	1	4	5	1	2	0	0	10
Road	1	0	0	2	3	1	1	0	0	0	8
TOTALS	1	0	1	3	7	6	2	2	0	0	18

RESULTS

DATE	SITE	W/L	DRW	OPP
Feb. 7	A	W	3	1
March 24	H	OTL	4	5

GOALS BY PERIOD

TEAM	1	2	3	OT	SO	TOT
Detroit	0	3	4	0	0	7
Arizona	1	2	2	1	0	6

SPECIAL TEAMS

DETROIT POWER PLAY			DETROIT PENALTY KILL		
Home	1-5	20.0%	Home	3-5	60.0%
Road	1-6	16.7%	Road	5-5	100%
Totals	2-11	18.2%	Totals	8-10	80.0%

LEADERS

DETROIT		ARIZONA	
Tomas Tatar	1G-3A-4P, +2 in 2 games	Mark Arcobello	2G-1A-3P, -1 in 1 game
Jakub Kindl	1G-1A-2P, +1 in 1 game	Dave Moss	2G-1A-3P, +1 in 2 games
Darren Helm	1G-1A-2P, +2 in 2 games	Oliver Ekman-Larsson	1G-2A-3P, +0 in 2 games
Justin Abdelkader	1G-1A-2P, -2 in 2 games	John Moore	1G-1A-2P, +0 in 1 game
Petr Mrazek	1-0-0, 1 GA, .957 SV%	Mike Smith	1-1-0, 6 GA, .903 SV%

ALL-TIME SEASON RECORD

SITE	GP	W	L	T	OTL	PTS	GF	GA
Home	68	36	22	8	2	82	260	219
Road	67	30	21	14	2	76	214	195
TOTALS	135	66	43	22	4	158	474	414



2014-15 TEAM-BY-TEAM RECORDS



BOSTON BRUINS

100 Legends Way
Boston, MA 02114
bruins.nhl.com

Arena..... TD Garden (17,565)
Entered NHL 1924-25 (92nd season)
Conference / Division..... Eastern / Atlantic
Regular Season Record..... 2979-2267-791-135
Playoff Record..... 299-304-6
Stanley Cup Champions 1929, 1939, 1941,
..... 1970, 1972 and 2011
Office Phone..... (617) 624-2327
Fax (617) 523-7184
2014-15 Record 41-27-4-10 (96 pts.)
2014-15 Playoffs Did Not Qualify

Staff Listing

Owner & Governor Jeremy M. Jacobs
Chief Executive Officer..... Charlie Jacobs
Senior Advisor to the Owner Harry Sinden
President Cam Neely
General Manager Don Sweeney
Assistant General Manager Scott Bradley
Executive Dir., Player Personnel... John Ferguson
Head Coach Claude Julien
Assistant Coaches Doug Houda, Doug Jarvis,
..... Joe Sacco
Goaltending Coach..... Bob Essensa
Video Analyst..... Jeremy Rogalski
Strength & Conditioning Coach... John Whitesides
Athletic Trainer..... Don DelNegro
Equipment Manager Derek Repucci
VP, Communications/Content... Matthew Chmura
Director, Communications/Content..... Eric Tosi
Director, Publications/Information... Heidi Holland
Communications Specialist..... Erika Wentzell

vs. BOSTON

SEASON RECORD	W	L	OTL	Pts	GF	GA	PPGF	PPGA	SHGF	SHGA	PIM
Home	1	1	1	3	6	7	3	1	0	0	22
Road	0	2	0	0	5	10	2	3	0	2	18
TOTALS	1	3	1	3	11	17	5	4	0	2	40

RESULTS

DATE	SITE	W/L	DRW	OPP
Oct. 9	H	W	2	1
Oct. 15	H	SOL	2	3
Dec. 29	A	L	2	5
March 8	A	L	3	5
April 2	H	L	2	3

GOALS BY PERIOD

TEAM	1	2	3	OT	SO	TOT
Detroit	3	4	4	0	0	11
Boston	7	3	6	0	1	17

SPECIAL TEAMS

DETROIT POWER PLAY			DETROIT PENALTY KILL		
Home	3-14	21.4%	Home	10-11	90.9%
Road	2-9	22.2%	Road	3-6	50.0%
Totals	5-23	21.7%	Totals	13-17	76.5%

LEADERS

DETROIT		BOSTON	
Tomas Tatar	2G-2A-4P, -2 in 4 games	Reilly Smith	2G-3A-5P, +3 in 4 games
Gustav Nyquist	3G-0A-3P, -2 in 4 games	Carl Soderberg	2G-3A-5P, +1 in 4 games
Stephen Weiss	1G-2A-3P, -1 in 2 games	Loui Eriksson	2G-2A-4P, +1 in 4 games
Pavel Datsyuk	0G-3A-3P, +0 in 2 games	Patrice Bergeron	1G-2A-3P, +3 in 3 games
Jimmy Howard	1-1-1, 8 GA, .925 SV%	Tuukka Rask	3-1-0, 8 GA, .928 SV%

ALL-TIME SEASON RECORD

SITE	GP	W	L	T	OTL	PTS	GF	GA
Home	293	159	81	52	1	371	876	738
Road	295	94	157	43	1	232	783	1031
TOTALS	588	253	238	95	2	603	1759	1769



2014-15 TEAM-BY-TEAM RECORDS



BUFFALO SABRES

One Seymour H. Knox III Plaza
Buffalo, NY 14203
sabres.nhl.com

Arena..... First Niagara Center (19,070)
Entered NHL 1970-71 (46th season)
Conference / Division..... Eastern / Atlantic
Regular Season Record..... 1634-1342-409-107
Playoff Record..... 124-132
Stanley Cup Champions None
Office Phone..... (716) 844-4100
Fax (716) 844-4110
2014-15 Record 23-51-3-5 (54 pts.)
2014-15 Playoffs Did Not Qualify

Staff Listing

Owner..... Terrance M. Pegula
President Russ Brandon
General Manager Tim Murray
Assistant General Manager Mark Jakubowski
Director of Player Personnel..... Kevin Devine
Head Coach..... Dan Bylsma
Assistant Coaches Terry Murray, Dave Barr,
Dan Lambert
Goaltending Coach..... Andrew Allen
Video Coach Corey Smith
Strength & Conditioning Coach ... Doug McKenney
Athletic Trainer..... Tim Macre
Equip. Managers Dave Williams, Rip Simonick
VP, Public Relations..... Michael Gilbert
Director, Media Relations Chris Bandura
Manager, Public Relations..... Ian Ott
Coordinator, Public Relations..... Chris Dierken

vs. BUFFALO

SEASON RECORD	W	L	OTL	Pts	GF	GA	PPGF	PPGA	SHGF	SHGA	PIM
Home	2	0	0	4	12	7	6	1	0	1	18
Road	1	0	1	3	5	4	1	0	1	0	20
TOTALS	3	0	1	7	17	11	7	1	1	1	38

RESULTS

DATE	SITE	W/L	DRW	OPP
Nov. 2	A	SOL	2	3
Dec. 23	H	W	6	3
Jan. 13	A	W	3	1
Jan. 18	H	W	6	4

GOALS BY PERIOD

TEAM	1	2	3	OT	SO	TOT
Detroit	3	7	7	0	0	17
Buffalo	5	3	2	0	1	11

SPECIAL TEAMS

DETROIT POWER PLAY			DETROIT PENALTY KILL		
Home	6-10	60.0%	Home	3-4	75.0%
Road	1-8	12.5%	Road	6-6	100%
Totals	7-18	38.9%	Totals	9-10	90.0%

LEADERS

DETROIT		BUFFALO	
Tomas Tatar	5G-1A-6P, +3 in 4 games	Tyler Ennis	2G-2A-4P, +1 in 4 games
Henrik Zetterberg	4G-2A-6P, +2 in 4 games	Brian Flynn	1G-3A-4P, -2 in 4 games
Gustav Nyquist	2G-4A-6P, -2 in 4 games	Chris Stewart	3G-0A-3P, -2 in 3 games
Datsyuk/DeKeyser	1G-4A-5P, +2 in 4 games	Drew Stafford	1G-2A-3P, +1 in 4 games
Petr Mrazek	2-0-0, 7 GA, .857 SV%	Michal Neuvirth	1-2-0, 11 GA, .897 SV%

ALL-TIME SEASON RECORD

SITE	GP	W	L	T	OTL	PTS	GF	GA
Home	63	39	18	5	1	84	233	175
Road	61	18	34	8	1	45	182	245
TOTALS	124	57	52	13	2	129	415	420



2014-15 TEAM-BY-TEAM RECORDS



CALGARY FLAMES

P.O. Box 1530 Station M
Calgary, Alberta T2P 3B9
flames.nhl.com

Arena..... Scotiabank Saddledome (19,289)
Entered NHL 1972-73 (44th season)
Conference / Division..... Western / Pacific
Regular Season Record..... 1536-1309-379-112
Playoff Record..... 99-120
Stanley Cup Champions 1989
Office Phone..... (403) 777-2177
Fax (403) 777-2195
2014-15 Record 45-30-4-3 (97 pts.)
2014-15 Playoffs Lost in Second Round

Staff Listing

Owner & Chairman N. Murray Edwards
President & CEO Ken King
President, Hockey Operations Brian Burke
General Manager Brad Treliving
Assistant GMs..... Craig Conroy, Brad Pascall
Directors, Player Development Ron Sutter,
..... Troy Crowder
Head Coach Bob Hartley
Associate Coach Jacques Cloutier
Assistant Coach Martin Gelinus
Assistant Coach, Video..... Jamie Pringle
Goaltending Coach..... Jordan Sigalek
Strength & Conditioning Coach Ryan van Asten
Athletic Therapist Kent Kobelka
Equipment Manager Mark DePasquale
VP, Communications Peter Hanlon
Director, Com. & Media Relations Sean Kelso
Coordinator, Public Relations Greger Buer

vs. CALGARY

SEASON RECORD	W	L	OTL	Pts	GF	GA	PPGF	PPGA	SHGF	SHGA	PIM
Home	0	1	0	0	2	5	1	1	0	0	4
Road	1	0	0	2	3	2	1	0	0	1	8
TOTALS	1	1	0	2	5	7	2	1	0	1	12

RESULTS

DATE	SITE	W/L	DRW	OPP
Jan. 7	A	W	3	2
March 6	H	L	2	5

GOALS BY PERIOD

TEAM	1	2	3	OT	SO	TOT
Detroit	3	1	1	0	0	5
Calgary	2	2	3	0	0	7

SPECIAL TEAMS

DETROIT POWER PLAY			DETROIT PENALTY KILL		
Home	1-2	50.0%	Home	2-3	66.7%
Road	1-2	50.0%	Road	4-4	100%
Totals	2-4	50.0%	Totals	6-7	85.7%

LEADERS

DETROIT		CALGARY	
Justin Abdelkader	3G-1A-4P, +0 in 2 games	Mikael Backlund	1G-2A-3P, +1 in 2 games
Henrik Zetterberg	1G-3A-4P, +1 in 2 games	Jiri Hudler	2G-0A-2P, +2 in 1 game
Erik Cole	0G-2A-2P, +0 in 1 game	Mason Raymond	2G-0A-2P, +1 in 2 games
Gustav Nyquist	0G-2A-2P, +0 2 games	Sean Monahan	1G-1A-2P, +0 in 2 games
Petr Mrazek	1-0-0, 2 GA, .933 SV%	Jonas Hiller	1-1-0, 4 GA, .909 SV%

ALL-TIME SEASON RECORD

SITE	GP	W	L	T	OTL	PTS	GF	GA
Home	76	41	24	10	1	93	274	231
Road	78	30	42	6	0	66	224	271
TOTALS	154	71	66	16	1	159	498	502



2014-15 TEAM-BY-TEAM RECORDS



CAROLINA HURRICANES

1400 Edwards Mill Rd.
Raleigh, NC 27607
hurricanes.nhl.com

Staff Listing

CEO & Owner Peter Karmanos, Jr.
President Don Waddell
Executive VP & General Manager Ron Francis
Assistant GM/Dir., Hockey Ops Mike Vellucci
Assistant GMs Ricky Olczyk, Brian Tatum
Head Coach Bill Peters
Assistant Coaches Rod Brind'Amour,
Steve Smith
Goaltending Coach David Marcoux
Video Coach Chris Huffine
Development Director, Defense Glen Wesley
Development Director, Offense Cory Stillman
Head Athletic Trainer/S&C Coach Peter Friesen
Equipment Managers Skip Cunningham
..... Bob Gorman, Jorge Alves
VP, Communications Mike Sundheim
Sr. Director, Communications Kyle Hanlin

Arena PNC Arena (18,680)
Entered NHL 1979-80 (37th season)
Conference / Division Eastern / Metropolitan
Regular Season Record 1134-1271-263-112
Playoff Record 59-68
Stanley Cup Champions 2006
Office Phone (919) 467-7825
Fax (919) 462-0123
2014-15 Record 30-41-4-7 (71 pts.)
2014-15 Playoffs Did Not Qualify

vs. CAROLINA

SEASON RECORD	W	L	OTL	Pts	GF	GA	PPGF	PPGA	SHGF	SHGA	PIM
Home	1	0	0	2	3	2	1	0	0	0	2
Road	2	0	0	4	5	1	0	0	0	0	12
TOTALS	3	0	0	6	8	3	1	0	0	0	14

RESULTS

DATE	SITE	W/L	DRW	OPP
Dec. 7	A	W	3	1
April 7	H	W	3	2
April 11	A	W	2	0

GOALS BY PERIOD

TEAM	1	2	3	OT	SO	TOT
Detroit	3	2	3	0	0	8
Carolina	0	3	0	0	0	3

SPECIAL TEAMS

DETROIT POWER PLAY			DETROIT PENALTY KILL		
Home	1-1	100%	Home	1-1	100%
Road	0-4	0.00%	Road	6-6	100%
Totals	1-5	20.0%	Totals	7-7	100%

LEADERS

DETROIT		CAROLINA	
Pavel Datsyuk	2G-3A-5P, +3 in 2 games	Chris Terry	1G-1A-2P, +1 in 3 games
Tomas Tatar	2G-1A-3P, +4 in 3 games	Victor Rask	0G-2A-2P, +1 in 3 games
Darren Helm	0G-3A-3P, +2 in 3 games	Jay McClement	1G-0A-1P, +0 in 3 games
Henrik Zetterberg	1G-1A-2P, -1 in 2 games	Nathan Gerbe	1G-0A-1P, -1 in 3 games
Petr Mrazek	2-0-0, 1 GA, .986 SV%	Cam Ward	0-2-0, 4 GA, .920 SV%

ALL-TIME SEASON RECORD

SITE	GP	W	L	T	OTL	PTS	GF	GA
Home	37	22	8	7	0	51	140	100
Road	36	16	19	1	0	33	99	114
TOTALS	73	38	27	8	0	84	239	214



2014-15 TEAM-BY-TEAM RECORDS



CHICAGO BLACKHAWKS

1901 W. Madison Street
Chicago, IL 60612
blackhawks.nhl.com

Arena..... United Center (19,717)
Entered NHL 1926-27 (90th season)
Conference / Division..... Western / Central
Regular Season Record..... 2590-2584-814-118
Playoff Record..... 261-262-5
Stanley Cup Champions 1934, 1938, 1961,
..... 2010, 2013, 2015
Office Phone..... (312) 455-7000
Fax (312) 455-7042
2014-15 Record 48-28-3-3 (102 pts.)
2014-15 Playoffs Won Stanley Cup

Staff Listing

Chairman..... W. Rockwell "Rocky" Wirtz
President & CEO..... John F. McDonough
VP & General Manager..... Stan Bowman
VP, Hockey Operations..... Al MacIsaac
Assistant General Manager..... Norm Maciver
Head Coach..... Joel Quenneville
Assistant Coaches..... Mike Kitchen, Kevin Dineen
Goaltending Coach..... Jimmy Waite
Video Coach..... Matt Meacham
Strength & Conditioning Coach..... Paul Goodman
Development Coaches..... Mark Eaton, Yanic
..... Perreault, Anders Sorensen, Derek Plante
Head Athletic Trainer..... Mike Gapski
Equipment Manager..... Troy Parchman
Senior Dir., Communications..... Brandon Faber
Senior Dir., Public Relations..... Adam Rogowin
Coordinator, Public Relations..... Meghan Bower
Coordinator, Media Relations..... Kevin Orris

vs. CHICAGO

SEASON RECORD	W	L	OTL	Pts	GF	GA	PPGF	PPGA	SHGF	SHGA	PIM
Home	1	0	0	2	4	1	0	1	0	0	8
Road	1	0	0	2	3	2	0	0	0	0	8
TOTALS	2	0	0	4	7	3	0	1	0	0	16

RESULTS

DATE	SITE	W/L	DRW	OPP
Nov. 14	H	W	4	1
Feb. 18	A	W	3	2

GOALS BY PERIOD

TEAM	1	2	3	OT	SO	TOT
Detroit	1	3	2	0	1	7
Chicago	1	1	1	0	0	3

SPECIAL TEAMS

DETROIT POWER PLAY			DETROIT PENALTY KILL		
Home	0-3	0.00%	Home	3-4	75.0%
Road	0-1	0.00%	Road	4-4	100%
Totals	0-4	0.00%	Totals	7-8	87.5%

LEADERS

DETROIT		CHICAGO	
Tomas Tatar	2G-0A-2P, +3 in 2 games	Kris Versteeg	1G-0A-1P, -2 in 2 games
Darren Helm	1G-1A-2P, +2 in 2 games	Brandon Saad	1G-0A-1P, -2 in 2 games
Luke Glendening	1G-1A-2P, +0 in 2 games	Patrick Kane	1G-0A-1P, -3 in 2 games
Pavel Datsyuk	0G-2A-2P, +2 in 2 games	Toews/Hossa	0G-1A-1P, -1 in 2 games
Jimmy Howard	2-0-0, 3 GA, .950 SV%	Corey Crawford	0-1-1, 5 GA, .922 SV%

ALL-TIME SEASON RECORD

SITE	GP	W	L	T	OTL	PTS	GF	GA
Home	363	218	106	33	6	475	1235	911
Road	366	148	160	51	7	354	1032	1094
TOTALS	729	366	266	84	13	829	2267	2005



2014-15 TEAM-BY-TEAM RECORDS



COLORADO AVALANCHE

1000 Chopper Circle
Denver, CO 80204
avalanche.nhl.com

Arena..... Pepsi Center (18,007)
Entered NHL 1979-80 (37th season)
Conference / Division..... Western / Central
Regular Season Record..... 1281-1139-261-99
Playoff Record..... 135-121
Stanley Cup Champions 1996, 2001
Office Phone..... (303) 405-1100
Fax (303) 893-0614
2014-15 Record 39-31-8-4 (90 pts.)
2014-15 Playoffs Did Not Qualify

Staff Listing

Owner..... E. Stanley Kroenke
President & Governor Josh Kroenke
Executive VP & General Manager Joe Sakic
Asst. GMs..... Craig Billington, Chris MacFarland
Head Coach & VP, Hockey Ops Patrick Roy
Assistant Coaches Tim Army, Dave Farrish
Goaltending Coach..... Francois Allaire
Video Coordinator Brett Heimlich
Director of Player Personnel..... Brad Smith
Director of Player Development David Oliver
Head Athletic Trainer Matthew Sokolowski
Head Equipment Manager Mark Miller
Strength & Conditioning Coach Casey Bond
Senior VP, Communications Jean Martineau
Exec. Dir., Media Services Brendan McNicholas
Media Relations Coordinators Ryan Boulding,
..... Ron Knabenbauer

vs. COLORADO

SEASON RECORD	W	L	OTL	Pts	GF	GA	PPGF	PPGA	SHGF	SHGA	PIM
Home	0	0	1	1	1	2	1	1	0	0	4
Road	1	0	0	3	3	0	1	0	0	0	11
TOTALS	1	0	1	4	4	2	2	1	0	0	15

RESULTS

DATE	SITE	W/L	DRW	OPP
Dec. 21	H	SOL	1	2
Feb. 5	A	W	3	0

GOALS BY PERIOD

TEAM	1	2	3	OT	SO	TOT
Detroit	0	1	3	0	0	4
Colorado	0	0	3	0	1	4

SPECIAL TEAMS

DETROIT POWER PLAY			DETROIT PENALTY KILL		
Home	1-4	25.0%	Home	1-2	50.0%
Road	1-2	50.0%	Road	3-3	100%
Totals	2-6	33.3%	Totals	4-5	80.0%

LEADERS

DETROIT		COLORADO	
Pavel Datsyuk	1G-1A-2P, +2 in 2 games	Erik Johnson	1G-0A-1P, +0 in 1 game
Henrik Zetterberg	0G-2A-2P, +0 in 2 games	Tyson Barrie	0G-1A-1P, +0 in 1 game
Darren Helm	1G-0A-1P, +1 in 2 games	Gabriel Landeskog	0G-1A-1P, -2 in 2 games
Luke Glendening	1G-0A-1P, +1 in 2 games	Calvin Pickard	1-0-0, 1 GA, .971 SV%
Petr Mrazek	1-0-1, 1 GA, .980 SV%	Semyon Varlamov	0-1-0, 1 GA, .963 SV%

ALL-TIME SEASON RECORD

SITE	GP	W	L	T	OTL	PTS	GF	GA
Home	58	34	17	1	6	75	201	166
Road	59	30	24	4	1	65	195	186
TOTALS	117	64	41	5	7	140	396	352



2014-15 TEAM-BY-TEAM RECORDS



COLUMBUS BLUE JACKETS

200 W. Nationwide Blvd.
Columbus, OH 43215
bluejackets.nhl.com

Arena..... Nationwide Arena (18,144)
Entered NHL 2000-01 (16th season)
Conference / Division..... Eastern / Metropolitan
Regular Season Record..... 451-525-33-105
Playoff Record..... 2-8
Stanley Cup Champions None
Office Phone..... (614) 246-4625
Fax (614) 246-4007
2014-15 Record 42-35-3-2 (89 pts.)
2014-15 Playoffs Did Not Qualify

Staff Listing

Majority Owner & Governor..... John P. McConnell
President, Hockey Operations..... John Davidson
General Manager Jarmo Kekalainen
Assistant General Manager..... Bill Zito
Head Coach..... Todd Richards
Associate Coach..... Craig Hartsburg
Asst. Coaches..... Brad Larsen, Kenny McCudden
Goaltending Coach..... Ian Clark
Strength & Conditioning Coach..... Kevin Collins
Player Development..... Chris Clark, Jarko Ruutu
Video Assistant Coach..... Dan Singleton
Head Athletic Trainer..... Mike Vogt
Equipment Manager..... Tim LeRoy
VP, Communications..... Todd Sharrock
Director, Communications..... Karen Davis
Manager, Communications..... Glenn Odebralski

vs. COLUMBUS

SEASON RECORD	W	L	OTL	Pts	GF	GA	PPGF	PPGA	SHGF	SHGA	PIM
Home	0	1	1	1	1	4	1	1	0	0	17
Road	1	0	0	2	5	0	2	0	0	0	11
TOTALS	1	1	1	3	6	4	3	1	0	0	28

RESULTS

DATE	SITE	W/L	DRW	OPP
Nov. 18	A	W	5	0
Dec. 16	H	SOL	0	1
March 12	H	L	1	3

GOALS BY PERIOD

TEAM	1	2	3	OT	SO	TOT
Detroit	2	1	3	0	0	6
Columbus	2	1	0	0	1	4

SPECIAL TEAMS

DETROIT POWER PLAY			DETROIT PENALTY KILL		
Home	1-7	14.3%	Home	5-6	83.3%
Road	2-5	40.0%	Road	3-3	100%
Totals	3-12	25.0%	Totals	8-9	88.9%

LEADERS

DETROIT		COLUMBUS	
Tomas Tatar	1G-1A-2P, +2 in 3 games	Fedor Tyutin	1G-0A-1P, +2 in 2 games
Riley Sheahan	1G-1A-2P, +2 in 3 games	Scott Hartnell	1G-0A-1P, +0 in 2 games
Justin Abdelkader	1G-1A-2P, +2 in 3 games	Cam Atkinson	1G-0A-1P, +0 in 3 games
Tomas Jurco	1G-1A-2P, +1 in 3 games	Marko Dano	0G-1A-1P, +1 in 1 game
Jimmy Howard	1-1-1, 3 GA, .964 SV%	Sergei Bobrovsky	2-1-0, 6 GA, .946 SV%

ALL-TIME SEASON RECORD

SITE	GP	W	L	T	OTL	PTS	GF	GA
Home	39	28	7	0	4	60	133	93
Road	41	24	12	1	4	53	121	89
TOTALS	80	52	19	1	8	113	254	182



2014-15 TEAM-BY-TEAM RECORDS



DALLAS STARS

2601 Avenue of the Stars
Frisco, TX 75034
stars.nhl.com

Arena.....American Airlines Centre (18,532)
Entered NHL 1967-68 (49th season)
Conference / Division..... Western / Central
Regular Season Record..... 1613-1541-459-105
Playoff Record 159-165
Stanley Cup Champions 1999
Office Phone..... (214) 387-5500
Fax..... (214) 387-5564
2014-15 Record 41-31-7-3 (92 pts.)
2014-15 Playoffs Did Not Qualify

Staff Listing

Owner & Governor.....R. Thomas Gaglardi
President & CEO.....James R. Lites
General Manager Jim Nill
Assistant General ManagerLes Jackson
Head CoachLindy Ruff
Assistant Coaches.....Curt Fraser, James Patrick
Goaltending Coach..... Jeff Reese
Video Coordinator.....Kelly Forbes
Player Development Coordinator J.J. McQueen
Director, Goaltending DevelopmentMike Valley
Head Athletic TrainerDave Zeis
Equipment Manager..... Steve Sumner
Strength & Conditioning Coach.....Brad Jellis
VP, Communications..... Tom Holy
Media Relations Manager.....Ben Fromstein
Corporate Communications Manager.....Joe Calvillo

vs. DALLAS

SEASON RECORD	W	L	OTL	Pts	GF	GA	PPGF	PPGA	SHGF	SHGA	PIM
Home	1	0	0	2	5	2	1	1	0	0	6
Road	1	0	0	2	7	6	1	1	0	0	9
TOTALS	2	0	0	4	12	8	2	2	0	0	15

RESULTS

DATE	SITE	W/L	DRW	OPP
Dec. 4	H	W	5	2
Feb. 21	A	W	7	6

GOALS BY PERIOD

TEAM	1	2	3	OT	SO	TOT
Detroit	4	1	6	1	0	12
Dallas	2	4	2	0	0	8

SPECIAL TEAMS

DETROIT POWER PLAY			DETROIT PENALTY KILL		
Home	1-3	33.3%	Home	2-3	66.7%
Road	1-3	33.3%	Road	1-2	50.0%
Totals	2-6	33.3%	Totals	3-5	60.0%

LEADERS

DETROIT		DALLAS	
Pavel Datsyuk	3G-3A-6P, +5 in 2 games	Trevor Daley	1G-2A-3P, -2 in 2 games
Tomas Tatar	0G-4A-4P, +4 in 2 games	Jordie Benn	0G-3A-3P, -1 in 2 games
Darren Helm	2G-1A-3P, +4 in 2 games	Shawn Horcoff	1G-1A-2P, +2 in 2 games
Kronwall/Weiss	1G-2A-3P, +1 in 2 games	Colton Sceviour	1G-1A-2P, +1 in 2 games
Jonas Gustavsson	1-0-0, 0 GA, 1.000 SV%	Jussi Rynnas	0-1-0, 5 GA, .828 SV%

ALL-TIME SEASON RECORD

SITE	GP	W	L	T	OTL	PTS	GF	GA
Home	124	63	42	16	3	145	464	382
Road	123	47	55	18	3	115	375	413
TOTALS	247	110	97	34	6	260	839	795



2014-15 TEAM-BY-TEAM RECORDS



EDMONTON OILERS

11230 - 110 Street
Edmonton, Alberta T5G 3H7
oilers.nhl.com

Arena..... Rexall Place (16,839)
Entered NHL 1979-80 (37th season)
Conference / Division..... Western / Pacific
Regular Season Record..... 1248-1146-262-124
Playoff Record 152-99
Stanley Cup Champions 1984, 1985, 1987,
..... 1988, 1990
Office Phone..... (780) 414-4625
Fax (780) 409-5890
2014-15 Record 24-44-7-7 (62 pts.)
2014-15 Playoffs Did Not Qualify

Staff Listing

Owner & Governor..... Daryl A. Katz
President & CEO, OEG..... Bob Nicholson
President, Hockey Ops & GM..... Peter Chiarelli
Senior VP, Hockey Operations Craig MacTavish
Senior VP, Player Personnel..... Scott Howson
Assistant General Manager Bill Scott
Head Coach..... Todd McLellan
Assistant Coaches..... Jay Woodcroft, Jim Johnson,
..... Ian Herbers
Goaltending Coaches..... Dustin Schwartz,
..... Sylvain Rodrigue
Video Coach..... Myles Fee
Head Athletic Therapist..... T.D. Forss
Equipment Manager..... Jeff Lang
Strength & Conditioning Coach..... Chad Drummond
Senior Dir., Media Relations..... J.J. Hebert
Manager, Communications..... Patrick Garland
Coordinator, Communications Shawn May

vs. EDMONTON

SEASON RECORD	W	L	OTL	Pts	GF	GA	PPGF	PPGA	SHGF	SHGA	PIM
Home	1	0	0	2	5	2	1	1	0	0	10
Road	1	0	0	2	4	2	3	1	0	0	6
TOTALS	2	0	0	4	9	4	4	2	0	0	16

RESULTS

DATE	SITE	W/L	DRW	OPP
Jan. 6	A	W	4	2
March 9	H	W	5	2

GOALS BY PERIOD

TEAM	1	2	3	OT	SO	TOT
Detroit	0	4	5	0	0	9
Edmonton	2	0	2	0	0	4

SPECIAL TEAMS

DETROIT POWER PLAY			DETROIT PENALTY KILL		
Home	1-3	33.3%	Home	4-5	80.0%
Road	3-6	50.0%	Road	2-3	66.7%
Totals	4-9	44.4%	Totals	6-8	75.0%

LEADERS

DETROIT		EDMONTON	
Justin Abdelkader	2G-2A-4P, +2 in 2 games	Jordan Eberle	2G-1A-3P, +0 in 2 games
Pavel Datsyuk	2G-2A-4P, +1 in 2 games	Rob Klinkhammer	1G-0A-1P, +1 in 2 games
Henrik Zetterberg	0G-4A-4P, +3 in 2 games	Nail Yakupov	1G-0A-1P, -2 in 2 games
Teemu Pulkkinen	1G-1A-2P, +2 in 1 game	Taylor Hall	0G-1A-1P, +1 in 1 game
Jimmy Howard	2-0-0, 4 GA, .934 SV%	Viktor Fasth	0-1-0, 3 GA, .925 SV%

ALL-TIME SEASON RECORD

SITE	GP	W	L	T	OTL	PTS	GF	GA
Home	62	39	16	3	4	85	235	180
Road	61	24	20	10	7	65	214	218
TOTALS	123	63	36	13	11	150	449	398



2014-15 TEAM-BY-TEAM RECORDS



FLORIDA PANTHERS

One Panther Parkway
Sunrise, FL 33323
panthers.nhl.com

Arena..... BB&T Center (15,720)
Entered NHL 1993-94 (23rd season)
Conference / Division..... Eastern / Atlantic
Regular Season Record 655-706-142-153
Playoff Record 16-22
Stanley Cup Champions None
Office Phone..... (954) 835-7000
Fax (954) 835-7700
2014-15 Record 38-29-5-10 (91 pts.)
2014-15 Playoffs Did Not Qualify

Staff Listing

Chairman, Owner & Governor Vincent J. Viola
CEO & President Rory A. Babich
Executive VP & General Manager Dale Tallon
Special Advisor to the GM William Torrey
Vice President, Hockey Operations Travis Viola
Director of Player Personnel Scott Luce
Head Coach Gerard Gallant
Assistant Coaches Mike Kelly, John Madden
Goaltending Coach Robb Tallas
Goalie Development/Scout Pierre Groulx
Manager, Player Development Bryan McCabe
Strength & Conditioning Coach Tommy Powers
Head Athletic Trainer David Zenobi
Head Equipment Manager Chris Scoppetto
Director, Digital Media Adelyn Biedenbach
Communications Associate Mike Lewis

vs. FLORIDA

SEASON RECORD	W	L	OTL	Pts	GF	GA	PPGF	PPGA	SHGF	SHGA	PIM
Home	0	1	1	1	5	7	3	0	0	0	12
Road	1	1	0	2	6	7	0	3	1	0	14
TOTALS	1	2	1	3	11	14	3	3	1	0	26

RESULTS

DATE	SITE	W/L	DRW	OPP
Dec. 2	H	L	3	4
Dec. 12	H	SOL	2	3
Jan. 27	A	W	5	4
March 19	A	L	1	3

GOALS BY PERIOD

TEAM	1	2	3	OT	SO	TOT
Detroit	4	4	3	0	0	11
Florida	5	4	4	0	1	14

SPECIAL TEAMS

DETROIT POWER PLAY			DETROIT PENALTY KILL		
Home	3-8	37.5%	Home	6-6	100%
Road	0-3	0.00%	Road	5-8	62.5%
Totals	3-11	27.2%	Totals	11-14	78.6%

LEADERS

DETROIT		FLORIDA	
Stephen Weiss	1G-3A-4P, +3 in 3 games	Aleksander Barkov	1G-3A-4P, +1 in 2 games
Riley Sheahan	1G-3A-4P, +2 in 4 games	Aaron Ekblad	1G-3A-4P, +2 in 4 games
Gustav Nyquist	2G-1A-3P, -2 in 4 games	Vincent Trocheck	1G-2A-3P, +3 in 3 games
Pavel Datsyuk	1G-2A-3P, -1 in 3 games	Jonathan Huberdeau	1G-2A-3P, +1 in 4 games
Petr Mrazek	1-1-0, 7 GA, .904 SV%	Roberto Luongo	3-1-0, 11 GA, .905 SV%

ALL-TIME SEASON RECORD

SITE	GP	W	L	T	OTL	PTS	GF	GA
Home	15	6	3	3	3	18	48	40
Road	17	11	2	2	2	26	51	39
TOTALS	32	17	5	5	5	44	99	79



2014-15 TEAM-BY-TEAM RECORDS



LOS ANGELES KINGS

1111 South Figueroa Street
Los Angeles, CA 90015
kings.nhl.com

Arena.....STAPLES Center (18,230)
Entered NHL 1967-68 (49th season)
Conference / Division..... Western / Pacific
Regular Season Record..... 1541-1632-424-121
Playoff Record..... 110-136
Stanley Cup Champions 2012, 2014
Office Phone..... (213) 742-7100
Fax (310) 535-4525
2014-15 Record..... 40-27-7-8 (95 pts.)
2014-15 Playoffs Did Not Qualify

Staff Listing

Owners..... Philip F. Anschutz, Edward P. Roski, Jr.
President & General Manager..... Dean Lombardi
VP & Assistant General Manager..... Rob Blake
VP, Hockey Ops/Dir., Player Personnel...Mike Futa
Head Coach Darryl Sutter
Associate Head Coach John Stevens
Assistant Coach Davis Payne
Goaltending Coach..... Bill Ranford
Director, Player Development Nelson Emerson
Senior Advisor/Dev. Coach Mike O'Connell
Goaltender Development Dusty Imoo
Development Consultant Glen Murray
Head Athletic Trainer Chris Kingsley
Strength & Conditioning Coach Matt Price
Head Equipment Manager Darren Granger
VP, Communications Michael Alteri
Senior Dir., Communications Jeff Moeller
Director, Communications..... Mike Kalinowski

vs. LOS ANGELES

SEASON RECORD	W	L	OTL	Pts	GF	GA	PPGF	PPGA	SHGF	SHGA	PIM
Home	1	0	0	2	5	2	2	0	0	1	6
Road	0	1	0	0	0	1	0	1	0	0	10
TOTALS	1	1	0	2	5	3	2	1	0	1	16

RESULTS

DATE	SITE	W/L	DRW	OPP
Oct. 31	H	W	5	2
Feb. 24	A	L	0	1

GOALS BY PERIOD

TEAM	1	2	3	OT	SO	TOT
Detroit	4	0	1	0	0	5
Los Angeles	1	1	1	0	0	3

SPECIAL TEAMS

DETROIT POWER PLAY			DETROIT PENALTY KILL		
Home	2-5	40.0%	Home	2-2	100%
Road	0-5	0.00%	Road	3-4	75.0%
Totals	2-10	20.0%	Totals	5-6	83.3%

LEADERS

DETROIT		LOS ANGELES	
Pavel Datsyuk	2G-1A-3P, +1 in 2 games	Alec Martinez	1G-0A-1P, +2 in 1 game
Gustav Nyquist	2G-1A-3P, -1 in 2 games	Tyler Toffoli	1G-0A-1P, +0 in 2 games
Henrik Zetterberg	0G-2A-2P, +1 in 1 game	Justin Williams	1G-0A-1P, -1 in 2 games
Niklas Kronwall	0G-2A-2P, -2 in 2 games	Lewis/Regehr	0G-1A-1P, +1 in 2 games
Jimmy Howard	1-0-0, 2 GA, .933 SV%	Jonathan Quick	1-1-0, 4 GA, .926 SV%

ALL-TIME SEASON RECORD

SITE	GP	W	L	T	OTL	PTS	GF	GA
Home	97	50	34	13	0	113	372	318
Road	97	35	46	14	2	86	300	356
TOTALS	194	85	80	27	2	199	672	674



2014-15 TEAM-BY-TEAM RECORDS



MINNESOTA WILD

317 Washington St.
St. Paul, MN 55102
wild.nhl.com

Arena.....Xcel Energy Center (17,954)
Entered NHL 2000-01 (16th season)
Conference / Division Western / Central
Regular Season Record 520-436-55-103
Playoff Record..... 22-35
Stanley Cup ChampionsNone
Office Phone..... (651) 602-6000
Fax (651) 222-1055
2014-15 Record46-28-5-3 (100 pts.)
2014-15 Playoffs Lost Second Round

Staff Listing

Owner/Governor Craig Leipold
Minority OwnerMatt Hulsizer
Executive VP & GM.....Chuck Fletcher
Assistant General Manager Brent Flahr
Head Coach..... Mike Yeo
Assistant Coaches Rick Wilson, Darryl Sydor
..... Darby Hendrickson, Andrew Brunette
Goalie Coach Bob Mason
Strength & Conditioning Coach Kirk Olson
Video CoachJonas Plumb
Director, Player Personnel.....Blair Mackasey
Director, Player Development Brad Bombardir
Head Athletic Trainer Don Fuller
Head Equipment Manager Tony DaCosta
Media Relations Director Aaron Sickman
Media Relations Manager..... Carly Peters
Media Relations Coordinator Megan Kogut

vs. MINNESOTA

SEASON RECORD	W	L	OTL	Pts	GF	GA	PPGF	PPGA	SHGF	SHGA	PIM
Home	1	0	0	2	5	4	1	2	0	0	10
Road	1	0	0	2	3	2	1	1	0	0	10
TOTALS	2	0	0	4	8	6	2	3	0	0	20

RESULTS

DATE	SITE	W/L	DRW	OPP
Jan. 20	H	W	5	4
Apr. 4	A	W	3	2

GOALS BY PERIOD

TEAM	1	2	3	OT	SO	TOT
Detroit	3	3	0	0	2	8
Minnesota	2	0	4	0	0	6

SPECIAL TEAMS

DETROIT POWER PLAY			DETROIT PENALTY KILL		
Home	1-2	50.0%	Home	3-5	60.0%
Road	1-2	50.0%	Road	5-6	83.3%
Totals	2-4	50.0%	Totals	8-11	72.7%

LEADERS

DETROIT		MINNESOTA	
Henrik Zetterberg	0G-4A-4P, +2 in 2 games	Zach Parise	4G-0A-4P, +2 in 2 games
Gustav Nyquist	2G-1A-3P, +2 in 2 games	Jason Pominville	0G-3A-3P, +2 in 2 games
Stephen Weiss	0G-2A-2P, +2 in 2 games	Ryan Suter	0G-3A-3P, +1 in 2 games
Niklas Kronwall	0G-2A-2P, +0 in 2 games	Thomas Vanek	1G-1A-2P, -1 in 2 games
Jimmy Howard	1-0-0, 2 GA, .917 SV%	Darcy Kuemper	0-0-1, 0 GA, 1.000 SV%

ALL-TIME SEASON RECORD

SITE	GP	W	L	T	OTL	PTS	GF	GA
Home	26	17	4	1	4	39	100	63
Road	25	16	5	2	2	36	69	57
TOTALS	51	33	9	3	6	75	169	120



2014-15 TEAM-BY-TEAM RECORDS



MONTREAL CANADIENS

1909, avenue des Canadiens-de-Montreal, Montreal, QC H3B 5E8, canadiens.com

Arena..... Bell Centre (21,287)
 Entered NHL 1917-18 (99th season)
 Conference / Division..... Eastern / Atlantic
 Regular Season Record..... 3260-2116-837-119
 Playoff Record..... 427-308-8
 Stanley Cups..... 1924, '30, '31, '44, '46, '53, '56
 '57, '58, '59, '60, '65, '66, '68, '69
 '71, '73, '76, '77, '78, '79, '86, '93
 Office Phone..... (514) 932-2582
 2014-15 Record..... 50-22-5-5 (110 pts.)
 2014-15 Playoffs Lost Second Round

Staff Listing

Owner, President & CEO Geoff Molson
 Executive VP, Hockey & GM Marc Bergevin
 Senior VP, Hockey Operations Rick Dudley
 Assistant GMs..... Larry Carriere, Scott Mellanby
 VP, Player Personnel..... Trevor Timmins
 Director, Player Development Martin Lapointe
 Player Development Coach..... Rob Ramage
 Head Coach Michel Therrien
 Asst. Coaches Clement Jodoin, Jean-Jacques
 Daigneault, Dan Lacroix
 Goaltending Coach..... Stephane Waite
 Video Coach Mario Leblanc
 Strength & Conditioning Coach Pierre Allard
 Head Athletic Therapist..... Graham Rynbend
 Equipment Manager Pierre Gervais
 Senior VP, Communications... Donald Beauchamp
 Exec. Dir. of Media Relations Dominick Saillant
 Exec. Asst. to the SVP of Com..... Sylvie Lambert
 Communications Manager Francois Marchand

vs. MONTREAL

SEASON RECORD	W	L	OTL	Pts	GF	GA	PPGF	PPGA	SHGF	SHGA	PIM
Home	0	2	0	0	1	6	1	0	0	0	16
Road	0	0	2	2	4	6	0	1	1	0	10
TOTALS	0	2	2	2	5	12	1	1	1	0	26

RESULTS

DATE	SITE	W/L	DRW	OPP
Oct. 21	A	OTL	1	2
Nov. 16	H	L	1	4
Feb. 16	H	L	0	2
April 9	A	OTL	3	4

GOALS BY PERIOD

TEAM	1	2	3	OT	SO	TOT
Detroit	1	2	2	0	0	5
Montréal	1	3	6	2	0	12

SPECIAL TEAMS

DETROIT POWER PLAY			DETROIT PENALTY KILL		
Home	1-8	12.5%	Home	5-5	100%
Road	0-8	0.00%	Road	4-5	80.0%
Totals	1-16	6.25%	Totals	9-10	90.0%

LEADERS

DETROIT		MONTREAL	
Henrik Zetterberg	1G-2A-3P, -2 in 4 games	Tomas Plekanec	3G-3A-6P, +3 in 4 games
Pavel Datsyuk	1G-2A-3P, -2 in 4 games	P.K. Subban	1G-5A-6P, +3 in 4 games
Tomas Tatar	1G-1A-2P, -4 in 4 games	Max Pacioretty	1G-3A-4P, +3 in 3 games
Danny DeKeyser	0G-2A-2P, -2 in 4 games	Andrei Markov	1G-2A-3P, +3 in 4 games
Jimmy Howard	0-2-2, 11 GA, .899 SV%	Carey Price	3-0-0, 4 GA, .950 SV%

ALL-TIME SEASON RECORD

SITE	GP	W	L	T	OTL	PTS	GF	GA
Home	287	133	101	53	0	319	821	734
Road	289	70	174	43	2	185	654	1016
TOTALS	576	203	275	96	2	504	1475	1750



2014-15 TEAM-BY-TEAM RECORDS



NASHVILLE PREDATORS

501 Broadway
Nashville, TN 37203
predators.nhl.com

Arena..... Bridgestone Arena (17,113)
Entered NHL 1998-99 (18th season)
Conference / Division..... Western / Central
Regular Season Record..... 604-504-60-110
Playoff Record..... 21-35
Stanley Cup Champions None
Office Phone..... (615) 770-2300
Fax (615) 770-2309
2014-15 Record 47-25-4-6 (104 pts.)
2014-15 Playoffs Lost First Round

Staff Listing

Chairman & Governor Thomas Cigarrran
President of Hockey Ops & GM..... David Poile
CEO Jeff Cogen
President & COO..... Sean Henry
Assistant General Manager Paul Fenton
Director of Hockey Operations Brian Poile
Head Coach Peter Laviolette
Asst. Coaches Phil Housley, Kevin McCarthy
Goaltending Coach..... Ben Vanderklok
Strength & Conditioning Coach David Good
Video Coach Lawrence Feloney
Director of Player Development Scott Nichol
Head Athletic Trainer Andy Hosler
Equipment Manager Pete Rogers
Senior VP, Communications & PR Gerry Helper
Manager of Communications Kevin Wilson
Corporate Com. Coordinator Greg Ramirez
Communications Coordinator..... Brooks Bratten

vs. NASHVILLE

SEASON RECORD	W	L	OTL	Pts	GF	GA	PPGF	PPGA	SHGF	SHGA	PIM
Home	1	0	0	2	5	2	2	1	0	0	6
Road	1	0	0	2	4	3	1	1	0	0	14
TOTALS	2	0	0	4	9	5	3	2	0	0	20

RESULTS

DATE	SITE	W/L	DRW	OPP
Jan. 17	H	W	5	2
Feb. 28	A	W	4	3

GOALS BY PERIOD

TEAM	1	2	3	OT	SO	TOT
Detroit	4	3	2	0	0	9
Nashville	1	3	1	0	0	5

SPECIAL TEAMS

DETROIT POWER PLAY			DETROIT PENALTY KILL		
Home	2-2	100%	Home	2-3	66.7%
Road	1-5	20.0%	Road	3-4	75.0%
Totals	3-7	42.9%	Totals	5-7	71.4%

LEADERS

DETROIT		NASHVILLE	
Tomas Tatar	3G-1A-4P, +1 in 2 games	Roman Josi	0G-3A-3P, -1 in 2 games
Niklas Kronwall	0G-4A-4P, +3 in 2 games	Mike Fisher	2G-0A-2P, +1 in 2 games
Pavel Datsyuk	0G-3A-3P, +0 in 2 games	Matt Cullen	1G-1A-2P, +2 in 2 games
Gustav Nyquist	1G-1A-2P, +2 in 2 games	Shea Weber	1G-1A-2P, +0 in 2 games
Petr Mrazek	1-0-0, 2 GA, .944 SV%	Pekka Rinne	0-1-0, 4 GA, .840 SV%

ALL-TIME SEASON RECORD

SITE	GP	W	L	T	OTL	PTS	GF	GA
Home	45	30	8	2	5	67	158	101
Road	44	21	18	2	3	47	122	124
TOTALS	89	51	26	4	8	114	280	225



2014-15 TEAM-BY-TEAM RECORDS



NEW JERSEY DEVILS

25 Lafayette Street
Newark, NJ 07102
devils.nhl.com

Staff Listing

Owner, Chairman & Governor.....Joshua Harris
Owner & Vice Chairman.....David Blitzer
Executive VP & General ManagerRay Shero
Assistant General Manager Tom Fitzgerald
VP, Hockey OperationsStephen Pellegrini
Head Coach John Hynes
Asst. Coaches Geoff Ward, Alain Nasreddine
Goaltending Coach..... Chris Terreri
Development/Skills Coach.....Pertti Hasanen
Goaltending Dev. Coach Scott Clemmensen
Hockey Ops Video CoordinatorTaran Singleton
Head TrainerRichard Stinziano
Equipment Manager Rich Matthews
Strength/Conditioning Coach Joe Lorincz
Senior VP, Communications.....Mike Levine
Director, Communications..... Pete Albietz
Asst. Director, Communications..... Daniel Beam
Staff Assistant.....James Stolff

Arena.....Prudential Center (16,592)
Entered NHL 1974-75 (42nd season)
Conference / Division..... Eastern / Metropolitan
Regular Season Record..... 1346-1397-328-109
Playoff Record 136-118
Stanley Cup Champions 1995, 2000, 2003
Office Phone.....(973) 757-6100
Fax.....(973) 757-6399
2014-15 Record 32-36-7-7 (78 pts.)
2014-15 Playoffs Did Not Qualify

vs. NEW JERSEY

SEASON RECORD	W	L	OTL	Pts	GF	GA	PPGF	PPGA	SHGF	SHGA	PIM
Home	2	0	0	4	7	3	2	0	0	0	14
Road	1	0	0	2	5	4	2	2	0	0	10
TOTALS	3	0	0	6	12	7	4	2	0	0	24

RESULTS

DATE	SITE	W/L	DRW	OPP
Nov. 7	H	W	4	2
Nov. 28	A	W	5	4
Dec. 31	H	W	3	1

GOALS BY PERIOD

TEAM	1	2	3	OT	SO	TOT
Detroit	3	5	3	0	1	12
New Jersey	4	2	1	0	0	7

SPECIAL TEAMS

DETROIT POWER PLAY			DETROIT PENALTY KILL		
Home	2-8	25.0%	Home	6-6	0.00%
Road	2-4	50.0%	Road	2-4	50.0%
Totals	4-12	33.3%	Totals	8-10	80.0%

LEADERS

DETROIT		NEW JERSEY	
Niklas Kronwall	1G-4A-5P, -1 in 3 games	Mike Cammalleri	2G-0A-2P, -1 in 2 games
Darren Helm	2G-2A-4P, +0 in 3 games	Adam Henrique	0G-2A-2P, +0 in 2 games
Johan Franzen	1G-3A-4P, +2 in 3 games	Damon Severson	0G-2A-2P, +1 in 2 games
Henrik Zetterberg	1G-3A-4P, +0 in 3 games	Marek Zidlicky	0G-2A-2P, -1 in 3 games
Jimmy Howard	2-0-0, 3 GA, .900 SV%	Cory Schneider	0-2-1, 11 GA, .869 SV%

ALL-TIME SEASON RECORD

SITE	GP	W	L	T	OTL	PTS	GF	GA
Home	47	31	14	2	0	64	190	142
Road	46	14	22	9	1	38	123	153
TOTALS	93	45	36	11	1	102	313	295



2014-15 TEAM-BY-TEAM RECORDS



NEW YORK ISLANDERS

620 Atlantic Ave.
Brooklyn, NY 11217
islanders.nhl.com

Arena..... Barclays Center (15,795)
Entered NHL 1972-73 (44th season)
Conference / Division..... Eastern / Metropolitan
Regular Season Record..... 1452-1427-347-110
Playoff Record..... 139-114
Stanley Cups..... 1980, 1981, 1982, 1983
Office Phone..... (516) 501-6700
Fax..... (516) 501-6850
2014-15 Record 47-28-1-6 (101 pts.)
2014-15 Playoffs Lost First Round

Staff Listing

Governor..... Charles B. Wang
General Manager & President..... Garth Snow
Asst. GM & Asst. Coach..... Doug Weight
Head Coach..... Jack Capuano
Asst. Coaches Greg Cronin, Bob Corkum
..... Matt Bertani
Goalie Coach..... Mike Dunham
Skill Development Coach Bernie Cassell
Director of Sports Performance Sean Donellan
Director of Player Development Eric Cairns
Player Development..... Marty Reasoner
Equipment Manager Scott Boggs
Head Athletic Trainer..... Damien Hess
Strength & Conditioning Coach Derrek Douglas
Director of Communications..... Kimber Auerbach
Communications Manager Jesse Eisenberg
Communications Coordinator..... Greg Picker

vs. NY ISLANDERS

SEASON RECORD	W	L	OTL	Pts	GF	GA	PPGF	PPGA	SHGF	SHGA	PIM
Home	1	1	0	2	5	3	2	1	0	0	14
Road	0	1	0	0	4	5	1	3	0	1	10
TOTALS	1	2	0	2	9	8	3	4	0	1	24

RESULTS

DATE	SITE	W/L	DRW	OPP
Dec. 19	H	L	1	2
Jan. 31	H	W	4	1
March 29	A	L	4	5

GOALS BY PERIOD

TEAM	1	2	3	OT	SO	TOT
Detroit	5	2	2	0	0	9
NY Islanders	4	3	1	0	0	8

SPECIAL TEAMS

DETROIT POWER PLAY			DETROIT PENALTY KILL		
Home	2-6	33.3%	Home	6-7	85.7%
Road	1-3	33.3%	Road	1-4	25.0%
Totals	3-9	33.3%	Totals	7-11	63.6%

LEADERS

DETROIT		NY ISLANDERS	
Tomas Tatar	2G-2A-4P, -1 in 3 games	Brock Nelson	2G-2A-4P, +0 in 3 games
Pavel Datsyuk	1G-2A-3P, -1 in 3 games	Lubomir Visnovsky	1G-2A-3P, -1 in 3 games
Henrik Zetterberg	1G-1A-2P, +1 in 3 games	John Tavares	0G-3A-3P, +0 in 3 games
Niklas Kronwall	1G-1A-2P, +0 in 3 games	Anders Lee	1G-1A-2P, -1 in 3 games
Petr Mrazek	1-1-0, 6 GA, .895 SV%	Jaroslav Halak	2-0-0, 5 GA, .884 SV%

ALL-TIME SEASON RECORD

SITE	GP	W	L	T	OTL	PTS	GF	GA
Home	51	27	21	2	1	57	174	149
Road	52	21	26	4	1	47	155	188
TOTALS	103	48	47	6	2	104	339	337



2014-15 TEAM-BY-TEAM RECORDS



NEW YORK RANGERS

14th Floor
2 Pennsylvania Plaza
New York, NY 10121
rangers.nhl.com

Arena.....Madison Square Garden (18,006)
Entered NHL 1926-27 (90th season)
Conference / Division..... Eastern / Metropolitan
Regular Season Record..... 2659-2535-808-104
Playoff Record..... 237-253-8
Stanley Cups..... 1928, 1933, 1940, 1994
Office Phone..... (212) 465-6486
Fax..... (212) 465-6494
2014-15 Record 53-22-2-5 (113 pts.)
2014-15 Playoffs Lost Conf. Final

Staff Listing

Executive Chairman, MSG James L. Dolan
President Glen Sather
General Manager Jeff Gorton
Senior VP & Assistant GM Jim Schoenfeld
Head Coach Alain Vigneault
Associate Coach Scott Arniel
Asst. Coaches ... Ulf Samuelsson, Darryl Williams
Asst. Coach & Goaltending Coach.....Benoit Allaire
Video Coach Jerry Dineen
Dir., Player Care & Development.....Jim Sullivan
Director, Player Personnel.....Gordie Clark
Head Athletic Trainer Jim Ramsay
Equipment Manager..... Acacio Marques
Strength & Conditioning Coach Reg Grant
Senior VP, Public Relations John Rosasco
Director, Public Relations Ryan Nissan
Manager, Public Relations Lindsay Hayes
Coordinator, Public Relations.....Michael Rappaport

vs. NY RANGERS

SEASON RECORD	W	L	OTL	Pts	GF	GA	PPGF	PPGA	SHGF	SHGA	PIM
Home	2	0	0	4	5	3	1	1	0	0	20
Road	0	0	1	1	3	4	2	2	0	0	10
TOTALS	2	0	1	5	8	7	3	3	0	0	30

RESULTS

DATE	SITE	W/L	DRW	OPP
Nov. 5	A	OTL	3	4
Dec. 6	H	W	3	2
March 4	H	W	2	1

GOALS BY PERIOD

TEAM	1	2	3	OT	SO	TOT
Detroit	1	4	2	1	0	8
NY Rangers	4	1	1	1	0	7

SPECIAL TEAMS

DETROIT POWER PLAY			DETROIT PENALTY KILL		
Home	1-5	20.0%	Home	9-10	90.0%
Road	2-5	40.0%	Road	1-3	33.3%
Totals	3-10	30.0%	Totals	10-13	76.9%

LEADERS

DETROIT		NY RANGERS	
Tomas Tatar	1G-1A-2P, +1 in 3 games	Rick Nash	2G-1A-3P, -1 in 3 games
Riley Sheahan	1G-1A-2P, +0 in 3 games	Derick Brassard	1G-2A-3P, -1 in 3 games
Jakub Kindl	1G-1A-2P, -1 in 2 games	Martin St. Louis	1G-1A-2P, -1 in 3 games
Drew Miller	0G-2A-2P, +2 in 2 games	Dan Girardi	1G-1A-2P, -1 in 3 games
Jimmy Howard	2-0-0, 3 GA, .957 SV%	Henrik Lundqvist	1-0-0, 3 GA, .893 SV%

ALL-TIME SEASON RECORD

SITE	GP	W	L	T	OTL	PTS	GF	GA
Home	291	169	76	45	1	384	1023	714
Road	290	94	136	58	2	248	749	882
TOTALS	581	263	212	103	3	632	1772	1596



2014-15 TEAM-BY-TEAM RECORDS



OTTAWA SENATORS

1000 Palladium Drive
Ottawa, Ontario K2V 1A5
senators.nhl.com

Arena..... Canadian Tire Centre (18,533)
Entered NHL 1992-93 (24th season)
Conference / Division..... Eastern / Atlantic
Regular Season Record..... 784-725-115-116
Playoff Record..... 61-71
Stanley Cup Champions None
Office Phone..... (613) 599-0250
Fax (613) 599-5562
2014-15 Record 43-26-6-7 (99 pts.)
2014-15 Playoffs Lost First Round

Staff Listing

Owner, Governor & Chairman..... Eugene Melnyk
President Cyril Leeder
Executive VP, GM and Pres. of Hockey Operations
..... Bryan Murray
Assistant General Managers Pierre Dorion
..... Randy Lee
Development Consultant Shean Donovan
Head Coach Dave Cameron
Assistant Coaches Jason Smith
..... Andre Tourigny
Goaltending Coach Rick Wamsley
Video Coach Tim Pattyson
Conditioning Coach Chris Schwarz
Head Athletic Therapist Gerry Townend
Equipment Manager John Forget
Senior Director, Communications Brian Morris
Manager, Communications Chris Moore
Coordinator, Communications Amanda Nigh

vs. OTTAWA

SEASON RECORD	W	L	OTL	Pts	GF	GA	PPGF	PPGA	SHGF	SHGA	PIM
Home	1	0	1	3	5	5	2	1	0	0	22
Road	1	1	0	2	4	5	1	1	0	0	20
TOTALS	2	1	1	5	9	10	3	2	0	0	42

RESULTS

DATE	SITE	W/L	DRW	OPP
Nov. 4	A	L	1	3
Nov. 24	H	W	4	3
Dec. 27	A	W	3	2
March 31	H	SOL	1	2

GOALS BY PERIOD

TEAM	1	2	3	OT	SO	TOT
Detroit	2	4	2	1	0	9
Ottawa	2	2	5	0	1	10

SPECIAL TEAMS

DETROIT POWER PLAY			DETROIT PENALTY KILL		
Home	2-9	22.2%	Home	8-9	88.9%
Road	1-6	16.7%	Road	8-9	88.9%
Totals	3-15	20.0%	Totals	16-18	88.9%

LEADERS

DETROIT		OTTAWA	
Henrik Zetterberg	2G-2A-4P, -1 in 4 games	Erik Karlsson	2G-2A-4P, +2 in 4 games
Gustav Nyquist	3G-0A-3P, +1 in 4 games	Clarke MacArthur	3G-0A-3P, +1 in 4 games
Niklas Kronwall	0G-3A-3P, -1 in 4 games	Kyle Turris	1G-2A-3P, +0 in 4 games
Stephen Weiss	2G-0A-2P, +1 in 2 games	Mike Hoffman	1G-1A-2P, +2 in 3 games
Jimmy Howard	2-1-0, 7 GA, .922 SV%	Andrew Hammond	1-0-0, 1 GA, .941 SV%

ALL-TIME SEASON RECORD

SITE	GP	W	L	T	OTL	PTS	GF	GA
Home	16	9	6	0	1	19	52	41
Road	17	11	5	1	0	23	55	46
TOTALS	33	20	11	1	1	42	107	87



2014-15 TEAM-BY-TEAM RECORDS



PHILADELPHIA FLYERS

3601 South Broad Street
Philadelphia, PA 19148
flyers.nhl.com

Arena.....Wells Fargo Center (19,541)
Entered NHL 1967-68 (49th season)
Conference / Division..... Eastern / Metropolitan
Regular Season Record..... 1854-1285-457-122
Playoff Record.....217-204
Stanley Cup Champions 1974, 1975
Office Phone.....(215) 465-4500
Fax.....(215) 218-7837
2014-15 Record33-31-7-11 (84 pts.)
2014-15 Playoffs Did Not Qualify

Staff Listing

Chairman & Governor Ed Snider
President Paul Holmgren
General Manager Ron Hextall
Senior Vice President..... Bob Clarke
Assistant General Manager Barry Hanrahan
Head Coach Dave Hakstol
Assistant Coaches Gord Murphy, Joe Mullen
Goaltending Coach..... Ian Lapperiere
Video Coach Adam Patterson
Director of Medical Services Jim McCrossin
Strength & Conditioning Coach Ryan Podell
Head Equipment Manager Derek Settlemyre
Senior Director, Communications..... Zack Hill
Director, Public Relations..... Joe Siville
Mgr., Broadcast & Media Services..... Brian Smith

vs. PHILADELPHIA

SEASON RECORD	W	L	OTL	Pts	GF	GA	PPGF	PPGA	SHGF	SHGA	PIM
Home	1	0	0	2	5	2	1	1	0	0	13
Road	0	2	0	0	4	11	1	4	0	0	20
TOTALS	1	2	0	2	9	13	2	5	0	0	33

RESULTS

DATE	SITE	W/L	DRW	OPP
Oct. 25	A	L	2	4
Nov. 26	H	W	5	2
March 14	A	L	2	7

GOALS BY PERIOD

TEAM	1	2	3	OT	SO	TOT
Detroit	2	4	3	0	0	9
Philadelphia	2	3	8	0	0	13

SPECIAL TEAMS

DETROIT POWER PLAY			DETROIT PENALTY KILL		
Home	1-3	33.3%	Home	1-4	25.0%
Road	1-6	16.7%	Road	5-9	55.6%
Totals	2-9	22.2%	Totals	6-13	46.2%

LEADERS

DETROIT		PHILADELPHIA	
Pavel Datsyuk	3G-1A-4P, -1 in 3 games	Claude Giroux	1G-4A-5P, +1 in 3 games
Darren Helm	0G-3A-3P, +2 in 2 games	Brayden Schenn	3G-1A-4P, -1 in 3 games
Stephen Weiss	1G-1A-2P, +2 in 2 games	Michael Raffl	2G-2A-4P, +3 in 3 games
Tomas Jurco	1G-1A-2P, +1 in 2 games	Wayne Simmonds	1G-3A-4P, +1 in 3 games
Jimmy Howard	1-1-0, 9 GA, .850 SV%	Ray Emery	1-0-0, 3 GA, .936 SV%

ALL-TIME SEASON RECORD

SITE	GP	W	L	T	OTL	PTS	GF	GA
Home	66	36	20	10	0	82	238	203
Road	64	13	40	11	0	37	178	259
TOTALS	130	49	60	21	0	119	416	462



2014-15 TEAM-BY-TEAM RECORDS



PITTSBURGH PENGUINS

1001 Fifth Avenue
Pittsburgh, PA 15219
penguins.nhl.com

Arena..... CONSOL Energy Center (18,387)
Entered NHL 1967-68 (49th season)
Conference / Division..... Eastern / Metropolitan
Regular Season Record..... 1637-1593-383-105
Playoff Record..... 168-148
Stanley Cup Champions 1991, 1992, 2009
Office Phone..... (412) 642-1300
Fax (412) 255-1988
2014-15 Record 43-27-6-6 (98 pts.)
2014-15 Playoffs Lost First Round

Staff Listing

Co-Owner & Chairman..... Mario Lemieux
Co-Owner Ron Burkle
CEO & President..... David Morehouse
Executive VP & GM Jim Rutherford
Associate General Manager..... Jason Botterill
Assistant General Manager Bill Guerin
VP, Hockey Operations Jason Karmanos
Head Coach Mike Johnston
Asst. Coaches Gary Agnew, Rick Tocchet
Goaltending Coach..... Mike Bales
Video Coordinator..... Andy Saucier
Development Coach, Player..... Mark Recchi
Development Coach, Goaltender Mike Buckley
Head Athletic Trainer Chris Stewart
Director, Sport Science..... Andy O'Brien
Head Equipment Manager Dana Heinze
VP, Communications..... Tom McMillan
Communications Sr. Director Jennifer Bullano
Communications Manager Jason Seidling

vs. PITTSBURGH

SEASON RECORD	W	L	OTL	Pts	GF	GA	PPGF	PPGA	SHGF	SHGA	PIM
Home	1	0	0	2	4	3	0	0	0	0	10
Road	1	1	0	2	6	5	2	0	0	0	16
TOTALS	2	1	0	4	10	8	2	0	0	0	26

RESULTS

DATE	SITE	W/L	DRW	OPP
Oct. 23	H	W	4	3
Feb. 11	A	L	1	4
March 15	A	W	5	1

GOALS BY PERIOD

TEAM	1	2	3	OT	SO	TOT
Detroit	3	3	3	1	0	10
Pittsburgh	4	3	1	0	0	8

SPECIAL TEAMS

DETROIT POWER PLAY			DETROIT PENALTY KILL		
Home	0-3	0.00%	Home	3-3	100%
Road	2-5	40.0%	Road	6-6	100%
Totals	2-8	25.0%	Totals	9-9	100%

LEADERS

DETROIT		PITTSBURGH	
Henrik Zetterberg	2G-4A-6P, +2 in 3 games	Blake Comeau	1G-3A-4P, +1 in 3 games
Niklas Kronwall	2G-3A-5P, +0 in 3 games	Patric Hornqvist	1G-2A-3P, +1 in 3 games
Marek Zidlicky	1G-2A-3P, +2 in 1 game	Simon Despres	0G-3A-3P, +3 in 2 games
Teemu Pulkkinen	2G-0A-2P, +1 in 1 game	David Perron	2G-0A-2P, +1 in 2 games
Petr Mrazek	1-1-0, 5 GA, .917 SV%	Marc-Andre Fleury	1-1-0, 5 GA, .875 SV%

SEASON RECORD

SITE	GP	W	L	T	OTL	PTS	GF	GA
Home	72	44	14	12	2	102	279	203
Road	73	21	46	4	2	48	215	297
TOTALS	145	65	60	16	4	150	494	500



2014-15 TEAM-BY-TEAM RECORDS



SAN JOSE SHARKS

525 West Santa Clara St.
San Jose, CA 95113
sharks.nhl.com

Arena.....SAP Center at San Jose (17,562)
Entered NHL 1991-92 (25th season)
Conference / Division..... Western / Pacific
Regular Season Record..... 837-743-121-119
Playoff Record..... 87-94
Stanley Cup Champions None
Office Phone..... (408) 287-7070
Fax (408) 999-5797
2014-15 Record 40-33-3-6 (89 pts.)
2014-15 Playoffs Did Not Qualify

Staff Listing

Ownership Group..... Hasso Plattner
..... Gary Valenzuela, Gordon Russell, Rudy Staedler
General Manager Doug Wilson
VP & Assistant General Manager Joe Will
Head Coach Peter DeBoer
Director of Player Development..... Larry Robinson
Assistant Coach Bob Boughner
Asst. Coach/Goaltending Coach Johan Hedberg
Development Coach..... Mike Ricci
Video Coordinator..... Dan Darrow
Head Athletic Trainer Ray Tufts
Strength & Cond. Coordinator Mike Potenza
Equipment Manager Mike Aldrich
VP, Media Relations & Broadcasting... Scott Emmert
Media Relations Manager Ben Guerrero
Media Relations Coordinator..... Nicolas Carrillo

vs. SAN JOSE

SEASON RECORD	W	L	OTL	Pts	GF	GA	PPGF	PPGA	SHGF	SHGA	PIM
Home	0	1	0	0	4	6	0	0	0	0	12
Road	1	0	0	2	3	2	1	1	0	0	4
TOTALS	1	1	0	2	7	8	1	1	0	0	16

RESULTS

DATE	SITE	W/L	DRW	OPP
Feb. 26	A	W	3	2
March 26	H	L	4	6

GOALS BY PERIOD

TEAM	1	2	3	OT	SO	TOT
Detroit	2	1	4	0	0	7
San Jose	4	1	3	0	0	8

SPECIAL TEAMS

DETROIT POWER PLAY			DETROIT PENALTY KILL		
Home	0-4	0.00%	Home	1-1	100%
Road	1-5	20.0%	Road	3-4	75.0%
Totals	1-9	11.1%	Totals	4-5	80.0%

LEADERS

DETROIT		SAN JOSE	
Danny DeKeyser	0G-4A-4P, +2 in 2 games	Patrick Marleau	3G-1A-4P, +2 in 2 games
Stephen Weiss	1G-1A-2P, +1 in 2 games	Logan Couture	1G-2A-3P, +2 in 2 games
Teemu Pulkkinen	1G-1A-2P, +1 in 2 games	Chris Tierney	1G-1A-2P, +0 in 1 game
Tomas Tatar	1G-1A-2P, -1 in 2 games	Marc-Edouard Vlasic	1G-0A-1P, +2 in 2 games
Jimmy Howard	1-0-0, 5 GA, .844 SV%	Antti Niemi	1-1-0, 7 GA, .899 SV%

ALL-TIME SEASON RECORD

SITE	GP	W	L	T	OTL	PTS	GF	GA
Home	42	30	8	1	3	64	152	85
Road	44	22	18	3	1	48	154	149
TOTALS	86	52	26	4	4	112	306	234



2014-15 TEAM-BY-TEAM RECORDS



ST. LOUIS BLUES

1401 Clark Avenue at
Brett Hull Way
St. Louis, MO 63103
blues.nhl.com

Arena.....Scottrade Center (19,150)
Entered NHL 1967-68 (49th season)
Conference / Division..... Western / Central
Regular Season Record..... 1676-1493-432-117
Playoff Record..... 148-186
Stanley Cup Champions None
Office Phone..... (314) 622-2500
Fax (314) 622-2582
2014-15 Record 51-24-3-4 (109 pts.)
2014-15 Playoffs Lost First Round

Staff Listing

Chairman & Governor Tom Stillman
Pres. of Hockey Ops & GM Doug Armstrong
Assistant GMs..... Martin Brodeur, Kevin McDonald
Senior Advisor to the GM Al MacInnis
Head Coach Ken Hitchcock
Associate Coach Brad Shaw
Assistant Coaches Ray Bennett, Kirk Muller
Goaltending Coach..... Jim Corsi
Video Coach Sean Ferrell
Strength & Conditioning Coach Nelson Aoyotte
Head Medical Trainer Ray Barile
Equipment Manager Bert Godin
Director, Player Development Tim Taylor
Goalie Development Coach Ty Conklin
Senior VP, Marketing & PR Mike Caruso
Sr. Director, Media Relations Rich Jankowski
Asst. Director, Media Relations Dan O'Neill

vs. ST. LOUIS

SEASON RECORD	W	L	OTL	Pts	GF	GA	PPGF	PPGA	SHGF	SHGA	PIM
Home	1	0	0	2	2	1	1	1	0	0	23
Road	1	0	0	2	3	2	0	1	0	0	10
TOTALS	2	0	0	4	5	3	1	2	0	0	33

RESULTS

DATE	SITE	W/L	DRW	OPP
Jan. 15	A	W	3	2
March 22	H	W	2	1

GOALS BY PERIOD

TEAM	1	2	3	OT	SO	TOT
Detroit	0	2	1	2	0	5
St. Louis	0	1	2	0	0	3

SPECIAL TEAMS

DETROIT POWER PLAY			DETROIT PENALTY KILL		
Home	1-6	16.7%	Home	3-4	75.0%
Road	0-4	0.00%	Road	2-3	66.7%
Totals	1-10	10.0%	Totals	5-7	71.4%

LEADERS

DETROIT		ST. LOUIS	
Justin Abdelkader	1G-1A-2P, +2 in 2 games	Alex Steen	2G-0A-2P, +0 in 2 games
Kyle Quincey	0G-2A-2P, +1 in 2 games	Alex Pietrangelo	0G-2A-2P, +0 in 2 games
Pavel Datsyuk	1G-0A-1P, +0 in 1 game	David Backes	1G-0A-1P, +1 in 2 games
Erik Cole	1G-0A-1P, +2 in 1 game	Jay Bouwmeester	0G-1A-1P, +0 in 2 games
Jimmy Howard	1-0-0, 1 GA, .958 SV%	Jake Allen	0-0-1, 2 GA, .920 SV%

ALL-TIME SEASON RECORD

SITE	GP	W	L	T	OTL	PTS	GF	GA
Home	139	69	49	17	4	159	494	408
Road	138	52	62	20	4	128	397	439
TOTALS	277	121	111	37	8	287	891	847



2014-15 TEAM-BY-TEAM RECORDS



TAMPA BAY LIGHTNING

401 Channelside Drive
Tampa, FL 33602
lightning.nhl.com

Arena.....Amalie Arena (19,204)
Entered NHL 1992-93 (24th season)
Conference / Division..... Eastern / Atlantic
Regular Season Record..... 702-809-112-117
Playoff Record..... 51-48
Stanley Cup Champions 2004
Office Phone..... (813) 301-6500
Fax (813) 301-1480
2014-15 Record50-24-3-5 (108 pts.)
2014-15 PlayoffsLost Stanley Cup Final

Staff Listing

Owner, Governor & Chairman..... Jeff Vinik
VP and General Manager..... Steve Yzerman
Assistant General Manager Julien BriseBois
Asst. GM & Dir., Player Personnel.....Pat Brubeek
Senior Advisor to the GM Tom Kurvers
Head Coach Jon Cooper
Associate Coach Rick Bowness
Assistant Coach Steve Thomas
Goaltending Coach.....Frantz Jean
Video Coach Nigel Kirwan
Player Development Coach.....Stacy Roest
Strength & Conditioning Coach Mark Lambert
Head Athletic Trainer Tom Mulligan
Equipment Manager Ray Thill
Executive VP of Communications Bill Wickett
Director of Public Relations.....Brian Breseman
Editorial Content Mgr..... Trevor van Knotsburg

vs. TAMPA BAY

SEASON RECORD	W	L	OTL	Pts	GF	GA	PPGF	PPGA	SHGF	SHGA	PIM
Home	1	0	1	3	7	4	2	1	0	0	34
Road	0	2	0	0	2	8	1	1	0	1	19
TOTALS	1	2	1	3	9	12	3	2	0	1	53

RESULTS

DATE	SITE	W/L	DRW	OPP
Nov. 9	H	SOL	3	4
Jan. 29	A	L	1	5
March 20	A	L	1	3
March 28	H	W	4	0

GOALS BY PERIOD

TEAM	1	2	3	OT	SO	TOT
Detroit	2	5	2	0	0	9
Tampa Bay	3	6	2	0	1	12

SPECIAL TEAMS

DETROIT POWER PLAY			DETROIT PENALTY KILL		
Home	2-8	25.0%	Home	10-11	90.9%
Road	1-5	20.0%	Road	4-5	80.0%
Totals	3-13	23.1%	Totals	14-16	87.5%

LEADERS

DETROIT		TAMPA BAY	
Gustav Nyquist	2G-2A-4P, -1 in 4 games	Steven Stamkos	4G-0A-4P, +0 in 4 games
Darren Helm	2G-0A-2P, -2 in 4 games	Cedric Paquette	3G-0A-3P, +2 in 3 games
Johan Franzen	1G-1A-2P, -1 in 1 game	Alex Killorn	1G-2A-3P, +2 in 3 games
Kyle Quincey	0G-2A-2P, +2 in 4 games	Ondrej Palat	0G-3A-3P, +3 in 4 games
Petr Mrazek	1-1-0, 5 GA, .868 SV%	Ben Bishop	3-1-0, 8 GA, .921 SV%

ALL-TIME SEASON RECORD

SITE	GP	W	L	T	OTL	PTS	GF	GA
Home	20	15	2	1	2	33	70	37
Road	21	12	7	1	1	26	82	65
TOTALS	41	27	9	2	3	59	152	102



2014-15 TEAM-BY-TEAM RECORDS



TORONTO MAPLE LEAFS

40 Bay Street
Toronto, Ontario M5J 2X2
mapleleafs.nhl.com
50 Bay Street, Suite 500

Arena..... Air Canada Centre (18,819)
Entered NHL 1917-18 (99th season)
Conference / Division..... Eastern / Atlantic
Regular Season Record..... 2765-2667-783-117
Playoff Record..... 254-273-4
Stanley Cups..... 1918, '22, '32, '42, '45, '47,
..... '49, '51, '62, '63, '64, '67
Office Phone..... (416) 815-5700
Fax..... (416) 359-9331
2014-15 Record..... 30-44-3-5 (68 pts.)
2014-15 Playoffs..... Did Not Qualify

Staff Listing

Chairman & Governor... Lawrence M. Tanenbaum
President & CEO..... Tim Leiweke
President..... Brendan Shanahan
General Manager..... Lou Lamoriello
Assistant General Manager..... Kyle Dubas
Director of Player Personnel..... Mark Hunter
Asst. to the GM..... Brandon Pridham
Senior Advisor..... Cliff Fletcher
Asst. Coaches..... Jim Hiller, D.J. Smith
..... Andrew Brewer
Director, Player Development..... Scott Pellerin
Director, Player Evaluation..... Jim Paliafito
Video Coordinator..... Adam Jancelewicz
Director, Sports Science..... Dr. Jeremy Bettie
Strength & Cond. Coach..... Matthew J. Herring
Head Athletic Therapist..... Paul Ayotte
Equipment Manager..... Brian Papineau
Director, Media Relations..... Steve Keogh
Senior Mgr, Media Relations.... Scott McNaughton

vs. TORONTO

SEASON RECORD	W	L	OTL	Pts	GF	GA	PPGF	PPGA	SHGF	SHGA	PIM
Home	1	0	1	3	2	2	0	0	0	0	20
Road	1	2	0	2	6	9	1	1	0	1	31
TOTALS	2	2	1	5	8	11	1	1	0	1	51

RESULTS

DATE	SITE	W/L	DRW	OPP
Oct. 17	A	W	4	1
Oct. 18	H	W	1	0
Nov. 22	A	L	1	4
Dec. 10	H	SOL	1	2
Dec. 13	A	L	1	4

GOALS BY PERIOD

TEAM	1	2	3	OT	SO	TOT
Detroit	2	4	1	1	0	8
Toronto	2	1	7	0	1	11

SPECIAL TEAMS

DETROIT POWER PLAY			DETROIT PENALTY KILL		
Home	0-9	0.00%	Home	9-9	100%
Road	1-10	10.0%	Road	10-11	90.9%
Totals	1-19	5.3%	Totals	19-20	95.0%

LEADERS

DETROIT		TORONTO	
Henrik Zetterberg	1G-5A-6P, +0 in 5 games	Tyler Bozak	2G-1A-3P, +3 in 5 games
Gustav Nyquist	2G-2A-4P, +2 in 5 games	Leo Komarov	1G-2A-3P, +0 in 4 games
Johan Franzen	2G-1A-3P, -3 in 3 games	Mike Santorelli	1G-2A-3P, +0 in 5 games
Justin Abdelkader	1G-1A-2P, -1, 3 games	Daniel Winnik	0G-3A-3P, +3 in 5 games
Jonas Gustavsson	1-0-0, 0 GA, 1.000 SV%	Jonathan Bernier	2-0-1, 3 GA, .966 SV%

ALL-TIME SEASON RECORD

SITE	GP	W	L	T	OTL	PTS	GF	GA
Home	329	172	107	46	4	394	986	805
Road	324	108	168	47	1	264	867	1072
TOTALS	653	280	275	93	5	658	1853	1877



2014-15 TEAM-BY-TEAM RECORDS



VANCOUVER CANUCKS

800 Griffiths Way
Vancouver, B.C., V6B 6G1
canucks.nhl.com

Arena..... Rogers Arena (18,870)
Entered NHL 1970-71 (46th season)
Conference / Division..... Western / Pacific
Regular Season Record 1463-1533-391-105
Playoff Record..... 101-128
Stanley Cup Champions None
Office Phone..... (604) 899-7400
Fax (604) 899-7401
2014-15 Record 48-29-3-2 (101 pts.)
2014-15 Playoffs Lost First Round

Staff Listing

Chairman & Governor Francesco Aquilini
President, Hockey Operations..... Trevor Linden
General Manager Jim Benning
Assistant General Manager John Weisbrod
Head Coach Willie Desjardins
Asst. Coaches Glen Gulutzan, Doug Lidster
..... Pearry Pearson
Goaltending Coach..... Roland Melanson
Video Coach Ben Cooper
Skill Coach Glenn Carnegie
Strength & Cond. Coach..... Roger Takahashi
Head Athletic Therapist..... Jon Sanderson
Equipment Manager Pat O'Neill
VP, Communications Chris Brumwell
Director, Media Relations Ben Brown
Manager, Media Relations..... Stephanie Maniagu
Coordinator, Media Relations Alfred De Vera

vs. VANCOUVER

SEASON RECORD	W	L	OTL	Pts	GF	GA	PPGF	PPGA	SHGF	SHGA	PIM
Home	1	0	0	2	5	3	2	1	0	0	8
Road	0	1	0	0	1	4	0	2	0	0	14
TOTALS	1	1	0	2	6	7	2	3	0	0	22

RESULTS

DATE	SITE	W/L	DRW	OPP
Nov. 30	H	W	5	3
Jan. 3	A	L	1	4

GOALS BY PERIOD

TEAM	1	2	3	OT	SO	TOT
Detroit	2	1	3	0	0	6
Vancouver	0	2	5	0	0	7

SPECIAL TEAMS

DETROIT POWER PLAY			DETROIT PENALTY KILL		
Home	2-4	50.0%	Home	2-3	66.7%
Road	0-3	0.00%	Road	2-4	50.0%
Totals	2-7	28.6%	Totals	4-7	57.1%

LEADERS

DETROIT		VANCOUVER	
Pavel Datsyuk	2G-0A-2P, +2 in 2 games	Linden Vey	2G-1A-3P, +2 in 1 game
Danny DeKeyser	1G-1A-2P, +1 in 2 games	Henrik Sedin	2G-1A-3P, -1 in 2 games
Tomas Tatar	1G-1A-2P, +1 in 2 games	Daniel Sedin	0G-3A-3P, +0 in 2 games
Gustav Nyquist	1G-1A-2P, -1 in 2 games	Shawn Matthias	1G-1A-2P, +2 in 1 game
Jimmy Howard	1-1-0, 5 GA, .909 SV%	Ryan Miller	1-1-0, 5 GA, .915 SV%

ALL-TIME SEASON RECORD

SITE	GP	W	L	T	OTL	PTS	GF	GA
Home	83	51	20	8	4	114	330	236
Road	83	36	35	10	2	84	261	289
TOTALS	166	87	55	18	6	198	591	525



2014-15 TEAM-BY-TEAM RECORDS



WASHINGTON CAPITALS

627 N. Glebe Rd., Suite 850
Arlington, VA 22203
capitals.nhl.com

Arena.....Verizon Center (18,506)
Entered NHL 1974-75 (42nd season)
Conference / Division..... Eastern / Metropolitan
Regular Season Record 1415-1343-303-119
Playoff Record.....103-123
Stanley Cup ChampionsNone
Office Phone.....(202) 266-2200
Fax.....(202) 266-2360
2014-15 Record45-26-7-4 (101 pts.)
2014-15 Playoffs Lost Second Round

Staff Listing

Chairman, Majority Owner & CEO.....Ted Leonsis
Senior VP & General Manager.....Brian MacLellan
Assistant GMs..... Ross Mahoney, Don Fishman
Head CoachBarry Trotz
Asst. Coaches Lane Lambert, Todd Reirden
.....Blaine Forsythe
Video CoachBret Leonhardt
Goaltending Coach.....Mitch Korn
Pro Development CoachOlaf Kolzig
Associate Goaltending Coach.....Scott Murray
Strength & Conditioning Coach Mark Nemish
Director, Player DevelopmentSteve Richmond
Head Athletic TrainerGreg Smith
Head Equipment Manager Brock Myles
Senior VP, Communications Kurt Kehl
Sr. Director, Communications.... Sergey Kocharov
Media Relations Manager..... Pace Sagester
Com. CoordinatorMegan Eichenberg

vs. WASHINGTON

SEASON RECORD	W	L	OTL	Pts	GF	GA	PPGF	PPGA	SHGF	SHGA	PIM
Home	0	1	0	0	1	2	1	1	0	0	4
Road	1	1	0	2	5	5	1	2	0	0	16
TOTALS	1	2	0	2	6	7	2	3	0	0	20

RESULTS

DATE	SITE	W/L	DRW	OPP
Oct. 29	A	W	4	2
Jan. 10	A	L	1	3
April 5	H	L	1	2

GOALS BY PERIOD

TEAM	1	2	3	OT	SO	TOT
Detroit	0	3	3	0	0	6
Washington	2	5	0	0	0	7

SPECIAL TEAMS

DETROIT POWER PLAY			DETROIT PENALTY KILL		
Home	1-5	20.0%	Home	2-3	66.7%
Road	1-6	16.7%	Road	6-8	75.0%
Totals	2-11	18.2%		8-11	72.7%

LEADERS

DETROIT		WASHINGTON	
Justin Abdelkader	2G-1A-3P, +1 in 2 games	Evgeny Kuznetsov	2G-0A-2P, +1 in 3 games
Pavel Datsyuk	1G-2A-3P, +1 in 3 games	Troy Brouwer	2G-0A-2P, +0 in 3 games
Gustav Nyquist	1G-1A-2P, +1 in 3 games	Mike Green	1G-1A-2P, +1 in 3 games
Henrik Zetterberg	0G-2A-2P, +2 in 3 games	Ward/Carlson	1G-1A-2P, +0 in 3 games
Jimmy Howard	1-0-0, 3 GA, .900 SV%	Braden Holtby	2-1-0, 6 GA, .929 SV%

ALL-TIME SEASON RECORD

SITE	GP	W	L	T	OTL	PTS	GF	GA
Home	54	25	17	11	1	62	182	156
Road	53	22	25	5	1	50	166	196
TOTALS	107	47	42	16	2	112	348	352



2014-15 TEAM-BY-TEAM RECORDS



WINNIPEG JETS

345 Graham Avenue
Winnipeg, Manitoba R3C 5S6,
jets.nhl.com

Arena..... MTS Centre (15,294)
Entered NHL 1999-00 (17th season)
Conference / Division..... Western / Central
Regular Season Record..... 483-554-45-114
Playoff Record 0-8
Stanley Cup Champions None
Office Phone..... (204) 987-7825
Fax (204) 926-5555
2014-15 Record 43-26-7-6 (99 pts.)
2014-15 Playoffs Lost First Round

Staff Listing

Executive Chairman & Governor Mark Chipman
Executive VP & GM..... Kevin Cheveldayoff
Senior VP & Asst. GM..... Craig Heisinger
Assistant General Manager Larry Simmons
Head Coach Paul Maurice
Assistant Coaches Charlie Huddy, Pascal Vincent
Goaltending Coach..... Wade Flaherty
Video Coach Matt Prefontaine
Coordinator, Player Development..... Jimmy Roy
Player Development Assistant..... Mike Keane
Head Equipment Manager Jason McMaster
Head Athletic Therapist..... Rob Milette
Director of Fitness..... Dr. Craig Slaunwhite
Sr. Director, Corp. Communications Scott Brown
Manager, Communications Keegan Goodrich
Coordinator, Communications..... Zach Peters

vs. WINNIPEG

SEASON RECORD	W	L	OTL	Pts	GF	GA	PPGF	PPGA	SHGF	SHGA	PIM
Home	0	0	1	1	4	5	2	2	0	0	8
Road	1	0	0	2	4	3	1	0	0	0	4
TOTALS	1	0	1	3	8	8	3	2	0	0	12

RESULTS

DATE	SITE	W/L	DRW	OPP
Nov. 20	A	W	4	3
Feb. 14	H	SOL	4	5

GOALS BY PERIOD

TEAM	1	2	3	OT	SO	TOT
Detroit	1	4	3	0	0	8
Winnipeg	1	5	1	0	1	8

SPECIAL TEAMS

DETROIT POWER PLAY			DETROIT PENALTY KILL		
Home	2-5	40.0%	Home	2-4	50.0%
Road	1-4	25.0%	Road	3-3	100%
Totals	3-9	33.3%	Totals	5-7	71.4%

LEADERS


DETROIT		WINNIPEG	
Tomas Tatar	2G-2A-4P, +2 in 2 games	Dustin Byfuglien	1G-2A-3P, +0 in 2 games
Pavel Datsyuk	2G-1A-3P, +1 in 2 games	Mathieu Perreault	1G-1A-2P, +2 in 2 games
Darren Helm	1G-1A-2P, +1 in 2 games	Tyler Myers	0G-2A-2P, +0 in 1 game
Justin Abdelkader	1G-1A-2P, +1 in 2 games	Trouba/Frolik	0G-2A-2P, +0 in 2 games
Petr Mrazek	1-0-0, 3 GA, .903 SV%	Michael Hutchinson	1-0-0, 4 GA, .862 SV%

ALL-TIME SEASON RECORD

SITE	GP	W	L	T	OTL	PTS	GF	GA
Home	10	6	2	0	2	14	36	27
Road	8	5	3	0	0	10	38	29
TOTALS	18	11	5	0	2	24	74	56



FREE AGENCY SPLASH



BEHIND THE BENCH: On July 1, the Red Wings added some talent on the first day of free agency, adding center Brad Richards and defenseman Mike Green. A veteran of over 1,000 NHL games, Richards is coming off a Stanley Cup-winning season with the Chicago Blackhawks, the second championship of his NHL career. Green is a two-time Norris Trophy nominee and has spent his entire NHL career with the Washington Capitals.

2014-15 COMPARATIVE RECORDS & RESULTS

2014-15 RECORD BY MONTHS (OVERALL/HOME & ROAD)

MONTH	W	L	OT	PTS
October	6	2	2	14
November	8	3	3	19
December	6	4	4	16
January	9	3	0	18
February	6	3	2	14
March	5	8	2	12
April	3	2	1	7
TOTAL	43	25	14	100

	HOME				ROAD			
	W	L	OT	PTS	W	L	OT	PTS
October	4	1	1	9	2	1	1	5
November	5	1	1	11	3	2	2	8
December	4	2	4	12	2	2	0	4
January	4	0	0	8	5	3	0	10
February	0	1	1	1	6	2	1	13
March	4	3	2	10	1	5	0	2
April	1	2	0	2	2	0	1	5
TOTAL	22	10	9	53	21	15	5	47

2014-15 RECORD BY DAYS (OVERALL/HOME & ROAD)

DAY	W	L	OT	PTS
Sunday	5	4	3	13
Monday	2	2	1	5
Tuesday	8	3	4	20
Wednesday	6	1	3	15
Thursday	7	5	1	15
Friday	5	3	1	11
Saturday	11	7	1	23
TOTAL	44	25	14	102

DAY	HOME				ROAD			
	W	L	OT	PTS	W	L	OT	PTS
Sunday	3	2	2	8	2	2	1	5
Monday	2	1	0	4	0	1	1	1
Tuesday	3	1	3	9	5	2	1	11
Wednesday	3	0	2	8	3	1	1	7
Thursday	3	3	0	6	4	2	1	9
Friday	3	2	1	7	2	1	0	4
Saturday	5	1	1	11	6	6	0	12
TOTAL	22	10	9	53	22	15	5	49



2014-15 COMPARATIVE RECORDS & RESULTS

2014-15 RECORD IN BACK-TO-BACK GAMES

The Red Wings played on consecutive days 12 times in 2014-15.

Overall record in back-to-back games: 12-9-3

Record in first game of a back-to-back: 6-4-2

Record in second game of a back-to-back: 6-5-1

2014-15 RECORD VS. DIVISIONS

DIVISION	W	L	OT	PTS
Atlantic	10	12	8	28
Metropolitan	14	8	2	30
Central	12	0	2	26
Pacific	7	5	2	16
TOTAL	43	25	14	100

2014-15 SHOTS BY PERIODS

	1st	2nd	3rd	OT	TOTAL	AVG.
DETROIT	754	829	796	51	2,429	29.6
Opponents	778	774	727	43	2,322	28.3

2014-15 GOALS BY PERIODS

	1st	2nd	3rd	OT	TOTAL	AVG.
DETROIT	59	84	81	7	231	2.8
Opponents	64	66	77	4	211	2.6

2014-15 HOLDING LEAD, TRAILING, TIED

	RECORD	PTS
Scoring First	25-8-9	59
Opponents Scoring First	18-17-5	41
Leading After One Period	15-2-0	30
Trailing After One Period	10-11-2	22
Tied After One Period	18-12-12	48
Leading After Two Periods	26-1-4	56
Trailing After Two Periods	11-19-3	25
Tied After Two Periods	6-5-7	19

2014-15 CLOSE DECISIONS

	RECORD	PTS
One-Goal Games	20-7-14	54
Two-Goal Games	10-9-0	20
Three-Goal Games	13-9-0	26



2014-15 COMPARATIVE RECORDS & RESULTS

2014-15 GOAL MARGINS

	RECORD		RECORD
Scoring 0 Goals	0-2-1	Allowing 0 Goals	5-0-0
Scoring 1 Goal	1-13-4	Allowing 1 Goal	12-1-1
Scoring 2 Goals	4-6-3	Allowing 2 Goals	15-3-4
Scoring 3 Goals	13-2-4	Allowing 3 Goals	6-7-3
Scoring 4 Goals	11-2-2	Allowing 4 Goals	4-7-4
Scoring 5 Goals	11-0-0	Allowing 5 Goals	0-5-2
Scoring 6 Goals	2-0-0	Allowing 6 Goals	1-1-0
Scoring 7 Goals	1-0-0	Allowing 7 Goals	0-1-0
Scoring 8 Goals	0-0-0	Allowing 8 Goals	0-0-0
Scoring 9 Goals	0-0-0	Allowing 9 Goals	0-0-0
Scoring 10 Goals	0-0-0	Allowing 10 Goals	0-0-0



PETR'S POSTSEASON PROWESS



BREAKOUT POSTSEASON: Starting the season in the American Hockey League, Petr Mrazek broke into the NHL and started all seven of Detroit's postseason games. He joined an elite club of NHL netminders who recorded two shutouts in their first-ever NHL playoff series, a feat accomplished by only four other goaltenders in league history. The high-scoring Lightning were only shut out once during the regular season — by Mrazek and the Red Wings on March 28 — and were blanked twice by Mrazek in Games 3 and 5 during the first round of the Stanley Cup Playoffs.

2014-15 COMPARATIVE RECORDS & RESULTS

2014-15 POWERPLAY GOALS AND PENALTY KILLING VS NHL

ANAHEIM DUCKS

PP: 1-for-7 (14.3%) – Pavel Datsyuk
PK: 7-for-7 (100%)

ARIZONA COYOTES

PP: 2-for-11 (18.1%) – Gustav Nyquist,
Riley Sheahan
PK: 8-for-10 (80.0%) – Mark Arcobello,
David Moss

BOSTON BRUINS

PP: 4-for-18 (22.2%) – Gustav Nyquist [2],
Tomas Tatar, Marek Zidlicky
PK: 13-for-16 (81.3%) – Loui Eriksson,
Seth Griffith, David Pastrnak

BUFFALO SABRES

PP: 7-for-18 (38.9%) – Johan Franzen,
Gustav Nyquist [2], Tomas Tatar [2],
Stephen Weiss, Henrik Zetterberg
PK: 9-for-10 (90.0%) – Chris Stewart

CALGARY FLAMES

PP: 2-for-4 (50.0%) – Justin Abdelkader [2]
PK: 7-for-7 (85.7%) – Sean Monahan

CAROLINA HURRICANES

PP: 1-for-5 (20.0%) – Henrik Zetterberg
PK: 7-for-7 (100%)

CHICAGO BLACKHAWKS

PP: 0-for-4 (0.0%)
PK: 7-for-8 (87.5%) – Patrick Kane

COLORADO AVALANCHE

PP: 2-for-6 (33.3%) – Justin Abdelkader,
Pavel Datsyuk
PK: 4-for-5 (80.0%) – Erik Johnson

COLUMBUS BLUE JACKETS

PP: 3-for-12 (25.0%) – Justin Abdelkader,
Tomas Jurco, Gustav Nyquist
PK: 8-for-9 (88.9%) – Cam Atkinson

DALLAS STARS

PP: 2-for-6 (33.3%) – Justin Abdelkader,
Pavel Datsyuk
PK: 3-for-5 (60.0%) – Shawn Horcoff, Tyler Seguin

EDMONTON OILERS

PP: 4-for-9 (44.4%) – Justin Abdelkader, Pavel
Datsyuk, Luke Glendening, Niklas Kronwall
PK: 6-for-8 (75.0%) – Jordan Eberle, Nail Yakupov

FLORIDA PANTHERS

PP: 3-for-11 (27.3%) – Gustav Nyquist,
Riley Sheahan, Tomas Tatar
PK: 11-for-14 (78.6%) – Aleksander Barkov,
Nick Bjugstad, Brandon Pirri

LOS ANGELES KINGS

PP: 2-for-10 (20.0%) – Gustav Nyquist [2]
PK: 5-for-6 (83.3%) – Justin Williams

MINNESOTA WILD

PP: 2-for-4 (50.0%) – Gustav Nyquist [2]
PK: 8-for-11 (72.7%) – Mikko Koivu, Zach Parise [2]

MONTREAL CANADIENS

PP: 1-for-16 (6.3%) – Riley Sheahan
PK: 9-for-10 (90.0%) – Tomas Plekanec

NASHVILLE PREDATORS

PP: 3-for-7 (42.9%) – Tomas Tatar [2],
Henrik Zetterberg
PK: 5-for-7 (71.4%) – Mike Fisher, Shea Weber

NEW JERSEY DEVILS

PP: 4-for-12 (33.3%) – Justin Abdelkader,
Johan Franzen, Jakub Kindl, Riley Sheahan
PK: 8-for-10 (80.0%) – Mike Cammalleri [2]

NEW YORK ISLANDERS

PP: 3-for-9 (33.3%) – Pavel Datsyuk, Gustav
Nyquist, Tomas Tatar
PK: 7-for-11 (63.6%) – Brock Nelson,
Frans Nielsen, Kyle Okposo, Lubomir Visnovsky

NEW YORK RANGERS

PP: 3-for-10 (30.0%) – Jakub Kindl, Tomas Tatar,
Marek Zidlicky
PK: 10-for-13 (76.9%) – Derick Brassard,
Dan Girardi, Rick Nash

OTTAWA SENATORS

PP: 3-for-15 (20.0%) – Gustav Nyquist,
Riley Sheahan, Henrik Zetterberg
PK: 16-for-18 (88.9%) – Erik Karlsson, Kyle Turris

PHILADELPHIA FLYERS

PP: 2-for-9 (22.2%) – Erik Cole, Pavel Datsyuk
PK: 8-for-13 (61.5%) – Matt Read,
Brayden Schenn [2], Wayne Simmonds,
Jakub Voracek



2014-15 COMPARATIVE RECORDS & RESULTS

2014-15 POWERPLAY GOALS AND PENALTY KILLING VS NHL

PITTSBURGH PENGUINS

PP: 2-for-8 (25.0%) – Stephen Weiss,
Marek Zidlicky
PK: 9-for-9 (100%)

SAN JOSE SHARKS

PP: 1-for-9 (11.1%) – Teemu Pulkkinen
PK: 4-for-5 (80.0%) – Patrick Marleau

ST. LOUIS BLUES

PP: 1-for-10 (10.0%) – Justin Abdelkader
PK: 5-for-7 (71.4%) – David Backes, Alexander Steen

TAMPA BAY LIGHTNING

PP: 3-for-13 (23.1%) – Johan Franzen,
Darren Helm, Tomas Tatar
PK: 14-for-16 (87.5%) – Steven Stamkos [2

TORONTO MAPLE LEAFS

PP: 1-for-19 (5.3%) – Niklas Kronwall
PK: 19-for-20 (95.0%) – James van Riemsdyk

VANCOUVER CANUCKS

PP: 2-for-7 (28.6%) – Pavel Datsyuk,
Gustav Nyquist
PK: 4-for-7 (57.1%) – Alexander Edler,
Linden Vey, Radim Vrbata

WASHINGTON CAPITALS

PP: 2-for-11 (18.2%) – Pavel Datsyuk,
Darren Helm
PK: 8-for-11 (72.7%) – Troy Brouwer,
Evgeny Kuznetsov

WINNIPEG JETS

PP: 3-for-9 (33.3%) – Johan Franzen, Darren Helm, Niklas Kronwall
PK: 5-for-7 (71.4%) – Andrew Ladd, Drew Stafford

2014-15 RED WINGS' RECORDS BY QUARTER

OVERALL	W-L-T	PTS
GAMES 1-22	13-4-5	31
GAMES 23-42	10-6-4	24
GAMES 43-62	14-4-2	30
GAMES 63-82	7-10-3	17
TOTAL	43-25-14	100
HOME	W-L-T	PTS
GAMES 1-22	8-2-2	18
GAMES 23-42	5-2-4	14
GAMES 43-62	5-1-1	11
GAMES 63-82	4-5-2	10
TOTAL	22-10-9	53
ROAD	W-L-T	PTS
GAMES 1-22	4-3-3	11
GAMES 23-42	5-4-0	10
GAMES 43-62	9-3-1	19
GAMES 63-82	3-5-1	7
TOTAL	21-15-5	47

POWER PLAY	PPG-PP OPP.	PP%
GAMES 1-22	18-89	20.2%
GAMES 23-42	20-68	29.4%
GAMES 43-62	18-65	27.7%
GAMES 63-82	14-72	19.4%
TOTAL	70-294	23.8% (2nd NHL)
PENALTY KILL	PPGA-TIMES SH	PK%
GAMES 1-22	70-79	88.6%
GAMES 23-42	56-67	83.6%
GAMES 43-62	50-67	74.6%
GAMES 63-82	57-75	76.0%
TOTAL	233-288	80.9% (TIE - 16th NHL)



2014-15 COMPARATIVE RECORDS & RESULTS

2014-15 RED WINGS' RECORDS BY QUARTER CONT.

GOALS FOR	
GAMES 1-22	64
GAMES 23-42	53
GAMES 43-62	65
GAMES 63-82	53
TOTAL	235
GOALS AGAINST	
GAMES 1-22	54
GAMES 23-42	52
GAMES 43-62	54
GAMES 63-82	61
TOTAL	221

SHORTHANDED GOALS FOR	
GAMES 1-22	0
GAMES 23-42	0
GAMES 43-62	2
GAMES 63-82	1
TOTAL	3
SHORTHANDED GOALS AGAINST	
GAMES 1-22	2
GAMES 23-42	2
GAMES 43-62	1
GAMES 63-82	3
TOTAL	8

2014-15 THREE-OR-MORE GOAL GAMES

DETROIT PLAYER	DATE	OPPONENT
Henrik Zetterberg	1/18/15	vs. Buffalo
OPPOSING PLAYER	DATE	TEAM
Cedric Paquette	1/30/15	at Tampa Bay

2014-15 TWO-GOAL GAMES

DETROIT PLAYER (20 TOTAL)	DATE	OPPONENT
Niklas Kronwall	10/23/14	vs. Pittsburgh
Justin Abdelkader	10/29/14	at Washington
Gustav Nyquist	10/31/14	vs. Los Angeles
Pavel Datsyuk	10/31/14	vs. Los Angeles
Tomas Tatar	11/20/14	at Winnipeg
Stephen Weiss	11/24/14	vs. Ottawa
Pavel Datsyuk	11/26/14	vs. Philadelphia
Pavel Datsyuk	11/30/14	vs. Vancouver
Darren Helm	12/4/14	vs. Dallas
Tomas Tatar	12/7/14	at Carolina
Tomas Tatar	12/23/14	vs. Buffalo
Darren Helm	12/31/14	vs. New Jersey
Tomas Tatar	1/17/15	vs. Nashville
Luke Glendening	1/27/15	at Florida
Pavel Datsyuk	2/14/15	vs. Winnipeg
Jakub Kindl	2/21/15	at Dallas
Pavel Datsyuk	2/21/15	at Dallas
Pavel Datsyuk	2/23/15	at Anaheim
Justin Abdelkader	3/6/15	vs. Calgary
Teemu Pulkkinen	3/15/15	vs. Pittsburgh



2014-15 COMPARATIVE RECORDS & RESULTS

2014-15 TWO-GOAL GAMES

OPPOSING PLAYER (15 TOTAL)	DATE	TEAM
Ryan Getzlaf	10/11/14	vs. Anaheim
Michael Raffl	10/25/14	at Philadelphia
Tyler Bozak	11/22/14	at Toronto
Mike Cammalleri	11/28/14	at New Jersey
Linden Vey	11/30/14	vs. Vancouver
Henrik Sedin	1/3/15	at Vancouver
Jordan Eberte	1/6/15	at Edmonton
Tyler Ennis	1/18/15	vs. Buffalo
Zach Parise	1/20/15	vs. Minnesota
Jiri Hudler	2/6/15	vs. Calgary
Daniel Paille	3/8/15	at Boston
Brayden Schenn	3/14/15	at Philadelphia
David Moss	3/24/15	vs. Arizona
Patrick Marleau	3/26/15	vs. San Jose
Zach Parise	4/4/15	at Minnesota

2014-15 SHORTHANDED GOALS

DETROIT PLAYER (3 TOTAL)	DATE	OPPONENT
Darren Helm	1/13/15	at Buffalo
Drew Miller	1/27/15	at Florida
Darren Helm	4/9/15	at Montreal

OPPOSING PLAYER (8 TOTAL)	DATE	TEAM
Tyler Toffoli	10/31/14	vs. Los Angeles
Tyler Bozak	11/22/14	at Toronto
Andre Benoit	12/23/14	vs. Buffalo
Mikael Backlund	1/7/15	at Calgary
Cedric Paquette	1/29/15	at Tampa Bay
Brad Marchand	3/8/15	at Boston
Daniel Paille	3/8/15	at Boston
Cal Clutterbuck	3/29/15	at NY Islanders



DETROIT RED WINGS TEAM HISTORY

The Detroit Red Wings enter their 90th season in the National Hockey League as one of the premier franchises in professional hockey.

As the NHL's most storied American team, the Red Wings have featured some of the greatest players, coaches and executives the game has ever known. Throughout the 1900s, names like Adams, Abel, Lindsay, Sawchuk, Delvecchio and Hall became very familiar to hockey fans. The list continues today with names like Bowman, Shanahan, Fedorov, Yzerman, Lidstrom, Datsyuk and Zetterberg.

The first 89 seasons saw Detroit win 11 Stanley Cups, which is third behind only the Montreal Canadiens (23) and the Toronto Maple Leafs (13). The Red Wings most recently won Stanley Cup championships in 1997, 1998, 2002 and 2008, posted the NHL's best record in the decade of the '90s and became the benchmark to which all teams throughout the NHL measure their own success.

The 1920s

The roots of the Red Wings go all the way back to the old Western Hockey League, where the Victoria (British Columbia) Cougars were members until their roster was sold to a group from Detroit on September 25, 1926. The Detroit group had been awarded an NHL franchise on May 15, 1926.

The team began to play as the Detroit Cougars in the fall of 1926 while playing its home games in Windsor, Ontario. Despite the fact that the Victoria Cougars had won the Stanley Cup in 1925 and were Cup finalists in 1926, the Detroit Cougars finished with the NHL's worst record at 12-28-4 in 1926-27. Not only did the team struggle on the ice, but it performed poorly on the ledger sheet as well where the Cougars were more than \$80,000 in debt.

Help came the following season in the form of Jack Adams as the team's coach and general manager. Adams had played in the old Pacific Coast League and in the NHL with the Toronto St. Pats and Ottawa Senators. Adams' tenure as coach and GM would last until the 1962-63 season when Sid Abel took over.

The team also moved into the brand new Olympia Stadium for the 1927-28 season. A Detroit and professional hockey landmark, the Olympia would serve as the home for the franchise through the midway point of the 1979-80 season.



With Adams at the helm, the team made the playoffs for the first time in franchise history (1928-29). They were still among the NHL's have-nots, however, and perpetually close to bankruptcy.

The 1930s

Willing to try anything, Adams changed the name to the Detroit Falcons for the 1930-31 season.

After the depression, the team went into receivership and Adams was forced to use his own money to make payroll. It was so bad financially, that Adams joked if Montreal Canadiens superstar Howie Morenz were available for \$1.98 the Falcons still couldn't afford him. Things weren't much better on the ice as the team had only made the playoffs twice in its first six seasons.

In 1932, the financial problems ended when grain millionaire and shipping magnate James Norris Sr. purchased the team. Norris, like Adams, was a Canadian turned American. He had once played hockey for the Montreal Amateur Athletic Association's Winged Wheelers.

When the two men met, Norris and Adams agreed that the team's new logo would be a winged wheel and the club's nickname changed to the Red Wings.



DETROIT RED WINGS TEAM HISTORY

The franchise already had a few players who would contribute to the team's first two Stanley Cups in 1936 and 1937 such as Eddie Goodfellow, Larry Aurie, Herbie Lewis, Hec Kilrea and John Sorrell. Norris' money and Adams' ability to wheel and deal added such players as Carl Voss, Syd Howe, Marty Barry, goaltender Normie Smith, Bucko McDonald and others.

The Red Wings had an outstanding season in 1932-33 when Voss won the franchise's first award by winning the Calder Trophy as the NHL's top rookie. Detroit continued its success in the following years, advancing to the semifinals against the New York Rangers in 1933 and losing in the Stanley Cup Final to the Chicago Blackhawks in 1934. Detroit slumped to under .500 and missed the playoffs in 1934-35 but came back to win the first Stanley Cup in franchise history in 1936, defeating the Toronto Maple Leafs three games to one in the finals.

The Red Wings went on to repeat as Cup champions in 1937, winning three games to two over the New York Rangers. However, one of the most memorable moments in Red Wings and NHL history came in Game 1 of the first round series against the Montreal Maroons at the Montreal forum on March 24, 1936. In the longest game ever played in NHL history, the Red Wings defeated the Maroons 1-0 on rookie Mud Bruneteau's goal at 16:30 into the sixth overtime period. That contest also began a playoff shutout run of 248 minutes and 32 seconds for Normie Smith.

The 1936 and 1937 teams featured two of the greatest players ever to wear the winged wheel in Eddie Goodfellow and Syd Howe. Goodfellow played with the Red Wings from the 1929-30 season until 1942-43. He was a forward for the first five seasons and led the team in scoring in 1930-31 and 1931-32. His 1930-31 total of 48 points was good for second overall in the NHL. Since the team had a surplus of forwards, however, Adams asked Goodfellow to move to defense for the 1934-35 season. He made the move and helped the team win the Cup in 1936 and 1937. He was a first team All-Star on defense in 1936-37 and 1939-40, and a second-team selection in 1935-36. Goodfellow was a player-coach in his final season, in which the Red Wings won their third Stanley Cup.

Syd Howe was also a versatile player as he manned every position but goaltender during his

17-year NHL career, which spanned from 1929-30 to 1945-46. He played with the Red Wings for the last 11 seasons of his career. Howe played with the Ottawa Senators, Philadelphia Quakers, Toronto Maple Leafs and the Senators again before the franchise moved to St. Louis (then known as the Eagles). Howe went with them, but the financially strapped team sold Howe and defenseman Ralph (Scotty) Bowman – no relation to the Red Wings' former coach – to Detroit for Teddy Graham and \$50,000.

Howe went on to help the Red Wings win their first three Stanley Cups and holds the team record for goals in a game with six on Feb. 3, 1944, against the New York Rangers at Olympia. When Howe retired in 1946, he was the NHL's all-time leading scorer with 528 points. Goodfellow was elected to the Hockey Hall of Fame in 1963 and Howe in 1965.

Sid Abel, a young man from Melville, Saskatchewan, joined the Red Wings for part of the 1938-39 season. Abel played in only 15 games with Detroit that season and 24 the next as he split time between the NHL and the American Hockey League, but he became a regular in 1940-41.

The 1940s

Abel finished fifth in league scoring with 49 points in 1941-42 and became the captain of the Red Wings in 1942-43.

Detroit's blue line also got an addition in 1938-39 when Jack Stewart was introduced to the NHL. His dark features and physical game earned him the nickname 'Black Jack' Stewart as he terrorized opposing forwards with bone-crushing hits and his great strength.

The Red Wings advanced to the Stanley Cup Finals in 1941 and 1942, losing to the Boston Bruins and the Toronto Maple Leafs respectively. The Bruins swept the Red Wings in four games as Detroit was thwarted by the spectacular goaltending of Frank Brimsek, who lived up to his nickname of 'Mr. Zero' by allowing only six goals to Detroit in the series.

The Red Wings won the first three games of the 1942 Stanley Cup Final against the Maple Leafs, but Toronto rallied to win the next four to win the Cup. It was the first and only time a team has come back from a three games to none Cup Final deficit and only one of the two times in NHL history that



DETROIT RED WINGS TEAM HISTORY



a team has lost a playoff series after winning the first three games (the NY Islanders also came back from a 3-0 deficit against Pittsburgh in 1975).

The Red Wings would get their revenge on the Bruins and Brimsek by winning the third Stanley Cup in team history with a four-game sweep of Boston in 1943. Detroit had also finished first overall with 61 points and a 25-14-11 record in 1942-43, the first season of the 'Original Six' six-team NHL (the league had ranged from 4 to 10 teams from its beginning in 1917-18 through 1941-42). That season began what has become known as the NHL's 'Golden Age' which lasted through the 1966-67 season, after which the league doubled in size to 12 teams.

The 1944 season saw an offensive explosion in the NHL as many of the league's best defensive players were serving in World War II (both Abel and Stewart served in the Royal Canadian Air Force in 1943-44 and 1944-45). The NHL's leading scorer, Boston's Herb Cain, had 36 goals and 82 points, and the Red Wings' Carl Liscombe finished fourth in the scoring race with a team record 36 goals, 37 assists and 73 points.

Detroit wouldn't capture the Stanley Cup again until 1950, but the late '40s would see the arrival of a group of players who would become not only Red Wing legends, but NHL legends as well.

With the promotions of Ted Lindsay (1944-45), Gordie Howe (1946-47), Red Kelly (1947-48) and

Terry Sawchuk (1949-50) to the NHL and the return of both Abel and Stewart from the RCAF, one of the greatest dynasties in NHL history was set into motion.

Adams handed the coaching reins to Tommy Ivan after the 1946-47 season. Detroit finished second overall during the 1947-48 regular season, five points behind the Toronto Maple Leafs, but the team ran off a streak of seven straight first overall finishes from 1948-49 through 1954-55 and won four Stanley Cups (1950, 1952, 1954 and 1955).

The 1950s

Lindsay, Howe and Abel terrorized the NHL as members of the 'Production Line.' Kelly became the NHL's top offensive defenseman and Stewart provided more physical play on the blue line before being traded after Detroit won the 1950 Stanley Cup. The Red Wings can thank Pete Babando for that triumph as he tallied the clinching goal eight minutes and thirty-one seconds into the second overtime period of Game 7 to defeat the New York Rangers four games to three.

Detroit proved to be a talented and deep squad in the 1950 playoffs when Gordie Howe suffered a serious head injury in Game 1 of the first-round playoff series against the Toronto Maple Leafs. Howe almost died and would miss the remainder of the playoffs, but he was out of the hospital in time to join his teammates for the on-ice celebration after Babando's goal in Game 7. The first round of the 1950 playoffs had also featured overtime heroics as Leo Reise scored the OT winners in Games 4 and 7.

Veteran goaltender Harry Lumley backstopped Detroit to the 1950 Stanley Cup victory, but Sawchuk was so impressive in a seven game call-up from the minors while Lumley was injured that Lumley was traded to the Chicago Blackhawks before the 1950-51 season to make room for Sawchuk.

Other future Red Wing greats arrived during this period. Defenseman Marcel Pronovost was with the team during the 1949-50 season but didn't play. He made his Detroit debut the following season along with Alex Delvecchio.

Sawchuk staged one of the greatest performances in Stanley Cup playoff history when Detroit



DETROIT RED WINGS TEAM HISTORY

captured the 1952 Stanley Cup. He allowed only five goals in eight games as the Red Wings swept both the Toronto Maple Leafs and Montreal Canadiens in four games. Even more incredibly, Sawchuk didn't give up a single goal in any of the four games played at Olympia Stadium.

That was also the first appearance of an octopus on Detroit ice at a hockey game. The eight tentacles represented the eight games that a team needed to win at that time to capture the Stanley Cup.

Another significant event came during the first round of the 1952 playoffs. Lindsay and Howe had received death threats if they played in Game 4 in Toronto; however, both played and the Wings won to end the series. After the game, Lindsay playfully chided the Toronto fans when he skated to center ice and held his stick like a machine gun and pretended to shoot the crowd.

The 1953-54 season was Ivan's last as a coach and the Red Wings gave him a grand send off with their third Cup in five seasons. The Wings then repeated as Cup champs the following season in Jimmy Skinner's first season behind the Detroit bench. The Red Wings defeated the Montreal Canadiens in the finals both seasons, winning in five games in 1954 thanks to Tony Leswick's OT goal in Game 5 and in seven games in 1955.

After dropping the 1956 finals to the Canadiens in five games, it seemed that the Red Wings' dynasty would go on for the near future but questionable trades by Adams gutted the team of many good and great players.

Stars like Sawchuk, Lindsay, Kelly and young players like Glenn Hall and Johnny Bucyk were traded between 1955 and 1960 with the team receiving little in exchange. Sawchuk did return to Detroit, but one of the players sent to the Bruins to reacquire him was Bucyk, who went on to become one of the best left wingers in NHL history.

The 1960s

Detroit did not return to the Stanley Cup Final until 1961, losing to the Chicago Blackhawks. The Red Wings went on to advance to the Cup Final in three of the four seasons from 1963-66, but lost each time. The team, now coached by Sid Abel, lost to the Toronto Maple Leafs in 1963



(five games) and 1964 (seven games), and to the Montreal Canadiens in 1966 (six games). It would be 29 years before the Wings would return to the Cup Final and 31 years before they would record another victory in a Stanley Cup Final game.

There had been jubilation at the Olympia on Nov. 10, 1963, when Howe broke Maurice 'Rocket' Richard's record for most career NHL goals with his 545th against Richard's former team, the Montreal Canadiens, and goaltender Charlie Hodge.

Detroit reached the playoffs four times from 1966-67 through 1985-86, a period that was highlighted by the veteran line of Howe, Delvecchio and Frank Mahovlich during the 1968-69 and 1969-70 seasons.

The 1970s

Mickey Redmond became the first Red Wing to score 50 goals in a season in 1972-73 (he would do it again in '73-74). Other highlights during the 1970s included Marcel Dionne's 121 points and Danny Grant's 50 goals in 1974-75.

The team moved to Joe Louis Arena in December 1979 and hosted the NHL All-Star Game in January 1980. The contest featured 50-year old Gordie Howe, who was in his last season with the Hartford Whalers after returning to pro hockey in 1973-74 with the World Hockey Association. He had retired from the Red Wings following the 1970-71 season.



DETROIT RED WINGS TEAM HISTORY

The 1980s

The Norris family finally sold the Red Wings in 1982 to Mike and Marian Ilitch, who owned Little Caesars Pizza.



One of their first hires was Jimmy Devellano as the team's general manager. His first move was to select a shy, 18-year old center named Steve Yzerman with the fourth overall pick of the 1983 NHL Draft.

Detroit made the playoffs in both 1983-84 and 1984-85, but lost in the first round each season. The Red Wings collected only 40 points in 1985-86 to finish last overall in the NHL, but the disappointing campaign would prove as one step backwards before Detroit would take several steps forward in the right direction.

Detroit hired Jacques Demers, coach of the St. Louis Blues, as their new head coach. Not only did the Red Wings make the playoffs in each of Demers' first two seasons, but they also advanced to the Campbell Conference Finals each season, losing to the Edmonton Oilers in five games both times.

Demers named the 21-year-old Yzerman team captain in 1986. The squad featured other young players like Gerard Gallant, Petr Klima, Bob Probert, Shawn Burr, Adam Oates, Joe Kocur and Steve

Chiasson as well as veterans like Dave Barr, Lee Norwood, Tim Higgins, Gilbert Delorme and Harold Snepsts. Demers won the Jack Adams Award as the NHL's Coach of the Year in both 1986-87 and 1987-88.

In 1988-89, Yzerman set franchise records for goals, assists and points with 65 goals, 90 assists and 155 points, which continues to be the highest season point total in NHL history for a player not named Gretzky or Lemieux. Yzerman and linemates Gallant and Paul MacLean combined for 319 points, the most by any line in Red Wings history. Despite their stellar play, Detroit lost in the first round of the playoffs.

The 1989-90 season saw the Red Wings miss the playoffs, ending Demers' run as the Wings head coach. He was replaced by former Washington Capitals coach Bryan Murray, who was also named the team's general manager. The disappointing 1989-90 season was the last time Detroit would miss the playoffs as the Wings have now gone to postseason play in 18 consecutive seasons.

The 1990s

Young players like Sergei Fedorov, Nicklas Lidstrom, Vladimir Konstantinov, Slava Kozlov, Keith Primeau, Martin Lapointe, Darren McCarty and Chris Osgood reached the NHL with the Red Wings and veterans such as Dino Ciccarelli, Paul Coffey and Ray Sheppard were acquired via trade. All but Primeau, Ciccarelli, Coffey and Sheppard contributed to the Red Wings' Stanley Cup victories in 1997 and 1998.

The Red Wings made the playoffs in 1990-91, but were eliminated in the first round of the playoffs by the St. Louis Blues. Over the next three seasons, the Red Wings were one of the most prolific offensive teams in the NHL and one of the best during the regular season. Detroit finished third in goals in 1991-92 and advanced to the second round before being eliminated by Chicago.

The Wings led the NHL in scoring the following two seasons, but were eliminated in the first round both years (Toronto and San Jose).

Murray was fired as coach after the 1992-93 season and the legendary Scotty Bowman was hired to replace him behind the bench. After the team was eliminated by the Sharks, Murray



DETROIT RED WINGS TEAM HISTORY

was fired as G.M. He was replaced by a combination of Devellano (who had become the team's senior vice-president when Murray was hired in 1990), assistant general manager Ken Holland, and Bowman (who would serve as the player personnel director).

Bowman did what many considered unthinkable as he took the league's most potent offensive team and began to emphasize defense. He and associate coaches Barry Smith and Dave Lewis instituted the 'left-wing lock system' and veteran defenseman Bob Rouse and Mike Ramsey were signed as free agents. The team also traded defenseman Steve



Chiasson to the Calgary Flames for veteran goaltender Mike Vernon during the off-season. That gave the team an experienced goaltender to go along with a young Chris Osgood, who had come up during the 1993-94 season and had been forced to play in the playoffs.

Fedorov came of age during the 1993-94 season as he finished second in the league in scoring with 120 points (56 goals and 64 assists) and won both the Hart Trophy as the NHL MVP and the Frank J. Selke Trophy as the league's best defensive forward. Sheppard also scored 50 goals (52-41-93)

to give the Red Wings the first 50-goal pair in franchise history.

The Red Wings were ready to go but the 1994-95 regular season didn't begin until January because of a lockout by the owners. When the season did begin, the Red Wings were the best: Coffey won the Norris Trophy as the NHL's top defenseman during the regular season, the Wings clinched the Presidents' Trophy and later advanced to the Stanley Cup Final for the first time since 1966. The Wings, however, were not able to reach their ultimate goal when they were swept by the New Jersey Devils in the Cup Final.

The following regular season was even better as the team won 62 games to break the NHL record for most wins in one season. Not only were the Red Wings a success on the ice, they were a huge story off of it.

Yzerman discovered how Red Wings fans felt about him once and for all. With rumors of a trade swirling, he received a tremendous, deafening ovation when he was introduced at the 1995-96 home opener at Joe Louis Arena. Fans shouted 'Stevie!' 'Stevie!' 'Stevie!' That moment made it clear Yzerman would remain a Red Wing for life.

Early in the season, Detroit sent Sheppard to the San Jose Sharks for veteran Igor Larionov. He teamed up with Fedorov, Kozlov, Konstantinov and veteran defenseman Slava Fetisov, who had been acquired from New Jersey at the trade deadline the previous season, to form the first all-Russian five-man unit in NHL history. The 'Russian Five' dazzled opponents with their skill and skating ability, becoming the Red Wings' personality.

Individually, Coffey became the first defenseman to collect 1,000 assists, Yzerman scored the 500th goal of his career during the 1995-96 season and Bowman broke the record for the most NHL games coached.

The Wings had much to celebrate at the 1996 NHL Awards Show as Bowman won the Jack Adams Award, Osgood and Vernon shared the Jennings Trophy (team with the fewest goals against) and Fedorov repeated as the Selke Trophy winner.

Once again it was playoff disappointment for Detroit as they were eliminated in the Western Conference Final by the Colorado Avalanche, who would go on to win the 1996 Stanley Cup. That



DETROIT RED WINGS TEAM HISTORY

series began the fierce rivalry between the Red Wings and the Avalanche. The most significant incident came in Game 6 when Claude Lemieux drilled the Wings' Kris Draper into the boards from behind, resulting in serious facial injuries.

Ciccarelli was traded during the off-season but the Wings weren't done trading, sending Primeau, Coffey and a first round pick in the 1997 draft to the Hartford Whalers for left wing Brendan Shanahan and minor league defenseman Brian Glynn.

Shanahan was one of the final pieces in Detroit's Stanley Cup puzzle and went on to score 46 goals that season. Veteran defenseman Larry Murphy was acquired at the trade deadline and Joe Kocur, who had been traded to the Rangers in 1991, returned to Detroit as a free agent in December 1996.

The most memorable moment of the regular season came on March 26, 1997, when Darren McCarty exacted revenge on Claude Lemieux for the hit on Draper. It came during an on-ice brawl which featured Colorado goaltender Patrick Roy and Wings goaltender Mike Vernon in a slugfest at center ice. The frenzy helped rally the Wings from a two-goal deficit to a 6-5 overtime victory as McCarty got the game-winner. When Detroit went on to win the Stanley Cup, each player pointed to that game as the moment they became a team.

In the playoffs, Detroit defeated the Blues in six games, swept the Mighty Ducks of Anaheim in four games (3 of the 4 games went into OT, including Game 4), took the Avalanche in six games in the Western Conference Final and swept the Philadelphia Flyers in the 1997 Stanley Cup Final.

Finally the Red Wings and their fans had won their first Stanley Cup in 42 years. Steve Yzerman's smile as he accepted the Stanley Cup and skated around the Joe Louis Arena ice personified all the emotions the crowd and team were feeling – joy, relief, exuberance and satisfaction. Vernon was voted the Conn Smythe Trophy winner as the playoff MVP.

Tragedy would strike just six days later when Vladimir Konstantinov and team masseur Sergei Mnatsakanov were critically injured in a one-vehicle limousine accident. Fetisov was also in the limousine, but his injuries weren't nearly as serious and he returned to play the following season. For

Konstantinov and Mnatsakanov, it was the end of their careers.

Vernon, who wanted a three-year contract, was dealt to the San Jose Sharks. Ken Holland also became the team's general manager that summer.

Despite the loss of the NHL's best defenseman in Konstantinov, the Red Wings played like champions throughout the regular season. The fact the team was never able to truly celebrate its Stanley Cup victory and the constant thoughts of their stricken teammates propelled a driven Red Wings team into the playoffs.

After defeating the Phoenix Coyotes, St. Louis Blues and Dallas Stars in the first three rounds, Detroit swept the Washington Capitals in the Stanley Cup Final with Yzerman winning the Conn Smythe Trophy. After accepting the 1998 Stanley Cup for a consecutive year, the Captain placed it on the lap of Konstantinov. The entire team surrounded Konstantinov, creating an emotional scene that touched fans throughout the sports world. Media from all over the NHL wrote that never had one team deserved to repeat as much as this Red Wings squad.

Their Colorado rival may have eliminated the Red Wings in the second round of the playoffs over the next two seasons, but there was plenty of individual achievement and player movement.



**IT'S MORE
THAN HOCKEY.**

DETROIT RED WINGS TEAM HISTORY

In 1998-99, Larry Murphy passed Tim Horton to become the all-time games played leader among defensemen in NHL history.

A surprise came at the trade deadline when longtime Red Wings' nemesis Chris Chelios was acquired from the Chicago Blackhawks. Another surprise acquisition was made when former Dallas Stars forward Pat Verbeek was signed as a free agent. That set up a season of milestones for the Red Wings in 1999-2000. Yzerman scored goal No. 600, Verbeek tallied No. 500, Shanahan collected No. 400 and Fedorov earned No. 300. Yzerman also recorded his 1,500th point and 900th assist, while Verbeek registered his 1,000th point.

By the end of the season, only Gordie Howe had played more NHL games than Murphy. The postseason honors continued as Yzerman won the Selke Trophy and was among three Red Wings, along with Shanahan and Lidstrom, to be selected as First Team All-Stars.

The 2000s

The Red Wings finished with the league's second best record in 2000-01, but were eliminated by the Los Angeles Kings during the first round of the 2001 playoffs. After finishing second in Norris Trophy voting for three straight years, Lidstrom finally won his first Norris Trophy as the NHL's best defenseman.

Significant moves were made during the summer of 2001. Future Hall of Fame players Dominik Hasek, Brett Hull and Luc Robitaille were added to Detroit's already potent roster. The moves resulted in a league-best 166 points, culminating with the 10th Stanley Cup in franchise history after the Red Wings defeated the Carolina Hurricanes in five games during the 2002 Stanley Cup Final.

Lidstrom, who would go on to win his second straight Norris Trophy a week after winning the Cup, became the first European-born player to win the Conn Smythe as the playoff MVP. With an NHL-record ninth Stanley Cup as a head coach, Bowman stepped down, retiring after nine seasons behind the Red Wings' bench. By 2009, four members of that Cup-winning squad had been inducted into the Hockey Hall of Fame (Larionov, Yzerman, Hull and Robitaille).

Several Red Wings reached major milestones throughout the 2002-03 season including Brett



Hull recording his 700th goal, becoming just the sixth player in NHL history to reach this prestigious mark. He finished the season with 716 goals, making him fifth best all-time.

The Red Wings took home some hardware at the 2003 NHL Awards Show when Nicklas Lidstrom won his third consecutive Norris Trophy and Steve Yzerman was awarded the Masterton Trophy for perseverance. He returned to the Detroit lineup late in the regular season following serious off-season knee surgery. Brendan Shanahan was also named the King Clancy Memorial Award winner for his humanitarian efforts and Darren McCarty was given the NHL Foundation Player Award for his contributions in the community.

The Red Wings brought in Mike Babcock in 2005-06 to take over as head coach for the departed Dave Lewis, who had taken the reigns following Bowman's retirement in 2002. In the first year under Babcock's direction, the Red Wings would win 58 games during the regular season, the second most in franchise history, and capture the Presidents' Trophy as the NHL's regular season champions. Detroit also set an NHL record with 31 road wins.

A strong regular season would not translate into postseason success however, as the Red Wings lost



DETROIT RED WINGS TEAM HISTORY

in six games to the eighth-seeded Edmonton Oilers in the first round of the playoffs. Nicklas Lidstrom would win his fourth Norris Trophy in '05-06, while center Pavel Datsyuk would take home his first Lady Byng Trophy for sportsmanship and ability.

The 2006-07 season saw the Red Wings once again reach the 50-win plateau and top the Western Conference with a 50-19-13 record. The Red Wings would tie the Buffalo Sabres atop the NHL standings with 113 points; however, the Sabres would win the Presidents' Trophy on a tiebreaker. Detroit's postseason fortunes took a turn as the Wings knocked off the Calgary Flames in six games in the first round, and bumped the San Jose Sharks in six games in round two. Detroit's Stanley Cup hopes would end in the Western Conference Final as the Red Wings would drop the series in six games to the eventual Stanley Cup champion Anaheim Ducks. Nicklas Lidstrom won his second straight

dispose of the Nashville Predators in round one (six games), sweep the Colorado Avalanche in round two, defeat the Dallas Stars in the Western Conference Final (six games) and knock off the Pittsburgh Penguins in six games in the Stanley Cup Final to win the 11th Cup in franchise history.

Nicklas Lidstrom became the first European-born captain to win the Stanley Cup. Henrik Zetterberg was named playoff MVP, joining Lidstrom as the only European players to win the award. Lidstrom would take home his third consecutive Norris Trophy and sixth in the last seven seasons played. Pavel Datsyuk captured both the Selke Trophy and his third straight Lady Byng Trophy. Chris Osgood and Dominik Hasek were awarded the Jennings Trophy for fewest goals allowed during the regular season (184).

The Red Wings inked star forward Marian Hossa to a one-year deal during the offseason, position-



Norris Trophy and fifth overall. Pavel Datsyuk would also claim his consecutive Lady Byng Trophy.

Stanley returned to Hockeytown in 2008 after a strong regular season campaign. The Red Wings topped 50-wins for a third consecutive season (54-21-7) and captured the Presidents' Trophy for the sixth time in franchise history. Detroit would

bring Detroit for another trip to the finals. The Wings did just that, setting numerous NHL records en route to a back-to-back trip to the Stanley Cup Final in 2008-09. After earning two points in a victory over the Columbus Blue Jackets on March 15, 2009, Detroit became the first team in NHL history to reach the 100-point plateau in nine consecutive

**IT'S MORE
THAN HOCKEY.**

DETROIT RED WINGS TEAM HISTORY

seasons, passing the Montreal Canadiens, who had eight straight 100-point seasons from 1974-75 through 1981-82. The Red Wings claimed their fourth straight 50-win season, marking only the third time in NHL history a team has gone four consecutive years with 50 wins.

Detroit swept the Columbus Blue Jackets in the opening round of the postseason, but it took the Red Wings seven games to defeat the Anaheim Ducks and advance out of the second round. The Red Wings dispatched the Chicago Blackhawks in five games during the Western Conference Final for the right to face-off against a familiar foe for the Stanley Cup. The Wings suffered a disappointing 2-1 loss at home in Game 7 against the Pittsburgh Penguins, preventing Detroit from repeating as champions. Pavel Datsyuk earned his second straight Selke Trophy and fourth consecutive Lady Byng Trophy, becoming the first player in NHL history to do so.

Detroit registered its 10th consecutive 100-point season in 2009-10, a 102-point performance during an injury-plagued campaign. Several key players missed significant time for the Red Wings, but a late season push propelled Detroit into the fifth seed in the Western Conference playoffs. The Wings dismissed the Phoenix Coyotes in seven games in Round One, before falling to the San Jose Sharks in five games in the Western Conference Semifinals. Pavel Datsyuk earned his third straight Selke Trophy as the league's best defensive forward, while Jimmy Howard was a finalist for the Calder Trophy after a stellar rookie campaign in the nets for Detroit.

The 2010s

The Red Wings finished with a 47-25-10 record in 2010-11, claiming their ninth Central Division title in the last 10 years, making their 20th consecutive trip to the postseason and extending their own NHL record by securing an 11th straight 100-point season. Nicklas Lidstrom brought home his seventh career Norris Trophy, tying Doug Harvey for second-most all-time behind only Bobby Orr (8). Chris Osgood became just the 10th goaltender in NHL history to win 400 career games with a career-high 46-save performance in a 4-3 OT win on December 27 in Colorado.



The Red Wings clinched their 21st consecutive playoff appearance and 12th consecutive 100-point season in 2011-12. The team also set an NHL record by logging 23-straight regular-season home wins, going undefeated at Joe Louis Arena from November 5 through February 19. Following the season, Captain Nicklas Lidstrom announced his retirement on May 31, 2012. Lidstrom won four Stanley Cups, seven Norris Trophies, skated in 1,564 regular-season games and never missed the playoffs during his illustrious 20-year career with the Red Wings.

The Red Wings named Henrik Zetterberg the 36th captain in team history on January 15, 2013. Zetterberg has led the Red Wings to playoff berths in each of his three seasons as captain, helping the Red Wings enter the 2015-16 campaign with the longest postseason streak in all of professional sports at 24 years. Over the past three seasons, Detroit's strong drafting and development performance has helped the team on the ice and set the stage for the future, as players like Gustav Nyquist, Tomas Tatar, Riley Sheahan, Danny DeKeyser and Petr Mrazek won the 2013 Calder Cup championship with Grand Rapids



DETROIT RED WINGS TEAM HISTORY

in the American Hockey League prior to establishing themselves as NHL regulars. In 2013-14 – the team's first season back in the Eastern Conference after offseason realignment placed them in the Atlantic Division – the Red Wings set a franchise record for man games lost due to injury/illness at 421, eclipsing the previous high of 346. History was made behind the bench as well, as the Red Wings' 39 wins pushed Mike Babcock past Scotty Bowman (410) and Jack Adams (413) as the winningest coach in Red Wings history. A healthier Detroit team made the playoffs in 2014-15, reaching 100 regular-season points for the 14th time in the past 17 seasons. In 2015-16, a new era begins with Jeff Blashill behind the bench, as the team's young core takes on an increased role while its veteran leadership is strengthened with the additions of free agents Brad Richards and Mike Green.





Little Caesars®

WORLD'S EASIEST WAY TO PIZZA!™

HOT-N-READY CLASSIC

\$5 ALL DAY,
EVERY DAY!
LARGE PEPPERONI

HOT-N-READY® DEEP!DEEP! DISH™



\$8 AVAILABLE ALL DAY,
HOT-N-READY 4-8PM
LARGE PEPPERONI
8 SLICES

HOT-N-READY LUNCH COMBO

\$5

11AM-2PM EVERY DAY
HOT-N-READY® WEEKDAYS

4-SLICE DEEP!DEEP!™ DISH PIZZA WITH PEPPERONI
& PEPSI® 20oz

*Voted "Best Deep Dish Pizza" and "Best of Metro Detroit" at the 2013 Motor City pizzafest. Plus tax where applicable. Available at participating locations. ©2014 LCE, Inc.

ALL-TIME SEASON RECORDS

SEASON	GP	W	L	T	PTS	GF	GA	DIVISION	COACH
1926-27	44	12	28	4	28	76	105	5th@	Art Duncan/ Duke Keats*
1927-28	44	19	19	6	44	88	79	4th@	Jack Adams
1928-29	44	19	16	9	47	72	63	3rd	Adams
1929-30	44	14	24	6	34	117	133	4th@	Adams
1930-31	44	16	21	7	39	102	105	4th@	Adams
1931-32	48	18	20	10	46	95	108	3rd	Adams
1932-33	48	25	15	8	58	111	93	2nd	Adams
1933-34	48	24	14	10	58	113	98	1st	Adams
1934-35	48	19	22	7	45	127	114	4th@	Adams
1935-36	48	24	16	8	56	124	103	1st-SC	Adams
1936-37	48	25	14	9	59	128	102	1st-SC	Adams
1937-38	48	12	25	11	35	99	133	4th@	Adams
1938-39	48	18	24	6	42	107	128	5th	Adams
1939-40	48	16	26	6	38	90	126	5th	Adams
1940-41	48	21	16	11	53	112	102	3rd	Adams
1941-42	48	19	25	4	42	140	147	5th	Adams
1942-43	50	25	14	11	61	169	124	1st-SC	Adams
1943-44	50	26	18	6	58	214	177	2nd	Adams
1944-45	50	31	14	5	67	218	161	2nd	Adams
1945-46	50	20	20	10	50	146	159	4th	Adams
1946-47	60	22	27	11	55	190	193	4th	Adams
1947-48	60	30	18	12	72	187	148	2nd	Tommy Ivan
1948-49	60	34	19	7	75	195	145	1st	Ivan
1949-50	70	37	19	14	88	229	164	1st-SC	Ivan
1950-51	70	44	13	13	101	236	139	1st	Ivan
1951-52	70	44	14	12	100	215	133	1st-SC	Ivan
1952-53	70	36	16	18	90	222	133	1st	Ivan
1953-54	70	37	19	14	88	191	132	1st-SC	Ivan
1954-55	70	42	17	11	95	204	134	1st-SC	Jimmy Skinner
1955-56	70	30	24	16	76	183	148	2nd	Skinner
1956-57	70	38	20	12	88	198	157	1st	Skinner
1957-58	70	29	29	12	70	176	207	3rd	Skinner/Sid Abel
1958-59	70	25	37	8	58	167	218	6th@	Abel
1959-60	70	26	29	15	67	186	197	4th	Abel
1960-61	70	25	29	16	66	195	215	4th	Abel
1961-62	70	23	33	14	60	184	219	5th@	Abel
1962-63	70	32	25	13	77	200	194	4th	Abel
1963-64	70	30	29	11	71	191	204	4th	Abel
1964-65	70	40	23	7	87	224	175	1st	Abel
1965-66	70	31	27	12	74	221	194	4th	Abel
1966-67	70	27	39	4	58	212	241	5th@	Abel
1967-68	74	27	35	12	66	245	257	6th@	Abel
1968-69	76	33	31	12	78	239	221	5th@	Bill Gadsby
1969-70	76	40	21	15	95	246	199	3rd	Gadsby/Abel
1970-71	78	22	45	11	55	209	308	7th@	Ned Harkness/ Doug Barkley
1971-72	78	33	35	10	76	261	262	5th@	Barkley/ Johnny Wilson
1972-73	78	37	29	12	86	265	243	5th@	Wilson
1973-74	78	29	39	10	68	255	319	6th@	Ted Garvin/



ALL-TIME SEASON RECORDS

SEASON	GP	W	L	T	OTL	PTS	GF	GA	DIVISION	COACH
1974-75	80	23	45	12		58	259	335	4th@	Alex Delvecchio
1975-76	80	26	44	10		62	226	300	4th@	Barkley/Delvecchio/
1976-77	80	16	55	9		41	183	309	5th@	BillyDea*/Larry Wilson
1977-78	80	32	34	14		78	252	266	2nd	Bobby Kromm
1978-79	80	23	41	16		62	252	295	5th@	Kromm
1979-80	80	26	43	11		63	268	306	5th@	Kromm/
1980-81	80	19	43	18		56	252	339	5th@	Ted Lindsay/
1981-82	80	21	47	12		54	270	351	6th@	Wayne Maxner/Dea
1982-83	80	21	44	15		57	263	344	5th@	Nick Polano
1983-84	80	31	42	7		69	298	323	3rd	Polano
1984-85	80	27	41	12		66	313	357	3rd	Polano
1985-86	80	17	57	6		40	266	415	5th@	Harry Neale/Brad Park
1986-87	80	34	36	10		78	260	274	2nd	Jacques Demers
1987-88	80	41	28	11		93	322	269	1st	Demers
1988-89	80	34	34	12		80	313	316	1st	Demers
1989-90	80	28	38	14		70	288	323	5th@	Demers
1990-91	80	34	38	8		76	273	298	3rd	Bryan Murray
1991-92	80	43	25	12		98	320	256	1st	Murray
1992-93	84	47	28	9		103	369	280	2nd	Murray
1993-94	84	46	30	8		100	356	275	1st	Scotty Bowman
1995	48	33	11	4		70	180	117	1st	Bowman
1995-96	82	62	13	7		131	325	181	1st	Bowman
1996-97	82	38	26	18		94	253	197	2nd-SC	Bowman
1997-98	82	44	23	15		103	250	196	2nd-SC	Bowman
1998-99	82	43	32	7		93	245	202	1st	Bowman+
1999-00	82	48	#22	10	2	108	278	210	2nd	Bowman
2000-01	82	49	\$20	9	4	111	253	202	1st	Bowman
2001-02	82	51	17	10	4	116	251	187	1st-SC	Bowman
2002-03	82	48	20	10	4	110	269	203	1st	Dave Lewis
2003-04	82	48	21	11	2	109	255	189	1st	Lewis
2004-05	---	---	---	---	---	---	---	---		
2005-06	82	58	24	---	8	124	305	209	1st	Mike Babcock
2006-07	82	50	32	---	13	113	254	199	1st	Babcock
2007-08	82	54	21	---	7	115	257	184	1st-SC	Babcock
2008-09	82	51	21	---	10	112	295	244	1st	Babcock
2009-10	82	44	24	---	14	102	229	216	2nd	Babcock
2010-11	82	47	25	---	10	104	261	241	1st	Babcock
2011-12	82	48	28	--	6	102	248	203	3rd	Babcock
2012-13	48	24	16	---	8	56	121	115	3rd	Babcock
2013-14	82	39	28	---	15	93	222	230	4th	Babcock
2014-15	82	43	25	---	14	100	235	221	3rd	Babcock
TOTALS	6106	2817	2353	815	121	6570	18702	17786		

@-Out of playoffs SC-Won Stanley Cup *-Interim coach

- A loss in overtime was counted as a regulation tie and a loss but given a point. (2 RT)

\$ - A loss in overtime is now counted as an overtime loss, not a loss and given a point.

1st - 29; 2nd - 12; 3rd - 11; 4th - 15; 5th - 16; 6th - 4; 7th - 1

+ - Scotty Bowman missed first five games of regular season



ALL-TIME HOME & AWAY RECORDS

HOME					AWAY				
Won	Lost	Tied	Pts	Season	Games	Won	Lost	Tied	Pts
5	16	0	10	1926-27	44	7	12	4	18
9	10	3	21	1927-28	44	10	9	3	23
11	6	5	27	1928-29	44	8	10	4	20
9	10	3	21	1929-30	44	5	14	3	13
10	7	5	25	1930-31	44	6	14	2	14
15	3	6	36	1931-32	48	3	17	4	10
17	3	4	38	1932-33	48	8	12	4	20
15	5	4	34	1933-34	48	9	9	6	24
11	8	5	27	1934-35	48	8	14	2	18
14	5	5	33	1935-36	48	10	11	3	23
14	5	5	33	1936-37	48	11	9	4	26
8	10	6	22	1937-38	48	4	15	5	13
14	8	2	30	1938-39	48	4	16	4	12
11	10	3	25	1939-40	48	5	16	3	13
14	5	5	33	1940-41	48	7	11	6	20
14	7	3	31	1941-42	48	5	18	1	11
16	4	5	37	1942-43	50	9	10	6	24
18	5	2	38	1943-44	50	8	13	4	20
19	5	1	39	1944-45	50	12	9	4	28
16	5	4	36	1945-46	50	4	15	6	14
14	10	6	34	1946-47	60	8	17	5	21
16	9	5	37	1947-48	60	14	9	7	35
21	6	3	45	1948-49	60	13	13	4	30
19	9	7	45	1949-50	70	18	10	7	43
25	3	7	57	1950-51	70	19	10	6	44
24	7	4	52	1951-52	70	20	7	8	48
20	5	10	50	1952-53	70	16	11	8	40
24	4	7	55	1953-54	70	13	15	7	33
25	5	5	55	1954-55	70	17	12	6	40
21	6	8	50	1955-56	70	9	18	8	26
23	7	5	51	1956-57	70	15	13	7	37
16	11	8	40	1957-58	70	13	18	4	30
13	17	5	31	1958-59	70	12	20	3	27
18	14	3	39	1959-60	70	8	15	12	28
15	13	7	37	1960-61	70	10	16	9	29
17	11	7	41	1961-62	70	6	22	7	19
19	10	6	44	1962-63	70	13	15	7	33
23	9	3	49	1963-64	70	7	20	8	22
25	7	3	53	1964-65	70	15	16	4	34
20	8	7	47	1965-66	70	11	19	5	27
21	11	3	45	1966-67	70	6	28	1	13
18	15	4	40	1967-68	74	9	20	8	26
23	8	7	53	1968-69	76	10	23	5	25
20	11	7	47	1969-70	76	20	10	8	48
17	15	7	41	1970-71	78	5	30	4	14
25	11	3	53	1971-72	78	8	24	7	23



ALL-TIME HOME & AWAY RECORDS

HOME					AWAY						
Won	Lost	Tied	OT	Pts	Season	Games	Won	Lost	Tied	OT	Pts
22	12	5		49	1972-73	78	15	17	7	--	37
21	12	6		48	1973-74	78	8	27	4	--	20
17	17	6		40	1974-75	80	6	28	6	--	18
17	15	8		42	1975-76	80	9	29	2	--	20
12	22	6		30	1976-77	80	4	33	3	--	11
22	11	7		51	1977-78	80	10	23	7	--	27
15	17	8		38	1978-79	80	8	24	8	--	24
14	21	5		33	1979-80	80	12	22	6	--	30
16	15	9		41	1980-81	80	3	28	9	--	15
15	19	6		36	1981-82	80	6	28	6	--	18
14	19	7		35	1982-83	80	7	25	8	--	22
18	20	2		38	1983-84	80	13	22	5	--	31
19	14	7		45	1984-85	80	8	27	5	--	21
10	26	4		24	1985-86	80	7	31	2	--	16
20	14	6		46	1986-87	80	14	22	4	--	32
24	10	6		54	1987-88	80	17	18	5	--	39
20	14	6		46	1988-89	80	14	20	6	--	34
20	14	6		46	1989-90	80	8	24	8	--	24
26	14	0		52	1990-91	80	8	24	8	--	24
24	12	4		52	1991-92	80	19	13	8	--	46
25	14	3		53	1992-93	84	22	14	6	--	50
23	13	6		52	1993-94	84	23	17	2	--	48
17	4	3		37	1994-95	48	16	7	1	--	33
36	3	2		74	1995-96	82	26	10	5	--	57
20	12	9		49	1996-97	82	18	14	9	--	45
25	8	8		58	1997-98	82	19	15	7	--	45
27	12	2		56	1998-99	82	6	20	5	--	37
28	10*	3		60	1999-00	82	20	14*	7	--	48
27	11	3		59	2000-01#	82	22	13	6	--	52
28	8	5		62	2001-02#	82	23	13	5	--	54
28	8	5		63	2002-03#	82	20	16	5	--	47
30	7	4		64	2003-04#	82	18	14	7	--	45
--	--	--	--	--	2004-05	--	--	--	--	--	--
27	9	--	5	59	2005-06	82	31	7	--	3	65
29	4	--	8	66	2006-07	82	21	15	--	5	47
29	9	--	3	61	2007-08	82	25	12	--	4	54
27	9	--	5	59	2008-09	82	24	12	--	5	53
25	10	--	6	56	2009-10	82	19	14	--	8	46
21	14	--	6	48	2010-11	82	26	11	--	4	56
31	7	--	3	65	2011-12	82	17	21	--	3	37
13	7	--	4	30	2012-13	48	11	9	--	4	26
18	13	--	10	46	2013-14	82	21	15	--	5	47
22	10	--	9	53	2014-15	82	21	15	--	5	47

* Includes one regulation tie.
Losses include any overtime losses.



RED WINGS VS. ALL NHL TEAMS

SINCE 1926-27 SEASON

DETROIT RED WINGS VS.	GP	W	L	T	OTL	PTS
Chicago Blackhawks	729	366	266	84	13	829
Toronto Maple Leafs	653	280	275	93	^5	658
New York Rangers	581	263	212	103	3	632
Boston Bruins	588	253	238	95	2	603
Montreal Canadiens	576	203	275	96	2	504
St. Louis Blues	277	121	111	37	^8	287
Dallas Stars (a)	247	110	97	34	6	260
Los Angeles Kings	194	85	80	27	2	199
Vancouver Canucks	166	87	55	18	6	198
Calgary Flames (b)	154	71	66	16	1	159
Arizona Coyotes (c)	135	66	43	22	4	158
Pittsburgh Penguins	145	65	60	16	4	150
Edmonton Oilers	123	63	36	13	11	150
Colorado Avalanche (d)	117	64	41	5	7	140
Buffalo Sabres	124	57	52	13	2	129
Philadelphia Flyers	130	49	60	21	0	119
Nashville Predators	89	51	26	4	8	114
Columbus Blue Jackets	80	52	19	1	8	113
San Jose Sharks	86	52	26	4	4	112
Washington Capitals	107	47	42	16	2	112
Anaheim Ducks	79	48	21	7	3	106
New York Islanders	103	48	47	6	2	104
New Jersey Devils (e)	93	45	36	11	1	102
Carolina Hurricanes (f)	73	38	27	8	0	84
Minnesota Wild	51	33	9	3	6	75
Tampa Bay Lightning	41	27	9	2	3	59
Florida Panthers	32	17	5	5	5	44
Ottawa Senators	33	20	11	1	1	42
Winnipeg Jets (g)	18	11	5	0	2	24
Defunct Teams (*)	282	125	103	54	0	304
TOTALS	6106	2817	2353	815	121	6570

a - Formerly Minnesota North Stars

b - Formerly Atlanta Flames

c - Formerly Winnipeg Jets (1979-96)

d - Formerly Quebec Nordiques

e - Formerly Kansas City Scouts, Colorado Rockies

f - Formerly Hartford Whalers

g - Formerly Atlanta Thrashers

(*) - Includes records vs. Montreal Maroons, New York Americans, Ottawa Senators (1917-31),

Pittsburgh Pirates, Philadelphia Quakers, St. Louis Eagles, California Golden Seals and Cleveland Barons.

^ In 1999-00, teams were not awarded a point for a loss in overtime



RED WINGS HOME VS. ALL NHL TEAMS

SINCE 1926-27 SEASON

DETROIT RED WINGS VS.	GP	W	L	T	OTL	PTS
Chicago Blackhawks	363	218	106	33	6	475
Toronto Maple Leafs	329	172	107	46	^4	394
New York Rangers	291	169	76	45	1	384
Boston Bruins	293	159	81	52	1	371
Montreal Canadiens	287	133	101	53	0	319
St. Louis Blues	139	69	49	17	4	159
Dallas Stars (a)	124	63	42	16	3	145
Vancouver Canucks	83	51	20	8	4	114
Los Angeles Kings	97	50	34	13	0	113
Pittsburgh Penguins	72	44	14	12	2	102
Calgary Flames (b)	76	41	24	10	1	93
Edmonton Oilers	62	39	16	3	4	85
Buffalo Sabres	63	39	18	5	1	84
Philadelphia Flyers	66	36	20	10	0	82
Arizona Coyotes (c)	68	36	22	8	2	82
Colorado Avalanche (d)	58	34	17	1	6	75
Nashville Predators	45	30	8	2	5	67
New Jersey Devils (e)	47	31	14	2	0	64
San Jose Sharks	42	30	8	1	3	64
Anaheim Ducks	39	30	6	3	0	63
Washington Capitals	54	25	17	11	1	62
Columbus Blue Jackets	39	28	7	0	4	60
New York Islanders	51	27	21	2	1	57
Carolina Hurricanes (f)	37	22	8	7	0	51
Minnesota Wild	26	17	4	1	4	39
Tampa Bay Lightning	20	15	2	1	2	33
Ottawa Senators	16	9	6	0	1	19
Florida Panthers	15	6	3	3	3	18
Winnipeg Jets (g)	10	6	2	0	2	14
Defunct Teams (*)	141	76	40	25	0	177
TOTALS	3053	1705	893	390	65	3865

a - Formerly Minnesota North Stars

b - Formerly Atlanta Flames

c - Formerly Winnipeg Jets (1979-96)

d - Formerly Quebec Nordiques

e - Formerly Kansas City Scouts, Colorado Rockies

f - Formerly Hartford Whalers

g - Formerly Atlanta Thrashers

(*) - Includes records vs. Montreal Maroons, New York Americans, Ottawa Senators (1917-31),

Pittsburgh Pirates, Philadelphia Quakers, St. Louis Eagles, California Golden Seals and Cleveland Barons.

^ In 1999-00, teams were not awarded a point for a loss in overtime



RED WINGS ROAD VS. ALL NHL TEAMS

SINCE 1926-27 SEASON

DETROIT RED WINGS VS.	GP	W	L	T	OTL	PTS
Chicago Blackhawks	366	148	160	51	7	354
Toronto Maple Leafs	324	108	168	47	1	264
New York Rangers	290	94	136	58	2	248
Boston Bruins	295	94	157	43	1	232
Montreal Canadiens	289	70	174	43	2	185
St. Louis Blues	138	52	62	20	4	128
Dallas Stars (a)	123	47	55	18	3	115
Los Angeles Kings	97	35	46	14	2	86
Vancouver Canucks	83	36	35	10	2	84
Arizona Coyotes (b)	67	30	21	14	2	76
Calgary Flames (c)	78	30	42	6	0	66
Colorado Avalanche (d)	59	30	24	4	1	65
Edmonton Oilers	61	24	20	10	7	65
Columbus Blue Jackets	41	24	12	1	4	53
Washington Capitals	53	22	25	5	1	50
San Jose Sharks	44	22	18	3	1	48
Pittsburgh Penguins	73	21	46	4	2	48
New York Islanders	52	21	26	4	1	47
Nashville Predators	44	21	18	2	3	47
Buffalo Sabres	61	18	34	8	1	45
Anaheim Ducks	40	18	15	4	3	43
New Jersey Devils (e)	46	14	22	9	1	38
Philadelphia Flyers	64	13	40	11	0	37
Minnesota Wild	25	16	5	2	2	36
Carolina Hurricanes (f)	36	16	19	1	0	33
Tampa Bay Lightning	21	12	7	1	1	26
Florida Panthers	17	11	2	2	2	26
Ottawa Senators	17	11	5	1	0	23
Winnipeg Jets (g)	8	5	3	0	0	10
Defunct Teams (*)	141	49	63	29	0	127
TOTALS	3053	1112	1460	425	56	2705

a - Formerly Minnesota North Stars

b - Formerly Winnipeg Jets (1979-96)

c - Formerly Atlanta Flames

d - Formerly Quebec Nordiques

e - Formerly Kansas City Scouts, Colorado Rockies

f - Formerly Hartford Whalers

g - Formerly Atlanta Thrashers

(*) - Includes records vs. Montreal Maroons, New York Americans, Ottawa Senators (1917-31), Pittsburgh Pirates, Philadelphia Quakers, St. Louis Eagles, California Golden Seals and Cleveland Barons.

^ - In 1999-00, teams were not awarded a point for a loss in overtime



RED WINGS HOLIDAY RECORDS

HOME OPENERS

JOE LOUIS ARENA

2014	Boston	W	2-1
2013	Buffalo	W	2-1
2013**	Dallas	L	1-2
2011	Ottawa	W	5-3
2010	Anaheim	W	4-0
2009	Chicago	W	3-2
2008	Toronto	L	2-3
2007	Anaheim	W	3-2(SO)
2006	Vancouver	L	1-3
2005	St. Louis	W	5-1
2003	Los Angeles	W	3-2
2002	Montreal	L	2-3
2001	Calgary	L	2-4
2000	Edmonton	L	3-4
1999	Buffalo	W	2-0
1998	St. Louis	W	4-1
1997	Dallas	W	3-1
1996	Edmonton	W	2-0
1995	Edmonton	W	9-0
1995*	Chicago	W	4-1
1993	St. Louis	L	2-5
1992	Quebec	L	2-4
1991	Montreal	L	1-4
1990	Calgary	W	6-5
1989	Winnipeg	W	5-4
1988	St. Louis	T	8-8
1987	Toronto	W	3-2
1986	Chicago	W	4-3
1985	Minnesota	L	5-6
1984	New Jersey	W	4-1
1983	New Jersey	L	3-6
1982	Minnesota	T	3-3
1981	St. Louis	W	6-3
1980	NY Islanders	L	4-6

*January 20, 1995 (48-game season)

**January 22, 2013 (48-game season)

OLYMPIA STADIUM

1979	Philadelphia	L	3-7
1978	St. Louis	L	4-5
1977	Toronto	T	3-3
1976	Washington	T	3-3
1975	St. Louis	T	1-1
1974	Chicago	W	2-1
1973	Boston	L	4-9
1972	NY Rangers	W	5-3
1971	Minnesota	L	2-4
1970	California	W	5-3
1969	Toronto	W	3-2

1968	Toronto	L	1-2
1967	NY Rangers	W	3-2
1966	Chicago	L	4-7
1965	Toronto	W	3-0
1964	Toronto	L	3-5
1963	Chicago	W	5-3
1962	Montreal	W	3-1
1961	Toronto	L	2-4
1960	Chicago	L	2-4
1959	NY Rangers	W	4-2
1958	NY Rangers	W	3-0
1957	NY Rangers	L	2-3
1956	Chicago	W	3-1
1955	Chicago	L	2-3
1954	Toronto	W	2-1
1953	NY Rangers	W	4-1
1952	NY Rangers	W	5-3
1951	Boston	W	1-0
1950	NY Rangers	W	3-2
1949	Boston	W	2-1
1948	Chicago	W	3-1
1947	Chicago	W	4-2
1946	Toronto	T	3-3
1945	Boston	W	7-0
1944	Boston	W	7-1
1943	NY Rangers	W	8-3
1942	Boston	W	3-0
1941	Americans	T	3-3
1940	Americans	W	4-2
1939	NY Rangers	T	1-1 OT
1938	Boston	L	1-4
1937	NY Rangers	L	0-3
1936	NY Rangers	W	5-2
1935	NY Rangers	T	1-1 OT
1934	Boston	L	2-4
1933	Americans	W	5-2
1932	Chicago	W	3-1
1931	Americans	L	2-5
1930	NY Rangers	W	1-0
1929	Boston	L	2-5
1928	NY Rangers	L	0-2
1927	Ottawa	L	1-2

WINDSOR ARENA

1926	Boston	L	0-2
------	--------	---	-----

OVERALL RECORD: 48-31-9-0



RED WINGS HOLIDAY RECORDS

HALLOWEEN

2014	Los Angeles	W	5-2	1971	Pittsburgh	W	3-1
2009	@Calgary	W	3-1	1969	Oakland	W	3-1
2001	@Dallas	W	4-3	1968	Boston	W	7-5
2000	@Washington	L	2-6	1965	Montreal	T	2-2
1998	@Dallas	L	2-3	1963	NY Rangers	W	4-1
1997	Los Angeles	L	1-5	1959	@Montreal	T	2-2
1992	@Toronto	L	1-3	1953	Boston	L	1-3
1987	@St. Louis	T	3-3	1948	Montreal	W	4-1
1985	@New Jersey	T	2-2	1943	NY Rangers	W	8-3
1981	@Minnesota	L	4-5				
1979	Minnesota	L	3-5				
1976	@NY Rangers	W	6-5				

OVERALL RECORD: 10-7-4-0

NEW YEAR'S EVE

2014	New Jersey	W	3-1	1974	California	W	4-3
2011	St. Louis	W	3-0	1973	Buffalo	L	5-6
2010	NY Islanders	L	3-4 OT	1972	Minnesota	T	4-4
2009	Colorado	W	4-2	1971	California	W	6-3
2007	St. Louis	L	0-2	1970	Chicago	L	3-8
2006	Los Angeles	W	6-2	1969	Boston	W	5-1
2005	Columbus	W	5-2	1968	Minnesota	W	6-3
2003	Atlanta	W	6-5 OT	1967	Boston	W	6-4
2002	St. Louis	W	5-1	1966	Boston	W	3-1
2001	Minnesota	W	4-2	1965	Chicago	L	1-4
2000	Los Angeles	W	2-1	1964	Chicago	T	1-1
1999	Chicago	T	4-4	1963	Toronto	L	4-5
1998	Toronto	L	2-4	1962	New York	T	1-1
1997	St. Louis	W	5-2	1961	Toronto	W	4-2
1995	Hartford	W	3-2	1960	Chicago	L	0-3
1993	Los Angeles	T	4-4	1959	Toronto	L	2-4
1992	Ottawa	W	5-4 OT	1958	Chicago	L	2-4
1991	Boston	L	3-5	1957	Chicago	W	3-2
1990	Chicago	L	0-4	1956	@ New York	W	1-0
1989	New Jersey	W	6-4	1955	Toronto	T	2-2
1988	Hartford	L	2-3	1953	Montreal	T	2-2
1987	St. Louis	W	7-2	1952	Montreal	L	0-2
1986	Calgary	W	6-4	1951	Montreal	L	3-5
1985	NY Islanders	L	4-5 OT	1950	Toronto	L	2-4
1984	Pittsburgh	T	4-4	1949	@Toronto	W	5-1
1983	Chicago	W	4-3	1947	Chicago	W	4-0
1982	Chicago	W	4-1	1946	@New York	W	5-4
1981	Toronto	L	2-5	1944	Chicago	W	6-2
1980	Pittsburgh	W	3-1	1942	@New York	W	2-0
1979	Colorado	L	3-5	1939	Toronto	L	2-3
1978	Pittsburgh	L	4-5	1936	Americans	W	4-2
1977	Boston	L	0-7	1927	@Ottawa	L	2-6
1976	Cleveland	W	4-2				
1975	Washington	W	4-0				

OVERALL RECORD: 35-23-8-1



RED WINGS HOLIDAY RECORDS

VALENTINE'S DAY

2015	Winnipeg	L	4-5 SO	1965	NY Rangers	W	6-2
2012	Dallas	W	3-1	1960	Toronto	L	1-3
2007	@Dallas	W	3-1	1957	NY Rangers	W	3-2
2004	Colorado	L	2-5	1956	NY Rangers	W	5-3
2001	Carolina	W	4-3 OT	1954	Chicago	W	5-0
2000	@Phoenix	W	3-1	1952	@Chicago	W	3-2
1997	@Dallas	L	3-4	1945	NY Rangers	W	4-2
1993	@Chicago	W	5-3	1943	Montreal	W	2-1
1990	Los Angeles	W	6-5	1942	@Toronto	L	2-4
1987	New Jersey	W	5-1	1941	Chicago	W	2-1
1986	NY Rangers	L	5-7	1939	@Boston	L	1-2
1985	Minnesota	T	5-5	1937	Toronto	T	3-3
1981	Philadelphia	L	1-3	1935	Chicago	L	0-3
1979	Los Angeles	L	2-3	1933	@Montreal	L	2-6
1976	@Minnesota	W	3-2	1932	Chicago	L	1-3
1975	@Vancouver	L	4-5	1931	@Toronto	T	1-1
1973	@Los Angeles	T	2-2	1929	@Americans	T	1-1
1971	Los Angeles	W	4-0				
1970	@Montreal	W	5-2				
1967	@Boston	L	3-6				

OVERALL RECORD: 18-13-5-1

ST. PATRICK'S DAY

2012	@ San Jose	L	2-3 OT	1968	@Minnesota	L	1-5
2011	@ Columbus	W	2-0	1966	Boston	W	4-2
2009	Philadelphia	W	3-2	1963	Chicago	W	4-2
2007	@Vancouver	L	1-4	1959	Chicago	W	2-0
2002	@NY Rangers	W	5-3	1957	Montreal	W	2-1
2001	@Colorado	L	3-5	1955*	@Montreal	W	4-1
1999	Phoenix	L	3-4	1951	Chicago	W	8-2
1998	Edmonton	W	4-3	1948	@Boston	T	0-0
1996	Calgary	W	4-2	1946	Toronto	L	7-11
1995	Vancouver	W	3-1	1945	@Toronto	W	4-3
1994	NY Islanders	L	1-3	1940	@Chicago	L	1-3
1992	@San Jose	W	5-4	1938	Toronto	L	2-7
1990	@St. Louis	W	4-3	1932	Montreal	W	6-2
1987	Boston	W	3-1	1931	@Boston	L	2-4
1984	Minnesota	L	3-4	1927	NY Rangers	L	2-0
1981	Quebec	L	3-4				
1979	@St. Louis	W	3-1				
1977	@Los Angeles	L	2-3				
1970	Los Angeles	W	3-2				

OVERALL RECORD: 19-13-1-1

*forfeited to Detroit at the end of the first period

EASTER

2015	Washington	L	1-2	1970	Boston	T	2-2
2014	@Boston	L	1-4	1967	Chicago	W	4-2
2013	Chicago	L	1-7	1966	@Chicago	W	7-0*
2010	@Philadelphia	L	3-4	1964	@Chicago	W	5-4*
2009	@Chicago	L	0-3	1963	Toronto	W	3-2*
2004	@Nashville	L	1-3	1955	Montreal	W	5-1*
2001	@Los Angeles	L	1-2*	1953	@Boston	L	2-4*
1999	@Dallas	W	3-0	1952	Montreal	W	3-0*
1996	@Chicago	W	4-1	1951	Montreal	W	5-0
1995	@St. Louis	L	5-6	1950	Toronto	W	1-0*
1994	St. Louis	T	3-3	1948	@NY Rangers	L	2-3*
1991	@Chicago	L	1-5	1945	@Boston	L	3-5*
1985	@St. Louis	L	5-6	1940	NY Rangers	W	3-1*
1983	Winnipeg	L	3-8	1932	Montreal Maroons	T	1-1*
1980	@Hartford	L	3-5				
1978	@Washington	W	4-1				
1975	@Washington	W	8-5				
1972	@Chicago	L	1-6				

OVERALL RECORD: 13-16-3-0

*Denotes Playoff game



ALL-TIME COACHING RECORDS

COACH	YEARS	GAMES	WINS	LOSSES	TIES	OT/SO LOSSES
Art Duncan	1926-27	33	10	21	2	--
Duke Keats	1926-27	11	2	7	2	--
Jack Adams	1927-47	964	413	390	161	--
Tommy Ivan	1947-54	470	262	118	90	--
Jimmy Skinner	1954-58	247	123	78	46	--
Sid Abel	1957-68; 69-70	811	340	339	132	--
Bill Gadsby	1968-70	78	35	31	12	--
Ned Harkness	1970-71	38	12	22	4	--
Doug Barkley	1970-72; 75-76	77	20	46	11	--
Johnny Wilson	1971-73	145	67	56	22	--
Ted Garvin	1973-74	11	2	8	1	--
Alex Delvecchio	1973-75; 75-76	155	53	81	21	--
Billy Dea	1975-77; 81-82	100	32	57	11	--
Larry Wilson	1976-77	36	3	29	4	--
Bobby Kromm	1977-80	231	79	111	41	--
Marcel Pronovost	1979-80	9	2	7	0	--
Ted Lindsay	1980-81	20	3	14	3	--
Wayne Maxner	1980-82	129	34	68	27	--
Nick Polano	1982-85	240	79	127	34	--
Harry Neale	1985-86	35	8	23	4	--
Brad Park	1985-86	45	9	34	2	--
Jacques Demers	1986-90	320	137	136	47	--
Bryan Murray	1990-93	244	124	91	29	--
Scotty Bowman	1993-02	701	410	195	88	10
Dave Lewis	2002-04	164	96	41	21	6
Mike Babcock	2005-15	786	458	273	--	105
Jeff Blashill	2015-present	--	--	--	--	--
FRANCHISE TOTALS		6106	2817	2353	815	121

COACHING NOTES

1926-27: Duncan (first 33 games) and Keats (final 11 games); Duncan remained general manager/player...**1957-58:** Skinner (first 38 games) and Abel (final 32 games)...**1969-70:** Gadsby (first 2 games) and Abel (final 74 games)...**1970-71:** Harkness (first 38 games) and Barkley (final 40 games)...**1971-72:** Barkley (first 11 games) and J. Wilson (final 67 games)...**1973-74:** Garvin (first 11 games) and Delvecchio (final 67 games)...**1975-76:** Barkley (first 26 games), Delvecchio (9 games) and Dea (45 games) -- Delvecchio was the official head coach, but Dea worked behind the bench until L. Wilson was hired...**1976-77:** Dea (first 44 games) and L. Wilson (final 36 games)...**1979-80:** Kromm (first 71 games) and Pronovost (final 9 games) -- Lindsay was the official head coach, but Pronovost finished the season behind the bench...**1980-81:** Lindsay (first 20 games) and Maxner (final 60 games)...**1981-82:** Maxner (first 69 games) and Dea (final 11 games)...**1985-86:** Neale (first 35 games) and Park (final 45 games)...**1998-99:** Associate coaches Dave Lewis and Barry Smith shared head coaching duties for the first five games (4-1-0) while Bowman recovered from surgery.



ALL-TIME GENERAL MANAGERS & CAPTAINS

RED WINGS-ALL TIME GENERAL MANAGERS

ART DUNCAN, 1926-27

JACK ADAMS, 1927-28 through 1962-63

SID ABEL, 1963-64 to 1970-71 (First 38 games)

NED HARKNESS, 1970-71 (Final 40 games) through 1973-74

ALEX DELVECCHIO, 1974-75 to 1976-77 (First 70 games)

TED LINDSAY, 1976-77 (Final 10 games) through 1979-80

JIMMY SKINNER, 1980-81 through 1981-82

JIM DEVELLANO, 1982-83 to 1989-90

BRYAN MURRAY, 1990-91 to 1993-94

JIM DEVELLANO, 1994-95 to 1996-97 (Senior Vice-President/Hockey Operations)

KEN HOLLAND, 1997-98 to present

RED WINGS-ALL TIME TEAM CAPTAINS

1926-27	Art Duncan	1958-62	Gordie Howe (four seasons)
1927-30	Reg Noble (three seasons)	1962-73	Alex Delvecchio (11 seasons)
1930-31	George Hay	1973-74	Alex Delvecchio, Nick Libbett, Red Berenson, Gary Bergman, Ted Harris, Mickey Redmond, Larry Johnston
1931-32	Carson Cooper	1974-75	Marcel Dionne
1932-33	Larry Aurie	1975-76	Danny Grant, Terry Harper
1933-34	Herbie Lewis	1976-77	Danny Grant, Dennis Polonich
1934-35	Ebbie Goodfellow	1977-78	Dan Maloney, Dennis Hextall
1935-38	Doug Young (three seasons)	1978-79	Dennis Hextall, Nick Libett, Paul Woods
1938-41	Ebbie Goodfellow (three seasons)	1979-80	Dale McCourt
1941-42	Ebbie Goodfellow, Syd Howe	1980-81	Errol Thompson, Reed Larson
1942-43	Sid Abel (six seasons)	1981-82	Reed Larson
1943-44	Mud Bruneteau, Bill Hollett	1982-86	Danny Gare (four seasons)
1944-45	Bill Hollett	1986-2006	Steve Yzerman (19 seasons)
1945-46	Bill Hollet, Sid Abel	2006-12	Nicklas Lidstrom (six seasons)
1946-52	Sid Abel	2012-15	HENRIK ZETTERBERG (THREE SEASONS)
1952-56	Ted Lindsay (four seasons)		
1956-58	Red Kelly (two seasons)		



DETROIT RED WINGS TEAM RECORDS

RED WINGS TEAM RECORDS - SEASON

- MOST POINTS – 131 – 1995-96
FEWEST POINTS – 28 – 1926-27
MOST WINS – 62 – 1995-96
FEWEST WINS – 12 – 1926-27, 37-38
MOST DEFEATS – 57 – 1985-86
FEWEST DEFEATS – 11 – 1995
MOST TIES – 18 – 1952-53, 80-81, 96-97
FEWEST TIES – 4 – 1926-27, 66-67, 95
MOST WINS, HOME – 36 – 1995-96
MOST DEFEATS, HOME – 26 – 1985-86
MOST TIES, HOME – 10 – 1952-53
MOST WINS, ROAD – 31 – 2005-06
MOST DEFEATS, ROAD – 33 – 1976-77
MOST GOALS FOR – 369 – 1992-93
MOST GOALS AGAINST – 415 – 1985-86
FEWEST GOALS FOR – 72 – 1928-29
FEWEST GOALS AGAINST – 63 – 1928-29
MOST POWER-PLAY GOALS FOR – 113 – 1992-93
MOST POWER-PLAY GOALS AGAINST – 111 – 1985-86
MOST SHORTHANDED GOALS FOR – 22 – 1993-94
MOST SHORTHANDED GOALS AGAINST – 15 – 1984-85
MOST PENALTY MINUTES – 2393 – 1985-86
MOST SHUTOUTS – 13 – 1953-54
FEWEST SHUTOUTS – 0 – 1980-81, 81-82, 84-85
LONGEST UNBEATEN STREAK – 15 games (8 wins, 7 ties) – Nov. 27-Dec. 28, 1952
LONGEST WINNING STREAK – 9 games (seven times) – Mar. 3-21, 1951;
Feb. 27-Mar. 20, 1955; Dec. 12-31, 1995; Mar. 3-22, 1996; Oct. 13-Nov. 1, 2005; Oct.
25-Nov. 14, 2006; Oct. 18, 2007-Nov. 9, 2007
LONGEST UNBEATEN STREAK, HOME – 23 games (Nov. 5, 2011 – Feb. 19, 2012)
LONGEST WINNING STREAK, HOME – 23 games (Nov. 5, 2011 – Feb. 19, 2012)
LONGEST UNBEATEN STREAK, ROAD – 15 games (10 wins, 5 ties) –
Oct. 18-Dec. 20, 1951
LONGEST WINNING STREAK, ROAD – 12 games –
Mar. 1-Apr. 15, 2006
LONGEST UNBEATEN STREAK, START OF SEASON – 10 games (8 wins, 2 ties) – Oct. 11-Nov.
4, 1962
LONGEST WINNING STREAK, START OF SEASON – 6 games – Oct. 7-22, 1972
LONGEST HOME UNBEATEN STREAK, START OF SEASON – 17 games
(13 wins, 4 ties) – Oct. 11-Dec. 25, 1956
LONGEST HOME WINNING STREAK,
START OF SEASON – 7 games – Oct. 6-Nov. 6, 2005
LONGEST ROAD UNBEATEN STREAK, START OF SEASON – 15 games
(11 wins, 4 ties) – Oct. 18-Dec. 20, 1951
LONGEST ROAD WINNING STREAK,
START OF SEASON – 5 games – Oct. 11-27, 2008
LONGEST WINLESS STREAK – 19 games (18 losses, 1 tie) – Feb. 26-Apr. 3, 1977
LONGEST LOSING STREAK – 14 games – Feb. 24-Mar. 25, 1982
LONGEST WINLESS STREAK, HOME – 10 games (9 losses, 1 tie) –
Dec. 11, 1985-Jan. 18, 1986
LONGEST LOSING STREAK, HOME – 7 games – Feb. 20-Mar. 25, 1982
LONGEST WINLESS STREAK, ROAD – 26 games (23 losses, 3 ties) –
Dec. 15, 1976-Apr. 3, 1977



DETROIT RED WINGS TEAM RECORDS

LONGEST LOSING STREAK, ROAD – 14 games – Oct. 19-Dec. 21, 1966
LONGEST WINLESS STREAK, START OF SEASON – 10 games (7 losses, 3 ties) – Oct. 8-26, 1975
LONGEST LOSING STREAK, START OF SEASON – 5 games – Oct. 10-18, 1980
LONGEST HOME WINLESS STREAK, START OF SEASON – 5 games (twice) – Oct. 8-25, 1975 (2 losses, 3 ties); Oct. 10-23, 1985 (1 loss, 4 ties)
LONGEST HOME LOSING STREAK, START OF SEASON – 3 games (four times) – Nov. 14-26, 1929; Nov. 6-13, 1938; Oct. 10-17, 1957; Oct. 6-20, 1982
LONGEST ROAD WINLESS STREAK, START OF SEASON – 19 games (18 losses, 1 tie) – Oct. 19, 1966-Jan. 14, 1967
LONGEST ROAD LOSING STREAK, START OF SEASON – 14 games – Oct. 19-Dec. 21, 1966
MOST PLAYERS – 45 1990-91

RED WINGS TEAM RECORDS - GAME

MOST GOALS FOR – 15 vs. N.Y. Rangers at Detroit, Jan. 23, 1944; Detroit 15, Rangers 0
MOST GOALS AGAINST – 13 by Toronto at Toronto, Jan. 2, 1971; Toronto 13, Detroit 0
MOST POINTS – 37 vs. N.Y. Rangers at Detroit, Jan. 23, 1944
MOST GOALS, ONE PERIOD – 8 vs. N.Y. Rangers at Detroit, Jan. 23, 1944
MOST POINTS, ONE PERIOD – 22 vs. N.Y. Rangers at Detroit, Jan. 23, 1944
FASTEST GOAL, START OF GAME – 6 seconds – Jan. 28, 1973 at Montreal (Henry Boucha)
FASTEST TWO GOALS, START OF GAME – 37 seconds apart – Dec. 4, 1987 vs. Chicago (Tim Higgins, Steve Yzerman)
FASTEST TWO GOALS – 5 seconds apart – March 20, 2010 at Vancouver (Todd Bertuzzi and PAVEL DATSYUK); Nov. 24, 2007 vs. Columbus (Tomas Holmstrom and PAVEL DATSYUK)
FASTEST THREE GOALS – 28 seconds apart – Nov. 15, 1944 vs. Toronto (Hal Jackson, Steve Wocho, Don Grosso)
FASTEST FOUR GOALS – 1:55 apart – Dec. 28, 1999 at Buffalo (Igor Larionov, Nicklas Lidstrom, Aaron Ward, Pat Verbeek)
FASTEST FIVE GOALS – 4:54 apart – Nov. 25, 1987 vs. Winnipeg (Gerard Gallant, Adam Oates, Mel Bridgman, Jeff Sharples, Brent Ashton)
MOST POWER-PLAY GOALS – 6 vs N.Y. Rangers, Nov. 5, 1942; Detroit 12, Rangers 5
MOST POWER-PLAY GOALS, ONE PERIOD – 4 vs. N.Y. Rangers, Nov. 5, 1942; Detroit 12, Rangers 5
MOST POWER-PLAY GOALS AGAINST – 6 – at San Jose, Jan. 4, 2007
MOST POWER-PLAY GOALS AGAINST, ONE PERIOD – 3 (several times) – Last time at Vancouver, Jan. 19, 2000, Detroit 3, Vancouver 3
MOST SHORTHANDED GOALS – 3 (four times) – vs. Minnesota, Jan. 9, 1990 (Shawn Burr 2, Steve Yzerman), Detroit 9, Minnesota 0; vs. Minnesota, Apr. 14, 1992 (Steve Yzerman 2, Sergei Fedorov), Detroit 7, Minnesota 4; vs. Philadelphia, Feb. 11, 1994 (Sergei Fedorov, Vyacheslav Kozlov, Steve Yzerman) Detroit 6, Philadelphia 3; vs. Colorado, Mar. 22, 1996 (Steve Yzerman, Keith Primeau, Vlacheslav Fetisov)
MOST SHORTHANDED GOALS, ONE PERIOD – 2 (several times) – Last two times vs. Colorado, Dec. 17, 1999 (Brendan Shanahan, Doug Brown), Detroit 5, Colorado 2; Mar. 22, 1996 (Keith Primeau, Viacheslav Fetisov), Detroit 7, Colorado 0
MOST SHORTHANDED GOALS AGAINST – 2 (several times) – Last time vs. Phoenix, Jan. 24, 2004, Detroit 2, Phoenix 5
MOST SHORTHANDED GOALS AGAINST, ONE PERIOD – 2 (several times) – Last time vs. NY Rangers, Feb. 9, 1992, Detroit 5, NY Rangers 5

ACTIVE PLAYERS IN CAPITALS



DETROIT RED WINGS INDIVIDUAL RECORDS

RED WINGS INDIVIDUAL RECORDS - CAREER

MOST GAMES – 1687 – Gordie Howe (25 seasons)
MOST GAMES BY GOALIE – 734 – Terry Sawchuk
MOST CONSECUTIVE GAMES – 548 – Alex Delvecchio
MOST GOALS – 786 – Gordie Howe (25 seasons)
MOST ASSISTS – 1063 – Steve Yzerman (22 seasons)
MOST POINTS – 1809 – Gordie Howe (25 seasons)
MOST PENALTY MINUTES – 2090 – Bob Probert
MOST SHUTOUTS – 85 – Terry Sawchuk
MOST POWER-PLAY GOALS – 211 – Gordie Howe
MOST GOALS BY A DEFENSEMAN – 264 – Nicklas Lidstrom
MOST POWER-PLAY GOALS BY DEFENSEMAN – 127 – Nicklas Lidstrom
MOST SEASONS LEADING TEAM IN POWER-PLAY GOALS – 13 – Gordie Howe
MOST SHORTHANDED GOALS – 50 – Steve Yzerman
MOST 3-GOAL OR MORE GAMES – 18 – Gordie Howe, Steve Yzerman
MOST WINNING GOALS – 121 – Gordie Howe
MOST SEASONS LEADING TEAM IN WINNING GOALS – 12 – Gordie Howe
MOST ASSISTS BY GOALIE – 15 – Tim Cheveldae, Chris Osgood & Greg Stefan

RED WINGS INDIVIDUAL RECORDS - SEASON

MOST GOALS – 65 – Steve Yzerman (1988-89)
MOST ASSISTS – 90 – Steve Yzerman (1988-89)
MOST POINTS – 155 – Steve Yzerman (1988-89)
MOST GOALS BY LINE – 140 (1988-89) (Steve Yzerman, 65; Gerard Gallant, 39; Paul MacLean, 36)
MOST POINTS BY LINE – 319 (1988-89) (Steve Yzerman, 155; Gerard Gallant, 93; Paul MacLean, 71)
MOST GOALS BY CENTER – 65 – Steve Yzerman (1988-89)
MOST GOALS BY RIGHT WING – 52 – Mickey Redmond (1972-73); Ray Sheppard (1993-94)
MOST GOALS BY LEFT WING – 55 – John Ogradnick (1984-85)
MOST GOALS BY DEFENSEMAN – 27 – Reed Larson (1980-81)
MOST GOALS BY ROOKIE – 39 – Steve Yzerman (1983-84)
MOST GOALS BY ROOKIE DEFENSEMAN – 19 – Reed Larson (1977-78)
MOST ASSISTS BY CENTER – 90 – Steve Yzerman (1988-89)
MOST ASSISTS BY RIGHT WING – 59 – Gordie Howe (1968-69)
MOST ASSISTS BY LEFT WING – 55 – Ted Lindsay (1949-50, 56-57)
MOST ASSISTS BY DEFENSEMAN – 64 – Nicklas Lidstrom (2005-06)
MOST ASSISTS BY GOALTENDER – 5 – Tim Cheveldae (1990-91)
MOST ASSISTS BY ROOKIE – 49 – Marcel Dionne (1971-72); Nicklas Lidstrom (1991-92)
MOST ASSISTS BY ROOKIE DEFENSEMAN – 49 – Nicklas Lidstrom (1991-92)
MOST POINTS BY CENTER – 155 – Steve Yzerman (1988-89)
MOST POINTS BY RIGHT WING – 103 – Gordie Howe (1968-69)
MOST POINTS BY LEFT WING – 105 – John Ogradnick (1984-85)
MOST POINTS BY DEFENSEMAN – 80 – Nicklas Lidstrom (2005-06)
MOST POINTS BY ROOKIE – 87 – Steve Yzerman (1983-84)
MOST POINTS BY ROOKIE DEFENSEMAN – 60 – Reed Larson (1977-78); Nicklas Lidstrom (1991-92)
MOST POWER-PLAY GOALS – 21 – Mickey Redmond (1973-74); Dino Ciccarelli (1992-93)
MOST POWER-PLAY GOALS BY DEFENSEMAN – 11 – Reed Larson (1985-86); Mathieu Schneider (2005-06)
MOST POWER-PLAY GOALS BY ROOKIE – 13 – Steve Yzerman (1983-84)
MOST SHORTHANDED GOALS – 10 – Marcel Dionne (1974-75)
MOST WINNING GOALS – 11 – Sergei Fedorov (1995-96 & 2002-03)
MOST WINNING GOALS BY DEFENSEMAN – 5 – Red Kelly (1949-50); Reed Larson (1983-84)
MOST WINNING GOALS BY ROOKIE – 6 – Alex Delvecchio (1951-52)
LONGEST GOAL STREAK – 9 games – Steve Yzerman (12 goals, Nov. 18-Dec. 5, 1988; 14 goals, Jan. 29-Feb. 12, 1992)
LONGEST GOAL STREAK, START OF SEASON – 6 games – Steve Yzerman (6 goals, Oct. 6-18, 1988)
LONGEST POINT STREAK – 28 games – Steve Yzerman (29 goals, 36 assists, 65 points, Nov. 1-Jan. 4, 1988-89)
LONGEST POINT STREAK, START OF SEASON – 17 games – HENRIK ZETTERBERG (13 goals, 14 assists, 27 points, Oct. 3-Nov. 11, 2007)

ACTIVE PLAYERS IN CAPITALS



DETROIT RED WINGS INDIVIDUAL RECORDS

MOST SHOTS ON GOAL – 388 – Steve Yzerman (1988-89)
MOST PENALTY MINUTES – 398 – Bob Probert (1987-88)
MOST GAMES BY GOALIE – 72 – Tim Cheveldae (1991-92)
MOST MINUTES PLAYED BY GOALIE – 4236 – Tim Cheveldae (1991-92)
MOST WINS BY GOALIE – 44 – Terry Sawchuk (1950-51, 51-52)
LONGEST WINNING STREAK BY GOALIE – 13 – Chris Osgood (Jan. 30-Mar. 20, 1996)
LONGEST UNBEATEN STREAK BY GOALIE – 21 – Chris Osgood (19 wins, 2 ties, Jan. 10-Mar. 27, 1996)
BEST GOALS-AGAINST AVERAGE BY GOALIE – 1.43 – Dolly Dolson (1928-29)
MOST SHUTOUTS BY GOALIE – 12 – Terry Sawchuk (1951-52, 53-54, 54-55); Glenn Hall (1955-56)
MOST CONSECUTIVE SHUTOUTS BY GOALIE – 3
– Terry Sawchuk (1954 – 1-0 Nov. 7 vs. N.Y. Rangers, 1-0 Nov. 11 vs. Toronto, 1-0 Nov. 13 at Toronto);
– Glenn Hall (1955 – 2-0 Dec. 11 vs. N.Y. Rangers, 4-0 Dec. 15 vs. Toronto, 2-0 Dec. 18 vs. Montreal);
– Jim Rutherford (1975-76 – 4-0 Dec. 31 vs. Washington, 1-0 Jan. 3 at Toronto, 5-0 Jan. 8 vs. Minnesota)
MOST GAMES BY ROOKIE GOALIE – 70 – Terry Sawchuk (1950-51); Glenn Hall (1955-56); Roger Crozier (1964-75)
MOST VICTORIES BY ROOKIE GOALIE – 44 – Terry Sawchuk (1950-51)
MOST MINUTES PLAYED BY ROOKIE GOALIE – 4200 – Terry Sawchuk (1950-51); Glenn Hall (1955-56)
BEST GOALS-AGAINST AVERAGE BY ROOKIE GOALIE – 1.43 – Dolly Dolson (1928-29)
MOST SHUTOUTS BY ROOKIE GOALIE – 11 – Terry Sawchuk (1950-51)

RED WINGS INDIVIDUAL RECORDS - GAME

MOST GOALS – 6 – Syd Howe (Feb. 3, 1944; Detroit 12, N.Y. Rangers 2 at Detroit)
MOST ASSISTS – #7 – Billy Taylor (Mar. 16, 1947; Detroit 10, Chicago 6 at Chicago)
MOST POINTS – 7 – Carl Liscombe (3 goals, 4 assists) vs. N.Y. Rangers at Detroit, Nov. 5, 1942, Detroit 12, N.Y. 5:
– Don Grosso (1 goal, 6 assists) vs. N.Y. Rangers at Detroit, Feb. 3, 1944, Detroit 12, N.Y. 2;
– Billy Taylor (7 assists) at Chicago, March 16, 1947, Detroit 10, Chicago 6.
MOST GOALS, ONE PERIOD – 3 (Several Players)
MOST POWER-PLAY GOALS – 3 – Ted Lindsay (vs. Montreal, Mar. 20, 1955, Detroit 6, Montreal 0);
– Jimmy Carson (vs. Toronto, Dec. 27, 1989, Detroit 7, Toronto 7);
– Tomas Holmstrom (at Nashville, Feb. 24, 2007);
– HENRIK ZETTERBERG (at Phoenix, Feb. 17, 2007)
MOST POWER-PLAY GOALS, ONE PERIOD – 3 – Jimmy Carson (Dec. 27, 1989; Detroit 7, Toronto 7)
MOST SHORTHANDED GOALS – 2 – Shawn Burr (Jan. 9, 1990; Detroit 9, Minnesota 0);
– Steve Yzerman (Apr. 14, 1992; Detroit 7, Minnesota 4);
– Yzerman (Apr. 8, 1993; Detroit 9, Tampa Bay 1)
MOST SHORTHANDED GOALS, ONE PERIOD – 2 – Shawn Burr (Jan. 9, 1990; Detroit 9, Minnesota 0)
MOST ASSISTS, ONE PERIOD – 4 – Joe Carveth (Jan. 23, 1944; Detroit 15, N.Y. Rangers 0)
MOST POINTS, ONE PERIOD – 4 – HENRIK ZETTERBERG (Nov. 14, 2009; Detroit 7, Anaheim 4);
– Joe Carveth (Jan. 23, 1944; Detroit 15, New York Rangers 0)
– Mickey Redmond (Oct. 21, 1973; Detroit 11, California 2);
– John Ogronick (Dec. 4, 1984; Detroit 7, Toronto 6);
– Steve Yzerman (Nov. 17, 1990; Detroit 8, Toronto 4);
– Sergei Fedorov (Jan. 21, 1992; Detroit 7, Philadelphia 3)
– Doug Brown (Dec. 19, 1997; Detroit 5, New Jersey 4)
MOST PIM ONE GAME – 42 – Joe Kocur (Nov. 2, 1985; Detroit 5, St. Louis 5)
MOST PIM ONE PERIOD – 37 – Joe Kocur (Nov. 2, 1985; Detroit 5, St. Louis 5 Second Period)
MOST PENALTIES ONE GAME – 8 – Dennis Polonich (Mar. 24, 1976; Detroit 7, Washington 3)
– Bob Probert (Dec. 23, 1987; Buffalo 5, Detroit 2)
MOST PENALTIES ONE PERIOD – 6 – Joe Kocur (Nov. 2, 1985; Detroit 5, St. Louis 5 Second Period)

#-Shares NHL record

ACTIVE PLAYERS IN CAPITALS



DETROIT RED WINGS SCORING LEADERS

INDIVIDUAL RECORDS - MINIMUM 100 POINTS

RANK	PLAYER	YEARS	GP	G	A	PTS
1.	Gordie Howe	25	1687	786	1023	1809
2.	Steve Yzerman	22	1514	692	1063	1755
3.	Alex Delvecchio	24	1549	456	825	1281
4.	Nicklas Lidstrom	20	1564	264	878	1142
5.	Sergei Fedorov	13	908	400	554	954
6.	PAVEL DATSYUK	13	887	298	571	869
7.	HENRIK ZETTERBERG	12	836	296	490	786
8.	Norm Ullman	13	875	324	434	758
9.	Ted Lindsay	14	862	335	393	728
10.	Brendan Shanahan	9	716	309	324	633
11.	Reed Larson	10	708	188	382	570
12.	John Ogradnick	9	558	265	281	546
13.	Tomas Holmstrom	15	1026	243	287	530
14.	Red Kelly	13	846	162	310	472
15.	Nick Libett	12	861	217	250	467
	Gerard Gallant	9	563	207	260	467
17.	Sid Abel	12	570	184	279	463
18.	Syd Howe	12	513	188	247	435
19.	Vyacheslav Kozlov	10	607	202	213	415
20.	Igor Larionov	8	539	89	308	397
21.	JOHAN FRANZEN	10	600	187	182	369
22.	Marcel Dionne	4	309	139	227	366
23.	Shawn Burr	11	659	148	214	362
24.	Kris Draper	17	1137	158	203	361
25.	NIKLAS KRONWALL	11	674	71	268	339
26.	Dale McCourt	5	341	134	203	337
27.	Bruce MacGregor	11	673	151	184	335
28.	Ebbie Goodfellow	14	557	134	190	324
29.	Mickey Redmond	6	317	177	133	310
30.	Herbie Lewis	11	483	148	161	309
31.	Gary Bergman	11	706	60	243	303
32.	Marcel Pronovost	15	983	80	217	297
33.	Mud Bruneteau	11	411	139	138	277
	Carl Liscombe	9	373	137	140	277
35.	Larry Aurie	12	489	147	129	276
36.	DAN CLEARY	10	609	124	151	275
37.	Darren McCarty	13	659	120	155	275
38.	Steve Chiasson	8	471	67	200	267
39.	Ray Sheppard	5	274	152	113	265
40.	Bob Probert	9	474	114	145	259
41.	Walt McKechnie	5	321	89	167	256
42.	Marty Pavelich	10	634	93	159	252
43.	Valtteri Filppula	8	483	100	149	249
44.	Vaclav Nedomansky	5	364	108	139	247
45.	Dino Ciccarelli	4	254	107	133	240



DETROIT RED WINGS SCORING LEADERS

ACTIVE PLAYERS IN CAPITALS

RANK	PLAYER	YEARS	GP	G	A	PTS
46.	Paul Coffey	4	231	46	193	239
47.	Joe Carveth	8	325	104	132	236
48.	Martin Lapointe	10	552	108	122	230
	Keith Primeau	6	363	97	133	230
50.	Petr Klima	6	306	130	93	223
51.	Kirk Maltby	14	908	107	115	222
52.	Ron Duguay	3	227	90	127	217
53.	Parker MacDonald	7	361	94	122	216
54.	Floyd Smith	6	347	93	122	215
	Earl Dutch Reibel	5	306	74	141	215
56.	Jiri Hudler	5	409	87	127	214
	Metro Prystai	8	431	91	123	214
58.	Willie Huber	5	372	68	140	208
59.	Brett Hull	3	245	92	115	207
60.	Brian Rafalski	4	292	35	168	204
61.	Jimmy Carson	4	240	100	102	202
62.	Red Berenson	5	283	73	128	201
63.	Dave Barr	5	293	82	118	200
64.	Adam Oates	4	246	54	145	199
65.	Kelly Kisio	4	236	68	129	197
66.	Frank Mahovlich	4	198	108	88	196
	Paul Woods	7	501	72	124	196
68.	John Sorell	8	347	96	86	182
69.	Danny Gare	5	306	86	95	181
70.	Johnny Wilson	8	379	79	100	179
71.	Vladimir Konstantinov	6	446	47	128	175
72.	Larry Murphy	5	312	35	136	171
	Doug Brown	7	427	74	97	171
74.	Don Grosso	7	235	71	99	170
	Paul Ysebaert	3	210	84	86	170
76.	Mathieu Schneider	4	231	48	116	164
77.	Ivan Boldirev	3	183	67	95	162
78.	Mikael Samuelsson	5	282	67	93	160
	Mike Foligno	3	186	77	83	160
80.	Marty Barry	4	192	60	94	154
81.	Garry Unger	4	216	84	68	152
82.	Chris Chelios	9	550	21	131	152
83.	Mathieu Dandenault	9	616	48	101	149
	Dean Prentice	4	230	60	89	149
85.	Paul Henderson	6	269	67	79	146
86.	Bill Hogaboam	6	221	61	84	145
87.	Jim McFadden	4	253	64	78	142
88.	Dennis Polonich	8	390	59	82	141
89.	Guy Charron	5	265	61	78	139
90.	Dan Maloney	3	177	56	81	137

ACTIVE PLAYERS IN CAPITALS



DETROIT RED WINGS SCORING LEADERS

INDIVIDUAL RECORDS - MINIMUM 100 POINTS

RANK	PLAYER	YEARS	GP	G	A	PTS
91.	Vic Stasiuk	8	330	52	84	136
	DARREN HELM	8	366	59	77	136
93.	Todd Bertuzzi	5	249	52	82	134
	Errol Thompson	4	200	76	58	134
	Eddie Wares	6	216	50	84	134
96.	Joe Kocur	10	535	66	66	132
97.	JUSTIN ABDELKADER	8	398	61	71	132
	Lee Norwood	5	259	36	96	132
99.	Jason Williams	7	247	55	76	131
	Bill Collins	4	239	54	77	131
101.	Bill Quackenbush	7	313	40	89	129
	Greg Smith	5	352	24	105	129
103.	John Chabot	4	226	29	99	128
104.	Danny Grant	4	174	64	62	126
105.	Bill Lochead	5	296	65	60	125
106.	Yves Racine	4	231	22	102	124
107.	Glen Skov	6	301	62	61	123
	Andre St. Laurent	3	172	50	73	123
109.	Dennis Hextall	4	193	39	82	121
110.	Tim Ecclestone	4	191	40	80	120
111.	Robert Lang	3	159	40	79	119
112.	Carson Cooper	5	222	68	48	116
113.	GUSTAV NYQUIST	4	179	59	56	115
	Pete Stelmowski	4	170	51	63	114
115.	George Hay	6	204	60	52	112
	Bill Gadsby	5	323	18	94	112
117.	Michel Bergeron	4	174	64	46	110
	Dwight Foster	4	215	48	62	110
	Mark Osborne	2	160	45	65	110
120.	Jack Stewart	10	502	30	79	109
121.	Gerry Couture	7	265	61	46	107
122.	Dan Labraaten	3	198	52	54	106
123.	Mike Blaisdell	3	192	44	61	105
124.	Doug Barkley	4	247	24	80	104
125.	Darren Veitch	3	153	20	83	103
	TOMAS TATAR	4	182	53	50	103
	Bob Goldham	6	406	11	92	103
128.	Adam Brown	5	148	58	43	101
	Brad Park	2	147	18	83	101
130.	Tony Leswick	5	302	41	59	100
	Warren Godfrey	12	528	23	77	100

ACTIVE PLAYERS IN CAPITALS



RED WINGS ALL-TIME SEASON LEADERS

Season	GOALS		ASSISTS		POINTS			PENALTIES		
	Player	Total	Player	Total	Player	G	A	TP	Player	TPM
1926-27	Sheppard	13	Sheppard	8	Sheppard	13	8	21	Sheppard	60
1927-28	Hay	22	Hay	13	Hay	22	13	35	Traub	78
1928-29	Cooper	18	Cooper	9	Cooper	18	9	27	Connors	68
1929-30	Lewis	20	Cooper	18	Cooper	18	18	36	Rockburn	97
1930-31	Goodfellow	25	Goodfellow	23	Goodfellow	25	23	48	Rockburn	118*
1931-32	Goodfellow	14	Goodfellow	16	Goodfellow	14	16	30	Noble	72
1932-33	Lewis	20	Lewis	14	Lewis	20	14	34	Evans	74
1933-34	Sorrell	21	Aurie	19	Aurie	16	19	35	Emms	51
1934-35	S. Howe	22	Aurie	29	S. Howe	22	25	47	Goodfellow	44
1935-36	Barry	21	Lewis	23	Barry	21	19	40	Goodfellow	69
1936-37	Aurie	23*	Barry	27	Barry	17	27	44	Goodfellow	43
1937-38	Liscombe	14	Barry	20	Lewis	13	18	31	Barry	34
1938-39	S. Howe	16	Barry	28	Barry	13	28	41	Conacher	39
1939-40	S. Howe	14	S. Howe	23	S. Howe	14	23	37	Orlando	54
1940-41	S. Howe	20	S. Howe	24	S. Howe	20	24	44	Orlando	99*
1941-42	Grosso	23	Abel	31	Grosso	23	30	53	Orlando	111*
1942-43	Bruneteau	23	S. Howe	35	S. Howe	20	35	55	Orlando	99*
1943-44	Liscombe	36	Liscombe	37	Liscombe	36	37	73	Jackson	76
1944-45	Carveth	26	S. Howe	36	Carveth	26	28	54	Jackson	45
1945-46	Brown	20	Carveth	18	Carveth	17	18	35	Stewart	73*
			Armstrong	18						
1946-47	Conacher	30	Taylor	46*	Taylor	17	46	63	Stewart	83
1947-48	Lindsay	33*	Abel	30	Lindsay	33	19	52	Lindsay	95
1948-49	Abel	28*	Lindsay	28	Abel	28	26	54	Lindsay	97
					Lindsay	26	28	54		
1949-50	G. Howe	35	Lindsay	55*	Lindsay	23	55	78*	Lindsay	141
1950-51	G. Howe	43*	G. Howe	43*	G. Howe	43	43	86*	Lindsay	110
1951-52	G. Howe	47*	G. Howe/Lindsay	39*	G. Howe	47	39	86*	Lindsay	123
1952-53	G. Howe	49*	G. Howe	46*	G. Howe	49	46	95*	Lindsay	111
1953-54	G. Howe	33	G. Howe	48*	G. Howe	33	48	81*	Lindsay	112
1954-55	G. Howe	29	Reibel	41	Reibel	25	41	66	Leswick	137
1955-56	G. Howe	38	G. Howe	41	G. Howe	38	41	79	Lindsay	161
1956-57	G. Howe	44*	Lindsay	55*	G. Howe	44	45	89*	Lindsay	103
									Godfrey	103
1957-58	G. Howe	33	G. Howe	44	G. Howe	33	44	77	Kennedy	135
1958-59	G. Howe	32	G. Howe	46	G. Howe	32	46	78	Goegan	111
1959-60	G. Howe	28	G. Howe	45	G. Howe	28	45	73	Morrison	62
1960-61	Ullman	28	G. Howe	49	G. Howe	23	49	72	Young	108
1961-62	G. Howe	33	G. Howe	44	G. Howe	33	44	77	Gadsby	88
1962-63	G. Howe	38*	G. Howe	48	G. Howe	38	48	86*	Young	273*
1963-64	G. Howe	26	G. Howe	47	G. Howe	26	47	73	Barkley	115
1964-65	Ullman	42	G. Howe	47	Ullman	42	41	83	Lindsay	173
1965-66	Ullman	31	G. Howe	46	G. Howe	29	46	75	Watson	133
	Delvecchio	31								
1966-67	MacGregor	28	Ullman	44	Ullman	26	44	70	Bergman	129
1967-68	G. Howe	39	Delvecchio	48	G. Howe	39	43	82	Douglas	126
1968-69	F. Mahovlich	49	G. Howe	59	G. Howe	44	59	103	Baun	121
1969-70	Unger	42	Delvecchio	47	G. Howe	31	40	71	Bergman	122
1970-71	Webster	30	Webster	37	Webster	30	37	67	Bergman	149
1971-72	Redmond	42	Dionne	49	Dionne	28	49	77	Bergman	138



RED WINGS ALL-TIME SEASON LEADERS

Season	GOALS		ASSISTS		POINTS			PENALTIES		
	Player	Total	Player	Total	Player	G	A	TP	Player	TPM
1972-73	Redmond	52	Delvecchio	53	Redmond	52	41	93	Johnston	169
1973-74	Redmond	51	Dionne	54	Dionne	24	53	78	Johnston	139
1974-75	Grant	50	Dionne	74	Dionne	47	74	121	Watson	238
1975-76	Bergeron	32	McKechnie	56	McKechnie	26	56	82	Watson	322
1976-77	McKechnie	25	McKechnie	34	McKechnie	24	34	59	Polonich	274
1977-78	McCourt	33	Larson	41	McCourt	33	39	72	Polonich	254
1978-79	Nedomansky	38	Larson	49	Nedomansky	38	35	73	Polonich	208
1979-80	Foligno	36	McCourt	51	McCourt	30	51	81	Huber	164
1980-81	Ogrodnick	35	McCourt	56	McCourt	30	56	86	Korn	246
1981-82	Ogrodnick	28	Osborne	41	Osborne	26	41	67	Larson	112
1982-83	Ogrodnick	41	Larson	52	Ogrodnick	41	44	85	Gare	107
1983-84	Ogrodnick	42	Park	53	Yzerman	39	48	87	Paterson	148
1984-85	Ogrodnick	55	Yzerman	59	Ogrodnick	55	50	105	Gare	163
1985-86	Ogrodnick	38	Kisio	48	Shedden	34	37	71	Kocur	377*
1986-87	Ashton	40	Yzerman	59	Yzerman	31	59	90	Kocur	276
1987-88	Yzerman	50	Yzerman	52	Yzerman	50	52	102	Probert	398*
1988-89	Yzerman	65	Yzerman	90	Yzerman	65	90	155	Gallant	230
1989-90	Yzerman	62	Yzerman	65	Yzerman	62	65	127	Kocur	268
1990-91	Yzerman	51	Yzerman	57	Yzerman	51	57	108	Probert	315
1991-92	Yzerman	45	Yzerman	58	Yzerman	45	58	103	Probert	276
1992-93	Yzerman	58	Yzerman	79	Yzerman	58	79	137	Probert	292
1993-94	Fedorov	56	Fedorov	64	Fedorov	56	64	120	Probert	275
1995	Sheppard	30	Coffey	44	Coffey	14	44	58	Grimson	147
1995-96	Fedorov	39	Fedorov	68	Fedorov	39	68	107	Primeau	168
1996-97	Shanahan	47	Yzerman	63	Shanahan	47	41	88	Lapointe	167
1997-98	Shanahan	28	Yzerman	45	Yzerman	24	45	69	McCarty	157
1998-99	Shanahan	31	Larionov	49	Yzerman	29	45	74	Lapointe	141
1999-2000	Shanahan	41	Lidstrom	53	Yzerman	35	44	79	Lapointe	121
2000-2001	Fedorov	32	Lidstrom	56	Shanahan	31	45	76	Lapointe	127
2001-2002	Shanahan	37	Shanahan	38	Shanahan	37	38	75	Chelios	126
2002-2003	Hull	37	Fedorov	47	Fedorov	36	47	83	McCarty	138
2003-2004	Lang	30	Lang	49	Lang	30	49	79	Shanahan	117
	Datsyuk	30								
2004-2005	---	---	---	---	---	---	---	---	---	---
2005-2006	Shanahan	40	Lidstrom	64	Datsyuk	28	59	87	Chelios	108
2006-07	Zetterberg	33	Datsyuk	60	Datsyuk	27	60	87	Lang/Schneider	66
2007-08	Zetterberg	43	Datsyuk	66	Datsyuk	31	66	97	Downey	116
2008-09	Hossa	40	Datsyuk	65	Datsyuk	32	65	97	Lilja	66
2009-10	Datsyuk	27	Zetterberg	47	Datsyuk	27	43	70	Bertuzzi	80
					Zetterberg	23	47	70		
2010-11	Franzen	28	Zetterberg	56	Zetterberg	24	56	80	Ericsson	87
2011-12	Franzen	29	Datsyuk	48	Zetterberg	22	47	69	Bertuzzi	64
2012-13	Datsyuk	15	Zetterberg	37	Datsyuk	15	34	49	Tootoo	78
2013-14	Nyquist	28	Kronwall	41	Legwand	14	37	51	Quincey	88
2014-15	Tatar	29	Zetterberg	49	Zetterberg	17	49	66	Quincey	77

*League leader



DETROIT RED WINGS TOP SCORING SEASONS

GOALS

Total	Player	Season
65	Steve Yzerman	88-89
62	Steve Yzerman	89-90
58	Steve Yzerman	92-93
56	Sergei Fedorov	93-94
55	John Ogrodnick	84-85
52	Mickey Redmond	72-73
	Ray Sheppard	93-94
51	Mickey Redmond	73-74
	Steve Yzerman	90-91
50	Danny Grant	74-75
	Steve Yzerman	87-88
49	Gordie Howe	52-53
	Frank Mahovlich	68-69
47	Gordie Howe	51-52
	Marcel Dionne	74-75
47	Brendan Shanahan	96-97
45	Steve Yzerman	91-92
44	Gordie Howe (2)	56-57
		68-69
43	Gordie Howe	50-51
	HENRIK ZETTERBERG	07-08
42	Norm Ullman	64-65
	Garry Unger	69-70
	Mickey Redmond	71-72
	John Ogrodnick	83-84
41	John Ogrodnick	82-83
	Dino Ciccarelli	92-93
	Brendan Shanahan	99-00
40	Marcel Dionne	72-73
	Brendan Shanahan	05-06
	Marian Hossa	08-09
39	Gordie Howe	67-68
	Steve Yzerman	83-84
	Gerard Gallant	88-89
	Sergei Fedorov	95-96
	HENRIK ZETTERBERG	05-06
38	Gordie Howe (2)	55-56
		66-63
	Frank Mahovlich	69-70
	Vaclav Nedomansky	78-79
	Ron Duguay	84-85
	John Ogrodnick	85-86
	Gerard Gallant	86-87
37	Petr Klima	87-88
	Brendan Shanahan	01-02
	Brett Hull	02-03
36	Carl Liscombe	43-44
	Mike Foligno	79-80
	Paul MacLean	88-89
	Gerard Gallant	89-90
	Ray Sheppard	91-92
	Steve Yzerman	95-96
	Vyacheslav Kozlov	95-96
	Sergei Fedorov	02-03

35	Mud Bruneteau	43-44
	Gordie Howe	49-50
	Vaclav Nedomansky	79-80
	John Ogrodnick	80-81
	Ivan Boldirev	83-84
	Errol Thompson	79-80
	Paul Ysebaert	91-92
	Steve Yzerman	99-00
34	Gerard Gallant	87-88
	Jim Carson	91-92
	Paul Ysebaert	92-93
	Vyacheslav Kozlov	93-94
	JOHAN FRANZEN	08-09
33	Ted Lindsay	47-48
	Gordie Howe (3)	53-54
		57-58
		61-62
	HENRIK ZETTERBERG	06-07
	Parker MacDonald	62-63
	Dale McCourt	77-78
	Ron Duguay	83-84
32	Syd Howe	43-44
	Ted Lindsay	52-53
	Gordie Howe	58-59
	Michel Bergeron	75-76
	Petr Klima	85-86
	Sergei Fedorov (2)	91-92
		00-01
	Ray Sheppard	92-93
	PAVEL DATSYUK	08-09
31	Norm Ullman	65-66
	Alex Delvecchio	65-66
	Gordie Howe	69-70
	Nick Libett	71-72
	Andre St. Laurent	77-78
	Steve Yzerman	86-87
	Sergei Fedorov (2)	90-91
		01-02
	Keith Primeau	93-94
	Brendan Shanahan (2)	98-99
		00-01
	PAVEL DATSYUK	07-08
	HENRIK ZETTERBERG	08-09
30	Roy Conacher	46-47
	Ted Lindsay (2)	51-52
		56-57
	Norm Ullman	67-68
	Tom Webster	70-71
	Dale McCourt	79-80
	Dan Labraaten	79-80
	Dale McCourt	80-81
	Steve Yzerman	84-85
	Petr Klima	86-87
	Ray Sheppard	95-96
	Sergei Fedorov	96-97
	Brett Hull	01-02
	Brendan Shanahan	02-03

ACTIVE PLAYERS IN BOLD CAPITALS



DETROIT RED WINGS TOP SCORING SEASONS

Robert Lang	03-04
PAVEL DATSYUK	03-04
Tomas Holmstrom	06-07

ASSISTS

Total	Player	Season
90	Steve Yzerman	88-89
90	Steve Yzerman	88-89
79	Steve Yzerman	92-93
74	Marcel Dionne	74-75
68	Sergei Fedorov	95-96
66	PAVEL DATSYUK	07-08
65	Steve Yzerman	89-90
	PAVEL DATSYUK	08-09
64	Sergei Fedorov	93-94
	Nicklas Lidstrom	05-06
63	Steve Yzerman	96-97
	Paul Coffey	93-94
62	Adam Oates	88-89
60	Paul Coffey	95-96
	PAVEL DATSYUK	06-07
	Nicklas Lidstrom	07-08
59	Gordie Howe	68-69
	Steve Yzerman (3)	84-85
	86-87
	95-96
	PAVEL DATSYUK	05-06
58	Alex Delvecchio	68-69
	Steve Yzerman (2)	91-92
	93-94
57	Steve Yzerman	90-91
56	Walt McKechnie	75-76
	Dale McCourt	80-81
	Dino Ciccarelli	92-93
	Nicklas Lidstrom	00-01
	HENRIK ZETTERBERG	10-11
55	Ted Lindsay (2)	49-50
	56-57
54	Marcel Dionne	73-74
	Gerard Gallant	88-89
	Sergei Fedorov	91-92
53	Alex Delvecchio	72-73
	Brad Park	83-84
	Sergei Fedorov	92-93
	Nicklas Lidstrom	99-00
52	Reed Larson	82-83
	Steve Yzerman	87-88
51	Dale McCourt	79-80
	Ron Duguay	84-85
	Igor Larionov	95-96
50	Marcel Dionne	72-73
	John Ogradnick	84-85
	Steve Chiasson	92-93
	Nicklas Lidstrom (2)	95-96
	01-02
49	Gordie Howe	60-61
	Marcel Dionne	71-72
	Reed Larson	78-79

	Peter Mahovlich	79-80
	Nicklas Lidstrom (2)	91-92
	06-07
	Igor Larionov	98-99
	Robert Lang	03-04
	HENRIK ZETTERBERG	07-08
	14-15
	Brian Rafalski	08-09
48	Gordie Howe (2)	53-54
	62-63
	Alex Delvecchio	67-68
	Steve Yzerman	83-84
	Ivan Boldirev	83-84
	Kelly Kisio	85-86
	Sergei Fedorov	90-91
	PAVEL DATSYUK	11-12
47	Gordie Howe (2)	63-64
	64-65
	Alex Delvecchio	69-70
	Ron Duguay	83-84
	Alex Delvecchio	69-70
	Sergei Fedorov	02-03
	HENRIK ZETTERBERG	09-10
	HENRIK ZETTERBERG	11-12
46	Billy Taylor	46-47
	Gordie Howe (3)	52-53
	58-59
	65-66
	HENRIK ZETTERBERG	05-06
	Nicklas Lidstrom	93-94
	Nicklas Lidstrom	10-11
45	Gordie Howe (2)	56-57
	59-60
	Alex Delvecchio	71-72
	Reed Larson	84-85
	Brendan Shanahan	00-01
	Darren Veitch	86-87
	Steve Yzerman (2)	97-98
	98-99
	NIKLAS KRONWALL	08-09
44	Gordie Howe (2)	57-58
	61-62
	Alex Delvecchio	62-63
	Norm Ullman	66-67
	Reed Larson	79-80
	John Ogradnick	82-83
	John Chabot	87-88
	Gerard Gallant	89-90
	Paul Coffey	95
	Steve Yzerman	99-00
	Nicklas Lidstrom	02-03
	Brian Rafalski	10-11

ACTIVE PLAYERS IN BOLD CAPITALS



DETROIT RED WINGS TOP SCORING SEASONS

ASSISTS CONT.

Total	Player	Season	
43	Gordie Howe (2)	50-51 67-68	
	Alex Delvecchio (2)	52-53 61-62	
	Dale McCourt	78-79	
	Mickey Redmond	72-73	
	Red Berenson	71-72	
	Reed Larson	77-78	
	Mark Osborne	81-82	
	Kelly Kisio	84-85	
	Nicklas Lidstrom (2)	98-99 08-09	
	PAVEL DATSYUK	09-10	
	Valtteri Filppula	11-12	
	42	Norm Ullman	60-61
		Alex Delvecchio	64-65
Red Berenson		73-74	
Keith Primeau		93-94	
Igor Larionov		96-97	
41	Nicklas Lidstrom (2)	96-97 97-98	
	Larry Murphy	98-99	
	Robert Lang	05-06	
	Brian Rafalski	07-08	
	HENRIK ZETTERBERG	08-09	
	Dutch Reibel	54-55	
	Gordie Howe	55-56	
	Norm Ullman (2)	60-61 65-66	
	Ray Sheppard	93-94	
	Brendan Shanahan (2)	96-97 05-06	
Larry Murphy	97-98		
Mathieu Schneider	06-07		
NIKLAS KRONWALL	13-14		

POINTS

155	Steve Yzerman	88-89
137	Steve Yzerman	92-93
127	Steve Yzerman	89-90
120	Sergei Fedorov	93-94
121	Marcel Dionne	74-75
108	Steve Yzerman	90-91
107	Sergei Fedorov	95-96
105	John Ogradnick	84-85
103	Gordie Howe	68-69
	Steve Yzerman	91-92
102	Steve Yzerman	87-88
97	Dino Ciccarelli	92-93
	PAVEL DATSYUK (2)	07-08 08-09
95	Gordie Howe	52-53
	Steve Yzerman	95-96
93	Mickey Redmond	72-73

	Gerard Gallant	88-89
	Ray Sheppard	93-94
92	HENRIK ZETTERBERG	07-08
90	Marcel Dionne	72-73
	Steve Yzerman	86-87
89	Gordie Howe	56-57
	Ron Duguay	84-85
	Steve Yzerman	84-85
87	Steve Yzerman	83-84
	Sergei Fedorov	92-93
	Brendan Shanahan	96-97
	PAVEL DATSYUK (2)	05-06 06-07
86	Gordie Howe (3)	50-51 51-52 62-63
	Danny Grant	74-75
	Dale McCourt	80-81
	Sergei Fedorov	91-92
85	Ted Lindsay	56-57
	John Ogradnick	82-83
	Steve Yzerman	96-97
	HENRIK ZETTERBERG	05-06
83	Norm Ullman	64-65
	Alex Delvecchio	68-69
	Ivan Boldirev	83-84
	Sergei Fedorov	02-03
82	Gordie Howe	67-68
	Walt McKechnie	75-76
	Steve Yzerman	93-94
81	Gordie Howe	53-54
	Dale McCourt	79-80
	Brendan Shanahan	05-06
80	Ron Duguay	83-84
	Gerard Gallant	89-90
	Nicklas Lidstrom	05-06
	HENRIK ZETTERBERG	10-11
79	Gordie Howe	55-56
	Sergei Fedorov	90-91
	Steve Yzerman	99-00
	Robert Lang	03-04
78	Ted Lindsay	49-50
	Gordie Howe	58-59
	Frank Mahovlich	68-69
	Marcel Dionne	73-74
	John Ogradnick	83-84
	Adam Oates	88-89
	Brendan Shanahan	99-00
77	Gordie Howe (2)	57-58 61-62
	Marcel Dionne	71-72
	Mickey Redmond	73-74
	Paul Coffey	93-94
76	Gordie Howe	64-65

ACTIVE PLAYERS IN BOLD CAPITALS



DETROIT RED WINGS TOP SCORING SEASONS

	Brendan Shanahan.....	00-01
	Brett Hull.....	02-03
75	Gordie Howe.....	65-66
	Paul Ysebaert.....	91-92
	Brendan Shanahan.....	01-02
74	Vaclav Nedomansky.....	79-80
	Reed Larson.....	82-83
	Steve Yzerman.....	98-99
	Paul Coffey.....	95-96
73	Carl Liscombe.....	43-44
	Gordie Howe (2).....	59-60
	63-64
	Vaclav Nedomansky.....	78-79
	Gerard Gallant.....	87-88
	Vyacheslav Kozlov.....	93-94
	Keith Primeau.....	93-94
	Vyacheslav Kozlov.....	95-96
	Igor Larionov.....	95-96
	Nicklas Lidstrom.....	99-00
	HENRIK ZETTERBERG.....	08-09
72	Gordie Howe.....	60-61
	Norm Ullman.....	65-66
	Dale McCourt.....	77-78
	Gerard Gallant.....	86-87
71	Ted Lindsay.....	52-53
	Gordie Howe.....	69-70
	Mickey Redmond.....	71-72
	Alex Delvecchio.....	72-73
	Dale McCourt.....	78-79
	Mike Foligno.....	79-80
	Paul MacLean.....	88-89
	Nicklas Lidstrom.....	00-01
	Marian Hossa.....	08-09
70	Norm Ullman (2).....	60-61
	66-67
	Alex Delvecchio.....	67-68
	Frank Mahovlich.....	69-70
	Andre St. Laurent.....	77-78
	John Ogrodnick (2).....	80-81
	85-86
	Nicklas Lidstrom.....	07-08
	PAVEL DATSYUK.....	09-10
	HENRIK ZETTERBERG.....	09-10



RED WINGS ALL-TIME GOALTENDING RECORDS

GOALTENDERS' ALL-TIME RECORDS (BY WINS)

PLAYER.....	YRS	GP	WON	LOST	TIED	GA	SO	AVG
Terry Sawchuk.....	14	734	352	244	130	1782	85	2.46
Chris Osgood.....	14	565	317	149	46	1344	39	2.49
JIMMY HOWARD.....	9	338	175	99	0	790	20	2.42
Harry Lumley.....	7	324	163	105	56	890	26	2.75
Roger Crozier.....	7	313	131	121	41	853	20	2.93
Tim Cheveldae.....	6	264	128	93	30	851	9	3.39
Greg Stefan.....	9	299	115	127	30	1068	5	3.92
Dominik Hasek.....	4	176	114	39	10	368	20	2.13
Manny Legace.....	6	180	112	34	16	368	13	2.18
Jim Rutherford.....	10	314	97	165	43	1114	10	3.69
Roy Edwards.....	6	221	95	74	34	601	12	2.94
Norm Smith.....	7	178	76	71	31	417	17	2.26
Glenn Hall.....	4	148	74	45	29	314	17	2.12
John Mowers.....	4	152	65	61	26	399	15	2.56
Glen Hanlon.....	5	186	65	71	26	569	7	3.47
Mike Vernon.....	3	95	53	24	14	225	4	2.40
Curtis Joseph.....	2	92	50	29	9	216	7	2.46
John Ross Roach.....	3	90	41	34	14	201	15	2.20
Clarence Dolson.....	3	93	35	41	17	192	16	1.98
Hank Bassen.....	6	98	33	38	19	274	3	2.99
Cecil Thompson.....	2	85	32	41	12	225	7	2.65
Ty Conklin.....	2	55	30	17	0	138	7	2.71
Harry Holmes.....	2	85	30	45	10	179	17	1.98
Rogie Vachon.....	2	109	30	57	19	398	4	3.74
Corrado Micalef.....	5	113	26	59	15	409	2	4.23
Connie Dion.....	2	38	23	11	4	119	1	3.13
Eddie Giacomin.....	3	71	23	37	7	234	5	3.47
Jonas Gustavsson.....	3	41	21	12	0	100	2	2.66
Gilles Gilbert.....	3	95	21	48	16	365	0	4.18
PETR MRAZEK.....	3	40	19	14	0	80	5	2.23
Al Smith.....	1	43	18	20	4	135	4	3.24
Alex Connell.....	1	48	18	20	10	108	6	2.25
Vince Riendeau.....	3	32	17	8	2	89	0	3.28
Doug Grant.....	3	46	17	22	2	182	1	4.34
Wilf Cude.....	1	29	15	6	8	47	4	1.52
Ken Wregget.....	1	29	14	10	2	70	0	2.66
Joey MacDonald.....	3	37	14	15	0	87	1	2.62
Bill Beveridge.....	1	39	14	20	5	109	2	2.71
Kevin Hodson.....	4	35	13	7	4	64	4	2.37
Joe Daley.....	1	29	11	10	5	85	0	3.15
Bob Sauve.....	1	41	11	25	4	165	0	4.19
Norm Maracle.....	2	20	10	7	2	37	0	2.22
Ed Mio.....	3	49	10	20	5	205	1	5.00
Ron Low.....	1	32	9	12	9	102	1	3.37
Denis DeJordy.....	2	25	8	12	3	87	1	3.86
Jim Franks.....	2	18	7	8	3	72	1	4.00
George Gardner.....	3	24	7	7	3	69	0	3.59
Andy Brown.....	2	17	6	6	3	57	0	3.80
Larry Lozinski.....	1	30	6	11	7	105	0	4.32
Mark Laforest.....	2	33	6	22	0	126	1	4.71
Dennis Riggin.....	2	18	5	9	2	54	1	3.27
Bill McKenzie.....	2	26	5	13	6	101	1	4.15
Sam St. Laurent.....	4	30	5	11	4	79	0	3.76
Bob Essensa.....	1	13	4	7	2	34	1	2.62
Bill Ranford.....	1	4	3	0	1	8	0	1.96
Greg Millen.....	1	10	3	2	3	22	0	2.71
Don McLeod.....	1	14	3	7	0	60	0	5.16
Terry Richardson.....	4	19	3	10	0	75	0	5.39
Dave Gatherum.....	1	3	2	1	0	3	1	1.00
Bob Perreault.....	1	3	2	1	0	9	1	3.00
Harvey Teno.....	1	5	2	3	0	15	0	3.00

ACTIVE PLAYERS IN BOLD CAPITALS



RED WINGS ALL-TIME GOALTENDING RECORDS

GOALTENDERS' ALL-TIME RECORDS (BY WINS)

PLAYER	YRS	GP	WON	LOST	TIED	GA	SO	AVG
Marc Lamothe	1	2	1	0	1	3	0	1.44
TOM MCCOLLUM	2	3	1	0	0	4	0	3.00
Herb Stuart	1	3	1	2	0	5	0	1.67
Peter Ing	1	3	1	2	0	15	0	5.29
Gerry Gray	1	7	1	4	1	30	0	4.73
Lefty Wilson	1	1	0	0	0	0	0	0.00
Tom McGratton	1	1	0	0	0	1	0	7.50
Chris Pusey	1	1	0	0	0	3	0	4.50
Joe Turner	1	1	0	0	1	3	0	3.00
Abbie Cox	1	1	0	0	1	4	0	4.00
Claude Bourque	1	1	0	1	0	3	0	3.00
Alf Moore	1	1	0	1	0	3	0	3.00
Pat Rupp	1	1	0	1	0	4	0	4.00
Harrison Gray	1	1	0	1	0	5	0	7.50
Al Jensen	1	1	0	1	0	7	0	7.00
Scott King	2	2	0	0	0	3	0	2.95
Ralph Almas	2	2	0	1	1	8	0	4.00
Carl Wetzel	1	2	0	1	0	4	0	8.00
Dave Gagnon	1	2	0	1	0	6	0	10.29
Darren Eliot	1	3	0	0	1	9	0	5.57
Ken Holland	1	3	0	1	1	11	0	4.11
Gillies Boisvert	1	3	0	3	0	9	0	3.00
Alain Chevrier	1	3	0	3	0	11	0	6.11
Claude Legris	2	4	0	1	1	4	0	2.66
Pete McDuffe	1	4	0	3	1	22	0	5.50
Allan Bester	2	4	0	3	0	15	0	4.31

ACTIVE PLAYERS IN BOLD CAPITALS

GOALTENDING LEADERS REGULAR SEASON (MINIMUM 30 WINS)

SHUTOUTS

T. Sawchuk - 12	51-52, 53-54, 54-55
G. Hall - 12	55-56
H. Holmes - 11	27-28
T. Sawchuk - 11	50-51
J. R. Roach - 10	32-33
C. Dolson - 10	28-29
T. Sawchuk - 9	52-53
D. Hasek - 8	06-07
H. Lumley - 7	47-48, 49-50
R. Crozier - 7	65-66
M. Legace - 7	05-06
H. Holmes - 6	26-27
C. Dolson - 6	30-31
A. Connell - 6	31-32
N. Smith - 6	35-36, *36-37
H. Lumley - 6	48-49
R. Crozier - 6	64-65
R. Edwards - 6	*72-73
C. Osgood - 6	96-97, 97-98, 99-00
T. Conklin - 6	08-09
J. HOWARD - 6	11-12
J. HOWARD - 5	12-13
C. Osgood - 5	95-96
D. Hasek - 5	01-02, 07-08
C. Joseph - 5	02-03
G. Hanlon - 4	*87-88
T. Cheveldae - 4	92-93
C. Osgood - 4	07-08

C. Osgood - 3	98-99
M. Legace - 3	03-04
J. HOWARD - 3	09-10
P. MRAZEK - 3	14-15

WINS

T. Sawchuk - 44	50-51, 51-52
+D. Hasek - 41	01-02
T. Sawchuk - 40	54-55
R. Crozier - 40	64-65
+C. Osgood - 39	95-96
G. Hall - 38	56-57
T. Cheveldae - 38	91-92
D. Hasek - 38	06-07
J. HOWARD - 37	09-10
J. HOWARD - 37	10-11
M. Legace - 37	05-06
T. Sawchuk - 35	53-54
J. HOWARD - 35	11-12
H. Lumley - 34	48-49
C. Osgood - 34	98-99
C. Joseph - 34	02-03
H. Lumley - 33	49-50
C. Osgood - 33	97-98
T. Sawchuk - 32	52-53
H. Lumley - 30	47-48
G. Hall - 30	55-56
C. Osgood - 30	99-00
+ - Led NHL, * - Shared NHL lead	



SEASON-BY-SEASON GOALTENDING RECORDS

SEASON	GAMES	WINS	SHUTOUTS	G.A.A.
1926-27	Holmes 41	Holmes 11	Holmes 6	Holmes 2.23
1927-28	Dolson 44	Dolson 19	Dolson 11	Dolson 1.73
1928-29	Dolson 44	Dolson 19	Dolson 10	Dolson 1.37
1929-30	Beveridge 39	Beveridge 14	Beveridge 2	Beveridge 2.71
1930-31	Dolson 44	Dolson 16	Dolson 6	Dolson 2.29
1931-32	Connell 48	Connell 18	Connell 6	Connell 2.12
1932-33	Roach 48	Roach 25	Roach 10	Roach 1.88
1933-34	Cude 29	Cude 15	Cude 4	Cude 1.52
1934-35	Smith 25	Smith 12	Roach 4	Smith 2.01
1935-36	Smith 48	Smith 24	Smith 6	Smith 2.04
1936-37	Smith 48	Smith 25	Smith 6	Smith 2.05
1937-38	Smith 47	Smith 11	Smith 3	Smith 2.66
1938-39	Thompson 39	Thompson 16	Thompson 4	Thompson 2.53
1939-40	Thompson 46	Thompson 16	Thompson 3	Thompson 2.54
1940-41	Mowers 48	Mowers 21	Mowers 4	Mowers 2.01
1941-42	Mowers 47	Mowers 19	Mowers 5	Mowers 3.00
1942-43	Mowers 50	Mowers 25	Mowers 6	Mowers 2.47
1943-44	Dion 26	Dion 17	Dion/Franks 1	Dion 3.08
1944-45	Lumley 37	Lumley 24	Lumley 1	Lumley 3.22
1945-46	Lumley 50	Lumley 20	Lumley 2	Lumley 3.18
1946-47	Lumley 52	Lumley 22	Lumley 3	Lumley 3.06
1947-48	Lumley 60	Lumley 30	Lumley 7	Lumley 2.46
1948-49	Lumley 60	Lumley 34	Lumley 6	Lumley 2.42
1949-50	Lumley 63	Lumley 33	Lumley 7	Lumley 2.35
1950-51	Sawchuk 70	Sawchuk 44	Sawchuk 11	Sawchuk 1.99
1951-52	Sawchuk 70	Sawchuk 44	Sawchuk 12	Sawchuk 1.90
1952-53	Sawchuk 63	Sawchuk 32	Sawchuk 9	Sawchuk 1.90
1953-54	Sawchuk 67	Sawchuk 35	Sawchuk 12	Sawchuk 1.94
1954-55	Sawchuk 68	Sawchuk 40	Sawchuk 12	Sawchuk 1.96
1955-56	Hall 70	Hall 30	Hall 12	Hall 2.11
1956-57	Hall 70	Hall 38	Hall 4	Hall 2.24
1957-58	Sawchuk 70	Sawchuk 29	Sawchuk 3	Sawchuk 2.96
1958-59	Sawchuk 67	Sawchuk 23	Sawchuk 5	Sawchuk 3.12
1959-60	Sawchuk 58	Sawchuk 24	Sawchuk 5	Sawchuk 2.69
1960-61	Sawchuk 37	Bassen 13	Sawchuk 2	Bassen 2.89
1961-62	Sawchuk 43	Sawchuk 14	Sawchuk 5	Bassen 2.81
1962-63	Sawchuk 48	Sawchuk 23	Sawchuk 3	Sawchuk 2.48
1963-64	Sawchuk 53	Sawchuk 24	Sawchuk 5	Sawchuk 2.60
1964-65	Crozier 70	Crozier 40	Crozier 6	Crozier 2.42
1965-66	Crozier 64	Crozier 28	Crozier 7	Crozier 2.78
1966-67	Crozier 58	Crozier 22	Crozier 4	Crozier 3.35
1967-68	Edwards 42	Edwards 15	Crozier 1	Crozier 3.30
1968-69	Edwards 40	Edwards 18	Edwards 4	Edwards 2.54
1969-70	Edwards 47	Edwards 24	Edwards 2	Edwards 2.59
1970-71	Edwards 37	Edwards 11	Rutherford 1	Edwards 3.39
1971-72	Smith 43	Smith 18	Smith 4	Daley 3.15
1972-73	Edwards 52	Edwards 27	Edwards 6	Edwards 2.63



SEASON-BY-SEASON GOALTENDING RECORDS

SEASON	GAMES	WINS	SHUTOUTS	G.A.A.
1973-74	Grant 37	Grant 15	McKenzie/Grant 1	Rutherford 3.63
1974-75	Rutherford 59	Rutherford 20	Rutherford 2	Rutherford 3.74
1975-76	Rutherford 44	Rutherford 13	Rutherford 4	Giacomin 3.45
1976-77	Rutherford 48	Giacomin 8	Giacomin 3	Giacomin 3.58
1977-78	Rutherford 43	Rutherford 13	Rutherford/ Low 1	Rutherford 3.26
1978-79	Vachon 50	Rutherford 13	Rutherford 1	Rutherford 3.27
1979-80	Vachon 59	Vachon 20	Vachon 4	Vachon 3.61
1980-81	Gilbert 48	Gilbert 11		Gilbert 4.01
1981-82	Sauve 41	Sauve 11		Sauve 4.19
1982-83	Stefan 35	Micallef 11	Micallef 2	Micallef 3.62
1983-84	Stefan 50	Stefan 19	Stefan 2	Stefan 3.51
1984-85	Stefan 46	Stefan 21		Stefan 4.33
1985-86	Stefan 37	Stefan 10	Stefan/ Laforest 1	Stefan 4.50
1986-87	Stefan 43	Stefan 20	Hanlon/ Stefan 1	Hanlon 3.56
1987-88	Hanlon 47	Hanlon 22	Hanlon 4	Stefan 3.11
1988-89	Stefan 46	Stefan 21	Hanlon 1	Hanlon 3.56
1989-90	Hanlon 45	Hanlon 14	Hanlon 3	Cheveldae 3.79
1990-91	Cheveldae 65	Cheveldae 30	Cheveldae 2	Cheveldae 3.55
1991-92	Cheveldae 72	Cheveldae 38	Cheveldae 2	Cheveldae 3.20
1992-93	Cheveldae 67	Cheveldae 34	Cheveldae 4	Cheveldae 3.25
1993-94	Osgood 41	Osgood 23	Osgood 2	Osgood 2.86
1994-95	Vernon 31	Vernon 19	Osgood/ Vernon 1	Osgood 2.26
1995-96	Osgood 50	Osgood 39	Osgood 5	Osgood 2.17
1996-97	Osgood 47	Osgood 23	Osgood 6	Osgood 2.30
1997-98	Osgood 64	Osgood 33	Osgood 6	Osgood 2.21
1998-99	Osgood 63	Osgood 34	Osgood 3	Osgood 2.42
1999-00	Osgood 53	Osgood 30	Osgood 6	Osgood 2.40
2000-01	Osgood 52	Osgood 25	Legace 2	Legace 2.05
2001-02	Hasek 65	Hasek 41	Hasek 5	Hasek 2.17
2002-03	Joseph 61	Joseph 34	Joseph 5	Legace 2.18
2003-04	Legace 41	Legace 23	Legace 3	Legace 2.12
2004-05	---	---	---	---
2005-06	Legace 51	Legace 37	Legace 7	Legace 2.19
2006-07	Hasek 56	Hasek 38	Hasek 8	Hasek 2.05
2007-08	Osgood 43	Osgood/Hasek 27	Hasek 5	Osgood 2.09
2008-09	Osgood 46	Osgood 26	Conklin 6	Conklin 2.51
2009-10	Howard 63	Howard 37	Howard 3	Howard 2.26
2010-11	Howard 63	Howard 37	Howard 2	Howard 2.79
2011-12	Howard 57	Howard 35	Howard 6	Howard 2.13
2012-13	Howard 42	Howard 21	Howard 5	Howard 2.13
2013-14	Howard 51	Howard 21	Howard/Mrazek 2	Gustavsson 2.63
2014-15	Howard 53	Howard 23	Mrazek 3	Mrazek 2.38



DETROIT RED WINGS ALL-STARS

GOALIE	NO. TIMES SELECTED	SEASON AND TEAM
John Ross Roach	1	1933 (1st Team)
Normie Smith	1	1937 (1st)
John Mowers	1	1943 (1st)
Glenn Hall	2	1956 (2nd), 1957 (1st)
Terry Sawchuk	7	1951 (1st), 1952 (1st), 1953 (1st), 1954 (2nd), 1955 (2nd), 1959 (2nd), 1963 (2nd)
Roger Crozier	1	1965 (1st)
Chris Osgood	1	1996 (2nd)
DEFENSE	NO. TIMES SELECTED	SEASON AND TEAM
Ebbie Goodfellow	3	1936 (2nd), 1937 (1st), 1940 (1st)
Jack Stewart	5	1943 (1st), 1946 (2nd), 1947 (2nd), 1948 (1st), 1949 (1st)
Flash Hollett	1	1945 (1st)
Bill Quackenbush	3	1947 (2nd), 1948 (1st), 1949 (1st)
Leo Reise	2	1950 (2nd), 1951 (2nd)
Bob Goldham	1	1955 (2nd)
Red Kelly	8	1950 (2nd), 1951 (1st), 1952 (1st), 1953 (1st), 1954 (1st), 1955 (1st), 1956 (2nd), 1957 (1st)
Marcel Pronovost	4	1958 (2nd), 1959 (2nd), 1960 (1st), 1961 (1st)
Bill Gadsby	1	1965 (2nd)
Carl Brewer	1	1970 (2nd)
Paul Coffey	1	1995 (1st)
Vladimir Konstantinov	1	1996 (2nd)
Nicklas Lidstrom	12	1998 (1st), 1999 (1st), 2000 (1st), 2001 (1st), 2002 (1st), 2003 (1st), 2006 (1st), 2007 (1st), 2008 (1st), 2009 (2nd), 2010 (2nd), 2011 (1st)
Chris Chelios	1	2002 (1st)
LEFT WING	NO. TIMES SELECTED	SEASON AND TEAM
Sid Abel	1	1942 (2nd)
Syd Howe	1	1945 (2nd)
Ted Lindsay	9	1948 (1st), 1949 (2nd), 1950 (1st), 1951 (1st), 1952 (1st), 1953 (1st), 1954 (1st), 1956 (1st), 1957 (1st)
Alex Delvecchio	1	1959 (2nd)
Frank Mahovich	2	1969 (2nd), 1970 (2nd)
John Ogradnick	1	1985 (1st)
Gerard Gallant	1	1989 (2nd)
Brendan Shanahan	2	2000 (1st), 2002 (2nd)
HENRIK ZETTERBERG	1	2008 (2nd)
CENTER	NO. TIMES SELECTED	SEASON AND TEAM
Cooney Weiland	1	1935 (2nd)
Marty Barry	1	1937 (1st)
Sid Abel	3	1949 (1st), 1950 (1st), 1951 (2nd)
Alex Delvecchio	1	1953 (2nd)
Norm Ullman	2	1965 (1st), 1967 (2nd)
Sergei Fedorov	1	1994 (1st)
Steve Yzerman	1	2000 (1st)
PAVEL DATSYUK	1	2009 (2nd)
RIGHT WING	NO. TIMES SELECTED	SEASON AND TEAM
Larry Aurie	1	1937 (1st)
Gordie Howe	*21	1949 (2nd), 1950 (2nd), 1951 (1st), 1952 (1st), 1953 (1st), 1954 (1st), 1956 (2nd), 1957 (1st), 1958 (1st), 1959 (2nd), 1960 (1st), 1961 (2nd), 1962 (2nd), 1963 (1st), 1964 (2nd), 1965 (2nd), 1966 (1st), 1967 (2nd), 1968 (1 st), 1969 (1st), 1970 (1st)
Mickey Redmond	2	1973 (1st), 1974 (2nd)
COACH		
Jack Adams	3	1937 (1st), 1943 (1st), 1945 (2nd)
Bobby Kromm	1	Jack Adams Trophy 1978
Jacques Demers	2	Jack Adams Trophy 1987, 1988
Scotty Bowman	1	Jack Adams Trophy 1996
Dave Lewis	1	2004

*-NHL Record

ACTIVE PLAYERS IN BOLD CAPITALS



DETROIT RED WINGS NHL TROPHY WINNERS

ART ROSS TROPHY (Points Leader)

Ted Lindsay	1949-50
Gordie Howe	1950-51
Gordie Howe	1951-52
Gordie Howe	1952-53
Gordie Howe	1953-54
Gordie Howe	1956-57
Gordie Howe	1962-63

HART TROPHY (Most Valuable Player)

Ebbie Goodfellow	1939-40
Sid Abel	1948-49
Gordie Howe	1951-52
Gordie Howe	1952-53
Gordie Howe	1956-57
Gordie Howe	1957-58
Gordie Howe	1959-60
Gordie Howe	1962-63
Sergei Fedorov	1993-94

VEZINA TROPHY (Best Goalie)

Norm Smith	1936-37
John Mowers	1942-43
Terry Sawchuk	1951-52
Terry Sawchuk	1952-53
Terry Sawchuk	1954-55

NORRIS TROPHY (Best Defenseman)

Red Kelly	1953-54
Paul Coffey	1995
Nicklas Lidstrom	2000-01
Nicklas Lidstrom	2001-02
Nicklas Lidstrom	2002-03
Nicklas Lidstrom	2005-06
Nicklas Lidstrom	2006-07
Nicklas Lidstrom	2007-08
Nicklas Lidstrom	2010-11

CALDER TROPHY (Rookie of the Year)

Carl Voss	1932-33
Jim McFadden	1947-48
Terry Sawchuk	1950-51
Glenn Hall	1955-56
Roger Crozier	1964-65

FRANK J. SELKE TROPHY (Best Defensive Forward)

Sergei Fedorov	1993-94
Sergei Fedorov	1995-96
Steve Yzerman	1999-2000
Kris Draper	2003-04
PAVEL DATSYUK	2007-08
PAVEL DATSYUK	2008-09
PAVEL DATSYUK	2009-10

WILLIAM M. JENNINGS TROPHY (Fewest Goals-Against)

Chris Osgood & Mike Vernon	1995-96
Chris Osgood & Dominik Hasek	2007-08

LADY BYNG TROPHY (Sportsmanship & Ability)

Marty Barry	1936-37
Bill Quackenbush	1948-49
Red Kelly	1950-51
Red Kelly	1952-53
Red Kelly	1953-54
Dutch Reibel	1955-56
Alex Delvecchio	1958-59
Alex Delvecchio	1965-66
Alex Delvecchio	1968-69
Marcel Dionne	1974-75

PAVEL DATSYUK	2005-06
PAVEL DATSYUK	2006-07
PAVEL DATSYUK	2007-08
PAVEL DATSYUK	2008-09

TED LINDSAY AWARD

(Outstanding Performer Selected by Players' Assn.)

Steve Yzerman	1988-89
Sergei Fedorov	1993-94

PLUS-MINUS AWARD (Plus-Minus Leader)

Paul Ysebaert	1991-92
Vladimir Konstantinov	1995-96
Chris Chelios	2001-02
PAVEL DATSYUK	2007-08

CONN SMYTHE TROPHY (Playoff MVP)

Roger Crozier	1966
Mike Vernon	1997
Steve Yzerman	1998
Nicklas Lidstrom	2002
HENRIK ZETTERBERG	2008

JACK ADAMS AWARD (Coach of the Year)

Bobby Kromm	1977-78
Jacques Demers	1986-87
Jacques Demers	1987-88
Scotty Bowman	1995-96

BILL MASTERTON TROPHY (Perseverance, Sportsmanship and Dedication to Hockey)

Brad Park	1983-84
Steve Yzerman	2002-03

LESTER PATRICK TROPHY (Outstanding Service to U.S. Hockey)

Jack Adams	1966
James Norris Sr.	1967
Gordie Howe	1967
Terry Sawchuk	1971
James D. Norris	1972
"Cooney" Weiland	1972
Alex Delvecchio	1974
Tommy Ivan	1975
Bruce A. Norris	1976
Murray Armstrong	1977
John Bucyk	1977
John Ziegler Jr.	1984
Keith Allen	1988
Bud Poile	1989
MIKE ILTCH	1991
Al Arbour	1992
Max McNab	1998
Scotty Bowman	2001
Reed Larson	2006
Red Berenson	2006
Steve Yzerman	2006
Marcel Dionne	2006
Ted Lindsay	2008
JIM DEVELLANO	2009

KING CLANCY AWARD (Leadership Qualities, Noteworthy Humanitarian Contribution)

Brendan Shanahan	2002-03
HENRIK ZETTERBERG	2014-15

NHL FOUNDATION PLAYER AWARD (Leader in the Community)

Darren McCarthy	2002-03
HENRIK ZETTERBERG	2012-13

ACTIVE PLAYER/OWNER IN BOLD CAPITALS



HALL OF FAME DETROIT RED WINGS

RED WINGS IN HOCKEY HALL OF FAME

Sid Abel 1969	Ebbie Goodfellow 1963	Reg Noble 1962
Keith Allen 1996	Glenn Hall 1975	Bruce A. Norris 1969
Jack Adams 1959	Doug Harvey 1973	James Norris 1958
Al Arbour 1996	Dominik Hasek 2014	James D. Norris 1962
Marty Barry 1965	George Hay 1958	Adam Oates 2012
Andy Bathgate 1978	Hap Holmes 1972	Brad Park 1988
Leo Boivin 1986	Gordie Howe 1972	Bud Poile 1990
Scotty Bowman 1991	Mark Howe 2011	Marcel Pronovost 1978
John Bucyk 1981	Syd Howe 1965	Bill Quackenbush 1976
Chris Chelios 2013	Brett Hull 2009	Mickey Redmond 2011
Dino Ciccarelli 2010	Michael Ilitch 2003	Luc Robitaille 2009
Paul Coffey 2004	Tommy Ivan 1974	Borje Salming 1996
Charlie Conacher 1961	Duke Keats 1958	Terry Sawchuk 1971
Roy Conacher 1998	Red Kelly 1969	Earl Seibert 1964
Alex Connell 1958	Brian Kilrea 2003	Brendan Shanahan 2013
Murray Costello 2005	Igor Larionov 2008	Darryl Sittler 1989
Alex Delvecchio 1977	Herbie Lewis 1989	Jack Stewart 1964
Jim Devellano 2010	Nicklas Lidstrom 2015	Cecil "Tiny" Thompson 1959
Marcel Dionne 1992	Ted Lindsay 1966	Norm Ullman 1982
Sergei Fedorov 2015	Harry Lumley 1980	Carl Voss 1974
Bernie Federko 2002	Budd Lynch 1985	Jack Walker 1960
Viacheslav Fetisov 2001	Frank Mahovlich 1981	Harry Watson 1994
Frank Foyston 1958	Bruce Martyn 1991	Cooney Weiland 1971
Frank Frederickson 1958	Mike Modano 2014	Steve Yzerman 2009
Bill Gadsby 1970	Larry Murphy 2004	John A. Ziegler Jr. 1987
Ed Giacomin 1987	Harry Neale 2013	

MEMBERS OF RED WINGS HALL OF FAME

Sid Abel 1944	Gordie Howe 1985	James Norris 1959
Jack Adams 1945	Syd Howe 1944	James D. Norris 1968
Larry Aurie 1944	Tommy Ivan 1977	Marguerite Norris 1977
Marty Barry 1944	Red Kelly 1978	Jimmy Orlando 1962
Mud Bruneteau 1944	Herb Lewis 1944	Marcel Pronovost 1978
Joe Carveth 1978	Ted Lindsay 1962	Bill Quackenbush 1981
Carson Cooper 1949	Carl Liscombe 1964	Terry Sawchuk 1971
Alex Delvecchio 1978	Carl Mattson 1978	Jimmy Skinner 1977
Bill Gadsby 1978	Bucko McDonald 1961	Norm Smith 1963
Ebbie Goodfellow 1944	John Mowers 1946	Jack Stewart 1944
Don Grosso 1947	Reg Noble 1944	Frank "Honey" Walker 1954
George Hay 1944	Bruce A. Norris 1968	Doug Young 1951



RED WINGS BIGGEST VICTORIES & DEFEATS

RED WINGS BIGGEST VICTORIES (SCORING 10 GOALS OR MORE)

SEASON	DATE	OPPONENT	SCORE
1930-31	Dec. 25	Toronto	10-1
1934-35	Dec. 13	at St. Louis	11-2
1941-42	Jan. 4	Montreal	10-0
1942-43	Nov. 5	NY Rangers	12-5
1943-44	Jan. 23	NY Rangers	15-0
1943-44	Feb. 3	NY Rangers	12-2
1943-44	Mar. 16	Boston	10-9
1944-45	Nov. 2	NY Rangers	10-3
1944-45	Dec. 27	NY Rangers	11-3
1944-45	Mar. 4	Boston	10-4
1946-47	Mar. 16	at Chicago	10-6
1948-49	Dec. 29	Boston	10-2
1950-51	Feb. 7	Chicago	11-3
1952-53	Nov. 22	Chicago	10-1
1952-53	Dec. 11	at Boston	10-1
1952-53	Mar. 2	Boston	10-2
1964-65	Mar. 18	Boston	10-3
1965-66	Dec. 2	Boston	10-2
1973-74	Oct. 21	California	11-2
1977-78	Nov. 16	St. Louis	10-1
1981-82	Oct. 29	Calgary	12-4
1981-82	Nov. 5	Los Angeles	10-2
1984-85	Feb. 27	Vancouver	11-5
1987-88	Nov. 25	Winnipeg	10-8
1987-88	Dec. 4	Chicago	12-0
1991-92	Nov. 7	St. Louis	10-3
1991-92	Feb. 15	San Jose	11-1
1992-93	Nov. 23	Tampa Bay	10-5
1992-93	Nov. 25	St. Louis	11-6
1993-94	Nov. 27	Dallas	10-4
1993-94	Jan. 6	at San Jose	10-3
1995-96	Dec. 2	at Montreal	11-1

RED WINGS BIGGEST DEFEATS (ALLOWING 10 GOALS OR MORE)

SEASON	DATE	OPPONENT	SCORE
1939-40	Feb. 13	at Boston	10-3
1941-42	Jan. 25	at NY Rangers	11-2
1945-46	Mar. 17	Toronto	11-7
1958-59	Mar. 7	at Montreal	10-2
1964-65	Dec. 5	at Toronto	10-2
1966-67	Apr. 1	at NY Rangers	10-5
1970-71	Jan. 2	at Toronto	13-0
1970-71	Mar. 16	Boston	11-4
1973-74	Feb. 2	at Philadelphia	12-2
1974-75	Oct. 23	at Atlanta	10-1
1979-80	Mar. 27	at Buffalo	10-1
1980-81	Jan. 15	at Calgary	10-0
1980-81	Jan. 20	at Los Angeles	11-4
1984-85	Dec. 1	at St. Louis	10-5
1985-86	Oct. 17	at Minnesota	10-1
1985-86	Nov. 30	at Montreal	10-1
1985-86	Dec. 11	Minnesota	10-2
1985-86	Dec. 23	at NY Rangers	10-2
1987-88	Feb. 23	Philadelphia	11-6
1988-89	Jan. 20	at Pittsburgh	10-5
1989-90	Oct. 5	at Calgary	10-7
1992-93	Feb. 24	at Buffalo	10-7
1993-94	Oct. 9	at Los Angeles	10-3
2010-11	Mar. 30	St. Louis	10-3



RED WINGS ALL-TIME SHOOTOUT RESULTS

DATE	OPPONENT	RESULT	DECIDING GOAL	DET GOALIE	OPP GOALIE
12/20/05	Columbus	W, 2-1	J. Williams	C. Osgood	P. Leclaire
1/28/06	at Dallas	L, 3-2	M. Modano	M. Legace	M. Turco
3/18/06	at Edmonton	W, 2-0	J. Williams	M. Legace	D. Roloson
3/21/06	Nashville	L, 4-3	M. Erat	M. Legace	T. Vokoun
3/25/06	Columbus	L, 1-0	J. Balastik	C. Osgood	P. Leclaire
4/3/06	at Calgary	W, 2-1	P. Datsyuk	C. Osgood	M. Kiprusoff
4/7/06	Columbus	W, 1-0	T. Holmstrom	M. Legace	M. Denis
10/13/06	Buffalo	L, 1-2	A. Kotalik	D. Hasek	R. Miller
11/18/06	at Edmonton	L, 2-3	R. Torres	J. MacDonald	D. Roloson
11/24/06	St. Louis	L, 0-2	M. Rucinsky	D. Hasek	M. Legace
1/9/07	at Colorado	W, 2-1	H. Zetterberg	D. Hasek	P. Budaj
2/23/07	Edmonton	L, 0-1	R. Smyth	D. Hasek	D. Roloson
3/6/07	Nashville	W, 2-1	J. Franzen	C. Osgood	T. Vokoun
3/22/07	Columbus	L, 2-3	S. Fedorov	C. Osgood	F. Norrena
3/24/07	St. Louis	L, 0-1	D. Weight	D. Hasek	J. Bacashihua
3/30/07	Dallas	L, 0-1	S. Zubov	D. Hasek	M. Smith
4/5/07	at Chicago	L, 2-3	P. Sharp	C. Osgood	N. Khabibulin
10/30/07	Anaheim	W, 3-2	J. Hudler	D. Hasek	I. Bryzgalov
10/6/07	Chicago	L, 3-4	P. Kane	D. Hasek	N. Khabibulin
11/7/07	Nashville	W, 3-2	P. Datsyuk	C. Osgood	C. Mason
11/18/07	Columbus	W, 5-4	J. Franzen	C. Osgood	P. Leclaire
11/24/07	Columbus	L, 2-3	R. Nash	C. Osgood	P. Leclaire
12/13/07	Edmonton	L, 3-4	A. Hemsky	D. Hasek	D. Roloson
12/17/07	Washington	W, 4-3	H. Zetterberg	D. Hasek	O. Kolzig
1/10/08	Minnesota	L, 5-6	M. Gaborik	C. Osgood	J. Harding
1/17/08	Vancouver	W, 3-2	H. Zetterberg	D. Hasek	R. Luongo
2/26/08	Edmonton	L, 3-4	R. Nilsson	C. Osgood	M. Garon
10/25/08	at Chicago	W, 6-5	M. Hossa	T. Conklin	N. Khabibulin
10/27/08	at LA	W, 4-3	P. Datsyuk	C. Osgood	J. LaBarbera
12/6/08	Chicago	W, 5-4	P. Datsyuk	T. Conklin	C. Huet
12/13/08	at Phoenix	W, 5-4	J. Hudler	C. Osgood	I. Bryzgalov
12/27/08	at Colorado	L, 3-4	W. Wolski	T. Conklin	P. Budaj
1/3/09	at Minnesota	W, 3-2	P. Datsyuk	C. Osgood	J. Harding
2/2/09	at St. Louis	W, 4-3	M. Hossa	C. Osgood	C. Mason
2/15/09	Colorado	L, 5-6	J. Leopold	C. Osgood	A. Raycroft
3/12/09	Calgary	L, 5-6	O. Jokinen	T. Conklin	M. Kiprusoff
4/9/09	Nashville	L, 3-4	J. Arnott	C. Osgood	P. Rinne
10/17/09	Colorado	L, 3-4	M. Hejduk	C. Osgood	C. Anderson
10/29/09	at Edmonton	L, 5-6	P. O'Sullivan	J. Howard	N. Khabibulin
11/5/09	San Jose	W, 2-1	P. Datsyuk	C. Osgood	E. Nabokov
11/21/09	at Montreal	W, 3-2	P. Datsyuk	J. Howard	C. Price
11/28/09	at St. Louis	W, 4-3	T. Bertuzzi	J. Howard	C. Mason
12/5/09	at New Jersey	L, 3-4	P. Elias	C. Osgood	M. Brodeur
1/16/10	at Dallas	L, 2-3	S. Ott	J. Howard	A. Auld
1/17/10	Chicago	L, 3-4	P. Sharp	J. Howard	A. Niemi
1/21/10	At Minnesota	W, 4-3	D. Miller	J. Howard	N. Backstrom
1/31/10	At Pittsburgh	L, 1-2	S. Crosby	J. Howard	M. Fleury
2/9/10	At St. Louis	L, 3-4	B. Boyes	J. Howard	C. Mason
2/11/10	San Jose	L, 2-3	P. Marleau	J. Howard	E. Nabokov
3/19/10	At Edmonton	L, 2-3	G. Brule	J. Howard	D. Dubnyk
3/27/10	At Nashville	W, 1-0	N. Kronwall	J. Howard	P. Rinne
4/9/10	At Columbus	W, 1-0	T. Bertuzzi	J. Howard	S. Mason
10/12/10	Colorado	L, 4-5	B. Yip	J. Howard	P. Budaj
1/7/11	At Calgary	W, 5-4	T. Bertuzzi	J. Howard	M. Kiprusoff
1/8/11	At Vancouver	W, 2-1	J. Hudler	J. Howard	R. Luongo
1/14/11	At Columbus	L, 2-3	A. Vermette	J. MacDonald	S. Mason
2/20/11	At Minnesota	W, 2-1	P. Datsyuk	J. Howard	N. Backstrom
2/26/11	At Buffalo	W, 3-2	P. Datsyuk	J. MacDonald	R. Miller
3/5/11	At Phoenix	L, 4-5	R. Vrbata	J. Howard	I. Bryzgalov
3/21/11	Pittsburgh	L, 4-5	J. Neal	J. MacDonald	Johnson
11/25/11	At Boston	W, 3-2	T. Bertuzzi	J. Howard	T. Rask
1/12/12	Phoenix	W, 3-2	H. Zetterberg	J. Howard	M. Smith
1/17/12	At Dallas	W, 3-2	J. Hudler	T. Conklin	R. Bachman



RED WINGS ALL-TIME SHOOTOUT RESULTS

DATE	OPPONENT	RESULT	DECIDING GOAL	DET GOALIE	OPP GOALIE
1/19/12	At Phoenix	W, 3-2	T. Bertuzzi	J. Howard	M. Smith
1/21/12	Columbus	W, 3-2	V. Filppula	J. Howard	C. Sanford
2/2/12	At Vancouver	W, 4-3	P. Datsyuk	J. Howard	R. Luongo
2/4/12	At Edmonton	L, 4-5	R. Nugent-Hopkins	J. MacDonald	D. Dubnyk
2/10/12	Anaheim	W, 2-1	T. Bertuzzi	J. MacDonald	J. Hiller
2/23/12	Vancouver	L, 3-4	A. Burrows	J. Howard	R. Luongo
4/1/12	Florida	W, 2-1	J. Hudler	J. Howard	S. Clemmensen
4/4/12	At St. Louis	W, 3-2	T. Bertuzzi	J. Howard	B. Elliott
4/7/12	Chicago	L, 2-3	P. Kane	J. Howard	C. Crawford
1/21/13	At Columbus	W, 4-3	D. Brunner	J. Howard	S. Bobrovsky
2/28/13	At San Jose	W, 2-1	D. Brunner	J. Gustavsson	A. Niemi
3/3/13	Chicago	L, 1-2	P. Kane	J. Howard	C. Crawford
3/10/13	Columbus	L, 2-3	M. Calvert	J. Howard	S. Bobrovsky
4/11/13	San Jose	L, 2-3	P. Marleau	J. Howard	A. Niemi
4/12/13	At Chicago	L, 2-3	B. Saad	J. Howard	C. Crawford
4/20/13	At Vancouver	L, 1-2	M. Lapierre	J. Howard	C. Schneider
10/21/13	San Jose	L, 0-1	L. Couture	J. Howard	A. Niemi
11/12/13	Winnipeg	L, 2-3	A. Ladd	J. Howard	O. Pavelec
11/15/13	Washington	L, 3-4	N. Backstrom	J. Howard	B. Holtby
11/16/13	at NY Islanders	L, 4-5	F. Nielsen	J. Gustavsson	K. Poulin
12/10/13	at Florida	L, 2-3	B. Boyes	J. Howard	T. Thomas
12/12/13	at Tampa Bay	L, 1-2	M. St-Louis	J. Gustavsson	B. Bishop
12/21/13	at Toronto	W, 5-4	D. Alfredsson	J. Gustavsson	J. Bernier
1/1/14	Toronto	L, 2-3	T. Bozak	J. Howard	J. Bernier
1/18/14	Los Angeles	W, 3-2	T. Tatar	J. Howard	J. Quick
1/22/14	Chicago	W, 5-4	D. Helm	J. Gustavsson	C. Crawford
1/26/14	Florida	L, 4-5	N. Bjuggstad	J. Gustavsson	T. Thomas
1/31/14	Washington	W, 4-3	P. Eaves	J. Howard	M. Neuvirth
3/14/14	Edmonton	W, 2-1	T. Tatar	J. Howard	V. Fasth
4/9/14	at Pittsburgh	L, 3-4	J. Jokinen	J. Gustavsson	M. Fleury
10/15/14	Boston	L, 2-3	D. Krejci	J. Howard	T. Rask
11/2/14	at Buffalo	L, 2-3	Z. Girgensons	J. Howard	M. Neuvirth
11/9/14	Tampa Bay	L, 3-4	R. Callahan	J. Howard	B. Bishop
11/28/14	at New Jersey	W, 5-4	G. Nyquist	P. Mrazek	C. Schneider
12/10/14	Toronto	L, 1-2	M. Santorelli	J. Howard	J. Reimer
12/12/14	Florida	L, 2-3	V. Trocheck	J. Howard	R. Luongo
12/16/14	Columbus	L, 0-1	B. Jenner	J. Howard	S. Bobrovsky
12/21/14	Colorado	L, 1-2	J. Iginla	P. Mrazek	C. Pickard
1/20/15	Minnesota	W, 5-4	P. Datsyuk	P. Mrazek	D. Kuemper
2/14/15	Winnipeg	L, 4-5	D. Stafford	J. Howard	M. Hutchinson
2/18/15	at Chicago	W, 3-2	T. Tatar	J. Howard	C. Crawford
2/23/15	at Anaheim	L, 3-4	J. Silfverberg	J. Howard	J. Gibson
3/31/15	Ottawa	L, 1-2	M. Stone	P. Mrazek	A. Hammond
4/4/15	at Minnesota	W, 3-2	D. Helm	J. Howard	D. Dubnyk

ALL-TIME SHOOTOUT TOTALS

	WINS	LOSSES	SHOTS	SAVES
HOME	19	36	55-for-193 (28.5%)	110-for-181 (60.8%)
ROAD	28	24	64-for-189 (33.9%)	136-for-190 (71.6%)
TOTAL	47	60	119-for-382 (31.2%)	246-for-371 (66.3%)



PENALTY SHOTS INVOLVING RED WINGS

(RULE INSTITUTED IN 1934-35) (GOOD UNLESS NG)

DATE	PLAYER	TEAM	GOALIE	TEAM
Nov. 15, 1934	Ebbie Goodfellow-NG	at DETROIT	Percy Jackson	NY Rangers
Nov. 22, 1934	Bill Cook-NG	at NY Rangers	Norm Smith	DETROIT
Nov. 22, 1934	Ebbie Goodfellow-NG	DETROIT	Andy Aitkenhead	at NY Rangers
Nov. 24, 1934	Bill Thomas-NG	at Toronto	Norm Smith	DETROIT
Dec. 13, 1934	Ebbie Goodfellow	DETROIT	Bill Beveridge	at St. Louis
Dec. 20, 1934	Ebbie Goodfellow-NG	at DETROIT	Alex Connell	Mon. Maroons
Feb. 10, 1935	Ebbie Goodfellow-NG	at DETROIT	Alex Connell	Mon. Maroons
Feb. 17, 1935	Ebbie Goodfellow-NG	at DETROIT	Dave Kerr	NY Rangers
Feb. 21, 1935	Earl Robinson-NG	Mon. Maroons	John Roach	at DETROIT
Mar. 3, 1935	Charlie McVeigh-NG	NY Americans	Norm Smith	at DETROIT
Mar. 9, 1935	Armand Mondou-NG	at Mon. Canadiens	Norm Smith	DETROIT
Nov. 14, 1935	Art Coulter-NG	NY Rangers	Norm Smith	at DETROIT
Nov. 24, 1935	Ebbie Goodfellow-NG	at DETROIT	George Hainsworth	Toronto
Dec. 19, 1935	Dave Schriener-NG	at NY Americans	Norm Smith	DETROIT
Dec. 29, 1935	Ebbie Goodfellow-NG	at DETROIT	Cecil Thompson	Boston
Jan. 1, 1936	Paul Thompson	at Chicago	Norm Smith	DETROIT
Nov. 22, 1936	King Clancy-NG	Toronto	Norm Smith	at DETROIT
Dec. 3, 1936	Neil Colville-NG	NY Rangers	Norm Smith	at DETROIT
Dec. 25, 1936	John Sorrell-NG	at DETROIT	Mike Karakas	Chicago
Dec. 31, 1936	Mud Bruneteau-NG	at DETROIT	Roy Worters	NY Americans
Jan. 7, 1937	Hap Emms-NG	at NY Americans	Norm Smith	DETROIT
Feb. 7, 1937	John Sorrell	at DETROIT	Cecil Thompson	Boston
Mar. 4, 1937*	John Sorrell-NG	at DETROIT	Dave Kerr	NY Rangers
Mar. 4, 1937*	Alex Shibicky-NG	NY Rangers	Norm Smith	at DETROIT
Dec. 25, 1937	George Parsons-NG	at Toronto	Norm Smith	DETROIT
Nov. 6, 1938	Charlie Conacher-NG	at DETROIT	Frank Brimsek	Boston
Nov. 24, 1938	Mud Bruneteau-NG	at DETROIT	Mike Karakas	Chicago
Jan. 22, 1939	Woody Dumart	Boston	Cecil Thompson	at DETROIT
Jan. 28, 1939	Nick Metz-NG	at Toronto	Cecil Thompson	DETROIT
Dec. 17, 1939	Ebbie Goodfellow-NG	at DETROIT	Dave Kerr	NY Rangers
Feb. 13, 1940	Ebbie Goodfellow	DETROIT	Frank Brimsek	at Boston
Feb. 29, 1940	Syd Howe-NG	DETROIT	Turk Broda	at Toronto
Mar. 3, 1940	Mud Bruneteau	at DETROIT	Frank Brimsek	Boston
Nov. 19, 1940	Roy Conacher-NG	at Boston	John Mowers	DETROIT
Dec. 5, 1940	Earl Siebert-NG	at Chicago	John Mowers	DETROIT
Dec. 17, 1940	Archie Wilder-NG	DETROIT	Earl Robertson	at NY Americans
Jan. 24, 1941	Charlie Conacher	NY Americans	John Mowers	at DETROIT
Dec. 4, 1941	Don Grosso-NG	at DETROIT	Charlie Rayner	NY Americans
Dec. 25, 1941	Jack Stewart-NG	at DETROIT	Charlie Rayner	NY Americans
Jan. 3, 1942	Sid Abel-NG	DETROIT	Paul Bibeault	at Mon. Canadiens
Feb. 22, 1942	Eddie Bush-NG	at DETROIT	Turk Broda	Toronto
Feb. 25, 1942	Sid Abel	DETROIT	Jim Henry	at NY Rangers
Mar. 24, 1942*	Charlie Sands-NG	at Mon. Canadiens	John Mowers	DETROIT
Nov. 21, 1943	Syd Howe	at DETROIT	Hec Highton	Chicago
Jan. 18, 1945	Fred Thurier	NY Rangers	Harry Lumley	at DETROIT
Jan. 21, 1945	Ray Getliffe	Mon. Canadiens	Harry Lumley	at DETROIT
Nov. 25, 1945	Alex Shibicky	NY Rangers	Harry Lumley	at DETROIT
Jan. 12, 1946	Carl Liscombe-NG	DETROIT	Frank McCool	at Toronto



PENALTY SHOTS INVOLVING RED WINGS

DATE	PLAYER	TEAM	GOALIE	TEAM
Mar. 9, 1947	Pat Lundy-NG	DETROIT	Frank Brimsek	at Boston
Nov. 19, 1947	Buddy O'Connor-NG	NY Rangers	Harry Lumley	at DETROIT
Mar. 5, 1953	Gordie Howe	at DETROIT	Gump Worsley	NY Rangers
Dec. 31, 1961	Gordie Howe	at DETROIT	John Bower	Toronto
Jan. 31, 1962	Bruce MacGregor-NG	DETROIT	Glenn Hall	at Chicago
Feb. 4, 1962	Alex Delvecchio-NG	DETROIT	Bruce Gamble	at Boston
Mar. 14, 1962	Andy Bathgate	NY Rangers	Hank Bassen	at DETROIT
Nov. 20, 1963	Doug Barkley	DETROIT	Glenn Hall	at Chicago
Nov. 27, 1963	Rod Gilbert	at NY Rangers	Terry Sawchuk	DETROIT
Dec. 8, 1963	Claude LaForge	at DETROIT	Don Simmons	Toronto
Jan. 5, 1967	Norm Ullman	at DETROIT	Glenn Hall	Chicago
Feb. 8, 1967	Pete Stenkowski-NG	at Toronto	Roger Crozier	DETROIT
Jan. 28, 1968	Wayne Connelly-NG	at Minnesota	Roger Crozier	DETROIT
Mar. 9, 1968	Mike Walton	at Toronto	Roger Crozier	DETROIT
Oct. 28, 1968	Claude Provost-NG	Montreal	Roger Crozier	at DETROIT
Dec. 6, 1969	Andre Boudrias-NG	at St. Louis	Roger Crozier	DETROIT
Jan. 14, 1971	Jean Pronovost	Pittsburgh	Roy Edwards	at DETROIT
Feb. 29, 1972	Guy Charron-NG	at DETROIT	Ed Dyck	Vancouver
Jan. 10, 1973	Ron Schock-NG	at Pittsburgh	Roy Edwards	DETROIT
Jan. 28, 1973	Jacques Lemaire-NG	at Montreal	Denis DeJordy	DETROIT
Mar. 7, 1974	Bill Clement	at Philadelphia	Jim Rutherford	DETROIT
Jan. 23, 1975	Pierre Jarry-NG	DETROIT	Roger Crozier	at Buffalo
Feb. 1, 1975	Lorne Henning	NY Islanders	Jim Rutherford	at DETROIT
Dec. 4, 1976	Dennis Polonich-NG	DETROIT	Rogatien Vachon	at Los Angeles
Dec. 12, 1976	Bill Lochead-NG	DETROIT	Gilles Gilbert	at Boston
Jan. 6, 1977	Dean Talafovs-NG	Minnesota	Ed Giacomin	at DETROIT
Mar. 12, 1977	Lanny McDonald-NG	Toronto	Jim Rutherford	at DETROIT
Nov. 5, 1977	Reed Larson-NG	at DETROIT	Gilles Meloche	Cleveland
Mar. 5, 1978	Andre St. Laurent-NG	at DETROIT	Gary Smith	Minnesota
Nov. 22, 1978	Dale McCourt-NG	DETROIT	Mario Lessard	at Los Angeles
Jan. 30, 1980	Mike Foligno	DETROIT	Paul Harrison	at Toronto
Mar. 26, 1980	Mike Foligno-NG	at DETROIT	Ron Low	Edmonton
Mar. 14, 1981	Bernie Federko	at St. Louis	Larry Lozinski	DETROIT
Feb. 11, 1982	Thomas Gradin	at DETROIT	Gilles Gilbert	Vancouver
Feb. 11, 1982	Ivan Hlinka	at DETROIT	Gilles Gilbert	Vancouver
Dec. 8, 1982	Clark Gillies-NG	NY Islanders	Corrado Miclaef	at DETROIT
Dec. 10, 1983	Alain Lemieux	at St. Louis	Greg Stefan	DETROIT
Jan. 9, 1984	Ron Duguay-NG	at DETROIT	Grant Fuhr	Edmonton
Jan. 14, 1984	Brent Peterson	Buffalo-NG	Greg Stefan	at DETROIT
Feb. 1, 1984	Bob Crawford	Hartford	Ken Holland	at DETROIT
Feb. 7, 1985	Dwight Foster	at DETROIT	Rick Wamsley	St. Louis
Oct. 8, 1985	Bo Berglund	Minnesota	Corrado Micalef	at DETROIT
Oct. 16, 1985	Gerard Gallant	at DETROIT	Brian Hayward	Winnipeg
Dec. 15, 1985	Denis Savard	at Chicago	Greg Stefan	DETROIT
Feb. 16, 1986	Pierre LaRoche-NG	at NY Rangers	Corrado Micalef	DETROIT
Feb. 16, 1986	Mike Ridley-NG	at NY Rangers	Corrado Micalef	DETROIT
Feb. 17, 1987	Petr Klima-NG	DETROIT	John Vanbiesbrouck	at NY Rangers
Mar. 5, 1987	Bob Probert	at DETROIT	Kari Takko	Minnesota



PENALTY SHOTS INVOLVING RED WINGS

DATE	PLAYER	TEAM	GOALIE	TEAM
Mar. 25, 1987	Mel Bridgman	at DETROIT	Roland Melanson	Los Angeles
Nov. 22, 1987	Steve Yzerman-NG	at DETROIT	Doug Kerns	Boston
Feb. 3, 1988	Denis Savard-NG	at Chicago	Glen Hanlon	DETROIT
Apr. 9, 1988*	Petr Klima	DETROIT	Allan Bester	at Toronto
Oct. 28, 1988	Miroslav Frycer-NG	at DETROIT	Don Beaupre	Minnesota
Feb. 13, 1989	Steve Yzerman	at DETROIT	Bob Essensa	Winnipeg
Feb. 19, 1989	Mike Foligno-NG	at Buffalo	Glen Hanlon	DETROIT
Mar. 20, 1989	Petr Klima-NG	at DETROIT	Jon Casey	Minnesota
Nov. 3, 1989	Jimmy Carson-NG	at DETROIT	Mike Liut	Hartford
Feb. 19, 1990	Russ Courtnall	Montreal	Tim Cheveldae	at DETROIT
Nov. 23, 1990	Rich Sutter-NG	St. Louis	Tim Cheveldae	at DETROIT
Nov. 29, 1990	Joe Kocur	DETROIT	Jacques Cloutier	at Chicago
Jan. 9, 1991	Ken Linseman-NG	Edmonton	Tim Cheveldae	at DETROIT
Jan. 25, 1991	Brent Fedyk-NG	at DETROIT	Vince Riendeau	St. Louis
Oct. 30, 1991	Kevin Miller	at DETROIT	Patrick Roy	Montreal
Nov. 2, 1991	Wes Walz-NG	at Boston	Tim Cheveldae	DETROIT
Jan. 3, 1992	Steve Yzerman	at DETROIT	Grant Fuhr	Toronto
Jan. 29, 1992	Steve Yzerman	at DETROIT	Daren Puppa	Buffalo
Nov. 27, 1992	Paul Ysebaert	at DETROIT	Rob Stauber	Los Angeles
Mar. 18, 1993	Steve Yzerman-NG	at DETROIT	Darcy Wakaluk	Minnesota
Dec. 27, 1993	Sergei Fedorov	DETROIT	Andy Moog	at Dallas
Mar. 4, 1994	Peter Zezel-NG	Toronto	Chris Osgood	at DETROIT
Mar. 22, 1994	Mark Howe-NG	at DETROIT	Ed Belfour	Chicago
Feb. 12, 1995	Sergei Fedorov-NG	at DETROIT	Kelly Hrudey	Los Angeles
Mar. 22, 1995	Bob Errey-NG	at DETROIT	Nikolai Khabibulin	Winnipeg
Apr. 1, 1995	Dave Gagner-NG	at Dallas	Chris Osgood	DETROIT
Nov. 2, 1995	Steve Yzerman-NG	DETROIT	Blaine Lacher	at Boston
Nov. 22, 1995	Igor Larionov	DETROIT	Arturs Irbe	at San Jose
Nov. 18, 1996	Mike Hudson-NG	at Phoenix	Chris Osgood	DETROIT
Nov. 5, 1997	Brendan Shanahan-NG	DETROIT	Trevor Kidd	at Carolina
Dec. 1, 1997	Alexander Mogilny	at Vancouver	Chris Osgood	DETROIT
Oct. 29, 1998	Geoff Courtnall	at St. Louis	Chris Osgood	DETROIT
Feb. 26, 1999	Pavel Bure	Florida	Chris Osgood	at DETROIT
Dec. 28, 1999	Miroslav Satan-NG	at Buffalo	Ken Wregget	DETROIT
Mar. 18, 2000	Chris Drury	at Colorado	Ken Wregget	DETROIT
Feb. 18, 2001	Joe Nieuwendyk	at Dallas	Chris Osgood	DETROIT
Feb. 26, 2002	Dan Boyle-NG	at Tampa Bay	Dominik Hasek	DETROIT
Apr. 21, 2002*	Todd Bertuzzi	at Vancouver	Dominik Hasek	DETROIT
Dec. 6, 2002	Mathieu Dandenault-NG	at Dallas	Marty Turco	Dallas
Jan. 19, 2003	Tomas Holmstrom-NG	at DETROIT	Dan Cloutier	Vancouver
Nov. 1, 2003	Brendan Shanahan - NG	DETROIT	Tommy Salo	at Edmonton
Nov. 15, 2003	Pavel Datsyuk - NG	DETROIT	Dwayne Roloson	at Minnesota
Dec. 13, 2003	Brett Hull - NG	DETROIT	Olaf Kolzig	at Washington
Apr. 7, 2004*	Steve Sullivan - NG	Nashville	Manny Legace	at DETROIT
Nov. 1, 2005	Robert Lang - NG	Detroit	Nikolai Khabibulin	Chicago
Nov. 28, 2005	Joseph Corvo	at Los Angeles	Jimmy Howard	DETROIT
Dec. 1, 2005	Shean Donovan	Calgary	Jimmy Howard	at DETROIT
Feb. 28, 2006	Nils Ekman - NG	at San Jose	Manny Legace	DETROIT
Mar. 4, 2006	Nicklas Lidstrom - NG	DETROIT	Philippe Sauve	at Phoenix
Mar. 7, 2006	Mark Mowers - NG	DETROIT	Curtis Joseph	Phoenix



PENALTY SHOTS INVOLVING RED WINGS

DATE	PLAYER	TEAM	GOALIE	TEAM
Mar. 7, 2006	Mark Mowers - NG	DETROIT	Curtis Joseph	Phoenix
Mar. 21, 2006	Scott Hartnell	Nashville	Manny Legace	at DETROIT
Mar. 4, 2007	Tomas Holmstrom - NG	DETROIT	Peter Budaj	Colorado
Apr. 21, 2007*	Dan Cleary	DETROIT	Miikka Kiprusoff	Calgary
Dec. 10, 2007	Valtteri Filppula	DETROIT	Dan Ellis	at Nashville
Dec. 15, 2007	Valtteri Filppula	at DETROIT	Tomas Vokoun	Florida
Dec. 15, 2007	Pavel Datsyuk - NG	at DETROIT	Tomas Vokoun	Florida
Dec. 29, 2007	Radim Vrbata	at Phoenix	Chris Osgood	DETROIT
Mar. 11, 2008	Robert Lang - NG	Chicago	Chris Osgood	at DETROIT
Dec. 15, 2008	Jordan Leopold	Colorado	Chris Osgood	at DETROIT
Apr. 11, 2009	Dustin Byfuglien	Chicago	Ty Conklin	at DETROIT
Oct. 13, 2009	Valtteri Filppula - NG	DETROIT	Ryan Miller	at Buffalo
Dec. 6, 2009	Ryan Callahan - NG	at NY Rangers	Jimmy Howard	DETROIT
Mar. 15, 2010	Curtis Glencross - NG	at Calgary	Jimmy Howard	DETROIT
Apr. 9, 2010	Darren Helm - NG	DETROIT	Steve Mason	at Columbus
May 4, 2010*	Henrik Zetterberg - NG	at DETROIT	Evgeni Nabokov	San Jose
May 8, 2010*	Joe Pavelski - NG	at San Jose	Jimmy Howard	DETROIT
Nov. 11, 2010	Mike Modano - NG	at DETROIT	Nikolai Khabibulin	Edmonton
Nov. 26, 2010	Jared Boll - NG	at Columbus	Jimmy Howard	DETROIT
Jan. 18, 2011	Chris Conner	at Pittsburgh	Joey MacDonald	DETROIT
Mar. 2, 2011	Bobby Ryan	at Anaheim	Jimmy Howard	DETROIT
Nov. 19, 2011	Anze Kopitar - NG	at Los Angeles	J. Howard	DETROIT
Dec. 30, 2011	Jonathan Toews	at Chicago	J. Howard	DETROIT
Jan. 7, 2012	Phil Kessel	at Toronto	J. Howard	DETROIT
Jan. 8, 2012	Jimmy Hayes - NG	at Chicago	Ty Conklin	DETROIT
Feb. 5, 2013	Jarome Iginla - NG	Calgary	Jimmy Howard	DETROIT
Mar. 13, 2013	Mikael Backlund - NG	at Calgary	Jonas Gustavsson	DETROIT
Mar. 16, 2013	Jannik Hansen - NG	at Vancouver	Jimmy Howard	DETROIT
Mar. 25, 2013	Lauri Korpikoski - NG	at Phoenix	Jonas Gustavsson	DETROIT
Apr. 14, 2013	Bobby Butler - NG	at Nashville	Jimmy Howard	DETROIT
May 27, 2013*	Michael Frolik	Chicago	Jimmy Howard	at DETROIT
Oct. 2, 2013	Cory Emmerton - NG	at DETROIT	Ryan Miller	Buffalo
Nov. 24, 2013	Steve Ott - NG	at Buffalo	Jonas Gustavsson	DETROIT
Jan. 4, 2014	Justin Abdelkader - NG	DETROIT	Dan Ellis	at Dallas
Feb. 3, 2014	David Booth - NG	Vancouver	Jimmy Howard	at DETROIT
Feb. 8, 2014	Nikita Kucherov - NG	at Tampa Bay	Jimmy Howard	DETROIT
Mar. 22, 2014	Charlie Coyle	at Minnesota	Jimmy Howard	DETROIT
Oct. 31, 2014	Dustin Brown - NG	Los Angeles	Jimmy Howard	at DETROIT
Nov. 5, 2014	Gustav Nyquist - NG	DETROIT	Henrik Lundqvist	at NY Rangers
Feb. 5, 2015	Martin Erat - NG	at Arizona	Petr Mrazek	DETROIT
*-Playoffs				



DETROIT RED WINGS ALL-TIME HAT TRICKS

REGULAR SEASON AND PLAYOFFS

- 1926-27 — Duke Keats vs. Pittsburgh, March 10, 1927.
1927-28 — Larry Aurie @ N.Y. Rangers, Jan. 3, 1928
George Hay vs. Toronto, March 6, 1928
- 1928-29 — NONE
1929-30 — Carson Cooper @
Montreal Maroons, Nov. 28, 1929
Herbie Lewis (4) vs. Pittsburgh, Feb. 9, 1930
- 1930-31 — Larry Aurie @ N.Y. Americans, Dec. 21, 1930
Ebbie Goodfellow (4) vs. Toronto, Dec. 25, 1930
- 1931-32 — NONE
1932-33 — Johnny Sorrell vs. N.Y. Americans, Nov. 15, 1932
1933-34 — Johnny Sorrell (4) vs.
N.Y. Americans, Nov. 12, 1933
- 1934-35 — Cooney Weiland @ St. Louis, Dec. 13, 1934
1935-36 — Marty Barry vs. Canadiens, Jan. 5, 1936
Syd Howe vs. N.Y. Americans, March 22, 1936
- 1936-37 — Larry Aurie @ N.Y. Rangers, Feb. 2, 1937
Johnny Sorrell vs. Boston, Feb. 7, 1937
Syd Howe vs. Chicago, Feb. 21, 1937
Marty Barry @
Montreal Maroons, March 2, 1937
- 1937-38 — Herbie Lewis vs. Boston, March 6, 1938
Carl Liscombe vs. Chicago, March 13, 1938
- 1938-39 — Gus Geisbrecht vs.
N.Y. Americans, Feb. 5, 1939
Syd Howe vs. N.Y. Americans, March 2, 1939
*Syd Howe vs. Canadiens, March 23, 1939
- 1939-40 — Syd Howe vs. Canadiens, Dec. 25, 1939
1940-41 — Mud Bruneteau (4) @
N.Y. Americans, March 6, 1941
- 1941-42 — NONE
1942-43 — Carl Liscombe vs. N.Y. Rangers, Nov. 5, 1942
Syd Howe @ Toronto, Dec. 12, 1942
Carl Liscombe vs. N.Y. Rangers, Jan. 24, 1943
*Mud Bruneteau vs. Boston, April 1, 1943
*Don Grosso @ Boston, April 7, 1943
- 1943-44 — Mud Bruneteau (4) vs. Boston, Nov. 7, 1943
Mud Bruneteau vs. Chicago, Nov. 21, 1943
Syd Howe vs. N.Y. Rangers, Jan. 23, 1944
Syd Howe (6) vs. N.Y. Rangers, Feb. 3, 1944
Joe Carveth @ N.Y. Rangers, Feb. 10, 1944
Adam Brown vs. N.Y. Rangers, March 2, 1944
Mud Bruneteau vs. Toronto, March 12, 1944
Carl Liscombe vs. Boston, March 16, 1944
- 1944-45 — Jud McAtee vs. N.Y. Rangers, Nov. 2, 1944
Flash Hollett vs. N.Y. Rangers, Dec. 21, 1944
Joe Carveth vs. Boston, March 4, 1945
*Carl Liscombe (4) vs. Boston, April 3, 1945
- 1945-46 — Adam Brown vs. Boston, Oct. 28, 1945
1946-47 — Pete Horeck (4) vs. Chicago, Jan. 23, 1947
Roy Conacher vs. Canadiens, Feb. 22, 1947
Roy Conacher (4) @
Chicago, March 16, 1947
Ted Lindsay vs. Chicago, March 16, 1947
- 1947-48 — Jim McFadden vs. Chicago, Nov. 22, 1947
1948-49 — Gerry Couture @ Chicago, Nov. 28, 1948
Ted Lindsay @ Chicago, Feb. 2, 1949
- 1949-50 — Sid Abel vs. Boston, Nov. 2, 1949
Gerry Couture (4) @ Boston, Feb. 11, 1950
Gordie Howe @ Boston, Feb. 11, 1950
Gordie Howe vs. Toronto, March 19, 1950
- 1950-51 — Gordie Howe @ Chicago, Jan. 17, 1951
Gordie Howe @ Chicago, Jan. 23, 1951
George Gee @ Chicago, March 11, 1951
Gordie Howe vs. Chicago, March 17, 1951
- 1951-52 — Gordie Howe vs. Canadiens, Dec. 31, 1951
Gordie Howe vs. Canadiens, March 23, 1952
- 1952-53 — Gordie Howe vs. Toronto, Jan. 11, 1953
Gordie Howe vs. Chicago, Jan. 29, 1953
Ted Lindsay (4) vs. Boston, March 2, 1953
- 1953-54 — NONE
1954-55 — Red Kelly vs. Boston, Oct. 21, 1954
Dutch Reibel @ Chicago, Jan. 9, 1955
Gordie Howe vs. Chicago, March 3, 1955
Dutch Reibel vs. Toronto, March 13, 1955
Ted Lindsay vs. Montreal, March 20, 1955
*Ted Lindsay (4) vs. Montreal, April 5, 1955
*Gordie Howe vs. Montreal, April 10, 1955
- 1955-56 — Gordie Howe vs. Boston, Jan. 19, 1956
1956-57 — Ted Lindsay vs. Montreal, Nov. 18, 1956
Gordie Howe vs. N.Y. Rangers, Dec. 25, 1956
Lorne Ferguson @ N.Y. Rangers, Feb. 2, 1957
- 1957-58 — Jack McIntyre vs. Boston, Feb. 22, 1958
1958-59 — Alex Delvecchio @ Chicago, Oct. 18, 1958
Johnny Wilson vs. Boston, Nov. 18, 1958
- 1959-60 — Norm Ullman vs. Boston, Jan. 21, 1960
1960-61 — Howie Glover @ Toronto, Jan. 4, 1961
Norm Ullman (4) vs. N.Y. Rangers, March 14, 1961
- 1961-62 — Vic Stasiuk vs. Boston, Oct. 19, 1961
Norm Ullman vs. Toronto, Dec. 3, 1961
Gordie Howe vs. Toronto, Dec. 31, 1961
- 1962-63 — Norm Ullman vs. N.Y. Rangers, March 14, 1963
1963-64 — Norm Ullman @ Boston, March 8, 1964
Floyd Smith vs. Chicago, March 15, 1964
*Norm Ullman @ Chicago, March 29, 1964
*Norm Ullman vs. Chicago, April 7, 1964
- 1964-65 — Norm Ullman vs. Montreal, Feb. 28, 1965
Norm Ullman @ N.Y. Rangers, March 19, 1965
Gordie Howe vs. Chicago, March 21, 1965
Alex Delvecchio vs. N.Y. Rangers, March 25, 1965
*Norm Ullman vs. Chicago, April 11, 1965
- 1965-66 — Norm Ullman vs. Boston, Dec. 2, 1965
Gordie Howe @ Boston, Dec. 12, 1965
Bruce MacGregor @ Chicago, Dec. 19, 1965
Norm Ullman vs. Toronto, Jan. 16, 1966
- 1966-67 — Paul Henderson (4) vs. N.Y. Rangers, Oct. 27, 1966
Dean Prentice vs. N.Y. Rangers, Jan. 22, 1967
Norm Ullman @ Toronto, Feb. 8, 1967



DETROIT RED WINGS ALL-TIME HAT TRICKS

REGULAR SEASON AND PLAYOFFS

- 1967-68 – Norm Ullman vs. Montreal, Dec. 17, 1967
Floyd Smith vs. Los Angeles, Feb. 1, 1968
Gordie Howe @ St. Louis, March 16, 1968
- 1968-69 – Frank Mahovlich vs. Boston, Oct. 31, 1968
Garry Unger vs. Minnesota, Dec. 15, 1968
Frank Mahovlich vs. Minnesota, Dec. 31, 1968
Pete Stelmowski vs. Los Angeles, Jan. 9, 1969
Frank Mahovlich (4) vs. Oakland, Jan. 12, 1969
Gordie Howe vs. Chicago, Feb. 6, 1969
Frank Mahovlich vs. Los Angeles, Feb. 9, 1969
Gordie Howe vs. Los Angeles, Feb. 16, 1969
- 1969-70 – Gordie Howe vs. Pittsburgh, Nov. 2, 1969
Frank Mahovlich @ Montreal, Nov. 19, 1969
Garry Unger vs. Oakland, Dec. 28, 1969
Alex Delvecchio @ Philadelphia, Jan. 3, 1970
- 1970-71 – NONE
- 1971-72 – Nick Libett @ Buffalo, Jan. 27, 1972
Mickey Redmond vs. California, Feb. 6, 1972
Marcel Dionne vs. Montreal, March 19, 1972
- 1972-73 – Mickey Redmond @ Vancouver, Jan. 12, 1973
Marcel Dionne vs. Montreal, Feb. 22, 1973
- 1973-74 – Guy Charron vs. California, Oct. 21, 1973
Guy Charron vs. Toronto, Nov. 11, 1973
Red Berenson vs. Los Angeles, Jan. 12, 1974
Mickey Redmond vs. N.Y. Islanders, Feb. 24, 1974
- 1974-75 – Mickey Redmond vs. Washington, Oct. 19, 1974
Marcel Dionne vs. N.Y. Rangers, Nov. 20, 1974
Marcel Dionne @ Boston, Dec. 5, 1974
Phil Roberto vs. Toronto, Feb. 9, 1975
Danny Grant @ Vancouver, Feb. 14, 1975
Mickey Redmond vs. N.Y. Rangers, March 22, 1975
- 1975-76 – Michel Bergeron @ Washington, Dec. 12, 1975
Michel Bergeron (4) vs. St. Louis, March 18, 1976
- 1976-77 – Dan Maloney vs. Cleveland, Nov. 19, 1976
Dennis Hextall vs. Atlanta, Dec. 18, 1976
- 1977-78 – Dale McCourt vs. Washington, Jan. 22, 1978
Paul Woods vs. Vancouver, Feb. 12, 1978
Dale McCourt vs. Atlanta, Feb. 16, 1978
Dale McCourt vs. Atlanta, March 22, 1978
- 1978-79 – Vaclav Nedomansky vs. Chicago, Oct. 28, 1978
Errol Thompson @ Boston, Dec. 7, 1978
Dale McCourt vs. Vancouver, Dec. 20, 1978
Dale McCourt vs. Pittsburgh, Feb. 18, 1979
Vaclav Nedomansky vs. Colorado, Feb. 25, 1979
Andre St. Laurent vs. Colorado, Feb. 25, 1979
Vaclav Nedomansky vs. St. Louis, Feb. 28, 1979
- 1979-80 – Vaclav Nedomansky @ Winnipeg, Oct. 17, 1979
Errol Thompson @ Chicago, Dec. 16, 1979
Mike Foligno @ Québec, Jan. 27, 1980
Mike Foligno vs. Pittsburgh, Jan. 31, 1980
- 1980-81 – Dale McCourt @ Colorado, Dec. 20, 1980
Reed Larson @ Pittsburgh, Jan. 3, 1981
Dale McCourt vs. N.Y. Rangers, Feb. 19, 1981
- 1981-82 – Mike Foligno vs. Calgary, Oct. 29, 1981
John Ogrodnick vs. Calgary, Oct. 29, 1981
- John Ogrodnick vs. Los Angeles, Nov. 5, 1981
Mark Osborne @ St. Louis, Dec. 1, 1981
- 1982-83 – John Ogrodnick vs. Calgary, Dec. 12, 1982
Reed Larson @ Pittsburgh, Feb. 15, 1983
Ivan Boldirev vs. Hartford, Feb. 20, 1983
- 1983-84 – Ron Duguay vs. Chicago, Nov. 3, 1983
Steve Yzerman vs. Toronto, Dec. 23, 1983
John Ogrodnick vs. Toronto, Dec. 23, 1983
Ivan Boldirev @ Toronto, Feb. 19, 1984
Ivan Boldirev (4) @ Los Angeles, March 24, 1984
- 1984-85 – John Ogrodnick vs. Toronto, Dec. 4, 1984
Lane Lambert @ Calgary, Dec. 28, 1984
Ron Duguay vs. Chicago, Feb. 17, 1985
Danny Gare vs. Vancouver, Feb. 27, 1985
Reed Larson vs. Vancouver, Feb. 27, 1985
Ron Duguay vs. Minnesota, March 1, 1985
John Ogrodnick @ Edmonton, March 13, 1985
Ron Duguay @ Vancouver, March 15, 1985
Steve Yzerman @ Toronto, March 30, 1985
- 1985-86 – Danny Gare vs. Pittsburgh, Oct. 30, 1985
Warren Young @ St. Louis, Dec. 7, 1985
Petr Klima @ Chicago, March 5, 1986
Petr Klima vs. Chicago, March 22, 1986
- 1986-87 – Shawn Burr @ Philadelphia, Nov. 13, 1986
Petr Klima @ Boston, March 2, 1987
- 1987-88 – Tim Higgins vs. Chicago, Dec. 4, 1987
Gerard Gallant vs. Minnesota, Dec. 18, 1987
Bob Probert vs. St. Louis, Dec. 31, 1987
Steve Yzerman @ Winnipeg, Jan. 3, 1988
Steve Yzerman @ Montreal, Feb. 6, 1988
Gerard Gallant vs. New Jersey, Feb. 12, 1988
Gerard Gallant vs. N.Y. Rangers, March 26, 1988
*Petr Klima vs. Toronto, April 7, 1988
*Petr Klima vs. St. Louis, April 21, 1988
- 1988-89 – Steve Yzerman vs. Philadelphia, Nov. 4, 1988
Steve Yzerman @ Philadelphia, Nov. 12, 1988
Gerard Gallant vs. St. Louis, Jan. 4, 1989
Dave Barr @ N.Y. Islanders, Feb. 21, 1989
*Steve Yzerman vs. Chicago, April 6, 1989
- 1989-90 – Steve Yzerman vs. Chicago, Dec. 15, 1989
Jimmy Carson @ Toronto, Dec. 27, 1989
Shawn Burr vs. Minnesota, Jan. 9, 1990
Steve Yzerman (4) vs. Edmonton, Jan. 31, 1990
Steve Yzerman vs. Los Angeles, Feb. 14, 1990
- 1990-91 – Steve Yzerman @ Toronto, Nov. 17, 1990
Johan Garpenlov (4) vs. St. Louis, Nov. 23, 1990
Steve Yzerman @ Winnipeg, Dec. 22, 1990
Steve Yzerman @ St. Louis, Jan. 26, 1991
Jimmy Carson vs. Québec, March 5, 1991
*Steve Yzerman vs. St. Louis, April 4, 1991
- 1991-92 – Ray Sheppard @ Calgary, Nov. 12, 1991
Steve Yzerman vs. Calgary, Dec. 3, 1991
Paul Ysebaert vs. Toronto, Jan. 3, 1992
Steve Yzerman vs. Buffalo, Jan. 29, 1992
Kevin Miller @ Buffalo, Feb. 12, 1992



DETROIT RED WINGS ALL-TIME HAT TRICKS

REGULAR SEASON AND PLAYOFFS

	Jimmy Carson vs. San Jose, Feb. 15, 1992				
	Steve Yzerman @ Minnesota, Apr. 4, 1992				
	*Ray Sheppard @ Minnesota, Apr. 24, 1992				
1992-93	— Steve Yzerman @ St. Louis, Oct. 24, 1992				
	Jimmy Carson vs. Pittsburgh, Nov. 13, 1992				
	Steve Yzerman @ Calgary, Jan. 26, 1993				
	Steve Yzerman @ Chicago, Feb. 14, 1993				
	*Dino Ciccarelli vs. Toronto, Apr. 29, 1993				
1993-94	— Shawn Burr @ Buffalo, Oct. 18, 1993				
	Ray Sheppard @ San Jose, Jan. 6, 1994				
	Vyacheslav Kozlov @ San Jose, Jan. 6, 1994				
	Ray Sheppard vs. Winnipeg, Jan. 29, 1994				
	Sergei Fedorov vs. Calgary, Mar. 1, 1994				
	Dino Ciccarelli (4) @ Vancouver, Apr. 5, 1994				
1995	— Ray Sheppard vs. Vancouver, Jan. 24, 1995				
	Sergei Fedorov (4) vs. Los Angeles, Feb. 12, 1995				
	*Dino Ciccarelli @ Dallas, May 11, 1995				
1995-96	— Vyacheslav Kozlov (4) @ Montreal, Dec. 2, 1995				
	*Steve Yzerman @ St. Louis, May 8, 1996				
1996-97	— Brendan Shanahan vs. Toronto, Nov. 27, 1996				
	Sergei Fedorov (5) vs. Washington, Dec. 26, 1996				
	Brendan Shanahan @ Pittsburgh, Feb. 8, 1997				
	Brendan Shanahan vs. San Jose, Feb. 12, 1997				
1997-98	— Doug Brown vs. New Jersey, Dec. 19, 1997				
	Kirk Maltby @ Toronto, Dec. 27, 1997				
1998-99	— Brendan Shanahan vs. St. Louis, Oct. 16, 1998				
	Vyacheslav Kozlov @ Buffalo, Feb. 21, 1999				
	Brendan Shanahan @ Phoenix, March 5, 1999				
	*Steve Yzerman vs. Anaheim, Apr. 21, 1999				
1999-00	— Martin Lapointe vs. NY Rangers, March 26, 2000				
	*Martin Lapointe vs. Los Angeles Kings, Apr. 15, 2000				
2000-01	— Sergei Fedorov vs. Boston, Nov. 22, 2001				
	Brendan Shanahan (4) vs. Calgary, March 15, 2001				
	Tomas Holmstrom @ San Jose, March 18, 2001				
2001-02	— Brendan Shanahan @ San Jose, October 4, 2001				
	Brett Hull @ St. Louis, January 26, 2002				
	*Brett Hull @ Vancouver, April 27, 2002				
	*Darren McCarty vs. Colorado, May 18, 2002				
2002-03	— Sergei Fedorov vs. Pittsburgh, October 25, 2002				
	Brendan Shanahan vs. Edmonton, February 20, 2003				
	Brett Hull vs. Ottawa, March 16, 2003				
	Brett Hull @ St. Louis, March 29, 2003				
2003-04	— Brendan Shanahan vs. Nashville, March 14, 2004				
2005-06	— Jason Williams vs. Columbus, October 22, 2005				
	Mathieu Schneider @ San Jose, November 26, 2005				
	Brendan Shanahan @ Chicago, April 13, 2006				
2006-07	— Mathieu Schneider vs. Phoenix, October 11, 2006				
	DAN CLEARY @ Columbus, December 28, 2006				
	Tomas Holmstrom @ Phoenix, January 11, 2007				
	HENRIK ZETTERBERG @ Phoenix, February 17, 2007				
	Tomas Holmstrom @ Nashville, February 24, 2007				
2007-08	— HENRIK ZETTERBERG vs. Minnesota, December 7, 2007				
	HENRIK ZETTERBERG vs. Columbus, March 19, 2008				
	* JOHAN FRANZEN vs. Colorado, April 26, 2008				
	* JOHAN FRANZEN @ Colorado, May 1, 2008				
	* PAVEL DATSYUK @ Dallas, May 12, 2008				
2008-09	— NONE				
2009-10	— HENRIK ZETTERBERG vs. Anaheim, November 14, 2009				
	* HENRIK ZETTERBERG @ Phoenix, April 16, 2010				
	* JOHAN FRANZEN (4) vs. San Jose, May 6, 2010				
2010-11	— Nicklas Lidstrom vs. St. Louis, December 15, 2010				
	Patrick Eaves vs. Dallas, December 29, 2010				
	JOHAN FRANZEN (5) @ Ottawa, February 2, 2011				
2011-12	— JOHAN FRANZEN vs. Colorado, November 8, 2011				
2012-13	— HENRIK ZETTERBERG vs. St. Louis, February 1, 2013				
	JUSTIN ABDELKADER @ Anaheim, March 22, 2013				
	GUSTAV NYQUIST @ Washington, February 2, 2014				
2013-14	— JOHAN FRANZEN @ Ottawa, February 27, 2014				
	DARREN HELM @ Toronto, March 29, 2014				
2014-15	— HENRIK ZETTERBERG vs. Buffalo, January 18, 2015				
	*-Playoffs				
	ACTIVE PLAYERS IN BOLD CAPITALS				
		Regular Season	Playoffs	Combined	
	3-Goal Games	228	24	252	
	4-Goal Games	20	3	23	
	5-Goal Games	2	0	2	
	6-Goal Games	1	0	1	
	TOTAL HAT TRICKS	251	27	278	



GAME-BY-GAME STANLEY CUP PLAYOFFS RESULTS

1929

DETROIT VS. TORONTO

Date	W/L	Score	Home/Away
3/19	L	1-3	Home
3/21	L	1-4	Away

Toronto won series 7 goals to 2

1932

DETROIT VS. MONTREAL MAROONS

Date	W/L	Score	Home/Away
3/27	TIE	1-1	Home
3/29	L	0-2*	Away

*Shutout by Flat Walsh

Montreal won series 3 goals to 1

1933

DETROIT VS. MONTREAL MAROONS

Date	W/L	Score	Home/Away
3/25	W	2-0*	Away
3/28	W	3-2	Home

*Shutout by John Roach

Detroit won series 5 goals to 2

DETROIT VS. NEW YORK RANGERS

Date	W/L	Score	Home/Away
3/30	L	0-2*	Away
4/2	L	3-4	Home

*Shutout by Andy Aitkenhead

New York Rangers won series 6 goals to 3

1934

DETROIT VS. TORONTO

Date	W/L	Score	Home/Away
3/22	W	2-1(OT)#	Away
3/24	W	6-3	Away
3/26	L	1-3	Home
3/28	L	1-5	Home
3/30	W	1-0*	Home

*Shutout by Wilf Cude

#Herbie Lewis scored at 1:33 of OT

Detroit won series 3 games to 2

DETROIT VS. CHICAGO (FINALS)

Date	W/L	Score	Home/Away
4/3	L	1-2(OT)#	Home
4/5	L	1-4	Home
4/8	W	5-2	Away
4/10	L	0-1(OT)## *	Away

#Paul Thompson Scored at 1:10 of 2ND OT

##Mush March Scored at 10:05 of 2ND OT

*Shutout by Chuck Gardiner

Chicago won series 3 games to 1

1936

DETROIT VS. MONTREAL MAROONS

Date	W/L	Score	Home/Away
3/24	W	1-0(OT)# *	Away
3/26	W	3-0*	Home
3/29	W	2-1	Home

#Mud Bruneteau scored at 16:30 of 6TH OT

*Shutouts by Norm Smith

Detroit won series 3 games to 0

STANLEY CUP FINALS

DETROIT VS. TORONTO

Date	W/L	Score	Home/Away
4/5	W	3-1	Home
4/7	W	9-4	Home
4/9	L	3-4(OT)#	Away
4/11	W	3-2	Away

#Buzz Boll Scored at :31 of OT

Detroit won series 3 games to 1

1935-36 Detroit Red Wings - John Sorrell, Syd Howe, Marty Barry, Herbie Lewis, Larry Aurie, Mud Bruneteau, Wally Kilrea, Hec Kilrea, Gord Pettinger, Bucko McDonald, Ralph Bowman, Pete Kelly, Doug Young (Captain), Ebbie Goodfellow, Normie Smith, Jack Adams (Manager/Coach), Honey Walker (Trainer).

1937

DETROIT VS. MONTREAL CANADIENS

Date	W/L	Score	Home/Away
3/23	W	4-0*	Home
3/25	W	5-1	Home
3/27	L	1-3	Away
3/30	L	2-3	Away
4/1	W	2-1(OT)#	Away

#Hec Kilrea scored at 11:49 of 3RD OT

*Shutout by Norm Smith

Detroit won series 3 games to 2

STANLEY CUP FINALS

DETROIT VS. NEW YORK RANGERS

Date	W/L	Score	Home/Away
4/6	L	1-5	Away
4/8	W	4-2	Home
4/11	L	0-1*	Home
4/13	W	1-0**	Home
4/15	W	3-0**	Home

*Shutout by Dave Kerr

**Shutouts by Earl Robertson

Detroit won series 3 games to 2

1936-37 Detroit Red Wings - Normie Smith, Pete Kelly, Larry Aurie, Herbie Lewis, Hec Kilrea, Mud Bruneteau, Syd Howe, Wally Kilrea, Jimmy Franks, Bucko McDonald, Gordon Pettinger, Ebbie Goodfellow, Johnny Gallagher, Scotty Bowman, Johnny Sorrell, Marty Barry, Earl Robertson, Johnny Sherf, Howard Mackie, Jack Adams (Manager-Coach), Honey Walker (Trainer)

1939

DETROIT VS. MONTREAL CANADIENS

Date	W/L	Score	Home/Away
3/21	L	0-2*	Away
3/23	W	7-3+	Home
3/26	W	1-0(OT)##**	Home

+Hat trick by Syd Howe

*Shutout by Claude Bourque

**Shutout by Cecil Thompson

#Marty Barry scored at 7:47 of OT

Detroit won series 2 games to 1

DETROIT VS. TORONTO

Date	W/L	Score	Home/Away
3/28	L	1-4	Away
3/30	W	3-1	Home
4/1	L	4-5(OT)#	Away

#Gordie Drillon scored at 5:42 of OT

Toronto won series 2 games to 1



GAME-BY-GAME STANLEY CUP PLAYOFFS RESULTS

1940

DETROIT VS. NEW YORK AMERICANS

Date	W/L	Score	Home/Away
3/19	W	2-1(OT)#	Home
3/22	L	4-5	Away
3/24	W	3-1	Home

#Syd Howe scored at :25 of OT

Detroit won series 2 games to 1

DETROIT VS. TORONTO

Date	W/L	Score	Home/Away
3/26	L	1-2	Away
3/28	L	1-3	Home

Toronto won series 2 games to 0

1941

DETROIT VS. NEW YORK RANGERS

Date	W/L	Score	Home/Away
3/20	W	2-1(OT)#	Home
3/23	L	1-3	Away
3/25	W	3-2	Home

#Syd Howe scored at 12:01 of OT

Detroit won series 2 games to 1

DETROIT VS. CHICAGO

Date	W/L	Score	Home/Away
3/27	W	3-1	Home
3/30	W	2-1(OT)#	Away

#Gus Giesebricht scored at 9:15 of OT

Detroit won series 2 games to 0

STANLEY CUP FINALS

DETROIT VS. BOSTON

Date	W/L	Score	Home/Away
4/6	L	2-3	Away
4/8	L	1-2	Away
4/10	L	2-4	Home
4/12	L	1-3	Home

Boston won series 4 games to 0

1942

DETROIT VS. MONTREAL

Date	W/L	Score	Home/Away
3/22	W	2-1	Home
3/24	L	0-5*	Away
3/26	W	6-2	Home

*Shutout by Paul Bibeault

Detroit won series 2 games to 1

DETROIT VS. BOSTON

Date	W/L	Score	Home/Away
3/29	W	6-4	Away
3/31	W	3-1	Home

Detroit won series 2 games to 0

STANLEY CUP FINALS

DETROIT VS. TORONTO

Date	W/L	Score	Home/Away
4/4	W	3-2	Away
4/7	W	4-2	Away
4/9	W	5-2	Home
4/12	L	3-4	Home
4/14	L	3-9	Away
4/16	L	3-0*	Home
4/18	L	1-3	Away

*Shutout by Turk Broda

Toronto won series 4 games to 3

1943

DETROIT VS. TORONTO

Date	W/L	Score	Home/Away
3/21	W	4-2	Home
3/23	L	2-3 (OT)#	Home
3/25	W	4-2	Away
3/27	L	3-6	Away
3/28	W	4-2	Home
3/30	W	3-2 (OT)##	Away

#Jack McLean scored at 10:18 of 4th OT

##Adam Brown scored 9:21 of OT

Detroit won series 4 games to 2

STANLEY CUP FINALS

DETROIT VS. BOSTON (FINALS)

Date	W/L	Score	Home/Away
4/1	W	6-2+	Home
4/4	W	4-3	Home
4/7	W	4-0+++	Away
4/8	W	2-0*	Away

+Hat trick by Mud Bruneteau

++Hat trick by Don Grosso

*Shutouts by John Mowers

Detroit won series 4 games to 0

1942-43 - Detroit Red Wings - Jack Stewart, Jimmy Orlando, Sid Abel, Alex Motter, Harry Watson, Joe Carveth, Mud Bruneteau, Eddie Wares, Johnny Mowers, Cully Simon, Don Grosso, Carl Liscombe, Adam Brown, Syd Howe, Les Douglas, Harold Jackson, Joe Fisher, Connie Brown, Jack Adams (Manager), Ebbie Goodfellow (Coach), Honey Walker (Trainer).

1944

DETROIT VS. CHICAGO

Date	W/L	Score	Home/Away
3/21	L	1-2	Home
3/23	W	4-1	Home
3/26	L	0-2*	Away
3/28	L	1-7	Away
3/30	L	2-5	Home

*Shutout by Mike Karakas

Chicago won series 4 games to 1

1945

DETROIT VS. BOSTON

Date	W/L	Score	Home/Away
3/20	L	3-4	Home
3/22	L	2-4	Home
3/25	W	3-2	Away
3/27	W	3-2	Away
3/29	W	3-2 (OT)#	Home
4/1	L	3-5	Away
4/3	W	5-3+	Home

#Mud Bruneteau scored at 17:12 of OT

+Hat trick by Carl Liscombe

Detroit won series 4 games to 3



GAME-BY-GAME STANLEY CUP PLAYOFFS RESULTS

STANLEY CUP FINALS

DETROIT VS. TORONTO

Date	W/L	Score	Home/Away
4/6	L	0-1*	Home
4/8	L	0-2*	Home
4/12	L	0-1*	Away
4/14	W	5-3	Away
4/19	W	2-0**	Home
4/21	W	1-0(OT)**	Away
4/22	L	1-2	Home

*Shutouts by Frank McCool

**Shutouts by Harry Lumley

#Eddie Bruneteau scored at 14:16 of OT

Toronto won series 4 games to 3

1946

DETROIT VS. BOSTON

Date	W/L	Score	Home/Away
3/19	L	1-3	Away
3/21	W	3-0*	Away
3/24	L	2-5	Home
3/26	L	1-4	Home
3/28	L	3-4 (OT)#	Away

*Shutout by Harry Lumley

#Don Gallinger scored at 9:51 of OT

Boston won series 4 games to 1

1947

DETROIT VS. TORONTO

Date	W/L	Score	Home/Away
3/26	L	2-3(OT)#	Away
3/29	W	9-1	Away
4/1	L	1-4	Home
4/3	L	1-4	Home
4/5	L	1-6	Away

#Howie Meeker scored at 3:05 of OT

Toronto won series 4 games to 1

1948

DETROIT VS. NEW YORK RANGERS

Date	W/L	Score	Home/Away
3/24	W	2-1	Home
3/26	W	5-2	Home
3/28	L	2-3	Away
3/30	L	1-3	Away
4/1	W	3-1	Home
4/4	W	4-2	Away

Detroit won series 4 games to 2

STANLEY CUP FINALS

DETROIT VS. TORONTO

Date	W/L	Score	Home/Away
4/7	L	3-5	Away
4/10	L	2-4	Away
4/11	L	0-2*	Home
4/14	L	2-7	Home

*Shutout by Turk Broda

Toronto won series 4 games to 0

1949

DETROIT VS. MONTREAL

Date	W/L	Score	Home/Away
3/22	W	2-1(OT)#	Home
3/24	L	3-4(OT)##	Home
3/26	L	2-3	Away
3/29	W	3-1	Away
3/31	W	3-1	Home
4/2	L	1-3	Away
4/5	W	3-1	Home

#Max McNab scored at 4:52 of 3rd OT

##Gerry Plamondon scored at 2:59 of OT

Detroit won series 4 games to 3

STANLEY CUP FINALS

DETROIT VS. TORONTO

Date	W/L	Score	Home/Away
4/8	L	2-3(OT)#	Home
4/10	L	1-3	Home
4/13	L	1-3	Away
4/16	L	1-3	Away

#Joe Klukay scored at 17:31 of OT

Toronto won series 4 games to 0

1950

DETROIT VS. TORONTO

Date	W/L	Score	Home/Away
3/28	L	0-5*	Home
3/30	W	3-1	Home
4/1	L	0-2*	Away
4/4	W	2-1(OT)#	Away
4/6	L	0-2*	Home
4/8	W	4-0**	Away
4/9	W	1-0(OT)# **	Home

*Shutouts by Turk Broda

**Shutouts by Harry Lumley

#Leo Reise scored at :38 of 2ND OT

##Leo Reise scored at 8:39 of OT

Detroit won series 4 games to 3

STANLEY CUP FINALS

DETROIT VS. NEW YORK RANGERS

Date	W/L	Score	Home/Away
4/11	W	4-1	Home
4/13	L	1-3 -	Away
4/15	W	4-0* -	Away
4/17	L	3-4 (OT)#	Home
4/20	L	1-2 (OT)##	Home
4/22	W	5-4	Home
4/23	W	4-3 (OT)###	Home

-Games Played in Toronto

*Shutout by Harry Lumley

#Don Raleigh scored at 8:54 of OT

##Don Raleigh scored at 1:38 of OT

###Pete Babando scored at 8:31 of 2nd OT

Detroit won series 4 games to 3

1949-50 - Detroit Red Wings - Harry Lumley, Jack Stewart, Leo Reise Jr., Clare Martin, Al Dewsbury, Lee Fogolin, Marcel Pronovost, Red Kelly, Ted Lindsay, Sid Abel (Captain), Gordie Howe, George Gee, Jimmy Peters, Marty Pavelich, Jim McFadden, Pete Babando, Max McNab, Gerry Couture, Joe Carveth, Steve Black, Johnny Wilson, Larry Wilson, Doug McKay, Jack Adams (Manager), Tommy Ivan (Coach), Carl Mattson (Trainer).



GAME-BY-GAME STANLEY CUP PLAYOFFS RESULTS

1951

DETROIT VS. MONTREAL

Date	W/L	Score	Home/Away
3/27	L	2-3 (OT)#	Home
3/29	L	0-1(OT)## *	Home
3/31	W	2-0**	Away
4/3	W	4-1	Away
4/5	L	2-5	Home
4/7	L	2-3	Away

#Maurice Richard scored at 1:09 of 4th OT

##Maurice Richard scored at 2:20 of 3rd OT

*Shutout by Terry Sawchuk

**Shutout by Gerry McNeil

Montreal won series 4 games to 2

1952

DETROIT VS. TORONTO

Date	W/L	Score	Home/Away
3/25	W	3-0*	Home
3/27	W	1-0*	Home
3/29	W	6-2	Away
4/1	W	3-1	Away

*Shutouts by Terry Sawchuk

Detroit won series 4 games to 0

STANLEY CUP FINALS

DETROIT VS. MONTREAL

Date	W/L	Score	Home/Away
4/10	W	3-1	Away
4/12	W	2-1	Away
4/13	W	3-0*	Home
4/15	W	3-0*	Home

*Shutouts by Terry Sawchuk

Detroit won series 4 games to 0

1951-52 - Detroit Red Wings - Terry Sawchuk, Bob Goldham, Benny Voit, Red Kelly, Leo Reise Jr., Marcel Pronovost, Ted Lindsay, Tony Leswick, Gordie Howe, Metro Prystai, Marty Pavelich, Sid Abel (Captain), Glen Skov, Alex Delvecchio, Johnny Wilson, Vic Stasiuk, Larry Zeidel, Glenn Hall, Jack Adams (Manager), Tommy Ivan (Coach), Carl Mattson (Trainer).

1953

DETROIT VS. BOSTON

Date	W/L	Score	Home/Away
3/24	W	7-0*	Home
3/26	L	3-5	Home
3/29	L	1-2(OT)#	Away
3/31	L	2-6	Away
4/2	W	6-4	Home
4/5	L	2-4	Away

*Shutout by Terry Sawchuk

#Jack McIntyre scored at 12:29 of OT

Boston won series 4 games to 2

1954

DETROIT VS. TORONTO

Date	W/L	Score	Home/Away
3/23	W	5-0*	Home
3/25	L	1-3	Home
3/27	W	3-1	Away
3/30	W	2-1	Away
4/1	W	4-3 (OT)#	Home

*Shutout by Terry Sawchuk

#Ted Lindsay scored at 1:01 of 2nd OT

Detroit won series 4 games to 1

STANLEY CUP FINALS

DETROIT VS. MONTREAL

Date	W/L	Score	Home/Away
4/4	W	3-1	Home
4/6	L	1-3	Home
4/8	W	5-2	Away
4/10	W	2-0*	Away
4/11	L	0-1(OT)## **	Home
4/13	L	1-4	Away
4/16	W	2-1(OT)##	Home

*Shutout by Terry Sawchuk

**Shutout by Gerry McNeil

#Kenny Mosdell scored at 5:45 of OT

##Tony Leswick scored at 4:29 of OT

Detroit won series 4 games to 3

1953-54 - Detroit Red Wings - Terry Sawchuk, Red Kelly, Bob Goldham, Benny Voit, Marcel Pronovost, Al Arbour, Keith Allen, Ted Lindsay (Captain), Tony Leswick, Gordie Howe, Marty Pavelich, Alex Delvecchio, Metro Prystai, Glen Skov, Johnny Wilson, Bill Dineen, Jimmy Peters, Dutch Reibel, Gilles Dube, Dave Gatherum, Jack Adams (Manager), Tommy Ivan (Coach), Carl Mattson (Trainer).

1955

DETROIT VS. TORONTO

Date	W/L	Score	Home/Away
3/22	W	7-4	Home
3/24	W	2-1	Home
3/26	W	2-1	Away
3/29	W	3-0*	Away

*Shutout by Terry Sawchuk

Detroit won series 4 games to 0

STANLEY CUP FINALS

DETROIT VS. MONTREAL

Date	W/L	Score	Home/Away
4/3	W	4-2	Home
4/5	W	7-1+	Home
4/7	L	2-4	Away
4/9	L	3-5	Away
4/10	W	5-1++	Home
4/12	L	3-6	Away
4/14	W	3-1	Home

+4-Goal hat trick by Ted Lindsay

++Hat trick by Gordie Howe

Detroit won series 4 games to 3

1954-55 - Detroit Red Wings - Terry Sawchuk, Red Kelly, Bob Goldham, Marcel Pronovost, Benny Voit, Jim Hay, Larry Hillman, Ted Lindsay (Captain), Tony Leswick, Gordie Howe, Alex Delvecchio, Marty Pavelich, Glen Skov, Dutch Reibel, Johnny Wilson, Bill Dineen, Vic Stasiuk, Marcel Bonin, Jack Adams (Manager), Jimmy Skinner (Coach), Carl Mattson (Trainer).

1956

DETROIT VS. TORONTO

Date	W/L	Score	Home/Away
3/20	W	3-2	Home
3/22	W	3-1	Home
3/24	W	5-4(OT)#	Away
3/27	L	0-2*	Away
3/29	W	3-1	Home

#Ted Lindsay scored at 4:22 of OT

*Shutout by Harry Lumley

Detroit won series 4 games to 1



GAME-BY-GAME STANLEY CUP PLAYOFFS RESULTS

STANLEY CUP FINALS

DETROIT VS. MONTREAL

Date	W/L	Score	Home/Away
3/31	L	4-6	Away
4/3	L	1-5	Away
4/5	W	3-1	Home
4/8	L	0-3*	Home
4/10	L	1-3	Away

*Shutout by Jacques Plante

Montreal won series 4 games to 1

1957

DETROIT VS. BOSTON

Date	W/L	Score	Home/Away
3/26	L	1-3	Home
3/28	W	7-2	Home
3/31	L	3-4	Away
4/2	L	0-2*	Away
4/4	L	3-4	Home

*Shutout by Don Simmons

Boston won series 4 games to 1

1958

DETROIT VS. MONTREAL

Date	W/L	Score	Home/Away
3/25	L	1-8	Away
3/27	L	1-5	Away
3/30	L	1-2(OT)#	Home
4/1	L	3-4	Home

#Andre Pronovost scored at 11:52 of OT

Montreal won series 4 games to 0

1960

DETROIT VS. TORONTO

Date	W/L	Score	Home/Away
3/23	W	2-1	Away
3/26	L	2-4	Away
3/27	L	4-5 (OT)#	Home
3/29	W	2-1(OT)##	Home
4/2	L	4-5	Away
4/3	L	2-4	Home

#Frank Mahovlich scored at 3:00 of 3rd OT

##Gerry Melnyk scored at 1:54 of OT

Toronto won series 4 games to 2

1961

DETROIT VS. TORONTO

Date	W/L	Score	Home/Away
3/22	L	2-3(OT)#	Away
3/25	W	4-2	Away
3/26	W	2-0*	Home
3/28	W	4-1	Home
4/1	W	3-2	Away

#George Armstrong scored at 4:51 of 2nd OT

*Shutout by Terry Sawchuk

Detroit won series 4 games to 1

STANLEY CUP FINALS

DETROIT VS. CHICAGO

Date	W/L	Score	Home/Away
4/6	L	2-3	Away
4/8	W	3-1	Home
4/10	L	1-3	Away
4/12	W	2-1	Home
4/14	L	3-6	Away
4/16	L	1-5	Home

Chicago won series 4 games to 2

1963

DETROIT VS. CHICAGO

Date	W/L	Score	Home/Away
3/26	L	4-5	Away
3/28	L	2-5	Away
3/31	W	4-2	Home
4/2	W	4-1	Home
4/4	W	4-2	Away
4/7	W	7-4	Home

Detroit won series 4 games to 2

STANLEY CUP FINALS

DETROIT VS. TORONTO

Date	W/L	Score	Home/Away
4/9	L	2-4	Away
4/11	L	2-4	Away
4/14	W	3-2	Home
4/16	L	2-4	Home
4/18	L	1-3	Away

Toronto won series 4 games to 1

1964

DETROIT VS. CHICAGO

Date	W/L	Score	Home/Away
3/26	L	1-4	Away
3/29	W	5-4+	Away
3/31	W	3-0*	Home
4/2	L	2-3 (OT)#	Home
4/5	L	2-3	Away
4/7	W	7-2+	Home
4/9	W	4-2	Away

+Hat tricks by Norm Ullman

#Murray Balfour scored at 8:21 of OT

*Shutout by Terry Sawchuk

Detroit won series 4 games to 3

STANLEY CUP FINALS

DETROIT VS. TORONTO

Date	W/L	Score	Home/Away
4/11	L	2-3	Away
4/14	W	4-3(OT)#	Away
4/16	W	4-3	Home
4/18	L	2-4	Home
4/21	W	2-1	Away
4/23	L	3-4(OT)##	Home
4/25	L	0-4*	Away

#Larry Jeffrey scored at 7:52 of OT

##Bobby Baun scored at 1:43 of OT

*Shutout by Johnny Bower

Toronto won series 4 games to 3

1965

DETROIT VS. CHICAGO

Date	W/L	Score	Home/Away
4/1	W	4-3	Home
4/4	W	6-3	Home
4/6	L	2-5	Away
4/8	L	1-2	Away
4/11	W	4-2+	Home
4/13	L	0-4*	Away
4/15	L	2-4	Home

+Hat trick by Norm Ullman

*Shutout by Glenn Hall

Chicago won series 4 games to 3



GAME-BY-GAME STANLEY CUP PLAYOFFS RESULTS

1966

DETROIT VS. CHICAGO

Date	W/L	Score	Home/Away
4/7	L	1-2	Away
4/10	W	7-0*	Away
4/12	L	1-2	Home
4/14	W	5-1	Home
4/17	W	5-3	Away
4/19	W	3-2	Home

*Shutout by Roger Crozier

Detroit won series 4 games to 2

STANLEY CUP FINALS

DETROIT VS. MONTREAL

Date	W/L	Score	Home/Away
4/24	W	3-2	Away
4/26	W	5-2	Away
4/28	L	2-4	Home
5/1	L	1-2	Home
5/3	L	3-5	Away
5/5	L	2-3(OT)#	Home

#Henri Richard scored at 2:20 of OT

Montreal won series 4 games to 2

1970

DETROIT VS. CHICAGO

Date	W/L	Score	Home/Away
4/8	L	2-4	Away
4/9	L	2-4	Away
4/11	L	2-4	Home
4/12	L	2-4	Home

Chicago won series 4 games to 0

1978

DETROIT VS. ATLANTA

Date	W/L	Score	Home/Away
4/11	W	5-3	Away
4/13	W	3-2	Home

Detroit won series 2 games to 0

DETROIT VS. MONTREAL

Date	W/L	Score	Home/Away
4/17	L	2-6	Away
4/19	W	4-2	Away
4/21	L	2-4	Home
4/23	L	0-8*	Home
4/25	L	2-4	Away

*Shutout by Ken Dryden

Montreal won series 4 games to 1

1984

DETROIT VS. ST. LOUIS

Date	W/L	Score	Home/Away
4/4	L	2-3	Away
4/5	W	5-3	Away
4/7	L	3-4(OT)#	Home
4/8	L	2-3(OT)##	Home

#Mark Reeds scored at 17:07 of 2nd OT

##Jorgen Pettersson scored at 2:42 of OT

St. Louis won series 3 games to 1

1985

DETROIT VS. CHICAGO

Date	W/L	Score	Home/Away
4/10	L	5-9	Away
4/11	L	1-6	Away
4/13	L	2-8	Home

Chicago won series 3 games to 0

1987

DETROIT VS. CHICAGO

Date	W/L	Score	Home/Away
4/8	W	3-1	Home
4/9	W	5-1	Home
4/11	W	4-3(OT)#	Away
4/12	W	3-1	Away

#Shawn Burr scored at 4:51 of OT

Detroit won series 4 games to 0

DETROIT VS. TORONTO

Date	W/L	Score	Home/Away
4/21	L	2-4	Home
4/23	L	2-7	Home
4/24	W	4-2	Away
4/27	L	2-3(OT)#	Away
4/29	W	3-0*	Home
5/1	W	4-2	Away
5/3	W	3-0*	Home

#Mike Allison scored at 9:31 of OT

*Shutouts by Glen Hanlon

Detroit won series 4 games to 3

DETROIT VS. EDMONTON

Date	W/L	Score	Home/Away
5/5	W	3-1	Away
5/7	L	1-4	Away
5/9	L	1-2	Home
5/11	L	2-3	Home
5/13	L	3-6	Away

Edmonton won series 4 games to 1

1988

DETROIT VS. TORONTO

Date	W/L	Score	Home/Away
4/6	L	2-6	Home
4/7	W	6-2+	Home
4/9	W	6-3	Away
4/10	W	8-0*	Away
4/12	L	5-6(OT)#	Home
4/14	W	5-3	Away

+Hat trick by Peter Klima

#Ed Olczyk scored at :34 of OT

*Shutout by Glen Hanlon

Detroit won series 4 games to 2

DETROIT VS. ST. LOUIS

Date	W/L	Score	Home/Away
4/19	W	5-4	Home
4/21	W	6-0+*	Home
4/23	L	3-6	Away
4/25	W	3-1	Away
4/27	W	4-3	Home

*Shutout by Greg Stefan

+Hat trick by Peter Klima

Detroit won series 4 games to 1

DETROIT VS. EDMONTON

Date	W/L	Score	Home/Away
5/3	L	1-4	Away
5/5	L	3-5	Away
5/7	W	5-2	Home
5/9	L	3-4(OT)#	Home
5/11	L	4-8	Away

#Jari Kurri scored at 11:02 of OT

Edmonton won series 4 games to 1



GAME-BY-GAME STANLEY CUP PLAYOFFS RESULTS

1989

DETROIT VS. CHICAGO

Date	W/L	Score	Home/Away
4/5	W	3-2	Home
4/6	L	4-5(OT)#+	Home
4/8	L	2-4	Away
4/10	L	2-3	Away
4/11	W	6-4	Home
4/13	L	1-7	Away

#Duane Sutter scored at 14:36 of OT

+Hat trick by Steve Yzerman

Chicago won series 4 games to 2

1991

DETROIT VS. ST. LOUIS

Date	W/L	Score	Home/Away
4/4	W	6-3+	Away
4/6	L	2-4	Away
4/8	W	5-2	Home
4/10	W	4-3	Home
4/12	L	1-6	Away
4/14	L	0-3*	Home
4/16	L	2-3	Away

+Hat trick by Steve Yzerman

*Shutout by Vincent Riendeau

St. Louis won series 4 games to 3

1992

DETROIT VS. MINNESOTA

Date	W/L	Score	Home/Away
4/18	L	3-4	Home
4/20	L	2-4	Home
4/22	W	5-4(OT)#	Away
4/24	L	4-5	Away
4/26	W	3-0*	Home
4/28	W	1-0(OT)## * Away	Home
4/30	W	5-2	Home

#Yves Racine scored at 1:15 of OT

*Shutouts by Tim Cheveldae

##Sergei Fedorov scored at 16:13 of OT

Detroit won series 4 games to 3

DETROIT VS. CHICAGO

Date	W/L	Score	Home/Away
5/2	L	1-2	Home
5/4	L	1-3	Home
5/6	L	4-5	Away
5/8	L	0-1*	Away

*Shutout by Ed Belfour

Chicago won series 4 games to 0

1993

DETROIT VS. TORONTO

Date	W/L	Score	Home/Away
4/19	W	6-3	Home
4/21	W	6-2	Home
4/23	L	3-4	Away
4/25	L	2-3	Away
4/27	L	4-5(OT)#	Home
4/29	W	7-3+	Away
5/1	L	3-4(OT)##	Home

#Mike Foligno scored at 2:05 of OT

+Hat trick by Dino Ciccarelli

##Nikolai Borschevsky scored at 2:35 of OT

Toronto won series 4 games to 3

1994

DETROIT VS. SAN JOSE

Date	W/L	Score	Home/Away
4/18	L	4-5	Home
4/20	W	4-0*	Home
4/22	W	3-2	Away
4/23	L	3-4	Away
4/26	L	4-6	Away
4/28	W	7-1	Home
4/30	L	2-3	Home

*Shutout by Chris Osgood

San Jose won series 4 games to 3

1995

DETROIT VS. DALLAS

Date	W/L	Score	Home/Away
5/7	W	4-3	Home
5/9	W	4-1	Home
5/11	W	5-1+	Away
5/14	L	1-4	Away
5/15	W	3-1	Home

+Hat trick by Dino Ciccarelli

Detroit won series 4 games to 1

DETROIT VS. SAN JOSE

Date	W/L	Score	Home/Away
5/21	W	6-0*	Home
5/23	W	6-2	Home
5/25	W	6-2	Away
5/27	W	6-2	Away

*Shutout by Mike Vernon

Detroit won series 4 games to 0

DETROIT VS. CHICAGO

Date	W/L	Score	Home/Away
6/1	W	2-1(OT)#	Home
6/4	W	3-2	Home
6/6	W	4-3(OT)##	Away
6/8	L	2-5	Away
6/11	W	2-1(OT)###	Home

#Nicklas Lidstrom scored at 1:01 of OT

##Vladimir Konstantinov scored at 9:25 of 2nd OT

###Vyacheslav Kozlov scored at 2:25 of 2nd OT

Detroit won series 4 games to 1

STANLEY CUP FINALS

DETROIT VS. NEW JERSEY

Date	W/L	Score	Home/Away
6/17	L	1-2	Home
6/20	L	2-4	Home
6/22	L	2-5	Away
6/24	L	2-5	Away

New Jersey won series 4 games to 0

1996

DETROIT VS. WINNIPEG

Date	W/L	Score	Home/Away
4/17	W	4-1	Home
4/19	W	4-0*	Home
4/21	L	1-4	Away
4/23	W	6-1	Away
4/26	L	1-3	Home
4/28	W	4-1	Away

*Shutout by Chris Osgood

Detroit won series 4 games to 2



GAME-BY-GAME STANLEY CUP PLAYOFFS RESULTS

DETROIT VS. ST. LOUIS

Date	W/L	Score	Home/Away
5/3	W	3-2	Home
5/5	W	8-3	Home
5/8	L	4-5(OT)#	Away
5/10	L	0-1*	Away
5/12	L	2-3	Home
5/14	W	4-2	Away
5/16	W	1-0(OT)##	Home

#Igor Kravchuk scored at 3:23 of OT

*Shutout by Jon Casey

##Steve Yzerman scored at 1:15 of 2nd OT

Detroit won series 4 games to 3

DETROIT VS. COLORADO

Date	W/L	Score	Home/Away
5/19	L	2-3(OT)#	Home
5/21	L	0-3*	Home
5/23	W	6-4	Away
5/25	L	2-4	Away
5/27	W	5-2	Home
5/29	L	1-4	Away

#Mike Keane scored at 17:31 of OT

*Shutout by Patrick Roy

Colorado won series 4 games to 2

1997

DETROIT VS. ST. LOUIS

Date	W/L	Score	Home/Away
4/16	L	0-2*	Home
4/18	W	2-1	Home
4/20	W	3-2	Away
4/22	L	0-4*	Away
4/25	W	5-2	Home
4/27	W	3-1	Away

*Shutouts by Grant Fuhr

Detroit won series 4 games to 2

DETROIT VS. ANAHEIM

Date	W/L	Score	Home/Away
5/2	W	2-1(OT)#	Home
5/4	W	3-2(OT)##	Home
5/6	W	5-3	Away
5/8	W	3-2(OT)###	Away

#Martin Lapointe scored at :59 of OT

##Vyacheslav Kozlov scored at 1:31 of 3rd OT

###Brendan Shanahan scored at 17:03 of 2nd OT

Detroit won series 4 games to 0

DETROIT VS. COLORADO

Date	W/L	Score	Home/Away
5/15	L	1-2	Away
5/17	W	4-2	Away
5/19	W	2-1	Home
5/22	W	6-0*	Home
5/24	L	0-6**	Away
5/26	W	3-1	Home

*Shutout by Mike Vernon

**Shutout by Patrick Roy

Detroit won series 4 games to 2

STANLEY CUP FINALS

DETROIT VS. PHILADELPHIA

Date	W/L	Score	Home/Away
5/31	W	4-2	Away
6/3	W	4-2	Away
6/5	W	6-1	Home
6/7	W	2-1	Home

Detroit won series 4 games to 0

1996-97- Detroit Red Wings - Steve Yzerman (Captain), Doug Brown, Mathieu Dandenault, Kris Draper, Sergei Fedorov, Viacheslav Fetisov, Kevin Hodson, Tomas Holmstrom, Joe Kocur, Vladimir Konstantinov, Vyacheslav Kozlov, Martin Lapointe, Igor Larionov, Nicklas Lidstrom, Kirk Maltby, Darren McCarty, Larry Murphy, Chris Osgood, Jamie Pushor, Bob Rouse, Tomas Sandstrom, Brendan Shanahan, Tim Taylor, Mike Vernon, Aaron Ward, Mike Ilitch (Owner/ Chairman), Marian Ilitch (Owner), Atanas Ilitch, Christopher Ilitch (Vice Presidents), Denise Ilitch Lites, Ronald Ilitch, Michael Ilitch, Jr., Lisa Ilitch Murray, Carole Ilitch Trepeck, Jim Devellano (Senior Vice President), Scotty Bowman (Head Coach/ Director of Player Personal), Ken Holland (Asst. General Manager) Barry Smith, Dave Lewis (Associate Coaches), Mike Krushelnyski (Assistant Coach), Jim Nill (Director of Player Development), Dan Belisle, Mark Howe, (Pro Scouts), Haken Andersson (Director of European Scouting), John Wharton, (Athletic Trainer), Paul Boyer (Equipment Manger), Tim Abbott, (Asst. Equipment Manager), Sergei Mnatsakanov (Masseur).

1998

DETROIT VS. PHOENIX

Date	W/L	Score	Home/Away
4/22	W	6-3	Home
4/24	L	4-7	Home
4/26	L	2-3	Away
4/28	W	4-2	Away
4/30	W	3-1	Home
5/3	W	5-2	Away

Detroit won series 4 games to 2

DETROIT VS. ST. LOUIS

Date	W/L	Score	Home/Away
5/8	L	2-4	Home
5/10	W	6-1	Home
5/12	W	3-2(OT)#	Away
5/14	W	5-2	Away
5/17	L	1-3	Home
5/19	W	6-1	Away

#Brendan Shanahan scored at 1:12 of 2ND OT

Detroit won series 4 games to 2

DETROIT VS. DALLAS

Date	W/L	Score	Home/Away
5/24	W	2-0*	Away
5/26	L	1-3	Away
5/29	W	5-3	Home
5/31	W	3-2	Home
6/3	L	2-3(OT)#	Away
6/5	W	2-0*	Home

*Shutout by Chris Osgood

#Jamie Langenbrunner scored at :46 of OT

Detroit won series 4 games to 2

STANLEY CUP FINALS

DETROIT VS. WASHINGTON

Date	W/L	Score	Home/Away
6/9	W	2-1	Home
6/11	W	5-4(OT)#	Home
6/13	W	2-1	Away
6/16	W	4-1	Away

#Kris Draper scored at 15:24 of OT

Detroit won series 4 games to 0

1997-98 - Detroit Red Wings - Steve Yzerman (Captain), Doug Brown, Mathieu Dandenault, Kris Draper, Anders Eriksson, Sergei Fedorov, Viacheslav Fetisov, Brent Gilchrist, Kevin Hodson, Tomas Holmstrom, Mike Knuble, Joe Kocur, Vyacheslav Kozlov, Martin Lapointe, Igor Larionov, Nicklas



GAME-BY-GAME STANLEY CUP PLAYOFFS RESULTS

Lidstrom, Jamie Macoun, Kirk Maltby, Darren McCarty, Dimitri Mironov, Larry Murphy, Chris Osgood, Bob Rouse, Brendan Shanahan, Aaron Ward, Mike Ilitch (Owner/Chairman), Marian Ilitch (Owner), Atanas Ilitch, Christopher Ilitch (Vice Presidents), Denise Ilitch, Ronald Ilitch, Michael Ilitch, Jr., Lisa Ilitch Murray, Carole Ilitch Trepeck, Jim Devellano (Senior Vice President), Scotty Bowman (Head Coach), Ken Holland (General Manager), Don Waddell (Asst. General Manager), Barry Smith, Dave Lewis (Associate Coaches), Jim Bedard (Goaltending Consultant), Jim Nill (Director of Player Development), Dan Belisle, Mark Howe (Pro Scouts), Haken Andersson (Director of European Scouting), Mark Leach (USA Scout), Joe McDonnell (Eastern Scout), Bruce Haralson (Western Scout), John Wharton (Athletic Trainer), Paul Boyer (Equipment Manger), Tim Abbott (Asst. Equipment Manager), Bob Heddleston (Masseur), Wally Crossman (Dressing Room Assistant).

1999

DETROIT VS. ANAHEIM

Date	W/L	Score	Home/Away
4/21	W	5-3	Home
4/23	W	5-1	Home
4/25	W	4-2	Away
4/27	W	3-0*	Away

*Shutout by Chris Osgood

Detroit won series 4 games to 0

DETROIT VS. COLORADO

Date	W/L	Score	Home/Away
5/7	W	3-2(OT)#	Away
5/9	W	4-0*	Away
5/11	L	3-5	Home
5/13	L	2-6	Home
5/16	L	0-3**	Away
5/18	L	2-5	Home

#Kirk Maltby scored at 4:18 of OT

*Shutout by Bill Ranford

**Shutout by Patrick Roy

Colorado won series 4 games to 2

2000

DETROIT VS. LOS ANGELES

Date	W/L	Score	Home/Away
4/13	W	2-0*	Home
4/15	W	8-5+	Home
4/17	W	2-1	Away
4/19	W	3-0*	Away

*Shutouts by Chris Osgood

+Hat trick by Martin Lapointe

Detroit won series 4 games to 0

DETROIT VS. COLORADO

Date	W/L	Score	Home/Away
4/27	L	0-2*	Away
4/29	L	1-3	Away
5/1	W	3-1	Home
5/3	L	2-3(OT)#	Home
5/5	L	2-4	Away

*Shutout by Patrick Roy

#Chris Drury scored at 10:21 of OT

Colorado won series 4 games to 1

2001

DETROIT VS. LOS ANGELES

Date	W/L	Score	Home/Away
4/11	W	5-3	Home
4/14	W	4-0*	Home
4/15	L	1-2	Away
4/18	L	3-4(OT)#	Away
4/21	L	2-3	Home
4/23	L	2-3(OT)##	Away

*Shutout by Chris Osgood

#Eric Belanger scored at 2:36 of OT

##Adam Deadmarsh scored at 4:48 of OT

Los Angeles won series 4 games to 2

2002

DETROIT VS. VANCOUVER

Date	W/L	Score	Home/Away
4/17	L	3-4(OT)#	Home
4/19	L	2-5	Home
4/21	W	3-1	Away
4/23	W	4-2	Away
4/25	W	4-0*	Home
4/27	W	6-4+	Away

+Hat Trick by Brett Hull

*Shutout by Dominik Hasek

#Henrik Sedin scored at 13:59 of OT

Detroit won series 4 games to 2

DETROIT VS. ST. LOUIS

Date	W/L	Score	Home/Away
5/2	W	2-0*	Home
5/4	W	3-2	Home
5/7	L	1-6	Away
5/9	W	4-3	Away
5/11	W	4-0*	Home

*Shutouts by Dominik Hasek

Detroit won series 4 games to 1

DETROIT VS. COLORADO

Date	W/L	Score	Home/Away
5/18	W	5-3+	Home
5/20	L	3-4(OT)#	Home
5/22	W	2-1(OT)##	Away
5/25	L	2-3	Away
5/27	L	1-2(OT)###	Home
5/29	W	2-0*	Away
5/31	W	7-0*	Home

+Hat trick by Darren McCarty

#Chris Drury scored at 2:17 of OT

##Fredrik Olausson scored at 12:44 of OT

###Peter Forsberg scored at 6:24 of OT

*Shutouts by Dominik Hasek

Detroit won series 4 games to 3

STANLEY CUP FINALS

DETROIT VS. CAROLINA

Date	W/L	Score	Home/Away
6/4	L	2-3(OT)#	Home
6/6	W	3-1	Home
6/8	W	3-2(OT)##	Away
6/10	W	3-0*	Away
6/13	W	3-1	Home

#Ron Francis scored at :58 of OT

##Igor Larionov scored at 14:47 of 3RD OT



GAME-BY-GAME STANLEY CUP PLAYOFFS RESULTS

*Shutout by Dominik Hasek

Detroit won series 4 games to 1

2001-02 - Detroit Red Wings - Steve Yzerman (Captain),

Chris Chelios, Mathieu Dandenault, Pavel Datsyuk, Boyd

Devereaux, Kris Draper, Steve Duchesne, Sergei Fedorov,

Jiri Fischer, Dominik Hasek, Tomas Holmstrom, Brett Hull,

Igor Larionov, Manny Legace, Nicklas Lidstrom, Kirk Maltby,

Darren McCarty, Fredrik Olausson, Luc Robitaille, Brendan

Shanahan, Jiri Slegel, Jason Williams, Mike Ilitch (Owner/

Gov.), Marian Ilitch (Owner/Sec.-Tres.), Ronald Ilitch, Michael

Ilitch, Jr., Lisa Ilitch Murray, Atanas Ilitch, Carole Ilitch-

Trepeck, Jim Devellano (Sr. V.P.), Christopher Ilitch (V.P.),

Denise Ilitch (Alt. Governor), Ken Holland (G.M.), Jim Nill

(Asst. G.M.), Scotty Bowman (Head Coach), Jim Berard

(Goaltending Consultant), Joe Kocur (Video Coord.), John

Wharton (Trainer), Paul Boyer (Equipment Mgr.), Piet Van

Zant (Asst. Trainer), Tim Abbott (Asst. Equipment Mgr.),

Sergei Tchekmarev (Masseur), Dan Belisle, Mark Howe, Bob

McCammon (Pro Scouts), Hakan Andersson (Dir. of European

Scouting), Mark Leach, Bruce Haralson, Joe McDonnell,

Glenn Merkosky (Scouts).

2003

DETROIT VS. ANAHEIM

Date	W/L	Score	Home/Away
4/10	L	2-3(OT)#	Home
4/12	L	2-3	Home
4/14	L	1-2	Away
4/16	L	2-3(OT)##	Away

#Paul Kariya scored at 3:18 of 3RD OT

##Steve Ruchin scored at 6:53 of OT

Anaheim won series 4 games to 0

2004

DETROIT VS. NASHVILLE

Date	W/L	Score	Home/Away
4/7	W	3-1	Home
4/10	W	2-1	Home
4/11	L	1-3	Away
4/13	L	0-3*	Away
4/15	W	4-1	Home
4/17	W	2-0**	Away

*Shutout by Tomas Vokoun

**Shutout by Curtis Joseph Detroit won series 4 games to 2

DETROIT VS. CALGARY

Date	W/L	Score	Home/Away
4/22	L	1-2(OT)#	Home
4/24	W	5-2	Home
4/27	L	2-3	Away
4/29	W	4-2	Away
5/1	L	0-1*	Home
5/3	L	0-1(OT)# *	Away

*Shutouts by Miikka Kiprusoff

#Marcus Nilson scored at 2:39 of OT

##Martin Gelas scored at 19:13 of OT

Calgary won series 4 games to 2

2006

DETROIT VS. EDMONTON

Date	W/L	Score	Home/Away
4/21	W	3-2 (OT)#	Home
4/23	L	2-4	Home
4/25	L	3-4 (OT)#	Away
4/27	W	4-2	Away
4/29	L	2-3	Home
5/1	L	4-3	Away

#Kirk Maltby at 2:39 of 2ND OT

##Jarret Stoll at 8:44 of 2ND OT

Edmonton won series 4 games to 2

2007

DETROIT VS. CALGARY

Date	W/L	Score	Home/Away
4/12	W	4-1	Home
4/15	W	3-1	Home
4/17	L	2-3	Away
4/19	L	2-3	Away
4/21	W	5-1	Home
4/22	W	2-1(OT)#	Away

#Johan Franzen scored at 4:23 of 2nd OT

Detroit won series 4 games to 2

DETROIT VS. SAN JOSE

Date	W/L	Score	Home/Away
4/26	L	0-2*	Home
4/28	W	3-2	Home
4/30	L	1-2	Away
5/2	W	3-2 (OT)#	Away
5/5	W	4-1	Home
5/7	W	2-0**	Away

*Shutout by Evgeni Nabakov

**Shutout by Dominik Hasek

#Mathieu Schneider scored at 16:04 of OT

Detroit won series 4 games to 2

DETROIT VS. ANAHEIM

Date	W/L	Score	Home/Away
5/11	W	2-1	Home
5/13	L	3-4(OT)#	Home
5/15	W	5-0*	Away
5/17	L	3-5	Away
5/20	L	1-2(OT)##	Home
5/22	L	3-4	Away

*Shutout by Dominik Hasek

#Scott Niedermayer scored at 14:17 of OT

##Temmu Selanne scored at 11:57 of OT

Anaheim won series 4 games to 2

2008

DETROIT VS. NASHVILLE

Date	W/L	Score	Home/Away
4/10	W	3-1	Home
4/12	W	4-2	Home
4/14	L	3-5	Away
4/16	L	2-3	Away
4/18	W	2-1(OT)#	Home
4/20	W	3-0*	Away

*Shutout by Chris Osgood

#Johan Franzen scored at 1:48 of OT

Detroit won series 4 games to 2



GAME-BY-GAME STANLEY CUP PLAYOFFS RESULTS

DETROIT VS. COLORADO

Date	W/L	Score	Home/Away
4/24	W	4-3	Home
4/26	W	5-1+	Home
4/29	W	4-3	Away
5/1	W	8-2+	Away

+Hat tricks by Johan Franzen
Detroit won series 4 games to 0

DETROIT VS. DALLAS

Date	W/L	Score	Home/Away
5/8	W	4-1	Home
5/10	W	2-1	Home
5/12	W	5-2+	Away
5/14	L	1-3	Away
5/17	L	1-2	Home
5/19	W	4-1	Away

+Hat trick by Pavel Datsyuk
Detroit won series 4 games to 2

STANLEY CUP FINALS

DETROIT VS. PITTSBURGH

Date	W/L	Score	Home/Away
5/24	W	4-0*	Home
5/26	W	3-0*	Home
5/28	L	2-3	Away
5/31	W	2-1	Away
6/2	L	3-4 (OT)#	Home
6/4	W	3-2	Away

#Petr Sykora scored at 9:57 of 3rd OT
*Shutout by Chris Osgood
Detroit won series 4 games to 2

2007-08 – Detroit Red Wings – Niklas Lidstrom (Captain), Chris Chelios, Dallas Drake, Daniel Cleary, Pavel Datsyuk, Kris Draper, Jiri Hudler, Johan Franzen, Tomas Holmstrom, Niklas Kronwall, Brian Rafalski, Brett Lebeda, Valtteri Filppula, Andreas Lilja, Kirk Maltby, Aaron Downey, Chris Osgood, Mikael Samuelsson, Dominik Hasek, Tomas Kopecky, Henrik Zetterberg, Brad Stuart, Darren McCarty, Darren Helm, Derek Meech, Michael Ilitch (Owner-Gov.), Marian Ilitch (Owner/Sec.-Tres.), Christopher Ilitch (VP/Alt. Gov.), Denise Ilitch, Ronald Ilitch, Michael Ilitch, Jr., Lisa Ilitch Murray, Atanas Ilitch, Carole Ilitch, Jim Develiano (Sr. VP/Alt. Gov.), Ken Holland (GM/Alt. Gov./VP), Steve Yzerman (VP/Alt. Gov.), Jim Nill (Asst. GM/VP), Ryan Martin (Dir. Hockey Ops.), Scotty Bowman (Consultant), Mike Babcock (Head Coach), Todd McLellan (Associate Coach), Paul MacLean (Assistant Coach), Jim Bedard (Goaltending Consultant), Jay Woodcroft (Video Coordinator), Mark Howe (Dir. Pro Scouting), Joe McDonnell (Dir. Amateur Scouting), Hakan Andersson (Dir. Amateur Scouting Europe), Piet Van Zant (Trainer), Paul Boyer (Equip. Mgr.), Russ Baumann (Asst. Trainer), Christopher Scoppetto (Asst. Equip. Mgr.)

2009

DETROIT VS. COLUMBUS

Date	W/L	Score	Home/Away
4/16	W	4-1	Home
4/18	W	4-0*	Home
4/21	W	4-1	Away
4/23	W	6-5	Away

* Shutout by Chris Osgood
Detroit won series 4 games to 0

DETROIT VS. ANAHEIM

Date	W/L	Score	Home/Away
5/1	W	3-2	Home
5/3	L	3-4 (OT)#	Home
5/5	L	1-2	Away
5/7	W	6-3	Away
5/10	W	4-1	Home
5/12	L	1-2	Away
5/14	W	4-3	Home

Todd Marchant scored at 1:15 of 3OT
Detroit won series 4 games to 3

DETROIT VS. CHICAGO

Date	W/L	Score	Home/Away
5/17	W	5-2	Home
5/19	W	3-2 (OT)#	Home
5/22	L	3-4 (OT)##	Away
5/24	W	6-1	Away
5/27	W	2-1 (OT)###	Home

Mikael Samuelsson scored at 5:14 of OT
Patrick Sharp scored at 1:52 of OT
Darren Helm scored at 3:58 of OT
Detroit won series 4 games to 1

STANLEY CUP FINALS

DETROIT VS. PITTSBURGH

Date	W/L	Score	Home/Away
5/30	W	3-1	Home
5/31	W	3-1	Home
6/2	L	2-4	Away
6/4	L	2-4	Away
6/6	W	5-0*	Home
6/9	L	1-2	Away
6/12	L	1-2	Home

*Shutout by Chris Osgood
Pittsburgh won series 4 games to 3

2010

DETROIT VS. PHOENIX

Date	W/L	Score	Home/Away
4/14	L	2-3	Away
4/16	W	7-4+	Away
4/18	L	2-4	Home
4/20	W	3-0*	Home
4/23	W	4-1	Away
4/25	L	2-5	Home
4/27	W	6-1	Away

+Hat trick by Henrik Zetterberg
*Shutout by Jimmy Howard
Detroit won series 4 games to 3

DETROIT VS. SAN JOSE

Date	W/L	Score	Home/Away
4/29	L	3-4	Away
5/2	L	3-4	Away
5/4	L	3-4(OT)#	Home
5/6	W	7-1+	Home
5/8	L	1-2	Away

#Patrick Marleau scored at 7:07 of OT
+4-goal game by Johan Franzen
San Jose won series 4 games to 1



GAME-BY-GAME STANLEY CUP PLAYOFFS RESULTS

2011

DETROIT VS. PHOENIX

Date	W/L	Score	Home/Away
4/13	W	4-2	Home
4/16	W	4-3	Home
4/18	W	4-2	Away
4/20	W	6-3	Away

Detroit won series 4 games to 0

DETROIT VS. SAN JOSE

Date	W/L	Score	Home/Away
4/29	L	1-2 OT#	Away
5/1	L	1-2	Away
5/4	L	3-4 (OT)##+	Home
5/6	W	4-3	Home
5/8	W	4-3	Away
5/10	W	3-1	Home
5/12	L	2-3	Away

San Jose won series 4 games to 3

#Benn Ferriero Scored At 7:03 of OT

##Devin Setoguchi Scored At 9:21 of OT

+ Hat Trick by Devin Setoguchi

2012

DETROIT VS. NASHVILLE

Date	W/L	Score	Home/Away
4/11	L	2-3	Away
4/13	W	3-2	Away
4/15	L	2-3	Home
4/17	L	1-3	Home
4/20	L	1-2	Away

Nashville won series 4 games to 1

2013

DETROIT VS. ANAHEIM

Date	W/L	Score	Home/Away
4/30	L	1-3	Away
5/2	W	5-4 (OT)#	Away
5/4	L	0-4*	Home
5/6	W	3-2 (OT)##	Home
5/8	L	2-3 (OT)###	Away
5/10	W	4-3 (OT)####	Home
5/12	W	3-2	Away

#Gustav Nyquist scored at 1:21 of OT

*Shutout by Jonas Hiller

##Damien Brunner scored at 15:10 of OT

###Nick Bonino scored at 1:54 of OT

####Henrik Zetterberg scored at 1:04 of OT

Detroit won series 4 games to 3

DETROIT VS. CHICAGO

Date	W/L	Score	Home/Away
5/15	L	1-4	Away
5/18	W	4-1	Away
5/20	W	3-1	Home
5/23	W	2-0*	Home
5/25	L	1-4	Away
5/27	L	3-4	Home
5/29	L	1-2 (OT)#	Away

*Shutout by Jimmy Howard

#Brent Seabrook scored at 3:35 of OT

Chicago won series 4 games to 3

2014

DETROIT VS. BOSTON

Date	W/L	Score	Home/Away
4/18	W	1-0*	Away
4/20	L	1-4	Away
4/22	L	0-3**	Home
4/24	L	2-3 (OT)#	Home
4/26	L	2-4	Away

*Shutout by Jimmy Howard

**Shutout by Tuukka Rask

#Jarome Iginla scored at 13:32

Boston won series 4 games to 1

2015

DETROIT VS. TAMPA BAY

Date	W/L	Score	Home/Away
4/16	W	3-2	Away
4/18	L	1-5	Away
4/21	W	3-0*	Home
4/23	L	2-3#	Home
4/25	W	4-0*	Away
4/27	L	2-5	Home
4/29	L	0-2**	Away

* Shutouts by Petr Mrazek

** Shutout by Ben Bishop

#Tyler Johnson scored at 2:25 of OT

Tampa Bay won series 4 games to 3



RED WINGS TEAM PLAYOFFS RECORDS

MOST GOALS FOR, ONE PERIOD: 6

– at Toronto, Mar. 29, 1947, 3rd period, Detroit 9, Toronto 1;

MOST GOALS FOR, ONE GAME: 9

– vs. Toronto, Apr. 7, 1936, Detroit 9, Toronto 4;
– vs. Toronto, Mar. 29, 1947, Detroit 9, Toronto 1

MOST GOALS FOR, ONE YEAR: 76

– 2009 (18 vs. Columbus, 22 vs. Anaheim, 19 vs. Chicago, 17 vs. Pittsburgh)

MOST GOALS AGAINST, ONE YEAR: 57

– 1987 (20 vs. Chicago, 14 vs. Toronto, 23 vs. Edmonton)

MOST GOALS FOR, ONE SERIES: 32

– vs. Toronto, 1988

MOST GOALS AGAINST, ONE PERIOD: 5

– at Toronto, April 14, 1942, 2nd period, Toronto 9, Detroit 3;
– at Montreal, March 25, 1958, 1st period, Montreal 8, Detroit 1

MOST GOALS AGAINST, ONE SERIES: 25

– vs. Toronto, 1942; Chicago, 1989

MOST GOALS FOR, ONE HOME GAME: 9

– vs. Toronto Apr. 7, 1936, Detroit 9, Toronto 4

MOST GOALS AGAINST, ONE HOME GAME: 8

– vs. Montréal, Apr. 23, 1978, Montréal 8, Detroit 0;
– vs. Chicago, April 13, 1985, Chicago 8, Detroit 2

MOST GOALS FOR, ONE ROAD GAME: 9

– vs. Toronto, Mar. 29, 1947, Detroit 9, Toronto 1

MOST GOALS AGAINST, ONE ROAD GAME: 9

– vs. Toronto, Apr. 14, 1942, Toronto 9, Detroit 3;
– vs. Chicago, April 10, 1985, Chicago 9, Detroit 5

FASTEST TWO GOALS: *5 seconds

– Apr. 11, 1965, second period vs. Chicago (both by Norm Ullman, 17:35, 17:40 against Glenn Hall), Detroit 4, Chicago 2

FASTEST THREE GOALS: 1:30

– Mar. 29, 1947, third period at Toronto (Jim Conacher, 17:30, Roy Conacher, 18:30; Ed Bruneteau, 19:00), Detroit 9, Toronto 1

FASTEST FOUR GOALS: 4:46

– Mar. 23, 1939, third period vs. Montréal Canadiens (Syd Howe, 13:44; Syd Howe, 14:39; Sid Abel, 17:02; Ed Ware, 18:30), Detroit 7, Montréal 3

MOST POWER-PLAY GOALS, ONE YEAR: 23

– 2009 vs. Columbus, Anaheim, Chicago, Dallas

MOST POWER-PLAY GOALS, ONE SERIES: 11

– vs. Toronto, 1988

MOST POWER-PLAY GOALS FOR, ONE GAME: 4

– vs. Montréal Canadiens Mar. 23, 1939, Detroit 7, Montréal 3;
– vs. Chicago Apr. 4, 1965, Detroit 6, Chicago 3;
– vs. Chicago Apr. 10, 1966, Detroit 7, Chicago 0;
– vs. Toronto, Apr. 29, 1993, Detroit 7, Toronto 3;
– vs. Winnipeg, Apr. 23, 1996, Detroit 6, Winnipeg 1
– vs. Phoenix, May 3, 1998, Detroit 5, Phoenix 2

MOST POWER-PLAY GOALS FOR, ONE PERIOD: 3

– vs. Atlanta Apr. 11, 1978, Detroit 5, Atlanta 3;
– vs. Winnipeg Apr. 23, 1996, Detroit 6, Winnipeg 1;
– vs. St. Louis May 5, 1996, Detroit 8, St. Louis 3
– vs. Phoenix, May 3, 1998, Detroit 5, Phoenix 2
– vs. Pittsburgh, June 6, 2009, Detroit 5, Pittsburgh 0

MOST POWER-PLAY GOALS AGAINST, ONE YEAR: 20

– 1988 vs. Toronto, St. Louis, Edmonton

MOST POWER-PLAY GOALS AGAINST, ONE SERIES:

– 10 vs. Chicago, 1989

MOST POWER-PLAY GOALS AGAINST, ONE GAME: 4

– vs. Chicago, Mar. 28, 1963, Chicago 5, Detroit 2

MOST SHORTHANDED GOALS FOR, ONE GAME: 2

– vs. Toronto, Apr. 5, 1936 (Syd Howe, Bucko McDonald), Detroit 3, Toronto 1;
– vs. Toronto, Apr. 29, 1993 (Steve Yzerman, Paul Ysebaert), Detroit 7, Toronto 3;



RED WINGS TEAM PLAYOFFS RECORDS

- vs. Winnipeg, Apr. 12, 1996 (Coffey, Brown), Detroit 4, St. Louis 0
- vs. Vancouver, Apr. 27, 2002 (Lidstrom, Hull), Detroit 6, Vancouver 4
- vs. Calgary, Apr. 21, 2007 (CLEARY, Chelios) Detroit 5, Calgary 1

MOST SHORTHANDED GOALS, ONE PERIOD: 2

- vs. Toronto, Apr. 29, 1993 (Steve Yzerman, Paul Ysebaert), Detroit 7, Toronto 3
- vs. Vancouver, Apr. 27, 2002 (Lidstrom, Hull), Detroit 6, Vancouver 4
- vs. Calgary, Apr. 21, 2007 (CLEARY, Chelios) Detroit 5, Calgary 1

MOST SHORTHANDED GOALS, ONE YEAR: 7

- 2002 vs. Vancouver, St. Louis, Colorado, Carolina

MOST SHORTHANDED GOALS AGAINST, ONE GAME: 2

- vs. Montréal, Apr. 23, 1978, Montréal 8, Detroit 0;
- vs. Chicago, Apr. 11, 1989, Detroit 6, Chicago 4
- vs. Phoenix, Apr. 24, 1998, Phoenix 7, Detroit 4

MOST SHORTHANDED GOALS AGAINST, ONE PERIOD: 2

- vs. Montréal, Apr. 23, 1978, Montréal 8, Detroit 0
- vs. Phoenix, Apr. 24, 1998, Phoenix 7, Detroit 4 (both SHG unassisted by Jeremy Roenick)

MOST SHORTHANDED GOALS AGAINST, ONE YEAR: 4

- vs. Chicago, 1989

MOST PENALTY MINUTES, ONE GAME: *152

- vs. St. Louis, Apr. 12, 1991

MOST PENALTY MINUTES, ONE PERIOD: 114

- vs. St. Louis, Apr. 12, 1991

MOST PENALTIES, ONE GAME: 33

- vs. St. Louis, Apr. 12, 1991

MOST PENALTIES, ONE PERIOD: 20

- vs. St. Louis, Apr. 12, 1991

MOST CONSECUTIVE VICTORIES, ONE YEAR: 9

- 2008 vs. Nashville, Colorado and Dallas

MOST CONSECUTIVE VICTORIES: 11

- Final five games of 1998 (Dallas, Washington) and first six games of 1999 (Anaheim, Colorado)

MOST CONSECUTIVE DEFEATS: 8

- Final four games of 1966 Finals vs. Montréal; first four in '70 vs. Chicago

MOST CONSECUTIVE HOME VICTORIES: 11

- Apr. 16, 1954, vs. Montréal; Mar. 22-24, 1955, vs. Toronto; Apr. 3-5-10-14, 1955, vs. Montréal; Mar. 20-22-29, 1956, vs. Toronto; April 5, 1956, vs. Montréal

MOST CONSECUTIVE HOME DEFEATS: 5

- Apr. 22, 1945, vs. Toronto; Mar. 24-26, 1946, vs. Boston; Apr. 1-3, 1947, vs. Toronto; Apr. 28-May 1-5, 1966, vs. Montréal; Apr. 11-12, 1970, vs. Chicago; Apr. 21-23, 1978, vs. Montréal; Apr. 7-8, 1985, vs. St. Louis; Apr. 13, 1985, vs. Chicago

MOST CONSECUTIVE ROAD VICTORIES: 6 (twice)

- Apr. 28, 1998 vs. Phoenix; May 3, 1998 vs. Phoenix; May 12, 1998 vs. St. Louis; May 14, 1998 vs. St. Louis; May 19, 1998 vs. St. Louis; May 24, 1998 vs. Dallas
- June 13, 1998 vs. Washington; June 16, 1998 vs. Washington; Apr. 25, 1999 vs. Anaheim; Apr. 27, 1999 vs. Anaheim; May 7, 1999 vs. Colorado; May 9, 1999 vs. Colorado

MOST CONSECUTIVE ROAD DEFEATS: 8

- Mar. 27, 1956, vs. Toronto; Mar. 31, 1956, vs. Montréal; Apr. 3-10, 1956, vs. Montréal; Mar. 31-Apr. 10, 1957, vs. Boston; Mar. 25-27, 1958, vs. Montréal

MOST CONSECUTIVE SEASONS QUALIFYING FOR PLAYOFFS: 24

- 1991 through present

MOST CONSECUTIVE SEASONS NOT QUALIFYING FOR PLAYOFFS: 7

- 1971 through '77

EARLIEST PLAYOFF DATE: Mar. 19

- 1929 vs. Toronto; 1940 vs. New York Americans;
- 1946 vs. Boston

LATEST PLAYOFF DATE: June 24 - 1995 vs. New Jersey

*-NHL record

#-Shares NHL record

ACTIVE PLAYERS IN CAPITALS



RED WINGS INDIVIDUAL PLAYOFFS RECORDS

- MOST YEARS IN PLAYOFFS:** 20 – Steve Yzerman, Nicklas Lidstrom
MOST CONSECUTIVE YEARS IN PLAYOFFS: 20 – Nicklas Lidstrom (1992-2012)#
MOST GAMES, CAREER: 263 – Nicklas Lidstrom
MOST POINTS, CAREER: 185 – Steve Yzerman
MOST GOALS, CAREER: 70 – Steve Yzerman
MOST ASSISTS, CAREER: 129 – Nicklas Lidstrom
MOST GAMES, ONE YEAR: 23 – 14 Players on 2002 team and 13 players on 2009 team
MOST POINTS, ONE YEAR: 27
– HENRIK ZETTERBERG, 13 goals, 14 assists, 2008, 22 games
MOST GOALS, ONE YEAR: 13
– JOHAN FRANZEN, 2008, 16 games
– HENRIK ZETTERBERG, 2008, 22 games
MOST ASSISTS, ONE YEAR: 18
– Sergei Fedorov, 1996, 19 games
– Steve Yzerman, 1998, 22 games
MOST POINTS, ONE GAME: 6
– JOHAN FRANZEN (4 goals, 2 assists) on May 6, 2010
MOST GOALS, ONE GAME: 4
– Carl Liscombe (Apr. 3, 1945, vs. Boston)
– Ted Lindsay (Apr. 5, 1955, vs. Montréal)
– JOHAN FRANZEN, May 6, 2010 vs. San Jose
MOST ASSISTS, ONE GAME: 4
– Dutch Reibel, Apr. 5, 1955, vs. Montréal;
– Sergei Fedorov (twice), Apr. 23, 1996 vs. Winnipeg and May 23, 1996 vs. Colorado
– Chris Chelios, Apr. 27, 2002 at Vancouver
– Nicklas Lidstrom, Apr. 21, 2007 vs. Calgary
– Todd Bertuzzi, May 6, 2010 vs. San Jose
MOST GOALS ONE SERIES: 9 – JOHAN FRANZEN, 2008 vs. Colorado
MOST ASSISTS ONE SERIES: 9 – Paul Coffey, 1993 vs. Toronto
MOST POINTS ONE SERIES: 13 – Norm Ullman, 1964 vs. Chicago
MOST PENALTY MINUTES ONE SERIES: 50 – Bob Probert, 1991 vs. St. Louis
MOST POINTS BY ROOKIE: 9 – Shawn Burr, 1987
MOST GOALS BY ROOKIE: 7 – Shawn Burr, 1987
MOST ASSISTS BY ROOKIE: 5 – Paul Woods, 1978; Sergei Fedorov, 1991
LONGEST POINT STREAK: 12 games
– Gordie Howe, 1964
– JOHAN FRANZEN, 2010
LONGEST GOAL STREAK: 5 games – Gordie Howe, 1949, '64; Ted Lindsay, 1952,
JOHAN FRANZEN, 2008
MOST POINTS BY ONE LINE, ONE YEAR: 51
– 1955 vs. Toronto, Montréal, 11 games (Gordie Howe, 9-11-20; Dutch Reibel, 5-7-12;
Ted Lindsay, 7-12-19)
MOST THREE-GOAL GAMES, CAREER: 4
– Steve Yzerman, 1 in 1989, 1 in 1991, 1 in 1996, 1 in 1999
MOST THREE-GOAL GAMES, ONE YEAR: 2 – Norm Ullman, 1964; Petr Klima, 1988,
JOHAN FRANZEN, 2008
MOST THREE-GOAL GAMES, ONE SERIES: 2 – Norm Ullman, 1964,
JOHAN FRANZEN, 2008
MOST POWER-PLAY GOALS, CAREER: 26 – Steve Yzerman
MOST POWER-PLAY GOALS, ONE YEAR: 6
– Andy Bathgate, 1966, 12 games;
– Dino Ciccarelli, 1995, 16 games;
– Dino Ciccarelli, 1996, 17 games
MOST POWER-PLAY GOALS, ONE SERIES: (5)
– Andy Bathgate, 1966, vs. Chicago, 6 games
MOST POWER-PLAY GOALS, ONE GAME: 3#
– Syd Howe, Mar. 23, 1939, vs. Montréal;
– Dino Ciccarelli (twice), Apr. 29, 1993, at Toronto, May 11, 1995, at Dallas
MOST POWER-PLAY GOALS, ONE PERIOD: 2
– Syd Howe, Mar. 23, 1939, third period vs. Montréal;

*-NHL record #-Shares NHL record ACTIVE PLAYERS IN CAPITALS



RED WINGS INDIVIDUAL PLAYOFFS RECORDS

- Floyd Smith, Apr. 10, 1966, first period at Chicago;
- Dino Ciccarelli, Apr. 29, 1993, second period at Toronto

MOST POINTS, ONE PERIOD: 4#

- JOHAN FRANZEN (3 goals, 1 assist) on May 6, 2010 in first period

MOST GOALS, ONE PERIOD: 3 - Ted Lindsay, Apr. 5, 1955, second period vs. Montréal

MOST ASSISTS, ONE PERIOD: 3#

- Alex Delvecchio, Apr. 14, 1966, third period vs. Chicago
- Vyacheslav Kozlov, May 21, 1995 third period vs. San Jose
- Chris Chelios, Apr. 27, 2002 second period at Vancouver
- Mikael Samuelsson, May 22, 2007 at Anaheim

MOST POINTS BY DEFENSEMAN, ONE YEAR: 19

- Nicklas Lidstrom, 1998, 22 games

MOST POINTS BY DEFENSEMAN, ONE GAME: 5

- Eddie Bush, Apr. 9, 1942, at Toronto (1 goal, 4 assists)

MOST GOALS BY DEFENSEMAN, ONE YEAR: 6

- Paul Coffey, 1995, 18 games
- Nicklas Lidstrom, 1998, 22 games

MOST ASSISTS BY DEFENSEMAN, ONE YEAR: 15

- NIKLAS KRONWALL, 2008, 22 games

MOST ASSISTS BY DEFENSEMAN, ONE GAME: 4

- Eddie Bush, Apr. 9, 1942, at Toronto;
- Chris Chelios, Apr. 27, 2002 at Vancouver
- Nicklas Lidstrom, Apr. 21, 2007 vs. Calgary

MOST GAME-WINNING GOALS, CAREER: 12 - Vyacheslav Kozlov, Steve Yzerman

MOST GAME-WINNING GOALS, ONE YEAR: 5

- JOHAN FRANZEN, 2008

MOST SHORTHANDED GOALS, CAREER: 5

- Kirk Maltby

MOST SHORTHANDED GOALS, GAME: 1 (several times)

- Most recent Marian Hossa, May 24, 2009 vs. Chicago

MOST OVERTIME GOALS, CAREER: 2

- Leo Reise, Mud Bruneteau, Syd Howe, Ted Lindsay, Vyacheslav Kozlov, Brendan Shanahan, JOHAN FRANZEN, Kirk Maltby

MOST OVERTIME GOALS, ONE YEAR: 2 - Leo Reise, 1950

FASTEST GOAL FROM START OF GAME: 9 seconds

- Gordie Howe, Apr. 1, 1954, vs. Toronto against Harry Lumley

FASTEST TWO GOALS: *5 seconds

- Norm Ullman, Apr. 11, 1965, second period vs. Chicago, 17:35, 17:40
against Glenn Hall

MOST PENALTY MINUTES, CAREER: 218 - Gordie Howe

MOST PENALTY MINUTES, ONE YEAR: 71 - Joe Kocur, 1987, 16 games

MOST PENALTY MINUTES, ONE GAME: 29

- Randy McKay, Apr. 12, 1991, vs. St. Louis, 2 minors, 3 majors, game misconduct

MOST GAMES BY GOALTENDER, CAREER: 110 - Chris Osgood

MOST GAMES BY GOALTENDER, ONE YEAR: 23, Chris Osgood, 2008 and Dominik Hasek, 2002

MOST MINUTES BY GOALTENDER, ONE YEAR: 1455 - Dominik Hasek, 2002,

23 games

MOST SHUTOUTS, CAREER: 14 - Chris Osgood

MOST SHUTOUTS, ONE YEAR: 6

- Dominik Hasek, 2002 vs. Vancouver, St. Louis, Colorado, Carolina 23 games

LONGEST SHUTOUT SEQUENCE, ONE YEAR: 248 minutes, 32 seconds

- Norm Smith, 1936, vs. Montréal Maroons

LONGEST SHUTOUT SEQUENCE, ONE GAME: 176 minutes, 30 seconds

- Norm Smith, Mar. 24-25, 1936, at Montréal; Detroit 1, Montréal Maroons 0; winning goal by Mud Bruneteau

SHUTOUT BY DETROIT GOALIE IN PLAYOFF DEBUT:

- Norm Smith, Mar. 24-25, 1936, at Montréal; Detroit 1, Montréal Maroons 0, 6 OTs;
- Chris Osgood, Apr. 20, 1994, vs. San Jose; Detroit 4, San Jose 0

*-NHL record #-Shares NHL record ACTIVE PLAYERS IN CAPITALS



RED WINGS ALL-TIME PLAYOFFS SCORING LEADERS

ALL-TIME PLAYOFF SCORING LEADERS

PLAYER	GP	G	A	PTS
Steve Yzerman	196	70	115	185
Nicklas Lidstrom	263	54	129	183
Sergei Fedorov	162	50	113	163
Gordie Howe	154	67	91	158
HENRIK ZETTERBERG	132	56	63	119
PAVEL DATSYUK	152	42	71	113
Alex Delvecchio	121	35	69	104
Tomas Holmstrom	180	46	51	97
Ted Lindsay	123	44	44	88
JOHAN FRANZEN	107	42	39	81
Vyacheslav Kozlov	114	42	37	79
Brendan Shanahan	106	33	41	74
Norm Ullman	80	27	47	74
Igor Larionov	105	20	39	59
Sid Abel	96	28	30	58
Valtteri Filppula	105	19	38	57
Paul Coffey	49	14	36	50
DAN CLEARY	111	23	26	49
Darren McCarty	167	21	26	47
Kris Draper	220	24	22	46
NIKLAS KRONWALL	104	5	41	46
Syd Howe	68	17	27	44
Bob Probert	63	14	29	43
Carl Liscombe	59	22	19	41
Brian Rafalski	63	12	28	40
Gerard Gallant	58	18	21	39
Martin Lapointe	86	17	22	39
Adam Oates	38	12	27	39
Mikael Samuelsson	74	14	23	37
Mud Bruneteau	77	23	14	37
Red Kelly	94	16	21	37
Doug Brown	71	16	19	35
Larry Murphy	67	7	27	34
Joe Carveth	57	19	14	33
Shawn Burr	79	16	17	33
Jiri Hudler	66	12	21	33
Dino Ciccarelli	47	24	8	32
Kirk Maltby	169	16	15	31
Marcel Pronovost	118	7	23	30
Don Grosso	44	15	14	29
Marty Pavelich	91	13	15	28
Chris Chelios	103	3	25	28
Petr Klima	31	13	14	27
Steve Chiasson	46	12	14	26
Metro Prystai	43	12	14	26
Brent Ashton	32	11	14	25
Brad Stuart	72	6	19	25
Brett Hull	39	13	11	24
Todd Bertuzzi	50	7	17	24
Ray Sheppard	42	14	9	23
Herbie Lewis	38	13	10	23
Floyd Smith	44	12	11	23
Bruce MacGregor	55	9	14	23
Robert Lang	36	9	14	23
Marty Berry	23	9	12	21



RED WINGS ALL-TIME PLAYOFFS GOALTENDING LEADERS

ALL-TIME PLAYOFF SCORING LEADERS

PLAYER	GP	G	A	PTS
John Chabot	22	5	16	21
John Wilson	50	11	9	20
DARREN HELM	77	10	10	20
Vic Stasiuk	40	10	10	20
John Sorrell	31	8	12	20
Dutch Reibel	35	6	14	20
JONATHAN ERICSSON	71	5	15	20
Viacheslav Fetisov	78	1	19	20

ACTIVE PLAYERS IN BOLD CAPITALS

ALL-TIME PLAYOFF GOALTENDING LEADERS

PLAYER	YRS	GP	W	L	T	GA	SO	AVG
Chris Osgood	12	110	67	37		221	14	2.02
Terry Sawchuk	10	85	46	37		208	11	2.41
Mike Vernon	3	42	30	12		88	2	2.08
Dominik Hasek	3	45	28	17		89	8	1.91
Harry Lumley	5	54	24	30		131	6	2.30
JIMMY HOWARD	6	46	21	24		116	3	2.53
John Mowers	4	32	19	13		85	2	2.55
Greg Stefan	5	30	12	17		99	1	3.54
Norm Smith	2	12	9	2		18	3	1.32
Glen Hanlon	3	18	9	6		42	3	2.58
Roger Crozier	4	23	9	12		57	1	2.74
Tim Cheveldae	3	25	9	15		71	2	3.00
Glenn Hall	2	15	6	9		43	0	2.85
Cecil Thompson	2	11	5	6		27	1	2.40
Wilf Cude	1	9	4	5		21	1	2.12
Manny Legace	3	11	4	6		27	0	2.54
Curtis Joseph	2	13	4	8		22	1	1.64
Earl Robertson	1	6	3	2		8	2	1.41
PETR MRAZEK	1	7	3	4		14	2	2.11
Jim Rutherford	1	3	2	1		12	0	4.00
John Ross Roach	1	4	2	2		8	1	2.00
Bill Ranford	1	4	2	2		10	1	3.27
Ralph Almas	1	5	1	3		13	0	2.97
Hank Bassen	2	5	1	3		11	0	2.44
Bob Champoux	1	1	1	0		4	0	4.36
Vincent Riendeau	1	2	1	0		4	0	3.28
Ron Low	1	4	1	3		17	0	4.25
Connie Dion	1	5	1	4		17	0	3.40
Ty Conklin	1	1	0	0		0	0	0.00
Kevin Hodson	1	1	0	0		0	0	0.00
Allan Bester	1	1	0	0		1	0	3.00
Sam St. Laurent	1	1	0	0		1	0	5.82
Jim Franks	1	1	0	1		2	0	4.00
Eddie Mio	1	1	0	1		3	0	2.86
Norm Maracle	2	2	0	0		3	0	3.08
Alex Connell	1	2	0	1	1	3	0	1.50
Jonas Gustavsson	1	2	0	2		6	0	2.71
Clarence Dolson	1	2	0	2		7	0	3.50
Corrado Micalef	1	3	0	0		8	0	4.80
Bob Essensa	1	4	0	2		9	0	4.94
Roy Edwards	1	4	0	3		11	0	3.20

ACTIVE PLAYERS IN BOLD CAPITALS



RED WINGS IN NHL ALL-STAR GAMES

SKATERS	GP	YEARS
* Gordie Howe	22	48, 49, 50, 51, 52, 53, 54, 55, 57, 58, 59, 60, 61, 62, 63, 64, 65, 67, 68, 69, 70, 71
* Alex Delvecchio	13	53, 54, 55, 56, 57, 58, 59, 61, 62, 63, 64, 65, 67
* Nicklas Lidstrom	12	96, 98, 99, 2000, 01, 02, 03, 04, 07, 08, 09, 11
Ted Lindsay	10	57, 48, 49, 50, 51, 52, 53, 54, 55, 56
Steve Yzerman	10	84, 88, 89, 90, 91, 92, 93, 97, 99#, 2000
* Red Kelly	9	50, 51, 52, 53, 54, 55, 56, 57, 58
* Marcel Pronovost	9	50, 54, 55, 57, 58, 59, 60, 61, 63
* Norm Ullman	8	55, 60, 61, 62, 63, 64, 67, 68
John Ogrodnick	5	81, 82, 84, 85, 86
Brendan Shanahan	5	97, 98, 99, 2000, 02
Sergei Fedorov	6	92, 94, 96, 01, 02, 03
PAVEL DATSYUK	5	2002, 04, 08, 09, 12
* Marty Pavelich	4	50, 52, 54, 55
* Bob Goldham	4	50, 52, 54, 55
Jack Stewart	3	47, 48, 49
* Sid Abel	3	49, 50, 51
* Metro Prystai	3	50, 53, 54
Reed Larson	3	78, 80, 81
Paul Coffey	3	93, 94, 96
+ Ebbie Goodfellow	2	37, 39
Bill Quackenbush	2	47, 48
* Leo Reise	2	50, 51
* Tony Leswick	2	52, 54
Frank Mahovlich	2	69, 70
Red Berenson	2	72, 74
Viacheslav Fetisov	2	97, 98
Chris Chelios	2	2000, 02
+ Herbie Lewis	1	34
+ Syd Howe	1	39
+ Marty Barry	1	37
+ Larry Aurie	1	34
Bud Poile	1	48
Reg Sinclair	1	52
Bill Gadsby	1	65
Carl Brewer	1	70
Gary Bergman	1	72
Mickey Redmond	1	74
Marcel Dionne	1	75
Dan Maloney	1	76
Nick Libett	1	77
Willie Huber	1	83
Bob Probert	1	88
Steve Chiasson	1	93
Igor Larionov	1	98
Larry Murphy	1	99
GOALTENDERS	GP	YEARS
* Terry Sawchuk	7	50, 51, 52, 53, 54, 59, 63
* Glenn Hall	2	55, 56
Chris Osgood	2	96, 08
+ Norm Smith	1	37
Tim Cheveldae	1	92
Dominik Hasek	1	02
JIMMY HOWARD	1	12
COACHES	GC	YEARS
* Tommy Ivan	4	48, 49, 50, 52
Sid Abel	4	61, 63, 64, 67
Scotty Bowman	3	96, 2000, 02
* Jimmy Skinner	2	54, 55
+ Jack Adams	1	37
Dave Lewis	1	04
Mike Babcock	1	08

#Did not play due to injury.

*Includes games as member of defending Stanley Cup champions in '50, '54 or '55.

+Appeared in Bailey ('34), Morenz ('37), Seibert ('39) benefit All-Star games.

24 other Red Wings appeared in All-Star games, but only as members of defending Stanley Cup champions in '50, '54 or '55.

ACTIVE PLAYERS/COACHES IN BOLD CAPITALS



CHAMPIONSHIPS & STANLEY CUP FINALISTS

STANLEY CUP: 1936, 37, 43, 50, 52, 54, 55, 97, 98, 2002, 08

LEAGUE CHAMPIONS/BEST REGULAR-SEASON RECORD: 35-36, 36-37, 42-43,
..... 48-49, 49-50, 50-51, 52-53, 53-54, 54-55, 56-57,
..... 64-65, 95, 95-96, 01-02, 03-04, 05-06, 07-08

DIVISION CHAMPIONS (REGULAR SEASON)

American Division: 1933-34, 1934-35, 35-36, 36-37


Norris Division: 87-88, 88-89, 91-92

Central Division: 93-94, 95, 95-96, 98-99, 2000-01, 01-02, 02-03,
..... 03-04, 05-06, 06-07, 07-08, 08-09, 10-11

DIVISION CHAMPIONS (PLAYOFFS):

Norris Division: 1987, 88

STANLEY CUP FINALISTS: 1934, 36, 37, 41, 42, 43, 45, 48, 49, 50, 52, 54,
..... 55, 56, 61, 63, 64, 66, 95, 97, 98, 2002, 08, 09



RED WINGS ENTRY DRAFT SELECTIONS

ENTRY DRAFT SELECTIONS (Since Inception in 1963)

Round	Overall				
1963		7 Brian Middleton	107	2 Al Jensen	31
		8 Dennis Polonich	123	3 Doug Derkson	53
1 Pete Mahovlich	2	9 Dennis O'Brien	135	4 Bjorn Skaare	62
2 Bill Cosburn	8	9 Tom Newman	138	5 Ted Nolan	78
1964		9 Ray Bibeau	139	6 Sylvain Locas	95
1 Claude Gauthier	1	10 Kevin Neville	151	7 Wes George	112
2 Brian Watts	7	10 Ken Gibb	154	8 John Barrett	129
3 Ralph Buchanan	13	10 Mitch Brandt	155	9 Jim Malazdrewicz	146
4 Ronald LeClerc	19	1974		10 Geoff Shaw	163
1965		1 Bill Lochead	9	11 Carl VanHarrewyn	178
1 George Forge	3	3 Dan Mandryk	44	12 Ladislav Svozil	194
2 Bob Birdsell	8	3 Bill Evo	45	13 Tom Bailey	208
1966		4 Michel Bergeron	63	14 Larry Lozinski	219
1 Steve Atkinson	6	5 John Taft	81	15 Randy Betty	224
2 Jim Whitaker	12	6 Don Dufek	99	16 Brian Crawley	226
3 Lee Carpenter	18	7 Jack Carlson	117	17 Doug Feasby	228
4 Grant Cole	24	8 Gregg Steele	134	1979	
1967		9 Glen McLeod	151	1 Mike Foligno	3
1 Ron Barkwell	9	1975		3 Jody Gage	45
2 Alan Karlander	17	1 Rick Lapointe	5	3 Boris Fistic	46
1968		2 Jerry Rollins	23	4 John Ogradnick	66
1 Steve Andrasick	11	3 Al Cameron	37	5 Joe Paterson	87
2 Herb Boxer	17	3 Blair Davidson	45	6 Carmine Cirella	108
1969		3 Clarke Hamilton	50	1980	
1 Jim Rutherford	10	4 Mike Wirachowski	59	1 Mike Blaisdell	11
2 Ron Garwasiuk	21	5 Mike Wong	77	3 Mark Osborne	46
3 Wayne Hawrysh	33	6 Mike Harazny	95	5 Mike Corrigan	88
4 Warren Chernecki	45	7 Jean-Luc Phaneuf	113	6 Wayne Crawford	109
5 Wally Olds	57	8 Steve Carlson	131	7 Mike Braun	130
1970		9 Gary Vaughn	148	8 John Beukeboom	151
1 Serge Lajeunesse	12	10 Jean Thibodeau	164	9 Dave Miles	172
2 Bob Guindon	26	11 Dave Hanson	176	10 Brian Rorabeck	193
3 Yvon Lambert	40	11 Robin Larson	178	1981	
4 Tom Johnstone	54	1976		2 Claude Loiselle	23
5 Tom Mellor	68	1 Fred Williams	4	3 Corrado Micalef	44
6 Bernard McNeil	82	2 Reed Larson	22	5 Larry Trader	86
7 Ed Hays	95	3 Fred Berry	40	6 Gerard Gallant	107
1971		4 Kevin Schamehorn	58	7 Greg Stefan	128
1 Marcel Dionne	2	5 Dwight Schofield	76	8 Rick Zombo	149
2 Henry Boucha	16	6 Tony Horvath	94	9 Don LeBlanc	170
3 Ralph Hostopiavouri	30	7 Fern LeBlanc	111	10 Robert Nordmark	191
4 George Hulme	44	8 Claude Legris	120	1982	
5 Earl Anderson	58	1977		1 Murray Craven	17
6 Charlie Shaw	72	1 Dale McCourt	1	2 Yves Courteau	23
7 Jim Nahrgang	86	3 Rick Vasko	37	3 Carmine Vani	44
8 Bob Boyd	100	4 John Hilworth	55	4 Craig Coxo	66
1972		5 Jim Korn	73	5 Brad Shaw	86
2 Pierre Guite	26	6 Jim Baxter	91	6 Claude Vilgrain	107
3 Bob Kreiger	42	7 Randy Wilson	109	7 Greg Hudas	128
4 Danny Gruen	68	8 Ray Roy	125	8 Pat Lahey	149
5 Dennis Johnson	74	9 Kip Churchill	141	9 Gary Cullen	170
6 Bill Miller	90	10 Lance Gatoni	155	10 Brent Meckling	191
7 Glen Seperich	106	11 Rob Plumb	163	11 Mike Stern	212
8 Mike Ford	122	12 Alan Belanger	170	12 Shaun Reagan	233
9 George Kuzmicz	138	13 Dean Willers	175	1983	
12 Dave Arundel	150	14 Roland Cloutier	178	1 Steve Yzerman	4
1973		15 Ed Hill	181	2 Lane Lambert	25
1 Terry Richardson	11	16 Val James	184	3 Bob Probert	46
3 Nelson Pyatt	39	17 Grant Morin	185	4 Dave Korol	70
3 Robbie Neale	43	1978		5 Petr Klima	88
4 Mike Korney	59	1 Willie Huber	9	5 Joe Kocur	91
5 Blair Stewart	75	1 Brent Peterson	12	6 Chris Pusey	109
6 Glen Cikello	91	2 Glenn Hicks	28	7 Bob Pierson	130

RED WINGS ENTRY DRAFT SELECTIONS

8 Craig Butz	151	4 Sheldon Kennedy	80	5 Norm Maracle	126
9 Dave Sikorski	172	7 Kelly Hurd	143	6 Tim Spitzig	152
10 Stu Grimson	193	8 Brian McCormack	164	7 Yuri Yeresko	178
11 Jeff Frank	214	9 Jody Praznik	185	8 Viteslav Skuta	204
12 Chuck Chiatto	235	10 Glenn Goodall	206	9 Ryan Shanahan	230
1984		11 Darren Colbourne	227	10 Jim Kosecki	256
1 Shawn Burr	7	12 Don Stone	248	11 Gord Hunt	282
2 Doug Houda	28	1989		1994	
3 Milan Chalupa	49	1 Mike Sillinger	11	1 Yan Golubovsky	23
5 Mats Lundstrom	91	2 Bob Boughner	32	2 Mathieu Dandenault	49
6 Randy Hansch	112	3 Nicklas Lidstrom	53	3 Sean Gilliam	75
7 Stefan Larsson	133	4 Sergei Fedorov	74	5 Frederic Deschenes	114
8 Lars Karlsson	152	5 Shawn McCosh	95	5 Doug Battaglia	127
8 Urban Nordin	154	6 Dallas Drake	116	6 Pavel Agarkov	153
9 Bill Shibicky	175	7 Scott Zygulski	137	8 Jason Elliot	205
10 Jay Rose	195	8 Andy Suhy	158	9 Jeff Mikesch	231
11 Tim Kaiser	216	9 Bob Jones	179	10 Tomas Holmstrom	257
12 Tom Nickolau	236	10 Greg Bignell	200	11 Toivo Suursoo	283
1985		10 Rick Judson	204	1995	
1 Brent Fedyk	8	11 Vladimir Konstantinov	221	1 Maxim Kuznetsov	26
2 Jeff Sharples	29	12 Joseph Frederick	242	2 Philippe Audet	52
3 Steve Chiasson	50	12 Jason Glickman	246	3 Darryl Laplante	58
4 Mark Gowans	71	1990		4 Anatoly Ustugov	104
5 Chris Luongo	92	1 Keith Primeau	3	5 Chad Wilchynski	125
6 Randy McKay	113	3 Vyacheslav Kozlov	45	5 David Arsenault	126
7 Thomas Bjuhr	134	4 Stewart Malgunas	66	6 Tyler Perry	156
8 Mike Luckraft	155	5 Tony Burns	87	7 Per Eklund	182
9 Rob Schenna	176	6 Claude Barthe	108	8 Andrei Samokvalov	208
10 Eerik Hamalainen	197	7 Jason York	129	9 David Engblom	234
11 Bo Svanberg	218	8 Wes McCauley	150	1996	
12 Mikael Lindman	239	9 Anthony Gruba	171	1 Jesse Wallin	26
1986		10 Travis Tucker	192	2 Aren Miller	52
1 Joe Murphy	1	11 Brett Larson	213	4 Johan Forsander	108
2 Adam Graves	22	12 John Hendry	234	5 Michal Podolka	135
3 Derek Mayer	43	1991		6 Magnus Nilsson	144
4 Tim Cheveldae	64	1 Martin Lapointe	10	6 Alexandre Jacques	162
5 Johan Garpenlov	85	2 Jamie Pushor	32	7 Colin Beardsmore	189
6 Jay Stark	106	3 Chris Osgood	54	8 Craig Stahl	215
7 Per Djoos	127	4 Michael Knuble	76	9 Eugeniy Afanasiev	241
8 Dean Morton	148	5 Dimitri Motkov	98	1997	
9 Marc Potvin	169	7 Igor Malykhin	142	2 Yuri Butsayev	49
10 Scott King	190	9 Jim Birmingham	186	3 Petr Sykora	76
11 Tom Bissett	211	10 Jason Firth	208	4 Quintin Lang	102
12 Peter Ekroth	232	11 Bart Turner	230	5 John Wikstrom	129
1987		12 Andrew Miller	252	6 B.J. Young	157
1 Yves Racine	11	1992		7 Mike Lacey	186
2 Gord Kruppke	32	1 Curtis Bowen	22	8 Steve Wilejto	213
2 Bob Wilkie	41	2 Darren McCarty	46	9 Greg Willers	239
3 Dennis Holland	52	3 Sylvain Cloutier	70	1998	
4 Mark Reimer	74	5 Mike Sullivan	118	1 Jiri Fischer	25
5 Radomir Brazda	95	6 Jason MacDonald	142	2 Ryan Barnes	55
6 Sean Clifford	116	7 Greg Scott	166	2 Tomek Valtonen	56
7 Mike Goyer	137	8 Justin Krall	183	3 Jake McCracken	84
8 Kevin Scott	158	8 C.J. Denomme	189	4 Brent Hobday	111
9 Mikko Haapakoski	179	9 Jeff Walker	214	5 Calle Steen	142
10 Darin Bannister	200	10 Dan McGillis	238	6 Adam Deleeuw	151
11 Craig Quinlan	221	11 Ryan Bach	262	6 Pavel Datsyuk	171
12 Tomas Jansson	242	1993		7 Jeremy Goetzinger	198
1988		1 Anders Eriksson	22	8 David Petrasek	226
1 Kory Kocur	17	2 Jon Coleman	48	9 Petja Pietilainen	256
2 Serge Anglehart	38	3 Kevin Hilton	74	1999	
3 Guy Dupuis	47	4 John Jakopin	97	4 Jari Tolsa	120
3 Petr Hrbek	59	4 Benoit Larose	100	5 Andrei Maximenko	149





RED WINGS ENTRY DRAFT SELECTIONS

ENTRY DRAFT SELECTIONS (Continued)

6 Kent McDonell	181	4 Mattias Ritola	103	4 Andreas Athanasiou	110
7 Henrik Zetterberg	210	5 Darren Helm	132	5 Mike McKee	140
8 Anton Borodkin	238	5 Johan Ryno	137	6 James de Haas	170
9 Ken Davis	266	5 Jeff May	151	7 Rasmus Bodin	200
2000		6 Juho Mielonen	175	2013	
1 Niklas Kronwall	29	7 Bretton Stamler	214	1 Anthony Mantha	20
2 Tomas Kopecky	38	2006		2 Zach Nastasiuk	48
4 Stefan Liv	102	2 Cory Emmerton	41	2 Tyler Bertuzzi	58
4 Dmitri Semyenov	127	2 Shawn Matthias	47	3 Mattias Janmark	79
4 Alexander Seluyanov	128	2 Dick Axelsson	62	4 David Pope	109
4 Aaron Van Leusen	130	3 Daniel Larsson	92	5 Mitch Wheaton	139
6 Per Backer	187	6 Jan Mursak	182	6 Marc McNulty	169
6 Paul Ballantyne	196	7 Nick Oslund	191	7 Hampus Melen	199
7 Jimmie Svensson	228	7 Logan Pyett	212	2014	
8 Todd Jackson	251	2007		1 Dylan Larkin	15
8 Evgeni Bumagin	260	1 Brendan Smith	27	3 Dominic Turgeon	63
2001		3 Joakim Andersson	88	4 Christoffer Ehn	106
2 Igor Grigorenko	62	5 Randy Cameron	148	5 Chase Perry	136
4 Drew MacIntyre	121	6 Zack Torquato	178	6 Julius Vahatalo	166
4 Miroslav Blatak	129	7 Bryan Rufenach	208	7 Axel Holmstrom	196
5 Andreas Jamtin	157	2008		7 Alexander Kadeykin	201
6 Nick Pannoni	195	1 Thomas McCollum	30	2015	
8 Dmitri Bykov	258	3 Max Nicasastro	91	1 Evgeny Svechnikov	19
9 Francois Senez	288	4 Gustav Nyquist	121	3 Vili Saarijarvi	73
2002		5 Julien Cayer	151	4 Joren van Pottelberghe	110
2 Jiri Hudler	58	6 Stephen Johnston	181	5 Chase Pearson	140
2 Tomas Fleischmann	63	7 Jesper Samuelsson	211	6 Patrick Holway	170
3 Valtteri Filppula	95	2009		7 Adam Marsh	200
4 Johan Berggren	131	2 Landon Ferraro	32	SUPPLEMENTAL DRAFT	
5 Logan Koopmans	166	2 Tomas Tatar	60	1987 — Mike LaMoine	
6 James Cuddihy	197	3 Andrej Nestrasil	75	1988 — Gary Shuchuk	
7 Derek Meech	229	3 Gleason Fournier	90	1989 — Brad Kreick	
8 Pierre-Olivier Beaulieu	260	5 Nick Jensen	150	1990 — Mike Casselman;	
9 Christian Soderstrom	262	6 Mitchell Callahan	180	Don Oliver	
9 Jonathan Ericsson	291	7 Adam Almqvist	210	1991 — Kelly Sorensen	
2003		2010			
2 James Howard	64	1 Riley Sheahan	21		
4 Kyle Quincey	132	2 Calle Jarnkrok	51		
5 Ryan Oulahan	164	3 Louis-Marc Aubry	81		
6 Andreas Sundin	170	4 Teemu Pulkkinen	111		
6 Stefan Blom	194	5 Petr Mrazek	141		
7 Tomas Kollar	226	6 Brooks Macek	171		
8 Vladimir Kutny	258	7 Ben Marshall	201		
9 Mikael Johansson	289	2011			
2004		2 Tomas Jurco	35		
3 Johan Franzen	97	2 Xavier Ouellet	48		
4 Evan McGrath	128	2 Ryan Sproul	55		
5 Siarhei Kolasau	151	3 Alan Quine	85		
5 Tyler Haskins	162	4 Marek Tvrdon	115		
6 Anton Axelsson	192	5 Phillipe Hudon	145		
7 Steven Covington	226	5 Mattias Backman	146		
8 Gennady Stolyarov	257	6 Richard Nedomlel	175		
9 Nils Backstrom	290	7 Alexei Marchenko	205		
2005		2012			
1 Jakub Kindl	19	2 Martin Frk	49		
2 Justin Abdelkader	42	3 Jake Paterson	80		
3 Christofer Lofberg	80				

RED WINGS ENTRY DRAFT SELECTIONS



RED WINGS ALL-TIME PLAYER TRANSACTIONS

1926-27 SEASON TO PRESENT

ACQUIRED:

- 1927 DUKE KEATS and ARCHIE BRIDEN from Boston for Frank Frederickson and Harry Meeking.
1927 RUSS OATMAN sold to Montréal Maroons for \$9,500
1927 PETE BELLEFEUILLE from Toronto for Slim Halderson
1927 GEORGE HAY and PERCY TRAUB from Chicago for \$15,000
1927 BILL BRYDGE from Toronto for Art Duncan
1927 CARSON COOPER from Boston for Fred Gordon
1927 REG NOBLE from Montréal Maroons for \$7,500
1927 STAN BROWN from New York Rangers for Archie Briden
1927 LARRY AURIE from London (Canadian Pro League) for cash
1927 GORD FRASER from Chicago for Duke Keats
1928 JIM HERBERTS from Toronto for Jack Arbour and \$12,500
1928 BOB CONNORS and rights to EBBIE GOODFELLOW from New York Americans for John Sheppard
1928 HERB LEWIS from Duluth (U.S. Hockey League) for \$5,000
1928 CLARENCE "DOLLY" DOLSON from London (Canadian Pro League) for cash
1929 HAROLD HICKS from Montréal Maroons for cash
1929 BILL BEVERIDGE from Ottawa Senators on loan

1930s

- 1930 JOHN SORRELL from London (International League) for cash
1931 LEROY GOLDSWORTHY from London (International League) for Harold Hicks
1931 ALEX CONNELL, HEC KILREA, ALEX SMITH, DANNY COX and ART GAGNE on loan from Ottawa, which folded after 31-32 season
1931 DOUG YOUNG from Cleveland (International League) in inter-league draft
1931 FRANK CARSON and HAP EMMS from New York Americans for Bert McInenly and Tom Filmore
1932 JOHN ROSS ROACH from New York Rangers for \$11,000
1932 CARL VOSS from New York Rangers for \$5,500
1933 GORD PETTINGER from New York Rangers for cash
1933 FRED ROBERTSON from Toronto for \$6,500
1933 COONEY WEILAND from Ottawa for Carl Voss
1934 TED GRAHAM from Montréal Maroons for Stu Evans
1934 WILF CUDE from Montréal Canadiens on loan for season
1934 LLOYD GROSS from Boston for \$2,500
1934 TOM ANDERSON and YANK BOYD from Philadelphia (Canadian-American League) for cash
1934 WALLY KILREA from Montréal Maroons for Gus Marker
1934 GEORGE PATTERSON from Boston for Gene Carrigan
1934 NORMIE SMITH from St. Louis Eagles for Burr Williams
1935 BUCKO McDONALD, DESSE ROCHE and EARL ROCHE from Buffalo (International League) for George Patterson and Lloyd Gross
1935 SYD HOWE and SCOTTY BOWMAN from St. Louis Eagles for Ted Graham and \$50,000
1935 MARTY BARRY and ART GIROUX from Boston for Cooney Weiland and Walt Buswell
1935 HEC KILREA from Toronto for \$7,500
1935 PETE KELLY from St. Louis Eagles in dispersal draft
1937 KEN DORATY from Cleveland (International League) for cash
1937 RED BEATTIE from Boston for Gord Pettinger
1937 ALEX MOTTER from Boston for Clarence Drouillard
1938 EDDIE WARES from New York Rangers for John Sherf and \$12,500
1938 JOE LAMB from New York Americans for Red Beattie
1938 CHARLIE CONACHER from Toronto for \$16,000
1938 CHARLIE MASON from New York Rangers for cash
1938 CECIL THOMPSON from Boston for Jim Franks and \$15,000
1938 BILL THOMSON and \$10,000 from Toronto for Bucko McDonald
1939 PHIL BESLER from Chicago for Charlie Mason
1939 CECIL DILLON from New York Rangers for cash



RED WINGS ALL-TIME PLAYER TRANSACTIONS

1940s

- 1940 HAROLD JACKSON from Providence (American League) for Cecil Dillon and Eddie Bush
1941 DUTCH HILLER from New York Rangers for \$5,000
1942 PAT McREAVY from Boston for Dutch Hiller
1942 EDDIE BUSH from Providence (American League) for Bob Whitelaw and Buck Jones
1942 PAT EGAN, MURRAY ARMSTRONG and HARRY WATSON from New York Americans for \$35,000 after that club folded
1944 BILL HOLLETT from Boston for Pat Egan
1945 EARL SIEBERT from Chicago for Don Grosso, Byron McDonald and Cully Simon
1945 FERN GAUTHIER and ROLLIE ROSSINGNOL from Montréal Canadiens for Billy Reay
1946 BILLY TAYLOR from Toronto for Harry Watson.
1946 DOUG BALDWIN and RAY POWELL from Toronto for Gerry Brown
1946 ROY CONACHER from Boston for Joe Carvath
1946 PETE HORECK and LEO REISE from Chicago for Adam Brown and Ray Powell
1947 JIM McFADDEN from Buffalo (American League) for Les Douglas and Hal Jackson
1947 BEP GUIDOLIN from Boston for Billy Taylor
1948 GEORGE GEE and BUD POILE from Chicago for Jim Conacher, Bep Guidolin and Doug McCaig
1949 STEVE BLACK from St. Louis (American League) for cash
1949 PETE BABANDO, PETE DURHAM, CLARE MARTIN and JIM PETERS from Boston for Pete Horeck and Bill Quackenbush
1949 JOE CARVETH from Montréal for Calum Mackay and cash

1950s

- 1950 BOB GOLDHAM, JIM HENRY, METRO PRYSTAI and GAYE STEWART from Chicago for Pete Babando, Al Dewsbury, Harry Lumley, Don Morrison and Jack Stewart
1950 BERT OLMSTEAD and VIC STASIUK from Chicago for Lee Fogolin and Steve Black
1950 LEO GRAVELLE and cash from Montréal for Bert Olmstead
1951 TONY LESWICK from New York for Gaye Stewart
1951 \$75,000 from Chicago for George Gee, Clare Martin, Jim McFadden, Max McNab, Jim Peters and Clare Raglan
1952 RED SINCLAIR from New York for Leo Reise
1954 LORNE DAVIS and cash from Chicago for Metro Prystai
1955 DAVE CREIGHTON, BUCKY HOLLINGWORTH and JERRY TOPPAZZINI from Chicago for Tony Leswick, Glen Skov, Johnny Wilson and Benny Voit
1955 BILLY DEA and DOLPH KUKOLOWICZ from New York for Dave Creighton and Bronco Horvath
1955 GILLES BOISVERT, REAL CHEVREFILS, NORM CORCORAN, WARREN GODFREY and ED SANFORD from Boston for Marcel Bonin, Lorne Davis, Terry Sawchuk and Vic Stasiuk
1955 MURRAY COSTELLO and LORNE FERGUSON from Boston for Real Chevrefils and Jerry Toppazzini
1955 METRO PRYSTAI from Chicago for Ed Sanford
1957 TERRY SAWCHUK from Boston for John Bucyk and cash
1957 HANK BASSEN, FORBES KENNEDY, BILL PRESTON and JOHNNY WILSON from Chicago for Glenn Hall and Ted Lindsay
1957 BOB BAILEY, HEC LALANDE, JACK McINTYRE and NICK MICKOSKI from Chicago for Billy Dea, Bill Dineen, Lorne Ferguson and Dutch Reibel
1959 BARRY CULLEN from Toronto for Johnny Wilson
1959 JIM MORRISON from Boston for Nick Mickoski

1960s

- 1960 MARC REAUME from Toronto for Red Kelly
1960 HOWIE GLOVER from Chicago for Jim Morrison
1960 ALLAN JOHNSON from Montréal for cash
1960 PETE CONACHER from Buffalo (American League) for Barry Cullen
1961 HOWIE YOUNG from Hershey (American League) for Marc Reaume
1961 LEO LABINE and VIC STASIUK from Boston for Gary Aldcorn, Tom McCarthy and Murray Oliver
1961 BILL GADSBY from New York for Les Hunt and cash
1961 ED LITZENBERGER from Chicago for Gerry Melnyk and Brian Smith
1961 NOEL PRICE from New York for Pete Goegan and cash



RED WINGS ALL-TIME PLAYER TRANSACTIONS

- 1962 DOUG BARKLEY from Chicago for Len Lunde and John McKenzie
1962 PETE GOEGAN from New York for Noel Price
1962 ANDRE PRONOVOST from Boston for Forbes Kennedy
1963 ROGER CROZIER and RON INGRAM from Chicago for Howie Young
1963 WARREN GODFREY from Boston for Gerry Odrowski
1964 AL LANGLOIS from New York for Ron Ingram
1964 AUTRY ERICKSON and RON MURPHY from Chicago for Ian Cushenan, John Miszuk and Art Stratton
1965 ANDY BATHGATE, BILLY HARRIS and GARRY JARRETT from Toronto for Autry Erickson, Larry Jeffrey, Eddie Joyal, Lowell MacDonald and Marcel Pronovost
1965 BOB McCORD, AB McDONALD and KEN STEPHANSON from Boston for Bob Dillabough, Ron Harris, Al Langlois and Parker MacDonald
1965 PARKER MACDONALD from Boston for Pit Martin
1966 LEO BOIVIN and DEAN PRENTICE from Boston for Gary Doak, Ron Murphy, Bill Lesuk and Rick Smith
1966 HOWIE YOUNG from Chicago for Murray Hall, Al LeBrun and Rick Morris
1967 JOHN BRENNEMAN from St.Louis for Craig Cameron, Don Giesebrecht and Larry Hornung
1967 JEAN GUY TALBOT and DAVE RICHARDSON from Minnesota for Duke Harris and Bob McCord
1968 KENT DOUGLAS from Oakland for John Brenneman, Ted Hampson and Bert Marshall
1968 CARL BREWER, PETE STEMKOWSKI, FRANK MAHOVLICH and GARRY UNGER from Toronto for Floyd Smith, Norm Ullman and Paul Henderson
1968 BOB BAUN and RON HARRIS from Oakland for Gary Jarrett, Doug Roberts, Chris Worthy and Howie Young
1968 TERRY SAWCHUK from Los Angeles for Jimmy Peters Jr.
1968 POUL POPIEL from Los Angeles for Ron Anderson
1969 WAYNE CONNELLY from Minnesota for Danny Lawson
1969 GARRY MONAHAN and DOUG PIPER from Montréal for Bart Crashley and Pete Mahovlich
1969 LARRY JEFFREY from New York for Terry Sawchuk and Sandy Snow
1969 BILLY DEA from Pittsburgh for Mike McMahon

1970s

- 1970 DALE ROLFE, GARY CROTEAU and LARRY JOHNSTON from Los Angeles for Garry Monahan, Matt Ravlich and Brian Gibbons
1970 TOM WEBSTER from Buffalo for Roger Crozier
1970 LARRY BROWN and DON LUCE from New York for Pete Stenkowski and Steve Andrascik
1970 \$30,000 waiver price from Buffalo for Bob Baun
1971 BILL COLLINS, GUY CHARRON and MICKEY REDMOND from Montréal for Frank Mahovlich
1971 ARNIE BROWN, MIKE ROBITAILLE and TOM MILLER from New York for Larry Brown and Bruce MacGregor
1971 RED BERENSON and TIM ECCLESTONE from St. Louis for Garry Unger and Wayne Connelly
1971 JOE DALEY from Buffalo for Mike Robitaille and Don Luce
1971 LEON ROCHEFORT from Montréal for Kerry Ketter
1971 AB McDONALD, BOB WALL and MIKE LOWE from St. Louis for Carl Brewer
1971 RON STACKHOUSE from California for Tom Webster
1971 ART STRATTON from Seattle (Western League) for cash
1971 BILL SUTHERLAND from St. Louis for cash
1971 BOB COOK from Vancouver for cash
1971 JIM KRULICKI from NYRangers for Dale Rolfe
1972 RALPH STEWART from Vancouver for Jim Niekamp
1972 RICK NEWELL and GARY DOAK from New York Rangers for first-round pick in 1972 Entry Draft
1972 DENIS DeJORDY and DONN McLAUGHLIN from New York Islanders for Arnie Brown and Gerry Gray
1973 ROY EDWARDS from Pittsburgh for second-round pick in 1973 and '74 entry drafts
1973 BILL HUGABOAM from Atlanta for Leon Rochefort
1973 BRIAN LAVENDER and KEN MURRAY from New York Islanders for Ralph Stewart and Bob Cook
1973 Third-round pick in 1973 Entry Draft and cash from Pittsburgh for Andy Brown
1973 ACE BAILEY and MURRAY WING from Boston for Gary Daak
1973 RICK FOLEY from Philadelphia for Serge Lajeunesse
1973 BRENT HUGHES from St. Louis for cash
1973 TED HARRIS from Minnesota for Gary Bergman



RED WINGS ALL-TIME PLAYER TRANSACTIONS

- 1973 DOUG ROBERTS from Boston for cash
1973 PIERRE JARRY from Toronto for Tim Ecclestone
1973 MIKE JAKUBO from St. Louis for Dan McPherson
1974 JIM RUTHERFORD and JACK LYNCH from Pittsburgh for Ron Stackhouse
1974 BRYAN WATSON, CHRIS EVANS and JEAN HAMEL from St. Louis for Billy Collins, Ace Bailey and Ted Harris
1974 CLAUDE HOUDE from NY Rangers for Brian Lavender
1974 HENRY NOWAK and third-round pick in 1974 Entry Draft from Pittsburgh for Nelson DeBenedet
1974 DANNY GRANT from Minnesota for Henry Boucha
1974 BRIAN MURPHY from Baltimore (American League) for cash
1974 TED SNELL, BART CRASHLEY and LARRY GIROUX from Kansas City for Guy Charron and Claude Houde
1974 PHIL ROBERTO and third-round pick in 1975 Entry Draft from St. Louis for Red Berenson.
1975 DAVE KRYSKOW from Washington for Jack Lynch.
1975 WALT McKECHNIE from Boston for Earl Anderson, Hank Nowak and third-round pick in 1975 Entry Draft
1975 MIKE BLOOM from Washington for Blair Stewart
1975 Third-round pick in 1975 Entry Draft from Washington for Nelson Pyatt
1975 DAN MALONEY, TERRY HARPER and second round amateur 1976 NHL draft choice from Los Angeles for Marcel Dionne and Bart Crashley
1975 BRYAN HEXTALL from Atlanta for Dave Kryskow
1975 PETER McDUFFE and GLEN BURDON from Kansas City for Gary Bergman and Bill McKenzie
1975 ED GIACOMIN from New York Rangers on waivers
1975 J.P. LeBLANC from Denver (WHA) for cash and second-round pick in 1977 Entry Draft (to Chicago for his rights)
1975 RICK CHINNICK from Minnesota for Bryan Hextall
1975 DON MARTINEAU from Minnesota for Pierre Jarry
1976 BUSTER HARVEY from Kansas City for Phil Roberto
1976 DENNIS HEXTALL from Minnesota for Bill Hoggaboam and second-round pick in 1976 Entry Draft
1976 RICK WILSON from St. Louis for Doug Grant
1976 GREG JOLY from Washington for Bryan Watson
1977 TERRY MURRAY, STEVE COATES, BOB RITCHIE and DAVE KELLY from Philadelphia for Mike Korney and Rick Lapointe
1977 RICK BOWNESS from Atlanta for cash
1977 RON LOW from Washington for Walt McKechnie and future considerations
1977 ANDRE ST. LAURENT from New York Islanders for Michel Bergeron
1977 TIM SHEEHY and VACLAV NEDOMANKSY from Birmingham (WHA) for Dave Hanson, Steve Durbano and future considerations
1977 DENNIS HULL from Chicago for future considerations
1978 Third-round pick in 1978 Entry Draft and future considerations from Los Angeles for Danny Grant
1978 ERROL THOMPSON with first-round 1978 and '80 entry drafts, and second-round pick in '78 draft from Toronto for Dan Maloney and second-round draft pick in '80.
1978 ROGIE VACHON from Los Angeles as free agent (Dale McCourt to Los Angeles as equalization)
1979 DALE McCOURT from Los Angeles for Andre St. Laurent and first-round picks in 1980 and '81 entry drafts
1979 GREG CARROLL from Washington on waivers
1979 BILL HOGABOAM from Minnesota on waivers
1979 BARRY LONG from Washington reclaimed prior to 1979 expansion draft
1979 PETE MAHOVLICH from Pittsburgh for Nick Libett
1979 DENNIS SOBCHUK from Philadelphia for third or fourth-round choice in 1981 Entry Draft
- 1980s**
- 1980 GILLES GILBERT from Boston for Rogie Vachon
1980 Cash from Winnipeg for Barry Long
1980 RICK SMITH from Boston on waivers
1980 MARK KIRTON from Toronto for Jim Rutherford
1981 GARY McADAM from Pittsburgh for Errol Thompson
1981 EARL INGARFIELD from Calgary for Dan Labraaten
1981 BRAD SMITH from Calgary for Rick Vasko
1981 MARK LOFTHOUSE from Washington for Al Jensen



RED WINGS ALL-TIME PLAYER TRANSACTIONS

- 1981 WALT McKECHNIE from Colorado as a free agent
1981 DON MURDOCH, GREG SMITH and first-round pick in 1982 Entry Draft from Minnesota for Detroit's first-round pick in '82
1981 ERIC VAIL from Calgary for Gary McAdam and fourth-round picks in 1982 and '83 entry drafts
1981 DEREK SMITH, DANNY GARE and JIM SCHOENFELD from Buffalo for Dale McCourt, Mike Foligno and Brent Peterson
1981 BOB SAUVE from Buffalo for future considerations
1982 CRAIG COXE, a fourth-round pick in 1982 Entry Draft and fifth-round pick in '83 draft from Toronto for Jim Korn
1982 REGGIE LEACH from Philadelphia as free agent
1982 COLIN CAMPBELL from Vancouver as free agent
1982 TOM ROWE from Vancouver as free agent
1982 STAN WEIR from Edmonton for cash
1982 DWIGHT FOSTER from New Jersey for cash
1982 BOBBY FRANCIS from Calgary for Yves Courteau
1983 IVAN BOLDIREV from Vancouver for Mark Kirton
1983 KEN SOLHEIM from Minnesota for player to be named later
1983 ED JOHNSTONE, ED MIO and RON DUGUAY from New York Rangers for Mark Osborne, Mike Blaisdell and Willie Huber
1983 BARRY MELROSE from Toronto as free agent
1983 BOB MANNO from Toronto as free agent
1983 BRAD PARK from Boston as free agent
1983 ANDRE ST.LAURENT from Pittsburgh for future considerations
1983 BLAKE DUNLOP from St. Louis as free agent
1984 RICK MacLEISH from Philadelphia for future considerations
1984 PIERRE AUBRY from Québec for cash
1984 ROB McCLANAHAN from NY Rangers for future considerations
1984 DAVE "TIGER" WILLIAMS from Vancouver for Rob McClanahan
1984 FRANTISEK CERNIK from Québec as free agent
1984 DARRYL SITTLER from Philadelphia for Murray Craven and Joe Paterson
1984 TODD BIDNER from Edmonton for Rejean Cloutier
1984 DAVE SILK from Boston on waivers
1985 WARREN YOUNG from Pittsburgh as free agent
1985 MIKE McEWEN from Washington as free agent
1985 HAROLD SNEPSTS from Minnesota as free agent
1985 STEVE RICHMOND from New York Rangers for Mike McEwen
1985 BILLY CARROLL from Edmonton for Bruce Eakin
1986 DARREN VEITCH from Washington for Greg Smith and John Barrett
1986 MIKE O'CONNELL from Boston for Reed Larson
1986 DOUG SHEDDEN from Pittsburgh for Ron Duguay
1986 DAVE DONNELLY from Boston for Dwight Foster
1986 TIM HIGGINS from New Jersey for Claude Loiselle
1986 DAVE LEWIS from New Jersey as free agent
1986 GLEN HANLON and third-round picks in 1987 and '88 entry drafts from New York Rangers for Kelly Kisio, Lane Lambert, Jim Leavins and fifth-round pick in '88 draft
1986 LEE NORWOOD from St. Louis for Larry Trader
1986 SAM ST. LAURENT from New Jersey for Steve Richmond
1986 DOUG HALWARD from Vancouver for future considerations
1987 DAVE BARR from Hartford for Randy Ladouceur
1987 BRENT ASHTON, GILBERT DELORME and MARK KUMPEL from Québec for John Ogradnick, Basil McRae and Doug Shedden
1987 MEL BRIDGMAN from New Jersey for Chris Cichocki and third-round pick in 1987 Entry Draft
1987 Second-round pick in 1987 Entry Draft from Philadelphia for Mark Laforest
1987 JOHN CHABOT from Pittsburgh as free agent
1987 DARREN ELIOT from Los Angeles as free agent
1988 JIM NILL from Winnipeg for Mark Kumpel



RED WINGS ALL-TIME PLAYER TRANSACTIONS

- 1988 JIM PAVESE from New York Rangers for a fourth-round pick in 1989 Entry Draft
1988 PAUL MacLEAN from Winnipeg for Brent Aston
1988 MIROSLAV FRYCER from Toronto for Darren Veitch
1988 JOHN BLUM from Boston as free agent
1988 BRUCE BELL from Québec claimed on waivers
1989 Tenth-round pick in the 1989 Entry Draft from Edmonton for Miroslav Frycer
1989 Twelfth-round pick in the 1989 Entry Draft from Edmonton for Doug Halward
1989 TORRIE ROBERTSON from Hartford for Jim Pavese
1989 MARK HABSCHIED from Minnesota as free agent
1989 BORJE SALMING from Toronto as free agent
1989 BERNIE FEDERKO and TONY McKEGNEY from St. Louis for Adam Oates and Paul MacLean
1989 CHRIS KOTSOPoulos from Toronto as free agent
1989 JIMMY CARSON, KEVIN McCLELLAND and fifth-round pick in the 1991 Entry Draft from Edmonton for Petr Klima, Joe Murphy, Adam Graves and Jeff Sharples
1989 ROBERT PICARD and GREG ADAMS from Québec for Tony McKegey

1990s

- 1990 RICK GREEN from Montréal for fifth-round pick in the 1991 Entry Draft
1990 BRAD McCRIMMON from Calgary for second-round pick in the 1990 Entry Draft
1990 PAUL YSEBAERT from New Jersey for Lee Norwood
1991 BRAD MARSH from Toronto for eighth-round pick in the 1991 Entry Draft
1991 DOUG CROSSMAN from Hartford for Doug Houda
1991 ALLAN BESTER from Toronto for sixth-round pick in 1991 Entry Draft
1991 DENNIS VIAL, JIM CUMMINS and KEVIN MILLER from NY Rangers for Joe Kocur and Per Djoser
1991 ALAN KERR from NY Islanders for Rick Green
1991 BRIAN MacLELLAN from Calgary for Marc Habscheid
1991 RAY SHEPPARD from NY Rangers as free agent
1991 TROY CROWDER from New Jersey as free agent (Dave Barr and Randy McKay as compensation)
1991 VINCENT RIENDEAU from St. Louis for Rick Zombo
1992 GREG MILLEN from NY Rangers for future consideration.
1992 CHRIS TANCILL from Hartford for Daniel Shank
1992 BOB MCGILL from San Jose for Johan Garpenlov
1992 DINO CICCARELLI from Washington for Kevin Miller
1992 Future considerations from Québec for Dennis Vial and Doug Crossman
1992 MARK HOWE from Philadelphia as free agent
1992 DENNIS VIAL from Québec for future consideration
1992 Fourth-round pick in 1993 Entry Draft from Philadelphia for Brent Fedyk
1993 PAUL COFFEY, JIM HILLER and SYLVAIN COUTURIER from Los Angeles for Jimmy Carson, Mark Potvin and Gary Shuchuk
1993 Future considerations from Philadelphia for Bob Wilkie
1993 STEVE KONROYD from Hartford for sixth-round pick in 1993 Entry Draft
1993 Sixth-round selection in 1993 Entry Draft (Detroit's) from Hartford for Brad McCrimmon
1993 STEVE MALTAIS from Tampa Bay for Dennis Vial
1993 AARON WARD and a fourth-round pick in 1993 Entry Draft from Winnipeg for Paul Ysebaert
1993 GREG JOHNSON and future considerations from Philadelphia for Jim Cummins and fourth-round pick (Philadelphia's) in 1993 Entry Draft
1993 KRIS DRAPER from Winnipeg for future considerations
1993 MARK PEDERSON from San Jose as free agent
1993 BOB HALKIDIS from Toronto as free agent
1993 PETER ING from Edmonton for future consideration
1993 TERRY CARKNER from Philadelphia for Yves Racine
1993 Future considerations from Boston for Vincent Riendeau
1994 BOB ESSENSA and SERGEI BAUTIN from Winnipeg for Tim Cheveldae and Dallas Drake
1994 Future consideration from Ottawa for Steve Konroyd
1994 Third-round selection from Winnipeg in 1995 NHL Entry Draft for Sheldon Kennedy
1994 MIKE VERNON from Calgary for Steve Chiasson
1994 MIKE KRUSHELNYSKI from Toronto as free agent

RED WINGS ALL-TIME PLAYER TRANSACTIONS

- 1994 MIKE RAMSEY from Pittsburgh as free agent
1994 BOB ROUSE from Toronto as free agent
1995 BOB ERREY from San Jose for fifth-round pick in 1995 Entry Draft
1995 VIACHESLAV FETISOV from New Jersey for third-round pick in 1995 Entry Draft
1995 STU GRIMSON, MARK FERNER and sixth-round pick in 1996 Entry Draft from Anaheim for Mike Sillinger and Jason York
1995 MARC BERGEVIN, BEN HANKINSON from Tampa Bay for Shawn Burr and third-round pick in 1996 Entry Draft
1995 WES WALZ from Calgary as free agent
1995 IGOR LARIONOV from San Jose for Ray Sheppard
1996 KIRK MALTBY from Edmonton for Dan McGillis
1996 Conditional fourth-round pick in 1998 Entry Draft (later traded to Toronto) from Tampa Bay for Dino Ciccarelli
1996 BRENDAN SHANAHAN and BRIAN GLYNN from Hartford for Keith Primeau, Paul Coffey and first-round pick in 1997 Entry Draft (Nikos Tselios)
1996 Cash from Montreal for Jason MacDonald
1996 Future considerations from Hartford for Stu Grimson
1996 JOE KOCCUR signed as free agent
1997 TOMAS SANDSTROM from Pittsburgh for Greg Johnson
1997 Future considerations from San Jose for Bob Errey
1997 LARRY MURPHY from Toronto for future considerations
1997 Second-round picks in 1998 (later traded to St. Louis) and 1999 Entry Draft (later traded to Tampa Bay) from San Jose for Mike Vernon and fifth-round pick in 1999 (later reacquired by Detroit)
1997 Lost Tim Taylor to Boston in NHL Waiver Draft
1998 DMITRI MIRONOV from Anaheim for Jamie Pushor and fourth-round pick in 1998 Entry Draft (Viktor Wallin)
1998 JAMIE MACOUN from Toronto for fourth-round pick in 1998 (previously acquired from Tampa Bay)
1998 Lost Doug Brown to Nashville in NHL Expansion Draft
1998 UWE KRUPP signed as free agent from Nashville
1998 DOUG BROWN reacquired from Nashville for Petr Sykora, third-round pick in 1999 Entry Draft (Mike Comrie) and future considerations
1998 BARRY POTOMSKI signed as free agent from San Jose
1998 SHANE HNIDY signed as free agent
1998 BARRY DREGER signed as free agent
1998 Third-round pick in 2000 Entry Draft (later reacquired by NY Rangers) from NY Rangers for Mike Knuble
1998 Lost Brent Gilchrist to Tampa Bay in NHL Waiver Draft
1998 BRENT GILCHRIST reacquired from Tampa Bay for sixth-round pick in 1998 Entry Draft (later reacquired by Detroit)
1998 DOUG HOUDA from Anaheim for future considerations
1998 Conditional sixth-round pick in 2000 Entry Draft (Par Backer) from Los Angeles for Ryan Bach
1998 TODD GILL claimed off waivers from St. Louis
1999 BILL RANFORD from Tampa Bay for future considerations
1999 CHRIS CHELIOS from Chicago for Anders Eriksson and first-round picks in 1999 (Steve McCarthy) and 2001 Entry Draft (Adam Munro)
1999 WENDEL CLARK and sixth-round pick (Kent McDonnell) from Tampa Bay for Kevin Hodson and second-round pick in 1999 Entry Draft (previously acquired from Tampa Bay)
1999 ULF SAMUELSSON and future considerations from NY Rangers for second-round pick in 1999 Entry Draft (David Inman) and third-round pick in 2000 Entry Draft (previously acquired from NY Rangers)
1999 Lost Norm Macarale to Atlanta in NHL Expansion Draft
1999 Future considerations from Atlanta for Ulf Samuelsson
1999 KEN WREGGET signed as free agent from Calgary
1999 MANNY LEGACE signed as free agent from Los Angeles
1999 STEVE DUCHESNE signed as free agent from Philadelphia
1999 SEAN AVERY signed as free agent from Kingston (OHL)
1999 Lost Manny Legace to Vancouver on waivers
1999 MANNY LEGACE claimed off waivers from Vancouver
1999 PAT VERBEEK signed as free agent from Dallas



RED WINGS ALL-TIME PLAYER TRANSACTIONS

2000s

2000	TODD GILL from Phoenix for Philippe Audet
2000	Lost Darryl Laplante and Stacy Roest to Minnesota in NHL Expansion Draft
2000	Eighth-round pick in 2000 Entry Draft (Todd Jackson) to Ottawa for Shane Hnidy
2000	STEVE BRULE signed as free agent from New Jersey
2000	Conditional sixth-round pick in 2003 Entry Draft (Andreas Sundin) to Columbus for Kent McDonnell
2000	BOYD DEVERAUX signed as free agent from Edmonton
2000	JASON WILLIAMS signed as free agent from Peterborough (OHL)
2000	IGOR LARIONOV from Florida for Yan Golubovsky
2001	FREDRIK OLAUSSON signed as free agent from Bern (Swiss)
2001	DOMINIK HASEK from Buffalo for Vyacheslav Kozlov and first-round pick in 2002 Entry Draft (later traded to Columbus)
2001	LUC ROBITAILLE signed as free agent from Los Angeles
2001	Second-round pick in 2002 Entry Draft (Jiri Hudler) from Carolina for Aaron Ward
2001	BRETT HULL signed as free agent from Dallas
2001	JOSH DeWOLF signed as free agent from Montreal
2001	Lost Chris Osgood to NY Islanders in NHL Waiver Draft
2001	JOEY MacDONALD signed as free agent from Peterborough (OHL)
2002	Lost Brent Gilchrist to Dallas on waivers
2002	JIRI SLEGR from Atlanta for Yuri Butsayev and third-round pick in 2002 Entry Draft (later traded to Columbus)
2002	MATT ELLIS signed as free agent from St. Michael's (OHL)
2002	CURTIS JOSEPH signed as free agent from Toronto
2002	DEREK KING signed as free agent from Toronto
2002	BRYAN ADAMS signed as free agent from Atlanta
2002	ED CAMPBELL signed as free agent from St. Louis
2002	MARC LAMOTHE signed as free agent from Edmonton
2002	PATRICK BOILEAU signed as free agent from Washington
2002	DANNY GROULX signed as free agent from Victoriaville (QMJHL)
2002	STACY ROEST signed as free agent from Minnesota
2002	Future considerations from Calgary for Ladislav Kohn
2002	NATHAN ROBINSON signed as free agent from Belleville (OHL)
2002	JASON WOOLLEY from Buffalo for future considerations
2003	MATHIEU SCHNEIDER from Los Angeles for Sean Avery, Maxim Kuznetsov, first-round pick in 2003 Entry Draft (Jeff Tambellini) and second-round pick in 2004 Entry Draft (later traded to Boston)
2003	DERIAN HATCHER signed as free agent from Dallas
2003	RAY WHITNEY signed as free agent from Columbus
2003	JAMIE RIVERS signed as free agent from Florida
2003	KEVIN MILLER signed as free agent from Davos (Swiss)
2003	STEVE THOMAS signed as free agent from Anaheim
2004	ROBERT LANG from Washington for Tomas Fleischmann, first-round pick in 2004 Entry Draft (Mike Green) and fourth-round pick in 2006 Entry Draft (Luke Lynes)
2004	BRETT LEBDA signed as free agent from Notre Dame (CCHA)
2004	BRYAN HELMER signed as free agent from Phoenix
2004	ERIC HIMELFARB signed as free agent from Kingston (OHL)
2004	ERIC MANLOW signed as free agent from NY Islanders
2004	PETE VANDERMEER signed as free agent from Philadelphia
2005	CHRIS OSGOOD signed as free agent from St. Louis
2005	KENT McDONELL signed as free agent from Columbus
2005	ANDY DELMORE signed as free agent from Buffalo
2005	ANDREAS LILJA signed as free agent from Florida
2005	DONALD MacLEAN signed as free agent from Columbus
2005	MICHAEL HACKERT signed as free agent from Frankfurt (DEL)
2005	MIKAEL SAMUELSSON signed as free agent from Florida
2005	Lost Andy Delmore to Columbus on waivers
2005	DAN CLEARY signed as free agent from Phoenix

RED WINGS ALL-TIME PLAYER TRANSACTIONS

2006	CORY CROSS from Pittsburgh for 2007 fourth-round pick (Alex Grant)
2006	Seventh-round pick in 2006 Entry Draft (Nick Oslund) from Phoenix for Jamie Rivers
2006	DAN SMITH signed as free agent from Edmonton
2006	MATT HUSSEY signed as free agent from Pittsburgh
2006	KRYS KOLANOS signed as free agent from Pittsburgh
2006	DANNY MARKOV signed as free agent from Nashville
2006	JOSH LANGFELD signed as free agent from Boston
2006	DOMINIK HASEK signed as free agent from Ottawa
2006	BRENDAN BROOKS signed as free agent from St. Louis
2006	BRAD NORTON signed as free agent from Ottawa
2006	GREG JOHNSON signed as free agent from Nashville
2006	Future considerations from Vancouver for Drew MacIntyre
2006	Lost Joey MacDonald to Boston on waivers
2007	KYLE CALDER from Chicago for Jason Williams
2007	TODD BERTUZZI from Florida for Shawn Matthias and conditional second-round pick in 2007 Entry Draft (later traded to Nashville)
2007	BRIAN RAFALSKI signed as free agent from New Jersey
2007	ADAM BERKHOEL signed as free agent from Buffalo
2007	BRAD FERENCE signed as free agent from Calgary
2007	MARK CULLEN signed as free agent from Philadelphia
2007	DALLAS DRAKE signed as free agent from St. Louis
2007	CARL CORAZZINI signed as free agent from Chicago
2007	GARRETT STAFFORD signed as free agent from San Jose
2007	MARK HARTIGAN signed as free agent from Anaheim
2007	RANDALL GELECH signed as free agent from Florida
2007	BRETT ENGELHARDT signed as free agent from Toronto
2007	AARON DOWNEY signed as free agent from Montreal
2008	FRANCIS LEMIEUX from Montreal for Brett Engelhardt
2008	Lost Matt Ellis to Los Angeles on waivers
2008	DARREN McCARTY signed as free agent from Flint (IHL)
2008	BRAD STUART from Los Angeles for second-round pick in 2008 Entry Draft (later traded to Colorado) and fourth-round pick in 2009 (later traded to Atlanta)
2008	JAMIE TARDIF signed as free agent from Grand Rapids (AHL)
2008	VILLE LEINO signed as free agent from Jokerit (Finland)
2008	TY CONKLIN signed as free agent from Pittsburgh
2008	MARIAN HOSSA signed as free agent from Pittsburgh
2008	DARREN HAYDAR signed as free agent from Atlanta
2008	BRENT RAEDEKE signed as free agent from Edmonton (WHL)
2008	BRIAN LASHOFF signed as free agent from Barrie (OHL)
2008	Lost Kyle Quincey to Los Angeles on waivers
2009	SEBASTIEN PICHE signed as free agent from Rimouski (QMJHL)
2009	FRANCIS PARE signed as free agent from Chicoutimi (QMJHL)
2009	JORDAN PEARCE signed as free agent from Notre Dame (CCHA)
2009	KRIS NEWBURY and JEREMY WILLIAMS signed as free agents from Toronto
2009	TRAVIS EHRHARDT signed as free agent from Portland (WHL)
2009	DOUG JANIK signed as free agent from NY Rangers
2009	ANDY DELMORE signed as free agent from Hamburg (DEL)
2009	PATRICK EAVES signed as free agent from Boston
2009	JASON WILLIAMS signed as free agent from Columbus
2009	TODD BERTUZZI signed as free agent from Calgary
2009	WILLIE COETZEE signed as free agent from Red Deer (WHL)
2009	BRAD MAY signed as free agent from Toronto
2009	DREW MILLER claimed off waivers from Tampa Bay

RED WINGS ALL-TIME PLAYER TRANSACTIONS

2010s

- 2010 OLE-KRISTIAN TOLLEFSEN and fifth-round pick in 2011 (Mattias Backman) from Philadelphia for Ville Leino
- 2010 JORDAN OWENS from NY Rangers for Kris Newbury
- 2010 RILEY ARMSTRONG from Calgary for Andy Delmore
- 2010 ILARI FILPPULA signed as free agent from TPS (Finland)
- 2010 CHRIS MINARD signed as free agent from Edmonton
- 2010 JAMIE JOHNSON signed as free agent from Florida
- 2010 JOEY MacDONALD signed as free agent from Toronto
- 2010 MIKE MODANO signed as free agent from Dallas
- 2010 RUSLAN SALEI signed as free agent from Colorado
- 2010 TREVOR PARKES signed as free agent from Montreal (QMJHL)
- 2010 Lost Mattias Ritola to Tampa Bay on waivers
- 2011 EVGENI NABOKOV signed as free agent from SKA (KHL)
- 2011 Lost Evgeni Nabokov to NY Islanders on waivers
- 2011 MIKE COMMODORE signed as free agent from Columbus
- 2011 IAN WHITE signed as free agent from San Jose
- 2011 GARNET EXELBY signed as free agent from Chicago
- 2011 CHRIS CONNER signed as free agent from Pittsburgh
- 2011 TY CONKLIN signed as free agent from St. Louis
- 2011 FABIAN BRUNNSTROM signed as free agent from Toronto
- 2012 KYLE QUINCEY from Tampa Bay for Sebastien Piche and first-round pick in 2012 Entry Draft (Andrei Vasilevski)
- 2012 Conditional seventh-round pick in 2013 Entry Draft from Tampa Bay for Mike Commodore
- 2012 ANDREW MURRAY and conditional seventh-round pick in 2014 Entry Draft (Alexander Kadeykin) from San Jose for Brad Stuart
- 2012 DAMIEN BRUNNER signed as free agent from Zug (Swiss)
- 2012 JONAS GUSTAVSSON signed as free agent from Winnipeg
- 2012 JORDIN TOOTOO signed as free agent from Nashville
- 2012 MIKAEL SAMUELSSON signed as free agent from Florida
- 2012 CARLO COLAIACOVO signed as free agent from St. Louis
- 2013 KENT HUSKINS signed as free agent from Norfolk (AHL)
- 2013 DANNY DeKEYSER signed as free agent from Western Michigan (CCHA)
- 2013 Conditional seventh-round pick in 2014 Entry Draft from Philadelphia for Kent Huskins
- 2013 JARED COREAU signed as free agent from Northern Michigan (CCHA)
- 2013 LUKE GLENDENING signed as free agent from Grand Rapids (AHL)
- 2013 DANIEL ALFREDSSON signed as free agent from Ottawa
- 2013 STEPHEN WEISS signed as free agent from Florida
- 2014 DAVID LEGWAND from Nashville for Patrick Eaves, Calle Jarnkrok and second-round pick in 2014 Entry Draft (later traded to San Jose)
- 2014 COLIN CAMPBELL signed as free agent from Lake Superior St. (WCHA)
- 2014 TOMAS NOSEK signed as free agent from Pardubice (Czech)
- 2014 KEVIN PORTER signed as free agent from Buffalo
- 2014 ANDY MIELE signed as free agent from Arizona
- 2014 JOE HICKETTS signed as free agent from Victoria (WHL)
- 2014 Lost Andrej Nestrasil to Carolina on waivers
- 2015 ERIK COLE and conditional third-round pick in 2015 Entry Draft (Vili Saarijarvi) from Dallas for Mattias Backman, Mattias Janmark and second-round pick in 2015 Entry Draft (Roope Hintz)
- 2015 MAREK ZIDLICKY from New Jersey for conditional third-round pick in 2016 Entry Draft
- 2015 MIKE GREEN signed as a free agent from Washington
- 2015 BRAD RICHARDS signed as a free agent from Chicago
- 2015 ERIC TANGRADI signed as a free agent from Montreal

DETROIT RED WINGS MOMENTS

MICHIGAN FLAVOR



BREAKOUT SEASON: With a previous career high of 10 goals, Justin Abdelkader was among the NHL's biggest breakout stars, more than doubling his previous single-season high with 23 goals. Abdelkader scored 10 goals in the month of March alone, rattling off several goal streaks over 13 games from March 4 to 28. The Muskegon, Mich., native also led the Red Wings with two overtime goals and 153 hits.

**IT'S MORE
THAN HOCKEY.**

WEARERS OF THE WINGED WHEEL

A

JUSTIN ABDELKADER, LW 2007-08 TO PRESENT

Gerry Abel, C	1966-67
Sid Abel, C-LW	1938-39 to 42-43; 45-46 to 51-52
Gene Achtymchuk, C	1957-58
Greg C. Adams, LW	1989-90
Micah Aivazoff, LW	1993-94
Gary Aldcorn, LW	1959-60 to 60-61
Daniel Alfreðsson	2013-14
Keith Allen, D	1953-54 to 54-55
Ralph Almas, G	1946-47; 52-53
Adam Almquist, D	2013-14
Dave Amadio, D	1957-58
Date Anderson, D	1956-57
Earl Anderson, RW	1974-75
Ron Anderson, RW	1967-68 to 68-69
Tom Anderson, C	1934-35
JOAKIM ANDERSSON, C 2011-12 TO PRESENT	
Al Arbour, D	1953-54; 55-56 to 57-58
Jack Arbour, D-LW	1926-27
Murray Armstrong, C	1943-44 to 45-46
Brent Ashton, LW	1986-87 to 87-88
Ossie Asmundson, RW	1934-35
Pierre Aubry, C-LW	1983-84 to 84-85
Phillipe Audet, LW	1998-99
Larry Aurie, RW	1927-28 to 38-39
Sean Avery, C	2001-02 to 2002-03

B

Pete Babando, LW	1949-50
Ace Bailey, LW	1972-73 to 73-74
Bob Bailey, RW	1956-57 to 57-58
Doug Baldwin, D	1946-47
Doug Barkley, D	1962-63 to 65-66
Ryan Barnes, LW	2003-04
David Barr, RW	1986-87 to 90-91
John Barrett, D	1980-81 to 85-86
Marty Barry, C	1935-36 to 38-39
Hank Bassen, G	1960-61 to 63-64; 65-66 to 66-67
Frank Bathe, D	1974-75 to 75-76
Andy Bathgate, C-RW	1965-66 to 66-67
Bob Baun, D	1968-69 to 70-71
Sergei Bautin, D	1993-94
Red Beattie, LW	1937-38
Clarence Behling, D	1940-41 to 42-43
Pete Bellefeuille, RW	1926-27; 28-29 to 29-30
Frank Bennett, C	1943-44
Red Berenson, C	1970-71 to 74-75
Michel Bergeron, RW	1974-75 to 77-78
Marc Bergevin, D	1995-96
Gary Bergman, D	1964-65 to 74-75
Thommie Bergman, D	1972-73 to 74-75; 77-78 to 79-80
Fred Berry, C	1976-77
Todd Bertuzzi, RW	2006-07, 2009-10 to 2013-14
Phil Bestler, RW	1938-39
Pete Bessone, D	1937-38
Allan Bester, G	1990-91 to 91-92
Bill Beveridge, G	1929-30
Tom Bissett, C	1990-91
Steve Black, LW	1949-50 to 50-51

Tom Bladon, D	1980-81
Mike Blaisdell, RW	1980-81 to 82-83
Mike Bloom, LW	1974-75 to 76-77
John Blum, D	1988-89
Marc Boileau, C	1961-62
Patrick Boileau	2002-03
Gilles Boisvert, G	1959-60
Leo Boivin, D	1965-66 to 66-67
Ivan Boldirev, C-LW	1982-83 to 84-85
Dan Bolduc, RW	1978-79 to 79-80
Marcel Bonin, LW	1952-53 to 54-55
Darryl Bootland, RW	2003-04 to 2006-07
Henry Boucha, LW	1971-72 to 73-74
Claude Bourque, G	1939-40
Ralph "Scotty" Bowman, D	1934-35 to 39-40
Rick Bowness, RW	1977-78
Yank Boyd, RW	1934-35
John Brenneman, LW	1967-68
Carl Brewer, D	1969-70
Archie Briden, LW	1926-27
Mel Bridgman, LW-C	1987-88 to 87-88
Bernie Brophy, C	1928-29 to 29-30
Adam Brown, LW	1941-42 to 43-44; 45-46 to 46-47
Andy Brown, G	1971-72 to 72-73
Arnie Brown, D	1970-71 to 71-72
Connie Brown, C	1938-39 to 42-43
Doug Brown, RW/LW	1995 to 2000-01
Gerry Brown, LW	1941-42; 45-46
Larry Brown, D	1970-71
Stan Brown, D	1927-28
Jeff Brubaker, C	1988-89
Ed Bruneteau, RW	1941-42; 43-44 to 48-49
Mud Bruneteau, RW	1935-36 to 45-46
Damien Brunner, RW	2012-13
Fabian Brunstrom, LW	2011-12
Bill Brydge, D	1928-29
John Bucyk, LW	1955-56 to 56-57
Tony Bukovich, LW	1943-44 to 44-45
Hy Buller, D	1943-44 to 44-45
Charlie Burns, C	1958-59
Shawn Burr, C	1984-85 to 95
Cummy Burton, LW	1955-56; 57-58 to 58-59
Eddie Bush, D	1938-39; 41-42
Walter Buswell, D	1932-33 to 34-35
Yuri Butsayev, C	1999-2000 to 2000-01
Dmitri Bykov, D	2002-03

C

Kyle Calder, LW	2006-07
MITCH CALLAHAN, RW 2013-14	
Al Cameron, D	1975-76 to 78-79
Craig Cameron, RW	1966-67
Colin Campbell, D	1982-83 to 84-85
Terry Carkner, D	1993-94 to 95
Gene Carrigan, C	1932-33 to 33-34
Billy Carroll, C	1985-86 to 86-87
Greg Carroll, C	1978-79
Dwight Carruthers, D	1965-66
Frank Carson, RW	1931-32 to 33-34
Jimmy Carson, C	1989-90 to 92-93



WEARERS OF THE WINGED WHEEL

Joe Carveth, RW-C	1940-41 to 45-46; 49-50 to 50-51
Bart Crashley, D	1965-66 to 68-69; 74-75
Frank Cernik, LW	1984-85
John Chabot, C	1987-88 to 90-91
Milan Chalupa, D	1984-85
Bob Champoux, G	1963-64
Guy Charron, C-LW	1970-71 to 74-75
Lude Check, LW	1943-44
Chris Chelios, D	1998-99 to 2008-09
Real Chevrefils, LW	1955-56
Tim Cheveldae, G	1988-89 to 93-94
Alain Chevrier, G	1990-91
Steve Chiasson, D	1987-88 to 93-94
Dino Ciccarelli, RW	1992-93 to 95-96
Chris Cichocki, RW	1985-86 to 86-87
Wendel Clark, LW	1998-99
DAN CLEARY, RW	2005-06 TO PRESENT
Rejean Cloutier, D	1979-80 to 81-82
Roland Cloutier, C	1977-78 to 78-79
Steve Coates, RW	1976-77
Paul Coffey, D	1992-93 to 95-96
Carlo Colaiacovo, D	2012-13
Erik Cole, LW	2014-15
Bill Collins, RW	1970-71 to 73-74
Mike Commodore, D	2011-12
Brian Conacher, C	1971-72
Charlie Conacher, RW	1938-39
Jim Conacher, LW	1945-46 to 48-49
Roy Conacher, LW	1946-47
Ty Conklin, G	2008-09; 2011-12
Alex Connell, G	1931-32
Wayne Connelly, RW	1968-69 to 70-71
Chris Connor, RW	2011-12
Bob Connors, C	1928-29 to 29-30
Bob Cook, RW	1972-73
Carson Cooper, RW	1927-28 to 31-32
Norm Corcoran, RW	1955-56
Murray Costello, C	1955-56 to 56-57
Gerry Couture, RW	1944-45 to 50-51
Abbie Cox, G	1933-34
Danny Cox, LW	1931-32
Murray Craven, LW-C	1982-83 to 83-84
Bobby Crawford, C	1982-83
Jim Creighton, C	1930-31 to 31-32
Cory Cross, D	2005-06
Doug Crossman, D	1990-91 to 91-92
Gary Croteau, LW	1969-70
Troy Crowder, RW	1991-92
Roger Crozier, G	1963-64 to 69-70
Wiif Cude, G	1933-34
Barry Cullen, RW	1959-60
Ray Cullen, C	1966-67
Jim Cummins, LW	1991-92 to 92-93
Ian Cushman, D	1963-64

D	
Frank Daley, D-LW	1928-29
Joe Daley, G	1971-72
Mathieu Dandenault, RW-D	1995-96 to 2003-04
PAVEL DATSYUK, C	2001-2002 TO PRESENT
Lorne Davis, RW	1954-55
Bob Davis, D	1932-33
Mal Davis, RW	1978-79 to 80-81
Billy Dea, LW	1956-57 to 57-58; 69-70 to 70-71
Don Deacon, C	1936-37; 38-39 to 39-40
Nelson DeBenedet, LW	1973-74
Denis Dejordy, G	1972-73 to 73-74
DANNY DEKEYSER, D	2012-13 TO PRESENT
Gilbert Delorme, D	1987-88 to 88-89
Alex Delvecchio, C-LW	1950-51 to 73-74
Boyd Devereaux, C	2000-01 to 2003-04
Al Dewsbury, D	1946-47 to 47-48; 49-50
Per Djoos, D	1990-91
Ed Diachuk, LW	1960-61
Bob Dillabough, LW	1961-62 to 64-65
Cecil Dillon, RW	1939-40
Bill Dineen, RW	1953-54 to 57-58
Peter Dineen, D	1989-90
Connie Dion, G	1943-44 to 44-45
Marcel Dionne, C	1971-72 to 74-75
Gary Doak, D	1965-66; 1972-73
Dolly Dolson, G	1928-29 to 30-31
Bobby Dollas, D	1990-91 to 92-93
Lloyd Doran, C	1946-47
Red Doran, D	1937-38
Ken Doraty, RW	1937-38
Kent Douglas, D	1967-68 to 68-69
Les Douglas, C	1940-41; 42-43; 46-47
Aaron Downey, RW	2007-08 to 2008-09
Dallas Drake, C-LW	1992-93 to 93-94; 2007-08
Kris Draper, C	1993-94 to 2010-11
Rene Drolet, RW	1974-75
Clarence Drouillard, C	1937-38
Gilles Dube, LW	1953-54
Steve Duchesne, D	1999-00 to 2001-02
Ron Duguay, RW-C	1983-84 to 85-86
Lorne Duguid, LW	1934-35 to 35-36
Art Duncan, D	1926-27
Blake Dunlop, C	1983-84

E	
Bruce Eakin, C	1985-86
Murray Eaves, C	1987-88; 1989-90
Patrick Eaves, RW	2009-10 to 2013-14
Tim Ecclestone, RW	1970-71 to 73-74
Roy Edwards, G	1967-68 to 70-71; 72-73 to 73-74
Pat Egan, D	1943-44
Gerry Ehman, RW	1958-59
Bo Etik, LW	1962-63
Darren Eliot, G	1987-88
Matt Ellis, LW	2006-07
Cory Emmerton	2010-11 to 2013-14
Hap Emms, LW	1931-32 to 33-34
JONATHAN ERICSSON, D	2007-08 TO PRESENT
Anders Eriksson, D	1995-96 to 98-99



WEARERS OF THE WINGED WHEEL

Bob Errey, LW	1995-96 to 96-97
Bob Essensa, G	1993-94
Chris Evans, D	1973-74
Stu Evans, D	1930-31; 32-33 to 33-34

F

Bob Falkenberg, D	1966-67 to 68-69; 70-71 to 71-72
Alex Faulkner, C	1962-63 to 63-64
Bernie Federko, C	1989-90
Lorne Ferguson, LW	1955-56 to 57-58
Sergei Fedorov, C	1990-91 to 2002-03
Brent Fedyk, D	1987-88 to 91-92
Mark Ferner, D	1995

LANDON FERRARO, C

2013-14 TO PRESENT

Viacheslav Fetisov, D	1995 to 97-98
Guyle Fielder, C	1952-53; 57-58
Tom Filmore, RW	1930-31 to 31-32
Valteri Filppula, C	2005-06 to 2012-13
Jiri Fischer, D	1999-2000 to 2006-07
Dunc Fisher, RW	1958-59
Joe Fisher, RW	1939-40 to 42-43
Lee Fogolin, D	1947-48 to 50-51
Rick Foley, D	1973-74
Mike Foligno, RW	1979-80 to 81-82
Bill Folk, D	1951-52 to 52-53
Len Fontaine, RW	1972-73 to 73-74
Val Fonteyne, C-LW	1959-60 to 62-63; 64-65 to 66-67
Dwight Foster, C	1982-83 to 85-86
Yip Foster, D	1933-34 to 34-35
Frank Foyston, C	1926-27 to 27-28
Bobby Francis, C	1982-83
Jimmy Franks, G	1936-37 to 37-38; 43-44
Gord Fraser, D	1927-28 to 28-29
JOHAN FRANZEN, C	2005-06 TO PRESENT
Frank Frederickson, C	1926-27; 30-31
Tim Friday, D	1985-86
Miroslav Frycer, RW	1988-89
Robbie Ftorek, C	1972-73 to 73-74

G

Bill Gadsby, D	1961-62 to 65-66
Jody Gage, RW	1980-81 to 81-82; 83-84
Art Gagne, RW	1931-32
Johnny Gallagher, D	1932-33; 36-37
Gerard Gallant, LW	1984-85 to 92-93
Dave Gagner, G	1990-91
George Gardner, G	1965-66 to 67-68
Danny Gare, RW	1981-82 to 85-86
Johan Garpenlov, LW	1990-91 to 91-92
Dave Gauthier, G	1953-54
Fern Gauthier, RW	1945-46 to 48-49
George Gee, C	1948-49 to 50-51
Ed Giacomin, G	1975-76 to 77-78
Gus Giesebrecht, C	1938-39 to 41-42
Gilles Gilbert, G	1980-81 to 82-83
Brent Gilchrist, C	1997-98 to 2001-02
Todd Gill, D	1998-99; 1999-2000 to 2000-01
Art Giroux, RW	1935-36
Larry Giroux, D	1974-75 to 77-78
LUKE GLENDENING, C	2013-14 TO PRESENT

Lorry Gloeckner, D	1978-79
Fred Glover, RW	1948-49 to 51-52
Howie Glover, RW	1960-61 to 61-62
Warren Godfrey, D	1955-56 to 61-62; 63-64 to 67-68
Pete Goegan, D	1957-58 to 66-67
Bob Goldham, D	1950-51 to 55-56
Leroy Goldsworthy, RW	1930-31; 32-33
Yan Golubovsky, D	1997-98 to 1999-2000
Ebbie Goodfellow, C-D	1929-30 to 42-43
Fred Gordon, RW	1926-27
Ted Graham, D	1933-34 to 34-35
Danny Grant, LW	1974-75 to 77-78
Doug Grant, G	1973-74 to 75-76
Leo Gravelle, RW	1950-51
Adam Graves, C	1987-88 to 89-90
Gerry Gray, G	1970-71
Harrison Gray, G	1963-64
Red Green, LW	1928-29
Rick Green, D	1990-91
Stu Grimson, LW	1995 to 96-97
Lloyd Gross, LW	1933-34 to 34-35
Don Grosso, C	1938-39; 44-45
Danny Gruen, LW	1972-73 to 73-74
Bep Guidolin, LW	1947-48 to 48-49
Jonas Gustavsson, G	2012-13 to 2014-15

H

Marc Habscheid, C/RW	1989-90 to 90-91
Lloyd Haddon, D	1959-60
Gord Haidy, RW	1949-50
Slim Halderson, D	1926-27
Len Haley, RW	1959-60 to 60-61
Bob Halkidis, D	1993-94 to 95
Glenn Hall, G	1952-53; 54-55 to 56-57
Murray Hall, C	1964-65 to 66-67
Doug Halward, D	1986-87 to 88-89
Jean Hamel, D	1973-74 to 80-81
Ted Hampson, C	1963-64 to 64-65; 66-67 to 67-68
Glen Hanlon, G	1986-87 to 90-91
Dave Hanson, D	1978-79
Emil Hanson, D	1932-33
Terry Harper, D	1975-76 to 78-79
Billy Harris, C	1965-66
Ron Harris, D	1962-63 to 63-64; 68-69 to 71-72
Ted Harris, D	1973-74
Gerry Hart, D	1968-69 to 71-72
Harold Hart, LW	1926-27
Mark Hartigan, C	2007-08
Buster Harvey, RW	1975-76 to 76-77
Doug Harvey, D	1966-67
Dominik Hasek, G	2001-2002; 2003-2004, 2006-07 to 2007-08
Derian Hatcher, D	2003-04
Ed Hatoum, RW	1968-69 to 69-70
George Hay, C-LW	1927-28 to 30-31; 32-33
Jim Hay, D	1952-53 to 54-55
Galen Head, RW	1967-68
Rich Healey, D	1960-61
DARREN HELM, C	2007-08 TO PRESENT
Paul Henderson, LW	1962-63 to 67-68
Jack Hendrickson, D	1957-58 to 58-59; 61-62



WEARERS OF THE WINGED WHEEL

Jim Herberts, C	1928-29 to 29-30
Art Herchenratter, C	1940-41
Bryan Hextall, C	1975-76
Dennis Hextall, C	1975-76 to 78-79
Glenn Hicks, LW	1979-80 to 80-81
Harold Hicks, D	1929-30 to 30-31
Tim Higgins, RW	1986-88 to 88-89
Dutch Hiller, LW	1941-42
Jim Hiller, LW	1992-93
Larry Hillman, D	1954-55 to 56-57
John Hilworth, D	1977-78 to 79-80
Kevin Hodson, G	1995-96 to 98-99
Bill Hogaboam, C	1972-73 to 75-76; 78-79 to 79-80
Ken Holland, G	1983-84
Flash Hollett, D	1943-44 to 45-46
Bucky Hollingworth, D	1955-56 to 57-58
Chuck Holmes, RW	1958-59; 61-62
Hap Holmes, G	1926-27 to 27-28
Tomas Holmstrom, LW	1996-97 to 2011-12
John Holota, C	1942-43; 45-46
Pete Horeck, RW-LW	1946-47 to 48-49
Marian Hossa, RW	2008-09
Doug Houda, D	1985-86; 1987-88 to 90-91; 1998-99
JIMMY HOWARD, G	2005-06 TO PRESENT
Gordie Howe, RW	1946-47 to 70-71
Mark Howe, D	1992-93 to 95
Syd Howe, C-LW	1934-35 to 45-46
Steve Hrymnak, D	1952-53
Willie Huber, D	1978-79 to 82-83
Jiri Hudler, C	2003-04, 2008-09, 2010-12
Ron Hudson, RW	1937-38; 39-40
Brent Hughes, D	1973-74
Rusty Hughes, D	1929-30
Brett Hull, RW	2001-2002 to 2003-04
Dennis Hull, LW	1977-78
Kent Huskins, D	2012-13
Matt Hussey, C	2006-07

I

Miroslav Ihnacak, LW	1988-89
Peter Ing, G	1993-94
Earl Ingarfield, C-LW	1980-81
Ron Ingram, D	1963-64

J

Hal Jackson, D	1940-41; 42-43 to 46-47
Doug Janik, D	2009-10 to 2011-12
Lou Jankowski, RW	1950-51; 52-53
Gary Jarrett, LW	1966-67 to 67-68
Pierre Jarry, LW	1973-74 to 74-75
Larry Jeffrey, LW	1961-62 to 64-65
Bill Jennings, RW	1940-41 to 43-44
Al Jensen, G	1980-81
Al Johnson, RW	1960-61 to 62-63
Brian Johnson, RW	1983-84
Danny Johnson, C	1971-72
Earl Johnson, C	1953-54
Greg Johnson, C	1993-94 to 96-97
Larry Johnston, D	1971-72 to 73-74
Ed Johnstone, RW	1983-84; 85-86 to 85-87

Greg Joly, D	1976-77 to 82-83
Buck Jones, D	1938-39 to 39-40; 41-42
Curtis Joseph	2002-03 to 2003-04
Ed Joyal, C	1962-63 to 64-65
TOMAS JURCO, RW	2013-14 TO PRESENT

K

Red Kane, D	1943-44
Al Karlander, C-LW	1969-70 to 72-73
Jack Keating, LW	1938-39 to 39-40
Duke Keats, C	1926-27 to 27-28
Dave Kelly, RW	1976-77
Pete Kelly, RW	1935-36 to 38-39
Red Kelly, D	1947-48 to 59-60
Forbes Kennedy, C	1957-58 to 59-60; 61-62
Sheldon Kennedy, RW	1989-90 to 93-94
Alan Kerr, RW	1991-92
Brian Kilrea, LW	1957-58
Hec Kilrea, LW	1931-32; 35-36 to 39-40
Ken Kilrea, C-LW	1939-40 to 41-42; 43-44
Wally Kilrea, C	1934-35 to 37-38
JAKUB KINDL, D	2009-10 TO PRESENT
Kris King, RW	1987-88 to 88-89
Scott King, G	1990-91 to 91-92
Mark Kirton, C	1980-81 to 82-83
Kelly Kisio, C	1982-83 to 85-86
Hobie Kitchen, D	1926-27
Petr Klima, LW-RW	1985-86 to 89-90; 1998-99
Mike Knuble, RW	1996-97 to 1997-98
Joe Kocur, RW	1984-85 to 90-91; 96-97 to 1999-2000
Ladislav Kohn, RW	2001-2002
Steve Konroyd, D	1992-93 to 93-94
Vladimir Konstantinov, D	1991-92 to 96-97
Tomas Kopecky, RW	2005-06 to 2008-09
Jim Korn, D	1979-80 to 81-82
Mike Korney, RW	1973-74 to 75-76
Chris Kotsopoulos, D	1989-90
Vyacheslav Kozlov, C	1991-92 to 2000-01
Dale Krentz, LW	1986-87 to 88-89
NIKLAS KRONWALL, D	2003-04 TO PRESENT
Jim Krulicki, LW	1970-71
Gord Kruppke, D	1990-91; 92-93 to 93-94
Uwe Krupp, D	1998-99 to 2001-02
Mike Krushelnyski, LW/C	1995
Dave Kryskow, LW	1974-75
Mark Kumpel, RW	1986-87 to 87-88
Maxim Kuznetsov, D	2000-01 to 2001-02

L

Leo Labine, RW	1960-61 to 61-62
Dan Labraaten, LW	1978-79 to 80-81
Randy Ladouceur, D	1982-83 to 86-87
Mark Laforest, G	1985-86 to 86-87
Claude Laforge, LW	1958-59; 60-61 to 61-62; 63-64 to 64-65
Roger Lafreniere, D	1962-63
Serge Lajeunesse, D	1970-71 to 72-73
Hec Lalonde, C	1957-58
Joe Lamb, LW	1937-38
Mark Lamb, C	1986-87
Lane Lambert, RW	1983-84 to 85-86



WEARERS OF THE WINGED WHEEL

Marc Lamothe, G	2003-04
Robert Lang, C	2003-04 to 2006-07
Josh Langfeld, RW	2006-07
Al Langlois, D	1963-64 to 64-65
Darryl Laplante, C	1997-98 to 1999-2000
Rick Lapointe, D	1975-76 to 76-77
Martin Lapointe, RW	1991-92 to 2000-01
Igor Larionov, C	1995-96 to 1999-2000; 2000-01 to 2002-03
Reed Larson, D	1976-77 to 85-86
BRIAN LASHOFF, D	2012-13 TO PRESENT
Brian Lavender, LW	1972-73 to 73-74
Dan Lawson, RW	1967-68 to 68-69
Reggie Leach, RW	1982-83
Jim Leavins, D	1985-86
Brett Lebda, D	2005-06 to 2009-10
Fernand Leblanc, RW	1976-77 to 78-79
J.P. Leblanc, C	1975-76 to 78-79
Rene Leclerc, RW	1968-69; 70-71
Manny Legace, G	1999-2000 to 2005-06
Claude Legris, G	1980-81 to 81-82
David Legwand, C	2013-14
Ville Leino, LW	2008-09 to 2009-10
Real Lemieux, LW	1966-67
Tony Leswick, RW	1951-52 to 54-55; 57-58
Dave Lewis, D	1986-87 to 87-88
Herb Lewis, LW	1928-29 to 38-39
Nick Libett, LW	1967-68 to 78-79
Tony Licari, RW	1946-47
Nicklas Lidstrom, D	1991-92 to 2011-12
Andreas Lilja, D	2005-06 to 2009-10
Ted Lindsay, LW	1944-45 to 56-57; 64-65
Carl Liscombe, LW	1937-38 to 45-46
Ed Litzenberger, RW	1961-62
Bill Lochead, RW	1974-75 to 78-79
Mark Lofthouse, RW	1981-82 to 82-83
Claude Loiselle, C	1981-82 to 85-86
Barry Long, D	1979-80
Clem Loughlin, D	1926-27 to 27-28
Ron Low, G	1977-78
Larry Lozinski, G	1980-81
Dave Lucas, D	1962-63
Don Luce, C	1970-71
Harry Lumley, G	1943-44 to 49-50
Len Lunde, C-RW	1958-59 to 61-62
Tord Lundstrom, LW	1973-74
Pat Lundy, C	1945-46 to 48-49
Chris Luongo, D	1990-91
George Lyle, LW	1979-80 to 81-82
Jack Lynch, D	1973-74 to 74-75
Vic Lynn, D	1943-44
M	
Joey MacDonald, G	2006-07 to 2011-12
Lowell MacDonald, RW	1961-62 to 64-65
Parker MacDonald, LW	1960-61 to 66-67
Bruce MacGregor, RW	1960-61 to 70-71
Calum McKay, LW	1946-47; 48-49
Howard Mackie, RW	1936-37 to 37-38
Don MacLean, RW	2005-06
Paul MacLean, RW	1988-89

Rick MacLeish, LW	1983-84
Brian MacLellan, LW	1991-92
John MacMillan, LW	1963-64 to 64-65
Jamie Macoun, D	1997-98 to 1998-99
Frank Mahovlich, LW	1967-68 to 70-71
Pete Mahovlich, C	1965-66 to 68-69; 79-80 to 80-81
Steve Maltais, LW	1979-81, 1993-94
Kirk Maltby, LW	1995-96 to 2009-10
Dan Maloney, LW	1975-76 to 77-78
Randy Manery, D	1970-71 to 71-72
Ken Mann, RW	1975-76
Bob Manno, LW-D	1983-84 to 84-85
Norm Maracle, G	1997-98 to 1998-99
ALEXEY MARCHENKO, D	2013-14 TO PRESENT
Lou Marcon, D	1958-59 to 59-60; 62-63
Gus Marker, RW	1932-33 to 33-34
Danny Markov	2006-07
Brad Marsh, D	1990-91 to 91-92
Gary Marsh, LW	1967-68
Bert Marshall, D	1965-66 to 67-68
Clare Martin, D	1949-50 to 50-51
Pit Martin, C	1961-62; 63-64 to 65-66
Don Martineau, RW	1975-76 to 76-77
Steve Martinson, D	1987-88
Charlie Mason, RW	1938-39
Roland Matte, D	1929-30
Brad May, RW	2009-10
Gary McAdam, RW	1980-81
Jud McAtee, LW	1943-44 to 44-45
Stan McCabe, LW	1929-30 to 30-31
Doug McCaig, D	1941-42; 45-46 to 47-48
Rick McCann, C	1967-68 to 71-72; 74-75
Tom McCarthy, LW	1956-57 to 58-59
Darren McCarty, LW	1993-94 to 2003-04; 2007-08 to 2008-09
Kevin McClelland, RW	1989-90 to 90-91
TOM MCCOLLUM, G	2010-11 TO PRESENT
Bob McCord, D	1965-66 to 67-68
Dale McCourt, C	1977-78 to 81-82
Bill McCreary, LW	1957-58
Brad McCrimmon, D	1990-91 to 92-93
Brian McCutcheon, LW	1974-75 to 76-77
Ab McDonald, LW	1965-66 to 66-67; 71-72
Bucko McDonald, D	1934-35 to 38-39
Byron McDonald, LW	1939-40; 44-45
Al McDonough, RW	1977-78
Bill McDougall, C	1990-91
Pete McDuffe, G	1975-76
Mike McEwen, D	1985-86
Jim McFadden, C	1946-47 to 50-51
Bob McGill, D	1991-92
Tom McGratton, G	1947-48
Bert McInenty, LW	1930-31 to 31-32
Jack McIntyre, LW	1957-58 to 59-60
Doug McKay, LW	1949-50
Randy McKay, RW	1988-89 to 90-91
Walt McKechnie, C	1974-75 to 76-77; 81-82 to 82-83
Tony McKegney, RW	1989-90
Don McKenney, LW	1965-66
Bill McKenzie, G	1973-74 to 74-75
John McKenzie, RW	1959-60 to 60-61



WEARERS OF THE WINGED WHEEL

Andrew McKim, C	1995
Rollie McLenahan, D	1945-46
Al McLeod, D	1973-74
Don McLeod, G	1970-71
Mike McMahon, D	1969-70
Max McNab, C	1947-48 to 50-51
Billy McNeill, RW	1956-57 to 59-60; 62-63 to 63-64
Stu McNeill, C	1957-58 to 59-60
Basil McRae, LW	1985-86 to 86-87
Chris McRae, LW	1989-90
Pat McReavy, LW	1941-42
Derek Meech, D	2006-07 to 2010-11
Harry Meeking, LW	1926-27
Tom Mellor, D	1973-74 to 74-75
Gerry Melnyk, C	1955-56; 59-60 to 60-61
Barry Melrose, D	1983-84; 85-86
Howie Menard, C	1963-64
Glenn Merkosky, LW	1985-86; 89-90
Corrado Micallef, G	1981-82 to 85-86
Nick Mickoski, LW	1957-58 to 58-59
Hugh Millar, D	1946-47
Greg Millen, G	1991-92
DREW MILLER, LW	2009-10 TO PRESENT
Kevin Miller, RW	1990-91 to 91-92; 2003-04
Perry Miller, D	1977-78 to 80-81
Tom Miller, C	1970-71
Eddie Mio, G	1983-84 to 85-86
Dmitri Mironov, D	1997-98
John Miszuk, D	1963-64
Bill Mitchell, D	1963-64
Mike Modano	2010-11
John Mokosak, D	1988-89 to 89-90
Ron Moffatt, LW	1932-33 to 34-35
Garry Monahan, LW	1969-70
Hank Montieth, LW	1968-69 to 70-71
Alfie Moore, G	1939-40
Don Morrison, C	1947-48 to 48-49
Jim Morrison, D	1959-60
Rod Morrison, RW	1947-48
Dean Morton, D	1989-90
Gus Mortson, D	1958-59
Alex Motter, D	1937-38 to 42-43
John Mowers, G	1940-41 to 42-43; 46-47
PETER MRAZEK, G	2012-13 TO PRESENT
Mark Mowers, RW	2003-04 to 2005-06
Wayne Muloin, D	1963-64
Don Murdoch, RW	1981-82
Brian Murphy, C	1974-75
Joe Murphy, C-RW	1986-87 to 89-90
Larry Murphy, D	1996-97 to 2000-01
Ron Murphy, LW	1964-65 to 65-66
Jan Mursak, RW	2010-11 to 2012-13
Ken Murray, D	1972-73
Terry Murray, D	1976-77
Anders Myrvold, D	2003-04
N	
Jim Nahrgang, D	1974-75 to 76-77
Vaclav Nedomansky, C-RW	1977-78 to 81-82
Andrej Nestrasil, C	2014-15

Kris Newbury, C	2009-2010
Rick Newell, D	1972-73 to 73-74
John Newman, C	1930-31
Eddie Nicholson, D	1947-48
Jim Niekamp, D	1970-71 to 71-72
Jim Nill, RW	1987-88 to 89-90
Reg Noble, D	1927-28 to 32-33
Ted Nolan, LW	1981-82; 83-84
Brad Norton, D	2006-07
Lee Norwood, D	1986-87 to 90-91
Hank Nowak, LW	1974-75
GUSTAV NYQUIST, LW	2011-12 TO PRESENT

O	
Adam Oates, C	1985-86 to 88-89
Russ Oatman, LW	1926-27
Mike O'Connell, D	1985-86 to 89-90
Gerry Odrowski, D	1960-61 to 62-63
John Ogrodnick, LW	1979-80 to 86-87; 92-93
Fredrik Olausson, D	2001-2002
Murray Oliver, C	1957-58; 59-60 to 60-61
Dennis Olson, LW	1957-58
Jimmy Orlando, D	1936-37 to 37-38; 39-40 to 42-43
Mark Osborne, LW	1981-82 to 82-83
Chris Osgood, G	1993-94 to 2000-01; 2005-06 to 2010-11
XAVIER OUELLET, D	2013-14 TO PRESENT

P	
Pete Palangio, LW	1927-28
Brad Park, D	1983-84 to 84-85
Joe Paterson, LW	1980-81 to 83-84
George Patterson, RW	1934-35
Butch Paul, C	1964-65
Marty Pavelich, LW	1947-48 to 56-57
Jim Pavese, D	1987-88 to 88-89
Mark Pederson, LW	1993-94
Bert Peer, RW	1939-40
Bob Perreault, G	1958-59
Jim Peters, Jr., C	1964-65 to 67-68
Jim Peters, Sr., RW	1949-50 to 50-51; 53-54
Brent Peterson, C	1978-79 to 81-82
Gord Pettinger, C	1933-34 to 37-38
Robert Picard, D	1989-90
Alex Pirus, RW	1979-80
Rob Plumb, LW	1977-78 to 78-79
Nellie Podolsky, LW	1948-49
Bud Poile, RW	1948-49
Don Poile, C-RW	1954-55; 57-58
Dennis Polonich, RW	1974-75 to 80-81; 82-83
Poul Popiel, D	1968-69 to 69-70
Marc Potvin, LW	1990-91 to 91-92
Dean Prentice, LW	1965-66 to 68-69
Noel Price, D	1961-62
Keith Primeau, C/LW	1990-91 to 95-96
Bob Probert, LW-RW	1985-86 to 93-94
Andre Pronovost, LW	1962-63 to 64-65
Marcel Pronovost, D	1949-50 to 64-65
Metro Prystai, RW-C	1950-51 to 57-58
TEEMU PULKKINEN, RW	2013-14 TO PRESENT
Cliff Purpur, RW	1944-45



WEARERS OF THE WINGED WHEEL

Chris Pusey, G	1985-86
Jamie Pushor, D	1995-96 to 97-98
Nelson Pyatt, C	1973-74 to 74-75

Q

Bill Quackenbush, D	1942-43 to 48-49
KYLE QUINCEY, D	2005-06 TO 2007-08, 2011-12 TO PRESENT

R

Yves Racine, D	1989-90 to 92-93
Brian Rafalski, D	2007-08 to 2010-11
Clare Raglan, D	1950-51
Mike Ramsey, D	1995-96; 96-97
Bill Ranford, G	1998-99
Matt Ravlich, D	1969-70
Marc Reaume, D	1959-60 to 60-61
Billy Reay, C	1943-44 to 44-45
Mickey Redmond, RW	1970-71 to 75-76
Dutch Reibel, C	1953-54 to 57-58
Gerry Reid, C	1948-49
Leo Reise, D	1946-47 to 51-52
Dave Richardson, LW	1967-68
Terry Richardson, G	1973-74 to 76-77
Steve Richmond, D	1985-86
Vincent Riendeau, G	1991-92 to 93-94
Dennis Riggins, G	1959-60; 62-63
Jim Riley, RW	1926-27
Bob Ritchie, LW	1976-77 to 77-78
Mattias Ritola, C	2007-08 to 2009-10
Jamie Rivers, D	2003-04 to 2005-06
Wayne Rivers, RW	1961-62
John Ross Roach, G	1932-33 to 34-35
Phil Roberto, RW	1974-75 to 75-76
Doug Roberts, RW	1965-66 to 67-68; 73-74 to 74-75
Earl Robertson, G	1936-37
Fred Robertson, D	1933-34
Torrie Robertson, LW	1988-89 to 89-90
Nathan Robinson, LW	2003-04
Luc Robitaille, LW	2001-2002 to 2002-2003
Mike Robitaille, D	1970-71
Desse Roche, RW	1934-35
Earl Roche, LW	1934-35
Dave Rochefort, C	1966-67
Leon Rochefort, RW	1971-72 to 72-73
Harvey Rockburn, D	1929-30 to 30-31
Marc Rodgers, RW	1999-2000
Stacy Roest, C	1998-99 to 1999-2000
Dale Rolfe, D	1969-70 to 70-71
Rottlie Rossignol, LW	1943-44; 45-46
Rolty Roulston, D	1936-37
Bob Rouse, D	1995 to 97-98
Tom Rowe, RW	1982-83
Bernie Ruelle, LW	1943-44
Pat Rupp, G	1963-64
Jimmy Rutherford, G	1970-71; 73-74 to 80-81; 82-83

S

Andre St. Laurent, C	1977-78 to 78-79; 83-84
Sam St. Laurent, G	1986-87 to 89-90
Ruslan Salei, D	2010-11
Borje Salming, D	1989-90

Barry Salovaara, D	1974-75 to 75-76
Mikael Samuelsson, RW	2005-06 to 2009-10; 2012-13 to 2013-14
Ulf Samuelsson, D	1998-99
Tomas Sandstrom, RW-LW	1996-97
Ed Sanford, D	1955-56
Bob Sauve, G	1981-82
Terry Sawchuk, G	1949-50 to 54-55; 57-58 to 63-64; 68-69
Kevin Schamehorn, RW	1976-77; 79-80
Mathieu Schneider, D	2002-03 to 2006-07
Jim Schoenfeld, D	1981-82 to 82-83
Dwight Schofield, D	1976-77
Enio Sclisizzi, LW	1946-47 to 49-50; 51-52
Earl Seibert, D	1944-45 to 45-46
Ric Seiling, RW	1986-87
Brendan Shanahan, RW-LW	1996-97 to 2005-06
Daniel Shank, RW	1989-90 to 90-91
Jeff Sharples, D	1986-87 to 88-89
RILEY SHEAHAN, C	2011-12 TO PRESENT
Doug Shedden, RW	1985-86 to 86-87
Bobby Sheehan, C	1976-77
Tim Sheehy, RW	1977-78
Frank Sheppard, C	1927-28
John Sheppard, LW	1926-27 to 27-28
Ray Sheppard, RW	1991-92 to 95
Gord Sherritt, D	1943-44
John Sherf, LW	1935-36 to 38-39; 43-44
Jim Shires, LW	1970-71
Steve Short, D	1978-79
Gary Shuchuk, RW	1990-91
Dave Silk, RW	1984-85
Mike Sillinger, C	1990-91 to 95
Cully Simon, D	1942-43 to 44-45
Thain Simon, D	1946-47
Cliff Simpson, C	1946-47 to 47-48
Reg Sinclair, RW	1952-53
Darryl Sittler, C-LW	1984-85
Bjorne Skaare, C	1978-79
Glen Skov, C	1949-50 to 54-55
Jiri Slegr, D	2001-02
Al Smith, G	1971-72
Alex Smith, D	1931-32
Brad Smith, RW	1980-81 to 84-85
BRENDAN SMITH, D	2011-12 TO PRESENT
Brian Smith, LW	1957-58; 60-61
Carl Smith, LW	1943-44
Derek Smith, C	1981-82 to 82-83
Floyd Smith, RW	1962-63 to 67-68
Greg Smith, D	1981-82 to 85-86
Nakina Dalton Smith, LW	1943-44
Normie Smith, G	1934-35 to 38-39; 43-44 to 44-45
Rick Smith, D	1980-81
Ted Snell, RW	1974-75
Harold Snepsts, D	1985-86 to 87-88
Sandy Snow, RW	1968-69
Dennis Sobchuk, C	1979-80
Ken Solheim, LW	1982-83
Bob Solinger, LW	1959-60
John Sorrell, LW	1930-31 to 37-38
Fred Speck, C	1968-69 to 69-70
Ted Speers, RW	1985-86



WEARERS OF THE WINGED WHEEL

Irv Spencer, D-LW	1963-64 to 65-66; 67-68
RYAN SPROUL, D	2013-14
Ron Stackhouse, D	1971-72 to 73-74
Garrett Stafford, D	2007-08
Ed Stankiewicz, LW	1953-54; 55-56
Wilf Starr, C	1933-34 to 35-36
Vic Stasiuk, RW-LW	1950-51 to 54-55; 60-61 to 62-63
Ray Staszak, RW	1985-86
Frank Steele, LW	1930-31
Greg Stefan, G	1981-82 to 89-90
Pete Stenkowski, C	1967-68 to 70-71
Blair Stewart, LW	1973-74 to 74-75
Jack Stewart, LW	1950-51
Jack Stewart, D	1938-39 to 42-43; 45-46 to 49-50
Gord Strate, D	1956-57 to 58-59
Art Stratton, C	1963-64
Brad Stuart, D	2007-08 to 2011-12
Herb Stuart, G	1926-27
Barry Sullivan, RW	1947-48
Bill Sutherland, LW	1971-72

T

John Taft, D	1978-79
Jean-Guy Talbot, D	1967-68
Chris Tancil, C	1991-92 to 92-93
TOMAS TATAR, LW	2010-11 TO PRESENT
Billy Taylor, C	1946-47
Ted Taylor, LW	1966-67
Tim Taylor, LW	1993-94 to 96-97
Harvey Teno, G	1938-39
Larry Thibeault, LW	1944-45
Steve Thomas, RW	2003-04
Billy Thomson, RW	1938-39; 43-44
Cecil Thompson, G	1938-39 to 39-40
Errol Thompson, LW	1977-78 to 80-81
Jordin Tootoo, RW	2012-13 to 2013-14
Jerry Toppazzini, RW	1955-56
Larry Trader, D	1982-83; 84-85
Percy Traub, D	1927-28 to 28-29
Dave Trotter, LW	1938-39
Joe Turner, G	1941-42

U

Norm Ullman, C	1955-56 to 67-78
Garry Unger, C	1967-68 to 70-71

V

Rogie Vachon, G	1978-79 to 79-80
Eric Vail, LW	1981-82
Rick Vasko, D	1979-80 to 80-81
Darren Veitch, D	1985-86 to 87-88
Pat Verbeek, RW	1999-2000 to 2000-01
Mike Vernon, G	1995 to 96-97
Dennis Vial, D	1990-91 to 92-93
Doug Volmer, RW	1969-70 to 71-72
Carl Voss, C	1932-33

W

Jack Walker, LW	1926-27 to 27-28
Bob Wall, D	1964-64 to 66-67; 71-72
Jesse Wallin, D	1999-2000; 2000-01 to 2002-03

Wes Walz, C	1995-96
Aaron Ward, D	1993-94 to 2000-01
Eddie Wares, RW	1937-38 to 42-43
Bryan Watson, D	1965-66 to 66-67; 73-74 to 76-77
Harry Watson, LW	1942-43; 45-46
Jim Watson, D	1963-64 to 65-66; 67-68 to 69-70
Brian Watts, LW	1975-76
Tom Webster, RW	1970-71 to 71-72; 79-80
Cooney Weiland, C	1933-34 to 34-35
Stan Weir, C	1982-83
Stephen Weiss, C	2013-14 to 2014-15
Carl Wetzel, G	1964-65
Ian White, D	2011-12 TO 2012-13
Bob Whitelaw, D	1940-41 to 41-42
Ray Whitney, LW	2003-04
Archie Wilder, LW	1940-41
Bob Wilkie, D	1990-91
Burr Williams, D	1933-34; 36-37
Dave "Tiger" Williams, LW	1984-85
Fred Williams, C	1976-77
Jason Williams, C	2000-01 to 2003-04; 2009-10
John Wilson, LW	1949-50 to 54-55; 57-58 to 58-59
Larry Wilson, C	1949-50; 51-52 to 52-53
Ross "Lefty" Wilson, G	1953-54
Rick Wilson, D	1976-77
Murray Wing, D	1973-74
Eddie Wiseman, RW	1932-33 to 35-36
Steve Wochoy, C-RW	1944-45; 46-47
Benny Voit, D	1950-51 to 54-55
Mike Wong, C	1975-76
Paul Woods, LW	1977-78 to 83-84
Jason Woolley, C	2002-03 to 2005-06
Ken Wregget, G	1999-2000
Larry Wright, RW-C	1977-78

Y

Jason York, D	1992-93 to 95
B. J. Young, R	1999-2000
Doug Young, D	1931-32 to 38-39
Howie Young, D	1960-61 to 62-63; 66-67 to 67-68
Warren Young, LW	1985-86
Paul Ysebaert, LW	1990-91 to 92-93
Steve Yzerman, C	1983-84 to 2005-06

Z

Larry Zeidel, D	1951-52 to 52-53
Ed Zeniuk, D	1954-55
HENRIK ZETTERBERG, LW	2002-03 TO PRESENT
Marek Zidlicky, D	2014-15
Rick Zombo, D	1984-85 to 91-92
Rudy Zurich, D	1943-44



DETROIT RED WINGS ALL-TIME NUMBERS

NO. 1

Harry Holmes	1926-27 to 27-28
Dolly Dolson	1928-29 to 30-31
Bill Beveridge	1929-30
Alex Connell	1931-32
John Ross Roach	1932-33 to 34-35
Abbie Cox	1933-34
Wilf Cude	1933-34
Norm Smith	1934-35 to 38-39, 43-44 to 44-45
Earl Robertson	1936-37
Jim Franks	1936-37 to 37-38, 43-44
Harvey Teno	1938-39
Cecil Thompson	1938-39 to 39-40
Alf Moore	1939-40
Claude Bourque	1939-40
John Mowers	1940-41 to 42-43
Joe Turner	1941-42
Connie Dior	1943-44 to 44-45
Harry Lumley	1943-44 to 49-50
Ralph Adams	1946-47
Terry Sawchuk	1949-50 to 54-55, 57-58 to 63-64

(Retired Mar. 6, 1994)

Dave Gatherum	1953-54
Lefty Wilson	1953-54
Glenn Hall	1954-55 to 56-57
Bob Perrault	1958-59
Dennis Riggins	1959-60, 62-63
Gilles Boisvert	1959-60
Hank Bassen	1960-61 to 62-63
Roger Crozier	1964-65 to 69-70
Roy Edwards	1967-68, 72-73 to 73-74
Jim Rutherford	1970-71, 74-75 to 80-81
Don McLeod	1970-71
Joe Daley	1971-72
Terry Richardson	1973-74, 75-76
Bill McKenzie	1973-74
Gilles Gilbert	1980-81 to 82-83
Corrado Micalef	1983-84 to 85-86
Glen Hanlon	1986-87 to 90-91

NO. 2

Clem Loughlin	1926-27 to 27-28
Percy Traub	1928-29
Harvey Rockburn	1929-30 to 30-31
Alex Smith	1931-32
Doug Young	1932-33 to 38-39
Burr Williams	1936-37
Rolly Roulston	1936-37
John Gallagher	1936-37
Jack Stewart	1939-40 to 42-43, 45-46 to 49-50
Buck Jones	1941-42
Clarence Behling	1942-43
Cully Simon	1943-44 to 44-45
Gerry Couture	1944-45
Bob Goldham	1950-51 to 55-56
Larry Hillman	1956-57
Al Arbour	1956-57 to 57-58
Pete Goegon	1958-59 to 61-62, 65-66
Jim Morrison	1959-60
Noel Price	1961-62
Jack Hendrickson	1961-62
Howie Young	1962-63
Ron Ingram	1963-64
Al Langlois	1963-64 to 64-65
Jim Watson	1963-64
Bob McCord	1965-66

Dwight Carruthers	1965-66
Warren Godfrey	1965-66
Gary Bergman	1966-67 to 74-75
Mike Korney	1973-74
Al McLeod	1973-74
Terry Harper	1975-76 to 78-79
Barry Long	1979-80
Rick Smith	1980-81
John Barrett	1980-81
Jim Schoenfield	1981-82 to 82-83
Larry Trader	1984-85
Barry Melrose	1985-86
Mike O'Connell	1985-86 to 89-90
Brad McCrimmon	1990-91 to 92-93
Terry Carkner	1993-94 to 95
Viachestav Fetisov	1995-96 to 97-98
Ulf Samuelsson	1998-99
Jiri Fischer	1999-2000 to 2002-03; 05-06 to 06-07
Derian Hatcher	2003-04
BRENDAN SMITH	2011-12 TO PRESENT

NO. 3

Slim Halderson	1926-27
Pete Bellefeuille	1926-27
Reg Noble	1927-28 to 32-33
Emil Hanson	1932-33
Carl Voss	1932-33
John Gallagher	1932-33
Stu Evans	1933-34
Ted Graham	1933-34 to 34-35
Bucko McDonald	1934-35 to 38-39
Jack Stewart	1938-39
Scotty Bowman	1938-39 to 39-40
Don Deacon	1939-40
Alex Motter	1939-40 to 42-43
Buck Jones	1941-42
Gordie Sherritt	1943-44
Vic Lynn	1943-44
Murray Armstrong	1943-44 to 45-46
Bill Quackenbush	1946-47 to 48-49
Clare Martin	1949-50 to 50-51
Ben Woit	1951-52
Marcel Pronovost	1952-53 to 64-65
Bill Mitchell	1963-64
Gary Bergman	1965-66
Bert Marshall	1965-66 to 66-67
Bob McCord	1967-68
Jean Guy Talbot	1967-68
Warren Godfrey	1967-68
Bob Falkenberg	1967-68 to 68-69, 71-72
Paul Popeil	1968-69 to 69-70
Jim Watson	1969-70
Gerry Hart	1969-70
Dale Rolfe	1970-71
Jim Niekamp	1971-72
Larry Johnston	1971-72 to 73-74
Murray Wing	1973-74
Jack Lynch	1974-75
Jim Nahrgang	1974-75, 76-77
Larry Giroux	1975-76 to 76-77
Perry Miller	1977-78 to 80-81
Rick Vasko	1979-80
John Barrett	1981-82 to 85-86
Steve Chiasson	1986-87 to 93-94
Bob Rouse	1995 to 97-98



DETROIT RED WINGS ALL-TIME NUMBERS

Doug Houda	1998-99
Jesse Wallin	1999-2000 to 2002-03
Andreas Lilja	2005-06 to 2009-10
Kent Huskins	2012-13

NO. 4

Harry Meeking	1926-27
Archie Briden	1926-27
George Hay	1927-28 to 30-31
Herb Lewis	1931-32 to 38-39
John Sorrell	1937-38
Gus Giesebrecht	1939-40
Sid Abel	1939-40
Jim Orlando	1940-41 to 42-43
Harold Jackson	1943-44 to 46-47
Jim McFadden	1946-47
Doug McCaig	1947-48 to 48-49
Al Dewsbury	1947-48
Len "Red" Kelly	1948-49 to 59-60
Marc Reaume	1959-60 to 60-61
Howie Young	1960-61
Bill Gadsby	1961-62 to 65-66
Ron Harris	1963-64
Bob Wall	1964-65
Leo Boivin	1966-67
Howie Young	1967-68
Bob Baun	1968-69 to 70-71
Larry Brown	1970-71
Arnie Brown	1970-71 to 71-72
Thommie Bergman	1972-73 to 74-75, 77-78 to 79-80
Bart Crashley	1974-75
Rick Lapointe	1975-76 to 76-77
Terry Murray	1976-77
Larry Giroux	1977-78
John Hilworth	1977-78
Rick Vasko	1977-78, 80-81
Tom Bladon	1980-81
Rejean Cloutier	1981-82
Colin Campbell	1982-83 to 84-85
Tim Friday	1985-86
Jim Leavins	1985-86
Jeff Sharples	1986-87
Rick Zombo	1986-87 to 91-92
Bob McGill	1991-92
Mark Howe	1992-93 to 1995
Jamie Pushor	1995-96 to 97-98
Uwe Krupp	1998-99 to 2001-02
Jamie Rivers	2003-04 to 2005-06
Cory Cross	2005-06
Kyle Quincey	2007-08
JAKUB KINDL	2010-11 TO PRESENT

NO. 5

Frank Frederickson	1926-27
Duke Keats	19-26-27 to 27-28
Gord Fraser	1927-28 to 28-29
Bill Brydge	1928-29
Bob Connors	1929-30
Ebbie Goodfellow	1930-31 to 42-43
Pete Bessone	1937-38
John Doran	1937-38
Jim Orlando	1937-38
Buck Jones	1938-39, 41-42
Eddie Bush	1941-42
Doug McCaig	1941-42

Clarence Behling	1942-43
Hal Jackson	1942-43
Pat Egan	1943-44
Bill "Flash" Hollett	1943-44 to 45-46
Hugh Millar	1946-47
Al Dewsbury	1946-47
Leo Reise	1946-47 to 51-52
Ben Voit	1952-53 to 54-55
Warren Godfrey	1955-56 to 61-62
Al Arbour	1955-56
Rich Healey	1960-61
Doug Barkley	1962-63 to 65-66
John Misuk	1963-64
Bob Wall	1966-67
Doug Harvey	1966-67
Bob Falkenberg	1966-67
Bert Marshall	1967-68
Kent Douglas	1967-68 to 68-69
Carl Brewer	1969-70
Serje Lajeunesse	1970-71
Marcel Dionne	1971-72 to 73-74
Jean Hamel	1974-75 to 80-81
Greg Smith	1981-82 to 85-86
Darren Veitch	1985-86 to 87-88
John Mokosak	1988-89
Dean Morton	1989-90
Peter Dineen	1989-90
Chris McRae	1989-90
Rick Green	1990-91
Nicklas Lidstrom	1991-92 to 2011-12

(Retired Mar. 6, 2014)

NO. 6

Jack Walker	1926-27 to 27-28
Larry Aurie	1928-29 to 38-39
Cumming Burton	1957-58 to 58-59

NO. 7

Russ Datman	1926-27
Stan Brown	1927-28
Pete Palangio	1927-28
Jim Herberts	1928-29
Herb Lewis	1929-30 to 30-31
Hec Kilrea	1931-32
Art Gagne	1931-32
Leroy Goldsworthy	1932-33
George Hay	1932-33
Carl Voss	1933-34
Cooney Weiland	1933-34 to 34-35
Marty Barry	1935-36 to 38-39
Alex Motter	1939-40
Don Deacon	1939-40
Sid Abel	1939-40
Ken Kilrea	1940-41
Carl Liscombe	1940-41 to 45-46
Ted Lindsay	1946-47 to 56-57

(Retired Nov. 10, 1991)

Billy Dea	1957-58
Hec Lalande	1957-58
Murray Oliver	1957-58
Brian Kilrea	1957-58
Norm Ullman	1958-59 to 67-68
Garry Unger	1968-69 to 70-71
Red Berenson	1970-71 to 74-75
Dave Kryskow	1974-75
Dan Maloney	1975-76 to 77-78



DETROIT RED WINGS ALL-TIME NUMBERS

Willie Huber	1978-79 to 82-83
Joe Paterson	1983-84
Milan Chalupa	1984-85
Mike McEwen	1985-86
Steve Richmond	1985-86
Eddie Johnstone	1986-87
Doug Halward	1986-87 to 88-89
Brent Fedyk	1988-89
Tony McKeegney	1989-90
Robert Picard	1989-90
Tom Bissett	1990-91

NO. 8

Art Duncan	1926-27
Carson Cooper	1927-28 to 29-30
Stu Evans	1930-31
Danny Cox	1931-32
Eddie Wiseman	1932-33 to 34-35
Yip Foster	1934-35
Syd Howe	1934-35 to 45-46
Don Deacon	1936-37
Billy Rea	1944-45
Cliff Purpur	1944-45
Pat Lundy	1945-46 to 48-49
George Gee	1948-49 to 50-51
Tony Leswick	1951-52 to 54-55
Dutch Reibel	1955-56 to 57-58
John Wilson	1957-58 to 58-59
Barry Cullen	1959-60
Murray Oliver	1960-61
Leo Labine	1960-61 to 61-62
Forbes Kennedy	1961-62
Lowell MacDonald	1961-62 to 63-64
Floyd Smith	1962-63
Art Stratton	1963-64
Claude Laforge	1963-64
Pat Martin	1963-64 to 64-65
Val Fonteyne	1966-67
Gary Jarrett	1966-67 to 67-68
Bart Crashley	1968-69
Rick McCann	1968-69 to 69-70
Rene Leclerc	1968-69
Fred Speck	1969-70
Tom Webster	1970-71
Bill Sutherland	1971-72
Dan Johnson	1971-72
Guy Charron	1972-73 to 74-75
Ted Snell	1974-75
Brian McCutcheon	1974-75
Dennis Polonich	1975-76 to 80-81, 82-83
Claude Loiselle	1981-82
Joe Paterson	1982-83
Tom Rowe	1982-83
Ted Nolan	1983-84
Dave Silk	1984-85
Ray Staszak	1985-86
Mark Lamb	1986-87
Jim Nil	1987-88 to 89-90
Bobby Dollas	1990-91 to 91-92
Gord Kruppke	1992-93
Steve Konroyd	1993-94
Aaron Ward	1995
Igor Larionov	1995-96 to 2002-03
Jiri Fischer	2003-04
Matt Ellis	2006-07 to 2007-08
JUSTIN ABDELKADER	2007-08 TO PRESENT

NO. 9

John Sheppard	1926-27 to 27-28
Herb Lewis	1928-29
Harold Hicks	1929-30
Roalnd Matte	1929-30
Bert McInenly	1930-31 to 31-32
Frank Carson	1931-32 to 33-34
Tom Anderson	1934-35
Ed Wiseman	1934-35
Wally Kilrea	1935-36 to 36-37
Pete Kelly	1937-38
Mud Bruneteau	1937-38 to 45-46
John Sorrell	1937-38
Joe Lamb	1937-38
John Sherf	1938-39
Connie Brown	1938-39
Ken Kilrea	1938-39
Ed Bruneteau	1943-44
Billy Thompson	1943-44
Sid Abel	1945-46
Roy Conacher	1946-47
Gordie Howe	1947-48 to 70-71

(Retired Mar. 12, 1972)

NO. 10

Frank Foyston	1926-27 to 27-28
Frank Sheppard	1927-28
Bob Connors	1928-29
Ebbie Goodfellow	1929-30
Carson Cooper	1930-31 to 31-32
John Sorrell	1932-33 to 37-38
Clarence Drouillard	1937-38
Carl Liscombe	1937-38 to 39-40
Don Grosso	1939-40 to 44-45
Bill Jennings	1943-44
Billy Reay	1943-44 to 44-45
Cliff Purpur	1944-45
Steve Wochy	1944-45
Fern Gauthier	1945-46 to 47-48
Gerry Brown	1945-46
Gerry Couture	1946-47 to 47-48
Max McNab	1948-49
Ed Bruneteau	1948-49
Jim Peters	1949-50 to 50-51
Metro Prystai	1951-52 to 54-55
Alex Delvecchio	1954-55 to 73-74

(Retired Nov. 10, 1991)

Dale McCourt	1977-78 to 81-82
Mark Lofthouse	1981-82
Claude Loiselle	1982-83
Ron Duguay	1983-84 to 85-86
Joe Murphy	1986-87 to 89-90
Jimmy Carson	1989-90 to 91-92

NO. 11

Hobie Kitchen	1926-27
Jim Riley	1926-27
Bernie Broppke	1928-29 to 29-30
Jim Herberts	1929-30
Tom Filmore	1930-31 to 31-32
Frank Steele	1930-31
Art Gagne	1931-32
Hap Emms	1931-32 to 33-34
Gord Pettinger	1934-35 to 37-38



DETROIT RED WINGS ALL-TIME NUMBERS

Earl Roche	1934-35
Scotty Bowman	1934-35
Wally Kilrea	1934-35
Red Beattie	1937-38
Ken Doraty	1937-38
Eddie Wares	1937-38 to 42-43
Billy Thompson	1938-39
Sid Abel	1939-40
Adam Brown	1943-44, 45-46 to 46-47
Jud McAtee	1944-45
Byron McDonald	1944-45
Pete Horeck	1946-47 to 48-49
Barry Sullivan	1947-48
Max McNab	1949-50
Gaye Stewart	1950-51
Marty Pavelich	1951-52 to 56-57
John Wilson	1957-58
Nick Mickowski	1957-58 to 58-59
Gary Alcorn	1959-60 to 60-61
Vic Stasiuk	1960-61 to 62-63
Warren Godfrey	1963-64
Irv Spencer	1963-64 to 64-65
Lowell MacDonald	1964-65
John MacMillan	1964-65
Bob Dillabough	1964-65
Jim Watson	1964-65
Val Fonteyne	1964-65 to 65-66
Pete Mahovlich	1966-67, 68-69
Jim Peters Jr.	1966-67 to 67-68
Gerry Abel	1966-67
Gary Monahan	1969-70
Gary Croteau	1969-70
Hank Monteith	1969-70 to 70-71
Don Luce	1970-71
Leon Rochefort	1971-72 to 72-73
Brian Lavender	1972-73
Len Fontaine	1973-74
Chris Evans	1973-74
Hank Nowak	1974-75
Walt McKechnie	1974-75 to 76-77, 81-82 to 82-83
Rick Bowness	1977-78
John Taft	1978-79
Lorry Gloeckner	1978-79
Pete Mahovlich	1979-80 to 80-81
Murray Craven	1983-84
Blake Dunlop	1983-84
Brad Smith	1984-85
Rick Zombo	1984-85
Ted Speers	1985-86
Shawn Burr	1984-85 to 95
Mathieu Dandenault	1995-96 to 2003-04
DAN CLEARY	2005-06 to 2012-13, 2014-15 to PRESENT
Daniel Alfredsson	2013-14 to PRESENT

NO. 12

Fred Gordon	1926-27
Larry Aurie	1927-28
Pete Bellefeuille	1928-29
Red Green	1928-29
Jim Herberts	1929-30
Stan McCabe	1929-30
John Sorrell	1930-31 to 31-32
Walt Buswell	1932-33 to 34-35
Hec Kilrea	1935-36 to 39-40
Byron McDonald	1939-40
Sid Abel	1940-41 to 42-43, 46-47 to 51-52

(Retired Apr. 29, 1995)

Joe Carveth	1943-44 to 45-46
Glen Skov	1952-53 to 54-55
Ed Sanford	1955-56
Metro Prystai	1955-56 to 57-58
Bill Dineen	1957-58
Tony Leswick	1957-58
Dunc Fisher	1958-59
Gene Achtymichuk	1958-59
Stu McNeill	1958-59
Chuck Holmes	1958-59
Val Fonteyne	1959-60 to 61-62
Alex Faulkner	1962-63 to 63-64
Pit Martin	1963-64
John MacMillan	1963-64
Bob Dillabough	1963-64
Ron Murphy	1964-65 to 65-66
Bruce MacGregor	1965-66 to 70-71
Tom Miller	1970-71
Ab McDonald	1971-72
Henry Boucha	1971-72
Randy Manery	1971-72
Bob Cook	1972-73
Garnet Bailey	1972-73 to 73-74
Dan Gruen	1973-74
Marcel Dionne	1974-75
Bryan Hextall	1975-76
J.P. Leblanc	1975-76 to 77-78
Fern Leblanc	1977-78
Errol Thompson	1977-78 to 80-81
Brent Peterson	1980-81 to 81-82
Tom Rowe	1982-83
Ivan Boldirev	1982-83 to 84-85
Adam Oates	1985-86
Billy Carroll	1985-86 to 86-87
Adam Graves	1987-88 to 89-90
Sheldon Kennedy	1989-90 to 90-91
Jimmy Carson	1991-92 to 92-93
Mile Sillinger	1993-94 to 95
Bob Errey	1995 to 96-97

NO. 13

Harold Hart	1926-27
Vyacheslav Kozlov	1991-92 to 2000-01
PAVEL DATSYUK	2001-02 to PRESENT

NO. 14

Herb Stuart	1926-27
Percy Traub	1927-28
Frank Daley	1928-29
Rusty Hughes	1929-30
Stan McCabe	1930-31
Doug Young	1931-32
Stu Evans	1932-33
Fred Robertson	1933-34
Lloyd Gross	1933-34
Gus Marker	1933-34
Desse Roche	1934-35
Lorne Duguid	1934-35
Wilf Starr	1935-36
Mud Bruneteau	1935-36 to 37-38
Hal Mackie	1936-37 to 37-38
Alex Motter	1937-38 to 38-39
Sid Abel	1938-39
Gus Giesebrecht	1939-40 to 41-42



DETROIT RED WINGS ALL-TIME NUMBERS

Ken Kilrea	1939-40
Joe Fisher	1939-40
Gerry Brown	1941-42
Joe Carveth	1942-43
Bernie Ruelle	1943-44
Bill Jennings	1943-44
Ted Lindsay	1944-45 to 46-47
Bep Guidolin	1947-48 to 48-49
Bud Poite	1948-49
Pete Babando	1949-50
Metro Prystai	1950-51
Glen Skov	1950-51 to 51-52
Reg Sinclair	1952-53
Dutch Reibel	1953-54 to 54-55
Real Chevrefils	1955-56
Lorne Ferguson	1955-56 to 57-58
Jack McIntyre	1957-58 to 58-59
Claude Laforge	1958-59
Gerry Melnyk	1959-60 to 60-61
Ed Litzenberger	1961-62
Len Lunde	1961-62
Bill McNeill	1962-63
Larry Jeffrey	1962-63 to 64-65
Butch Paul	1964-65
Billy Harris	1965-66
Parker MacDonald	1965-66 to 66-67
Murray Hall	1966-67
Doug Roberts	1966-67 to 67-68
Real Lemieux	1966-67
Craig Cameron	1966-67
Gary Marsh	1967-68
Nick Libett	1967-68 to 78-79
Dennis Sobchuk	1979-80
Alex Pirus	1979-80
Mike Blaisdell	1980-81
Mal Davis	1980-81
Don Murdoch	1981-82
Stan Weir	1982-83
Lane Lambert	1983-84 to 85-86
Doug Shedden	1985-86 to 86-87
Brent Ashton	1986-87 to 87-88
Miroslav Frycer	1988-89
Randy McKay	1988-89
Torrie Robertson	1988-89 to 89-90
Brent Fedyk	1990-91 to 91-92
Jim Hiller	1992-93
Andrew McKim	1995
Aaron Ward	1996-97
Brendan Shanahan	1996-97 to 2005-06
Derek Meech	2007-08 to 2009-10
GUSTAV NQUIST	2011-12 TO PRESENT

NO. 15

Jack Arbour	1926-27
Frank Sheppard	1927-28
Pete Bellefeuille	1929-30
Roland Matte	1929-30
Jim Creighton	1930-31 to 31-32
John Newman	1930-31
Hec Kilrea	1931-32
Gus Marken	1932-33
Ron Moffatt	1932-33
Gord Pettinger	1933-34
Gene Carrigan	1933-34
George Patterson	1934-35
Lloyd Gross	1934-35

Wilf Starr	1934-35
Pete Kelly	1935-36 to 36-37
John Sherf	1937-38 to 38-39
Clarence Drouillard	1937-38
Carl Liscombe	1937-38
Ron Hudson	1937-38
Don Deacon	1938-39
Dave Trotter	1938-39
Phil Bester	1938-39
Eddie Bush	1938-39
Buck Jones	1938-39
Jack Keating	1939-40
Connie Brown	1939-40, 41-42
Archie Wilder	1940-41
Ed Bruneteau	1940-41, 44-45 to 47-48
Ken Kilrea	1941-42, 42-43
Bill Quackenbush	1942-43
Cully Simon	1942-43
Frank Bennett	1943-44
Dalton Smith	1943-44
Billy Reay	1943-44
Lude Check	1943-44
Larry Thibeault	1944-45
Enio Scisizzi	1947-48
Fern Gauthier	1948-49
Nelson Podolsky	1948-49
Marty Pavelich	1949-50 to 50-51
Larry Wilson	1951-52
Alex Delvecchio	1951-52 to 54-55
Lorne Davis	1954-55
Larry Hillman	1954-55 to 55-56
Billy Dea	1956-57 to 57-58
Metro Prystai	1957-58
Dennis Olson	1957-58
Don Poite	1957-58
Billy McNeill	1958-59 to 59-60
Jack McIntyre	1959-60
Howie Glover	1960-61 to 61-62
Charlie Holmes	1961-62
Wayne Rivers	1961-62
Pit Martin	1961-62
Allan Johnson	1962-63
Andre Pronovost	1962-63 to 63-64
Ted Lindsay	1964-65
Irv Spencer	1965-66
Gary Jarrett	1966-67
Ray Cullen	1966-67
Bart Crashley	1967-68
Galen Head	1967-68
Ron Anderson	1968-69
Fred Speck	1968-69
Sandy Snow	1968-69
Hank Monteith	1968-69 to 69-70
Al Karlander	1969-70 to 72-73
Rene Leclerc	1970-71
Robbie Ftorek	1973-74
Bill Hogaboam	1973-74 to 75-76
Brian Watts	1975-76
Fred Williams	1976-77
Paul Woods	1977-78 to 83-84
Claude Loiselle	1984-85
Chris Cichocki	1985-86 to 86-87
Mel Bridgman	1986-87 to 87-88
Paul MacLean	1988-89
Brent Fedyk	1989-90
Johan Garpenlov	1990-91 to 91-92
Sheldon Kennedy	1992-93 to 93-94



DETROIT RED WINGS ALL-TIME NUMBERS

Mike Ramsey	1995-96
Tomas Holmstrom	1996-97 to 1997-98
Dmitri Mironov	1997-98
Todd Gill	1998-99
Yan Golubovskiy	1999-2000
Pat Verbeek	1999-2000 to 2000-01
Ladislav Kohn	2001-02
Jason Woolley	2002-03 to 2003-04
Josh Langfeld	2006-07
RILEY SHEAHAN	2011-12 TO PRESENT

NO. 16

Harold Hicks	1930-31
Leroy Goldsworthy	1930-31
Emil Hanson	1932-33
Carl Voss	1932-33
Gus Marker	1933-34
Harry Foster	1933-34
Wilf Starr	1933-34
Ron Moffatt	1933-34
Yank Boyd	1934-35
Scotty Bowman	1935-36 to 38-39
John Gallagher	1936-37
Rollie Roulston	1936-37 to 37-38
Buck Jones	1938-39
Jack Stewart	1938-39
Jim Orlando	1939-40
Les Douglas	1940-41
Clarence Behling	1940-41
Bill Jennings	1940-41 to 42-43
Joe Fisher	1941-42 to 42-43
Adam Brown	1941-42 to 42-43
Connie Brown	1942-43
Bill Quackenbush	1943-44 to 45-46
Rollie Rossignol	1943-44
Steve Wochy	1946-47
Gerry Couture	1946-47
Lloyd Doran	1946-47
Calum MacKay	1946-47
Jim McFadden	1947-48 to 50-51
John Wilson	1951-52 to 54-55
Fred Glover	1951-52
Enio Scisizzi	1951-52
Norm Ullman	1955-56 to 57-58
Jack Hendrickson	1958-59
Jake McIntyre	1958-59 to 59-60
Brian Smith	1959-60 to 60-61
Claude Laforge	1960-61
Ed Diachuk	1960-61
Bruce MacGregor	1960-61 to 65-66
Bob Wall	1965-66
Ted Hampson	1966-67 to 67-68
Garry Unger	1967-68
Ron Harris	1968-69 to 71-72
Henry Boucha	1972-73 to 73-74
Earl Anderson	1974-75
Michel Bergeron	1974-75 to 77-78
Andre St. Laurent	1977-78 to 78-79
Tom Webster	1979-80
Rejean Cloutier	1979-80
Jody Gage	1980-81
Mark Kirton	1981-82 to 82-83
Bobby Francis	1982-83
Kelly Kisio	1982-83 to 85-86
Ric Seiling	1986-87
John Chabot	1987-88 to 90-91

Vladimir Konstantinov	1991-92 to 96-97
-----------------------	------------------

NO. 17

Frank Frederickson	1930-31
Leroy Goldsworthy	1932-33
Ron Moffatt	1933-34 to 34-35
Burr Williams	1933-34
Gene Carrigan	1933-34
Ed Wiseman	1935-36
Wally Kitrea	1935-36, 37-38
Art Giroux	1935-36
John Sherf	1935-36
Don Deacon	1936-37
Hal Mackie	1936-37
John Gallagher	1936-37
Jim Orlando	1936-37 to 37-38
Carl Liscombe	1937-38
Ron Hudson	1937-38
Pete Bessone	1937-38
Ken Doraty	1937-38
John Doran	1937-38
John Sorrell	1937-38
Mud Bruneteau	1937-38
Charlie Conacher	1938-39
Cecil Dillion	1939-40
Bert Peer	1939-40
Joe Carveth	1940-41 to 41-42
Joe Fisher	1940-41
Bob Whitelaw	1941-42
Harry Watson	1942-43
John Sherf	1943-44
Frank Kane	1943-44
Jud McAtee	1943-44
Ken Kilrea	1943-44
Hy Buller	1943-44
Tony Bukovich	1943-44
Billy Thompson	1943-44
Steve Wochy	1944-45
Earl Siebert	1944-45 to 45-46
Doug McCaig	1945-46
Gordie Howe	1946-47 to 47-48
Don Morrison	1947-48 to 48-49
Pat Lundy	1948-49
Fred Glover	1949-50, 51-52
Joe Carveth	1949-50 to 50-51
Metro Prystai	1950-51
Alex Delvecchio	1950-51
John Wilson	1951-52
Red Almas	1952-53
Larry Wilson	1952-53
Marcel Bonin	1952-53 to 53-54
Bill Dineen	1953-54 to 56-57
Forbes Kennedy	1957-58 to 59-60
Murray Oliver	1959-60
Allan Johnson	1960-61
Claude Laforge	1961-62
Bo Elik	1962-63
Roger Lafreniere	1962-63
Floyd Smith	1962-63 to 67-68
Ted Hampson	1964-65
Wayne Connelly	1968-69 to 70-71
Tim Ecclestone	1970-71 to 73-74
Pierre Jarry	1973-74 to 74-75
Brian Murphy	1974-75
Ken Mann	1975-76
Bobby Sheehan	1976-77



DETROIT RED WINGS ALL-TIME NUMBERS

Steve Coates	1976-77
Al McDonough	1977-78
Dave Hanson	1978-79
Rob Plumb	1978-79
Mike Foligno	1979-80 to 81-82
Jody Gage	1981-82
Mark Lofthouse	1982-83
Bob Crawford	1982-83
Brad Smith	1982-83
Ed Johnstone	1983-84
Gerald Gallant	1984-85 to 92-93
Doug Brown	1995 to 2000-01
Brett Hull	2001-2002 to 2003-04
Brad Norton	2006-07
Kyle Calder	2006-07
Dallas Drake	2007-08
Patrick Eaves	2009-10 to 2013-14
David Legwand	2013-14
Dan Cleary	2014-15

NO. 18

Bob Davis	1932-33
Ron Moffatt	1933-34
Rollie Roulston	1935-36
John Sherf	1936-37
Charlie Mason	1938-39
Jack Stewart	1938-39
Connie Brown	1938-39, 40-41
Pete Kelly	1938-39
Don Grosso	1939-40
Hec Kilrea	1939-40
Dutch Hiller	1941-42
Pat McReavy	1941-42
Doug McCaig	1941-42
Cully Simon	1942-43
John Holata	1942-43, 45-46
Les Douglas	1942-43
Jud McAtee	1942-43
Bernie Ruelle	1943-44
Ed Bruneteau	1943-44 to 44-45
Hy Butler	1943-44
Gerry Brown	1945-46
Rollie Rossignol	1945-46
Jim Conacher	1945-46 to 48-49
Doug Baldwin	1946-47
Gerry Couture	1948-49 to 50-51
Marcel Pronovost	1951-52
Larry Ziedel	1952-53
Bill Folk	1952-53
Jim Hay	1952-53, 54-55
Al Arbour	1953-54
Ed Zeniuk	1954-55
Keith Allen	1954-55
Bucky Hollingworth	1955-56 to 56-57
Dale Anderson	1956-57
Gord Strate	1957-58
Pete Goegon	1957-58, 62-63 to 64-65
Gus Mortson	1958-59
Jim Morrison	1959-60
Lloyd Haddon	1959-60
Gerry Odrowski	1960-61 to 61-62
Ron Harris	1962-63
Dave Lucas	1962-63
Ian Cushman	1963-64
John Miszuk	1963-64
Gary Bergman	1964-65

Bryan Watson	1965-66 to 66-67
Ted Taylor	1966-67
Warren Godfrey	1966-67
Jim Watson	1967-68
Dan Lawson	1968-69
Ed Hatoum	1968-69
Matt Ravlich	1969-70
Dale Rolfe	1969-70
Gerry Hart	1970-71 to 71-72
Bill Sutherland	1971-72
Rick McCann	1971-72
Len Fontaine	1972-73
Blair Stewart	1973-74
Brian Lavender	1973-74
Bryan Watson	1973-74 to 76-77
Kevin Schamehorn	1976-77
Rob Plumb	1977-78
Fern Leblanc	1978-79
J.P. Leblanc	1978-79
Mal Davis	1978-79
George Lyle	1979-80 to 81-82
Danny Gare	1981-82 to 85-86
Basil McRae	1986-87
Mark Kumpel	1986-87 to 87-88
Kris King	1988-89
Kevin McClelland	1989-90 to 90-91
Alan Kerr	1991-92
John Ogrodnick	1992-93
Chris Tancill	1992-93
Mark Pederson	1993-94
Mike Krushelnyski	1995
Kirk Maltby	1995-96 to 2009-10
Ian White	2011-12 to 2012-13
JOAKIM ANDERSSON	2013-14 TO PRESENT

NO. 19

Jack Stewart	1938-39
Sid Abel	1938-39
Gus Giesebrecht	1938-39
Ron Hudson	1939-40
Art Herchenratter	1940-41
Hal Jackson	1940-41
Harry Watson	1945-46
Cliff Simpson	1946-47
Les Douglas	1946-47
Tony Licari	1946-47
Hugh Millar	1946-47
Max McNab	1947-48
Marty Pavelich	1947-48 to 48-49
Steve Black	1949-50 to 50-51
Vic Stasiuk	1950-51, 52-53 to 54-55
Larry Ziedel	1951-52 to 52-53
Bill Folk	1951-52
Larry Jankowski	1952-53
Steve Hrvmnak	1952-53
Keith Allen	1953-54
Don Poile	1954-55
Jerry Toppazini	1955-56
Murray Costello	1955-56 to 56-57
Billy McNeill	1956-57, 63-64
Tom McCarthy	1957-58 to 58-59
Brian Smith	1957-58
Dave Amadio	1957-58
Bucky Hollingworth	1957-58
Gerry Ehman	1958-59
Gord Strate	1958-59



DETROIT RED WINGS ALL-TIME NUMBERS

Lou Marcon	1958-59 to 59-60	Vaclav Nedomansky	1977-78 to 81-82
Pete Goegen	1959-60	Dwight Foster	1982-83 to 85-86
Parker MacDonald	1960-61	Tim Higgins	1986-87 to 88-89
Marc Roileau	1961-62	Greg C. Adams	1989-90
Bob Dillabough	1961-62	Marc Potvin	1990-91
Val Fonteyne	1962-63	Brad Marsh	1990-91 to 91-92
Wayne Muloin	1963-64	Martin Lapointe	1992-93 to 2000-01
John MacMillan	1963-64	Luc Robitaille	2001-2002 to 2002-03
Paul Henderson	1963-64 to 67-68	Mark Mowers	2003-04
Pete Stenkowski	1968-69 to 70-71	Robert Lang	2003-04 to 2006-07
Hank Monteith	1970-71	Aaron Downey	2007-08 to 2008-09
Doug Volmar	1970-71	Brad May	2009-10
Jim Kruticki	1970-71	DREW MILLER	2009-10 TO PRESENT
Bob Wall	1971-72		
Gary Doak	1972-73		
Rick Foley	1973-74		
Ted Harris	1973-74		
Jean Hamel	1973-74		
Mike Korney	1974-75 to 75-76		
Barry Salovaara	1974-75		
Mike Wong	1975-76		
Rick Wilson	1976-77		
John Hiltworth	1977-78		
Dennis Hull	1977-78		
Roland Cloutier	1978-79		
Dan Bolduc	1978-79 to 79-80		
Mal Davis	1980-81		
Gary MacAdam	1980-81		
Eric Vail	1981-82		
Ivan Boldirev	1982-83		
Randy Ladouceur	1982-83		
Steve Yzerman	1983-84 to 2005-06		
	(retired Jan. 2, 2007)		
NO. 20		NO. 21	
Sid Abel	1938-39	Pete Kelly	1938-39
Jack Keating	1938-39	Ken Kilrea	1938-39, 40-41
Bob Whitelaw	1940-41	Carl Smith	1943-44
Rudy Zurich	1943-44	Doug McCaig	1945-46
Tony Bukovich	1944-45	Rollie McLenahan	1945-46
Gerry Couture	1945-46	Thain Simon	1946-47
John Mowers	1946-47	Al Dewberry	1946-47
Red Kelly	1947-48 to 48-49	Enio Scisizzi	1947-48
Enio Scisizzi	1948-49 to 49-50	Rod Morrison	1947-48
Larry Wilson	1949-50	Lee Fogolin	1948-49
Glen Skov	1949-50	Marcel Pronovost	1950-51
Gord Haidy	1949-50	Guyle Fielder	1952-53
Leo Gravelle	1950-51	Bill Dineen	1953-54
Max McNab	1950-51	Earl Johnson	1953-54
Jim Hay	1953-54	Gilles Dube	1953-54
Jim Peeters	1953-54	Norm Corcoran	1955-56
Marcel Bonin	1954-55	Ed Stankiewicz	1955-56
John Bucyk	1955-56 to 56-57	Cummy Burton	1955-56
Don Poile	1957-58	Gerry Melnyk	1955-56
Bob Bailey	1957-58	Gord Strate	1956-57
Len Lunde	1958-59 to 61-62	Tom McCarthy	1956-57
Bob Solinger	1959-60	Bob Bailey	1956-57
Howie Young	1961-62	Bucky Hollingworth	1957-58
Parker MacDonald	1961-62 to 64-65	Jack Hendrickson	1957-58
Don McKenney	1965-66	Billy McNeill	1957-58
Murray Hall	1965-66	Charlie Burns	1958-59
Dean Prentice	1965-66 to 68-69	John McKenzie	1959-60 to 60-61
Ed Hatoum	1969-70	Lou Marcon	1960-61, 62-63
Jim Niekamp	1970-71	Larry Jeffrey	1961-62 to 62-63
Mickey Redmond	1970-71 to 75-76	Eddie Joyal	1962-63 to 64-65
Dwight Schofield	1976-77	Ted Hampson	1963-64
Don Martineau	1976-77	Val Fonteyne	1964-65
		Andre Pronovost	1964-65
		Claude Laforge	1964-65
		Jim Peters Jr.	1964-65
		Andy Bathgate	1965-66 to 66-67
		Warren Godfrey	1967-68
		John Brenneman	1967-68
		Irv Spencer	1967-68
		Pete Mahovich	1967-68
		Jim Watson	1968-69
		Gerry Hart	1968-69
		Mike McMahon	1969-70
		Billy Dea	1969-70 to 70-71
		Mike Robitaille	1970-71
		Serge Lajeunesse	1971-72
		Ron Stackhouse	1971-72 to 73-74
		Jack Lynch	1973-74
		Danny Grant	1974-75 to 77-78
		Roland Cloutier	1977-78
		J.P. LeBlanc	1977-78



DETROIT RED WINGS ALL-TIME NUMBERS

Dan Labraaten	1978-79 to 80-81
Earl Ingarfield	1980-81
Mike Blaisdell	1981-82 to 82-83
Claude Loiselle	1983-84, 85-86
Brad Smith	1983-84
Jody Gage	1983-84
Frank Cernik	1984-85
Adam Dates	1986-87 to 88-89
Borje Salming	1989-90
Paul Ysebaert	1990-91 to 92-93
Bob Halkidis	1993-94 to 1995
Mark Ferner	1995
Bob Errey	1995-96 to 96-97
Darryl Laplante	1997-98 to 1999-2000
Boyd Devereaux	2000-01 to 2003-04
Ville Leino	2008-09 to 2009-10
TOMAS TATAR	2010-11 TO PRESENT

NO. 22

Don Deacon	1938-39
Hy Butler	1944-45
Les Douglas	1945-46
Doug McCaig	1946-47
Ed Bruneteau	1947-48
Fred Glover	1948-49
Al Dewsbury	1949-50
Marcel Pronovost	1949-50
Clare Raglan	1950-51
Ben Voit	1950-51
Vic Stasiuk	1951-52
Glenn Hall	1952-53
Len Haley	1959-60 to 60-61
Stu McNeill	1959-60
Paul Henderson	1962-63
Gerry Odrowski	1962-63
Bob Dillabough	1962-63
Roger Crozier	1963-64
Harrison Gray	1963-64
Pat Rupp	1963-64
Bob Champoux	1963-64
Carl Wetzel	1964-65
Butch Paul	1964-65
Pete Goegan	1964-65
Ab McDonald	1965-66 to 66-67
Howie Young	1966-67
Dan Lawson	1967-68
Nick Libett	1967-68
Ron Anderson	1967-68
Bob Falkenberg	1970-71
Rick McCann	1970-71
Bill Collins	1970-71 to 73-74
Blair Stewart	1973-74
Nelson Pyatt	1974-75
Dennis Polonich	1974-75
Larry Giroux	1974-75
Mike Wong	1975-76
Dennis Hextall	1975-76 to 78-79
Bill Hogaboam	1978-79 to 79-80
Glen Hicks	1980-81
Greg Joly	1981-82 to 82-83
Murray Craven	1982-83
Brad Park	1983-84 to 84-85
Doug Houda	1985-86
Glenn Merkosky	1985-86
Dave Barr	1986-87 to 90-91
Martin Lapointe	1991-92
Dino Ciccarelli	1992-93 to 95-96

Mike Knuble	1996-97 to 1997-98
Phillipe Audet	1998-99
Yuri Butsayev	1999-2000 to 2000-01
Anders Myrvold	2003-04
Brett Lebda	2005-06 to 2009-10
Mike Commodore	2011-12
Jordin Tootoo	2012-13 to 2013-14

NO. 23

Enio Schlisizzi	1946-47
Ed Nicholson	1947-48
John Wilson	1949-50 to 50-51
Marcel Pronovost	1950-51
Warren Godfrey	1964-65
Bob Wall	1964-65
Gary Bergman	1965-66
Pete Goegan	1966-67
Dave Rochefort	1966-67
Pete Stemkowski	1967-68
Doug Volmar	1969-70
Jim Shires	1970-71
Guy Charron	1970-71
Robbie Florek	1972-73
Rick Newell	1972-73
Bill Hogaboam	1972-73
Dan Gruen	1972-73
Tord Lundstrom	1973-74
Nelson Pyatt	1973-74
Nelson DeBenedit	1973-74
Bill Lochead	1974-75 to 78-79
Roland Cloutier	1978-79
Glen Hicks	1979-80
Mark Kirton	1980-81
Mark Osborne	1981-82 to 82-83
Bob Manno	1983-84 to 84-85
Rick MacLeish	1983-84
Basil McRae	1985-86
Rick Zombo	1985-86
Lee Norwood	1986-87 to 90-91
Kevin Miller	1990-91 to 91-92
Mike Sillinger	1992-93
Greg Johnson	1993-94 to 96-97
Mike Ramsey	1996-97
Stacy Roest	1999-2000; 2002-03
Todd Gill	1999-2000 to 2000-01
Mathieu Schneider	2002-03 to 2006-07
Brad Stuart	2007-08 to 2011-12
BRIAN LASHOFF	2012-13 TO PRESENT

NO. 24

Catum MacKay	1948-49
Gerry Reid	1948-49
Al Dewsbury	1949-50
Fred Glover	1950-51
Bob Dillabough	1964-65
Bart Crashley	1965-66 to 66-67
Gary Doak	1965-66
Pete Mahovich	1965-66
Jim Watson	1965-66
Leo Boivin	1965-66
Bob McCord	1966-67
Randy Manery	1970-71
Brian Conacher	1971-72
Ken Murray	1972-73
Brent Hughes	1973-74
Rick McCann	1974-75
Tom Mellor	1974-75



DETROIT RED WINGS ALL-TIME NUMBERS

Rene Drotel	1974-75
Frank Bathe	1974-75 to 75-76
Jim Nahrgang	1975-76
Greg Joly	1976-77 to 80-81
Derek Smith	1981-82 to 82-83
Brian Johnson	1983-84
Murray Craven	1983-84
Larry Trader	1984-85
Pierre Aubry	1984-85
Bob Probert	1985-86 to 93-94
Chris Chelios	1998-99 to 2008-09
Brad May	2009-10
Rustan Salei	2010-11
Damien Brunner	2012-13

NO. 25

Don Grosso	1938-39
Fern Gauthier	1946-47
Cliff Simpson	1946-47
Tom Gratton	1947-48
Leo Fogolin	1947-48
Ed Stankiewicz	1953-54
Hank Bassen	1963-64
Murray Hall	1964-65 to 65-66
Warren Godfrey	1965-66
Jim Peters	1965-66
Doug Roberts	1965-66
Bob McCord	1965-66
George Gardner	1965-66
Serje Lajeunesse	1972-73
Tom Mellor	1973-74
Rick Newell	1973-74
Blair Stewart	1974-75
Mike Bloom	1974-75 to 76-77
Dave Kelly	1976-77
Larry Wright	1977-78
Bjorn Skaare	1978-79
Greg Carroll	1979-80
Kevin Schamehorn	1979-80
John Ogradnick	1979-80 to 86-87, 92-93
Dave Lewis	1986-87 to 87-88
Jim Pavese	1987-88 to 88-89
Randy McKay	1988-89
Mark Habscheid	1989-90 to 90-91
Troy Crowder	1991-92
Darren McCarty	1993-94 to 2003-04; 2007-08 to 2008-09
Cory Emmerton	2012-13 to 2013-14

NO. 26

Nelson Pyatt	1973-74
Doug Roberts	1973-74 to 74-75
Al Cameron	1975-76 to 78-79
Steve Short	1978-79
Jim Korn	1979-80 to 81-82
Larry Trader	1982-83
Ken Solheim	1982-83
Barry Melrose	1983-84
Ray Sheppard	1991-92 to 95
Wes Walz	1995-96
Anders Eriksson	1996-97
Joe Kocur	1984-85 to 90-91, 96-97 to 1999-2000
Jiri Hudler	2003-04 to 2008-09; 2010-11 to 2011-12
TOMAS JURCO	2013-14 TO PRESENT

NO. 27

Max McNab	1947-48
Doug McKay	1949-50

Frank Mahovich	1967-68 to 70-71
Doug Volmar	1971-72
Denis DeJordy	1973-74
Jim Rutherford	1973-74
Brian McCutcheon	1974-75
Phil Roberto	1974-75 to 75-76
Buster Harvey	1975-76 to 76-77
Bob Ritchie	1976-77 to 77-78
Brent Peterson	1978-79 to 80-81
Brad Smith	1980-81 to 81-82, 83-84
Reg Leach	1982-83
Pierre Aubry	1983-84
Darryl Sittler	1984-85
Harold Snepsts	1985-86 to 87-88
Doug Houda	1988-89 to 90-91
Brian MacLellan	1991-92
Jim Cummins	1992-93
Micah Aivazoff	1993-94
Jason York	1995
Mark Ferner	1995
Marc Bergevin	1995-96
Aaron Ward	1996-97 to 2000-01
Fredrik Olausson	2001-2002
Patrick Boileau	2002-03
Darryl Bootland	2003-04 to 2006-07
KYLE QUINCEY	2011-12 TO PRESENT

NO. 28

Barry Salovaara	1975-76
Reed Larson	1976-77 to 85-86
Dale Krentz	1986-87; 1988-89
Brent Fedyk	1987-88
Bob Wilkie	1990-91
Sheldon Kennedy	1991-92
Dallas Drake	1992-93 to 93-94
Tomas Sandstrom	1996-97
Yan Golubovskiy	1997-98 to 1998-99
Steve Duchesne	1999-2000 to 2001-02
Kevin Miller	2003-04
Tomas Kopecky	2005-06 to 06-07
Brian Rafalski	2007-08 to 2010-11
Carlo Colaiacovo	2012-13
Marek Zidlicky	2014-15

NO. 29

Terry Sawchuk	1968-69
Don Martineau	1975-76
Brian McCutcheon	1975-76 to 76-77
Fred Berry	1976-77
Ed Giacomin	1976-77
Tim Sheehy	1977-78
John Hilworth	1978-79 to 79-80
Joe Paterson	1980-81 to 81-82
Greg Stefan	1981-82
Ted Nolan	1981-82
Jim Rutherford	1983-84 to 86-87
Randy Ladouceur	1983-84 to 86-87
Gilbert Delorme	1986-87 to 88-89
Chris Kotsopoulos	1989-90
Randy McKay	1989-90 to 90-91
Doug Crossman	1991-92
Dennis Vial	1992-93
Aaron Ward	1993-94
Sergei Bautin	1993-94
Mike Vernon	1994-95 to 96-97
Todd Gill	1999-2000
Jason Williams	2000-01 to 2006-07; 2009-10



DETROIT RED WINGS ALL-TIME NUMBERS

Ty Conklin 2008-09; 2011-12
LONDON FERRARO **2013-14 TO PRESENT**

NO. 30

Hank Bassen 1965-66 to 66-67
 George Gardner 1966-67 to 67-68
 Roger Crozier 1967-68
 Roy Edwards 1968-69 to 70-71
 Jim Rutherford 1970-71
 Gerry Gray 1970-71
 Don McLeod 1970-71
 Al Smith 1971-72
 Denis Dejordy 1972-73
 Doug Grant 1973-74
 Bill McKenzie 1974-75
 Terry Richardson 1974-75, 76-77
 Pete McDuffe 1975-76
 Ron Low 1977-78
 Rogie Vachon 1978-79 to 79-80
 Gilles Gilbert 1980-81
 Corrado Micalaf 1981-82
 Greg Stefan 1982-83 to 89-90
 Chris Osgood 1993-94 to 2000-01, 2005-06 to 201-11

NO. 31

Andy Brown 1971-72 to 72-73
 Doug Grant 1974-75 to 75-76
 Ed Giacomin 1975-76 to 77-78
 Larry Lozinski 1980-81
 Claude Legris 1980-81 to 81-82
 Al Jensen 1980-81
 Bob Sauve 1981-82
 Corrado Micalaf 1982-83
 Chris Pusey 1985-86
 Mark Laforest 1985-86 to 86-87
 Darren Eliot 1987-88
 Tim Cheveldae 1988-89
 Alain Chevrier 1990-91
 Scott King 1991-92
 Peter Ing 1993-94
 Kevin Hodson 1995-96 to 98-99
 Ken Wregget 1999-2000
 Curtis Joseph 2002-03 to 2003-04
 Joey MacDonald 2006-07 to 2011-12

NO. 32

Bruce Eakin 1985-86
 Jeff Sharples 1986-87
 Sam St. Laurent 1987-88
 Tim Cheveldae 1989-90 to 93-94
 Stu Grimson 1995 to 1996-97
 Maxim Kuznetsov 2000-01 to 2001-02
 Steve Thomas 2003-04
 Tomas Kopecky 2005-06
 Kris Newbury 2009-10

NO. 33

Bob Manno 1983-84 to 84-85
 Brent Ashton 1986-87
 Doug Houda 1987-88
 John Blum 1988-89
 Yves Racine 1989-90 to 92-93
 Kris Draper 1993-94 to 2010-11

NO. 34

Andre St. Laurent 1983-84
 Ed Johnstone 1985-86
 Sam St. Laurent 1986-87

Jeff Sharples 1987-88 to 88-89
 Daniel Shank 1989-90 to 90-91
 Greg Millen 1991-92
 Steve Maltais 1993-94
 Anders Eriksson 1995-96
 Norm Maracle 1997-98
 Jamie Macoun 1997-98 to 1998-99
 Manny Legace 1999-2000 to 2005-06
PETR MRAZEK **2012-13 TO PRESENT**

NO. 35

Ken Holland 1983-84
 Warren Young 1985-86
 Gilbert Delorme 1986-87
 Miroslav Ihnacak 1988-89
 Sam St. Laurent 1988-89 to 89-90
 Dave Gagnon 1990-91
 Allan Bester 1990-91 to 91-92
 Bob Essensa 1993-94
 Marc Lamothe 2003-04
JIMMY HOWARD **2005-06 TO PRESENT**

NO. 36

Steve Martinson 1987-88
 Per Djoos 1990-91
 Dennis Vial 1990-91 to 91-92
 B. J. Young 1999-2000
 Derek Meech 2006-07
 Garrett Stafford 2007-08

NO. 37

Kris King 1987-88
 John Mokosak 1989-90
 Chris Luongo 1990-91
 Vincent Riendeau 1991-92 to 93-94
 Tim Taylor 1995 to 1996-97
 Kevin Hodson 1998-99
 Marc Rodgers 1999-2000
 Mikael Samuelsson 2005-06 to 2008-09, 2012-13 to 2013-14
 Doug Janik 2009-10 to 2011-12

NO. 38

Murray Eaves 1987-88
 Jeff Brubaker 1988-89
 Scott King 1990-91
 Jason York 1992-93
 Bobby Dollas 1992-93
 Jason York 1993-94
 Tim Taylor 1993-94
 Norm Maracle 1998-99
 Nathan Robinson 2003-04
TOM MCCOLLUM **2010-11, 2014-15 TO PRESENT**

NO. 39

Dale Krentz 1987-88
 Brent Fedyk 1988-89
 Doug Crossman 1990-91
 Aaron Ward 1996-97
 Stacy Roest 1999-2000
 Johan Franzen 2005-06
 Dominik Hasek 2001-2002; 2003-04; 2006-07 to 2007-08
 Jan Mursak 2010-11 to 2012-13

NO. 40

Rogie Vachon 1978-79
 Gord Kruppke 1990-91
 Jason York 1995
 Mark Major 1996-97



DETROIT RED WINGS ALL-TIME NUMBERS

Bill Ranford 1998-99
HENRIK ZETTERBERG **2002-03 TO PRESENT**

NO. 41

Ed Mio 1983-84 to 85-86
 Brent Gilchrist 1997-98 to 2001-02
 Ray Whitney 2003-04
 Valtteri Filppula 2005-06
 Chris Conner 2011-12
LUKE GLENDENING **2013-14 TO PRESENT**

NO. 42

Bernie Federko 1989-90
 Sean Avery 2001-2002
 Don MacLean 2005-06
 Mattias Ritola 2007-08 to 2009-10

NO. 43

Murray Eaves 1989-90
 Bill McDougall 1990-91
 Matt Hussey 2006-07
DARREN HELM **2007-08 TO PRESENT**

NO. 44

Glenn Merkosky 1989-90
 Gord Kruppke 1993-94
 Viacheslav Fetisov 1995
 Anders Eriksson 1997-98 to 1998-99
 Yan Golubovsky 1999-2000
 Mark Mowers 2003-04 to 2005-06
 Todd Bertuzzi 2006-07; 2009-10 to 2013-14
 Mark Hartigan 2007-08
 Aaron Downey 2008-09

NO. 45

Kyle Quincey 2005-06

NO. 46

Marc Potvin 1990-91 to 91-92
 Jakub Kindl 2009-10

NO. 47

Jim Cummins 1991-92
ALEXEY MARCHENKO **2013-14 TO PRESENT**

NO. 48

Gary Shuchuk 1990-91
 Chris Tancill 1991-92
 Cory Emmerton 2010-11 to 2011-12
RYAN SPROUL **2013-14**

NO. 49

Andrej Nestrasil 2014-15

NO. 50

Jonas Gustavsson 2012-13 to 2014-15

NO. 51

Dmitri Mironov 1997-98
 Valtteri Filppula 2006-07 to 2012-13

NO. 52

Dave Lewis 1986-87
 Ryan Barnes 2003-04
JONATHAN ERICSSON **2007-08 TO PRESENT**

NO. 53

Adam Almqvist 2013-14

NO. 55

Dave "Tiger" Williams 1984-85
 Keith Primeau 1990-91 to 95-96
 Larry Murphy 1996-97 to 2000-01
 Dmitri Bykov 2002-03
NIKLAS KRONWALL **2003-04 TO PRESENT**

NO. 56

TEEMU PULKKINEN **2013-14 TO PRESENT**

NO. 57

MITCH CALLAHAN **2013-14**

NO. 61

XAVIER OUELLET **2013-14 TO PRESENT**

NO. 63

Joakim Andersson 2011-12 to 2012-13

NO. 65

DANNY DEKEYSER **2012-13 TO PRESENT**

NO. 71

Wendel Clark 1998-99
 Jiri Slegr 2001-02
 Dan Cleary 2013-14

NO. 72

Brad Smith 1984-85
 Erik Cole 2014-15

NO. 76

Fabian Brunnstrom 2011-12

NO. 77

Paul Coffey 1992-93 to 95-96

NO. 81

Marian Hossa 2008-09

NO. 82

Tomas Kopecky 2007-08 to 2008-09

NO. 85

Petr Klima 1985-86 to 89-90; 1998-99

NO. 90

Mike Modano 2010-11
 Stephen Weiss 2013-14 to 2014-15

NO. 91

Sergei Fedorov 1990-91 to 2002-03

NO. 93

JOHAN FRANZEN **2006-07 TO PRESENT**

NO. 95

Danny Markov 2006-07

NO. 96

Tomas Holmstrom 1997-98 TO 2011-12



MEDIA INFORMATION & GUIDELINES

PUBLIC RELATIONS DEPARTMENT

Todd Beam..... Director of Public Relations
Kyle Kujawa..... Public Relations Coordinator
Alex DiFilippo..... Communications Coordinator
Anne Bowlby..... Community Relations Coordinator
Kristi Andrascik..... Community Relations Assistant

Phone:..... (313) 471-7531 — Fax (313) 567-0296
Media Hotline:..... (313) 471-7599
Community Relations Hotline:..... (313) 471-7524
Website:..... www.DetroitRedWings.com
Twitter:..... @detroitredwings

DETROIT RED WINGS PR DIGITAL PRESSBOX AND TWITTER ACCOUNT

The Detroit Red Wings' public relations department has expanded its media resources to include a digital pressbox within DetroitRedWings.com and a PR Twitter account (@DRWPR).

The digital pressbox can be accessed at www.DetroitRedWings.com/media. The online media hub will centralize all information relating to the team, including team and NHL media publications, player headshots and action shots, and visiting media information, and will be updated daily with press clippings, stat packets, press releases, game notes and practice schedules. Media may also apply for single-game credentials through the digital pressbox.

The department Twitter account (@DRWPR), will be used to provide media instant information about the team through press release links, practice schedule updates and other relevant media information. The account will also provide in-game updates about the Red Wings to note any milestones or statistical accomplishments.

Only previously-approved media members will be able to access these resources. Please contact a member of the public relations staff to register for the digital pressbox. Media may also continue to apply for credentials through the media hotline at (313) 471-7599.

CREDENTIALS: Access to Detroit Red Wings' home games and practices is available to accredited media specifically assigned to cover each event. Season credentials are granted to media covering ALL Red Wing home games.

Single-game credentials must be requested in writing, on letterhead, at least 24 hours in advance of each contest. Only previously approved media without season credentials should call the Media

Hotline (313) 396-7599 at least 24 hours in advance and leave a message requesting a single-game credential as well as seating and/or photographer positions if necessary.

Single-game credentials may be picked up at the Security Desk inside the West Gate of Joe Louis Arena beginning two hours prior to game time.

SEATING: Credentials permit access to the press room and to both team's post-game locker rooms. Every effort will be



MEDIA INFORMATION & GUIDELINES

made to accommodate all media with seating in the press box. However, due to space limitations, seating in the press room may be required. The Joe Louis Arena press room is located street level of the building near the East Gate and is available for all Red Wing home games.

All media attending games are asked to phone the Media Hotline (313) 396-7599 at least 24 hours in advance to request press box seating.

PRACTICE SCHEDULES: The Media Hotline will be updated daily with upcoming practice times and event information. When available the visiting team's practice times in Detroit will be included in the message as well.

PHOTOGRAPHERS: Photo credentials will be issued on a single-game basis. Only those photographers on assignment from approved media outlets will be permitted access to games and practices. **Photo Editors** must call the Media Hotline prior to 2:00 pm on game days with the names of photographers who will be shooting the game.

Credentialed Photo runners are not permitted to stand on or near any shooting positions on the arena concourse or inside the bowl at any time during the game. Failure to comply with this policy will result in immediate removal from Joe Louis Arena along with confiscation of that individual's game credential.

FREELANCE PHOTOGRAPHERS WILL NOT BE ISSUED CREDENTIALS.

Photographers must shoot from designated photo areas only. Photo positions are assigned by the Red Wings' PR office and posted in the press room approximately two hours prior to game time. Photographers requesting specific shooting locations must phone the Media Hotline (313) 396-7599 no later than 2 p. m. for evening games and 10 a. m. for matinees.

Photographers desiring to rent or use their own strobes must contact the Detroit Red Wings Public Relations Department at least 48 hours in advance of each contest.

TELEVISION COVERAGE: All local televi-

sion stations are prohibited from shooting and distributing footage inside the Joe Louis Arena bowl beginning 30 minutes prior to each contest and until all broadcast television rightsholders have signed off the air. Footage from the arena property and outer mezzanine area is permitted as long as the ice surface does not appear in any way in the shot.

Television cameras in the bowl are limited to natural arena light whenever players are on the ice surface.

All local television stations desiring to shoot inside Joe Louis Arena must request to do so in advance through the Detroit Red Wings Public Relations Department.

RADIO COVERAGE: All non-rightsholder radio stations are not permitted to broadcast live from inside Joe Louis Arena beginning 30 minutes prior to each contest and until all rightsholders have signed off the air.

PRESS ROOM: A press room for pre-game meals and working is available between the East Gate and the locker rooms. A pre-game meal will be served 90 minutes prior to each contest. There is a minimal charge for the media. A work area with electrical outlets, credit card pay phones and televisions is available in the press room.

PARKING: Limited parking for credentialed media by pass list is available at no charge in the media section of the city-owned Joe Louis Arena Garage. Please include your parking requests when making credential requests to the Red Wings Public Relations Department.

Media parking is extremely limited and **NOT GUARANTEED.**

TICKETS: A limited number of single-game tickets to Red Wings home games are available for purchase by members of the media only. Please contact Director of Public Relations Todd Beam for ticket requests well in advance of the desired game.



DETROIT SPORTS BROADCASTERS ASSOCIATION

2015-16 DETROIT SPORTS BROADCASTERS ASSOCIATION ACTIVE MEMBERS

FFOX Sports Detroit	George Blaha, Ken Daniels, Jason Dizik, Mario Impemba, Trevor Thompson
FOX Sports/FOX Sports 1	Jon Paul Morosi
WJBK-TV	Dan Miller, Bob Wojnowski
WDIV-TV	Bernie Smilovitz
WXYZ-TV	Justin Rose, Ed Fernandez
Comcast	Vicki Foley, John Thiede
DetroitCity TV	Tommy Morris
Big Ten Network	Josh Hakala
Fox Soccer	Josh Hakala
Farmington TV-10	Don Carter, Rich Kincaide
Omni TV	Dan York
LCPS-TV	Steve Miller
Glory Days TV	Kurt David
Frankenmuth HS TV	Spencer Hoffman
Montrose HS TV	Tom Skinner, John Oliver, Trey Schmitz, Eric Vandefifer
WXYZ-AM/FM & WWJ-AM	Jim Brandstatter, Dan Dickerson, Terry Foster, Ken Kal, Dan Miller, Bob Wojnowski
WJR-AM	Frank Beckmann, George Blaha, Gus Ganakas, Wendy Hart, Drew Sharp, Matt Steigenga, Jayson Strayhorn, Will Tieman
WMGC-FM	George Blaha, Mark Champion, Drew Sharp, Tom Mazawey, Jon Williams
WDTK-AM/FM	Ron Cameron, Brendan Johnson, Jeremy Otto
WCHB-AM	Melinda Prince
WTKA-AM	Al Fellhauer
WPON-AM	Ron Cameron, Butch Davis
WONN-AM	Jim Hendrick
WMIC-AM/FM & WTGV-AM	George Benko, Robert Benko
WAUH-FM	Robert Williams
WSDP-FM	Bill Keith
WXOU-FM	Neal Ruhl, Kyle Bauer
WPHS-FM	Jeremy Olstyn
Spartan Sports Network	George Blaha, Gus Ganakas, Wendy Hart, Drew Sharp, Matt Steigenga, Jayson Strayhorn, Will Tieman
Fox Sports Radio	Ron Angel
Student Broadcast	Tom Lengyel, Jeremy Otto, Ken Kolb, Tom Skinner
WDBC-Dragon Broadcasting	Roger Smith
Adrian Radio	Matthew Sisolser
CMU Radio	Shawn Bednard
Syracuse Radio	Evan Stockton
Hillman Radio	Erin Brege
Marygrove Radio	Jeremy Otto, Brendan Johnson
Brother Rice Radio	Dan McCarville
De La Salle Radio	Matthew Brunzman, Andrew Chmura, Griffin Schroeder
MLive.com	James Schmehl
GoLiveSportscast.com	Frank Mazzella

OTHER MEDIA: Mike Alberts, Bill Axtell, Bryan Bender, John Conroy, John Cwikla, Zach Damon, Dennis Davidson, Max DeMara, Robert Dorogi, Candice Ebling, Bill Eisner, Rich Eldridge, Ben Eriksson, Cameron Evans, Anthony Fenech, Bill Fundaro, Frank Garza, Jesse Goldberg-Strassler, Dan Grascuck, Ronnie Kadykowski, Dick Kernan, Charlie Lemmex, Mark Lewkowicz, Laura Loviska, Dominic Menzo, Scott Morganroth, Larry Paladino, Steve Purdy, Tom Ryan, John Schemel, Peter Spivak, Steve Stuckey, Jack Szniewajs, Elliott Trumbull, Art Vuolo, Jonathon Yinger, Eli Zaret.

OFFICERS:

President:	Vicki Foley
Vice President:	Jim Rein
Secretary:	Sherrie Handrinos
Treasurer:	Bill Wischman
Sergeant-at-Arms:	Bill Harrington
Immediate Past President	Will Tieman
Executive Director:	George Eichorn
Marketing Director:	Bill Harrington



DETROIT RED WINGS IN THE COMMUNITY

The Detroit Red Wings organization is committed to making a difference in the lives of those less fortunate in the Metropolitan Detroit area. Players and staff members embrace the opportunity to be leaders in our community and volunteer tremendous amounts of their time to numerous local charitable groups.

DETROIT RED WINGS FOUNDATION

The Detroit Red Wings Foundation, an affiliate of Ilitch Charities, invests in the future of our community by providing funds and resources to worthy causes that contribute to the growth of the sport of hockey.

Red Wings players and staff participate in several fundraising events throughout the season including the annual Toast of Hockeytown Wine Tasting Gala, MotorCity Casino Hotel's Red Wings Charity Poker Tournament and the Red Wings Foundation 50/50 Raffle Program. Through these initiatives, the Foundation raises over one half million dollars annually for various organizations in our community.



FOUNDATION PROGRAMS

DETROIT RED WINGS SCHOOL ASSEMBLY PROGRAM:

In 2010, the Foundation launched its signature program, the Detroit Red Wings School Assembly Program, a street and floor hockey initiative in which the Wings provide equipment and hands-on instruction to local elementary schools. In partnership with Blue Cross Blue Shield of Michigan and the Kroger Company of Michigan, the Wings visited 115 elementary schools throughout Michigan during the 2012-13 season. The Foundation provided each school with two full sets of floor hockey equipment complete with hockey sticks and nets to encourage students to stay active and healthy through the sport of hockey.

The School Assembly program will visit 115 schools during the 2013-14 season!



TRY HOCKEY FOR FREE:

The Foundation partnered with the Michigan Amateur Hockey Association (MAHA) to fund 30 on-ice hockey clinics. The one day clinics introduce children to the sport of hockey. For most, it was their first on-ice experience. The clinics introduce kids to basic hockey skills such as skating, puck handling and shooting.

FOUNDATION FUNDRAISERS

50/50 RAFFLE

The Red Wings Foundation will one again partner with Little Caesars youth hockey programs and other deserving charitable non-profits to host a 50/50 Raffle at every home game this season. During each raffle, one lucky Red Wings Fan receives 50% of the raffle sales and the remainder is shared between the participating organization and the Detroit Red Wings Foundation.



TOAST OF HOCKEYTOWN

The Foundations' premier fundraising event is the Toast of Hockeytown. The wine tasting benefit takes place on the covered ice surface of Joe Louis Arena and offers fans the chance to mingle with the entire Red Wings team while sampling over 75 wines and enjoying live entertainment, a strolling buffet and the chance to bid on unique live and silent auction items.



DETROIT RED WINGS IN THE COMMUNITY

MOTORCITY CASINO HOTEL DETROIT RED WINGS CHARITY POKER TOURNAMENT

Each year, the Foundation partners with MotorCity Casino Hotel to host a charity poker tournament. By making a \$400 donation to the Detroit Red Wings Foundation, fans are able to reserve a seat with a Red Wings player at their table in the Texas Hold'em style tournament. The evening begins at MotorCity with participants enjoying a strolling dinner reception with Wings players in the ballroom, followed by the tournament held in the poker room. Prizes are awarded to the top 10 finishers, including the Grand Prize trip for two on Red Bird III. Each participant receives a complimentary overnight room the day of the tournament and a gift bag valued at over \$150.

DETROIT RED WINGS COMMUNITY RELATIONS

The Detroit Red Wings Community Relations department coordinates fundraising efforts for local charities by organizing player appearances and full team events, as well as fulfilling over 2,000 donation requests annually for local fundraising events. Since the fall of 2005, the Wings have helped charities raise over \$1.8 million for their respective causes with donated autographed memorabilia. Players and staff members also serve as team spokesmen for local organizations, lending their name, time and money to various causes.

BREAST CANCER AWARENESS NIGHT PRESENTED BY TEAM REHAB

One cause of particular importance to the Red Wings is breast cancer awareness. Since October 2007, the Wings host Breast Cancer Awareness Night each October as part of the NHL's Hockey Fights Cancer month. The initiative raised almost \$260,000 in its first eight years. The money raised this season will be donated to Karmanos Cancer Institute to help cover the cost of breast cancer screening and treatment for uninsured and underinsured women in the Metro Detroit area.



MI WINGS COMMUNITY TOUR PRESENTED BY ITC

Each fall, groups of players make stops at various cities throughout the state en route to training camp in Traverse City, Mich., as part of the MI Wings Community Tour presented by ITC. Tour stops typically include elementary and middle schools, children's hospitals, military bases or units, and military veteran medical facilities.

In 2015, eight members of the Red Wings team split up into two groups to create an east leg and a west leg, with each group making two stops.

Luke Glendening, Riley Sheahan, Darren Helm, and Brian Lashoff were on the east leg and stopped at MidMichigan Health Systems in Midland, Mich., and the Camp Grayling Joint Maneuver Training Center in Grayling Township, Mich.

Tomas Tatar, Jakub Kindl, Justin Abdelkader, and Petr Mrazek were on the west leg and stopped at the U.S. Coast Guard Sector Detroit in Detroit, Michigan and Helen DeVos Children's Hospital in Grand Rapids, Mich.

TRAINING CAMP GOLF CLASSIC AND DINNER

The team also participates in charitable efforts including the Training Camp Golf Classic and Dinner to benefit the Friends of Centre I.C.E. in Traverse City, Mich., site of the team's annual training camp. The event has raised over \$1 million for charity over a 15-year span.

RED WINGS FOR READING

The Red Wings for Reading program was started by forward Justin Abdelkader to encourage elementary students to read outside of the classroom. All kindergarten through fifth grade students attending a Michigan elementary school are encouraged to enter this fun contest by reading three children's books selected by Abdelkader for their age group or by having someone read those three books to them.



DETROIT RED WINGS IN THE COMMUNITY

Every qualified student who submits an entry form will receive an exclusive Red Wings' reading fan pack and be entered to win a pair of Red Wings tickets to a home game. Students who win the chance to attend a Red Wings game will also receive a goody bag and two meal vouchers. Abdelkader hosted 51 elementary students, who were Abby's All Stars at the game, during the 2014-15 season.

The school with the most entries between Sept. 2, 2015, and Feb. 1, 2016, will get the unique opportunity for Abdelkader to read to their classroom.

MAKING DREAMS COME TRUE

Every season, the Red Wings host hundreds of special guests at team practices and games. Most often, sick or disadvantaged children and adults are invited to meet their favorite players through the Make-A-Wish Michigan or similar wish-granting organizations.

During the season, the team visits Children's Hospital of Michigan to brighten the spirits of young patients. The entire team makes an annual holiday visit, meeting with hundreds of children and their families for one special day each winter. This tradition has been in place for more than two decades.



MILITARY APPRECIATION NIGHT PRESENTED BY APPLEBEE'S

The Red Wings honor military at a special game each season on Military Appreciation Night. The Wings helped volunteers from Blue Star Mothers of America collect care package items and monetary donations to help ship care packages to Michigan soldiers currently serving overseas. A special merchandise fire sale on the concourse of items signed by former Red Wings players along with a group sales ticket offer brought in more than \$6,600 to benefit the USO. The Wings also hosted 50 military members and their guests at morning skate followed by lunch courtesy of Applebee's in the Comerica Bank Legends Club earlier that day.



RED WINGS WISH CLUB

For a small donation to Children's Hospital of Michigan Foundation, fans can have a special birthday or anniversary message displayed on the Joe Louis Arena jumbotron at Wings home games as part of Red Wings Wish Club. The program has raised more than \$348,000 since its inception.

Thanks to the success of this program and the generosity of Red Wings fans, proceeds from this project have been dedicated to select areas within the hospital. A family waiting area in the Pediatric Intensive Care Unit was the first area renovated and named the Hockeytown Kids' Wing – a Red Wings-themed section that features memorabilia, murals and other Wings friendly attractions. The main lobby of the hospital features the Red Wings Play Zone, a hockey rink themed sitting area with a Zamboni, interactive games and features very similar to Joe Louis Arena.

The waiting room of the Hematology/Oncology Clinic further showcases the tremendous partnership between the Red Wings and Children's Hospital. Welcoming patients as they enter the waiting area is an octopus encouraging them to participate in a variety of interactive



DETROIT RED WINGS IN THE COMMUNITY

games and Wings-themed furniture help make children more comfortable as they wait for treatments. The presence in this area marks an emotional tie to many of the special children Detroit Red Wings team members have met over the years.

For more information on the Red Wings Wish Club, or to schedule a wish, call Children's Hospital of Michigan Foundation at (313) 745-5024 or visit <http://www.chmkids.org/giving>.

SMOKE DETECTOR COLLECTION PRESENTED BY COMERICA

The team hosts its annual Smoke Detector Collection presented by Comerica. Fans are asked to bring a new smoke detector with batteries to games in exchange for the chance to win an autographed item from forward Henrik Zetterberg, who serves as the team spokesman for this program and generously matches the amount of detectors donated during the initiative. Working with local fire departments and agencies, the collected detectors are donated to low-income and elderly residents throughout the Metro Detroit area. In 2014, Henrik Zetterberg, the Red Wings and Comerica were able to distribute more than 2,700 smoke detectors to local fire departments.



RED WINGS FOR RED KETTLES

Since 2005, the Wings have partnered with The Salvation Army for its Red Kettle Campaign, which provides the non-profit organization with its largest source of funding each year. The 2014 Red Kettle Campaign raised nearly \$9 million with Red Wings Executive Vice President and General Manager Ken Holland as the campaign's honorary chairman for the seventh straight season.

Entering the partnership's 10th year, the Wings will host in-game collections at select home games as well as participate in the annual player/management bell ringing competition each holiday season. The competition consists of players and management facing off at various Metro Detroit locations to see who can raise the largest sum of donations in two hours. The partnership has raised over \$104,000 to support The Salvation Army with its community assistance programs that include meals, lodging, utility assistance, free legal aid, after school programs, youth programs, drug and alcohol rehabilitation, disaster aid and more.

POWERHOUSE GYM BUDD LYNCH VETERANS SUITE

The Detroit Red Wings host a group of 20 military veterans and active military members on leave in a suite at home games since the program's inception on Nov. 5, 2009. Guests in the Powerhouse Gym Budd Lynch Veterans Suite are treated to free Little Caesars pizza and beverages courtesy of Coca-Cola, while enjoying the action on the ice from a great view atop Joe Louis Arena.

Since the program's inaugural season, the Wings have donated more than 3,000 suite tickets to military members in recognition of the tremendous amount of hard work and the countless sacrifices they have made to ensure the U.S. is a safe place to live.



DETROIT RED WINGS IN THE COMMUNITY

PLAYER PROGRAMS

52 for the Zoo: For every hit recorded by Jonathan Ericsson this season, he will donate \$50 to the Detroit Zoological Society. In Sept. 2015, Ericsson hosted 25 kids from Big Brothers Big Sisters of Metropolitan Detroit to spend a night at the Detroit Zoo.

14's Friends: Gustav Nyquist will host families staying at Ronald McDonald House Detroit and Ann Arbor (10 guests from each house) in a suite at a game in Nov. 2014.

Franzen's Friends: Since 2013-14, Johan Franzen hosts a Special Olympics athlete and his/her guardian at every Red Wings home game.

Gametime with Glendening: Luke Glendening will host a child with Down Syndrome and his/her family at every Red Wings home game in the preseason and regular season with four donated tickets through Down Syndrome Guild of Southeast Michigan & Down Syndrome Support Group. Luke will also do a meet and greet with his guests at each game.

Green's Grinders: Mike Green will host individuals with cystic fibrosis at every Red Wings home game in the preseason and regular season with two donated tickets through the Cystic Fibrosis Foundation.

Howard's Heroes: Jimmy Howard hosts a patient at Helen DeVos Children's Hospital in Grand Rapids and their family at every Grand Rapids Griffins home game.

Kindl's Krew: Since 2013-14, Jakub Kindl hosts an adult cancer patient or survivor at Karmanos Cancer Institute and his/her guest at every Red Wings home game.

Kronner's Corner: Since 2012-13, Niklas Kronwall hosts a family with an autistic child at every Red Wings home game through Autism Alliance of Michigan.

Miller's Meals: For the second straight season, Drew Miller will donate \$75 for every blocked shot he makes during the 2015-16 season to support The Salvation Army's Bed & Bread Truck program.

Pav's Pals: Since 2012-13, Pavel Datsyuk hosts a family through Henry Ford's SandCastles Grief Support Program at every Red Wings home game.

Richy's Rascals: Brad Richards will host children from the Children's Hospital of Michigan in Detroit at every Red Wings home game in the preseason and regular season with two donated tickets. He will also hold a meet and greet with each family.

Riley & Luke: Riley Sheahan and Luke Glendening will host a child who participates at a local Detroit Boys and Girls Club and their family at every Red Wings home preseason and regular season game with four donated tickets. Riley & Luke will also hold a meet and greet with each family.

Riley's Rescues: Riley Sheahan will donate \$100 for every point he records during the 2015-16 season to the Michigan Humane Society's emergency rescue program. He will also visit the Detroit MHS location once a



DETROIT RED WINGS IN THE COMMUNITY

month to take a photo with a pet available for adoption that the Red Wings will post on our social platforms. The person who ends up adopting that particular pet will receive a goody bag from the Wings with an autographed 8x10 photo of Sheahan.

Brendan Smith: Breast Cancer Awareness Night Spokesman: Brendan Smith is the team spokesman for Breast Cancer Awareness Night. He participates in the on-ice check presentation following the game and donates his two lower-bowl comp tickets and a meet and greet for the concourse auction. He also donated a \$3,500 suite/F&B for the 2014 BCA Night game to host women who are two-time breast cancer survivors.

Tatar's Totes: Tomas Tatar will donate \$100 per point during the 2015-16 season to the Gleaners Community Food Bank's BackPack Program, which sends a bag with six meals home with hungry elementary students.

Zetterberg Foundation Suite: Since 2011-12, Henrik Zetterberg donates his Zetterberg Foundation Suite to children's charities for most Red Wings home games and a select number of other events at Joe Louis Arena.

AUTOGRAPHS FOR A CAUSE

In an effort to support causes close to their hearts, several Red Wings players are partnering with the Detroit Red Wings Foundation in a program called Autographs for a Cause. Through this program, players will sign and send hockey cards and 8 x 10 photos through mail in exchange for a donation to the Detroit Red Wings Foundation. All of the funds collected by the Detroit Red Wings Foundation will be donated to charitable organizations supported by the players. For more information and a list of players who are participating please visit our website at detroitredwings.com/autographs.

Contact Us

To contact the Detroit Red Wings Foundation or Community Relations department, please write or call:

Detroit Red Wings Foundation/Community Relations

19 Steve Yzerman Drive
Detroit, MI 48226
(313) 396-7524
(313) 567-0296 fax



DETROIT RED WINGS ATTENDANCE RECORDS

SEASON TOTALS (last 15 seasons)

821,107 – 2014-15 – 20,027 average for 41 games
802,640 – 2013-14 – 20,066 average for 40 games+
481,584 – 2012-13 Season – 20,066 average for 24 games
822,706 – 2011-12 Season – 20,066 average for 41 games
806,892 – 2010-11 Season – 19,680 average for 41 games
781,847 – 2009-10 Season – 19,546 average for 40 games*
814,474 – 2008-09 Season – 19,865 average for 41 games
773,696 – 2007-08 Season – 18,871 average for 41 games
822,706 – 2006-07 SEASON – 20,066 AVERAGE FOR 41 GAMES
822,706 – 2005-06 SEASON – 20,066 AVERAGE FOR 41 GAMES
822,706 – 2003-04 SEASON – 20,066 AVERAGE FOR 41 GAMES
822,378 – 2002-03 SEASON – 20,058 AVERAGE FOR 41 GAMES
822,378 – 2001-2002 SEASON – 20,058 AVERAGE FOR 41 GAMES
819,303 – 2000-2001 SEASON – 19,983 AVERAGE FOR 41 GAMES
819,303 – 1999-2000 SEASON – 19,983 AVERAGE FOR 41 GAMES

BOLD = SOLD OUT SEASON

**Note: Does not include the 2009-10 season opener in Stockholm, SWE*
+Note: does not include 2014 Bridgestone NHL Winter Classic crowd of 105,491 at Michigan Stadium in Ann Arbor, Mich.

HOME OPENER

20,027 – October 9, 2014 (DETROIT 2, Boston 1)

TOP TOTALS (Regular Season)

Edmonton – 20,794 – Feb. 9, 1985 (Edmonton 6, DETROIT 5)
Philadelphia – 20,339 – Feb. 14, 1981 (Philadelphia 3, DETROIT 1)
Pittsburgh – 21,019 – Nov. 25, 1983 (DETROIT 7, Pittsburgh 4)
Toronto – 20,328 – Nov. 23, 1984 (DETROIT 6, Toronto 5)

Outdoor Games

105,491 – Jan. 1, 2014 (Toronto 3, DETROIT 2 SO)
at Michigan Stadium in Ann Arbor, Mich. (NHL record)

ALL-STAR GAME

21,002 – Feb. 5, 1980 (Wales Conference 6, Campbell Conference 3)

REGULAR-SEASON GAME

21,019 – Nov. 25, 1983 (DETROIT 7, Pittsburgh 4)

PLAYOFF GAME

20,090 – Apr. 7, 1984 (St. Louis 4, DETROIT 3, 2 OTs)

LAST GAME AT OLYMPIA STADIUM

Dec. 15, 1979 – DETROIT 4, Québec 4 – 15,609

FIRST GAME AT JOE LOUIS ARENA

Dec. 27, 1979 – St. Louis 3, DETROIT 2 – 19,742

SELLOUT STREAKS

FRANCHISE RECORD: Dec. 10, 1996 – April 7, 2007, 452 consecutive games including playoffs

CURRENT STREAK: Dec. 19, 2010 – present, 188 consecutive games including playoffs



HOW TO FIGURE...

**** NOTE:** No individual skater/goaltender statistics apply for the shootout

Assist: An assist is awarded to the player or players (maximum of two) who touched the puck prior to the goal, provided no defender plays or possesses the puck in between.

Game Played: A player receives credit for playing in a game if: i) he steps on the ice during time played or; ii) serves any penalty.

Game-Winning Goal: After the final score has been determined, the goal which leaves the winning Club one goal ahead of its opponent is the game-winning goal (example: if Team A beats Team B 8-3, the player scoring the fourth goal for Team A receives credit for the game-winning goal).

Goal: A goal is awarded to the last player on the scoring Club to touch the puck prior to the puck entering the net.

Goals-Against Average: Multiply goals allowed (GA) by 60 and divide by minutes played (MINS).

Goaltender: A goaltender receives a "W" for a win in regulation, overtime or shootout; an "L" for a loss in regulation; or an "OT" for a loss in overtime or shootout.

Penalty-Killing Pct.: Subtract total number of power-play goals allowed from total number of shorthanded situations to get total number of power-plays killed. Divide the total number of power-plays killed by the total number of shorthanded situations.

Plus-Minus: A player receives a "plus" if he is on the ice when his Club scores an even-strength or shorthand goal. He receives a "minus" if he is on the ice for an even-strength or shorthand goal scored by the opposing Club. The difference in these numbers is considered the player's plus-minus statistic.

Power-Play Goal: A goal scored by a Club while it has a manpower advantage due to an opponent's penalty. Following are some examples of what is and is not considered a power-play goal:

- if a Club has an advantage on a minor penalty starting at 2:02 of the period and it scores at 4:02, the goal is not a power-play goal.
- if a Club scores on a delayed penalty, the goal is not a power-play goal.
- if a Club has an advantage due to a five-minute major or match penalty, that Club is always credited with having one more advantage than the number of power-play goals it scores during that advantage, because the penalty does not expire. A new advantage begins after each power-play goal. For example, if Team A scores three goals during a major penalty, it is credited with four advantages.
- if a Club is on a power-play for any length of time, it is considered to have had an advantage.
- if a minor penalty is incurred by a Club on a power-play due to a major penalty, a new advantage is given to that Club when its minor penalty expires, provided the opponent's major penalty is still in effect.

HOW TO FIGURE...

Power-Play Percentage: Total number of power-play goals divided by total number of power-play opportunities.

Save Percentage: Subtract goals allowed (GA) from shots against (SA) to determine saves. Then divide saves by shots-against.

Shooting Percentage: Divide the number of goals scored by the number of shots taken.

Shorthand Goal: A goal scored by a Club while it is at a manpower disadvantage. The same cases apply for shorthand as for power-play goals, but in the opposite manner.

Shot on Goal: If a player shoots the puck with the intention of scoring and if that shot would have gone in the net had the goaltender not stopped it, the shot is recorded as a "shot on goal".

Shutout: If two goaltenders combine for a shutout, neither receives credit for the shutout. Instead it is recorded as a Club shutout.

Tenths of a Second: If a penalty or goal occurs in the last minute, the time is rounded off to the previous second (ex: if a penalty is called with 12.4 seconds left in a period, the time is indicated as 19:47 and not 19:48.)

Coaches Record: A coach receives a "W" for a win in regulation, overtime or shootout; an "L" for a loss in regulation; or an "OT" for a loss in overtime or shootout.

2015-16 NHL DIRECTORY



NHL OFFICES

NEW YORK 1185 Avenue of the Americas - New York, NY 10036	O: 212-789-2000
.....	F: 212-789-2020
TORONTO 50 Bay St., 11th Floor - Toronto, ON M5J 2X8	O: 416-359-7900
.....	F: 416-981-2779
MONTREAL 1800 McGill College Ave., Suite 2600 - Montreal, QC H3A 3J6	O: 514-841-9220
.....	F: 514-841-1070



GARY B. BETTMAN
NHL Commissioner



WILLIAM DALY
Deputy Commissioner



JOHN COLLINS
Chief Operating Officer



COLIN CAMPBELL
Sr. Executive Vice President
of Hockey Operations

EXECUTIVE

Commissioner	Gary B. Bettman
Deputy Commissioner	William Daly
Chief Operating Officer	John Collins
Senior Executive Vice President of Hockey Operations	Colin Campbell

HOCKEY OPERATIONS

Senior Vice President of Hockey Operations	Mike Murphy
Senior Vice President of Hockey Operations	Kris King

NHL COMMUNICATIONS

(@PR_NHL)

GARY MEAGHER , Executive Vice President, Communications	O: 416-359-7960
.....	C: 416-729-4700
.....	gmeagher@nhl.com

FRANK BROWN , Group Vice President, Communications	O: 212-789-2042
.....	C: 347-853-4390
.....	fbrown@nhl.com
* Commissioner's Office requests	

JAMEY HORAN , Group Vice President, Event Communications & Player Development	O: 212-789-2785
.....	C: 646-652-9981
.....	jhoran@nhl.com
* Deputy Commissioner requests, event and player development inquiries	

JOHN DELLAPINA , Group Vice President, Communications	O: 212-789-2115
.....	C: 917-363-7988
.....	jdellapina@nhl.com
* Department of Player Safety requests, general hockey inquiries	



2015-16 NHL DIRECTORY

BENNY ERCOLANI, Statistician & Information Officer	O: 416-359-7963
.....	C: 416-729-5666
.....	bercolani@nhl.com
GREG INGLIS, Senior Director, News Services	O: 212-789-2065
.....	C: 347-853-2461
.....	ginglis@nhl.com
	* Editorial content and research
SCHUYLER BAEHMAN, Director, Event Communications & Player Development	O: 212-789-2097
.....	C: 908-917-0456
.....	sbaehman@nhl.com
	* Event inquiries
NIRVA MILORD, Director, Communications	O: 212-789-2123
.....	C: 917-715-6187
.....	nmilord@nhl.com
	* Corporate communications, entertainment publicity
JENNIFER MOAD, Director, Communications	O: 416-359-7961
.....	C: 416-527-2852
.....	jmoad@nhl.com
JULIE YOUNG, Director, Communications	O: 416-359-7964
.....	C: 416-605-3550
.....	jyoung@nhl.com
	* Hockey Operations and Officiating requests
DAVID KEON, Senior Manager, Communications	O: 416-359-7962
.....	C: 416-729-5665
.....	dkeon@nhl.com
	* International credentials, Milestones
TREVOR BJERGSO, Manager, Communications	O: 416-359-7965
.....	C: 416-540-5306
.....	tbjergso@nhl.com
	* Social media inquiries, Central Scouting and Situation Room requests
BRENDON CROSSMAN, Manager, Communications	O: 416-359-7903
.....	C: 416-702-4645
.....	bcrossman@nhl.com
	* In-game communications
JASMINE GHAFOUR, Manager, Communications	O: 416-359-7968
.....	C: 647-808-4876
.....	jghafour@nhl.com
	* Corporate communications
JOSH BERNSTEIN, Coordinator, Communications	O: 212-789-2609
.....	jbpr@nhl.com
	* Editorial content and research, Morning Skate
NICOLE BUCKLEY, Coordinator, Event Communications & Player Development ...	O: 212-789-2066
.....	nicbuckley@nhl.com
	* Event credentials
JEFF DAY, Coordinator, Event Communications & Player Development	O: 212-789-2108
.....	jday@nhl.com
GINA MORRA, Assistant, Event Communications & Player Development	O: 212-789-2690
.....	gmorra@nhl.com



2015-16 NHL ON-ICE OFFICIALS

REFEREES

NAME	NUMBER
*Brenk, Jake	42
Charron, Francis	6
*Chmielewski, Tom	43
Dwyer, Gord	19
Furlatt, Eric	27
*Hanson, Trevor	47
Hasenfratz, Mike	2
Hebert, Ghislain	22
Hebert, Jean	15
Jackson, Dave	8
Joannette, Marc	25
Kimmerly, Greg	18
Kowal, Tom	32
Kozari, Steve	40
L'Ecuyer, Frederick	17
LaRue, Dennis	14
Lee, Chris	28
Leggo, Mike	3
*Lemelin, Mark	41
*Lewis, Dave	46
Luxmore, Thomas John	21
Martell, Rob	26
McCauley, Wes	4
*McIsaac, Jon	45
Meier, Brad	34
Morton, Dean	36
*Nicholson, Kendrick	44
O'Halloran, Dan	13
O'Rourke, Dan	9
Peel, Tim	20
Pochmara, Brian	16
Pollock, Kevin	33
*Rank, Garrett	48
Rehman, Kyle	37
*Romasko, Evgeny	39
Rooney, Chris	5
Skilliter, Graham	24
St. Pierre, Justin	12
St-Laurent, Francois	38
Sutherland, Kelly	11
Walsh, Ian	29
Watson, Brad	23

•Minor league officials

LINESMEN

NAME	NUMBER
*Alphonso, Shandor	52
Amell, Derek	75
Barton, Steve	59
*Berg, Devin	87
Brisebois, David	96
Cameron, Lonnie	74
Cherrey, Scott	50
Cormier, Michel	76
Cvik, Mike	88
Devorski, Greg	54
Driscoll, Scott	68
Galloway, Ryan	82
*Gawryletz, Brandon	64
Gibbons, Ryan	58
Gibbs, Darren	66
*Grandt, John	98
Henderson, Don	91
Heyer, Shane	55
Kovachik, Brad	71
*Knorr, Trent	63
Lazarowich, Brad	86
Mach, Brian	78
MacPherson, Matt	83
McElman, Andy	90
Miller, Steve	89
Murchison, Kiel	79
Murphy, Brian	93
Murray, Jonny	95
Nansen, Derek	70
Nelson, Thor	80
Nowak, Tim	77
Pancich, Bryan	94
Racicot, Pierre	65
Rody, Vaughan	73
Sericolo, Anthony	84
Sharrers, Jay	57
Shewchyk, Mark	92
Wheler, Mark	56

2015-16 NHL KEY DATES CALENDAR



2015-16 NHL KEY DATES

SEPTEMBER 2015

- 2-4 NHL/NHLPA Rookie Orientation Program (Leesburg, Va.)
- 7-9 NHL/NHLPA Player Media Tour (Toronto, Ont.)
- 9 NHL PR Directors Meeting (Toronto, Ont.)
- 9-10 NHL Broadcast Meetings (Toronto, Ont.)
- 12-14 NHL Officials Training Camp (Buffalo, N.Y.)
- 10 Rookie camps open
- 17 Training camps open
- 20 Preseason schedule begins
- 21 NHL Alumni Awards Gala Dinner – Honorees: Mark Messier, Gerry Sillers and Pete Tucker (Toronto, Ont.)
- 21 2015 Kraft Hockeyville™ Canada:
San Jose Sharks vs. Vancouver Canucks (North Saanich, B.C.)
- 24 CCM/USA Hockey All-American Prospects Game
(First Niagara Center, Buffalo, N.Y.)
- 29 2015 Kraft Hockeyville™ USA:
Tampa Bay Lightning vs. Pittsburgh Penguins (Johnstown, Pa.)
- 29 NHL Board of Governors Meeting (New York, N.Y.)

OCTOBER 2015

- 6 Opening day playing rosters set (5:00 p.m. ET)
- 7 Opening night: 2015-16 NHL Regular Season begins
- 7 2015 Molson Canadian NHL Face-Off™
- 7 Blackhawks raise Stanley Cup banner:
New York Rangers at Chicago Blackhawks
- 9 New York Islanders play first NHL game at Barclays Center
vs. Chicago Blackhawks (Brooklyn, N.Y.)
- 19 – Nov. 13 Hockey Fights Cancer Awareness campaign

NOVEMBER 2015

- 6 Hockey Hall of Fame Game: Detroit Red Wings at Toronto Maple Leafs
(Air Canada Centre, Toronto, Ont.)
- 9 Hockey Hall of Fame induction ceremony (Toronto, Ont.)
Inductees: Sergei Fedorov, Phil Housley, Nicklas Lidstrom, Chris Pronger,
Angela Ruggiero (Player category); Bill Hay, Peter Karmanos Jr.
(Builder category); Media honorees: Bob McKenzie, Nick Nickson.
- 10 NHL General Managers' Meeting (Toronto, Ont.)
- 26 NHL Founders Day (1917)
- 27 2015 Discover NHL Thanksgiving Showdown™: New York Rangers

DECEMBER 2015

- 1 Signing deadline for Group 2 free agents (5:00 p.m. ET)
- 4 U.S. Hockey Hall of Fame induction & Celebration of Lester Patrick
(Minn/St. Paul, Minn.). Inductees: Karyn Bye Dietz, Brian Rafalski,
Jeff Sauer, Lou Vairo.
- 8-9 NHL Board of Governors Meeting (Boca Raton, Fla.)
- 19-27 Holiday roster freeze in effect: For all players on an NHL active roster,
injured reserve, or with non-roster and injured non-roster status as of
midnight (local time) Dec. 19, a roster freeze shall apply through
midnight (local time) Dec. 27, with respect to waivers, trades and loans,
subject to the exceptions provided for in CBA Article 16.5 (d).
- 24-26 Holiday break (no scheduled practices – dressing rooms closed)
- 26-Jan. 5 IIHF World Junior Championship (Montreal, Que. & Toronto, Ont.)



2015-16 NHL KEY DATES CALENDAR

JANUARY 2016

- 1 2016 Bridgestone NHL Winter Classic®:
..... Montreal Canadiens vs. Boston Bruins
..... (Gillette Stadium, Foxborough, Mass.)
- 12 USHL/NHL Top Prospects Game (Omaha, Nebr.)
- Week of 18th... NHL Central Scouting Mid-Season Rankings release
- 28 CHL/NHL Top Prospects Game (Pacific Coliseum, Vancouver, B.C.)
- 28 – Feb. 1 NHL All-Star Break (no games played)
- 28-31 No scheduled practices – dressing rooms closed
- 30 NHL All-Star Skills Competition™ (Bridgestone Arena, Nashville, Tenn.)
- 31 2016 NHL All-Star Game (Bridgestone Arena, Nashville, Tenn.)
- 31 – Feb. 1 AHL All-Star Classic (Syracuse, N.Y.)

FEBRUARY 2016

- 1 Hockey is for Everyone Month begins
- 2 NHL Regular Season resumes
- 5-6 ECHL Hockey Heritage Weekend (host: Kalamazoo, Mich.)
- 6 16th Annual Scotiabank Hockey Day in Canada (host: Kamloops, B.C.)
- 21 2016 Coors Light NHL Stadium Series™: Chicago Blackhawks vs.
..... Minnesota Wild (TCF Bank Stadium, Minneapolis, Min.)
- 19-21 9th Annual Hockey Weekend Across America presented by CCM
..... (USA Hockey)
- 27 2016 Coors Light NHL Stadium Series™:
..... Detroit Red Wings vs. Colorado Avalanche (Coors Field, Denver, Colo.)
- 29 Trade deadline (3:00 p.m. ET)

MARCH 2016

- 1 Deadline for each national association to announce at least 16 members
..... of its 2016 World Cup of Hockey roster
- 14-16 NHL General Managers' Meeting (Boca Raton, Fla.)

APRIL 2016

- 7-9 NCAA Frozen Four (Amalie Arena, Tampa Bay, Fla.)
- 9 Last day of regular season (all teams in action)
- Week of 11th... NHL Central Scouting Final Rankings release
- 13 Stanley Cup Playoffs begin
- 14-24 IIHF Under-18 World Championship (Grand Forks, N.D.)
- 29-May 15 IIHF World Championship (Moscow and St. Petersburg, Russia)
- TBA NHL Draft Lottery)

MAY 2016

- 19-29 CHL Memorial Cup (Red Deer, Alta.)
- 29-June 4 NHL Scouting Combine (Buffalo, N.Y.)

JUNE 2016

- 20 Last possible day for 2014 Stanley Cup Final
- TBA Deadline for first club-elected salary arbitration (later of June 15 or 48
..... hours after the conclusion of the Stanley Cup Final, 5:00 p.m. ET)
- 26-27 NHL Draft (BB&T Center, Sunrise, Fla.)

JULY 2016

- 1 Deadline for each national association to announce balance of its team's
..... roster (20 skaters and three goalies total) for 2016 World Cup of Hockey
- 18 Last possible day for 2016 Stanley Cup Final
- TBA Deadline for first club-elected salary arbitration (later of June 15 or 48
..... hours after the conclusion of the Stanley Cup Final, 5:00 p.m. ET)
- TBA NHL Awards
- 24-25 NHL Draft (First Niagara Center, Buffalo, N.Y.)

AUGUST 2016

- 6 Deadline for salary arbitration decisions to be rendered



2015-16 DETROIT RED WINGS SCHEDULE



14 Gustav Nyquist

SEPTEMBER

SUN	MON	TUES	WED	THURS	FRI	SAT
20	21	22 CHI 8:30	23 CHI 7:30	24 PIT 7:30	25	26 BOS 7:00
27	28 BOS 7:00	29	30 PIT 7:00			

OCTOBER

SUN	MON	TUES	WED	THURS	FRI	SAT
				1	2 TOR 7:00	3 TOR 7:00
4	5	6	7	8	9 TOR 7:00	10 CAR 7:00
11	12	13 TB 7:30	14	15	16 CAR 7:30	17 MTL 7:00
18	19	20	21 EDM 9:30	22	23 CGY 9:00	24 VAN 10:00
25	26	27 CAR 7:30	28	29	30 OTT 7:30	31 OTT 7:00

NOVEMBER

SUN	MON	TUES	WED	THURS	FRI	SAT
1	2	3 TB 7:30	4	5	6 TOR 7:00	7
8 DAL 3:00	9	10 WSH 7:30	11	12	13 SJ 7:30	14 BOS 7:00
15	16 OTT 7:30	17	18 WSH 8:00	19	20 LA 7:30	21 STL 8:00
22	23	24	25 BOS 7:30	26	27 EDM 7:30	28
29 FLA 2:00	30					

DECEMBER

SUN	MON	TUES	WED	THURS	FRI	SAT
		1 BUF 7:30	2	3 ARI 7:30	4	5 NSH 7:00
6	7	8 WSH 7:30	9	10 MTL 7:30	11 NJ 7:00	12
13	14 BUF 7:30	15	16	17	18 VAN 7:30	19
20 CGY 7:00	21	22 NJ 7:30	23	24	25	26 NSH 8:00
27	28 MIN 8:00	29 WPG 8:00	30	31 PIT 6:00		

ALL DATES AND TIMES SUBJECT TO CHANGE

JANUARY

SUN	MON	TUES	WED	THURS	FRI	SAT
					1	2 BUF 1:00
3	4 NJ 7:00	5	6	7 SJ 10:30	8	9
10 ANA 8:00	11 LA 10:30	12	13	14 ARI 9:00	15	16
17 PHI 7:30	18	19	20 STL 8:00	21	22 BUF 7:00	23 ANA 7:00
24	25 NYI 7:00	26	27	28	29	30
31 HOLIDAY	★ALL STAR BREAK★					

FEBRUARY

SUN	MON	TUES	WED	THURS	FRI	SAT
	1	2	3 TB	4 FLA 7:30	5	6 NYI 3:00
7	8 FLA 7:30	9	10 OTT 7:00	11	12 COL 7:30	13
14 BOS 3:00	15 NYI 1:00	16	17	18 PIT 7:00	19	20 OTT 7:00
21 NYR 7:00	22	23 CBJ 7:30	24	25	26	27 COL 8:00
28	29 DAL 8:30					

MARCH

SUN	MON	TUES	WED	THURS	FRI	SAT
		1	2 CHI 8:00	3	4	5
6 CHI 5:00	7	8 CBJ 7:00	9	10 WPG 7:30	11	12 NYR 3:00
13 TOR 7:30	14	15 PHI 7:30	16	17 CBJ 7:00	18	19 FLA 7:00
20	21	22 TB 7:30	23	24 MTL 7:30	25	26 PIT 2:00
27	28 BUF 7:30	29 MTL 7:30	30	31		

APRIL

SUN	MON	TUES	WED	THURS	FRI	SAT
					1 MIN 7:30	2 TOR 7:00
3	4	5	6 PHI 8:00	7 BOS 7:00	8	9 NYR 12:30

IT'S MORE THAN HOCKEY.
#IMTH

PRESEASON HOME GAME

PRESEASON AWAY GAME

HOME GAME

AWAY GAME

For the most up-to-date broadcast schedule and game information, visit DetroitRedWings.com/GameSchedule or call 313.471.7996.

For more information on the updated Clear Bag Policy at Joe Louis Arena, visit DetroitRedWings.com/ClearBagPolicy.