


# UTEP BASKETBALL



BRINGIN' BACK THE 80'S



2012-13  
MEN'S  
BASKETBALL  
FACTBOOK

8 CONFERENCE  
TITLES

55 HOME  
SELLOUTS

6 NCAA  
TOURNAMENT  
APPEARANCES  
227 WINS

NO. 1  
WINNINGEST TEAM  
IN THE COUNTRY  
DURING THE 80'S



@UTEPAthletics



# [CONTENTS]



## ■ 2012-13 preview

4, notebook ■ 5, roster ■ 6, Conference USA



## ■ meet the miners

8, john bohannon ■ 11, c.j. cooper ■ 13, twymond howard ■ 14, cedrick lang ■ 16, malcolm moore ■ 17, mckenzie moore ■ 18, jalen ragland ■ 20, jacques streeter ■ 23, tyler tafoya ■ 24, konner tucker ■ 25, hooper vint ■ 26, chris washburn ■ 27, julian washburn ■ 30, matt willms



## ■ coaches & staff

32, head coach tim floyd ■ 35, assistant coach phil johnson ■ 36, assistant coach ken deweese ■ 37, assistant coach greg foster ■ 38, director of basketball operations keith wilkinson ■ 39, assistant director of basketball operations j.a. anglin ■ 40, support staff



## ■ 2011-12 season in review

42, statistics ■ 43, results ■ 44, game-by-game ■ 45, individual game-by-game ■ 46, box scores



## ■ history & records

54, scoring ■ 60, field goals ■ 61, three-point field goals ■ 62, free throws ■ 63, rebounds ■ 64, double-doubles ■ 68, assists ■ 69, steals ■ 70, blocks ■ 71, miscellaneous records ■ 72, records by class ■ 74, team records ■ 75, season records ■ 76, overtime/100-point games ■ 77, biggest wins & losses ■ 78, utep in the haskins center ■ 79, haskins center records ■ 80, ncaa tournament teams ■ 83, ncaa tournament box scores ■ 87, nit box scores ■ 89, annual team statistics ■ 92, conference honor roll ■ 93, national honor roll ■ 94, utep in the ap poll ■ 95, utep vs ranked opponents ■ 96, letterwinners ■ 98, jersey numbers ■ 99, statistics by season ■ 106, yearly averages ■ 107, year-by-year record ■ 108, year-by-year scores



## ■ media information

118, media policy ■ 119, tv/radio directory ■ 120, img college ■ 120, radio flagships



# [CONTENTS]

## [ QUICK FACTS ]

Location	El Paso, Texas
Founded	1914
Enrollment	22,640
Nickname	Miners
Colors	Dark Blue, Orange, Silver Accent
Conference	Conference USA
Arena	Don Haskins Center (12,000)
President	Dr. Diana Natalicio
Director of Athletics	Bob Stull
Head Coach	Tim Floyd (Louisiana Tech '77)
Record at UTEP	40-27 (two seasons)
Career Record	368-207 (18 seasons)
Assistant Coaches	Phil Johnson (East Central Oklahoma '81) Ken DeWeese (Mary Hardin-Baylor '04) Greg Foster (UTEP '11) Keith Wilkinson (USC '09)
Director of Basketball Operations	J.A. Anglin (LSU Shreveport '10)
Asst. Director of Basketball Operations	15-17 (7-9 C-USA/t8th)
2011-12 Record	None
2012 Postseason	6/4
Lettermen R/L	3/2
Starters R/L	1,277-959
All-Time Record	17 (last in 2010)
NCAA Tournament Appearances	1 (1966)
NCAA Titles	10 (last in 2011)
NIT Appearances	2 (last in 2009)
CBI Appearances	

## [ MEDIA RELATIONS ]

Media Relations Fax	(915) 747-5444
Press Box Phone	(915) 747-5154
Sr. Assoc. AD for Communications & University Relations	Jeff Darby
▪ Men's Basketball, Secondary FB Contact, Men's & Women's Golf	
Office	(915) 747-6652
Cell	(915) 204-0642
Email	jdarby@utep.edu
Director for Media Relations	Angela Olivas
▪ Primary Football Contact, Publications	
Office	(915) 747-6451
Cell	(915) 588-7335
Email	acolivas@utep.edu
Associate Director for MR	Mark Brunner
▪ Women's Basketball, Women's Soccer, Rifle	
Office	(915) 747-5722
Cell	(915) 472-6038
Email	mbrunner@utep.edu
Assistant Director for MR	Denise Mata
▪ Volleyball, Cross Country, Track & Field	
Office	(915) 747-6653
Cell	(915) 820-2458
Email	mdmata@utep.edu
Assistant Director for MR	TBA
▪ Softball, Tennis	
Office	(915) 747-7447
UTEP Athletics Websites	
www.utepathletics.com	
www.minerstrong.com	


## [ UTEP ATHLETICS MISSION STATEMENT ]

The University of Texas at El Paso is committed to providing a nationally-competitive athletics program as an integral component of the educational mission of the university. Athletic programs sponsored shall be in compliance with the highest recognized standards of the institution and its athletics governing bodies. Intercollegiate Athletics will operate in harmony with the university's stated mission and be committed to the intellectual, cultural, physical and social development of student-athletes. In particular, the Intercollegiate Athletics program shall serve as an educational opportunity for student-athletes and as a focal point to bring the student body, faculty and community together. Intercollegiate Athletics will actively support diversity in participation in all athletic programs and operations.

- media relations mailing address  
Brumbelow Bldg., Room 126  
201 Glory Road  
El Paso, Texas 79902

## [ SOCIAL MEDIA ]

- utep athletics  
 @UTEPAthletics  
 @UTEPAthletics  
 @UTEPAthletics  
 @UTEPAthletics

- utep basketball  
 @UTEPBasketball.OfficialPage

- university  
 @UTEPMiners  
 @UTEPNews



▪ www.utepathletics.com



▪ www.minerstrong.com

## [ CREDITS ]

The 2012-13 UTEP Men's Basketball Factbook is a copyright publication of the UTEP Athletics Media Relations Office.

Managing Editor	Jeff Darby
Layout and Design	Jeff Darby
Cover Design	Joe Centeno
Official UTEP Photographers	Michael Reese & Ivan Pierre Aguirre

Additional Photography Provided by: Christ Chavez, Brian Kanof, Jay Metzger, Ray Navarro, Lewis Woodyard, El Paso Times, NBA Photos, NCAA Photos, University Communications, UTEP Library Special Collections

Copy current as of Nov. 1, 2012.





**[PREVIEW]**





# [NOTEBOOK]

- UTEP returns three starters and six letterwinners from the 2011-12 team that posted 15 wins in a rebuilding year and beat the top three teams in Conference USA (Memphis, Southern Miss, Tulsa).
- UTEP also defeated Auburn, Clemson and NCAA Tournament participant New Mexico State during the 2011-12 campaign.
- The Miners return their scoring (John Bohannon), rebounding (Bohannon) and assist (Jacques Streeter) leaders from last season.
- Streeter enters his final college season needing 72 points for 1,000, 71 assists for 500 and 16 steals for 100.
- Forward/guard Julian Washburn also returns after earning a spot on the Conference USA All-Freshman Team a year ago.
- Washburn scored 348 points, the fifth-most by a UTEP freshman.
- Washburn was a four-time Conference USA Freshman of the Week in his initial collegiate campaign.
- UTEP will be getting back two big men who missed the 2011-12 season due to injury in freshman Hooper Vint and senior Malcolm Moore.
- UTEP's recruiting class was regarded as one of the nation's best and features two players regarded as national top-100 signees (Twymond Howard & Chris Washburn), a 7-1 center (Matt Willms) and a 6-6 point guard (McKenzie Moore).
- Another newcomer is guard Konner Tucker, who will play his final year of college ball as a graduate student after transferring from Sam Houston State. Tucker averaged a team-leading 12.0 points last season for the Bearkats.
- UTEP's 2012-13 schedule is the most difficult in school history. Including the Conference USA Tournament, the Miners could play as many as 17 games versus teams that ranked in the top-80 of the RPI (Ratings Percentage Index) a year ago.
- UTEP will host UNLV, Oregon, New Mexico State, Nebraska and Oral Roberts in non-conference action. The Miners will play at Arizona and Colorado State, and participate in the Old Spice Classic in Orlando over Thanksgiving. UTEP's opening round matchup in the Old Spice Classic is Oklahoma and the Miners will take on either Clemson or Gonzaga on the second day.
- A year after entering the season with eight freshmen, UTEP is still young. The Miners are the 12th-most inexperienced squad in the country with 14 players averaging 1.21 years of collegiate playing time. However, UTEP is only the fifth-most inexperienced squad in Conference USA behind Rice (nine players/0.89 average years), Tulsa (13 players/0.92), SMU (11 players/1.00) and UCF (12 players/1.08).
- UTEP was recently recognized as having one of the nation's top-50 college basketball programs over the last 50 years. The Miners checked in at no. 46 in the analysis conducted by ESPN's Stats and Information Group. According to the scoring system, UTEP had the ninth-best program in the country during the 1960s and the 25th-best during the 1980s. UTEP has made 29 postseason tournament appearances over the last 50 years, winning a combined 14 conference regular season and tournament titles. UTEP remains the only Division I school in the state of Texas to win a men's basketball national championship. Texas Western College stunned heavily favored Kentucky, 72-65, to claim the famed 1966 crown.

## 2012-13 SCHEDULE

Date	Day	Opponent	Time
<b>Oct. 27</b>	<b>Sat.</b>	<b>Orange &amp; White Scrimmage</b>	<b>7 pm</b>
<b>Nov. 3</b>	<b>Sat.</b>	<b>SE Okla. St. (Exhibition)</b>	<b>7 pm</b>
<b>Nov. 9</b>	<b>Fri.</b>	<b>Oral Roberts</b>	<b>7 pm</b>
Nov. 15	Thurs.	at Arizona	8 pm
Nov. 22	Thurs.	vs. Oklahoma^	5 pm
Nov. 23	Fri.	vs. Clemson/Gonzaga^	TBA
Nov. 25	Sun.	vs. Davidson/Marist/Vanderbilt/West Virginia^	TBA
<b>Nov. 28</b>	<b>Wed.</b>	<b>NM State</b>	<b>7 pm</b>
<b>Dec. 8</b>	<b>Sat.</b>	<b>Idaho</b>	<b>7 pm</b>
<b>Dec. 17</b>	<b>Mon.</b>	<b>UNLV</b>	<b>6 pm</b>
<b>Dec. 19</b>	<b>Wed.</b>	<b>Oregon</b>	<b>6 pm</b>
<b>Dec. 22</b>	<b>Sat.</b>	<b>Arkansas-Pine Bluff+</b>	<b>7 pm</b>
<b>Dec. 23</b>	<b>Sun.</b>	<b>Central Mich./Nebraska+</b>	<b>TBA</b>
<b>Dec. 28</b>	<b>Fri.</b>	<b>Cameron (Exhibition)</b>	<b>8 pm</b>
Jan. 5	Sat.	at Colorado State	8 pm
Jan. 9	Wed.	at Tulane*	6 pm
<b>Jan. 12</b>	<b>Sat.</b>	<b>Marshall*</b>	<b>7 pm</b>
<b>Jan. 14</b>	<b>Mon.</b>	<b>Houston Baptist</b>	<b>7 pm</b>
Jan. 16	Wed.	at Tulsa*	6 pm
<b>Jan. 19</b>	<b>Sat.</b>	<b>SMU*</b>	<b>2 pm</b>
Jan. 26	Sat.	at East Carolina*	3 pm
Jan. 30	Wed.	at UAB*	6 pm
<b>Feb. 2</b>	<b>Sat.</b>	<b>Tulane*</b>	<b>7 pm</b>
<b>Feb. 6</b>	<b>Wed.</b>	<b>Rice*</b>	<b>7 pm</b>
<b>Feb. 9</b>	<b>Sat.</b>	<b>Tulsa*</b>	<b>7 pm</b>
Feb. 13	Wed.	at Houston*	6 pm
<b>Feb. 16</b>	<b>Sat.</b>	<b>UCF*</b>	<b>7 pm</b>
Feb. 20	Wed.	at Southern Miss*	6 pm
Feb. 23	Sat.	at NM State	7 pm
<b>Feb. 27</b>	<b>Wed.</b>	<b>Houston*</b>	<b>7 pm</b>
March 2	Sat.	at Rice*	6 pm
<b>March 5</b>	<b>Tues.</b>	<b>Memphis*</b>	<b>7 pm</b>
March 9	Sat.	at SMU*	1 pm
March 13-16	Wed.-Sat.	at Conference USA Tournament#	TBA

Home games in bold

^ Old Spice Classic (Orlando, Fla.)

+ WestStar Bank Don Haskins Sun Bowl Invitational (El Paso, Texas)

\* Conference USA game

# Tulsa, Okla.

All times Mountain

All dates subject to change



# [2012-13 ROSTERS]

## ALPHABETICAL

21	John Bohannon	C	6-10	210	JR-2L	Lancaster, Texas (Lancaster)
5	C.J. Cooper	G	6-0	170	SO-1L	La Verne, Calif. (Lutheran)
33	Twymond Howard	F/G	6-6	210	FR-HS	Pearl, Miss. (Pearl)
31	Cedrick Lang	F	6-9	225	SO-1L	Sioux Falls, S.D. (O'Gorman)
44	Malcolm Moore	F	6-7	220	SR-0L	Iowa City, Iowa (Iowa City/Tyler [Texas] JC)
13	McKenzie Moore	G	6-6	190	SO-TR	Pleasant Hill, Calif. (College Park/City College of San Francisco)
2	Jalen Ragland	F/G	6-6	175	SO-1L	Chillicothe, Ohio (Chillicothe)
11	Jacques Streeter	G	6-0	175	SR-1L	Los Angeles, Calif. (Fremont/Cal State Fullerton)
24	Tyler Tafoya	G	6-3	160	SR-0L	El Paso, Texas (El Paso)
25	Konner Tucker	G	6-4	185	GS-TR	Fort Worth, Texas (Paschal/Sam Houston State)
23	Hooper Vint	C	6-10	220	FR-RS	Van Buren, Ark. (Van Buren)
32	Chris Washburn	F	6-8	240	FR-HS	Grand Prairie, Texas (South Grand Prairie)
4	Julian Washburn	F/G	6-7	205	SO-1L	Duncanville, Texas (Duncanville)
41	Matt Willms	C	7-1	210	FR-HS	Leamington, Ontario, Canada (Findlay Prep)

## NUMERICAL

2	Jalen Ragland	F/G	6-6	175	SO-1L	Chillicothe, Ohio (Chillicothe)
4	Julian Washburn	F/G	6-7	205	SO-1L	Duncanville, Texas (Duncanville)
5	C.J. Cooper	G	6-0	170	SO-1L	La Verne, Calif. (Lutheran)
11	Jacques Streeter	G	6-0	175	SR-1L	Los Angeles, Calif. (Fremont/Cal State Fullerton)
13	McKenzie Moore	G	6-6	190	SO-TR	Pleasant Hill, Calif. (College Park/City College of San Francisco)
21	John Bohannon	C	6-10	210	JR-2L	Lancaster, Texas (Lancaster)
23	Hooper Vint	C	6-10	220	FR-RS	Van Buren, Ark. (Van Buren)
24	Tyler Tafoya	G	6-3	160	SR-0L	El Paso, Texas (El Paso)
25	Konner Tucker	G	6-4	185	GS-TR	Fort Worth, Texas (Paschal/Sam Houston State)
31	Cedrick Lang	F	6-9	225	SO-1L	Sioux Falls, S.D. (O'Gorman)
32	Chris Washburn	F	6-8	240	FR-HS	Grand Prairie, Texas (South Grand Prairie)
33	Twymond Howard	F/G	6-6	210	FR-HS	Pearl, Miss. (Pearl)
41	Matt Willms	C	7-1	210	FR-HS	Leamington, Ontario, Canada (Findlay Prep)
44	Malcolm Moore	F	6-7	220	SR-0L	Iowa City, Iowa (Iowa City/Tyler [Texas] JC)

Head Coach: Tim Floyd (Louisiana Tech '77)

Assistant Coaches: Phil Johnson (East Central Oklahoma '81), Ken DeWeese (Mary Hardin-Baylor '04), Greg Foster (UTEP '11)

Director of Basketball Operations: Keith Wilkinson (USC '09)

Assistant Director of Basketball Operations: J.A. Anglin (LSU Shreveport '11)





From its beginning in 1994, Conference USA's dedication to excellence has been the league's guiding principle and remains a common thread today and for a promising future. As we enter the 2012-13 season, C-USA is home to 12 nationally prominent, tradition-rich members in East Carolina, Houston, Marshall, Memphis, Rice, SMU, Southern Miss, Tulane, Tulsa, UAB, UCF and UTEP. This combination enhances men's and women's programs that are immersed in athletic success and academic prowess. Together, we are committed to excellence, integrity and leadership in athletics, academics and in our communities.

These C-USA institutions all sponsor Division I-A football, along with several other men's and women's athletic programs that compete regularly for NCAA Championships. C-USA sponsors competition in 20 sports - nine for men (baseball, basketball, cross country, football, golf, soccer, tennis and indoor and outdoor track and field) and 11 for women (basketball, cross country, golf, rowing, softball, soccer, swimming and diving, tennis, indoor and outdoor track and field and volleyball).

The league sponsors numerous academic awards, including the Commissioner's Honor Roll and the Commissioner's Academic Medal, indicative of outstanding achievement in the classroom.

C-USA annually awards 12 postgraduate scholarships, along with the Sport Academic Award, Scholar Athletes of the Year and the Institutional Academic Excellence Award. Conference USA also added a Spirit of Service Award, recognizing student-athletes three times a year for a combination of significant community service efforts, good academic standing and participation in their elected sport.

#### ■ SUCCESS ON THE PLAYING FIELD

Conference USA performers have achieved great success in competition, placing the league among the top conferences in the nation.

#### ■ MEN'S BASKETBALL

- 10 Final Four Appearances, one National Championship game appearance and one National Championship
- 2002 NIT Champions (Memphis) and 2001 NIT Champions (Tulsa)
- Five C-USA teams earned postseason bids in 2012, with Memphis and Southern Miss both receiving NCAA berths.

#### ■ SUCCESS OFF THE FIELD

C-USA institutions are among the nation's best in academic performance among student-athletes, bolstered by the fact that student-athletes at league schools have a higher graduation rate than the general student population. Among C-USA's 5,000 student-athletes, there are champions off the playing field as well. In 17 years, 169 student-athletes earned national Capital One Academic All-America honors, while 588 were named All-District. In addition, more than 22,000 student-athletes have been named to the Commissioner's Honor Roll or received the Commissioner's Academic Medal, indicative of outstanding achievement in the classroom.

#### ■ C-USA ON TV

C-USA enjoys significant television exposure through partnerships with FOX Sports Media Group, CBS Sports Network and ESPN. The multi-tiered selection process that is rooted in partnering with all three networks has substantially increased the number of national and regional appearances for football, men's and women's basketball, and all other conference sports.

#### ■ C-USA DIGITAL NETWORK

The C-USA Digital Network officially launched in August of 2011. Network programming includes live streaming of non-televised events, video on demand, a weekly C-USA studio show, podcasting, regular-season and championship event highlights and conference-produced feature stories. In its first year, 1,164 events were streamed live and 8,126 videos were posted and available on the C-USA Digital Network, and that number just keeps growing. Monthly and yearly subscriptions offer fans access to events offered on all 12 of the C-USA member institution's athletic websites as well as C-USA network programming.

#### ■ C-USA IN THE COMMUNITY

The conference's footprint is concentrated with 12 members in nine states and a combined area population of nearly 17 million. More than 1.1 million living alumni represent C-USA schools across the nation. With a renewed commitment to community involvement, the conference has begun development of several initiatives to maintain strong ties in C-USA cities, as well as with fans and alumni across the country. C-USA schools also place a priority on giving back to their communities through volunteer service with local and national organizations.

#### ■ GOVERNANCE

Conference USA has significant representation in the NCAA governance structure. The Presidents of the member institutions serve as the league's Board of Directors.

#### ■ A PROUD HISTORY

Conference USA was formed in 1995 and quickly emerged as one of the nation's top conferences. The conference unveiled its name, logo and commissioner April 24, 1995 in Chicago. The league's charter members included Charlotte, Cincinnati, DePaul, Houston, Louisville, Marquette, Memphis, Saint Louis, Southern Miss, Tulane, UAB and USF. Eleven of the institutions began athletic participation in 1995, while Houston joined competition in the fall of 1996.

The league's headquarters were established in Chicago and after nine years, relocated to the current office in Irving, Texas. Britton Banowsky was named Commissioner in October 2002, succeeding Mike Slive, the league's first commissioner.

C-USA added East Carolina (September, 1996) and the United States Military Academy (March, 1997) as football members. ECU began league competition in 1997; Army in 1998 and UAB began football play in 1999. The league added TCU and ECU (1999) for all sports and they began competition in 2001. USF started C-USA football in 2003. After celebrating its 10th Anniversary during the 2004-05 season, Conference USA began a new chapter in 2005-06 when its current membership came together.

#### ■ A PROMISING FUTURE

With more conference realignment taking the stage during the 2011-12 season, C-USA held onto its strong foundation, identity and a history that reflects the league's national presence. Conference USA will welcome six new institutions in 2013, including the return of charter member Charlotte along with FIU, Louisiana Tech, North Texas, Old Dominion and UTSA. These six members will join with East Carolina, Marshall, Rice, Southern Miss, Tulane, Tulsa, UAB and UTEP. In addition to the outstanding competition and strong athletic achievements these schools bring, the C-USA footprint will grow by nearly 20 percent. Additionally, the geography of these members allows for a divisional scheduling model that will be beneficial to the student-athletes, fan-friendly and cost effective.

These 14 extraordinary institutions and 17 years of remarkable history have reinforced the league's position in collegiate athletics, setting the course for the next decade and beyond.








# [MEET THE MINERS]



■ meet the Miners



# [JOHN BOHANNON]



JUNIOR CENTER  
#21 | 6-10 | 220  
LANCASTER, TEXAS  
(LANCASTER HS)

## 2011-12 (SOPHOMORE)

Averaged 11.5 points and 7.3 rebounds, shooting 58.5 percent from the floor and 73.1 percent from the line ... ranked first on the team in scoring, rebounding and blocked shots (0.9 avg.) ... tied for the team lead in free throws made (79) and ranked second in free throw attempts (108) ... had five double-doubles, with four coming versus Conference USA opponents ... played in 31 games with 20 starts ... scored in double figures in 17 of the last 22 games (294 points, 13.4 ppg) ... led UTEP in rebounding in 15 of the last 22 contests (177 rebounds, 8.0 rpg) ... led UTEP in scoring (13.3 ppg) and rebounding (8.3 rpg) in C-USA games with a .651 field goal percentage ... ranked third in C-USA in field goal percentage, sixth in defensive rebounds (5.5 avg.), eighth in rebounding, 14th in blocked shots, 15th in free throw percentage and 19th in scoring ... for conference games only, rated second in field goal percentage & defensive rebounds (6.8 avg.), fourth in rebounding, tied for ninth in blocks and 14th in scoring ... led the Miners in scoring (12 points) and tied for the team lead in rebounds (five) in the opener against UTSA ... played 23 minutes and added two assists and a steal ... blocked two shots in 13 reserve minutes versus UC Riverside ... contributed 11 points on perfect shooting (5-for-5 FGs) at NM State with four boards and two assists ... pulled down five rebounds and blocked a couple of shots in 22 minutes against Stephen F. Austin ... came a rebound shy of his third career double-double with 13 points and nine boards at Oregon ... connected on 6-of-9 shots versus the Ducks ... collected double-digit rebounds (10)





against Southern while adding eight points, two assists, one block and one steal in 23 minutes ...chipped in with 10 points (4-for-5 FGs, 2-for-2 FTs), five boards, three assists and a steal versus McNeese State ... had a big second half against Kansas State with all 10 of his points (3-for-3 FGs, 4-for-4 FTs) and four of his six rebounds coming in the final 20 minutes ... 20 points versus Auburn ... made 6-of-9 shots and 8-of-9 free throws while adding nine rebounds, three assists and two steals against the Tigers ... averaged 11.7 ppg and 7.0 rpg in the Diamond Head Classic with a .611 (11-for-18) field goal percentage and .867 (13-for-15) free throw percentage ... came within three assists of a triple-double versus Arkansas-Pine Bluff with 14 points, 10 rebounds and seven assists ... scored all 11 of his points in the first half at Marshall while also collecting six rebounds ... registered his fourth career double-double against Houston with 14 points and 11 rebounds (all defensive) while adding three assists, two blocks and a steal ... perfect both from the field (7-for-7) and the line (6-for-6) versus SMU with 20 points and eight rebounds ... became the first player in school history to shoot both 100 percent from the field and the line with a minimum seven field goal attempts and six free throw attempts ... supplied 17 points and 14 boards against East Carolina ... recorded a near double-double at Tulane with 13 points and eight rebounds ... had another big night at Houston with 17 points and 13 boards in a career-high 38 minutes ... blocked five shots, most by a UTEP player in over three years, at Rice while picking up another double-double with 18 points and 12 rebounds ... career-high 22 points (10-of-14 FGs) with eight rebounds and four blocks versus UAB ... came off the bench against Tulsa with 16 points in 24 minutes ... scored all five of his points in overtime versus Tulane, including the game-winning three-point play with 14 seconds remaining, while adding 10 boards against the Green Wave ... collected nine rebounds at Memphis ... hit 5-of-6 shots and 4-of-4 free throws in a 14-point, seven-rebound game versus Southern Miss ... 16 points on 7-of-9 shooting at UCF ... went 5-for-5 from the line, part of a 13-point, nine-rebound night against Rice ... averaged 15.5 ppg and 7.0 rpg and in two Conference USA Tournament games ... registered 16 points/five rebounds/two blocks versus Houston, and 15 points/nine rebounds at Memphis.

## 2010-11 (FRESHMAN)

Played in 33 of 35 games and averaged 5.2 points and 18.4 minutes ... led the team in blocked shots (1.0 avg.) and ranked third in rebounding (4.6 avg.) ... ranked 10th in C-USA in blocks ... had the second-most offensive rebounds (45) on the team ... shot 51.9 percent from the floor ... made 10 starts ... one of only five UTEP freshmen -- and one of two since 1980 -- to post multiple double-doubles in a season ... contributed nine points and six rebounds in 17 minutes against Mercer ... started for the first time versus Western Carolina and provided three points, five rebounds, three assists, three blocks and two steals in 26 minutes ... broke his nose against NM State and was limited to nine minutes ... provided six points and six boards versus Georgia Tech ... scored in double figures for the first time at the college level against Michigan (10 points/seven rebounds/three blocks) ... appointed the C-USA Freshman of the Week after registering his first career double-double (12 points/12 rebounds) versus Arkansas-Pine Bluff ... made 5-of-7 shots against the Golden Lions ... pulled down five boards in a reserve role versus Louisiana-Monroe ... contributed nine points and six rebounds in 20 minutes against Texas Tech ... supplied six rebounds, two blocks and a steal in 31 minutes versus Stephen F. Austin ... netted nine points and two blocks at BYU ... established season-highs for points (20), rebounds (14) and assists (four) against Western New Mexico ... averaged 12.0 rpg in the Bank of the West Don Haskins Sun Bowl Invitational, including 10 versus Air Force ... was on the floor for a season-high 33 minutes at UAB ... scored nine of his 11 points in the second half, including several key buckets down the stretch in the Miners' 69-65 win over Tulane at the Haskins Center ... picked up six points, three rebounds and two blocks against Houston ... snared eight rebounds versus UCF ... connected on all six of his field goal attempts against Memphis, scoring 11 of his 15 points in the second half ... blocked a couple of shots at SMU ... scored seven points versus Marshall and six against Memphis in the C-USA Tournament ... blocked three shots versus the Tigers to tie his personal best.

## PRIOR TO UTEP

Class 4A All-State choice as a senior at Lancaster High School just outside of Dallas ... also tabbed first team All-Area and All-District 15-4A after averaging 17 points and 15 rebounds ... led Lancaster High to a 36-3 record and a berth in the state championship game ... collected 12 points and 23 rebounds in the Tigers' state final loss to Houston Yates, the no. 1 team in the nation by Rivals.com ... had a triple-double with 12 points, 15 rebounds and 10 blocks in Lancaster's 64-56 overtime victory over Lake Travis in the state semifinals ... rated the no. 19 player in the state of Texas for the Class of 2010 by Mike Kunstadt's TexasHoops.com ... also pegged a three-star recruit by Rivals.com and the no. 29 center in the country by ESPN analysts ... averaged 12 points and eight rebounds as a junior, garnering All-District recognition for a 28-5 squad that fell one win short of qualifying for the state tournament ... was also a part of three straight undefeated, district title teams ... averaged six points and eight rebounds as a sophomore for a 24-6 club that ended the regular season ranked first in the area ... played for the Showtime Summer League Team that won the Great American Shootout in Denton, Texas during the summer of 2009 ... selected the District Freshman and Sophomore of the Year during the 2006-07 and 2007-08 seasons, respectively.

## PERSONAL

Full name is John M. Bohannon ... nicknames are "Bo Gotti" and "Bobo" ... his mother, Gay Bohannon, is a teacher ... born 10/29/91 (Houston, Texas) ... Multidisciplinary Studies major.



### [ CAREER STATISTICS ]

SEASON	G-GS	MIN	AVG	FG-FGA	PCT	3FG-3FGA	PCT	FT-FTA	PCT	O-D-R	AVG.	PF-FO	A	TO	BLK	STL	PTS	AVG
2010-11	33-10	606	18.4	69-133	.519	0-2	.000	34-69	.493	45-106-151	4.6	76-3	25	45	32	14	172	5.2
2011-12	31-20	822	26.5	138-236	.585	0-4	.000	79-108	.731	53-172-225	7.3	99-7	52	79	28	19	355	11.5
Totals	64-30	1,428	22.3	207-369	.561	0-6	.000	113-177	.638	98-278-376	5.9	175-10	77	124	60	33	527	8.2



**[ 2011-12 GAME-BY-GAME ]**

Date	Opponent	FG	Pct.	3FG	Pct.	FT	Pct.	O-D-R	PF	A	TO	B	S	PTS	MIN
N11	UT San Antonio^	4-7	.571	0-0	.000	4-7	.571	4-1-5	2	2	3	0	1	12	23
N13	UC Riverside	0-2	.000	0-0	.000	0-0	.000	0-3-3	4	0	3	2	0	0	13
N19	at NM State^	5-5	1.000	0-0	.000	1-2	.500	1-3-4	5	2	2	0	0	11	24
N26	Stephen F. Austin^	1-6	.167	0-0	.000	0-0	.000	0-5-5	2	2	0	2	0	2	22
N29	at Oregon^	6-9	.667	0-0	.000	1-2	.500	5-4-9	4	1	1	2	2	13	24
D11	NM State							-DNP-							
D14	at UNLV^	0-2	.000	0-0	.000	0-0	.000	0-1-1	4	0	2	0	0	0	15
D17	Southern	2-8	.250	0-1	.000	4-4	1.000	2-8-10	1	2	0	1	1	8	23
D19	McNeese State^	4-5	.800	0-0	.000	2-2	1.000	1-4-5	5	3	4	0	1	10	22
D22	vs. Clemson%	2-6	.333	0-1	.000	1-2	.500	1-5-6	2	0	3	1	0	5	25
D23	vs. Kansas State%	3-3	1.000	0-0	.000	4-4	1.000	2-4-6	5	1	2	0	0	10	14
D25	vs. Auburn%^	6-9	.667	0-0	.000	8-9	.889	5-4-9	1	3	1	0	2	20	32
D28	Colorado State#^	2-5	.400	0-1	.000	2-4	.500	0-5-5	3	0	3	0	1	6	27
D29	Arkansas-Pine Bluff#^	5-10	.500	0-0	.000	4-6	.667	4-6-10	1	7	1	0	0	14	29
J4	at Marshall^	5-11	.455	0-0	.000	1-1	1.000	1-5-6	4	2	2	0	1	11	28
J7	Houston#^	6-10	.600	0-0	.000	2-5	.400	0-11-11	3	3	5	2	1	14	28
J11	at Tulsa#^	3-3	1.000	0-0	.000	0-0	.000	0-4-4	2	1	1	0	0	6	16
J14	SMU*	7-7	1.000	0-0	.000	6-6	1.000	0-8-8	4	1	0	0	0	20	32
J18	East Carolina#^	7-9	.778	0-0	.000	3-5	.600	2-12-14	0	3	3	1	1	17	34
J21	at Tulane#^	6-9	.667	0-0	.000	1-3	.333	2-6-8	5	3	5	0	1	13	28
J28	at Houston#^	6-9	.667	0-1	.000	5-8	.625	2-11-13	2	2	4	1	0	17	38
F1	at Rice#^	6-10	.600	0-0	.000	6-7	.857	3-9-12	5	1	5	5	1	18	34
F4	UAB#^	10-14	.714	0-0	.000	2-2	1.000	3-5-8	2	0	3	4	0	22	36
F8	Tulsa*	5-8	.625	0-0	.000	6-9	.667	0-4-4	4	1	0	2	1	16	24
F11	Tulane*	2-6	.333	0-0	.000	1-2	.500	1-9-10	2	1	5	1	1	5	32
F18	at Memphis*	3-6	.500	0-0	.000	1-2	.500	1-8-9	5	2	0	0	1	7	26
F22	Southern Miss*	5-6	.833	0-0	.000	4-4	1.000	2-5-7	5	1	3	1	1	14	30
F25	at UCF*	7-9	.778	0-0	.000	2-4	.500	2-3-5	3	4	5	1	0	16	30
F29	Rice*	4-9	.444	0-0	.000	5-5	1.000	3-6-9	4	0	1	0	1	13	25
M3	at SMU#^	2-3	.667	0-0	.000	0-0	.000	2-3-5	2	1	3	0	0	4	15
M7	vs. Houston+^	7-16	.438	0-0	.000	2-2	1.000	2-3-5	4	2	4	2	1	16	36
M8	at Memphis+^	7-14	.500	0-0	.000	1-1	1.000	2-7-9	4	1	5	0	0	15	37

^ denotes starter | \* Conference USA game | % Hawaiian Airlines Diamond Head Classic (Honolulu, Hawaii) | # Bank of the West Don Haskins Sun Bowl Invitational | + C-USA Championship (Memphis, Tenn.)

**[ CAREER BESTS ]**

**Field Goals**

10, UAB (2-4-12)

**Field Goal Attempts**

16, vs. Houston (3-7-12)

**Three-Point Field Goals**

N/A

**Three-Point Field Goal Attempts**

1, four times, last at Houston (1-28-12)

**Free Throws**

8, Auburn (12-25-11)

**Free Throw Attempts**

9, two times, last Tulsa (2-8-12)

**Rebounds**

14, two times, last East Carolina (1-18-12)

**Assists**

7, Arkansas-Pine Bluff (12-29-11)

**Blocks**

5, at Rice (2-1-12)

**Steals**

2, five times, last Auburn (12-25-11)

**Points**

22, UAB (2-4-12)

**Minutes Played**

38, at Houston (1-28-12)

**Miscellaneous Stats**

Games with double figure points

26

Games with double figure rebounds


10

Double-doubles

7

Games playing 30+ minutes


13





■ meet the Miners

# [C.J. COOPER]




SOPHOMORE GUARD  
#5 | 6-0 | 170  
LA VERNE, CALIF.  
(LUTHERAN HS)

## 2011-12 (FRESHMAN)

Averaged 3.2 points, 1.3 assists and 15.1 minutes in 27 games off the bench ... shot 83.3 percent (15-for-18) from the line ... assist/turnover ratio was 1.84 (35-19) ... turned the ball over seven times in 217 minutes in C-USA play with 17 assists ... buried a couple of three pointers in scoring six points in his college debut against UTSA ... was on the floor for 15 minutes versus the Roadrunners and dished out two assists with no turnovers ... compiled four points, two boards, an assist and a steal against UC Riverside ... collected six points, two rebounds, four assists and no turnovers in 23 minutes versus Southern ... played 22 minutes against Clemson and scored 11 points (4-for-7 FGs, 3-for-6 3FGs), all in the second half ... put up seven points in nine minutes versus Auburn ... in three Diamond Head Classic games, averaged 7.0 ppg with a .538 (7-for-13) field goal percentage, .556 (5-for-9) three-point field goal percentage and 1.000 (2-for-2) free throw percentage ... contributed 11 points (4-for-8 FGs, 3-for-6 3FGs) and three assists in 21 minutes against Colorado State ... played 26 minutes with three assists and no turnovers versus Houston ... collected three assists in only 10 minutes at Tulsa .. was on the floor for 27 minutes, a personal best, against SMU ... after being held scoreless in four of his previous six games, produced seven points in 20 minutes at Houston ... broke out of a 10-game shooting slump against Southern Miss by scoring a season-high 16 points, including 10 in the second half and six in overtime ... made 5-of-9 shots, 2-of-4 three-pointers and 4-of-4 free throws in 25 minutes versus the Golden Eagles ... played 21 minutes at UCF and hit another three pointer ... tied his season-high by pulling down four rebounds in a C-USA Tournament win over Houston.

## PRIOR TO UTEP

Appointed the 2010 CIF Division 5 Player of the Year and a three-time selection to the Cal High Sports All-State Team ... four-time All-San Gabriel Valley honoree and four-time Arrowhead League MVP at Lutheran High School ... member of back-to-back CIF State Division 3 championship teams (2010 & 2011) with a composite mark of 54-12 over two years ... averaged 14 points, 5.7 assists, 2.1 rebounds and 2.1 steals as a senior ... collected 15.6 ppg and 6.1 apg as a junior ... sophomore averages were 16.4 points and 6.8 assists and freshman totals were 18.8 ppg and 3.3 apg ... helped Lutheran HS to a 29-1 record as a freshman, including the



CIF Southern Section and Division 5AA championship ... shot 81 percent from the line for his career, including 89 percent (42-for-47) as a senior ... coached by his uncle, Eric Cooper, as a prep.

## PERSONAL

Full name is Carl Duran Cooper II ... parents are Carl Sr. and Cherise Cooper ... has one sister ... father played basketball at Cal State Northridge ... uncle Eric played at Arizona and later coached in the WNBA with the Phoenix Mercury ... born 2/10/93 (Fontana, Calif.) ... undeclared major.

## [ CAREER STATISTICS ]

SEASON	G-GS	MIN	AVG	FG-FGA	PCT	3FG-3FGA	PCT	FT-FTA	PCT	O-D-R	AVG.	PF-FO	A	TO	BLK	STL	PTS	AVG
2011-12	27-0	409	15.1	27-89	.303	17-59	.288	15-18	.833	1-29-30	1.1	19-0	35	19	0	6	86	3.2
Totals	27-0	409	15.1	27-89	.303	17-59	.288	15-18	.833	1-29-30	1.1	19-0	35	19	0	6	86	3.2



**[ 2011-12 GAME-BY-GAME ]**

Date	Opponent	FG	Pct.	3FG	Pct.	FT	Pct.	O-D-R	PF	A	TO	B	S	PTS	MIN
N11	UT San Antonio	2-5	.400	2-5	.400	0-0	.000	0-1-1	0	2	0	0	0	6	15
N13	UC Riverside	1-3	.333	0-2	.000	2-2	1.000	0-2-2	1	1	2	0	1	4	15
N19	at NM State	0-2	.000	0-0	.000	1-2	.500	0-0-0	1	1	3	0	0	1	15
N26	Stephen F. Austin	0-0	.000	0-0	.000	0-0	.000	0-0-0	0	0	0	0	0	0	4
N29	at Oregon	0-0	.000	0-0	.000	0-0	.000	0-0-0	0	0	0	0	0	0	0+
D11	NM State							-DNP-							
D14	at UNLV							-DNP-							
D17	Southern	2-6	.333	2-6	.333	0-0	.000	0-2-2	1	4	0	0	0	6	23
D19	McNeese State	0-0	.000	0-0	.000	2-2	1.000	0-0-0	0	1	1	0	0	2	4
D22	vs. Clemson%	4-7	.571	3-6	.500	0-0	.000	0-1-1	1	2	0	0	0	11	22
D23	vs. Kansas State%	1-2	.500	1-1	1.000	0-0	.000	0-0-0	0	1	2	0	0	3	17
D25	vs. Auburn%	2-4	.500	1-2	.500	2-2	1.000	0-0-0	1	1	0	0	0	7	9
D28	Colorado State#	4-8	.500	3-6	.500	0-0	.000	0-2-2	2	3	1	0	1	11	21
D29	Arkansas-Pine Bluff#	0-4	.000	0-4	.000	0-0	.000	0-4-4	1	0	1	0	0	0	16
J4	at Marshall*	0-4	.000	0-2	.000	0-0	.000	0-0-0	0	2	1	0	0	0	16
J7	Houston*	1-3	.333	0-1	.000	0-0	.000	0-3-3	0	3	0	0	1	2	26
J11	at Tulsa*	0-0	.000	0-0	.000	0-0	.000	0-1-1	2	3	1	0	0	0	10
J14	SMU*	0-3	.000	0-2	.000	1-2	.500	1-1-2	0	2	1	0	1	1	27
J18	East Carolina*							-DNP-							
J21	at Tulane*	0-3	.000	0-2	.000	0-0	.000	0-0-0	2	1	0	0	0	0	6
J28	at Houston*	2-6	.333	1-3	.333	2-2	1.000	0-0-0	1	0	1	0	1	7	20
F1	at Rice*	0-2	.000	0-1	.000	0-0	.000	0-0-0	1	0	1	0	0	0	11
F4	UAB*	0-1	.000	0-0	.000	0-0	.000	0-2-2	0	0	0	0	0	0	8
F8	Tulsa*							-DNP-							
F11	Tulane*	0-2	.000	0-1	.000	0-0	.000	0-1-1	0	1	0	0	0	0	12
F18	at Memphis*							-DNP-							
F22	Southern Miss*	5-9	.556	2-4	.500	4-4	1.000	0-1-1	2	1	0	0	1	16	25
F25	at UCF*	1-2	.500	1-2	.500	0-0	.000	0-1-1	2	1	1	0	0	3	21
F29	Rice*	0-4	.000	0-3	.000	0-0	.000	0-0-0	0	1	0	0	0	0	11
M3	at SMU*	1-5	.200	1-5	.200	0-0	.000	0-3-3	0	2	1	0	0	3	24
M7	vs. Houston+	0-3	.000	0-1	.000	1-2	.500	0-4-4	1	0	0	0	0	1	19
M8	at Memphis+	1-1	1.000	0-0	.000	0-0	.000	0-0-0	0	2	2	0	0	2	12

^ denotes starter | \* Conference USA game | % Hawaiian Airlines Diamond Head Classic (Honolulu, Hawaii) | # Bank of the West Don Haskins Sun Bowl Invitational | + C-USA Championship (Memphis, Tenn.)

**[ CAREER BESTS ]**

**Field Goals**

5, Southern Miss (2-22-12)

**Field Goal Attempts**

9, Southern Miss (2-22-12)

**Three-Point Field Goals**

3, two times, last Colorado State (12-28-11)

**Three-Point Field Goal Attempts**

6, three times, last Colorado State (12-28-11)

**Free Throws**

4, Southern Miss (2-22-12)

**Free Throw Attempts**

4, Southern Miss (2-22-12)

**Rebounds**

4, two times, last vs. Houston (3-7-12)

**Assists**

4, Southern (12-17-11)

**Blocks**

N/A

**Steals**

1, six times, last Southern Miss (2-22-12)

**Points**


16, Southern Miss (2-22-12)

**Minutes Played**

27, SMU (1-14-12)


**Miscellaneous Stats**

Games with double figure points	3
Games with double figure rebounds	0
Double-doubles	0
Games playing 30+ minutes	0





# [TWYMOND HOWARD]



FRESHMAN FORWARD/GUARD

#33 | 6-6 | 210

PEARL, MISS.

(PEARL HS)

## **PRIOR TO UTEP**

A 2012 Parade All-American ... led Pearl High School to a 27-4 record during the 2012-13 season, averaging 25 points, 12 rebounds, three assists, two blocks and 1.5 steals ... shot 56 percent from the field, 38 percent from three-point range and 72 percent from the line ... scored his season-high 39 points against Clinton High School and pulled down 19 rebounds versus Canton ... first team All-State and All-Metro, as well as a finalist for Mississippi Mr. Basketball and Gatorade Player of the Year ... named to the Clarion Ledger "Dandy Dozen" as one of the top 12 players in the state of Mississippi entering his

senior year ... had junior averages of 23 points, 12 rebounds, 3.0 assists, 1.3 blocks and 1.5 steals, meriting second team All-State recognition ... had a .580 field goal percentage, .390 three-point field goal percentage and .670 free throw percentage ... rated a four-star recruit, the no. 14 small forward in the country and the no. 69 player nationally by Rivals.com ... regarded as a four-star prospect by Scout.com, as well as the no. 20 small forward nationally ... also a standout receiver on the Pearl football team.


## **PERSONAL**

Full name is Twymond D. Howard ... first name is pronounced Tymon ... parents are Twymond Davis and Lapranda Jenkins ... has three brothers ... 9/25/92 (Pearl, Miss.) ... undeclared major.



■ meet the Miners

# [CEDRICK LANG]



SOPHOMORE FORWARD  
#31 | 6-9 | 225  
SIOUX FALLS, S.D.  
(O'GORMAN HS)

## 2011-12 (FRESHMAN)

Played with a stress fracture in his foot for the last 14 games, limiting his practice time ... started 16 games as a freshman ... UTEP was 10-6 when he started (5-2 in C-USA play) with wins in nine of his last 12 starting assignments ... averaged 6.3 points ... third on the team in blocks (0.5 avg.) and rebounding (4.8 avg.) ... had a .611 field goal percentage ... pulled down a game-high nine boards against UC Riverside ... scored in double figures for the first time as a Miner at NM State with eight of his 10 points coming in the second half ... was 4-for-4 from the field and 2-for-2 from the line versus the Aggies with six rebounds and a block in only 16 minutes ... blocked four shots to go with seven points and four rebounds against Stephen F. Austin ... was on the floor for 30+ minutes for the first time in his college career versus the Lumberjacks ... picked up his second double-figure scoring game against McNeese State with 12 points (4-for-5 FGs, 4-for-5 FTs) along with a game-high six rebounds ... led the Miners with seven rebounds versus Clemson ... scored 12 points against Kansas State ... contributed 10 points and six rebounds versus Auburn ... averaged 9.0 ppg and 5.7 rpg in the Diamond Head Classic with a .667 (10-for-15) field goal percentage that tied for tops among participating players ... named Conference USA Freshman of the Week on Dec. 26 after scoring in double figures in three of four games for the week ... recipient of the Don Haskins Award at the Bank of the West Don Haskins Sun Bowl Invitational ... tied the school record for single-game field goal percentage by hitting all nine of his shots against Arkansas-Pine Bluff ... posted a season-high 22 points versus the Golden Lions ... contributed six points and five rebounds off the bench at Tulsa ... scored all five of his points and added a steal in a decisive 9-0 run in the second half against East Carolina ... secured seven rebounds in only 14 minutes versus the Pirates ... played 25 minutes off the bench at Houston and logged six points and four rebounds ... his only basket at Rice came on an offensive rebound with seven seconds left that tied the game at 75 ... returned to the starting lineup against Tulsa and produced five points, six rebounds, an assist and a steal in 24 minutes ... scored six points and secured eight rebounds in 28 minutes versus Tulane ... tallied six points at Memphis, including two free throws with 1:19 to play that gave the Miners their first lead in an eventual 60-58 victory ... snared six rebounds in 27 minutes against Southern Miss ... pulled down six rebounds in a C-USA Tournament opening round win over Houston ... contributed eight points and six boards in the C-USA Tourney quarterfinals at Memphis.



## PRIOR TO UTEP

Garnered All-State and All-District honors as a senior while averaging a double-double (12 points and 10 rebounds) ... nominated for Gatorade and McDonald's Player of the Year ... led O'Gorman High School to consecutive state titles ... averaged 7.5 ppg and 5.4 rpg as a junior en route to honorable mention All-State accolades ... missed his sophomore season with a foot injury ... versatile athlete also played baseball and football during his prep years.


## PERSONAL

Full name is Cedrick John Lang ... parents are Rick and Kay Lang ... has one brother and one sister ... born 5/12/92 (Sioux Falls, S.D.) ... undeclared major.

### [ CAREER STATISTICS ]

SEASON	G-GS	MIN	AVG	FG-FGA	PCT	3FG-3FGA	PCT	FT-FTA	PCT	O-D-R	AVG.	PF-FO	A	TO	BLK	STL	PTS	AVG
2011-12	32-16	711	22.2	77-126	.611	0-0	.000	46-82	.561	56-98-154	4.8	96-3	20	42	16	11	200	6.3
Totals	32-16	711	22.2	77-126	.611	0-0	.000	46-82	.561	56-98-154	4.8	96-3	20	42	16	11	200	6.3





**[ 2011-12 GAME-BY-GAME ]**

Date	Opponent	FG	Pct.	3FG	Pct.	FT	Pct.	O-D-R	PF	A	TO	B	S	PTS	MIN
N11	UT San Antonio^	3-5	.600	0-0	.000	1-2	.500	1-4-5	1	0	0	0	0	7	25
N13	UC Riverside^	0-2	.000	0-0	.000	2-4	.500	2-7-9	2	1	3	1	0	2	28
N19	at NM State^	4-4	1.000	0-0	.000	2-2	1.000	4-2-6	4	0	0	1	0	10	16
N26	Stephen F. Austin^	3-7	.429	0-0	.000	1-2	.500	2-2-4	3	0	0	4	1	7	31
N29	at Oregon	3-4	.750	0-0	.000	1-3	.333	1-4-5	5	0	3	0	0	7	26
D11	NM State^	2-3	.667	0-0	.000	0-1	.000	0-3-3	4	0	0	1	0	4	18
D14	at UNLV	1-1	1.000	0-0	.000	0-0	.000	0-3-3	4	1	1	0	0	2	26
D17	Southern^	2-4	.500	0-0	.000	3-4	.750	1-1-2	3	3	2	2	1	7	26
D19	McNeese State	4-5	.800	0-0	.000	4-5	.800	3-3-6	2	1	1	0	0	12	26
D22	vs. Clemson%^	2-3	.667	0-0	.000	1-1	1.000	2-5-7	4	1	3	0	1	5	33
D23	vs. Kansas State%^	3-5	.600	0-0	.000	6-9	.667	0-4-4	4	0	1	1	0	12	27
D25	vs. Auburn%	5-7	.714	0-0	.000	0-1	.000	1-5-6	3	1	2	1	0	10	26
D28	Colorado State#	1-2	.500	0-0	.000	3-4	.750	3-1-4	2	0	3	0	1	5	15
D29	Arkansas-Pine Bluff#^	9-9	1.000	0-0	.000	4-6	.667	3-2-5	2	0	0	0	0	22	22
J4	at Marshall*	3-3	1.000	0-0	.000	0-1	.000	1-1-2	5	0	1	0	0	6	18
J7	Houston*	2-6	.333	0-0	.000	2-6	.333	3-4-7	0	2	1	1	0	6	22
J11	at Tulsa*	3-5	.600	0-0	.000	0-0	.000	2-3-5	4	1	1	0	0	6	28
J14	SMU*^	3-6	.500	0-0	.000	0-0	.000	0-2-2	2	0	0	0	0	6	13
J18	East Carolina*	2-2	1.000	0-0	.000	1-1	1.000	2-5-7	3	1	1	0	1	5	14
J21	at Tulane*	2-4	.500	0-0	.000	3-4	.750	2-3-5	2	1	2	1	0	7	21
J28	at Houston*	3-5	.600	0-0	.000	0-0	.000	3-1-4	5	0	2	0	1	6	25
F1	at Rice*	1-5	.200	0-0	.000	0-0	.000	2-2-4	3	1	0	1	0	2	12
F4	UAB*	0-2	.000	0-0	.000	0-0	.000	1-1-2	1	0	1	0	1	0	10
F8	Tulsa*^	2-2	1.000	0-0	.000	1-2	.500	2-4-6	4	1	4	0	1	5	24
F11	Tulane*^	2-4	.500	0-0	.000	2-7	.286	3-5-8	3	0	2	1	1	6	28
F18	at Memphis*^	2-4	.500	0-0	.000	2-2	1.000	1-1-2	4	2	1	0	0	6	18
F22	Southern Miss*^	2-3	.667	0-0	.000	0-0	.000	2-4-6	2	1	1	0	1	4	27
F25	at UCF*^	1-2	.500	0-0	.000	0-0	.000	0-4-4	3	0	0	0	0	2	21
F29	Rice*^	2-3	.667	0-0	.000	1-1	1.000	1-3-4	4	0	0	0	0	5	18
M3	at SMU*	1-2	.500	0-0	.000	2-4	.500	3-2-5	3	1	2	1	0	4	23
M7	vs. Houston+	1-2	.500	0-0	.000	2-2	1.000	1-5-6	1	1	1	0	0	4	20
M8	at Memphis+	3-5	.600	0-0	.000	2-8	.250	4-2-6	4	0	3	0	1	8	24

^ denotes starter | \* Conference USA game | % Hawaiian Airlines Diamond Head Classic (Honolulu, Hawaii) | # Bank of the West Don Haskins Sun Bowl Invitational | + C-USA Championship (Memphis, Tenn.)

**[ CAREER BESTS ]**

**Field Goals**

9, Arkansas-Pine Bluff (12-29-11)

**Field Goal Attempts**

9, Arkansas-Pine Bluff (12-29-11)

**Three-Point Field Goals**

N/A

**Three-Point Field Goal Attempts**

N/A

**Free Throws**

6, Kansas State (12-23-11)

**Free Throw Attempts**

9, Kansas State (12-23-11)

**Rebounds**

9, UC Riverside (11-13-11)

**Assists**

3, Southern (12-17-11)

**Blocks**

4, Stephen F. Austin (11-26-11)

**Steals**

1, 11 times, last at Memphis (3-8-12)

**Points**

22, Arkansas-Pine Bluff (12-29-11)

**Minutes Played**

33, Clemson (12-22-11)

**Miscellaneous Stats**

Games with double figure points

5

Games with double figure rebounds


0

Double-doubles


0

Games playing 30+ minutes

2



# [MALCOLM MOORE]




SENIOR FORWARD  
 #44 | 6-7 | 220  
 IOWA CITY, IOWA  
 (IOWA CITY HS/TYLER JC)

## 2011-12 (JUNIOR)

Played in the first seven games before suffering a torn ACL in practice on Dec. 16 ... shot 50 percent from the field while averaging 4.4 points and 3.0 rebounds ... scored eight points on 4-of-5 shooting with four rebounds in a reserve role against UTSA ... joined the starting lineup versus UC Riverside and recorded two points, six boards, an assist and a block in 24 minutes ... chipped in with five points, three rebounds and two blocks before fouling out at NM State ... made his second start of the season at Oregon and scored nine points ... scored six points off the bench against NM State ... secured four rebounds and a block in 10 minutes at UNLV.

## PRIOR TO UTEP

Played for two seasons (2009-11) at Tyler [Texas] Junior College ... two-time All-Region 14 choice ... appointed a third team NJCAA All-American following a sophomore campaign where he averaged 16.3 points and 7.5 rebounds ... shot 63.8 percent from the floor ... averaged 15.6 points, 5.8 rebounds and 1.2 blocks during the 2009-10 campaign while leading the conference in field goal percentage (.627) ... attended Iowa City [Iowa] High School, averaging 21 points and 11 rebounds as a prep senior ... collected 15.5 ppg his junior year for a state championship team ... four-time All-State, All-District and All-Conference pick during his prep career.



## PERSONAL

Full name is Malcolm Moore ... parents are Tony and Jeanette Moore ... has one brother and one sister ... born 8/3/90 (Des Moines, Iowa) ... Multidisciplinary Studies major.


### [ CAREER STATISTICS ]

SEASON	G-GS	MIN	AVG	FG-FGA	PCT	3FG-3FGA	PCT	FT-FTA	PCT	O-D-R	AVG.	PF-FO	A	TO	BLK	STL	PTS	AVG
2011-12	7-2	115	16.4	12-24	.500	2-2	1.000	5-8	.625	9-12-21	3.0	20-2	3	5	4	0	31	4.4
Totals	7-2	115	16.4	12-24	.500	2-2	1.000	5-8	.625	9-12-21	3.0	20-2	3	5	4	0	31	4.4



■ meet the Miners

# [MCKENZIE MOORE]



SOPHOMORE GUARD  
#13 | 6-6 | 190  
PLEASANT HILL, CALIF.  
(COLLEGE PARK/CITY COLLEGE  
OF SAN FRANCISCO)


## PRIOR TO UTEP

Enrolled at UTEP for the spring 2012 semester ... will be eligible to play for the Miners in mid-December ... initially verbally committed to Saint Mary's before re-opening his recruiting following a standout prep campaign at College Park High School in Pleasant Hill, Calif. ... as a senior at College Park HS


averaged 18 points, six rebounds and 11 assists en route to being tabbed MVP of the Diablo Valley Athletic League ... led College Park High to a 22-3 record ... earned MVP honors at three tournaments including the Jim Stephenson Invitational, where he put up 37 points, 11 rebounds and 14 assists in a title game win over Hogan HS ... recorded double-digit assists in 22 of 25 games.

## PERSONAL

Full name is McKenzie Moore ... mother is Dorothy Smack ... born 5/11/92 (Santa Rosa, Calif.) ... undeclared major.



# [JALEN RAGLAND]



SOPHOMORE FORWARD/GUARD

#2 | 6-6 | 175

CHILLICOTHE, OHIO

(CHILLICOTHE HS)

## 2011-12 (FRESHMAN)

Collected 2.2 ppg in 10.4 minutes per contest ... appeared in 19 games with three starts ... made all four of his free throw attempts ... played nine minutes off the bench versus UTSA ... was on the floor for 11 minutes in a starting assignment against UC Riverside and collected one steal ... had his breakthrough offensive performance at NM State with seven points in seven minutes ... played 20 minutes versus Stephen F. Austin ... contributed eight points, three boards and two assists in 19 minutes against Southern ... also dished out two assists versus McNeese State ... was on the floor for a season-high 25 minutes against Arkansas-Pine Bluff with five points and three assists ... made his second start of the season in relief of the injured Michael Perez versus Houston and contributed two points, two rebounds and two assists in 13 minutes ... made his only shot attempt and pulled down a rebound in two minutes

against East Carolina ... scored two points in two minutes versus UAB ... notched his third steal of the season at Memphis ... hit a three point shot -- his first in Conference USA play -- and started against Rice ... played 17 minutes at SMU and buried a couple of three pointers while adding a rebound and a block.

## PRIOR TO UTEP

Listed as a three-star recruit by Rivals.com ... garnered first team All-State honors as a senior ... also appointed the District and Conference Player of the Year after averaging 20.4 points, six rebounds and two assists ... third team All-State, first team All-District and All-League as a junior, averaging 13.5 points, six rebounds and two assists ... collected 6.5 ppg and 2.0 rpg as a sophomore for a 26-2 squad that captured the Division II state championship ... honor roll student.

## PERSONAL


Full name is Jalen Myles Ragland ... parents are Steve and Kimberly Ragland ... has one sister ... cousin, Mark Bayless, played basketball at Ohio State ... born 5/24/93 (Columbus, Ohio) ... undeclared major.



### [ CAREER STATISTICS ]

SEASON	G-GS	MIN	AVG	FG-FGA	PCT	3FG-3FGA	PCT	FT-FTA	PCT	O-D-R	AVG.	PF-FO	A	TO	BLK	STL	PTS	AVG
2011-12	19-3	198	10.4	15-64	.234	8-40	.200	4-4	1.000	1-8-9	0.5	7-0	11	9	1	3	42	2.2
Totals	19-3	198	10.4	15-64	.234	8-40	.200	4-4	1.000	1-8-9	0.5	7-0	11	9	1	3	42	2.2





**[ 2011-12 GAME-BY-GAME ]**

Date	Opponent	FG	Pct.	3FG	Pct.	FT	Pct.	O-D-R	PF	A	TO	B	S	PTS	MIN
N11	UT San Antonio	0-2	.000	0-2	.000	0-0	.000	0-0-0	0	0	0	0	0	0	9
N13	UC Riverside^	0-5	.000	0-3	.000	0-0	.000	0-0-0	0	0	1	0	1	0	11
N19	at NM State	2-5	.400	1-2	.500	2-2	1.000	1-0-1	0	0	0	0	0	7	7
N26	Stephen F. Austin	1-6	.167	1-4	.250	0-0	.000	0-0-0	0	0	2	0	0	3	20
N29	at Oregon							-DNP-							
D11	NM State	0-5	.000	0-2	.000	2-2	1.000	0-0-0	0	0	0	0	0	2	9
D14	at UNLV							-DNP-							
D17	Southern	3-9	.333	2-5	.400	0-0	.000	0-3-3	1	2	0	0	0	8	19
D19	McNeese State	1-3	.333	0-1	.000	0-0	.000	0-0-0	1	2	1	0	0	2	17
D22	vs. Clemson%	0-0	.000	0-0	.000	0-0	.000	0-0-0	1	0	0	0	0	0	5
D23	vs. Kansas State%							-DNP-							
D25	vs. Auburn%							-DNP-							
D28	Colorado State#	0-1	.000	0-0	.000	0-0	.000	0-0-0	1	0	1	0	0	0	2
D29	Arkansas-Pine Bluff#	2-6	.333	1-4	.250	0-0	.000	0-0-0	1	3	0	0	0	5	25
J4	at Marshall*	0-3	.000	0-1	.000	0-0	.000	0-0-0	0	1	0	0	1	0	12
J7	Houston*^	1-2	.500	0-1	.000	0-0	.000	0-2-2	0	2	2	0	0	2	13
J11	at Tulsa*							-DNP-							
J14	SMU*	0-1	.000	0-1	.000	0-0	.000	0-0-0	0	0	0	0	0	0	3
J18	East Carolina*	1-1	1.000	0-0	.000	0-0	.000	0-1-1	0	0	1	0	0	2	2
J21	at Tulane*							-DNP-							
J28	at Houston*							-DNP-							
F1	at Rice*							-DNP-							
F4	UAB*	1-2	.500	0-1	.000	0-0	.000	0-0-0	0	0	0	0	0	2	10
F8	Tulsa*							-DNP-							
F11	Tulane*							-DNP-							
F18	at Memphis*	0-2	.000	0-2	.000	0-0	.000	0-0-0	1	1	0	0	1	0	7
F22	Southern Miss*							-DNP-							
F25	at UCF*							-DNP-							
F29	Rice*^	1-2	.500	1-2	.500	0-0	.000	0-1-1	1	0	0	0	0	3	8
M3	at SMU*	2-7	.286	2-7	.286	0-0	.000	0-1-1	0	0	1	1	0	6	17
M7	vs. Houston+							-DNP-							
M8	at Memphis+							-DNP-							

^ denotes starter | \* Conference USA game | % Hawaiian Airlines Diamond Head Classic (Honolulu, Hawaii) | # Bank of the West Don Haskins Sun Bowl Invitational | + C-USA Championship (Memphis, Tenn.)

**[ CAREER BESTS ]**

**Field Goals**

3, Southern (12-17-11)

**Field Goal Attempts**

9, Southern (12-17-11)

**Three-Point Field Goals**

2, two times, last at SMU (3-3-12)

**Three-Point Field Goal Attempts**

7, at SMU (3-3-12)

**Free Throws**

2, two times, last NM State (12-11-11)

**Free Throw Attempts**

2, two times, last NM State (12-11-11)

**Rebounds**

3, Southern (12-17-11)

**Assists**

3, Arkansas-Pine Bluff (12-29-11)

**Blocks**

1, at SMU (3-3-12)

**Steals**

1, three times, last at Memphis (2-18-12)

**Points**


8, Southern (12-17-11)

**Minutes Played**


25, Arkansas-Pine Bluff (12-29-11)

**Miscellaneous Stats**

Games with double figure points	0
Games with double figure rebounds	0
Double-doubles	0
Games playing 30+ minutes	0



# [JACQUES STREETER]



SENIOR GUARD  
#11 | 6-0 | 175  
LOS ANGELES, CALIF.  
(FREMONT HS/CAL STATE FULLERTON)

## CAREER NOTES

Has recorded 100 assists in all three collegiate seasons (142 in 2008-09 & 147 in 2009-10 at Cal State Fullerton, 140 at UTEP in 2011-12) ... has dished out 429 assists and collected 84 steals in his college career while scoring 928 points.

## 2011-12 (JUNIOR)

First on the squad in assists (4.4 avg.) and second in minutes (33.2 avg.) ... made 26-of-58 three point attempts (.448) and 70-of-94 free throws (.745) en route to averaging 7.2 points per game ... was 24-for-29 from the line (.828) over the last 12 games ... assist/turnover ratio was 2.22 (140-63) ... first in C-USA in assist/turnover ratio, third in assists and 11th in free throw percentage ... second in assist/turnover ratio (2.4) and third in assists (4.6 avg.) for league games only ... ranked 40th nationally in assist/turnover ratio ... had six games with no turnovers ... returned to the court following a year's hiatus against UTSA and collected 11 points, two rebounds, five assists, six turnovers and a steal in a starting assignment ... buried 3-of-4 three pointers en route to a 12-point, four-assist, no turnover performance versus UC Riverside ... scored six points with five assists at NM State ... had another error-free night against Stephen F. Austin in 30 minutes ... registered six assists in round two of the I-10 rivalry series versus NM State ... played 33 minutes at UNLV with seven points, four rebounds, four assists and one turnover ... four assists and no giveaways in 18 minutes against Southern ... eight points (2-for-3 FGs, 3-for-4 FTs), three assists and two steals versus McNeese State ... scored 11 of his 15 points in the second half against Kansas State ... made 8-of-10 free throws versus the Wildcats ... tallied 12 points (4-for-6 FGs, 3-for-4 3FGs) against Auburn ... averaged 11.3 ppg in the Diamond Head Classic, shooting 45.5 percent (5-for-11) from beyond the arc and 78.6 percent (11-for-14) from the foul line ... tied for the team lead in minutes (110, 36.7 avg.) in Honolulu ... did not commit a turnover in 37 minutes versus Colorado State ... hit 4-of-5 shots



in totaling eight points, five rebounds and four assists against Arkansas-Pine Bluff ... produced 12 points, six assists and two steals at Marshall ... picked up his fifth turnover-free game of the season versus Houston ... scored nine points at Tulsa ... tallied all seven of his points in the second half at Tulane while adding five rebounds ... was on the floor for 42 minutes, tying team-high honors, in an 81-76 overtime loss at Houston ... added another six assists to his resume at Rice ... 2-for-2 from three-point land in a six-point, five-assist outing against UAB ... came off the bench for the first time in 22 games versus Tulsa and had no turnovers in 21 minutes ... scored seven of his nine points in the second half against Tulane ... also had a big second half at Memphis with 12 of his 14 points coming in the final 20 minutes ... was 4-for-4 from the field, 2-for-2 from



outside and 2-for-2 from the line after the break versus the Tigers ... scored in double figures in consecutive games for the third time this season by putting 10 points on the board versus Southern Miss ... played a game-high 47 minutes against the Golden Eagles and logged a near triple-double with nine rebounds and eight assists ... led a team in rebounding for the second time in his college career versus Southern Miss ... went the distance once again at UCF, playing all 40 minutes and scoring nine points (all in the second half) with seven assists ... duplicated his season best with eight assists and two steals against Rice ... scored eight of his 11 points at the line while adding five rebounds in the C-USA Tournament quarterfinals at Memphis.

## 2010-11

Sat out the season per NCAA transfer rules.


## PRIOR TO UTEP

Started all 63 games at Cal State Fullerton over the course of the 2008-09 and 2009-10 seasons ... averaged 11.1 points, 3.4 rebounds, 4.6 assists and 1.0 steals collectively with a .400 (225-for-562) field goal percentage, .348 (97-for-279) three-point field goal percentage and .719 (151-for-210) free

throw percentage ... posted an assist/turnover ratio of 2.19 (289-132) ... scored in double figures 35 times for the Titans with twelve 20-point games and four games with 10 or more assists ... scored his career-high 27 points at Northridge during the 2008-09 season and dished out his personal best 12 dimes versus Hope International earlier that year ... earned honorable mention All-Big West Conference honors during the 2009-10 season and was appointed to the All-Freshman Team in the 2008-09 campaign ... led the BWC in assist/turnover ratio (2.0) and minutes (34.9 avg.) and was second in assists (4.7 avg.) as a sophomore ... also paced the league in assist/turnover ratio as a freshman (2.4) while finishing second in assists (4.4 avg.) and fifth in three-point percentage (.421) and minutes (32.5 avg.) ... rated 25th in the nation in assist/turnover ratio his freshman year ... as a sophomore (2009-10 season), led the team in assists (4.7 avg.) and ranked second in scoring (11.8 ppg) while also averaging 3.0 rebounds and 0.8 steals ... as a freshman (2008-09 season), topped the club with 4.4 assists per game while also collecting 10.4 ppg (second on the squad), 3.8 boards and 1.1 steals ... averaged 11 points, 3.6 rebounds and 4.7 assists at Findlay Prep School in Henderson, Nev. during the 2007-08 season ... shot 44 percent from the floor, 37 percent from outside and 82 percent from the charity stripe ... helped the Pilots to a 32-1 record with a 75-73 loss to Hargrave in the national title game ... scored a team-high 19 points in a semifinal win over defending champion Notre Dame Prep ... three-year varsity letterman for Fremont High School in Los Angeles ... garnered first team All-City honors as a senior and second team All-City as a junior ... averaged 15 points, seven assists, four rebounds and three steals ... played in the City vs. CIF All-Star Game.

## PERSONAL

Full name is Jacques Jermaine Streeter ... parents are Jerry and Marilyn Streeter ... has two brothers and one sister ... cousin is track and field standout Marion Jones ... born 4/11/89 (Little Rock, Ark.) ... Multidisciplinary Studies major.



### [ CAREER STATISTICS ]

SEASON	G-GS	MIN	AVG	FG-FGA	PCT	3FG-3FGA	PCT	FT-FTA	PCT	O-D-R	AVG.	PF-FO	A	TO	BLK	STL	PTS	AVG
2008-09*	32-32	1040	32.5	110-253	.435	48-114	.421	64-84	.762	26-95-121	3.8	55-1	142	60	2	35	332	10.4
2009-10*	31-31	1081	34.9	115-309	.372	49-165	.297	87-126	.690	17-77-94	3.0	63-3	147	72	2	26	366	11.8
2011-12	32-29	1063	33.2	67-172	.390	26-58	.448	70-94	.745	15-84-99	3.1	62-2	140	63	1	23	230	7.2
Totals	95-92	3184	33.5	292-734	.398	123-337	.365	221-304	.727	58-256-314	3.3	180-6	429	195	5	84	928	9.8

\* Statistics at Cal State Fullerton



**[ 2011-12 GAME-BY-GAME ]**

Date	Opponent	FG	Pct.	3FG	Pct.	FT	Pct.	O-D-R	PF	A	TO	B	S	PTS	MIN
N11	UT San Antonio <sup>^</sup>	3-6	.500	3-5	.600	2-2	1.000	0-2-2	0	5	6	0	1	11	30
N13	UC Riverside	3-6	.500	3-4	.750	3-4	.750	1-2-3	1	4	0	0	0	12	30
N19	at NM State <sup>^</sup>	1-8	.125	1-2	.500	3-4	.750	0-2-2	0	5	2	0	0	6	31
N26	Stephen F. Austin <sup>^</sup>	1-3	.333	0-1	.000	3-4	.750	0-2-2	1	3	0	0	1	5	30
N29	at Oregon <sup>^</sup>	2-5	.400	0-0	.000	0-2	.000	1-2-3	2	4	4	0	0	4	30
D11	NM State <sup>^</sup>	0-2	.000	0-0	.000	5-8	.625	0-4-4	3	6	5	0	0	5	31
D14	at UNLV <sup>^</sup>	2-6	.333	0-1	.000	3-4	.750	1-3-4	4	4	1	0	1	7	33
D17	Southern <sup>^</sup>	0-1	.000	0-1	.000	0-0	.000	1-2-3	1	4	0	1	1	0	18
D19	McNeese State <sup>^</sup>	2-3	.667	1-1	1.000	3-4	.750	0-1-1	1	3	2	0	2	8	29
D22	vs. Clemson <sup>%</sup>	2-4	.500	1-2	.500	2-2	1.000	0-1-1	2	7	3	0	1	7	34
D23	vs. Kansas State <sup>%</sup>	3-11	.273	1-5	.200	8-10	.800	1-1-2	2	6	2	0	1	15	38
D25	vs. Auburn <sup>%</sup>	4-6	.667	3-4	.750	1-2	.500	0-3-3	5	5	3	0	1	12	38
D28	Colorado State <sup>^</sup>	0-2	.000	0-1	.000	2-4	.500	0-1-1	0	4	0	0	1	2	37
D29	Arkansas-Pine Bluff <sup>#</sup>	4-5	.800	0-0	.000	0-0	.000	0-5-5	1	4	1	0	1	8	33
J4	at Marshall <sup>^</sup>	4-8	.500	0-1	.000	4-4	1.000	0-2-2	2	6	4	0	2	12	30
J7	Houston <sup>^</sup>	1-3	.333	0-0	.000	1-2	.500	0-3-3	4	3	0	0	0	3	30
J11	at Tulsa <sup>^</sup>	4-11	.364	1-2	.500	0-0	.000	1-2-3	0	4	2	0	1	9	31
J14	SMU <sup>^</sup>	1-4	.250	1-2	.500	1-2	.500	1-2-3	2	5	1	0	0	4	36
J18	East Carolina <sup>^</sup>	1-7	.143	0-1	.000	3-4	.750	0-3-3	3	6	3	0	0	5	37
J21	at Tulane <sup>^</sup>	2-4	.500	1-2	.500	2-3	.667	0-5-5	5	3	1	0	1	7	37
J28	at Houston <sup>^</sup>	2-7	.286	0-1	.000	2-2	1.000	1-2-3	2	4	1	0	0	6	42
F1	at Rice <sup>^</sup>	1-2	.500	0-0	.000	0-0	.000	1-3-4	3	6	3	0	2	2	34
F4	UAB <sup>^</sup>	2-6	.333	2-2	1.000	0-0	.000	0-1-1	0	5	2	0	1	6	31
F8	Tulsa <sup>*</sup>	2-3	.667	0-0	.000	3-3	1.000	1-3-4	1	1	0	0	0	7	21
F11	Tulane <sup>*</sup>	2-4	.500	1-2	.500	4-5	.800	1-3-4	4	5	1	0	1	9	37
F18	at Memphis <sup>^</sup>	4-5	.800	2-2	1.000	4-4	1.000	0-3-3	1	1	2	0	1	14	40
F22	Southern Miss <sup>^</sup>	4-9	.444	0-3	.000	2-2	1.000	2-7-9	0	8	4	0	0	10	47
F25	at UCF <sup>^</sup>	4-7	.571	1-2	.500	0-0	.000	0-2-2	1	7	2	0	0	9	40
F29	Rice <sup>^</sup>	2-12	.167	2-7	.286	1-2	.500	0-4-4	1	8	2	0	2	7	38
M3	at SMU <sup>^</sup>	1-3	.333	1-1	1.000	0-0	.000	0-2-2	2	1	2	0	1	3	22
M7	vs. Houston <sup>+</sup>	2-4	.500	0-0	.000	0-1	.000	1-2-3	4	2	1	0	0	4	34
M8	at Memphis <sup>+</sup>	1-5	.200	1-3	.333	8-10	.800	1-4-5	4	1	3	0	0	11	34

<sup>^</sup> denotes starter | \* Conference USA game | % Hawaiian Airlines Diamond Head Classic (Honolulu, Hawaii) | # Bank of the West Don Haskins Sun Bowl Invitational | + C-USA Championship (Memphis, Tenn.)

**[ CAREER BESTS ]**

**Field Goals**

4, seven times, last at UCF (2-25-12)

**Field Goal Attempts**

12, Rice (2-29-12)

**Three-Point Field Goals**

3, three times, last Auburn (12-25-11)

**Three-Point Field Goal Attempts**

7, Rice (2-29-12)

**Free Throws**

8, two times, last at Memphis (3-8-12)

**Free Throw Attempts**

10, two times, last at Memphis (3-8-12)

**Rebounds**

9, Southern Miss (2-22-12)

**Assists**

8, two times, last Rice (2-29-12)

**Blocks**

1, Southern (12-17-11)

**Steals**

2, four times, last Rice (2-29-12)

**Points**

15, Kansas State (12-23-11)

**Minutes Played**

47, Southern Miss (2-22-12)

**Miscellaneous Stats**


Games with double figure points	8
Games with double figure rebounds	0
Double-doubles	0
Games playing 30+ minutes	28





■ meet the Miners

# [TYLER TAFOYA]



SENIOR GUARD  
#41 | 6-3 | 160  
EL PASO, TEXAS  
(EL PASO HS)

## 2011-12 (JUNIOR)

Played in three games, registering one rebound and one steal ... started the final home game of the season against Rice.

## 2010-11 (SOPHOMORE)

Tallied two points and two rebounds in three games.

## 2009-10 (FRESHMAN)


Played a total of 13 minutes in eight games.

## PRIOR TO UTEP

Played small forward and shooting guard at El Paso High School ... averaged six points in 21 games as a senior ... coached by Mark Reynolds at El Paso High ... also a member of the golf team ... A/B honor roll student ... involved with the student council and DECA.


## PERSONAL

Full name is Tyler Scott Tafoya ... parents are Tony and Shirely Tafoya ... father played college baseball at Centenary and was in the Texas Rangers organization ... has three brothers including older brother Aaron, who is a former manager with the UTEP basketball team ... born 4/22/91 (El Paso, Texas) ... Communication major.



■ meet the Miners

# [KONNER TUCKER]



GRADUATE STUDENT GUARD  
 #25 | 6-4 | 185  
 FORT WORTH, TEXAS  
 (PASCHAL HS/SAM HOUSTON STATE)

## PRIOR TO UTEP

Leading scorer at Sam Houston State during the 2011-12 season, averaging 12.0 points per game ... shot 37 percent from the field, 33 percent from three-point range and 72 percent from the line for a team that finished 13-19 ... also collected 3.3 rebounds, 1.0 assists and 0.7 steals per outing ... ranked fourth in the Southland Conference in three pointers made per game (2.2) and eighth in minutes (31.8 avg.) ... scored in double figures 23 times in 32 games for the Bearkats, including his career-best 25 points versus Northern Arizona (12/20/11). He made 6-of-10 three-point shots in that game ... redshirted the 2010-11 season at SHSU after transferring from Wake Forest ... appeared in six games for the Demon Deacons during the 2009-10 season, tallying 13 points and four rebounds over 31 minutes ... spent the 2008-09 season at Lon Morris College, contributing 16.2 ppg to garner Region XIV first team All-Conference honors ... paced the league and rated 18th in the Division I junior college ranks in free throw

percentage (.835) ... shot 46 percent from the field and 42 percent from three-point territory as Lon Morris posted a 26-6 mark and captured the Region XIV regular season title ... graduated from R.L. Paschal High School summa cum laude with a 4.1 grade point average in 2008 ... three-year starter at Paschal, finishing his career as the school's all-time leading scorer ... averaged 28.7 points per game as a senior (2007-08) to lead all Fort Worth/Dallas area schools in scoring ... a two-time unanimous first team 4-5A All-District choice, and was named the District Offensive Player of the Year as a senior ... appointed to the 2008 TABC Class 5A All-Region Team ... was the second-leading scorer in the Metroplex as a junior with 23.6 points per outing.

## PERSONAL

Parents are Mark and Sandra Tucker ... father played basketball at Oklahoma State (1977-79) and still ranks among the school's all-time leaders for free throw percentage, minutes per game, points per game and field goal percentage ... Mark Tucker set the Cowboys' single-season record for free throw percentage (.912) during the 1977-78 season and was drafted by the Chicago Bulls ... father also played for two seasons at Tulsa before transferring to OSU ... has two older sisters and one older brother ... brother Kyle played two seasons at Northern Oklahoma College (2003-05) ... born 9/13/89 (Sapulpa, Okla.) ... graduate student pursuing his Masters of Leadership Studies at UTEP.



## [ CAREER STATISTICS ]


SEASON	G-GS	MIN	AVG	FG-FGA	PCT	3FG-3FGA	PCT	FT-FTA	PCT	O-D-R	AVG.	PF-FO	A	TO	BLK	STL	PTS	AVG
2009-10*	6-0	31	5.2	4-10	.400	4-8	.500	1-3	.333	1-3-4	0.7	7-0	1	2	0	0	13	2.2
2011-12^	32-29	1017	31.8	130-350	.371	70-215	.326	53-74	.716	17-90-107	3.3	59-1	33	54	0	21	383	12.0
Totals	38-29	1048	27.6	134-360	.372	74-223	.332	54-77	.701	18-93-111	2.9	66-1	34	56	0	21	396	10.4

\* Statistics at Wake Forest

^ Statistics at Sam Houston State



# [HOOPER VINT]




FRESHMAN CENTER  
#23 | 6-10 | 220  
VAN BUREN, ARK.  
(VAN BUREN HS)

## 2011-12 (REDSHIRT YEAR)

Played in the first five contests before sustaining a bulging disk in his back that ended his season ... collected 4.6 points and 4.0 rebounds per game while shooting 53.8 percent from the field, 40 percent (2-for-5) from outside and 87.5 percent (7-for-8) from the charity stripe ... averaging 15.8 minutes per game ... posted four points, five boards and an assist in his first college game versus UTSA ... hit three pointers on back-to-back possessions at a crucial juncture of the second half in the Miners' 52-41 win over UC Riverside ... scored eight points with four rebounds against the Highlanders ... kicked in eight points, four boards and a block at NM State ... pulled down five rebounds in only 12 minutes with two blocks versus NM State in El Paso.

## PRIOR TO UTEP

Averaged 18.1 points, 8.2 rebounds and 4.6 blocks as a senior at Van Buren High School ... shot 61 percent from the field and 74 percent from the line ... selected the 7A/6A Central Conference Player of the Year ... also tabbed All-Conference and




All-State and an honorable mention McDonald's All-American ... helped the Pointers to a 20-8 record and the outright conference championship with a 13-1 mark ... selected to play in the Arkansas All-Star Game ... collected 17 ppg, 7 rpg and 4 bpg as a junior for a 19-10 squad while earning All-Conference, All-State and All-State Tournament honors ... three-year member of the varsity team ... graduated with honors from Van Buren HS.

## PERSONAL

Full name is Hooper Lee Vint ... parents are Bruce Gammill and Jeanne Cozart ... has one brother ... born 9/3/92 (Fort Smith, Ark.) ... Communication major.

# [CHRIS WASHBURN]



FRESHMAN FORWARD  
#32 | 6-8 | 240  
GRAND PRAIRIE, TEXAS  
(SOUTH GRAND PRAIRIE HS)


## **PRIOR TO UTEP**

Helped South Grand Prairie [Texas] High School to a 35-3 record his final year as a prep ... averaged 12 points, 10 rebounds, four assists, two blocks and two steals ... shot 52.4 percent from the floor ... accumulated season-highs for points (22) against Dallas Carter and rebounds (15) versus Dallas Lincoln ... compiled numerous accolades his senior year including All-State 5A, All-Region 5A, District 5-5A MVP and team MVP ... McDonald's All-American nominee ... selected to play in the TABC All-Star

Game and the THSCA All-Star Game ... collected 13.1 points, 6.8 rebounds, 0.7 assists, 1.6 blocks and 1.5 steals per contest as a junior ... made 60.8 percent of his shots as the Warriors finished 23-9 ... the brother of current Miner freshman Julian Washburn and son of former NBA player Chris Washburn, he was rated the no. 31 power forward in the class of 2012 by Rivals.com ... Scout.com listed him as a four-star prospect and the no. 23 center in the country ... also regarded as the no. 15 player in the state of Texas.


## **PERSONAL**

Full name is Chris S. Washburn ... mother is the late Michelle Williams Washburn ... has four brothers ... born 5/23/93 (Dallas, Texas).





# [JULIAN WASHBURN]



SOPHOMORE FORWARD/GUARD

#4 | 6-7 | 205

DUNCANVILLE, TEXAS

(DUNCANVILLE HS)

## 2011-12 (FRESHMAN)

Member of the Conference USA All-Freshman Team ... ranked second on the squad in scoring (11.2 ppg) ... led the team in starts (30) & minutes (34.0 avg.), and rated second in steals (0.9 avg.) ... led the team in dunks (18) ... shot 45.1 percent from the floor (49.1 percent in conference play) ... scored in double figures in 10 of the last 14 games (174 points, 12.4 ppg) ... scored in double figures 17 times overall ... four-time Conference USA Freshman of the Week (Dec. 12, Dec. 19, Jan. 9, March 5) ... third-highest scoring freshman in C-USA behind Tulane's Ricky Tarrant (14.9 ppg) and Houston's Joseph Young (11.3 ppg) ... ranked seventh in C-USA in minutes, 15th in field goal percentage and 21st in scoring ... in conference only

games, rated 10th in field goal percentage and 16th in scoring (12.8 ppg) ... one of eight UTEP freshmen to score 300 points in a season ... his 348 points ranked fifth among all-time Miner frosh ... scored eight points with four rebounds, an assist and a steal in the opener against UTSA ... contributed a team-high 14 points versus UC Riverside ... posted nine points, two boards, four assists and a steal at NM State ... led the team in scoring (nine points) and rebounding (five boards) against Stephen F. Austin ... collected four steals at Oregon ... produced 16 points, three rebounds, four assists and a block in the rematch against NM State ... scored 12 points with five rebounds, two assists and a block at UNLV ... scored 19 points (7-for-11 FGs, 3-for-4 3FGs, 2-for-2 FTs) with five boards, three assists and two steals versus Southern ... netted 13 points against Kansas State ... blocked two shots versus Auburn ... did not play against Arkansas-Pine Bluff while nursing a sore shoulder ... tied for game-high scoring honors at Marshall with 15 points while adding four rebounds ... 19 points (9-for-12 FGs) versus Houston after switching jersey numbers from #10 to #4 ... tied





his season-high with four assists against SMU ... scored 10 of his 12 points in the second half versus East Carolina ... had a big first half at Tulane with 11 of his 13 points coming prior to the break ... season-high eight rebounds at Houston to go with 16 points (6-for-11 FGs, 3-for-4 3FGs), two assists and a steal ... scored 16 points in 34 minutes at Rice with two steals ... buried 7-of-10 shots in another 16-point effort against UAB ... tied his season-best with four assists versus the Blazers ... went to the line five times and scored 13 points against Tulsa ... primary defender on Tulane's Ricky Tarrant in the rematch in El Paso, holding him to two points in 24 minutes before fouling out ... contributed 14 points, six rebounds and two steals versus Southern Miss while keeping the Golden Eagles' Neil Watson in check (seven points, 3-for-14 FGs) ... established season-highs for free throw attempts (seven) and minutes (46) against Southern Miss ... tied his season-high with two blocks while adding 12 points and five rebounds versus Rice ... scored a career-high 21 points (8-for-15 FGs, 2-for-4 3FGs, 3-for-4 FTs) with five rebounds and two steals at SMU ... produced 10 points in a C-USA Tournament win over Houston.

#### **PRIOR TO UTEP**

Rated the no. 24 small forward in the country, a top-150 player overall and a three-star recruit by Rivals.com coming out of Duncanville High School ... rated the no. 6 prospect in the Lone Star State in the Class of 2010 by Texashoops.com ... two-time All-District and All-Area pick ... averaged 16 points, seven rebounds and three assists as a senior ... collected 13 ppg, five rpg and two apg his junior year ... sophomore averages were 16 points, eight boards and three dimes ... joined current Miner John Bohannon in the D/FW Metroplex Hoops Classic in May, 2009 in Dallas ... saw action at point guard, shooting guard and small forward throughout his prep career.


#### **PERSONAL**

Full name is Julian S. Williams Washburn ... son of former N.C. State star and NBA player Chris Washburn ... mother is the late Michelle Williams Washburn ... has four brothers ... born 12/18/91 (Houston, Texas) ... Multidisciplinary Studies major.

#### **[ CAREER STATISTICS ]**

SEASON	G-GS	MIN	AVG	FG-FGA	PCT	3FG-3FGA	PCT	FT-FTA	PCT	O-D-R	AVG.	PF-FO	A	TO	BLK	STL	PTS	AVG
2011-12	31-30	1055	34.0	143-317	.451	22-65	.338	40-71	.563	22-85-107	3.5	60-2	49	63	12	28	348	11.2
Totals	31-30	1055	34.0	143-317	.451	22-65	.338	40-71	.563	22-85-107	3.5	60-2	49	63	12	28	348	11.2





**[ 2011-12 GAME-BY-GAME ]**

Date	Opponent	FG	Pct.	3FG	Pct.	FT	Pct.	O-D-R	PF	A	TO	B	S	PTS	MIN
N11	UT San Antonio^	3-9	.333	0-2	.000	2-5	.400	2-2-4	3	1	6	0	1	8	31
N13	UC Riverside^	6-15	.400	0-3	.000	2-2	1.000	1-2-3	1	2	3	0	2	14	38
N19	at NM State^	4-9	.444	0-1	.000	1-1	1.000	1-1-2	4	4	5	0	1	9	31
N26	Stephen F. Austin^	4-9	.444	1-2	.500	0-0	.000	1-4-5	2	0	2	0	1	9	30
N29	at Oregon^	3-10	.300	0-2	.000	0-3	.000	1-1-2	0	2	0	1	4	6	32
D11	NM State^	7-13	.538	1-4	.250	1-2	.500	2-1-3	2	4	1	1	0	16	37
D14	at UNLV^	6-13	.462	0-3	.000	0-1	.000	1-4-5	1	2	2	1	0	12	37
D17	Southern^	7-11	.636	3-4	.750	2-2	1.000	0-5-5	1	3	2	0	2	19	29
D19	McNeese State^	3-9	.333	2-5	.400	1-2	.500	2-1-3	2	3	2	1	2	9	34
D22	vs. Clemson%^	1-2	.500	0-1	.000	0-0	.000	0-2-2	0	1	3	0	0	2	13
D23	at Kansas State%^	5-10	.500	1-3	.333	2-4	.500	1-1-2	2	1	0	0	1	13	36
D25	vs. Auburn%^	3-11	.273	0-0	.000	0-0	.000	0-0-0	1	1	3	2	0	6	37
D28	Colorado State^	2-5	.400	2-4	.500	0-1	.000	0-2-2	4	1	2	0	0	6	34
D29	Arkansas-Pine Bluff#							-DNP-							
J4	at Marshall^	6-12	.500	1-3	.333	2-3	.667	0-4-4	1	1	2	1	1	15	33
J7	Houston^	9-12	.750	1-2	.500	0-0	.000	1-2-3	2	1	3	0	1	19	35
J11	at Tulsa^	1-7	.143	0-1	.000	1-2	.500	0-4-4	1	1	1	1	0	3	33
J14	SMU^	4-8	.500	0-2	.000	0-0	.000	0-2-2	5	4	4	0	0	8	31
J18	East Carolina^	4-8	.500	0-1	.000	4-4	1.000	1-2-3	1	0	1	0	0	12	35
J21	at Tulane^	6-10	.600	1-2	.500	0-0	.000	0-1-1	1	1	1	0	3	13	34
J28	at Houston^	6-11	.545	3-4	.750	1-2	.500	1-7-8	4	2	3	0	1	16	37
F1	at Rice^	7-14	.500	1-3	.333	1-2	.500	0-2-2	1	2	1	1	2	16	34
F4	UAB^	7-10	.700	0-0	.000	2-3	.667	2-0-2	2	4	2	0	1	16	35
F8	Tulsa^	6-13	.462	0-1	.000	1-5	.200	0-4-4	1	2	1	0	0	13	36
F11	Tulane^	3-10	.300	0-1	.000	3-4	.750	1-1-2	5	0	2	0	0	9	24
F18	at Memphis^	4-10	.400	1-1	1.000	0-2	.000	0-3-3	3	1	1	1	0	9	38
F22	Southern Miss^	5-9	.556	0-0	.000	4-7	.571	1-5-6	1	0	3	0	2	14	46
F25	at UCF^	4-11	.364	0-2	.000	0-2	.000	0-5-5	2	0	2	0	0	8	34
F29	Rice^	4-11	.364	1-1	1.000	3-4	.750	1-4-5	2	2	1	2	1	12	34
M3	at SMU^	8-15	.533	2-4	.500	3-4	.750	1-4-5	3	0	1	0	2	21	36
M7	vs. Houston+	3-10	.300	0-0	.000	4-4	1.000	0-5-5	0	2	1	0	0	10	42
M8	at Memphis+	2-10	.200	1-3	.333	0-0	.000	1-4-5	2	1	2	0	0	5	39

^ denotes starter | \* Conference USA game | % Hawaiian Airlines Diamond Head Classic (Honolulu, Hawaii) | # Bank of the West Don Haskins Sun Bowl Invitational | + C-USA Championship (Memphis, Tenn.)

**[ CAREER BESTS ]**

**Field Goals**

9, Houston (1-7-12)

**Field Goal Attempts**

15, two times, last at SMU (3-3-12)

**Three-Point Field Goals**

3, two times, last at Houston (1-28-12)

**Three-Point Field Goal Attempts**

5, McNeese State (12-19-11)

**Free Throws**

4, two times, last Southern Miss (2-22-12)

**Free Throw Attempts**

7, Southern Miss (2-22-12)

**Rebounds**

8, at Houston (1-28-12)

**Assists**

4, four times, last UAB (2-4-12)

**Blocks**

2, two times, last Rice (2-29-12)

**Steals**

4, at Oregon (11-29-11)

**Points**

21, at SMU (3-3-12)

**Minutes Played**

46, Southern Miss (2-22-12)

**Miscellaneous Stats**

Games with double figure points

17

Games with double figure rebounds


0

Double-doubles


0

Games playing 30+ minutes

28



# [MATT WILLMS]



FRESHMAN CENTER  
#41 | 7-1 | 210  
LEAMINGTON, ONTARIO, CANADA  
(FINDLAY PREP)

## **PRIOR TO UTEP**

Spent the 2011-12 season at Findlay Prep, which won its third ESPN NHSI championship in four years ... averaged 8.5 points, 5.5 rebounds and 1.5 blocks for a 32-1 team that also signed players with Arizona, Ohio State and UNLV for the 2012-13 season ... shot 62 percent from the field and 73 percent from the line while starting more than half of the Pilots' games ... posted season-highs of 29 points and 15 rebounds versus ABCD

Academy on Feb. 15, 2012 ... led Findlay Prep in blocked shots with the second-highest single season total (46) in school history ... ranked second on the team in field goal percentage and third in offensive rebounds ... played the previous year (2010-11) at Consortium High School in Detroit, averaging 12 points and eight boards with a .700 field goal and free throw percentage.

## **PERSONAL**


Full name is Matthew Jacob Willms ... parents are Bob and Joanne Willms ... has one sister ... born 2/6/93 (Leamington, Ontario, Canada).







**[COACHING STAFF]**





▪ head coach  
**[ TIM FLOYD ]**

Louisiana Tech, 1977

- 19th season as a head coach
- Second season at UTEP

- born  
February 25, 1954

- hometown  
Hattiesburg, Miss.

- wife  
Beverly

- children  
Shannon

Tim Floyd was named UTEP's 18th men's basketball head coach on March 30, 2010 -- returning to the place where he landed his first full-time coaching position nearly 30 years earlier.

Floyd, an assistant coach at UTEP from 1978-86, has posted a 368-207 record in 18 seasons as a college head coach. His teams have made eight NCAA Tournament appearances and four trips to the NIT. Floyd's previous collegiate coaching stops include Idaho (1986-88), New Orleans (1988-94), Iowa State (1994-98) and USC (2005-09).

Floyd led Iowa State and USC to the "Sweet 16" of the NCAA Tournament in 1997 and 2007 respectively, and New Orleans advanced three rounds in the NIT in 1990. Floyd's teams have also won three conference tournaments (New Orleans 1990, Iowa State 1996, USC 2009), while posting eleven 20-win seasons.

Floyd was also a head coach in the National Basketball Association for five seasons with the Chicago Bulls (1998-2002) and New Orleans Hornets (2003-04). He led a major rebuilding effort with the Bulls following the departure of coach Phil Jackson, Michael Jordan and Scottie Pippen. Floyd directed the Hornets to the 2004 NBA playoffs, where they lost to Miami in a seven-game first round series.

Floyd directed the 2011-12 Miners, a team with only one senior (Gabriel McCulley) and seven freshmen, to 15 wins. UTEP beat the top three teams in Conference USA (Memphis, Southern Miss, Tulsa), as well as NCAA Tournament participant NM State. The Miners also knocked off Clemson and Auburn at the Diamond Head Classic in Honolulu.

Despite battling a severe lack of experience and enduring injuries to big men Cedrick Lang and Malcolm Moore, the Miners stood 7-6 in C-USA play before dropping their final three league games. Six of UTEP's nine C-USA losses came by

nine points or less, and the Miners fell 11 points shy of going 10-6 in league play.

Three of UTEP's top four scorers were underclassmen, including Julian Washburn,





who earned a spot on the Conference USA All-Freshman Team while averaging 11.2 points per game. Washburn was a four-time C-USA Freshman of the Week over the course of the season.

In his first season as UTEP's head coach, Floyd orchestrated a 25-10 mark, a berth in the Conference USA Tournament title game and the school's first NIT bid in five years. The Miners tied for second place in the C-USA standings with an 11-5 mark and lost in triple overtime at eventual regular season champion UAB. UTEP's backcourt featured a pair of All-Conference players in Randy Culpepper (19.3 ppg) and Julyan Stone, who concluded his career as the league leader with 714 career assists.

While severely depleted in the frontcourt following the departures of Derrick Character and Arnett Moultrie, the Miners didn't miss much of a beat in following up their 2009-10 NCAA Tournament season. UTEP posted a 19-3 mark at home, its most victories in the Haskins Center in 25 years, including a 74-47 triumph over C-USA Tournament champion Memphis.

Prior to returning to the Sun City, Floyd was an assistant coach with the New Orleans Hornets after setting school records by leading USC to three straight 20-win seasons and three consecutive NCAA Tournaments from 2007-09. Floyd posted 85 wins at USC, more than any other Trojan coach in a four-year period. He recorded his 300th college coaching victory



on Feb. 7, 2008 at Washington. USC's 25 wins during the 2006-07 season were a school record.

Not only does Floyd have a reputation for being one of the top coaches in college basketball, but he has excelled at player development as well. Seventeen players have made it to the NBA in Floyd's 18 seasons as a college head coach, including three who did not play high school basketball.

Floyd began his coaching career as a student assistant at his alma mater, Louisiana Tech, in 1977 before moving on to UTEP where he was a part of the Miners' run to three NCAA Tournaments (1984-86) and three NITs (1980-81, 1983). While serving as UTEP's primary recruiter, Floyd put together classes of players that won five straight Western Athletic Conference titles (1983-87) and appeared in seven consecutive NCAA tournaments (1984-90).

## [ THE FLOYD COACHING FILE ]

### COACHING CAREER

Louisiana Tech, 1977  
 UTEP, 1978-86  
 Idaho, 1986-88\*  
 New Orleans, 1988-94\*  
 Iowa State, 1994-98\*  
 Chicago Bulls, 1998-2002\*  
 New Orleans Hornets, 2003-04  
 USC, 2005-09\*  
 New Orleans Hornets, 2009-10  
 UTEP, 2010-\*

\* Indicates head coach

### POSTSEASON HISTORY

1989 NIT First Round  
 1990 NIT Quarterfinals  
 1991 NCAA First Round  
 1993 NCAA First Round  
 1994 NIT Second Round  
 1995 NCAA Second Round  
 1996 NCAA Second Round  
 1997 NCAA Sweet 16  
 2007 NCAA Sweet 16  
 2008 NCAA First Round  
 2009 NCAA Second Round  
 2011 NIT First Round

### NBA PLAYERS COACHED

Raymond Brown, Utah  
 Tony Harris, Philadelphia/Boston  
 Earvin Johnson, Seattle/Denver/Milwaukee/Minnesota  
 Michael McDonald, Charlotte  
 Fred Hoiberg, Indiana/Chicago/Minnesota  
 Loren Meyer, Dallas/Phoenix  
 Kelvin Cato, Portland/Houston/Orlando  
 Dedric Willoughby, Chicago  
 Marcus Fizer, Chicago/Milwaukee  
 Paul Shirley, Chicago/Phoenix  
 Gabe Pruitt, Boston  
 Nick Young, Washington/L.A. Clippers/Philadelphia  
 O.J. Mayo, Memphis/Dallas  
 Taj Gibson, Chicago  
 DeMar DeRozan, Toronto  
 Nikola Vucevic, Philadelphia/Orlando  
 Julyan Stone, Denver

In his first season as a college head coach at Idaho (1986-87), Floyd orchestrated a 16-14 record with a team coming off three straight last place finishes in the Big Sky Conference. Floyd was 35-25 in two seasons with the Vandals before moving to the University of New Orleans, where he engineered five postseason tournament appearances in six seasons. UNO averaged 21 victories under Floyd, who became one of just four NCAA Division I coaches to win four conference championships in their first five years at a school. He was twice named his conference's Coach of the Year at New Orleans (American South in 1989 and Sun Belt in 1993).



He compiled an 81-47 mark at Iowa State, becoming the only Cyclone coach to post three consecutive 20-win seasons and lead the team to three straight NCAA Tournament first round victories. Three of his teams ended the season ranked in the nation's top 20, including the 1997 squad that rose to as high as fourth in the country. ISU won a then-school record 24 games in his second season (1995-96). He was tabbed the Big Eight Coach of the Year and was runner-up for AP National Coach of the Year after leading the Cyclones to their first-ever Big Eight Tournament championship. In September of 2011, Floyd was inducted into the Iowa State Hall of Fame.

Tech in 1977. Growing up, Floyd worked summers for the New Orleans Saints, who held their training camp in Hattiesburg at the time.

A native of Hattiesburg, Miss., Floyd spent two seasons as a walk-on at Southern Miss before earning a scholarship at Louisiana Tech. He received his bachelor's degree in health and physical education from Louisiana

Floyd and his wife, Beverly, have a daughter, Shannon. His daughter had a brief role and Floyd served as the basketball advisor for the 2006 movie *Glory Road*, which chronicles UTEP's (then known as Texas Western College) drive to the historic 1966 national title.

Floyd's late father, Lee, was a member of UTEP's (then known as the College of Mines and Metallurgy) 1941 Border Conference championship team and was also a head basketball coach at the college level. Lee Floyd is the second-winningest coach in Southern Miss history, fashioning a mark of 246-148 from 1949-54 and 1962-71.

### [ THE FLOYD COLLEGIATE COACHING RECORD ]

SEASON	SCHOOL	OVERALL	CONFERENCE	CONFERENCE FINISH/POSTSEASON
1986-87	Idaho	16-14	5-9	t5th Big Sky
1987-88	Idaho	19-11	11-5	2nd Big Sky
1988-89	New Orleans	19-11	7-3	1st American South; NIT first round
1989-90	New Orleans	21-11	8-2	t1st ASC; ASC Tournament Champs; NIT quarterfinals
1990-91	New Orleans	23-8	9-3	t1st ASC; NCAA first round
1991-92	New Orleans	18-14	9-7	7th Sun Belt
1992-93	New Orleans	26-4	18-0	1st SBC; 2nd SBC Tournament; NCAA first round
1993-94	New Orleans	20-10	12-6	3rd SBC; NIT second round
1994-95	Iowa State	23-11	6-8	5th Big Eight; 2nd Big Eight Tournament; NCAA second round
1995-96	Iowa State	24-9	9-5	2nd Big Eight; Big Eight Tournament Champs; NCAA second round
1996-97	Iowa State	22-9	10-6	t3rd Big Eight; NCAA Sweet 16
1997-98	Iowa State	12-18	5-11	11th Big Eight
2005-06	USC	17-13	8-10	6th Pac-10
2006-07	USC	25-12	11-7	t3rd Pac-10; 2nd Pac-10 Tournament; NCAA Sweet 16
2007-08	USC	21-12	11-7	t3rd Pac-10; Pac-10 Tournament semifinals; NCAA first round
2008-09	USC	22-13	9-9	t5th Pac-10; Pac-10 Tournament Champs; NCAA second round
2010-11	UTEP	25-10	11-5	t2nd Conference USA; 2nd C-USA Tournament; NIT first round
2011-12	UTEP	15-17	7-9	t8th Conference USA
Totals		368-207	166-112	

### [ THE FLOYD NBA COACHING RECORD ]

SEASON	TEAM	RECORD	POSTSEASON
1998-99	Chicago Bulls	13-37	
1999-00	Chicago Bulls	17-65	
2000-01	Chicago Bulls	15-67	
2001-02	Chicago Bulls	4-21	
2003-04	New Orleans Hornets	41-41	NBA Playoffs first round
Totals		93-235	





■ assistant coach  
[ **PHIL JOHNSON** ]

East Central Oklahoma, 1981

- Third season at UTEP

Phil Johnson reunited with coach Tim Floyd at UTEP for the 2010-11 season. He previously served as a member of Floyd's staff at the University of New Orleans (1991-93), with the NBA's Chicago Bulls (1999-02) and at USC. Johnson was an assistant coach at USC for five seasons (2005-10), working with Floyd for four (2005-09).


Johnson's tenure with the Trojans produced 101 wins, three NCAA Tournament berths (2007-09) and a PAC-10 Tournament title (2009). USC reached the "Sweet 16" of the NCAA Tournament in 2007. In addition to his coaching and recruiting duties, Johnson was instrumental in the development of the Trojan big men.

A 29-year veteran of the coaching fraternity, Johnson was the head coach at San Jose State for four seasons (1998-99, 2002-05). In his first year with the Spartans, Johnson engineered a nine-game improvement in wins.

Johnson's coaching resume also includes stops at East Central Oklahoma University (1982-85), Northern Oklahoma Junior College (1985-87), Seminole Junior College (1987-90), Tulsa (1990-91) and Arizona (1993-98).

In five seasons at Arizona, Johnson helped the Wildcats to a 133-35 record, the 1997 national title and five NCAA Tournament berths. He worked specifically with standout post players Joseph Blair, A.J. Bramlett, Ben Davis, Bennett Davison and Ray Owes, all of whom were selected in the NBA Draft.

His first assistant coaching job came at his alma mater, East Central Oklahoma, and produced three straight conference championships. The Tigers reached the NAIA Division IX finals in 1984.



Johnson landed his first head coaching job at the age of 28 at Northern Oklahoma Junior College. He was also the head coach at Seminole Junior College, guiding the Seminoles to a state championship in 1988 and conference title in 1989.

Johnson graduated from East Central Oklahoma in 1981 with a bachelor's degree in education. He added a master's degree in education from Henderson State in 1982. As a player, he was co-captain of the 1979 ECU team.



■ assistant coach  
[ **KEN DEWEESE** ]

Mary Hardin-Baylor, 2004

- Third season at UTEP

Ken DeWeese was elevated to assistant coach for the 2011-12 season after serving as UTEP's Director of Basketball Operations for the 2010-11 campaign.

DeWeese came to El Paso from Utah Valley University, where he worked as an assistant coach during the 2009-10 season. He spent the previous four years (2005-09) as an assistant coach at the University of Mary Hardin-Baylor, working for his father Ken DeWeese, Sr. The Cru were 18-9 in 2005-06, 22-6 in 2006-07, 26-4 in 2007-08 and 19-8 in 2008-09 for a four-year mark of 85-27.

The Cru advanced to the NCAA Division III National Championships in back-to-back years (2008-09) and won the first American Southwest Conference Championship in school history in 2009.

DeWeese was a three-year basketball letterman for the Cru, earning his degree in 2004. He served as a graduate assistant for one year each at Mary Hardin-Baylor and VCU. He earned his graduate degree from VCU in 2009.

His father was an assistant coach at UTEP from 1976-80 under the legendary Don Haskins.

DeWeese and his wife, Natalie, have a daughter, Emery.







▪ assistant coach  
**[GREG FOSTER]**

UTEP, 2011

- Third season at UTEP

[FOSTER]


Former Miner Greg Foster was promoted to assistant coach at UTEP for the 2011-12 season. Foster was also a member of the staff during the 2010-11 campaign, serving as a student assistant coach while completing work on a bachelor's degree in Multidisciplinary Studies.

After transferring from UCLA, he played for the Miners during the 1988-89 and 1989-90 seasons and was selected MVP of the 1990 WAC Tournament before enjoying a 13-year NBA career. Foster averaged 10.8 points and 6.7 rebounds at UTEP, leading the squad to consecutive WAC Tournament titles.

He was chosen by Washington in the second round (35th overall pick) of the 1990 NBA Draft. Foster played for nine pro teams - Washington, Atlanta, Milwaukee, Chicago, Minnesota, Utah, Seattle, the Los Angeles Lakers and Toronto. He was a member of the Lakers' 2001 world championship team and also reached the NBA Finals twice with the Jazz.

The Oakland, Calif. native attended Skyline High School, where he was a teammate of future NBA star Gary Payton. He played alongside a couple more NBA legends, Antonio Davis and Tim Hardaway, at UTEP.

Foster and his wife, Victoria, have a son, Greg Foster Jr. (12) and two daughters, Victoria Marie (19) and Collette Christine (17).





■ director of basketball operations  
[ **KEITH WILKINSON** ]

USC, 2009

[ **WILKINSON** ]  
■ Third season at UTEP


After playing for coach Tim Floyd for four seasons at USC (2005-09), Keith Wilkinson is now a part of his staff at UTEP. Wilkinson was elevated to director of basketball operations for the 2011-12 season. He was assistant director of basketball operations in his first year with the Miners (2010-11), including serving as the team's video coordinator.

A 6-10, 225-pound forward, Wilkinson appeared in 113 games for the Trojans, making 20 starts, and totaled 234 points (2.1 avg.) and 258 rebounds (2.3 avg.). He helped USC to 85 wins, including a school-record 25 during the 2006-07 season, and three straight trips to the NCAA Tournament (2007-09).

While at USC Wilkinson played with six future NBA players - DeMar DeRozan (Toronto Raptors), Taj Gibson (Chicago Bulls), O.J. Mayo (Dallas Mavericks), Gabe Pruitt (Boston Celtics), Nikola Vucevic (Orlando Magic) and Nick Young (Philadelphia 76ers).

Wilkinson received his bachelor's degree in Communications from USC in 2009. He spent some time playing basketball overseas in Ukraine upon graduation.

A native of Mission Viejo, Calif., Wilkinson averaged 16 points and eight rebounds as a senior at Capistrano Valley High School. His father, Jerry, is 6-9 and played for the Los Angeles Rams, Cleveland Browns and San Francisco 49ers in the NFL.







■ assistant director of basketball operations  
**[ J.A. ANGLIN ]**


LSU Shreveport, 2010

- Second season at UTEP

The latest addition to the UTEP staff, John Anthony Anglin came aboard as Assistant Director of Basketball Operations for the 2011-12 season.

Anglin played two seasons at Northwestern State (2005-06, 2007-08) and two at LSU Shreveport (2008-10). He was a member of three conference championship teams (one at Northwestern State and two at LSU Shreveport), amassing a 91-38 record in four years. Anglin played in three national tournaments (one NCAA and two NAIA). He earned his degree in History from LSU Shreveport in 2010.

The Shreveport, La. native was a member of the Northwestern State team that earned a school-record 26-8 mark during the '05-'06 campaign, including a 64-63 upset of third-seeded Iowa in the first round of the NCAA Tournament. He was a two-time Academic All-Conference honoree at LSU Shreveport.



# [SUPPORT STAFF]



**Conor Bellegarde**  
Manager



**Jonathan Brooks**  
Manager



**Ivan Carrillo**  
Manager



**Tony Cordova**  
Assistant Athletic Trainer



**Chris Gallardo**  
Manager



**Chisan Jones**  
Strength & Conditioning



**Jocelyn Ochoterena**  
Student Assistant



**Mary Ramos**  
Administrative Assistant



**Michelle Reza**  
Undergraduate Assistant



**Matt Taylor**  
Undergraduate Assistant



**Danielle Torres**  
Undergraduate Assistant



**Keaton Van Dusen**  
Manager



**Jordan Woodruff**  
Manager





# [2011-12 REVIEW]



# [2011-12 STATISTICS]

## All Games (15-17; Home 11-5, Away 1-11, Neutral 3-1)

##	PLAYER	GP	GS	MIN	--- TOTAL ---			--- 3-PTS ---			--- REBOUNDS ---														PTS	AVG	
					FG	FGA	PCT	3FG	FGA	PCT	FT	FTA	PCT	OFF	DEF	TOT	AVG	PF	FO	A	TO	BLK	STL				
21	John Bohannon	31	20	822	26.5	138	236	.585	0	4	.000	79	108	.731	53	172	225	7.3	99	7	52	79	28	19	355	11.5	
04	Julian Washburn	31	30	1055	34.0	143	317	.451	22	65	.338	40	71	.563	22	85	107	3.5	60	2	49	63	12	28	348	11.2	
23	Gabriel McCulley	28	27	840	30.0	113	217	.521	19	57	.333	65	96	.677	53	100	153	5.5	84	5	55	44	16	31	310	11.1	
24	Michael Perez	31	27	957	30.9	110	273	.403	41	111	.369	79	109	.725	11	69	80	2.6	62	0	60	70	6	21	340	11.0	
11	Jacques Streeter	32	29	1063	33.2	67	172	.390	26	58	.448	70	94	.745	15	84	99	3.1	62	2	140	63	1	23	230	7.2	
31	Cedrick Lang	32	16	711	22.2	77	126	.611	0	0	.000	46	82	.561	56	98	154	4.8	96	3	20	42	16	11	200	6.3	
32	Hooper Vint	5	0	79	15.8	7	13	.538	2	5	.400	7	8	.875	8	12	20	4.0	11	0	1	6	3	0	23	4.6	
44	Malcolm Moore	7	2	115	16.4	12	24	.500	2	2	1.000	5	8	.625	9	12	21	3.0	20	2	3	5	4	0	31	4.4	
05	C.J. Cooper	27	0	409	15.1	27	89	.303	17	59	.288	15	18	.833	1	29	30	1.1	19	0	35	19	0	6	86	3.2	
55	D'Von Campbell	23	4	265	11.5	17	50	.340	7	20	.350	12	19	.632	3	23	26	1.1	15	0	21	22	0	8	53	2.3	
15	Jalen Ragland	19	3	198	10.4	15	64	.234	8	40	.200	4	4	1.000	1	8	9	0.5	7	0	11	9	1	3	42	2.2	
20	Kevin Perry	11	0	20	1.8	1	5	.200	0	0	.000	1	2	.500	1	1	2	0.2	4	0	0	0	0	0	3	0.3	
41	Tyler Tafoya	3	1	10	3.3	0	2	.000	0	2	.000	0	0	.000	0	1	1	0.3	1	0	0	1	0	1	0	0.0	
34	Mauricio Cheda	1	1	6	6.0	0	0	.000	0	0	.000	0	0	.000	0	1	1	1.0	0	0	0	0	0	0	0	0.0	
TEAM															36			51			87					8	
<b>Total</b>		<b>32</b>		<b>6550</b>		<b>727</b>	<b>1588</b>	<b>.458</b>	<b>144</b>	<b>423</b>	<b>.340</b>	<b>423</b>	<b>619</b>	<b>.683</b>	<b>269</b>	<b>746</b>	<b>1015</b>	<b>31.7</b>	<b>540</b>	<b>21</b>	<b>447</b>	<b>431</b>	<b>87</b>	<b>151</b>	<b>2021</b>	<b>63.2</b>	
<b>Opponents</b>		<b>32</b>		<b>6550</b>		<b>718</b>	<b>1702</b>	<b>.422</b>	<b>188</b>	<b>565</b>	<b>.333</b>	<b>395</b>	<b>594</b>	<b>.665</b>	<b>340</b>	<b>693</b>	<b>1033</b>	<b>32.3</b>	<b>557</b>	<b>--</b>	<b>418</b>	<b>389</b>	<b>96</b>	<b>189</b>	<b>2019</b>	<b>63.1</b>	

SCORE BY PERIODS:	1st	2nd	OT	OT2	Total
UTEP	926	1033	49	13	2021
Opponents	943	1030	41	5	2019

## Conference USA Games (7-9; Home 6-2, Away 1-7)

##	PLAYER	GP	GS	MIN	--- TOTAL ---			--- 3-PTS ---			--- REBOUNDS ---														PTS	AVG	
					FG	FGA	PCT	3FG	FGA	PCT	FT	FTA	PCT	OFF	DEF	TOT	AVG	PF	FO	A	TO	BLK	STL				
21	John Bohannon	16	9	456	28.5	84	129	.651	0	1	.000	45	63	.714	24	109	133	8.3	52	4	26	45	18	10	213	13.3	
04	Julian Washburn	16	15	555	34.7	84	171	.491	11	28	.393	25	44	.568	9	50	59	3.7	35	2	21	29	6	14	204	12.8	
23	Gabriel McCulley	16	15	508	31.8	62	135	.459	11	37	.297	39	57	.684	27	65	92	5.8	50	4	33	23	10	16	174	10.9	
24	Michael Perez	15	14	491	32.7	46	130	.354	18	50	.360	42	54	.778	6	32	38	2.5	33	0	29	35	1	12	152	10.1	
11	Jacques Streeter	16	14	553	34.6	37	95	.389	12	28	.429	27	33	.818	8	47	55	3.4	31	1	73	30	0	12	113	7.1	
31	Cedrick Lang	16	7	322	20.1	31	58	.534	0	0	.000	14	28	.500	28	45	73	4.6	48	2	11	19	5	6	76	4.8	
05	C.J. Cooper	13	0	217	16.7	10	44	.227	5	26	.192	7	8	.875	1	13	14	1.1	10	0	17	7	0	4	32	2.5	
15	Jalen Ragland	9	2	74	8.2	6	22	.273	3	17	.176	0	0	.000	0	5	5	0.6	2	0	4	4	1	2	15	1.7	
55	D'Von Campbell	11	2	125	11.4	5	15	.333	1	2	.500	4	9	.444	1	10	11	1.0	6	0	9	11	0	2	15	1.4	
20	Kevin Perry	6	0	12	2.0	0	2	.000	0	0	.000	1	2	.500	1	1	2	0.3	2	0	0	0	0	0	1	0.2	
34	Mauricio Cheda	1	1	6	6.0	0	0	.000	0	0	.000	0	0	.000	0	1	1	1.0	0	0	0	0	0	0	0	0.0	
41	Tyler Tafoya	1	1	6	6.0	0	0	.000	0	0	.000	0	0	.000	0	0	0	0.0	0	0	0	0	0	0	0	0.0	
TEAM															15			24			39					4	
<b>Total</b>		<b>16</b>		<b>3325</b>		<b>365</b>	<b>801</b>	<b>.456</b>	<b>61</b>	<b>189</b>	<b>.323</b>	<b>204</b>	<b>298</b>	<b>.685</b>	<b>120</b>	<b>402</b>	<b>522</b>	<b>32.6</b>	<b>269</b>	<b>13</b>	<b>223</b>	<b>207</b>	<b>41</b>	<b>78</b>	<b>995</b>	<b>62.2</b>	
<b>Opponents</b>		<b>16</b>		<b>3325</b>		<b>359</b>	<b>858</b>	<b>.418</b>	<b>102</b>	<b>308</b>	<b>.331</b>	<b>191</b>	<b>280</b>	<b>.682</b>	<b>149</b>	<b>368</b>	<b>517</b>	<b>32.3</b>	<b>263</b>	<b>--</b>	<b>215</b>	<b>192</b>	<b>51</b>	<b>84</b>	<b>1011</b>	<b>63.2</b>	

SCORE BY PERIODS:	1st	2nd	OT	OT2	Total
UTEP	452	490	40	13	995
Opponents	470	499	37	5	1011



# [2011-12 RESULTS]

DATE	OPPONENT	RESULT	ATTENDANCE	HIGH POINTS	HIGH REBOUNDS	HIGH ASSISTS	HIGH STEALS	HIGH BLOCKS
<b>November (1-4)</b>								
Nov. 11	UT San Antonio	L 64-73	7,195	Bohannon (12)	Four players (5)	Streeter (5)	Campbell (2)	Perez (2)
Nov. 13	UC Riverside	W 52-41	5,680	Washburn (14)	Lang (9)	Streeter (4)	Washburn (2)	Bohannon (2)
Nov. 19	at NM State	L 73-89	6,967	Bohannon/Campbell (11)	Lang (6)	Streeter (5)	Campbell (2)	Moore/Vint (2)
Nov. 26	Stephen F. Austin	L 33-53	6,709	Washburn (9)	Bohannon/Washburn (5)	Streeter (3)	Three players (1)	Lang (4)
Nov. 29	at Oregon	L 59-64	5,800	Perez (18)	Bohannon (9)	Streeter (4)	Washburn (4)	Bohannon (2)
<b>December (6-3)</b>								
Dec. 11	NM State	W 73-69	7,839	Perez (19)	McCulley (13)	McCulley (7)	McCulley (3)	Vint (2)
Dec. 14	at UNLV	L 54-65	11,805	Perez (17)	McCulley (7)	Streeter (4)	McCulley (2)	McCulley (2)
Dec. 17	Southern	W 87-57	6,628	McCulley/Washburn (19)	Bohannon (10)	Cooper/Streeter (4)	McCulley/Washburn (2)	Lang/McCulley (2)
Dec. 19	McNeese State	W 69-54	5,737	Lang/McCulley (12)	Lang (6)	Three players (3)	Streeter/Washburn (2)	Washburn (1)
Dec. 22	vs. Clemson%	W 61-48	6,751	Perez (25)	Lang (7)	Streeter (7)	Four players (1)	Two players (1)
Dec. 23	vs. Kansas State%	L 70-78	6,676	Streeter (15)	Bohannon/McCulley (6)	Streeter (6)	Four players (1)	Lang (1)
Dec. 25	vs. Auburn%	W 83-76	6,270	Bohannon (20)	Bohannon (9)	Streeter (5)	Bohannon (2)	Washburn (2)
Dec. 28	Colorado State#	L 53-56	8,534	McCulley (13)	Bohannon (5)	Streeter (4)	Four players (1)	None
Dec. 29	vs. Arkansas-Pine Bluff#	W 79-58	6,753	Lang (22)	Bohannon (10)	Streeter (7)	Three players (1)	None
<b>January (3-4)</b>								
Jan. 4	at Marshall*	L 60-76	5,229	Washburn (15)	Bohannon (6)	Streeter (6)	McCulley/Streeter (2)	Bohannon/McCulley (1)
Jan. 7	Houston*	W 70-50	8,327	McCulley (22)	Bohannon (11)	McCulley (4)	McCulley (2)	Bohannon (2)
Jan. 11	at Tulsa*	L 48-59	4,017	Perez (14)	Lang (5)	Streeter (4)	Streeter (1)	Washburn (1)
Jan. 14	SMU*	W 70-64 (OT)	7,187	Bohannon (20)	Bohannon/McCulley (8)	Streeter (5)	Perez (4)	None
Jan. 18	East Carolina*	W 70-56	6,927	Bohannon (17)	Bohannon (14)	Streeter (6)	Three players (1)	Bohannon/McCulley (1)
Jan. 21	at Tulane*	L 58-66	2,247	Perez (14)	Bohannon (8)	Perez (4)	Washburn (3)	Lang (1)
Jan. 28	at Houston*	L 76-81 (OT)	4,358	Bohannon (17)	Bohannon (13)	Streeter (4)	Five players (1)	Bohannon (1)
<b>February (4-4)</b>								
Feb. 1	at Rice*	L 75-77	1,305	McCulley (23)	Bohannon (12)	Streeter (6)	Four players (2)	Bohannon (5)
Feb. 4	UAB*	L 60-61	7,838	Bohannon (22)	Bohannon (8)	Streeter (5)	Four players (1)	Bohannon (4)
Feb. 8	Tulsa*	W 64-55	6,771	Bohannon (16)	McCulley (8)	Campbell (4)	Five players (1)	Bohannon (2)
Feb. 11	Tulane*	W 54-52 (OT)	7,503	Perez (15)	Bohannon (10)	Streeter (5)	Five players (1)	Bohannon/Lang (1)
Feb. 18	at Memphis*	W 60-58	16,427	Perez (15)	McCulley (12)	McCulley (2)	Four players (1)	Washburn (1)
Feb. 22	Southern Miss*	W 76-68 (2OT)	9,564	Cooper (16)	Streeter (9)	Streeter (8)	Washburn (2)	McCulley (2)
Feb. 25	at UCF*	L 45-63	6,306	Bohannon (16)	McCulley (7)	Streeter (7)	None	Bohannon/McCulley (1)
Feb. 29	Rice*	L 61-68	8,268	McCulley (17)	Bohannon (9)	Streeter (8)	Streeter (2)	Washburn (2)
<b>March (1-2)</b>								
March 3	at SMU*	L 48-57	3,330	Washburn (21)	McCulley (6)	Campbell/Cooper (2)	Washburn (2)	Three players (1)
March 7	vs. Houston^	W 67-62 (OT)	7,824	McCulley (18)	McCulley (8)	Four players (2)	McCulley (2)	Bohannon (2)
March 8	at Memphis^	L 47-65	11,697	Bohannon (15)	Bohannon (9)	Perez (3)	Three players (1)	None

% Hawaiian Airlines Diamond Head Classic

# Bank of the West Don Haskins Sun Bowl Invitational

\* Conference USA game

^ Conference USA Championship (Memphis, Tenn.)



# [2011-12 GAME-BY-GAME]

Opponent	W/L	Pts	1st/2nd/OT	Bench					Rebounds					PF	A	TO	BLK	S
				Points	FG-FGA	FG%	3FG	3FG%	FT-FTA	FT%	OF	DE	TOT					
UTEP	L	64	25/39	21	23-51	.451	7-21	.333	11-20	.550	13	23	36	14	19	21	2	6
UTSA		73	33/40	24	27-54	.500	7-14	.500	12-17	.706	7	19	26	21	11	12	4	15
UTEP	W	52	18/34	24	18-47	.383	7-19	.368	9-12	.750	12	25	37	14	11	17	4	4
UC Riverside		41	16/25	17	16-46	.348	2-8	.250	7-13	.538	8	19	27	15	9	14	1	4
UTEP	L	73	38/35	26	25-55	.455	3-13	.231	20-27	.741	10	17	27	28	13	16	5	3
@ NM State		89	42/47	31	26-58	.448	9-18	.500	28-39	.718	21	21	42	22	16	16	1	6
UTEP	L	35	17/18	7	13-42	.310	3-11	.273	6-8	.750	6	17	23	12	8	9	7	3
Stephen F. Austin		53	28/25	6	23-47	.489	2-7	.286	5-12	.417	12	23	35	13	17	9	0	3
UTEP	L	59	23/36	27	26-53	.491	1-6	.167	6-16	.375	10	21	31	15	12	13	4	8
@ Oregon		64	23/41	22	20-46	.435	8-18	.444	16-19	.842	7	22	29	15	14	15	8	6
UTEP	W	73	45/28	11	26-52	.500	7-17	.412	14-27	.519	12	27	39	22	21	13	6	5
NM State		69	38/31	21	21-47	.447	10-21	.476	17-32	.531	7	23	30	25	15	11	2	8
UTEP	L	54	21/33	3	21-51	.412	1-10	.100	11-16	.688	10	22	32	20	9	20	4	4
@ UNLV		65	24/41	25	21-50	.420	6-16	.375	17-25	.680	11	24	35	19	11	14	7	10
UTEP	W	87	39/48	24	30-60	.500	12-23	.522	15-16	.938	8	26	34	12	22	6	6	8
Southern		57	28/29	28	22-59	.373	5-18	.278	8-12	.667	13	23	36	14	14	14	1	3
UTEP	W	69	32/37	21	22-44	.500	5-16	.313	20-25	.800	9	19	28	17	15	13	1	6
McNeese State		54	24/30	21	22-53	.415	4-15	.267	6-15	.400	18	13	31	23	12	14	1	4
UTEP	W	61	24/37	16	22-43	.512	7-20	.350	10-12	.833	4	25	29	15	13	16	2	4
vs. Clemson		48	24/24	26	17-56	.304	3-21	.143	11-16	.688	16	14	30	14	6	11	2	7
UTEP	L	70	32/38	13	20-43	.465	5-12	.417	25-34	.735	6	15	21	21	13	12	1	4
vs. Kansas State		78	45/33	42	27-59	.458	6-12	.500	18-26	.692	18	21	39	23	12	12	2	1
UTEP	W	83	37/46	17	26-49	.531	9-13	.692	22-29	.759	8	17	25	18	16	11	3	4
vs. Auburn		76	31/45	11	25-55	.455	7-21	.333	19-24	.792	14	19	33	23	14	15	4	5
UTEP	L	53	29/24	16	17-39	.436	7-17	.412	12-19	.632	8	16	24	16	11	15	0	4
Colorado State		56	27/29	17	21-42	.500	3-11	.273	11-14	.786	8	19	27	19	11	16	2	7
UTEP	W	79	47/32	8	32-55	.582	4-18	.222	11-16	.688	11	22	33	11	22	8	0	3
Arkansas-Pine Bluff		58	34/24	0	22-50	.440	7-19	.368	7-10	.700	7	14	24	12	8	6	0	4
UTEP	L	60	34/26	8	24-53	.453	2-9	.222	10-15	.667	6	17	23	18	15	13	2	8
at Marshall		76	39/37	29	28-59	.475	6-16	.375	14-18	.778	16	26	42	14	18	14	3	9
UTEP	W	70	33/37	10	30-49	.612	4-7	.571	6-14	.429	6	29	35	12	19	15	3	5
Houston		50	31/19	23	21-50	.420	6-14	.429	2-5	.400	3	17	20	16	13	16	3	5
UTEP	L	48	22/26	9	20-48	.417	4-9	.444	4-6	.667	5	21	26	16	11	12	1	1
at Tulsa		59	28/31	10	20-44	.455	5-10	.500	14-17	.824	5	25	30	9	15	10	3	3
UTEP	W	70	23/30/17	21	24-48	.500	6-21	.286	16-20	.800	5	25	30	19	19	14	0	8
SMU		64	27/26/11	22	21-43	.488	6-21	.286	16-25	.640	2	19	21	16	13	15	3	5
UTEP	W	70	36/34	10	25-48	.521	2-7	.286	18-21	.857	9	30	39	11	12	12	2	3
East Carolina		56	32/24	10	22-54	.407	10-29	.345	2-3	.667	3	16	19	18	14	7	1	5
UTEP	L	58	28/30	7	21-41	.512	4-12	.333	12-17	.706	5	22	27	20	15	18	1	6
at Tulane		66	28/38	23	24-50	.480	5-17	.294	13-19	.684	7	19	26	12	13	12	1	10
UTEP	L	76	38/28/10	14	28-60	.467	5-13	.385	15-21	.714	11	25	36	23	12	12	1	5
at Houston		81	25/41/15	8	29-67	.433	4-19	.211	19-25	.760	17	23	40	15	9	8	6	4
UTEP	L	75	40/35	2	28-63	.444	5-12	.417	14-17	.824	10	27	37	20	14	13	9	9
at Rice		77	41/36	19	28-61	.459	6-15	.400	15-20	.750	11	28	39	15	21	15	6	8
UTEP	L	60	27/33	2	25-55	.455	3-9	.333	7-9	.778	10	19	29	11	16	12	5	4
UAB		61	31/30	26	23-53	.434	9-21	.429	6-10	.600	12	22	34	13	16	15	8	6
UTEP	W	64	30/34	23	22-46	.478	0-4	.000	20-32	.625	8	30	38	18	13	10	3	5
Tulsa		55	23/32	9	19-56	.339	6-24	.250	11-22	.500	15	23	38	26	9	13	0	2
UTEP	W	54	23/25/6	14	18-52	.346	4-13	.308	14-28	.500	9	28	37	19	13	12	2	5
Tulane		52	22/26/4	7	19-45	.422	5-15	.333	9-16	.563	2	32	34	22	10	16	4	2
UTEP	W	60	19/41	7	19-43	.442	5-11	.455	17-23	.739	6	24	30	20	10	10	1	4
at Memphis		58	28/30	13	18-48	.375	4-17	.235	18-25	.720	9	18	27	18	10	9	4	5
UTEP	W	76	23/33/7/13	30	26-52	.500	2-11	.182	22-26	.846	9	30	39	16	19	18	3	6
Southern Miss		68	30/26/7/5	31	24-64	.375	9-21	.429	11-20	.550	15	20	35	22	11	14	0	5
UTEP	L	45	23/22	19	20-42	.476	3-11	.273	2-6	.333	5	22	27	16	12	14	2	0
at UCF		63	25/38	8	23-60	.383	5-20	.250	12-19	.632	18	19	37	9	13	3	6	7
UTEP	L	61	29/32	46	20-55	.364	6-19	.316	15-21	.714	8	26	34	17	14	10	3	5
Rice		68	27/41	28	20-49	.408	6-19	.316	22-27	.815	6	32	38	18	15	13	1	3
UTEP	L	48	24/24	15	15-46	.326	6-21	.286	12-22	.545	8	27	35	13	9	12	3	4
at SMU		57	33/24	21	20-55	.364	10-30	.333	7-9	.778	8	29	37	20	15	12	2	5
UTEP	W	67	21/37/9	5	24-53	.453	3-6	.500	16-24	.667	9	30	39	16	10	13	2	4
vs. Houston		62	25/33/4	2	26-68	.382	4-23	.174	6-15	.400	14	25	39	19	15	9	3	6
UTEP	L	47	26/21	10	17-50	.340	2-12	.167	11-20	.550	13	22	35	20	9	21	0	3
at Memphis		65	31/34	12	23-54	.426	3-14	.214	16-25	.640	11	22	33	18	18	9	7	15



# [2011-12 INDIVIDUAL GAME-BY-GAME]

OPPONENT	BOHANNON	CAMPBELL	CHEDA	COOPER	LANG	MCCULLY	MOORE	PEREZ	PERRY	RAGLAND	STREETER	TAFOYA	VINT	WASHBURN
UT San Antonio	12-5-2*	3-2-4	DNP	6-1-2	7-5-0*	DNP	8-4-0	5-5-4*	DNP	0-0-0	11-2-5*	DNP	4-5-1	8-4-1*
UC Riverside	0-3-0	10-4-2*	DNP	4-2-1	2-9-1*	DNP	2-6-1*	0-1-0	DNP	0-0-0*	12-3-4	DNP	8-4-0	14-3-2*
at NM State	11-4-2*	11-1-0*	DNP	1-0-1	10-6-0*	DNP	5-3-0	5-1-1	DNP	7-1-0	6-2-5*	DNP	8-4-0	9-2-4*
Stephen F. Austin	2-5-2*	2-1-2	DNP	0-0-0	7-4-0*	DNP	0-0-0	5-1-1*	DNP	3-0-0	5-2-3*	DNP	2-2-0	9-5-0*
at Oregon	13-9-1*	2-2-1	DNP	0-0-0	7-5-0	0-1-2*	9-2-2*	18-2-0	DNP	DNP	4-3-4*	DNP	DNP	6-2-2*
NM State	DNP	2-0-0	DNP	DNP	4-3-0*	18-13-7*	6-2-0	19-4-4*	DNP	2-0-0	5-4-6*	DNP	1-5-0	16-3-4*
at UNLV	0-1-0*	0-0-0	DNP	DNP	2-3-1	15-7-0*	1-4-0	17-4-2*	DNP	DNP	7-4-4*	DNP	DNP	12-5-2*
Southern	8-10-2	0-2-1	DNP	6-2-4	7-2-3*	19-3-0*	DNP	18-2-3*	2-0-0	8-3-2	0-3-4*	0-1-0	DNP	19-5-3*
McNeese State	10-5-3*	5-1-0	DNP	2-0-1	12-6-1	12-3-1*	DNP	9-5-1*	0-0-0	2-0-2	8-1-3*	DNP	DNP	9-3-3*
vs. Clemson%	5-6-0	0-1-0	DNP	11-1-2	5-7-1*	6-6-0*	DNP	25-3-2*	DNP	0-0-0	7-1-7*	DNP	DNP	2-2-1*
vs. Kansas State%	10-6-1	DNP	DNP	3-0-1	12-4-0*	7-6-1*	DNP	10-1-3*	0-0-0	DNP	15-2-6*	DNP	DNP	13-2-1*
vs. Auburn%	20-9-3*	0-0-0	DNP	7-0-1	10-6-1	10-2-3*	DNP	18-2-2*	DNP	DNP	12-3-5*	DNP	DNP	6-0-1*
Colorado State#	6-5-0*	DNP	DNP	11-2-3	5-4-0	13-4-1*	DNP	10-3-2*	DNP	0-0-0	2-1-4*	DNP	DNP	6-2-1*
vs. Arkansas-Pine Bluff#	14-10-7*	3-1-2	DNP	0-4-0	22-5-0*	18-4-5*	DNP	9-0-1*	0-0-0	5-0-3	8-5-4*	0-0-0	DNP	DNP
at Marshall*	11-6-2*	2-1-0	DNP	0-0-2	6-2-0	6-2-3*	DNP	8-3-0*	0-0-0	0-0-1	12-2-6*	DNP	DNP	15-4-1*
Houston*	14-11-3*	2-0-1	DNP	2-3-3	6-7-2	22-3-4*	DNP	DNP	DNP	2-2-2*	3-3-3*	DNP	DNP	19-3-1*
at Tulsa*	6-4-1*	3-1-0	DNP	0-1-0	6-5-1	7-2-0*	DNP	14-4-1*	0-1-0	DNP	9-3-4*	DNP	DNP	3-4-1*
SMU*	20-8-1	DNP	DNP	1-2-2	6-2-0*	15-8-3*	DNP	16-2-4*	DNP	0-0-0	4-3-5*	DNP	DNP	8-2-4*
East Carolina*	17-14-3*	3-1-1	DNP	DNP	5-7-1	16-7-0*	DNP	10-2-1*	0-0-0	2-1-0	5-3-6*	DNP	DNP	12-3-0*
at Tulane*	13-8-3*	0-0-0	DNP	0-0-1	7-5-1	4-4-2*	DNP	14-1-4*	DNP	DNP	7-5-3*	DNP	DNP	13-1-1*
at Houston*	17-13-2*	DNP	DNP	7-0-0	6-4-0	11-3-1*	DNP	12-2-3*	1-1-0	DNP	6-3-4*	DNP	DNP	16-8-2*
at Rice*	18-12-1*	0-0-0	DNP	0-0-0	2-4-1	23-10-2*	DNP	14-3-2*	DNP	DNP	2-4-6*	DNP	DNP	16-2-2*
UAB*	22-8-0*	0-1-1	DNP	0-2-0	0-2-0	9-6-4*	DNP	5-4-2*	DNP	2-0-0	6-1-5*	DNP	DNP	16-2-4*
Tulsa*	16-4-1	2-2-4*	DNP	DNP	5-6-1*	7-8-1*	DNP	14-6-3*	0-0-0	DNP	7-4-1	DNP	DNP	13-4-2*
Tulane*	5-10-1	1-1-0*	DNP	0-1-1	6-8-0*	9-2-3*	DNP	15-2-3*	0-0-0	DNP	9-4-5	DNP	DNP	9-2-0*
at Memphis*	7-9-2	DNP	DNP	DNP	6-2-2*	9-12-2*	DNP	15-1-1*	DNP	0-0-1	14-3-1*	DNP	DNP	9-3-1*
Southern Miss*	14-7-1	0-0-0	DNP	16-1-1	4-6-1*	12-5-5*	DNP	6-2-3*	DNP	DNP	10-9-8*	DNP	DNP	14-6-0*
at UCF*	16-5-4	DNP	DNP	3-1-1	2-4-0*	2-7-0*	DNP	5-2-0*	DNP	0-0-0	9-2-7*	DNP	DNP	8-5-0*
Rice*	13-9-0	DNP	0-1-0*	0-0-1	5-4-0*	17-7-2	DNP	4-3-1	DNP	3-1-0*	7-4-8*	0-0-0*	DNP	12-5-2
at SMU*	4-5-1*	2-4-2	DNP	3-3-2	4-5-1	5-6-1*	DNP	0-1-1*	DNP	6-1-0	3-2-1*	DNP	DNP	21-5-0*
vs. Houston	16-5-2*	DNP	DNP	1-4-0	4-6-1	18-8-1*	DNP	14-6-2*	DNP	DNP	4-3-2*	DNP	DNP	10-5-2*
at Memphis	15-9-1*	DNP	DNP	2-0-2	8-6-0	0-4-1*	DNP	6-2-3*	0-0-0	DNP	11-5-1*	DNP	DNP	5-5-1*

# [2011-12 BOX SCORES]

### UTSA 73, UTEP 64

Nov. 11, 2011 • El Paso, Texas • Don Haskins Center

UTSA Player	tot-fg		3-pt		rebounds			pf	tp	a	to	blk	s	min			
	fg	fga	fg	fga	ft	fta	of										
Franklin	f	3	3	1	1	0	0	1	3	4	3	7	2	2	2	5	32
Hill	f	3	9	1	2	2	4	1	5	6	2	9	1	2	0	1	33
Vouyoukas	c	5	5	0	2	4	3	2	5	1	12	1	0	1	0	25	
Hale	g	4	8	1	4	3	4	0	2	2	3	12	3	3	0	3	28
Johnson	g	4	9	1	1	0	0	1	1	2	9	1	1	0	0	4	14
Paye	g	3	4	2	3	2	2	0	1	1	10	2	2	2	0	2	27
Nujic	g	2	6	1	1	1	1	1	2	5	6	0	1	1	0	13	
Burrage	g	3	8	0	1	2	2	1	2	2	8	0	0	0	0	14	
Sims	g	0	2	0	1	0	0	0	0	2	0	1	0	0	0	13	
Wood	g	0	0	0	0	0	0	0	0	0	0	0	0	0	0	1	
TEAM																	
Totals		27	54	7	14	12	17	7	19	26	21	73	11	12	4	15	200

TOTAL FG%	1st Half: 12-29 41.4%	2nd Half: 15-25 60.0%	Game: 50.0%	DEADBALL
3-Pt. FG%	1st Half: 5-8 62.5%	2nd Half: 2-6 33.3%	Game: 50.0%	REBOUNDS
F Throw %	1st Half: 4-6 66.7%	2nd Half: 8-11 72.7%	Game: 70.6%	2

UTEP Player	tot-fg		3-pt		rebounds			pf	tp	a	to	blk	s	min			
	fg	fga	fg	fga	ft	fta	of										
Washburn	f	3	9	0	2	5	2	2	4	3	8	1	6	0	1	31	
Lang	f	3	5	0	1	2	1	4	5	1	7	0	0	0	0	25	
Bohannon	c	4	7	0	0	4	7	4	1	5	2	12	2	3	0	1	23
Streeter	g	3	6	3	5	2	2	0	2	2	11	5	6	0	1	30	
Perez	g	2	8	1	6	0	2	2	3	5	2	5	4	3	2	1	24
Cooper	g	2	5	2	5	0	0	0	1	1	6	2	0	0	0	15	
Ragland	g	0	2	0	2	0	0	0	0	0	0	0	0	0	0	9	
Vint	g	1	2	0	2	2	1	4	5	2	4	1	2	0	0	15	
Moore	g	4	5	0	0	0	2	2	4	3	8	0	0	0	0	15	
Campbell	g	1	2	1	1	0	0	2	2	1	3	4	1	0	2	13	
TEAM																	
Totals		23	51	7	21	11	20	13	23	36	14	64	19	21	2	6	200

TOTAL FG%	1st Half: 8-25 32.0%	2nd Half: 15-26 57.7%	Game: 45.1%	DEADBALL
3-Pt. FG%	1st Half: 2-10 20.0%	2nd Half: 5-11 45.5%	Game: 33.3%	REBOUNDS
F Throw %	1st Half: 7-13 53.8%	2nd Half: 4-7 57.1%	Game: 55.0%	5

Officials: Ted Hillary, Mark Schnur, Pete Juzenas  
Attendance: 7,195

Score by Periods	1st	2nd	Total
UTSA	33	40	73
UTEP	25	39	64

Points in the paint-UTEP 28, UTSA 28. Points off turnovers-UTEP 15, UTSA 23.  
2nd chance points-UTEP 9, UTSA 12. Fast break points-UTEP 4, UTSA 2.  
Bench points-UTEP 21, UTSA 24. Score tied-0 times. Lead changed-1 time.  
Last FG-UTEP 2nd-00:13, UTSA 2nd-01:18.  
Largest lead-UTEP by 1 1st-17:09, UTSA by 18 three times.

### UTEP 52, UC Riverside 41

Nov. 13, 2011 • El Paso, Texas • Don Haskins Center

UC Riverside Player	tot-fg		3-pt		rebounds			pf	tp	a	to	blk	s	min			
	fg	fga	fg	fga	ft	fta	of										
Bradshaw	f	0	5	0	0	3	4	2	2	4	4	3	1	2	0	0	24
Sheary	f	0	4	0	1	1	3	1	0	1	0	1	0	0	0	0	16
Cowlah	g	1	5	0	2	0	0	1	2	3	3	2	2	3	0	1	26
Nitoto	g	5	10	0	2	2	2	0	4	4	2	12	2	3	0	0	36
Martin	g	3	11	0	1	0	0	1	4	5	1	6	0	3	0	0	24
Berry	g	5	8	1	1	0	0	2	4	6	1	11	0	0	0	0	36
Gaines	g	1	1	1	1	0	2	0	1	1	0	3	3	0	2	12	
Burke	g	0	0	0	0	0	0	0	0	0	0	0	0	1	1	3	
Chavarría	g	0	1	0	0	1	2	0	1	1	3	1	0	0	0	1	13
Quick	g	1	1	0	0	0	0	0	0	0	1	2	1	2	0	0	10
TEAM																	
Totals		16	46	2	8	7	13	8	19	27	15	41	9	14	1	4	200

TOTAL FG%	1st Half: 5-20 25.0%	2nd Half: 11-26 42.3%	Game: 34.8%	DEADBALL
3-Pt. FG%	1st Half: 0-4 0.0%	2nd Half: 2-4 50.0%	Game: 25.0%	REBOUNDS
F Throw %	1st Half: 6-8 75.0%	2nd Half: 1-5 20.0%	Game: 53.8%	3

UTEP Player	tot-fg		3-pt		rebounds			pf	tp	a	to	blk	s	min			
	fg	fga	fg	fga	ft	fta	of										
Washburn	f	6	15	0	3	2	2	1	2	3	1	14	2	3	0	2	38
Lang	f	0	2	0	0	2	4	2	7	9	2	2	1	3	1	0	28
Moore	f	1	3	0	0	0	0	4	2	6	1	2	1	1	1	0	24
Ragland	g	0	5	0	3	0	0	0	0	0	0	0	0	1	0	1	11
Campbell	g	4	6	2	4	0	0	1	3	4	0	10	2	2	0	0	19
Cooper	g	1	3	0	2	2	2	0	2	1	4	1	2	0	1	15	
Streeter	g	3	6	3	4	3	4	1	2	3	1	12	4	0	0	0	30
Bohannon	g	0	2	0	0	0	0	0	3	3	4	0	0	3	2	0	13
Perez	g	0	1	0	1	0	0	1	1	0	0	0	0	0	0	0	7
Vint	g	3	4	2	2	0	0	2	2	4	4	8	0	2	0	0	15
TEAM																	
Totals		18	47	7	19	9	12	25	37	14	52	11	17	4	4	200	

TOTAL FG%	1st Half: 8-25 32.0%	2nd Half: 10-22 45.5%	Game: 38.3%	DEADBALL
3-Pt. FG%	1st Half: 1-10 10.0%	2nd Half: 6-9 66.7%	Game: 36.8%	REBOUNDS
F Throw %	1st Half: 1-2 50.0%	2nd Half: 8-10 80.0%	Game: 75.0%	1

Officials: Steve Olson, Gerry Pollard, Don Daily  
Attendance: 5,680

Score by Periods	1st	2nd	Total
UC Riverside	16	25	41
UTEP	18	34	52

Points in the paint-UTEP 6, UCR 12. Points off turnovers-UTEP 11, UCR 9.  
2nd chance points-UTEP 9, UCR 1. Fast break points-UTEP 4, UCR 4.  
Bench points-UTEP 24, UCR 17. Score tied-2 times. Lead changed-4 times.  
Last FG-UTEP 2nd-00:55, UCR 2nd-00:20.  
Largest lead-UTEP by 13 two times, UCR by 1 two times.

### NM State 89, UTEP 73

Nov. 19, 2011 • Las Cruces, N.M. • Pan American Center

UTEP Player	tot-fg		3-pt		rebounds			pf	tp	a	to	blk	s	min			
	fg	fga	fg	fga	ft	fta	of										
Washburn	f	4	9	0	1	0	0	1	1	2	4	9	4	5	0	1	31
Lang	f	4	4	0	0	2	2	4	2	6	4	10	0	0	0	1	16
Bohannon	c	5	5	0	0	1	2	1	3	4	5	11	2	2	0	0	24
Streeter	g	1	8	1	2	3	4	0	2	2	0	6	5	2	0	0	31
Campbell	g	3	8	1	3	4	6	0	1	1	3	11	0	2	0	2	27
Cooper	g	0	2	0	0	1	2	0	0	0	1	1	1	3	0	0	15
Ragland	g	2	5	1	2	2	1	0	1	0	7	0	0	0	0	0	7
Perez	g	2	5	0	3	1	2	0	1	1	4	5	1	1	0	0	13
Vint	g	2	5	0	2	4	2	2	4	2	8	0	1	2	0	20	
Moore	g	2	4	0	0	1	2	1	2	3	5	5	0	0	0	0	16
TEAM																	
Totals		25	55	3	13	20	27	10	17	27	28	73	13	16	5	3	200

TOTAL FG%	1st Half: 14-26 53.8%	2nd Half: 11-29 37.9%	Game: 45.5%	DEADBALL
3-Pt. FG%	1st Half: 2-4 50.0%	2nd Half: 1-9 11.1%	Game: 23.1%	REBOUNDS
F Throw %	1st Half: 8-11 72.7%	2nd Half: 12-16 75.0%	Game: 74.1%	6

NM State Player	tot-fg		3-pt		rebounds			pf	tp	a	to	blk	s	min			
	fg	fga	fg	fga	ft	fta	of										
McKines	f	5	13	1	3	12	15	7	6	13	2	23	2	2	0	3	35
Watson	f	2	5	0	0	1	2	2	2	4	3	5	3	2	0	0	25
Rahman	c	0	1	0	0	0	4	3	5	8	4	0	0	1	1	1	20
Kabongo	g	6	12	3	6	0	0	1	2	3	4	15	6	5	0	0	



# [2011-12 BOX SCORES]

## Stephen F. Austin 53, UTEP 35

Nov. 26, 2011 • El Paso, Texas • Don Haskins Center

Player	fg	fga	ft	fta	of	de	tot	pf	tp	a	to	blk	s	min		
Parker	f	2	6	0	3	0	1	4	5	1	4	2	2	0	3	27
Scott	c	8	14	0	0	1	2	0	2	2	1	1	0	0	0	29
Bostic	g	7	11	2	2	3	0	6	6	1	18	5	3	0	0	35
Gardner	g	2	5	0	1	0	1	3	4	2	4	5	0	0	0	30
Haymon	g	2	6	0	1	0	1	3	0	3	2	4	1	0	0	30
Broussard	g	0	0	0	0	0	0	1	1	0	0	0	0	0	0	9
Bateman	g	0	0	0	0	0	0	0	0	3	0	3	0	0	0	10
Bright	g	0	2	0	0	0	1	1	2	0	0	0	0	0	0	6
King	g	0	1	0	0	1	2	1	0	1	2	1	0	0	0	13
Smith	g	2	2	0	0	1	4	2	3	5	1	5	0	0	0	11
TEAM							3	3	6							
Totals		23	47	2	7	5	12	23	35	13	53	17	9	0	3	200

TOTAL FG%	1st Half: 13-26 50.0%	2nd Half: 10-21 47.6%	Game: 48.9%	DEADBALL
3-Pt. FG%	1st Half: 0-4 0.0%	2nd Half: 2-3 66.7%	Game: 28.6%	REBOUNDS
FThrow %	1st Half: 2-4 50.0%	2nd Half: 3-8 37.5%	Game: 41.7%	2

Player	fg	fga	ft	fta	of	de	tot	pf	tp	a	to	blk	s	min			
Washburn	f	4	9	1	2	0	1	4	5	2	9	0	2	0	1	30	
Lang	f	3	7	0	0	1	2	2	4	3	7	0	0	4	1	31	
Bohannon	c	1	6	0	0	0	0	5	5	2	2	2	0	2	0	22	
Streeter	g	1	3	0	1	3	4	0	2	2	5	3	0	0	1	30	
Perez	g	2	5	1	2	0	0	1	1	0	5	1	2	1	0	21	
Cooper	g	0	0	0	0	0	0	0	0	0	0	0	0	0	0	4	
Ragland	g	1	6	1	4	0	0	0	0	0	3	2	0	0	0	20	
Vint	g	1	1	0	0	0	1	1	2	1	2	0	0	0	0	17	
Moore	g	0	2	0	0	0	0	0	0	2	0	1	0	0	0	11	
Campbell	g	0	3	0	2	2	0	1	1	2	2	2	0	0	0	14	
TEAM							2	1	3								
Totals		13	42	3	11	6	8	6	17	23	12	35	8	9	7	3	200

TOTAL FG%	1st Half: 8-25 32.0%	2nd Half: 5-17 29.4%	Game: 31.0%	DEADBALL
3-Pt. FG%	1st Half: 0-5 0.0%	2nd Half: 3-6 50.0%	Game: 27.3%	REBOUNDS
FThrow %	1st Half: 1-2 50.0%	2nd Half: 5-6 83.3%	Game: 75.0%	2

Officials: Mike Thibodeaux, Sean Casey, Kyle Ingram

Attendance: 6,709

### Score by Periods

Stephen F. Austin	28	25	53
UTEP	17	18	35

Points in the paint-UTEP 14, SFA 30. Points off turnovers-UTEP 6, SFA 8.

2nd chance points-UTEP 4, SFA 7. Fast break points-UTEP 0, SFA 2.

Bench points-UTEP 7, SFA 6. Score tied-1 time. Lead changed-1 time.

Last FG-UTEP 2nd-06:06, SFA 2nd-01:41.

Largest lead-UTEP by 4 1st-18:00, SFA by 20 2nd-07:14.

## Oregon 64, UTEP 59

Nov. 29, 2011 • Eugene, Ore. • Matthew Knight Arena

Player	fg	fga	ft	fta	of	de	tot	pf	tp	a	to	blk	s	min			
McCulley	f	0	3	0	1	0	1	1	0	0	2	2	0	2	24		
Moore	f	3	6	1	2	2	0	2	2	0	2	0	0	0	27		
Bohannon	c	6	9	0	0	1	2	5	4	9	4	13	1	2	24		
Washburn	g	3	10	0	2	0	3	1	2	0	6	2	0	1	4	32	
Streeter	g	2	5	0	0	2	1	2	3	2	4	4	0	0	0	30	
Cooper	g	0	0	0	0	0	0	0	0	0	0	0	0	0	0+		
Perez	g	8	12	0	1	2	3	0	2	2	18	0	1	1	0	27	
Lang	g	3	4	0	0	1	3	1	4	5	7	0	3	0	0	26	
Campbell	g	1	4	0	1	0	0	2	2	1	2	1	0	0	0	10	
TEAM							2	3	5								
Totals		26	53	1	6	6	16	10	21	31	15	59	12	13	4	8	200

TOTAL FG%	1st Half: 10-26 38.5%	2nd Half: 16-27 59.3%	Game: 49.1%	DEADBALL
3-Pt. FG%	1st Half: 0-3 0.0%	2nd Half: 1-3 33.3%	Game: 16.7%	REBOUNDS
FThrow %	1st Half: 3-9 33.3%	2nd Half: 3-7 42.9%	Game: 37.5%	6

Player	fg	fga	ft	fta	of	de	tot	pf	tp	a	to	blk	s	min			
Jacob	f	2	4	0	0	1	2	0	1	1	1	5	0	2	0	19	
Singler	f	2	6	1	2	4	5	1	0	1	4	9	5	1	2	0	26
Nared	c	1	1	0	0	0	1	1	2	0	2	1	0	1	0	11	
Sim	g	0	6	0	2	2	0	3	3	1	2	3	0	2	1	36	
Loyd	g	8	11	6	7	2	2	0	1	1	3	24	2	5	0	31	
Ashaolu	g	6	9	0	1	2	1	4	5	4	13	0	0	1	3	29	
Kingma	g	0	3	0	3	0	1	1	2	0	0	1	0	0	0	12	
Emory	g	1	4	1	3	2	0	2	2	1	5	0	2	1	0	15	
Woods	g	0	2	0	0	4	1	5	6	1	4	2	3	2	0	21	
TEAM							2	4	6								
Totals		20	46	8	18	16	19	7	22	29	15	64	14	15	8	6	200

TOTAL FG%	1st Half: 7-21 33.3%	2nd Half: 13-25 52.0%	Game: 43.5%	DEADBALL
3-Pt. FG%	1st Half: 2-11 18.2%	2nd Half: 6-7 85.7%	Game: 44.4%	REBOUNDS
FThrow %	1st Half: 7-9 77.8%	2nd Half: 9-10 90.0%	Game: 84.2%	0

Officials: Dick Cartmell, Michael Reed, Mike Scypers

Attendance: 5,800

### Score by Periods

UTEP	23	36	59
Oregon	23	41	64

Points in the paint-UTEP 26, Oregon 22. Points off turnovers-UTEP 12, Oregon 12.

2nd chance points-UTEP 10, Oregon 7. Fast break points-UTEP 2, Oregon 10.

Bench points-UTEP 27, Oregon 22. Score tied-3 times. Lead changed-7 times.

Last FG-UTEP 2nd-00:59, Oregon 2nd-00:22.

Largest lead-UTEP by 4 1st-18:45, Oregon by 9 2nd-15:21.

## UTEP 73, NM State 69

Dec. 11, 2011 • El Paso, Texas • Don Haskins Center

Player	fg	fga	ft	fta	of	de	tot	pf	tp	a	to	blk	s	min			
McKines	f	1	7	0	2	2	2	0	11	11	3	4	2	2	0	35	
Watson	f	5	8	0	0	1	2	3	0	3	5	1	1	1	0	4	24
Rahman	c	1	2	0	0	0	6	10	2	4	3	8	1	0	0	19	
Kabongo	g	3	10	3	6	0	0	5	4	9	7	4	1	2	35		
Laroché	g	5	7	4	4	2	4	1	2	2	16	3	0	1	35		
Sy	g	2	9	1	7	3	4	1	3	4	8	1	2	1	22		
Nephew	g	2	2	0	0	1	4	0	0	3	5	0	2	0	0	20	
Mullings	g	2	2	2	2	2	6	0	1	1	8	0	0	0	0	10	
TEAM							0	0	0								
Totals		21	47	10	21	17	32	7	23	30	25	69	15	11	2	8	200

TOTAL FG%	1st Half: 11-22 50.0%	2nd Half: 10-25 40.0%	Game: 44.7%	DEADBALL
3-Pt. FG%	1st Half: 6-11 54.5%	2nd Half: 4-10 40.0%	Game: 47.6%	REBOUNDS
FThrow %	1st Half: 10-20 50.0%	2nd Half: 7-12 58.3%	Game: 53.1%	7

Player	fg	fga	ft	fta	of	de	tot	pf	tp	a	to	blk	s	min				
McCulley	f	8	10	1	3	1	4	5	8	13	3	18	7	5	1	3	36	
Lang	f	2	3	0	0	0	1	0	3	3	4	4	0	0	1	0	18	
Washburn	f	7	13	1	4	1	2	2	1	3	2	16	4	1	1	0	37	
Streeter	g	0	2	0	0	0	5	8	0	4	4	3	5	6	5	0	0	31
Perez	g	6	13	4	6	3	6	0	4	4	2	19	4	1	1	2	37	
Ragland	g	0	5	0	2	2	2	0	0	0	2	0	0	0	0	0	9	
Vint	g	0	1	0	1	1	2	2	3	5	2	1	0	1	2	0	12	
Moore	g	2	3	1	1	2	1	2	1	2	5	6	0	0	0	0	8	
Campbell	g	1	2	0	0	0	0	0	0	1	2	0	0	0	0	0	12	
TEAM							2	3	5									
Totals		26	52	7	17	14	27	12	27									

# [2011-12 BOX SCORES]

## UTEP 61, Clemson 48

Dec. 22, 2011 • Honolulu, Hawaii • Stan Sheriff Center

UTEP Player	fg	fga	3-pt	3-pt fga	ft	fta	of	de	tot	pf	tp	a	to	blk	s	min	
Lang	f	2	3	0	0	1	1	2	5	7	4	5	1	3	0	1	33
McCulley	f	3	7	0	2	0	0	0	6	6	4	6	0	2	1	1	23
Washburn	f	1	2	0	1	0	0	2	2	0	2	1	3	0	0	13	
Perez	g	6	12	3	6	6	7	0	3	3	1	7	2	2	0	40	
Streeter	g	2	4	1	2	2	0	1	1	1	2	7	7	3	0	34	
Cooper	g	4	7	3	6	0	0	0	1	1	1	1	2	0	0	22	
Ragland	g	0	0	0	0	0	0	0	0	1	0	0	0	0	0	5	
Bohannon	g	2	6	0	1	2	1	5	6	2	5	0	3	1	0	25	
Campbell	g	0	2	0	2	0	0	1	1	0	0	0	0	0	1	5	
TEAM																	
Totals		22	43	7	20	10	12	4	25	29	15	61	13	16	2	4	200

TOTAL FG%	1st Half: 10-18 55.6%	2nd Half: 12-25 48.0%	Game: 51.2%	DEADBALL
3-Pt. FG%	1st Half: 1-6 16.7%	2nd Half: 6-14 42.9%	Game: 35.0%	REBOUNDS
FThrow %	1st Half: 3-4 75.0%	2nd Half: 7-8 87.5%	Game: 83.3%	4

Clemson Player	fg	fga	3-pt	3-pt fga	ft	fta	of	de	tot	pf	tp	a	to	blk	s	min	
Booker	f	2	9	0	1	2	3	2	5	2	5	1	1	0	1	34	
Baciu	c	1	3	0	0	0	1	0	1	1	2	0	0	0	0	6	
Hall	g	0	8	0	1	2	0	4	4	4	1	2	0	0	0	24	
Smith	g	3	4	1	2	0	0	4	4	4	7	2	2	0	3	35	
Young	g	1	9	0	6	4	1	3	4	0	6	2	2	0	1	38	
Sapp	g	0	4	0	3	2	1	0	1	2	0	0	2	0	0	8	
Fields	g	0	0	0	0	0	0	0	0	0	0	0	0	0	0	1	
Narcisse	g	0	2	0	2	1	2	1	0	1	1	0	0	0	0	3	
Sullivan	g	0	1	0	0	0	0	1	1	0	0	0	0	0	0	6	
Jennings	g	6	8	0	1	0	2	2	4	2	12	0	1	0	1	24	
McDaniels	g	4	8	2	5	3	4	3	1	4	13	0	2	2	1	21	
TEAM																	
Totals		17	56	3	21	11	16	16	14	30	14	48	6	11	2	7	200

TOTAL FG%	1st Half: 9-28 32.1%	2nd Half: 8-28 28.6%	Game: 30.4%	DEADBALL
3-Pt. FG%	1st Half: 1-10 10.0%	2nd Half: 2-11 18.2%	Game: 14.3%	REBOUNDS
FThrow %	1st Half: 5-6 83.3%	2nd Half: 6-10 60.0%	Game: 68.8%	4

Officials: Ted Valentine, Chris Beaver, John Stigliano  
Attendance: 6,751

### Score by Periods

UTEP	1st	2nd	Total
UTEP	24	37	61
Clemson	24	24	48

Points in the paint-UTEP 26, Clemson 20. Points off turnovers-UTEP 7, Clemson 13.  
2nd chance points-UTEP 2, Clemson 13. Fast break points-UTEP 2, Clemson 4.  
Bench points-UTEP 16, Clemson 26. Score tied-5 times. Lead changed-6 times.  
Last FG-UTEP 2nd-01:01, Clemson 2nd-01:32.  
Largest lead-UTEP by 14 2nd-01:01, Clemson by 5 2nd-18:52.

## Kansas State 78, UTEP 70

Dec. 23, 2011 • Honolulu, Hawaii • Stan Sheriff Center

UTEP Player	fg	fga	3-pt	3-pt fga	ft	fta	of	de	tot	pf	tp	a	to	blk	s	min	
Lang	f	3	5	0	0	6	9	0	4	4	4	12	0	1	1	0	27
McCulley	f	1	4	0	0	5	6	2	4	6	3	7	1	2	0	1	33
Washburn	f	5	10	1	3	2	4	1	1	2	2	13	1	0	0	1	36
Perez	g	4	8	2	3	0	1	0	1	1	4	10	3	2	0	1	34
Streeter	g	3	11	1	5	8	10	1	1	2	2	15	6	2	0	1	38
Cooper	g	1	2	1	1	0	0	0	0	0	3	1	2	0	0	17	
Perry	g	0	0	0	0	0	0	0	0	0	1	0	0	0	0	0	
Bohannon	g	3	3	0	0	4	4	2	4	6	5	10	1	2	0	14	
TEAM																	
Totals		20	43	5	12	25	34	6	15	21	21	70	13	12	1	4	200

TOTAL FG%	1st Half: 8-14 57.1%	2nd Half: 12-29 41.4%	Game: 46.5%	DEADBALL
3-Pt. FG%	1st Half: 2-3 66.7%	2nd Half: 3-9 33.3%	Game: 41.7%	REBOUNDS
FThrow %	1st Half: 14-20 70.0%	2nd Half: 11-14 78.6%	Game: 73.5%	5

Kansas State Player	fg	fga	3-pt	3-pt fga	ft	fta	of	de	tot	pf	tp	a	to	blk	s	min	
Samuels	f	1	8	0	1	8	11	4	8	12	3	10	0	1	0	0	32
Gipson	f	2	6	0	0	0	2	3	5	4	4	4	0	1	0	0	16
Irving	g	3	5	1	2	0	0	1	0	1	1	7	0	1	0	1	16
McGruder	g	2	7	0	2	0	0	2	4	6	2	4	0	0	0	0	20
Spradling	g	4	6	1	2	2	2	0	2	2	2	11	2	2	0	0	29
Southwell	g	1	5	0	0	0	0	2	1	3	1	2	6	0	0	0	18
Ojeleye	g	0	0	0	0	0	0	0	0	0	2	0	0	0	0	0	4
Rodriguez	g	5	9	2	3	4	4	1	1	2	3	16	4	4	0	0	29
Diaz	g	3	5	0	0	2	2	1	3	1	8	0	0	1	0	10	
Henriquez	g	3	4	0	0	2	7	2	0	2	3	8	0	1	1	0	17
Jones	g	3	4	2	2	0	0	0	0	1	8	0	2	0	0	9	
TEAM																	
Totals		27	59	6	12	18	26	18	21	39	23	78	12	12	2	1	200

TOTAL FG%	1st Half: 15-32 46.9%	2nd Half: 12-27 44.4%	Game: 45.8%	DEADBALL
3-Pt. FG%	1st Half: 3-6 50.0%	2nd Half: 3-6 50.0%	Game: 50.0%	REBOUNDS
FThrow %	1st Half: 12-14 85.7%	2nd Half: 6-12 50.0%	Game: 69.2%	7

Officials: Ted Valentine, Mike Thibodeaux, Jeff Malham  
Attendance: 6,676

### Score by Periods

UTEP	1st	2nd	Total
UTEP	32	38	70
Kansas State	45	33	78

Points in the paint-UTEP 24, KSU 34. Points off turnovers-UTEP 9, KSU 20.  
2nd chance points-UTEP 11, KSU 18. Fast break points-UTEP 0, KSU 0.  
Bench points-UTEP 13, KSU 42. Score tied-8 times. Lead changed-6 times.  
Last FG-UTEP 2nd-00:18, KSU 2nd-00:31.  
Largest lead-UTEP by 5 1st-12:53, KSU by 15 2nd-18:58.

## UTEP 83, Auburn 76

Dec. 25, 2011 • Honolulu, Hawaii • Stan Sheriff Center

UTEP Player	fg	fga	3-pt	3-pt fga	ft	fta	of	de	tot	pf	tp	a	to	blk	s	min	
McCulley	f	2	3	1	1	5	7	1	2	3	4	10	3	1	0	1	22
Washburn	f	3	11	0	0	0	0	0	0	0	1	6	1	3	2	0	37
Bohannon	c	6	9	0	0	8	9	5	4	9	1	20	3	1	0	2	32
Perez	g	4	9	4	6	6	8	0	2	2	3	18	2	1	0	0	36
Streeter	g	4	6	3	4	1	2	0	3	3	5	12	5	3	0	1	38
Cooper	g	2	4	1	2	2	2	0	0	0	1	7	1	0	0	0	9
Lang	g	5	7	0	0	1	1	5	6	3	10	1	2	1	0	0	26
Campbell	g	0	0	0	0	0	0	0	0	0	0	0	0	0	0	0	7
TEAM																	
Totals		26	49	9	13	22	29	8	17	25	18	83	16	11	3	4	200

TOTAL FG%	1st Half: 13-29 44.8%	2nd Half: 13-20 65.0%	Game: 53.1%	DEADBALL
3-Pt. FG%	1st Half: 4-6 66.7%	2nd Half: 5-7 71.4%	Game: 69.2%	REBOUNDS
FThrow %	1st Half: 7-10 70.0%	2nd Half: 15-19 78.9%	Game: 75.9%	2

Auburn Player	fg	fga	3-pt	3-pt fga	ft	fta	of	de	tot	pf	tp	a	to	blk	s	min	
Langford	f	6	10	1	3	3	5	1	2	3	3	16	0	2	0	0	21
Ward	g	4	8	0	3	3	10	2	1	3	2	18	6	3	0	0	32
Gabriel	f	10	14	3	4	1	1	2	6	8	3	24	4	4	2	2	37
Sullivan	g	2	5	1	4	2	2	0	2	2	5	7	1	2	0	0	31
Chubb	g	0	6	0	0	0	0	1	2	3	2	0	2	0	0	2	28
Denson	g	2	4	2	3	3	4	2	1	3	4	9	0	0	0	0	19
McAfee	g	0	1	0	1	0	0	0	0	0	1	0	0	0	0	2	
Wallace	g	0	0	0	0	0	0	0	0	0	1	0	2	0	0	1	
Johnson	g	0	6	0	3	0	0	1	2	3	1	0	1	1	0	0	8
Forbes	g	0</															



# [2011-12 BOX SCORES]

## UTEP 79, Arkansas-Pine Bluff 58

Dec. 29, 2011 • El Paso, Texas • Don Haskins Center

Ark.-Pine Bluff	tot-fg	3-pt	rebounds													
Player	fg	fga	fg	fga	ft	fta	of	de	tot	pf	tp	a	to	blk	s	min
Allen	f	2	3	0	1	1	0	0	0	1	5	0	1	0	1	15
Broughton	f	11	17	5	8	3	5	2	3	5	4	30	0	0	0	28
Johnson	g	1	1	0	0	0	0	0	3	3	0	2	2	0	0	30
Anderson	g	7	15	2	6	2	2	2	4	6	4	18	1	2	0	35
Townsend	g	1	10	0	1	2	0	3	3	2	3	2	0	0	1	31
Jackson	g	2	0	2	0	0	1	0	1	0	2	0	0	0	0	18
Floyd	g	0	0	0	0	0	0	0	1	1	0	0	0	0	0	20
Harris	g	0	1	0	0	0	0	1	0	1	0	0	0	0	0	6
Nelson	g	0	1	0	0	0	0	0	0	0	0	0	0	0	0	2
Smith	g	0	0	0	0	0	0	0	0	0	0	0	0	0	0	5
Jones	g	0	0	0	0	0	0	0	0	0	0	0	1	0	0	1
Weathers	g	0	0	0	0	0	0	0	0	0	0	0	0	0	0	1
Beiley	g	0	0	0	0	0	0	0	0	0	0	0	0	0	0	8
TEAM																
Totals	22	50	7	19	7	10	7	17	24	12	58	8	6	0	4	200

TOTAL FG%	1st Half: 12-26 46.2%	2nd Half: 10-24 41.7%	Game: 44.0%	DEADBALL
3-Pt. FG%	1st Half: 4-9 44.4%	2nd Half: 3-10 30.0%	Game: 36.8%	REBOUNDS
FThrow %	1st Half: 6-8 75.0%	2nd Half: 1-2 50.0%	Game: 70.0%	2

UTEP	tot-fg	3-pt	rebounds													
Player	fg	fga	fg	fga	ft	fta	of	de	tot	pf	tp	a	to	blk	s	min
McCulley	f	8	11	0	2	2	3	1	4	1	18	5	0	0	0	32
Lang	f	9	9	0	0	4	6	3	2	5	2	22	0	0	0	22
Bohannon	c	5	10	0	0	4	6	4	6	10	1	14	7	1	0	29
Streeter	g	4	5	0	0	0	0	0	5	5	1	8	4	1	0	33
Perez	g	3	8	2	6	1	2	0	0	0	3	9	1	0	1	21
Cooper	g	0	4	0	4	0	0	0	4	4	1	0	1	0	0	16
Ragland	g	2	6	1	4	0	0	0	0	0	1	5	3	0	0	25
Perry	g	0	0	0	0	0	0	0	0	0	0	0	0	0	0	2
Tajofa	g	0	1	0	1	0	0	0	0	0	1	0	1	0	1	2
Campbell	g	1	1	1	1	0	0	0	1	1	0	3	2	2	0	18
TEAM																
Totals	32	55	4	18	11	16	11	22	33	11	79	22	8	0	3	200

TOTAL FG%	1st Half: 20-28 71.4%	2nd Half: 12-27 44.4%	Game: 58.2%	DEADBALL
3-Pt. FG%	1st Half: 3-9 33.3%	2nd Half: 1-9 11.1%	Game: 22.2%	REBOUNDS
FThrow %	1st Half: 4-6 66.7%	2nd Half: 7-10 70.0%	Game: 68.8%	0

Officials: Tom O'Neill, Bob Staffen, Brent Dugas  
 Attendance: 6,753  
**Score by Periods**  

Arkansas-Pine Bluff	1st	2nd	Total
Arkansas-Pine Bluff	34	24	58
UTEP	47	32	79

Points in the paint-UTEP 46, UAPB 6. Points off turnovers-UTEP 6, UAPB 7.  
 2nd chance points-UTEP 13, UAPB 4. Fast break points-UTEP 6, UAPB 0.  
 Bench points-UTEP 8, UAPB 0. Score tied-2 times. Lead changed-2 times.  
 Last FG-UTEP 2nd-02:34, UAPB 2nd-06:49.  
 Largest lead-UTEP by 21 2nd-02:12, UAPB by 2 1st-10:00.

## Marshall 76, UTEP 60

Jan. 4, 2012 • Huntington, W. Va. • Cam Henderson Center

UTEP	tot-fg	3-pt	rebounds													
Player	fg	fga	fg	fga	ft	fta	of	de	tot	pf	tp	a	to	blk	s	min
McCulley	f	3	6	0	1	0	1	2	5	6	3	0	1	2	3	23
Washburn	f	6	12	1	3	2	3	0	4	4	1	15	1	2	1	33
Bohannon	c	5	11	0	0	1	1	5	6	4	1	11	2	2	0	28
Perez	g	2	5	1	3	4	1	2	3	0	8	0	0	0	0	29
Streeter	g	4	8	0	1	4	0	2	2	2	12	6	4	0	2	30
Cooper	g	0	4	0	2	0	0	0	0	0	0	2	1	0	0	16
Ragland	g	0	3	0	1	0	0	0	0	0	0	1	0	0	0	12
Perry	g	0	0	0	0	0	0	0	0	0	0	0	0	0	0	3
Lang	g	3	3	0	0	1	1	2	5	6	0	1	0	0	0	18
Campbell	g	1	1	0	0	2	0	1	1	2	0	1	0	1	0	8
TEAM																
Totals	24	53	2	9	10	15	6	17	23	18	60	15	13	2	8	200

TOTAL FG%	1st Half: 16-24 66.7%	2nd Half: 8-29 27.6%	Game: 45.3%	DEADBALL
3-Pt. FG%	1st Half: 1-3 33.3%	2nd Half: 1-6 16.7%	Game: 22.2%	REBOUNDS
FThrow %	1st Half: 1-2 50.0%	2nd Half: 9-13 69.2%	Game: 66.7%	2

Marshall	tot-fg	3-pt	rebounds														
Player	fg	fga	fg	fga	ft	fta	of	de	tot	pf	tp	a	to	blk	s	min	
Tinnon	f	5	9	0	0	5	6	3	7	10	0	15	4	2	0	3	28
Goff	f	1	2	0	0	1	2	0	1	1	5	3	1	0	0	0	13
Pitts	g	2	7	1	5	2	2	1	2	3	2	7	6	3	1	0	30
Johnson	g	3	8	2	6	4	4	0	5	5	3	12	1	1	0	31	
Kane	g	5	12	0	1	0	3	2	5	2	10	3	2	1	0	35	
Martin	g	1	1	0	0	0	0	0	1	0	2	0	0	0	0	2	
Hanner	g	3	7	0	2	4	3	3	6	0	8	1	0	0	0	12	
Pena	g	3	4	3	4	0	0	0	0	0	1	9	2	2	0	20	
Spikes	g	5	9	0	0	0	5	3	8	1	10	0	2	1	1	23	
Mbao	g	0	0	0	0	0	0	0	1	0	0	0	0	1	0	3	
Kambola	g	0	0	0	0	0	0	0	0	0	0	0	0	0	0	3	
TEAM																	
Totals	28	59	6	16	14	18	16	26	42	14	76	18	14	3	9	200	

TOTAL FG%	1st Half: 16-30 53.3%	2nd Half: 12-29 41.4%	Game: 47.5%	DEADBALL
3-Pt. FG%	1st Half: 2-7 28.6%	2nd Half: 4-9 44.4%	Game: 37.5%	REBOUNDS
FThrow %	1st Half: 5-6 83.3%	2nd Half: 9-12 75.0%	Game: 77.8%	2

Officials: Bryan Kersey, Karl Hess, James Breeding  
 Attendance: 5,229  
**Score by Periods**  

UTEP	1st	2nd	Total
UTEP	34	26	60
Marshall	39	37	76

Points in the paint-UTEP 40, Marshall 40. Points off turnovers-UTEP 18, Marshall 20.  
 2nd chance points-UTEP 8, Marshall 18. Fast break points-UTEP 6, Marshall 4.  
 Bench points-UTEP 8, Marshall 29. Score tied-1 time. Lead changed-4 times.  
 Last FG-UTEP 2nd-00:10, Marshall 2nd-01:15.  
 Largest lead-UTEP by 9 1st-09:24, Marshall by 23 2nd-02:28.

## UTEP 70, Houston 50

Jan. 7, 2012 • El Paso, Texas • Don Haskins Center

Houston	tot-fg	3-pt	rebounds													
Player	fg	fga	fg	fga	ft	fta	of	de	tot	pf	tp	a	to	blk	s	min
Harris	f	1	5	0	0	0	0	2	2	3	2	2	1	1	1	20
Thomas	f	4	8	0	0	1	3	0	2	2	9	2	2	1	1	25
Thompson	g	3	9	2	3	0	0	1	2	1	8	4	1	0	0	31
Thibodeaux	g	1	2	0	0	0	0	1	3	4	1	2	2	5	0	32
Simmons	g	3	7	0	2	0	0	2	2	3	6	1	3	0	0	32
Young	g	5	10	3	6	1	2	0	1	1	14	2	3	0	0	28
Jones	g	0	0	0	0	0	0	0	0	0	0	0	0	0	0	1
Gibson	g	2	3	0	0	0	0	1	2	3	2	4	1	1	0	18
Van Slyke	g	2	6	1	3	0	0	0	3	3	5	0	0	0	0	13
TEAM																
Totals	21	50	6	14	2	5	3	17	20	16	50	13	16	3	5	200

TOTAL FG%	1st Half: 13-21 61.9%	2nd Half: 8-29 27.6%	Game: 42.0%	DEADBALL
3-Pt. FG%	1st Half: 4-6 66.7%	2nd Half: 2-8 25.0%	Game: 42.9%	REBOUNDS
FThrow %	1st Half: 1-2 50.0%	2nd Half: 1-3 33.3%	Game: 40.0%	0

UTEP	tot-fg	3-pt	rebounds													
Player	fg	fga	fg	fga	ft	fta	of	de	tot	pf	tp	a	to	blk	s	min
McCulley	f	9	11	3	3	1	1	2	3	1	22	4	2	0	2	30
Washburn	f	9	12	1	2	0	0	1	2	3	19	1	3	0	1	35
Bohannon	c	6	10	0	0	2	5	0	11	11	3	14	3	5	2	21
Streeter	g	1	3	0	0	1	2	0	3	3	4	3	3	0	0	30
Ragland	g	1	2	0	1	0	0	0	2	2	0	2	2	0	0	16
Cooper	g	1	3	0	1	0	0	0	3	3	0	2	3	0	0	23
Lang	g	2	6	0	0	2</										

# [2011-12 BOX SCORES]

## JULIAN WASHBURN



### Tulane 66, UTEP 58

Jan. 21, 2012 • New Orleans, La. • Fogelman Arena

Player	tot-fg		3-pt		rebounds		pf	tp	a	blk	s	min					
	fg	fga	fg	fga	ft	fta							of	de	tot		
McCulley	f	2	5	0	1	0	0	1	3	4	1	4	2	2	0	31	
Washburn	f	6	10	1	2	0	0	0	1	1	1	13	1	1	0	33	
Bohannon	c	6	9	0	0	1	3	2	6	8	5	13	3	5	0	1	28
Perez	g	3	6	2	5	6	7	0	1	1	2	14	4	5	0	1	34
Streeter	g	2	4	1	2	2	3	0	5	5	7	3	1	0	1	37	
Cooper	g	0	3	0	2	0	0	0	0	0	2	0	1	0	0	6	
Lang	g	2	4	0	0	3	4	2	3	5	2	7	1	2	1	21	
Campbell	g	0	0	0	0	0	0	0	0	0	2	0	0	2	0	9	
TEAM											0	3					
Totals		21	41	4	12	12	17	5	22	27	20	58	15	18	1	6	200

TOTAL FG%	1st Half: 12-22 54.5%	2nd Half: 9-19 47.4%	Game: 51.2%	DEADBALL
3-Pt. FG%	1st Half: 1-3 33.3%	2nd Half: 3-9 33.3%	Game: 33.3%	REBOUNDS
FThrow %	1st Half: 3-6 50.0%	2nd Half: 9-11 81.8%	Game: 70.6%	3

Player	tot-fg		3-pt		rebounds		pf	tp	a	blk	s	min					
	fg	fga	fg	fga	ft	fta							of	de	tot		
Davis	f	4	10	0	0	0	2	1	10	11	1	8	5	2	0	1	37
Thomas	f	0	1	0	0	0	0	1	1	2	0	0	0	0	0	0	3
Tarrant	g	6	9	0	2	10	11	1	1	2	22	5	2	0	6	38	
Rogers	g	2	6	1	3	0	2	0	0	1	5	2	0	0	2	26	
Callahan	g	3	6	2	4	0	0	0	1	1	2	8	1	3	0	1	37
Cherry	g	2	6	1	3	2	2	0	0	0	2	7	0	0	0	10	
Ziegenhagen	g	1	0	1	0	0	0	0	0	0	0	0	0	0	0	3	
Hook	g	1	4	1	4	0	0	1	1	0	3	0	2	0	0	9	
Nwogbo	g	0	0	0	0	0	0	0	0	0	0	0	0	0	1	3	
Drye	g	6	7	0	0	1	2	4	3	7	3	13	0	3	0	36	
TEAM											1	2					
Totals		24	50	5	17	13	19	7	19	26	12	66	13	12	1	10	200

TOTAL FG%	1st Half: 11-26 42.3%	2nd Half: 13-24 54.2%	Game: 48.0%	DEADBALL
3-Pt. FG%	1st Half: 2-9 22.2%	2nd Half: 3-8 37.5%	Game: 29.4%	REBOUNDS
FThrow %	1st Half: 4-6 66.7%	2nd Half: 9-13 69.2%	Game: 68.4%	2

Officials: Ted Hillary, Brent Dugas, Jason Baker

Attendance: 2,247

#### Score by Periods

UTEP 28 30 58

Tulane 28 38 66

Points in the paint-UTEP 24, Tulane 32. Points off turnovers-UTEP 7, Tulane 19. 2nd chance points-UTEP 2, Tulane 2. Fast break points-UTEP 2, Tulane 10. Bench points-UTEP 7, Tulane 23. Score tied 5 times. Lead changed-11 times. Last FG-UTEP 2nd-00:05, Tulane 2nd-00:28. Largest lead-UTEP by 5 1st-12:27, Tulane by 9 three times.

### Houston 81, UTEP 76 (OT)

Jan. 28, 2012 • Houston, Texas • Hofheinz Pavilion

Player	tot-fg		3-pt		rebounds		pf	tp	a	blk	s	min					
	fg	fga	fg	fga	ft	fta							of	de	tot		
McCulley	f	4	8	0	1	3	4	2	1	3	5	11	1	0	0	1	18
Washburn	f	6	11	3	4	1	2	1	7	8	4	16	2	3	0	1	37
Bohannon	c	6	9	0	1	5	8	2	11	13	2	17	2	4	1	0	38
Streeter	g	2	7	0	1	2	2	1	2	3	2	6	4	1	0	0	42
Perez	g	5	14	1	3	1	1	0	2	2	4	12	3	1	0	1	42
Cooper	g	2	6	1	3	2	2	0	0	0	1	7	0	1	0	1	20
Perry	g	0	0	0	0	2	1	0	1	0	1	0	0	0	0	3	
Lang	g	3	5	0	0	0	0	3	1	4	5	6	0	2	0	1	25
TEAM											1	2					
Totals		28	60	5	13	15	21	11	25	36	23	76	12	12	1	5	225

TOTAL FG%	1st Half: 14-23 60.9%	2nd Half: 10-30 33.3%	OT: 4-7 57.1%	Game: 46.7%	DEADBALL
3-Pt. FG%	1st Half: 3-6 50.0%	2nd Half: 1-4 25.0%	OT: 1-3 33.3%	Game: 38.5%	REBOUNDS
FThrow %	1st Half: 7-8 87.5%	2nd Half: 7-12 58.3%	OT: 1-1 100.0%	Game: 71.4%	4

Player	tot-fg		3-pt		rebounds		pf	tp	a	blk	s	min					
	fg	fga	fg	fga	ft	fta							of	de	tot		
Harris	f	3	9	0	2	9	11	5	7	12	3	15	2	1	1	1	33
Thomas	f	6	11	0	0	4	6	7	5	12	0	16	2	1	4	0	36
Thompson	g	5	11	0	2	0	0	0	1	1	10	2	1	0	2	34	
Thibodeaux	g	2	8	1	6	2	3	0	4	4	2	7	1	1	0	0	32
Simmons	g	10	18	1	5	4	5	2	4	6	0	25	1	1	1	0	43
Young	g	3	4	2	3	0	0	0	1	1	2	8	1	0	0	1	27
Jones	g	0	0	0	0	0	0	0	0	0	0	0	0	0	2	0	3
Gibson	g	0	4	0	0	0	0	1	1	2	3	0	0	0	0	0	9
Van Slyke	g	0	2	0	1	0	0	0	0	0	4	0	0	1	0	0	8
TEAM											2	0					
Totals		29	67	4	19	19	25	17	23	40	15	81	9	8	6	4	225

TOTAL FG%	1st Half: 9-26 34.6%	2nd Half: 15-32 46.9%	OT: 9-9 55.6%	Game: 43.3%	DEADBALL
3-Pt. FG%	1st Half: 1-14 7.1%	2nd Half: 3-11 27.3%	OT: 0-1 0.0%	Game: 21.1%	REBOUNDS
FThrow %	1st Half: 6-9 66.7%	2nd Half: 8-11 72.7%	OT: 5-5 100.0%	Game: 76.0%	2

Officials: Joe DeRosa, Larry Spaulding, Jeff Malham

Attendance: 4,358

#### Score by Periods

UTEP 38 28 10 76

Houston 25 41 15 81

Points in the paint-UTEP 30, Houston 34. Points off turnovers-UTEP 14, Houston 13. 2nd chance points-UTEP 18, Houston 14. Fast break points-UTEP 4, Houston 4. Bench points-UTEP 14, Houston 8. Score tied-6 times. Lead changed-10 times. Last FG-UTEP OT-00:49, Houston OT-00:34. Largest lead-UTEP by 15 1st-00:22, Houston by 5 OT-00:05.

### Rice 77, UTEP 75

Feb. 1, 2012 • Houston, Texas • Tudor Fieldhouse

Player	tot-fg		3-pt		rebounds		pf	tp	a	blk	s	min					
	fg	fga	fg	fga	ft	fta							of	de	tot		
McCulley	f	7	15	2	4	7	8	3	7	10	3	23	2	1	1	2	35
Washburn	f	7	14	1	3	1	2	0	2	2	1	16	2	1	1	2	35
Bohannon	c	6	10	0	0	6	7	3	9	12	5	18	1	5	5	1	34
Perez	g	6	14	2	4	0	0	0	3	3	3	14	2	2	1	2	36
Streeter	g	1	2	0	0	0	0	1	3	4	3	2	6	3	0	2	34
Cooper	g	0	2	0	0	0	0	0	0	0	1	0	0	0	0	11	
Lang	g	1	5	0	0	0	2	2	4	3	2	1	0	1	0	12	
Campbell	g	0	1	0	0	0	0	0	0	0	1	0	0	0	0	4	
TEAM											1	2					
Totals		28	63	5	12	14	17	10	27	37	20	75	14	13	9	9	200

TOTAL FG%	1st Half: 15-32 46.9%	2nd Half: 13-31 41.9%	Game: 44.4%	DEADBALL
3-Pt. FG%	1st Half: 4-8 50.0%	2nd Half: 4-11 36.4%	Game: 41.7%	REBOUNDS
FThrow %	1st Half: 6-7 85.7%	2nd Half: 8-10 80.0%	Game: 82.4%	0

Player	tot-fg		3-pt		rebounds		pf	tp	a	blk	s	min					
	fg	fga	fg	fga	ft	fta							of	de	tot		
Ibrahim	f	4	12	1	5	0	1	0	4	4	1	9	2	2	1	0	31
Reischel	f	7	12	3	3	3	4	2	6	0	20	2	2	0	5	27	
Kazemi	f	6	8	0	0	8	10	2	7	9	4	20	2	1	0	1	25
Jackson	g	0	3	0	1	0	1	0	1	1	3	0	4	2	0	0	27
Frizzelle	g	4	10	1	2	0	0	0	0	0	1	9	5	2	0	0	34
DuBoise	g	1	2	0	0	1	2	0	1	1	0	3	0	0	0	1	8
Kuipers	g	1	3	1	2	0	0	1	1	2	1	3	0	0	0	0	9
Chadwick	g	0	0	0	0	0	0	0	0	0	0	0	0	0	0	0	2
Ennis	g	0	3	0	2	2	2	1	5	6	1						



# [2011-12 BOX SCORES]

## UAB 61, UTEP 60

Feb. 4, 2012 • El Paso, Texas • Don Haskins Center

Player	fg	fga	3-pt	3-pt	ft	fta	of	de	tot	pf	tp	a	to	blk	s	min	
Soko	f	2	12	0	0	3	4	7	7	3	4	4	4	2	2	37	
Moore	f	4	12	0	1	3	5	4	7	2	11	1	4	6	3	36	
Williams	g	0	0	0	0	0	0	1	1	1	0	2	0	0	0	15	
Purifoy	g	4	8	2	6	2	3	1	2	3	1	12	1	0	0	31	
Taylor	g	3	7	1	4	1	2	0	0	0	8	4	5	0	1	35	
Tyler	g	3	4	1	2	0	1	1	2	4	7	2	2	0	0	14	
Whitaker	g	0	0	0	0	0	0	0	0	0	0	0	0	0	0	1	
Swing	g	7	13	5	8	0	1	5	6	2	19	2	0	0	0	31	
TEAM																	
Totals		23	53	9	21	6	10	12	22	34	13	61	16	15	8	6	200

TOTAL FG%	1st Half: 11-30 36.7%	2nd Half: 12-23 52.2%	Game: 43.4%	DEADB
3-Pt. FG%	1st Half: 5-14 35.7%	2nd Half: 4-7 57.1%	Game: 42.9%	REBOUNDS
FThrow %	1st Half: 4-6 66.7%	2nd Half: 2-4 50.0%	Game: 60.0%	3

Player	fg	fga	3-pt	3-pt	ft	fta	of	de	tot	pf	tp	a	to	blk	s	min	
McCulley	f	3	12	0	3	3	4	1	5	6	3	9	4	2	1	34	
Washburn	f	7	10	0	0	2	3	2	0	2	2	16	4	2	0	1	35
Bohannon	f	10	14	0	0	2	2	3	5	8	2	22	3	4	0	36	
Streeter	g	2	6	2	2	0	0	1	1	0	6	5	2	0	1	31	
Perez	g	2	8	1	3	0	0	1	3	4	3	5	2	1	0	29	
Cooper	g	1	0	0	0	0	0	2	2	0	0	0	0	0	0	8	
Ragland	g	1	2	0	1	0	0	0	0	0	2	0	0	0	0	10	
Lang	g	0	2	0	0	0	1	1	2	1	0	0	1	0	1	10	
Campbell	g	0	0	0	0	0	0	1	1	1	0	0	1	1	0	7	
TEAM																	
Totals		25	55	3	9	7	9	10	19	29	11	60	16	12	5	4	200

TOTAL FG%	1st Half: 13-28 46.4%	2nd Half: 12-27 44.4%	Game: 45.5%	DEADB
3-Pt. FG%	1st Half: 1-3 33.3%	2nd Half: 2-6 33.3%	Game: 33.3%	REBOUNDS
FThrow %	1st Half: 0-0 0.0%	2nd Half: 7-9 77.8%	Game: 77.8%	0

Officials: Ted Hillary, Warren Evans, Brent Dugas

Attendance: 7,838

Score by Periods	1st	2nd	Total
UAB	31	30	61
UTEP	27	33	60

Points in the paint-UTEP 30, UAB 18. Points off turnovers-UTEP 16, UAB 16.  
2nd chance points-UTEP 13, UAB 9. Fast break points-UTEP 4, UAB 0.  
Bench points-UTEP 2, UAB 26. Score tied-6 times. Lead changed-9 times.  
Last FG-UTEP 2nd-04:30, UAB 2nd-00:51.  
Largest lead-UTEP by 5 two times, UAB by 8 two times.

## UTEP 64, Tulsa 55

Feb. 8, 2012 • El Paso, Texas • Don Haskins Center

Player	fg	fga	3-pt	3-pt	ft	fta	of	de	tot	pf	tp	a	to	blk	s	min	
Magley	f	1	4	0	0	1	2	3	6	4	3	1	2	0	0	29	
Maduka	c	1	4	0	0	0	4	0	3	3	2	0	3	0	0	13	
McClellan	g	4	9	1	2	3	5	2	1	3	4	12	1	3	0	0	
Clarkson	g	6	13	1	7	3	4	1	4	5	2	16	5	2	0	36	
Haralson	g	4	12	4	11	1	3	0	3	0	13	1	0	0	0	36	
Smith	g	0	0	0	0	0	0	1	1	1	0	0	0	0	0	3	
Booker	g	0	0	0	0	0	0	0	0	0	0	0	0	0	0	0	
Peete	g	1	7	0	4	0	1	3	4	4	2	0	2	0	1	30	
Idlet	g	2	6	0	0	2	4	1	5	5	6	1	1	0	0	25	
Sanger	g	0	0	0	0	0	0	0	0	0	0	0	0	0	0	0	
Richard	g	0	1	0	0	1	2	0	5	3	1	0	0	0	1	14	
TEAM																	
Totals		19	56	6	24	11	22	15	23	38	26	55	9	13	0	2	200

TOTAL FG%	1st Half: 8-25 32.0%	2nd Half: 11-31 35.5%	Game: 33.9%	DEADB
3-Pt. FG%	1st Half: 4-14 28.6%	2nd Half: 2-10 20.0%	Game: 25.0%	REBOUNDS
FThrow %	1st Half: 3-6 50.0%	2nd Half: 8-16 50.0%	Game: 50.0%	3

Player	fg	fga	3-pt	3-pt	ft	fta	of	de	tot	pf	tp	a	to	blk	s	min	
McCulley	f	3	9	0	3	1	3	2	6	8	4	7	1	2	1	31	
Lang	f	2	2	0	1	2	2	4	6	4	5	1	4	0	1	24	
Washburn	f	6	13	0	1	5	0	4	4	1	13	2	1	0	0	36	
Perez	g	3	8	0	0	1	1	5	6	4	14	3	2	0	1	36	
Campbell	g	1	3	0	0	0	0	2	2	0	2	4	1	0	1	27	
Streeter	g	2	3	0	0	3	1	3	4	1	7	1	0	0	0	21	
Perry	g	0	0	0	0	0	0	0	0	0	0	0	0	0	0	1	
Bohannon	g	5	8	0	0	6	9	0	4	4	16	1	0	2	1	24	
TEAM																	
Totals		22	46	0	4	20	32	8	30	38	18	64	13	10	3	5	200

TOTAL FG%	1st Half: 13-28 46.4%	2nd Half: 9-18 50.0%	Game: 47.8%	DEADB
3-Pt. FG%	1st Half: 0-2 0.0%	2nd Half: 0-2 0.0%	Game: 0.0%	REBOUNDS
FThrow %	1st Half: 4-6 66.7%	2nd Half: 16-26 61.5%	Game: 62.5%	5

Officials: John Higgins, Don Daily, Bret Smith

Attendance: 6,771

Score by Periods	1st	2nd	Total
Tulsa	23	32	55
UTEP	30	34	64

Points in the paint-UTEP 36, Tulsa 22. Points off turnovers-UTEP 14, Tulsa 10.  
2nd chance points-UTEP 9, Tulsa 10. Fast break points-UTEP 8, Tulsa 5.  
Bench points-UTEP 23, Tulsa 9. Score tied-0 times. Lead changed-0 times.  
Last FG-UTEP 2nd-07:49, Tulsa 2nd-00:05.  
Largest lead-UTEP by 15 two times, Tulsa None.

## UTEP 54, Tulane 52 (OT)

Feb. 11, 2012 • El Paso, Texas • Don Haskins Center

Player	fg	fga	3-pt	3-pt	ft	fta	of	de	tot	pf	tp	a	to	blk	s	min	
Davis	f	1	5	0	0	0	3	0	7	7	1	2	1	2	3	2	42
Thomas	f	1	1	0	0	0	3	0	1	1	2	2	0	1	1	0	14
Tarrant	g	6	12	1	4	6	6	1	7	8	4	19	4	3	0	0	42
Rogers	g	1	6	1	3	0	0	0	0	4	3	4	2	0	0	0	28
Callahan	g	8	15	2	5	1	2	0	2	2	19	0	2	0	0	0	41
Cherry	g	0	1	0	1	0	0	0	0	0	0	0	0	0	0	0	5
Monckton	g	0	1	0	1	0	0	0	1	1	2	0	0	0	0	0	10
Hook	g	1	2	1	1	0	0	0	3	3	2	3	1	1	0	0	10
Nwoigbo	g	0	0	0	0	0	0	0	0	0	1	0	0	0	0	0	3
Drye	g	1	2	0	0	2	2	1	6	7	4	4	0	2	0	0	30
TEAM																	
Totals		19	45	5	15	9	16	2	32	34	22	52	10	16	4	2	225

TOTAL FG%	1st Half: 9-20 45.0%	2nd Half: 9-19 47.4%	OT: 1-6 16.7%	Game: 42.2%	DEADB
3-Pt. FG%	1st Half: 3-8 37.5%	2nd Half: 2-4 50.0%	OT: 0-3 0.0%	Game: 33.3%	REBOUNDS
FThrow %	1st Half: 1-7 14.3%	2nd Half: 6-7 85.7%	OT: 2-2 100.0%	Game: 56.3%	3

Player	fg	fga	3-pt	3-pt	ft	fta	of	de	tot	pf	tp	a	to	blk	s	min	
McCulley	f	4	9	1	3	0	2	0	2	2	1	9	3	1	0	1	41
Lang	f	2	4	0	0	2	7	3	5	8	3	6	0	2	1	1	28
Washburn	f	3	10	0	1	3	4	1	1	2	5	9	0	2	0	0	24
Perez	g	5	16	2	5	3	6	0	2	2	3	15	3	0	0	0	43
Campbell	g	0	1	0	1	2	0	0	1	1	0	1	0	0	0	7	
Cooper	g	0	2	0	1	0	0	0	1	1	0	1	0	0	0	0	17
Streeter	g	2	4	1	2	4	5	1	3	4	4	5	1	0	1	0	32
Perry	g	0	0	0	0	0	0	0	0	0	1	0	0	0	0	1	1
Bohannon	g	2	6	0	0	1	2	1	9	10	2	5	1	5	1	0	32
TEAM																	
Totals		18	52	4	13	14	28	9	28	37	19	54	13	12	2	5	225

# [2011-12 BOX SCORES]

## Rice 68, UTEP 121

Feb. 29, 2012 • El Paso, Texas • Don Haskins Center

Rice		tot-fg		3-pt		rebounds		pf		tp		a		blk		s		min	
Player	f	g	f	g	f	g	ft	fta	of	de	tot	pf	tp	a	to	blk	s	min	
Reischel	f	3	7	2	4	2	2	0	3	3	2	10	2	0	0	1	23		
Kazemi	f	3	6	0	0	6	7	2	9	11	3	12	3	1	0	0	36		
Jackson	g	1	9	1	5	1	2	1	1	2	0	4	2	1	0	0	33		
Frizzelle	g	2	9	1	3	7	8	1	5	6	0	12	3	2	0	1	27		
Ennis	g	0	3	0	2	2	2	0	4	4	2	2	1	2	1	1	30		
Ibrahim	g	4	6	1	3	1	2	0	2	2	2	10	0	1	0	0	13		
DeBose	g	2	3	0	1	0	0	0	0	0	3	4	2	1	0	0	18		
Kuipers	g	2	3	1	1	2	0	1	1	2	6	1	0	0	0	0	11		
Oraby	g	3	3	0	0	2	2	1	5	6	4	8	1	5	0	0	9		
TEAM								1	2	3									
Totals		20	49	6	19	22	27	6	32	38	18	68	15	13	1	3	200		

TOTAL FG%	1st Half: 10-25 40.0%	2nd Half: 10-24 41.7%	Game: 40.8%	DEADBALL
3-Pt. FG%	1st Half: 4-12 33.3%	2nd Half: 2-7 28.6%	Game: 31.6%	REBOUNDS
FThrow %	1st Half: 3-5 60.0%	2nd Half: 19-22 86.4%	Game: 81.5%	2

UTEP		tot-fg		3-pt		rebounds		pf		tp		a		blk		s		min	
Player	f	g	f	g	f	g	ft	fta	of	de	tot	pf	tp	a	to	blk	s	min	
Lang	f	2	3	0	0	1	1	1	3	4	4	5	0	0	0	0	0	18	
Cheda	f	0	0	0	0	0	0	0	1	1	0	0	0	0	0	0	0	6	
Ragland	g	1	2	1	2	0	0	0	1	1	1	3	0	0	0	0	0	8	
Tafoya	g	0	0	0	0	0	0	0	0	0	0	0	0	0	0	0	0	6	
Streeter	g	2	12	2	7	1	2	0	4	4	1	7	8	2	0	2	38		
Washburn	g	4	11	1	1	3	4	1	4	5	2	12	2	1	2	1	34		
Cooper	g	0	4	0	3	0	0	0	0	0	0	0	1	0	0	0	11		
Bohannon	g	4	9	0	0	5	3	6	9	4	13	0	1	0	1	1	25		
McCulley	g	6	6	1	1	4	7	3	4	7	2	17	2	1	1	1	28		
Perez	g	1	8	1	5	1	2	0	3	3	3	4	1	4	0	0	26		
TEAM									0	0									
Totals		20	55	6	19	15	21	8	26	34	17	61	14	10	1	3	5	200	

TOTAL FG%	1st Half: 11-25 44.0%	2nd Half: 9-30 30.0%	Game: 36.4%	DEADBALL
3-Pt. FG%	1st Half: 3-7 42.9%	2nd Half: 3-12 25.0%	Game: 31.6%	REBOUNDS
FThrow %	1st Half: 4-6 66.7%	2nd Half: 11-15 73.3%	Game: 71.4%	1

Officials: Kelly Self, Mike Thibodeaux, Darron George

Attendance: 8,268

Score by Periods	1st	2nd	Total
Rice	27	41	68
UTEP	29	32	61

Points in the paint-UTEP 20, Rice 18. Points off turnovers-UTEP 14, Rice 7.  
2nd chance points-UTEP 10, Rice 2. Fast break points-UTEP 4, Rice 2.  
Bench points-UTEP 46, Rice 28. Score tied-5 times. Lead changed-5 times.  
Last FG-UTEP 2nd-00:13, Rice 2nd-00:35.  
Largest lead-UTEP by 6 two times, Rice by 11 2nd-04:10.

## SMU 57, UTEP 48

March 3, 2012 • Dallas, Texas • Moody Coliseum

UTEP		tot-fg		3-pt		rebounds		pf		tp		a		blk		s		min	
Player	f	g	f	g	f	g	ft	fta	of	de	tot	pf	tp	a	to	blk	s	min	
McCulley	f	0	7	0	3	5	10	0	6	6	2	5	1	0	1	1	32		
Washburn	f	8	15	2	4	3	4	1	4	5	3	21	0	1	0	2	36		
Bohannon	c	2	3	0	0	0	2	3	5	2	4	1	3	0	0	0	15		
Perez	g	0	2	0	0	0	0	1	1	0	0	0	0	0	0	0	8		
Streeter	g	1	3	1	1	0	0	0	2	2	3	1	2	0	1	0	22		
Cooper	g	1	5	1	5	0	0	0	3	3	0	3	2	1	0	0	24		
Ragland	g	2	7	2	0	0	0	0	1	1	0	6	0	1	1	0	17		
Lang	g	1	2	0	0	2	4	3	2	5	3	4	1	2	1	0	23		
Campbell	g	0	2	0	0	2	4	1	3	4	1	2	2	0	0	0	23		
TEAM									1	2	3								
Totals		15	46	6	21	12	22	8	27	35	13	48	9	12	3	4	200		

TOTAL FG%	1st Half: 6-22 27.3%	2nd Half: 9-24 37.5%	Game: 32.6%	DEADBALL
3-Pt. FG%	1st Half: 3-9 33.3%	2nd Half: 3-12 25.0%	Game: 28.6%	REBOUNDS
FThrow %	1st Half: 9-10 90.0%	2nd Half: 3-12 25.0%	Game: 54.5%	4

SMU		tot-fg		3-pt		rebounds		pf		tp		a		blk		s		min	
Player	f	g	f	g	f	g	ft	fta	of	de	tot	pf	tp	a	to	blk	s	min	
Smith	f	2	6	0	2	0	0	2	7	9	3	4	4	1	1	0	19		
Nyakundi	f	5	14	4	10	0	0	2	4	6	4	14	0	3	0	2	29		
Clinkscales	g	4	8	3	6	0	0	0	4	4	1	11	2	1	0	0	27		
Samarrripas	g	2	8	1	4	0	0	2	2	3	5	3	1	0	0	0	27		
Patskevich	g	1	3	0	1	0	0	0	2	2	2	2	1	1	0	0	27		
Manuel	g	1	2	0	0	4	4	0	0	0	2	6	1	0	0	0	13		
Williams	g	1	2	1	2	0	0	1	1	2	3	2	0	0	0	0	19		
Giles	g	0	2	0	2	0	0	1	1	0	0	0	0	1	0	0	13		
Cunningham	g	1	3	0	1	2	2	1	3	4	2	4	1	2	0	0	13		
Jones	g	3	7	1	2	1	3	2	1	3	1	8	0	0	0	0	13		
TEAM									0	4	2								
Totals		20	55	10	30	7	9	8	29	37	20	57	15	12	2	5	200		


TOTAL FG%	1st Half: 11-29 37.9%	2nd Half: 9-26 34.6%	Game: 36.4%	DEADBALL
3-Pt. FG%	1st Half: 6-18 33.3%	2nd Half: 4-12 33.3%	Game: 33.3%	REBOUNDS
FThrow %	1st Half: 5-7 71.4%	2nd Half: 2-2 100.0%	Game: 77.8%	2

Officials: Ted Hillary, Warren Evans, Brent Dugas

Attendance: 3,330

Score by Periods	1st	2nd	Total
UTEP	24	24	48
SMU	33	24	57

Points in the paint-UTEP 10, SMU 14. Points off turnovers-UTEP 9, SMU 10.  
2nd chance points-UTEP 6, SMU 6. Fast break points-UTEP 7, SMU 2.  
Bench points-UTEP 15, SMU 21. Score tied-0 times. Lead changed-0 times.  
Last FG-UTEP 2nd-00:04, SMU 2nd-00:14.  
Largest lead-UTEP None, SMU by 21 two times.



JACQUES STREETER

## UTEP 67, Houston 62 (OT)

March 7, 2012 • Memphis, Tenn. • FedExForum

Houston		tot-fg		3-pt		rebounds		pf		tp		a		blk		s		min	
Player	f	g	f	g	f	g	ft	fta	of	de	tot	pf	tp	a	to	blk	s	min	
Harris	f	11	16	2	3	1	4	3	9	12	5	25	1	2	1	1	38		
Thomas	f	6	10	0	0	3	9	7	10	3	15	1	1	1	2	30			
Young	g	5	16	0	0	0	0	2	5	7	3	10	0	0	0	3	40		
Thibodeaux	g	0	6	0	5	0	0	0	2	2	1	0	3	0	1	0	39		
Simmons	g	3	12	2	6	2	2	0	3	3	4	10	5	3	0	0	41		
Thompson	g	0	4	0	1	0	0	1	0	1	0	1	1	0	0	0	20		
Jones	g	0	0	0	0	0	0	0	0	0	0	0	1	0	0	3			
Gibson	g	1	4	0	0	0	0	0	2	2	2	2	0	1	0	0	14		
TEAM									1	2									
Totals		26	68	4	23	6	15	14	25	39	19	62	15	9	3	6	225		

TOTAL FG%	1st Half: 11-29 37.9%	2nd Half: 13-30 43.3%	OT: 2-9 22.2%	Game: 38.2%	DEADBALL
3-Pt. FG%	1st Half: 3-11 27.3%	2nd Half: 1-8 12.5%	OT: 0-4 0.0%	Game: 17.4%	REBOUNDS
FThrow %	1st Half: 0-2 0.0%	2nd Half: 6-11 54.5%	OT: 0-2 0.0%	Game: 40.0%	7

UTEP		tot-fg		3-pt		rebounds		pf		tp		a		blk		s		min	
Player	f	g	f	g	f	g	ft	fta	of	de	tot	pf	tp	a	to	blk	s	min	
McCulley	f	6	9	2	4	4	7	3	5	8	3	18	1	1	0	2	34		
Washburn	f	3	10	0	0	4	4	0	5	5	0	10	2	1	0				





# [HISTORY & RECORDS]



# [SCORING RECORDS]

## SINGLE-GAME POINTS SCORED

51	Jim Barnes (Sr.), vs. Western New Mexico	1/4/64
45	Antoine Gillespie (Jr.), at Hawaii	2/17/94
45	Randy Culpepper (Jr.), vs. East Carolina	2/13/10
44	Stefon Jackson (Sr.), at Santa Clara	12/30/08
42	Jim Barnes (Sr.), vs. Long Beach State	12/13/63
42	Jim Barnes (Sr.), vs. Texas A&M (n)	3/4/64
41	Jim Barnes (Sr.), vs. Missouri State	1/28/64
41	Stefon Jackson (Jr.), vs. East Carolina	2/23/08
40	Jim Barnes (Sr.), vs. West Texas State	1/8/64
39	Randy Culpepper (Jr.), at UCF	1/23/10

## SEASON POINTS SCORED

PLAYER	SEASON	G	FG	3FG	FT	PTS.
Stefon Jackson (Sr.)	2008-09	37	282	32	312	908
Jim Barnes (Sr.)	1963-64	28	299	—	218	816
Stefon Jackson (Jr.)	2007-08	33	261	35	221	778
Tim Hardaway (Sr.)	1988-89	33	255	48	169	727
Omar Thomas (Sr.)	2004-05	35	248	13	207	716
Brandon Wolfram (Sr.)	2000-01	32	251	6	206	714
Antoine Gillespie (Jr.)	1993-94	30	225	62	198	710
Randy Culpepper (Sr.)	2010-11	35	227	66	154	674
Randy Culpepper (So.)	2008-09	37	211	89	137	648
Antoine Gillespie (Sr.)	1994-95	30	183	77	164	607
Randy Culpepper (Jr.)	2009-10	33	201	82	108	592
Brandon Wolfram (Jr.)	1999-00	28	215	12	138	580
Stefon Jackson (So.)	2006-07	31	194	31	159	578
Nate Archibald (Jr.)	1968-69	25	199	—	161	559
Dave Feitl (Sr.)	1985-86	33	208	—	132	548

## SEASON SCORING AVERAGE

PLAYER	SEASON	G	FG	3FG	FT	PTS.	AVG.
Jim Barnes (Sr.)	1963-64	28	299	—	218	816	29.1
Stefon Jackson (Sr.)	2008-09	37	282	32	312	908	24.5
Antoine Gillespie (Jr.)	1993-94	30	225	62	198	710	23.7
Stefon Jackson (Jr.)	2007-08	33	261	35	221	778	23.6
Nate Archibald (Jr.)	1968-69	25	199	—	161	559	22.4
Brandon Wolfram (Sr.)	2000-01	32	251	6	206	714	22.3
Tim Hardaway (Sr.)	1988-89	33	255	48	169	727	22.0
Nate Archibald (Sr.)	1969-70	25	180	—	176	536	21.4
Charlie Brown (So.)	1956-57	21	142	—	159	443	21.1
Nolan Richardson (So.)	1960-61	21	181	—	80	442	21.0
Brandon Wolfram (Jr.)	1999-00	28	215	12	138	580	20.7
Omar Thomas (Sr.)	2004-05	35	248	13	207	716	20.5
Al Tolen (Jr.)	1959-60	25	196	—	115	507	20.3
Antoine Gillespie (Sr.)	1994-95	30	183	77	164	607	20.2
Al Tolen (Sr.)	1960-61	24	191	—	97	479	20.0


## CAREER POINTS SCORED

PLAYER	SEASON	G	FG	3FG	FT	PTS.
Stefon Jackson	2005-09	125	810	110	726	2,456
Randy Culpepper	2007-11	138	782	318	456	2,338
Brandon Wolfram	1997-01	114	668	18	477	1,831
Antoine Gillespie	1993-95	94	534	168	470	1,706
Tim Hardaway	1985-89	124	571	69	375	1,586
Nate Archibald	1967-70	73	510	—	439	1,459
Dave Feitl	1983-86	125	543	—	356	1,442
Roy Smallwood	1999-04	128	526	71	257	1,380
Luster Goodwin	1981-85	119	572	2	181	1,327
Ralph Davis	1990-94	122	534	46	201	1,315
Jim Barnes	1962-64	54	465	—	378	1,308
John Tofi	2002-06	117	482	1	282	1,247
Anthony Burns	1977-81	110	510	—	215	1,235
Jason Williams	2003-06	97	443	53	286	1,225
Gary Brewster	1972-76	100	481	—	251	1,213

## CAREER SCORING AVERAGE

PLAYER	SEASON	G	FG	3FG	FT	PTS.	AVG.
Jim Barnes	1962-64	54	465	—	378	1,308	24.2
Al Tolen	1959-61	49	387	—	212	986	20.1
Nate Archibald	1967-70	73	510	—	439	1,459	20.0
Stefon Jackson	2005-09	125	810	110	726	2,456	19.6
Antoine Gillespie	1993-95	94	534	168	470	1,706	18.15
Omar Thomas	2003-05	67	418	14	361	1,211	18.07
Charlie Brown	1956-59	67	423	—	324	1,170	17.5
Randy Culpepper	2007-11	138	782	318	456	2,338	16.9
Gerald Rogers	1950-52	50	290	—	247	827	16.5
Ed Haller	1954-56	39	199	—	241	639	16.4
Brandon Wolfram	1997-01	114	668	18	477	1,831	16.1
Chris Sandle	1986-88	50	271	3	205	750	15.0
Nolan Richardson	1960-63	71	433	—	179	1,045	14.7
Mike Switzer	1967-70	72	399	—	253	1,051	14.6
David Lattin	1965-67	56	291	—	234	816	14.57

## CHRIS SANDLE



## ANNUAL LEADER


SEASON	PLAYER	CL	G	FG	3FG	FT	PTS.	AVG
1947-48	Mike Izquierdo	-	29	144	—	87	375	12.9
1948-49	Ventura Irobali	-	16	63	—	21	147	9.2
1949-50	D.W. Harkins	Jr.	30	128	—	80	336	11.2
1950-51	Gerald Rogers	Jr.	25	154	—	142	450	18.0
1951-52	Gerald Rogers	Sr.	25	136	—	105	377	15.1
1952-53	Bill Brewer	Sr.	26	107	—	171	385	14.8
1953-54	James Babers	So.	22	77	—	61	215	9.8
1954-55	Ed Haller	Jr.	17	93	—	97	283	16.6
1955-56	Ed Haller	Sr.	22	106	—	144	356	16.2
1956-57	Charlie Brown	So.	21	142	—	159	443	21.1
1957-58	Charlie Brown	Jr.	23	147	—	72	366	15.9
1958-59	Charlie Brown	Sr.	23	134	—	93	361	15.7
1960-61	Nolan Richardson	So.	21	181	—	80	442	21.0
1961-62	Willie Brown	Jr.	24	145	—	85	375	15.6
1962-63	Jim Barnes	Jr.	26	166	—	160	492	18.9
1963-64	Jim Barnes	Sr.	28	299	—	218	816	29.1
1964-65	Artis Orsten	Jr.	26	120	—	48	288	11.1
1965-66	Bobby Joe Hill	Jr.	28	161	—	97	419	15.0
1966-67	David Lattin	Jr.	27	143	—	123	409	15.1
1967-68	Nate Archibald	So.	23	131	—	102	364	15.8
1968-69	Nate Archibald	Jr.	25	199	—	161	559	22.4
1969-70	Nate Archibald	Sr.	25	180	—	176	536	21.4
1970-71	Dick Gibbs	Sr.	25	146	—	145	437	17.5
1971-72	Scott English	Sr.	27	179	—	81	439	16.3
1972-73	Gus Bailey	Jr.	24	123	—	99	345	14.4
1973-74	Gus Bailey	Sr.	25	130	—	89	349	14.0
1974-75	Gary Brewster	Jr.	26	150	—	101	401	15.4
1975-76	Jake Poole	Jr.	26	133	—	79	345	13.3
1976-77	Jake Poole	Sr.	26	147	—	68	362	13.9
1977-78	Earl Fuller	Fr.	26	100	—	73	273	10.5
1978-79	Anthony Burns	So.	26	136	—	51	323	12.4
1979-80	Anthony Burns	Jr.	28	127	—	66	320	11.4
1980-81	Roshern Amie	Sr.	30	159	—	64	382	12.7
1981-82	Fred Reynolds	Jr.	28	167	—	71	405	14.5
1982-83	Luster Goodwin	So.	28	155	—	35	345	12.3
1983-84	Fred Reynolds	Sr.	29	146	—	112	404	13.9
1984-85	Luster Goodwin	Sr.	32	227	2	87	543	17.0
1985-86	Dave Feitl	Sr.	33	208	—	132	546	16.6
1986-87	Jeep Jackson	Sr.	32	156	25	77	414	12.9
1987-88	Chris Sandle	Sr.	25	150	3	124	427	17.1
1988-89	Tim Hardaway	Sr.	33	255	48	169	727	22.0
1989-90	Marlon Maxey	So.	30	140	0	92	372	12.4
1990-91	Mark McCall	Sr.	29	139	56	55	389	13.4
1991-92	Marlon Maxey	Sr.	25	135	0	109	379	15.2
1992-93	Eddie Rivera	Sr.	34	191	42	112	536	15.8
1993-94	Antoine Gillespie	Jr.	30	225	62	198	710	23.7
1994-95	Antoine Gillespie	Sr.	30	183	77	164	607	20.2
1995-96	Kimani Jones-Young	Jr.	28	151	35	128	465	16.6
1996-97	Kimani Jones-Young	Sr.	25	132	40	121	425	17.0
1997-98	Sharif Fajardo	Jr.	26	132	7	129	400	15.4
1998-99	Sharif Fajardo	Sr.	28	121	12	146	400	14.3
1999-00	Brandon Wolfram	Jr.	28	215	12	138	580	20.7
2000-01	Brandon Wolfram	Sr.	32	251	6	206	714	22.3
2001-02	Eugene Costello	Sr.	31	123	35	124	405	13.1
2002-03	Giovanni St. Amant	Fr.	30	149	27	82	407	13.6
2003-04	Omar Thomas	Jr.	32	170	1	154	495	15.5
2004-05	Omar Thomas	Sr.	35	248	13	207	716	20.5
2005-06	Jason Williams	Sr.	30	163	12	114	452	15.1
2006-07	Stefon Jackson	So.	31	194	31	159	578	18.6
2007-08	Stefon Jackson	Jr.	33	261	35	221	778	23.6
2008-09	Stefon Jackson	Sr.	37	282	32	312	908	24.5
2009-10	Randy Culpepper	Jr.	33	201	82	108	592	17.9
2010-11	Randy Culpepper	Sr.	35	227	66	154	674	19.3
2011-12	John Bohannon	So.	31	138	0	79	355	11.5



# [30-POINT GAMES]

PTS.	NAME	FG	FT	OPPONENT	DATE
51	Jim Barnes	19	13	Western New Mexico	Jan. 4, 1964
45	Antoine Gillespie	15	11	Hawaii	Feb. 17, 1994
45	Randy Culpepper	14	8	East Carolina	Feb. 13, 2010
44	Stefon Jackson	13	14	at Santa Clara	Dec. 30, 2008
42	Jim Barnes	17	8	Long Beach State	Dec. 13, 1963
42	Jim Barnes	16	10	Texas A&M	March 4, 1964
41	Jim Barnes	16	9	Southwest Missouri	Jan. 28, 1964
41	Stefon Jackson	9	21	East Carolina	Feb. 23, 2008
40	Jim Barnes	12	16	West Texas State	Jan. 8, 1964
39	Randy Culpepper	13	4	at UCF	Jan. 23, 2010
38	Al Tolen	15	8	Arizona State	Jan. 9, 1961
38	Stefon Jackson	12	12	Houston	March 12, 2009
37	Charlie Brown	10	18	West Texas State	Feb. 15, 1957
37	Jim Barnes	12	13	Denver	Feb. 10, 1964
37	Antoine Gillespie	12	10	Virginia Commonwealth	Dec. 30, 1993
36	Jim Barnes	13	10	New Mexico State	Feb. 23, 1963
36	Nate Archibald	13	10	Utah State	March 7, 1970
36	Antoine Gillespie	11	8	Fresno State	Jan. 4, 1995
36	Brandon Wolfram	12	12	TCU	March 1, 2001
36	Stefon Jackson	11	13	New Mexico State	Dec. 8, 2007
35	Nolan Richardson	14	7	West Texas State	Feb. 27, 1961
35	Jim Barnes	13	9	Tarleton State	Dec. 9, 1961
35	Jim Barnes	14	7	Tennessee Tech	Dec. 19, 1963
35	Jim Barnes	14	7	New Mexico State	Feb. 17, 1964
35	Nate Archibald	16	3	Montana State	Dec. 28, 1968
35	Brandon Wolfram	10	15	New Mexico State	Dec. 2, 2000
35	Brandon Wolfram	11	13	Hawaii	March 3, 2001
35	Randy Culpepper	10	11	Georgia Southern	Nov. 18, 2008
35	Stefon Jackson	7	20	Marshall	Feb. 14, 2009
34	Nolan Richardson	16	2	New Mexico State	Feb. 11, 1961
34	Jim Barnes	13	8	Pan American	Feb. 22, 1964
34	David Lattin	11	12	Wyoming	March 18, 1967
34	Brandon Wolfram	14	6	Alcorn State	Dec. 9, 2000
34	Stefon Jackson	10	14	at Richmond	March 25, 2009
34	Randy Culpepper	13	4	at UAB	Jan. 8, 2011
33	Gerald Rogers	13	7	Northern Arizona	Jan. 8, 1951
33	Jim Babers	6	21	Arizona State	Feb. 11, 1956
33	Jim Barnes	13	7	Los Angeles State	Dec. 22, 1962
33	Eddie Rivera	12	8	BYU	Jan. 9, 1992
33	Brandon Wolfram	14	3	TCU	Feb. 17, 2000
33	Omar Thomas	13	7	Alabama State	Dec. 27, 2004
33	Stefon Jackson	7	16	Jackson State	Dec. 22, 2006
33	Stefon Jackson	8	17	Wyoming	Dec. 22, 2007
33	Stefon Jackson	11	5	Southern Miss	Jan. 30, 2008
33	Stefon Jackson	11	9	New Mexico State	Dec. 20, 2008

PTS.	NAME	FG	FT	OPPONENT	DATE
33	Randy Culpepper	9	12	Houston	Feb. 19, 2011
32	Al Tolen	13	5	Eastern New Mexico	Feb. 2, 1960
32	Willie Brown	12	8	Marquette	Dec. 7, 1962
32	Jim Barnes	12	8	Wichita	Dec. 4, 1963
32	Jim Barnes	12	8	Tulane	Dec. 20, 1963
32	Nate Archibald	12	8	Arizona State	Jan. 4, 1969
32	Nate Archibald	9	14	Colorado State	Feb. 14, 1970
32	Tim Hardaway	12	5	Colorado State	Feb. 23, 1989
32	Eddie Rivera	8	15	Utah	March 12, 1993
32	Antoine Gillespie	7	11	New Mexico State	Dec. 6, 1993
32	Antoine Gillespie	14	1	Hawaii	Jan. 13, 1994
32	Mark Ingles	10	5	San Diego State	Feb. 14, 1996
32	Mark Ingles	12	2	Hawaii	March 6, 1996
32	Omar Thomas	13	6	Louisiana Tech	Feb. 26, 2004
32	Filiberto Rivera	9	11	Boise State	March 12, 2005
32	Randy Culpepper	11	3	at Marshall	March 2, 2010
32	Randy Culpepper	10	7	at New Mexico State	Nov. 30, 2010
31	Nate Archibald	11	9	Georgia Tech	Dec. 20, 1968
31	Nate Archibald	9	13	Colorado State	Feb. 28, 1969
31	Nate Archibald	9	13	Utah	Feb. 28, 1970
31	Tim Hardaway	9	10	LSU	March 17, 1989
31	Antoine Gillespie	10	8	New Mexico	Feb. 5, 1994
31	Antoine Gillespie	9	9	Colorado State	Jan. 14, 1995
31	Antoine Gillespie	10	6	Colorado State	Feb. 18, 1995
31	Omar Thomas	8	14	Rice	March 11, 2005
31	Stefon Jackson	9	13	Wake Forest	Nov. 28, 2008
31	Randy Culpepper	11	7	Sam Houston State	Jan. 2, 2011
30	Jim Babers	10	10	Arizona	Feb. 13, 1956
30	Al Tolen	11	8	Hardin-Simmons	Feb. 15, 1960
30	Jim Barnes	10	10	Arizona State	Jan. 6, 1964
30	Nate Archibald	8	14	Pan American	Jan. 6, 1969
30	Nate Archibald	13	4	Centenary	Feb. 3, 1969
30	Mike Switzer	12	6	Centenary	Feb. 3, 1969
30	Antonio Davis	13	4	Simon Fraser	Nov. 16, 1987
30	Tim Hardaway	11	7	Indiana	Dec. 17, 1988
30	Marlon Maxey	12	6	Chapman College	Nov. 26, 1991
30	Antoine Gillespie	10	6	New Mexico	Jan. 21, 1995
30	Brandon Wolfram	11	5	Tulsa	Feb. 26, 2000
30	Brandon Wolfram	9	11	Houston	Dec. 28, 2000
30	John Tofi	7	16	at Southern Miss	Feb. 11, 2006
30	Stefon Jackson	8	13	New Mexico State	Nov. 27, 2007
30	Stefon Jackson	9	10	Sam Houston State	Dec. 6, 2008
30	Randy Culpepper	10	2	James Madison	Dec. 29, 2008
30	Stefon Jackson	12	6	UAB	March 4, 2009
30	Stefon Jackson	10	9	at Southern Miss	March 7, 2009




**TIM HARDAWAY**

## 30-POINT BREAKDOWN

PLAYER	YEARS	GAMES
Jim Barnes	1962-64	16
Stefon Jackson	2005-09	15
Nate Archibald	1967-70	9
Antoine Gillespie	1992-95	9
Randy Culpepper	2007-11	9
Brandon Wolfram	1997-01	7
Tim Hardaway	1985-89	3
Omar Thomas	2003-05	3
Al Tolen	1959-61	3
Jim Babers	1952-56	2
Mark Ingles	1994-96	2
Nolan Richardson	1960-63	2
Eddie Rivera	1991-93	2
Charlie Brown	1956-59	1
Willie Brown	1961-63	1
Antonio Davis	1986-90	1
David Lattin	1965-67	1
Marlon Maxey	1989-92	1
Filiberto Rivera	2003-05	1
Gerald Rogers	1950-52	1
John Tofi	2002-06	1

■ history & records  
**[1,000-POINT CLUB]**



**STEFON JACKSON**  
**6-5, Guard**  
**Philadelphia, Pa.**

The all-time leading point producer in both UTEP and Conference USA history, Jackson ranked seventh nationally in scoring as a junior and fifth as a senior. He was first in the country in free throws made (312) and attempted (374) during the 2008-09 campaign. Jackson is tops in UTEP annals with sixty-eight 20-point games and rates second in 30-point games with 15, one behind Jim Barnes' 16.


YEAR	G	FG-FGA	PCT.	3FG-3FGA	PCT.	FT-FTA	PCT.	REB.	AVG.	PTS.	AVG.
2005-06	24	73-163	.448	12-33	.364	34-49	.694	58	2.4	192	8.0
2006-07	31	194-422	.460	31-97	.320	159-219	.726	197	6.4	578	18.6
2007-08	33	261-562	.464	35-105	.333	221-303	.729	188	5.7	778	23.6
2008-09	37	282-660	.427	32-104	.308	312-374	.834	200	5.4	908	24.5
Totals	125	810-1807	.448	110-339	.324	726-945	.768	643	5.1	2456	19.6



**RANDY CULPEPPER**  
**6-0, Guard**  
**Memphis, Tenn.**

It took Randy Culpepper only two years to become UTEP's all-time leader for three point field goals made in a season (89 in 2008-09) and a career. In 2009, he became the first Miner to reach 1,000 points as a sophomore. He closed out his career rated among the UTEP and C-USA leaders in scoring, field goals (782), three-pointers (318), free throws (456) and steals (251). Culpepper was chosen the 2008 Conference USA Sixth Man of the Year and the 2010 C-USA Player of the Year.


YEAR	G	FG-FGA	PCT.	3FG-3FGA	PCT.	FT-FTA	PCT.	REB.	AVG.	PTS.	AVG.
2007-08	33	143-363	.394	81-239	.339	57-80	.713	70	2.1	424	12.8
2008-09	37	211-515	.410	89-257	.346	137-184	.745	109	2.9	648	17.5
2009-10	33	201-426	.472	82-223	.368	108-147	.735	92	2.8	592	17.9
2010-11	35	227-521	.436	66-204	.324	154-203	.759	102	2.9	674	19.3
Totals	138	782-1825	.428	318-923	.345	456-614	.743	373	2.7	2338	16.9



**BRANDON WOLFRAM**  
**6-9, Forward**  
**Amarillo, Texas**

Brandon Wolfram was named All-Western Athletic Conference three times during his career ... Wolfram was picked to the NABC All-District team during both his junior and senior seasons ... he was additionally a first team Academic All-American as selected by CoSIDA ... revived his professional career during the spring of 2005 in Spain.

YEAR	G	FG-FGA	PCT.	3FG-3FGA	PCT.	FT-FTA	PCT.	REB.	AVG.	PTS.	AVG.
1997-98	26	72-125	.576	0-1	.000	33-49	.673	130	5.0	177	6.8
1998-99	28	130-214	.607	0-1	.000	100-134	.746	171	6.1	360	12.9
1999-00	28	215-389	.553	12-30	.400	138-166	.831	191	6.8	580	20.7
2000-01	32	251-425	.591	6-18	.333	206-250	.824	242	7.6	714	22.3
Totals	114	668-1153	.579	18-50	.360	477-599	.796	734	6.4	1831	16.1



**ANTOINE GILLESPIE**  
**6-4, Guard**  
**Chicago, Ill.**

Antoine Gillespie ranks second in UTEP history with 168 three-point field goals, and third with 470 free throws twice picked first team All-Western Athletic Conference ... named two times to the NABC All-District team ... played on National Invitation Tournament teams during the 1992-93 and 1994-95 seasons ... enjoyed a lengthy professional career in Europe following his days at UTEP.


YEAR	G	FG-FGA	PCT.	3FG-3FGA	PCT.	FT-FTA	PCT.	REB.	AVG.	PTS.	AVG.
1992-93	34	126-287	.439	29-96	.302	108-139	.777	119	3.5	389	11.4
1993-94	30	225-508	.443	62-155	.400	198-245	.808	135	4.4	710	23.7
1994-95	30	183-468	.391	77-236	.326	164-204	.804	131	4.4	607	20.2
Totals	94	534-1263	.423	168-487	.345	470-588	.799	385	4.1	1706	18.1



**TIM HARDAWAY**  
**6-0, Guard**  
**Chicago, Ill.**

The 1989 Western Athletic Conference Player of the Year, Tim Hardaway enjoyed a long NBA career with Golden State, Miami, Dallas, Denver and Indiana ... Hardaway was three times All-WAC and twice named to the NABC All-District team ... chosen winner of the Naismith Best Little Man Award in 1989 ... played in four NCAA Tournaments ... ranks first in steals and second in assists in the school record book ... elected to UTEP's Athletic Hall of Fame in 2005.


YEAR	G	FG-FGA	PCT.	3FG-3FGA	PCT.	FT-FTA	PCT.	REB.	AVG.	PTS.	AVG.
1985-86	28	37-71	.521	0-0	.000	41-63	.651	35	1.3	115	4.1
1986-87	31	120-245	.490	3-12	.250	67-101	.663	62	2.0	310	10.0
1987-88	32	159-354	.449	18-53	.340	98-130	.754	93	2.9	434	13.6
1988-89	33	255-509	.501	48-131	.366	169-228	.741	131	4.0	727	22.0
Totals	124	571-1179	.484	69-196	.352	375-522	.718	321	2.6	1586	12.8



**NATE ARCHIBALD**  
**6-1, Guard**  
**New York City, N.Y.**

One of the NBA's 50 Greatest Players was first a Miner ... Nate "Tiny" Archibald was an All-Western Athletic Conference selection and led the Miners to the 1970 NCAA Tournament ... Archibald was a six-time NBA All-Star, including the game's MVP (1981) during his 14-year career ... led the Boston Celtics to the 1981 NBA title ... elected to the Naismith Memorial Basketball Hall of Fame in 1991 and named to the WAC's 20-year All-Star Team ... his #14 jersey has been retired by UTEP.

YEAR	G	FG-FGA	PCT.	3FG-3FGA	PCT.	FT-FTA	PCT.	REB.	AVG.	PTS.	AVG.
1967-68	23	131-281	.466	0-0	.000	102-140	.729	81	3.5	364	15.8
1968-69	25	199-374	.532	0-0	.000	161-194	.830	69	2.8	559	22.4
1969-70	25	180-351	.513	0-0	.000	176-225	.782	66	2.6	536	21.4
Totals	73	510-1006	.507	0-0	.000	439-559	.785	216	3.0	1459	20.0



**DAVE FEITL**  
**6-11, Center**  
**Tucson, Ariz.**

Dave Feitl helped the Miners win 95 games from 1982-86 including trips to the NCAA Tournament in 1984 and 1985 ... three-time All-Western Athletic Conference selection ... ranks second in school history with 137 blocked shots ... picked in the second round of the 1986 NBA draft by Houston ... played five seasons in the NBA with Houston, Golden State, Washington and New Jersey.


YEAR	G	FG-FGA	PCT.	3FG-3FGA	PCT.	FT-FTA	PCT.	REB.	AVG.	PTS.	AVG.
1982-83	29	95-191	.497	0-0	.000	67-89	.753	141	4.9	257	8.9
1983-84	31	82-176	.466	0-0	.000	49-60	.667	132	4.3	204	6.6
1984-85	32	158-305	.518	0-0	.000	117-156	.750	227	7.1	433	13.5
1985-86	33	208-412	.505	0-0	.000	132-182	.725	226	6.8	548	16.6
Totals	125	543-1084	.501	0-0	.000	356-487	.731	726	5.8	1442	11.5



**ROY SMALLWOOD**  
**6-6, Forward**  
**Houston, Texas**

One of legendary coach Don Haskins' final recruits, Roy Smallwood enjoyed a successful career including trips to the National Invitation Tournament in 2001 and the NCAA Tournament in 2004 ... the 2000 Western Athletic Conference Freshman of the Year ... named to the WAC All-Newcomer team in 2000 ... his 128 games played is the fifth-highest total in school history ... has played professionally in Ireland and France.

YEAR	G	FG-FGA	PCT.	3FG-3FGA	PCT.	FT-FTA	PCT.	REB.	AVG.	PTS.	AVG.
1999-00	28	147-282	.521	28-61	.459	53-76	.697	165	5.9	375	13.4
2000-01	32	130-260	.500	10-39	.256	67-90	.744	195	6.1	337	10.5
2001-02	30	145-304	.477	13-44	.295	68-88	.773	190	6.3	371	12.4
2002-03	6	11-31	.355	0-8	.000	14-28	.500	43	7.2	36	6.0
2003-04	32	93-164	.567	20-44	.455	55-66	.833	111	5.1	261	8.2
Totals	128	526-1041	.505	71-196	.362	257-348	.739	755	5.9	1380	10.8




**LUSTER GOODWIN**  
**6-1, Guard**  
**Houston, Texas**

A long-range shooter, Luster Goodwin scored all of his points before the three-point bucket became en vogue ... led the Miners to the National Invitation Tournament in 1983 and the NCAA Tournament in 1984 and 1985 ... All-Western Athletic Conference honoree in 1984 and 1985 ... Goodwin was chosen in the fourth round of the 1985 NBA draft ... he later was an assistant coach at UTEP and Southern Miss.

YEAR	G	FG-FGA	PCT.	3FG-3FGA	PCT.	FT-FTA	PCT.	REB.	AVG.	PTS.	AVG.
1981-82	28	52-111	.468	0-0	.000	5-6	.833	22	0.8	109	3.9
1982-83	28	155-354	.438	0-0	.000	35-44	.795	35	1.3	345	12.3
1983-84	31	138-280	.493	0-0	.000	54-68	.794	58	1.9	330	10.6
1984-85	32	227-461	.492	2-2	1.000	87-103	.845	63	2.0	543	17.0
Totals	119	572-1206	.474	2-2	1.000	181-221	.819	178	1.5	1327	11.2



■ history & records  
**[1,000-POINT CLUB]**



**RALPH DAVIS**  
**6-5, Forward**  
**Chicago, Ill.**

Ralph Davis followed in a long line of great Miner players from Chicago ... sophomore on UTEP's NCAA Sweet 16 team in 1992 ... saw additional post-season action with the Miners in the National Invitation Tournament in 1993 ... member of Team USA for the 1992 National Junior Olympics ... played professionally for several years in Europe following his career at UTEP.

YEAR	G	FG-FGA	PCT.	3FG-3FGA	PCT.	FT-FTA	PCT.	REB.	AVG.	PTS.	AVG.
1990-91	24	29-71	.408	0-7	.000	4-10	.400	52	2.2	62	2.6
1991-92	34	106-214	.495	5-14	.357	29-50	.580	160	4.7	246	7.2
1992-93	34	205-422	.486	10-38	.263	85-133	.639	226	6.6	505	14.9
1993-94	30	194-445	.436	31-93	.333	83-118	.703	195	6.5	502	16.7
Totals	122	534-1152	.464	46-152	.303	201-311	.646	633	5.2	1315	10.8



**JIM BARNES**  
**6-8, Center**  
**Tuckerman, Ark.**

Jim "Bad News" Barnes was a one-man wrecking crew ... he scored 1,308 points and grabbed 965 rebounds while leading the Miners to their first and second NCAA Tournament appearances ... selected to All-American teams in 1964 by the Helms Foundation, Converse Yearbook, the Associated Press, UPI and the NABC ... UTEP has retired his #45 jersey ... the top selection in the 1964 NBA draft by the New York Knicks ... played seven seasons in the NBA with New York, Baltimore, the Los Angeles Lakers, Chicago and Boston ... member of the 1964 USA Olympic team ... NBA All-Rookie team in 1965 ... passed away in 2002.


YEAR	G	FG-FGA	PCT.	3FG-3FGA	PCT.	FT-FTA	PCT.	REB.	AVG.	PTS.	AVG.
1962-63	26	166-330	.503	0-0	.000	160-210	.762	428	16.5	492	18.9
1963-64	28	299-532	.562	0-0	.000	218-295	.739	537	19.2	816	29.1
Totals	54	465-862	.539	0-0	.000	378-505	.749	965	17.9	1308	24.2



**JOHN TOFI**  
**6-8, Forward**  
**San Francisco, Calif.**

John Tofi is one of seven Miners to record over 1,000 points and 700 rebounds during his career ... first team All-Conference USA following the 2005-06 campaign ... led UTEP to three-consecutive postseason appearances, including back-to-back NCAA Tournament appearances in 2004 and 2005 ... also finished his career listed fifth in school annals for blocked shots and rebounds.

YEAR	G	FG-FGA	PCT.	3FG-3FGA	PCT.	FT-FTA	PCT.	REB.	AVG.	PTS.	AVG.
2002-03	27	132-270	.489	0-1	.000	83-121	.686	155	5.7	347	12.9
2003-04	32	139-245	.567	0-2	.000	69-102	.676	188	5.9	347	10.8
2004-05	35	95-194	.490	0-1	.000	44-57	.772	220	6.3	234	6.7
2005-06	23	116-224	.518	1-1	1.000	86-122	.705	211	9.2	319	13.9
Totals	117	482-933	.517	1-5	.200	282-402	.701	774	6.6	1247	10.7



**ANTHONY BURNS**  
**6-7, Forward**  
**Marshall, Texas**

A two-time NABC All-District pick, Anthony Burns scored 1,235 points from 1977-81 ... second team All-Western Athletic Conference selection in 1979 ... returned the Miners to the post-season with back-to-back National Invitation Tournament appearances in 1980 and 1981 following a four-year drought ... Burns played his entire high school and collegiate career with 1,000-point club member Roshern Amie.


YEAR	G	FG-FGA	PCT.	3FG-3FGA	PCT.	FT-FTA	PCT.	REB.	AVG.	PTS.	AVG.
1977-78	26	100-180	.556	0-0	.000	51-65	.785	244	9.4	251	9.7
1978-79	26	136-232	.586	0-0	.000	51-69	.739	226	8.7	323	12.4
1979-80	28	127-259	.490	0-0	.000	66-90	.733	210	7.5	320	11.4
1980-81	30	147-303	.485	0-0	.000	47-67	.701	243	8.1	341	11.4
Totals	110	510-974	.524	0-0	.000	215-291	.739	923	8.4	1235	11.2



**JASON WILLIAMS**  
**6-6, Forward**  
**Marrero, La.**

Jason Williams helped the Miners to back-to-back-to-back postseason appearances and 72 wins during his three-year career ... an all-around player, Williams finished his career as the only Miner in school history to tally 1,000 points, 500 rebounds and 300 assists ... earned second team All-Conference USA in 2005-06 and was on the 2004-05 WAC All-Defensive Team.

YEAR	G	FG-FGA	PCT.	3FG-3FGA	PCT.	FT-FTA	PCT.	REB.	AVG.	PTS.	AVG.
2003-04	32	130-291	.447	16-50	.320	95-135	.704	194	6.1	371	11.6
2004-05	35	150-334	.449	25-72	.347	77-108	.713	199	5.7	402	11.5
2005-06	30	163-335	.487	12-38	.316	114-178	.640	221	7.4	452	15.1
Totals	97	443-960	.461	53-160	.331	286-421	.679	614	6.3	1225	12.6



**GARY BREWSTER**  
**6-8, Center**  
**Midland, Texas**

Gary Brewster gained All-Western Athletic Conference honors two times during his career while scoring 1,213 points ... NABC All-District pick in both 1975 and 1976 ... helped the Miners to the 1975 NCAA Tournament ... third round pick by Buffalo in the 1976 NBA draft ... he later served as an assistant coach under Don Haskins at UTEP in the 1990s.


YEAR	G	FG-FGA	PCT.	3FG-3FGA	PCT.	FT-FTA	PCT.	REB.	AVG.	PTS.	AVG.
1972-73	26	129-246	.524	0-0	.000	50-80	.625	171	6.6	308	11.8
1973-74	25	89-190	.468	0-0	.000	47-80	.588	135	5.4	225	9.0
1974-75	26	150-283	.530	0-0	.000	101-133	.759	216	8.3	401	15.4
1975-76	23	113-235	.481	0-0	.000	53-77	.688	151	6.6	279	12.1
Totals	100	481-954	.504	0-0	.000	251-370	.678	673	6.7	1213	12.1



**OMAR THOMAS**  
**6-5, Forward**  
**Philadelphia, Pa.**

A lights-out scorer, Omar Thomas became only the second member of the 1,000-point club to play just two seasons at UTEP ... poured in 1,211 points in 67 career games ... first team All-Western Athletic Conference honoree in 2005 and second team in 2004 ... guided the Miners to 51 wins and back-to-back NCAA Tournament appearances in his two seasons with UTEP ... earned consecutive WAC All-Tournament honors ... Thomas joined the professional ranks and is currently playing in Italy.


YEAR	G	FG-FGA	PCT.	3FG-3FGA	PCT.	FT-FTA	PCT.	REB.	AVG.	PTS.	AVG.
2003-04	32	170-321	.530	1-3	.333	154-197	.782	154	4.8	495	15.5
2004-05	35	248-484	.512	13-32	.406	207-245	.845	233	6.7	716	20.5
Totals	67	418-805	.519	14-35	.400	361-442	.817	249	5.8	1211	18.1



**JUDEN SMITH**  
**6-6, Forward**  
**New Orleans, La.**

Juden Smith scored 1,182 points over his four-year career with the Miners ... first team All-Western Athletic Conference pick in 1985 ... second team All-WAC in 1986 ... WAC All-Tournament in 1986 ... second team NABC All-District choice as a junior and senior ... third round pick by Portland in the 1986 NBA draft ... also starred in the World Basketball League.

YEAR	G	FG-FGA	PCT.	3FG-3FGA	PCT.	FT-FTA	PCT.	REB.	AVG.	PTS.	AVG.
1981-82	28	77-184	.418	0-0	.000	38-60	.633	108	3.9	192	6.9
1982-83	31	68-155	.439	0-0	.000	88-119	.739	129	4.2	224	7.2
1984-85	32	134-274	.489	0-0	.000	143-193	.741	208	6.5	411	12.8
1985-86	26	132-283	.466	0-0	.000	91-120	.758	121	4.7	355	13.7
Totals	117	411-896	.459	0-0	.000	360-492	.732	566	4.8	1182	10.1




**FRED REYNOLDS**  
**6-6, Forward**  
**Houston, Texas**

A member of Team USA from 1982-83, Fred Reynolds scored 1,181 points in his UTEP career ... two time All-Western Athletic Conference and NABC All-District performer ... played alongside Michael Jordan and Team USA on the gold medal winning squad at the 1983 Pan American Games ... member of Team USA at the 1982 World Championships ... second-round pick by Washington in the 1984 NBA draft.

YEAR	G	FG-FGA	PCT.	3FG-3FGA	PCT.	FT-FTA	PCT.	REB.	AVG.	PTS.	AVG.
1979-80	26	57-128	.445	0-0	.000	31-52	.596	112	4.3	145	5.6
1980-81	29	92-193	.477	0-0	.000	43-67	.642	129	4.4	227	7.8
1981-82	28	167-317	.527	0-0	.000	71-103	.689	190	6.8	405	14.5
1983-84	29	146-281	.520	0-0	.000	112-147	.762	151	5.2	404	13.9
Totals	112	462-919	.503	0-0	.000	257-369	.696	582	5.2	1181	10.5


# [1,000-POINT CLUB]



**CHARLIE BROWN**  
6-1, Guard  
Tyler, Texas

Charlie Brown and his brother Cecil Brown were the first African-American athletes to compete in a major sport at a major university in the Confederate south when they came to UTEP in the fall of 1956 ... three-time All-Borderland Conference ... NABC All-District second team selection in 1959 ... scored 1,170 points in 67 career games ... also averaged 8.6 rebounds despite only standing 6-1 ... inducted into the UTEP Athletic Hall of Fame in 2008 ... the school retired his jersey in 2011.

YEAR	G	FG-FGA	PCT.	3FG-3FGA	PCT.	FT-FTA	PCT.	REB.	AVG.	PTS.	AVG.
1956-57	21	142-310	.458	0-0	.000	159-231	.688	214	10.2	443	21.1
1957-58	23	147-344	.427	0-0	.000	72-112	.643	184	8.0	366	15.9
1958-59	23	134-335	.400	0-0	.000	93-134	.694	180	7.8	361	15.7
Totals	67	423-989	.428	0-0	.000	324-477	.679	578	8.6	1170	17.5



**WILLIAM SMITH**  
6-2, Guard  
Bay City, Texas

William Smith was a steady performer in the final years of the Don Haskins era ... Smith scored 1,167 points over 107 games ... Western Athletic Conference

Player of the Week on Dec. 20, 1999 ... ranks 12th in the school record books with 248 career assists.

YEAR	G	FG-FGA	PCT.	3FG-3FGA	PCT.	FT-FTA	PCT.	REB.	AVG.	PTS.	AVG.
1996-97	26	56-128	.438	1-7	.143	53-76	.697	113	4.3	166	6.4
1997-98	26	113-251	.450	16-48	.333	87-133	.654	108	4.2	329	12.7
1998-99	28	110-224	.491	21-61	.344	66-107	.617	177	6.3	307	11.0
1999-00	27	139-266	.523	11-34	.324	76-129	.589	180	6.7	365	13.5
Totals	107	418-869	.481	49-150	.327	282-445	.634	578	5.4	1167	10.9




**JOHNNY MELVIN**  
6-5, Guard/Forward  
Chicago, Ill.

Followed in a long tradition of talented players from Chicago ... Johnny Melvin scored 1,142 points and grabbed 602 rebounds during his career ... ranks in the top 10

with 270 assists and 154 steals ... saw action in the post-season three times (NCAA Tournament 1989, 1992; National Invitation Tournament, 1993).

YEAR	G	FG-FGA	PCT.	3FG-3FGA	PCT.	FT-FTA	PCT.	REB.	AVG.	PTS.	AVG.
1988-89	33	70-140	.500	0-0	.000	30-57	.526	103	3.1	170	5.2
1989-91	29	113-239	.473	1-8	.125	86-148	.581	160	5.5	313	10.8
1991-92	33	96-209	.459	11-45	.244	60-91	.659	160	4.8	263	8.0
1992-93	34	146-355	.411	28-89	.315	76-133	.571	179	5.3	396	11.6
Totals	129	425-943	.451	40-142	.282	252-429	.587	602	4.7	1142	8.9



**SHARIF FAJARDO**  
6-9, Forward/Center  
New York City, N.Y.

Dominant big man Sharif Fajardo scored 1,118 points and grabbed 557 rebounds in parts of five seasons at UTEP ... member of the Puerto Rico national team at

the 2004 Athens Olympic Games ... has continued a successful professional career in Puerto Rico, Europe and the United States.

YEAR	G	FG-FGA	PCT.	3FG-3FGA	PCT.	FT-FTA	PCT.	REB.	AVG.	PTS.	AVG.
1994-95	2	1-1	1.000	0-0	.000	2-6	.333	4	2.0	4	2.0
1995-96	26	58-119	.487	0-2	.000	53-78	.679	129	5.0	169	6.5
1996-97	17	44-101	.436	0-0	.000	57-72	.792	69	4.1	145	8.5
1997-98	26	132-259	.510	7-27	.259	129-173	.746	193	7.4	400	15.4
1998-99	28	121-257	.471	12-27	.444	146-186	.785	162	5.8	400	14.3
Totals	99	356-737	.483	19-56	.339	387-515	.751	557	5.6	1118	11.3




**ROSHERN AMIE**  
6-7, Forward  
Marshall, Texas

A model of consistency, Roshern Amie returned the Miners to the post-season after a four-year absence with back-to-back National Invitation Tournament

appearances in 1980 and 1981 ... second team All-Western Athletic Conference player in 1981 ... Amie played his entire high school and collegiate career with 1,000-point club member Anthony Burns ... sixth round pick by Portland in the 1981 NBA draft.

YEAR	G	FG-FGA	PCT.	3FG-3FGA	PCT.	FT-FTA	PCT.	REB.	AVG.	PTS.	AVG.
1977-78	26	105-199	.528	0-0	.000	30-55	.545	108	4.2	240	9.2
1978-79	26	102-211	.483	0-0	.000	38-46	.826	117	4.5	242	9.3
1979-80	28	109-226	.482	0-0	.000	36-58	.621	122	4.4	254	9.1
1980-81	30	159-316	.503	0-0	.000	64-87	.736	165	5.5	382	12.7
Totals	110	475-952	.499	0-0	.000	168-246	.683	512	4.7	1118	10.2




**ANTONIO DAVIS**  
6-9, Center  
Oakland, Calif.

Antonio Davis played on four NCAA Tournament teams and helped the Miners win 95 games from 1986-90 ... two-time All-Western Athletic Conference honoree ...

NABC All-District second teamer in 1990 ... a member of Team USA at the 2002 FIBA World Championships ... played for Chicago, Indiana, New York and Toronto during his pro career ... 2001 NBA All-Star.

YEAR	G	FG-FGA	PCT.	3FG-3FGA	PCT.	FT-FTA	PCT.	REB.	AVG.	PTS.	AVG.
1986-87	28	11-32	.344	0-0	.000	13-30	.433	51	1.8	35	1.3
1987-88	30	108-183	.590	0-0	.000	63-115	.548	195	6.5	279	9.3
1988-89	32	162-299	.542	0-1	.000	135-218	.619	255	8.0	459	14.3
1989-90	32	119-228	.522	0-1	.000	106-165	.642	243	7.6	344	10.8
Totals	122	400-742	.539	0-2	.000	317-528	.600	744	6.1	1117	9.2




**TERRY WHITE**  
6-9, Center  
El Paso, Texas

A prolific scorer and defender, Terry White scored 1,092 points and pulled down the school's second-best rebounding total (948) ... first team All-Western Athletic

Conference and NABC All-District in 1982 ... played on National Invitation Tournament teams in 1980 and 1981 ... selected by Cleveland in the fifth round of the 1982 NBA draft ... originally from New York, but attended high school at Eastwood in El Paso.

YEAR	G	FG-FGA	PCT.	3FG-3FGA	PCT.	FT-FTA	PCT.	REB.	AVG.	PTS.	AVG.
1978-79	25	94-208	.452	0-0	.000	64-108	.593	215	8.6	252	10.1
1979-80	28	114-210	.543	0-0	.000	65-116	.560	248	8.9	293	10.5
1980-81	30	102-202	.505	0-0	.000	60-119	.504	197	6.6	264	8.8
1981-82	28	96-209	.459	0-0	.000	91-137	.664	288	10.3	283	10.1
Totals	111	406-829	.490	0-0	.000	280-480	.583	948	8.5	1092	9.8




**PRINCE STEWART**  
5-10, Guard  
Lexington, Ky.

Pesky guard Prince Stewart scored 1,090 points during his four year career ... second in career assists (481) and third in steals (154) in the UTEP record books ... member

of three NCAA Tournament teams.

YEAR	G	FG-FGA	PCT.	3FG-3FGA	PCT.	FT-FTA	PCT.	REB.	AVG.	PTS.	AVG.
1987-88	31	29-67	.433	3-18	.167	15-26	.577	41	1.3	76	2.5
1988-89	33	130-267	.487	48-122	.393	50-58	.862	83	2.5	358	10.8
1989-90	32	91-238	.382	18-86	.209	76-110	.691	82	2.6	276	8.6
1991-92	33	128-336	.381	42-135	.311	82-122	.672	111	3.4	380	11.5
Totals	129	378-908	.416	111-361	.307	223-316	.706	317	2.5	1090	8.5



**DAVID VAN DYKE**  
6-10, Forward  
Mesa, Ariz.

David Van Dyke led the Miners to three NCAA Tournament appearances (1989, 1991, 1992) during his career ... UTEP was

90-38 during his career ... second team All-Western Athletic Conference pick in 1992 ... continued a long professional career in the United States and Europe through 2004.

YEAR	G	FG-FGA	PCT.	3FG-3FGA	PCT.	FT-FTA	PCT.	REB.	AVG.	PTS.	AVG.
1988-89	33	68-148	.459	0-0	.000	50-68	.735	131	4.0	186	5.6
1989-90	32	55-122	.451	0-0	.000	48-71	.676	92	2.9	158	4.9
1990-91	29	87-220	.395	1-5	.200	98-136	.721	171	5.9	273	9.4
1991-92	33	175-319	.549	0-1	.000	110-156	.705	206	6.2	460	13.9
Totals	127	385-809	.476	1-6	.167	306-431	.710	600	4.7	1077	8.5



# [1,000-POINT CLUB]



**KIMANI JONES-YOUNG**  
6-4, Guard  
Rego Park, N.Y.

Kimani Jones-Young transferred from Long Island University and joined the 1,000-point club after three seasons with the Miners ...

also ranks in the top 10 with 103 career steals ... guided the Miners to the National Invitation Tournament in 1995 ... tops on the squad in scoring in 1996 and 1997.

YEAR	G	FG-FGA	PCT.	3FG-3FGA	PCT.	FT-FTA	PCT.	REB.	AVG.	PTS.	AVG.
1994-95	30	54-122	.433	11-45	.244	49-63	.778	46	1.5	168	5.6
1995-96	28	151-329	.459	35-96	.365	128-163	.785	117	4.2	465	16.6
1996-97	25	132-323	.409	40-130	.308	121-150	.807	71	2.8	425	17.0
Totals	83	337-774	.435	86-271	.317	298-376	.793	234	2.8	1058	12.7




**MIKE SWITZER**  
6-5, Forward  
New York City, N.Y.

Mike Switzer scored 1,051 points during his UTEP career ... All-Tournament at the 1968 Sun Classic ... helped the Miners to the 1970 NCAA Tournament ... Miners

won 47 games during his three-year span at the school ... attended junior high, high school and junior college with 1,000-point club member Nate Archibald.

YEAR	G	FG-FGA	PCT.	3FG-3FGA	PCT.	FT-FTA	PCT.	REB.	AVG.	PTS.	AVG.
1967-68	23	119-298	.399	0-0	.000	50-80	.625	153	6.7	288	12.5
1968-69	25	164-381	.430	0-0	.000	113-140	.807	171	6.8	441	17.6
1969-70	24	116-297	.391	0-0	.000	90-115	.783	101	4.2	322	13.4
Totals	72	399-976	.409	0-0	.000	253-335	.755	425	5.9	1051	14.6



**NOLAN RICHARDSON**  
6-2, Forward  
El Paso, Texas

Before he began winning championships as a head coach, Nolan Richardson was a first team All-Borderland Conference selection in each of

his three seasons at UTEP ... he led the Miners to their first NCAA Tournament appearance in 1963 ... as a coach, Richardson won the 1980 National Junior College title at Western Texas Junior College, the 1981 National Invitation Tournament title at Tulsa and the 1994 NCAA title at Arkansas ... coached the Mexico National Team in 2007.

YEAR	G	FG-FGA	PCT.	3FG-3FGA	PCT.	FT-FTA	PCT.	REB.	AVG.	PTS.	AVG.
1960-61	21	181-433	.418	0-0	.000	80-124	.645	193	9.2	442	21.0
1961-62	24	139-334	.416	0-0	.000	48-85	.565	189	7.9	326	13.6
1962-63	26	113-268	.422	0-0	.000	51-95	.537	161	6.2	277	10.7
Totals	71	433-1035	.418	0-0	.000	179-304	.589	543	7.7	1045	14.7




**JIM BABERS**  
6-5, Forward  
Tucumcari, N.M.

UTEP's charter member of the 1,000-point club, Jim Babers paced then-Texas Western to the 1956-57 Borderland Conference title ... Babers scored 1,030 points

over 90 games from 1952-56 ... he gained All-Borderland Conference honors as a senior when he averaged 15.6 points.

YEAR	G	FG-FGA	PCT.	3FG-3FGA	PCT.	FT-FTA	PCT.	REB.	AVG.	PTS.	AVG.
1952-53	26	88-183	.481	0-0	.000	67-91	.736	101	3.9	243	9.4
1953-54	22	77-178	.433	0-0	.000	61-78	.782	73	3.3	215	9.8
1954-55	21	84-191	.440	0-0	.000	77-115	.670	128	6.1	245	11.7
1955-56	21	96-212	.453	0-0	.000	135-168	.804	120	5.7	327	15.6
Totals	90	345-764	.452	0-0	.000	340-452	.752	421	4.7	1030	11.4



**JUDEN SMITH**

## THE 1,000/900-POINT CLUB

No.	Player	Years	G	Points
1.	Stefon Jackson	2005-09	125	2,456
2.	Randy Culpepper	2007-11	138	2,338
3.	Brandon Wolfram	1997-01	114	1,831
4.	Antoine Gillespie	1992-95	94	1,706
5.	Tim Hardaway	1985-89	124	1,586
6.	Nate Archibald	1967-70	73	1,459
7.	Dave Feitl	1982-86	125	1,442
8.	Roy Smallwood	1999-04	128	1,380
9.	Luster Goodwin	1981-85	119	1,327
10.	Ralph Davis	1990-94	122	1,315
11.	Jim Barnes	1962-64	54	1,308
12.	John Tofi	2002-06	117	1,247
13.	Anthony Burns	1977-81	110	1,235
14.	Jason Williams	2003-06	97	1,225
15.	Gary Brewster	1972-76	100	1,213
16.	Omar Thomas	2003-05	67	1,211
17.	Juden Smith	1981-86	117	1,182
18.	Fred Reynolds	1979-82, 83-84	112	1,181
19.	Charlie Brown	1956-59	67	1,170
20.	William Smith	1996-00	107	1,167
21.	Johnny Melvin	1988-89, 90-93	129	1,142
22.	Sharif Fajardo	1994-99	99	1,118
	Roshern Amie	1977-81	110	1,118
24.	Antonio Davis	1986-90	122	1,117
25.	Terry White	1978-82	111	1,092
26.	Prince Stewart	1987-91	129	1,090
27.	David Van Dyke	1988-92	127	1,077
28.	Kimani Jones-Young	1994-97	83	1,058
29.	Mike Switzer	1967-70	72	1,051
30.	Nolan Richardson	1960-63	71	1,045
31.	Jim Babers	1952-56	90	1,030
32.	Marlon Maxey	1989-93	72	995
33.	Al Tolen	1959-61	56	986
34.	Kent Lockhart	1981-85	120	972
35.	Don Burgess	1957-61	91	958
36.	Jake Poole	1973-77	91	951
37.	Gus Bailey	1971-74	76	937
	Artis Orsten	1963-66	82	937
39.	Eddie Rivera	1991-93	68	923

## THE 1,000-POINT, 500-REBOUND CLUB

Player	Years	G	Points	Rebounds
Stefon Jackson	2005-09	125	2,456	643
Brandon Wolfram	1997-01	114	1,831	734
Dave Feitl	1982-86	125	1,442	726
Roy Smallwood	1999-04	128	1,380	755
Ralph Davis	1990-94	122	1,315	633
Jim Barnes	1962-64	54	1,308	965
John Tofi	2002-06	117	1,247	774
Anthony Burns	1977-81	110	1,235	923
Jason Williams	2003-06	97	1,225	614
Gary Brewster	1972-76	100	1,213	673
Juden Smith	1981-86	117	1,182	566
Fred Reynolds	1979-82, 83-84	112	1,181	582
Charlie Brown	1956-59	67	1,170	578
William Smith	1996-00	107	1,167	578
Johnny Melvin	1988-89, 90-93	129	1,142	602
Sharif Fajardo	1994-99	99	1,118	557
Roshern Amie	1977-81	110	1,118	512
Antonio Davis	1986-90	122	1,117	744
Terry White	1978-82	111	1,092	948
David Van Dyke	1988-92	127	1,077	600
Nolan Richardson	1960-63	71	1,045	543

# ■ history & records

# [FIELD GOALS]

## SINGLE-GAME FIELD GOALS MADE

19	Jim Barnes (Sr.), vs. Western New Mexico	1/4/1964
17	Jim Barnes (Sr.), vs. Long Beach State	12/13/1963
16	Nolan Richardson (So.), at New Mexico State	2/11/1961
16	Jim Barnes (Sr.), vs. San Jose State	12/14/1963
16	Jim Barnes (Sr.), vs. Missouri State	1/28/1964
16	Jim Barnes (Sr.), vs. Texas A&M (n)	3/4/1964
16	Nate Archibald (Jr.), vs. Montana State (n)	12/28/1968
15	Al Tolen (Sr.), at Arizona State	1/9/1961
15	Antoine Gillespie (Sr.), at Hawaii	2/17/1994
14	Nolan Richardson (So.), vs. West Texas State	2/27/1961
14	Jim Barnes (Sr.), vs. Tennessee Tech	12/19/1963
14	Jim Barnes (Sr.), at New Mexico State	2/17/1964
14	Willie Worsley (Jr.), at West Texas State	1/10/1967
14	Antoine Gillespie (Jr.), vs. Hawaii	1/13/1994
14	Brandon Wolfram (Jr.), vs. TCU	2/17/2000
14	Brandon Wolfram (Sr.), vs. Alcorn State	12/9/2000
14	Randy Culpepper (Jr.), vs. East Carolina	2/13/2010

## SINGLE-GAME FIELD GOALS ATTEMPTED

31	Nolan Richardson (So.), vs. Pasadena College	2/1/1961
30	Jim Barnes (Sr.), vs. Western New Mexico	1/4/1964
30	Randy Culpepper (Sr.), at UAB	1/8/2011
29	Al Tolen (Jr.), vs. Arizona	2/27/1960
29	Nolan Richardson (So.), at New Mexico State	2/11/1961
29	Jim Barnes (Sr.), vs. Long Beach State	12/13/1963
27	Nolan Richardson (So.), vs. West Texas State	2/27/1961
26	Gerald Rogers (Jr.), vs. North Texas State	12/29/1951
26	Al Tolen (Jr.), at West Texas State	2/13/1960
26	Al Tolen (Sr.), at Arizona State	1/9/1961
26	Al Tolen (Sr.), vs. Pasadena College	2/1/1961
26	Antoine Gillespie (Sr.), at Colorado State	2/18/1995
26	Stefon Jackson (Sr.), vs. Houston (n)	3/12/2009


## SINGLE-GAME FIELD GOAL PERCENTAGE

(min. 6 made)

1.000 (9-9)	Marlon Maxey (So.), vs. BYU	2/17/1990
1.000 (9-9)	George Banks (Sr.), vs. UT-Pan American	12/28/1994
1.000 (9-9)	Cedrick Lang (Fr.), vs. Arkansas-Pine Bluff	12/29/2012
1.000 (8-8)	Al Tolen (Sr.), at Oklahoma	12/1/1960
1.000 (8-8)	Bob Dibler (Sr.), vs. Air Force	1/16/1965
1.000 (8-8)	Frank Keton (So.), vs. Indiana	12/29/1972
1.000 (7-7)	Bobby Joe Hill (So.), vs. West Texas A&M	2/26/1962
1.000 (7-7)	Orsten Artis (Sr.), at West Texas A&M	2/24/1966
1.000 (7-7)	Kenny John (So.), vs. Seattle	2/18/1967
1.000 (7-7)	Mike Richmond (Jr.), vs. Stephen F. Austin	12/3/1986
1.000 (7-7)	John Bohannon (So.), vs. SMU	1/14/2012
1.000 (6-6)	Luster Goodwin (Fr.), vs. Texas A&M-Kingsville	11/27/1981
1.000 (6-6)	Wayne Campbell (Sr.), at Ark.-Little Rock	12/10/1987
1.000 (6-6)	Antonio Davis (So.), vs. Lamar	12/17/1987
1.000 (6-6)	Ralph Davis (Jr.), at Texas Tech	12/9/1992
1.000 (6-6)	Jeremy Primozich (So.), vs. St. Francis	12/9/1995
1.000 (6-6)	Brandon Wolfram (Fr.), vs. Penn State	12/27/1997
1.000 (6-6)	Claude Britten (Jr.), vs. Tulane	1/27/2010
1.000 (6-6)	John Bohannon (Fr.), vs. Memphis	2/26/2011
1.000 (6-6)	Gabriel McCulley (Sr.), vs. Rice	2/29/2012

## SEASON FIELD GOALS MADE

PLAYER	SEASON	G	FG
Jim Barnes (Sr.)	1963-64	28	299
Stefon Jackson (Sr.)	2008-09	37	282
Stefon Jackson (Jr.)	2007-08	33	261
Tim Hardaway (Sr.)	1988-89	33	255
Brandon Wolfram (Sr.)	2000-01	32	251
Omar Thomas (Sr.)	2004-05	35	248
Luster Goodwin (Sr.)	1984-85	32	227
Randy Culpepper (Sr.)	2010-11	35	227
Antoine Gillespie (Jr.)	1993-94	30	225
Brandon Wolfram (Jr.)	1999-00	28	215
Randy Culpepper (So.)	2008-09	37	211
Dave Feitl (Sr.)	1985-86	33	208
Ralph Davis (Jr.)	1992-93	34	205
Nate Archibald (Jr.)	1968-69	25	199
Al Tolen (Jr.)	1959-60	25	196



**MIKE RICHMOND**

## SEASON FIELD GOALS ATTEMPTED

PLAYER	SEASON	G	FGA
Stefon Jackson (Sr.)	2008-09	37	660
Stefon Jackson (Jr.)	2007-08	33	562
Jim Barnes (Sr.)	1963-64	28	532
Randy Culpepper (Sr.)	2010-11	35	521
Randy Culpepper (So.)	2008-09	37	515
Tim Hardaway (Sr.)	1988-89	33	509
Antoine Gillespie (Jr.)	1993-94	30	508
Omar Thomas (Sr.)	2004-05	35	484
David Lattin (Jr.)	1966-67	27	473
Al Tolen (Sr.)	1960-61	24	469
Antoine Gillespie (Sr.)	1994-95	30	468
Al Tolen (Jr.)	1959-60	25	467
Luster Goodwin (Sr.)	1984-85	32	461
Eddie Rivera (Sr.)	1992-93	34	452
Ralph Davis (Sr.)	1993-94	30	445

## SEASON FIELD GOAL PERCENTAGE

(Minimum 4.5 field goals made per game)

PLAYER	SEASON	G	FG	FGA	PCT
Brandon Wolfram (So.)	1998-99	28	130	214	60.7
Brandon Wolfram (Sr.)	2000-01	32	251	425	59.1
Anthony Burns (So.)	1978-79	26	136	232	58.6
Mike Richmond (Sr.)	1986-87	31	163	282	57.8
Derrick Character (Jr.)	2009-10	27	148	261	56.7
George Banks (Sr.)	1994-95	29	141	249	56.6
Jim Barnes (Sr.)	1963-64	28	299	532	56.2
Brandon Wolfram (Jr.)	1999-00	28	215	389	55.3
David Van Dyke (Sr.)	1991-92	33	175	319	54.9
Marlon Maxey (So.)	1989-90	30	140	256	54.7
Antonio Davis (Jr.)	1988-89	32	162	299	54.2
Jim Forbes (So.)	1971-72	27	145	269	53.9
Nate Archibald (Jr.)	1968-69	25	199	374	53.2
Gary Brewster (Jr.)	1974-75	26	150	283	53.0
Omar Thomas (Jr.)	2003-04	32	170	321	53.0

## CAREER FIELD GOALS MADE

PLAYER	SEASONS	G	FG
Stefon Jackson	2005-09	125	810
Randy Culpepper	2007-11	138	782
Brandon Wolfram	1997-01	114	668
Luster Goodwin	1981-85	119	572
Tim Hardaway	1985-89	124	571
Dave Feitl	1982-86	125	543
Ralph Davis	1990-94	122	534
Antoine Gillespie	1991-95	94	534
Roy Smallwood	1999-04	128	526
Anthony Burns	1977-81	110	510
Nate Archibald	1967-70	73	510
John Tofi	2002-06	117	482
Gary Brewster	1972-76	100	481
Roshern Amie	1977-81	110	475
Jim Barnes	1962-64	54	465

## CAREER FIELD GOALS ATTEMPTED

PLAYER	SEASONS	G	FGA
Randy Culpepper	2007-11	138	1,825
Stefon Jackson	2005-09	125	1,807
Antoine Gillespie	1991-95	94	1,263
Luster Goodwin	1981-85	119	1,206
Randy Culpepper (So.)	1985-89	124	1,179
Brandon Wolfram	1997-01	114	1,153
Ralph Davis	1990-94	122	1,152
Omar Thomas (Sr.)	1982-86	125	1,084
Roy Smallwood	1999-04	128	1,041
Nolan Richardson	1960-63	71	1,035
Nate Archibald	1967-70	73	1,006
Charlie Brown	1956-59	67	989
Mike Switzer	1967-70	72	976
Anthony Burns	1977-81	110	974
Jason Williams	2003-06	97	960

## CAREER FIELD GOAL PERCENTAGE

(Minimum 250 FGs made, player must have concluded career)

PLAYER	SEASONS	G	FG	FGA	PCT
Brandon Wolfram	1997-01	114	668	1,153	57.9
Mike Richmond	1985-87	64	287	510	56.3
Wayne Campbell	82-83, 85-88	124	314	571	55.0
Jim Barnes	1962-64	54	465	862	53.9
Antonio Davis	1986-90	122	400	742	53.9
Marlon Maxey	1988-92	72	356	673	52.9
Anthony Burns	1977-81	110	510	974	52.4
Omar Thomas	2003-05	67	418	805	51.9
John Tofi	2002-06	117	482	933	51.7
Gus Bailey	1971-74	76	337	660	51.1
Nate Archibald	1967-70	73	510	1006	50.7
Roy Smallwood	1999-04	128	526	1041	50.5
Gary Brewster	1972-76	100	481	954	50.4
Fred Reynolds	79-82, 83-84	112	462	919	50.3
Dave Feitl	1982-86	125	543	1084	50.1

## ANNUAL LEADER

(Minimum 4.5 field goals made per game)

SEASON	PLAYER	CL	G	FG	FGA	PCT
1949-50	D.W. Harkins	Jr.	30	128	415	30.8
1950-51	Gerald Rogers	Jr.	25	154	317	48.6
1951-52	Gerald Rogers	Sr.	25	136	270	50.4
1952-53	Jim Babers	Fr.	26	88	183	48.6
1953-54	Jim Babers	So.	22	77	178	43.3
1954-55	Ed Haller	Jr.	17	93	243	38.3
1955-56	Jim Babers	Sr.	21	96	212	45.3
1956-57	Charlie Brown	So.	21	142	310	45.8
1957-58	Charlie Brown	Jr.	23	147	344	42.7
1958-59	Jon Sanders	Sr.	22	140	331	42.3
1959-60	Al Tolen	Jr.	25	196	467	42.0
1960-61	Nolan Richardson	So.	21	181	433	41.8
1961-62	Willie Brown	Jr.	24	145	320	45.3
1962-63	Jim Barnes	Jr.	26	166	330	50.3
1963-64	Jim Barnes	Sr.	28	299	532	56.2
1964-65	Artis Orsten	Jr.	26	120	269	44.6
1965-66	David Lattin	So.	29	148	299	49.5
1966-67	Willie Worsley	Jr.	27	122	316	38.6
1967-68	Nate Archibald	So.	23	131	281	46.6
1968-69	Nate Archibald	Jr.	25	199	374	53.2
1969-70	Nate Archibald	Jr.	25	180	351	51.3
1970-71	Dick Gibbs	Sr.	25	146	313	46.6
1971-72	Jim Forbes	So.	27	145	269	53.9
1972-73	Gus Bailey	Jr.	24	123	233	52.8
1973-74	Ed Lynum	Jr.	25	114	231	49.4
1974-75	Gary Brewster	Jr.	26	150	283	53.0
1975-76	Jake Poole	Jr.	26	133	273	48.7
1976-77	Tom Pauling	Sr.	26	122	274	44.5
1977-78	Roshern Amie	Fr.	26	105	199	52.8
1978-79	Anthony Burns	So.	26	136	232	58.6
1979-80	Anthony Burns	Jr.	28	127	259	49.0
1980-81	Roshern Amie	Sr.	30	159	316	50.3
1981-82	Fred Reynolds	Jr.	28	167	317	52.7
1982-83	Luster Goodwin	So.	28	155	354	43.8
1983-84	Fred Reynolds	Sr.	29	146	281	52.0
1984-85	Dave Feitl	Jr.	32	158	305	51.8
1985-86	Dave Feitl	Sr.	33	208	412	50.5
1986-87	Mike Richmond	Sr.	31	163	282	57.8
1987-88	Chris Sandie	Sr.	25	150	289	51.9
1988-89	Antonio Davis	Jr.	32	162	299	54.2
1989-90	Marlon Maxey	So.	30	140	256	54.7
1990-91	Mark McCall	Sr.	29	139	319	43.6
1991-92	David Van Dyke	Sr.	33	175	319	54.9
1992-93	Ralph Davis	Jr.	34	205	422	48.6
1993-94	Antoine Gillespie	Jr.	30	225	508	44.3
1994-95	George Banks	Sr.	29	141	249	56.6
1995-96	Mark Wyles	Sr.	27	136	287	47.4
1996-97	Kimani Jones-Young	Sr.	25	132	323	40.8
1997-98	Sharif Fajardo	Jr.	26	132	259	51.0
1998-99	Brandon Wolfram	So.	28	130	214	60.7
1999-00	Brandon Wolfram	Jr.	28	215	389	55.3
2000-01	Brandon Wolfram	Sr.	32	251	425	59.1
2001-02	Roy Smallwood	Jr.	30	145	304	47.7
2002-03	John Tofi	Fr.	27	132	270	48.9
2003-04	Omar Thomas	Jr.	32	170	321	53.0
2004-05	Omar Thomas	Sr.	35	248	484	51.2
2005-06	John Tofi	Sr.	23	116	224	51.8
2006-07	Stefon Jackson	So.	31	194	422	46.0
2007-08	Stefon Jackson	Jr.	33	261	562	46.4
2008-09	Stefon Jackson	Sr.	37	282	660	42.7
2009-10	Derrick Character	Jr.	27	148	261	56.7
2010-11	Randy Culpepper	Sr.	35	227	521	43.6
2011-12	Julian Washburn	Fr.	31	143	317	45.1



# [THREE-POINT FIELD GOALS]

## SINGLE-GAME THREE-POINT FIELD GOALS MADE

9	Randy Culpepper (Jr.), at UCF	1/23/2010
9	Randy Culpepper (Jr.), vs. East Carolina	2/13/2010
8	Randy Culpepper (So.), vs. James Madison (n)	12/29/2008
7	Antoine Gillespie (Jr.), vs. New Mexico State	12/6/1993
7	Mark Ingles (Sr.), at Utah	2/1/1996
7	Mark Ingles (Sr.), at San Diego State	2/24/1996
7	Jarvis Mullahon (Jr.) at New Mexico State	11/28/1998
7	Jarvis Mullahon (Sr.), vs. Fresno State	2/12/2000
7	Omar Duran (Jr.), vs. Fresno State	2/6/2003
7	Omar Duran (Jr.), vs. San Jose State (n)	3/11/2003
7	Miguel Ayala (Sr.), vs. SMU	1/28/2006
7	Randy Culpepper (Fr.), vs. SMU (n)	3/12/2008
7	Randy Culpepper (Jr.), at Marshall	3/2/2010
6	Henry Hall (Fr.), at BYU	1/11/1990
6	Mark McCall (Sr.), at Creighton	2/14/1991
6	Antoine Gillespie (Sr.), vs. Fresno State	1/4/1995
6	Mark Ingles (Sr.), vs. Colorado State	2/18/1995
6	Carl Davis (Sr.), at Arizona	12/16/1995
6	Mark Ingles (Sr.), at Hawaii	2/22/1996
6	Mark Ingles (Sr.), vs. Hawaii (n)	3/6/1996
6	Jarvis Mullahon (Jr.), vs. SMU (n)	3/2/1999
6	Omar Duran (Jr.), vs. Tennessee State	12/21/2002
6	Omar Duran (Jr.), vs. Columbia	12/27/2002
6	Chris Craig (Sr.), vs. Rice	2/5/2004
6	Giovanni St. Amant (Jr.), vs. Louisiana Tech	2/25/2005
6	Filiberto Rivera (Sr.), at Nevada	1/12/2005
6	Miguel Ayala (Jr.), vs. Rice	1/6/2005
6	Stefon Jackson (Jr.), vs. Southern Miss	1/30/2008
6	Randy Culpepper (So.), at New Mexico State	12/14/2008
6	Randy Culpepper (So.), at SMU	1/10/2009
6	Jeremy Williams (Jr.), vs. Rice	2/27/2010


## SINGLE-GAME THREE-POINT FIELD GOALS ATTEMPTED

19	Randy Culpepper (So.), at New Mexico State	12/14/2008
15	Randy Culpepper (Jr.), at UCF	1/23/2010
14	Mark Ingles (Sr.), at San Diego State	2/24/1996
14	Randy Culpepper (So.), vs. James Madison (n)	12/29/2008
14	Randy Culpepper (So.), at Tulane	2/28/2009
13	Antoine Gillespie (Sr.), at Colorado State	2/18/1995
13	Randy Culpepper (Fr.), vs. SMU (n)	3/12/2008
12	Antoine Gillespie (Jr.), vs. New Mexico State	12/6/1993
12	Mark Ingles (Jr.), vs. Colorado State	2/18/1995
12	Carl Davis (Sr.), at Arizona	12/16/1995
12	Mark Ingles (Sr.), at Hawaii	2/22/1996
12	Kimani Jones-Young (Sr.), at New Mexico State	11/30/1996
12	Jarvis Mullahon (Sr.), vs. Fresno State	2/12/2000
12	Omar Duran (Jr.), vs. Columbia	12/27/2002
12	Omar Duran (Jr.), vs. Fresno State	2/6/2003
12	Omar Duran (Jr.), vs. San Jose State (n)	3/11/2003
12	Miguel Ayala (Sr.), vs. SMU	1/28/2006
12	Kevin Henderson (Sr.) at Southern Miss	1/31/2007
12	Randy Culpepper (Fr.), vs. Wyoming	12/22/2007
12	Randy Culpepper (Fr.), vs. New Mexico	1/2/2008
12	Randy Culpepper (So.), at Oregon State	3/30/2009
12	Randy Culpepper (Jr.), vs. Mississippi (n)	12/16/2009
12	Randy Culpepper (Jr.), vs. East Carolina	2/13/2010

## SINGLE-GAME BEST THREE-POINT FIELD GOAL PERCENTAGE

(min. 5 made)

1.000 (5-5)	Jeff Spillar (Jr.), vs. Fresno State	2/29/1996
1.000 (5-5)	Jarvis Mullahon (Sr.), at Florida International	1/2/2000



QUINTAN GATES

## SEASON THREE-POINT FIELD GOALS MADE

PLAYER	SEASON	G	3FG
Randy Culpepper (So.)	2008-09	37	89
Chris Craig (Sr.)	2003-04	32	84
Randy Culpepper (Jr.)	2009-10	33	82
Randy Culpepper (Fr.)	2007-08	33	81
Mark Ingles (Sr.)	1995-96	27	80
Omar Duran (Jr.)	2002-03	30	79
Antoine Gillespie (Sr.)	1994-95	30	77
Randy Culpepper (Sr.)	2010-11	35	66
Christian Polk (Sr.)	2010-11	35	66
Henry Hall (Fr.)	1989-90	32	64
Miguel Ayala (Jr.)	2004-05	35	63
Antoine Gillespie (Jr.)	1993-94	30	62
Miguel Ayala (Sr.)	2005-06	24	62
Mark Ingles (Jr.)	1994-95	30	60
Jarvis Mullahon (Sr.)	1999-00	28	60

## SEASON THREE-POINT FIELD GOALS ATTEMPTED

PLAYER	SEASON	G	3FGA
Randy Culpepper (So.)	2008-09	37	257
Randy Culpepper (Fr.)	2007-08	33	239
Antoine Gillespie (Sr.)	1994-95	30	236
Randy Culpepper (Jr.)	2009-10	33	223
Omar Duran (Jr.)	2002-03	30	208
Randy Culpepper (Sr.)	2010-11	35	204
Chris Craig (Sr.)	2003-04	32	198
Kevin Henderson (Sr.)	2006-07	30	180
Mark Ingles (Sr.)	1995-96	27	179
Henry Hall (Fr.)	1989-90	32	177
Miguel Ayala (Jr.)	2004-05	35	165
Miguel Ayala (Sr.)	2005-06	24	162
Antoine Gillespie (Jr.)	1993-94	30	155
Jarvis Mullahon (Sr.)	1999-00	28	151
Eugene Costello (Jr.)	1999-00	32	151

## SEASON THREE-POINT FIELD GOAL PERCENTAGE

(Minimum 1.0 three-point field goals made per game)

PLAYER	SEASON	G	3FG	3FGA	PCT
Roy Smallwood (Fr.)	1999-00	28	28	61	45.9
Christian Polk (Sr.)	2010-11	35	66	147	44.9
Mark Ingles (Sr.)	1995-96	27	80	179	44.7
NickENZWEILER (Fr.)	2000-01	32	43	98	43.9
Chris Craig (Jr.)	2002-03	28	46	107	43.0
Mark Ingles (Jr.)	1994-95	30	60	140	42.9
Chris Craig (Sr.)	2003-04	32	84	198	42.4
B.J. Wade (Jr.)	1996-97	26	28	67	41.8
Giovanni St. Amant (Jr.)	2004-05	35	44	109	40.4
Antoine Gillespie (Jr.)	1993-94	30	62	155	40.0
Jarvis Mullahon (Sr.)	1999-00	28	60	151	39.7
Chris Neal (Jr.)	2000-01	32	46	116	39.7
Prince Stewart (So.)	1988-89	33	48	122	39.3
Eddie Rivera (Sr.)	1992-93	34	42	108	38.9
Miguel Ayala (Sr.)	2005-06	24	62	162	38.3

## SEASON THREE-POINTERS PER GAME

PLAYER	SEASON	G	3FG	AVG.
Mark Ingles (Sr.)	1995-96	27	80	2.96
Omar Duran (Jr.)	2002-03	30	79	2.63
Chris Craig (Sr.)	2003-04	32	84	2.63
Miguel Ayala (Sr.)	2005-06	24	62	2.58
Antoine Gillespie (Sr.)	1994-95	30	77	2.57
Randy Culpepper (Jr.)	2009-10	33	82	2.48
Randy Culpepper (Fr.)	2007-08	33	81	2.45
Randy Culpepper (So.)	2008-09	37	89	2.41
Jarvis Mullahon (Sr.)	1999-00	28	60	2.14
Antoine Gillespie (Jr.)	1993-94	30	62	2.07
Henry Hall (Fr.)	1989-90	32	64	2.00
Mark Ingles (Jr.)	1994-95	30	60	2.00
Kevin Henderson (Sr.)	2006-07	30	59	1.97
Mark McCall (Sr.)	1990-91	29	56	1.93
Carl Davis (Sr.)	1995-96	25	48	1.92

## CAREER THREE-POINT FIELD GOALS MADE

PLAYER	SEASONS	G	3FG
Randy Culpepper	2007-11	138	318
Antoine Gillespie	1992-95	94	168
Mark Ingles	1994-96	57	140
Carl Davis	1993-96	80	132
Chris Craig	2002-04	60	130
Miguel Ayala	2004-06	59	125
Rico Nelson	1996-00	100	119
Christian Polk	2009-11	67	112
Prince Stewart	87-90, 91-92	129	111
Jarvis Mullahon	1998-00	56	110
Stefon Jackson	2005-09	125	110
Kevin Henderson	2005-07	61	103
Mark McCall	1987-91	105	99
Henry Hall	1989-91	55	96
Giovanni St. Amant	2002-05	97	90

## CAREER THREE-POINT FIELD GOALS ATTEMPTED

PLAYER	SEASONS	G	3FGA
Randy Culpepper	2007-11	138	923
Antoine Gillespie	1992-95	94	487
Carl Davis	1993-96	80	368
Prince Stewart	87-90, 91-92	129	361
Rico Nelson	1996-00	100	344
Stefon Jackson	2005-09	125	339
Miguel Ayala	2004-06	59	327
Kevin Henderson	2005-07	61	320
Mark Ingles	1994-96	57	319
Chris Craig	2002-04	60	305
Jarvis Mullahon	1998-00	56	282
Henry Hall	1989-91	55	281
Eugene Costello	2000-02	63	275
Kimani Jones-Young	1994-97	83	271
Christian Polk	2009-11	67	270

## ANNUAL LEADER

(Based on made per game)

SEASON	PLAYER	CL	G	3FG	3FGA	PCT	AVG
1986-87	Quintan Gates	Sr.	29	23	49	46.9	0.79
1987-88	Chris Blocker	Sr.	27	24	58	41.4	0.89
1988-89	Tim Hardaway	Sr.	33	48	131	36.6	1.45
	Prince Stewart	So.	33	48	122	39.3	1.45
1989-90	Henry Hall	Fr.	32	65	177	36.2	2.00
1990-91	Mark McCall	Sr.	29	56	149	37.6	1.93
1991-92	Prince Stewart	Sr.	33	42	135	31.1	1.27
1992-93	Eddie Rivera	Sr.	34	42	108	38.9	1.24
1993-94	Antoine Gillespie	Jr.	30	62	155	40.0	2.07
1994-95	Antoine Gillespie	Sr.	30	77	236	32.6	2.57
1995-96	Mark Ingles	Sr.	27	80	179	44.7	2.96
1996-97	Kimani Jones-Young	Sr.	25	40	130	30.8	1.60
1997-98	B.J. Wade	Sr.	26	40	119	33.6	1.54
1998-99	Jarvis Mullahon	Jr.	28	50	131	38.2	1.79
1999-00	Jarvis Mullahon	Sr.	28	60	151	39.7	2.14
2000-01	Eugene Costello	Jr.	32	49	151	32.5	1.53
2001-02	NickENZWEILER	So.	31	39	110	35.5	1.26
2002-03	Omar Duran	Jr.	30	79	208	38.0	2.63
2003-04	Chris Craig	Sr.	32	84	198	42.4	2.63
2004-05	Miguel Ayala	Jr.	35	63	165	38.2	1.80
2005-06	Miguel Ayala	Sr.	24	62	162	38.3	2.58
2006-07	Kevin Henderson	Sr.	30	59	180	32.8	1.97
2007-08	Randy Culpepper	Fr.	33	81	239	33.9	2.45
2008-09	Randy Culpepper	So.	37	89	257	34.6	2.41
2009-10	Randy Culpepper	Jr.	33	82	223	36.8	2.48
2010-11	Randy Culpepper	Sr.	35	66	204	32.4	1.89
	Christian Polk	Sr.	35	66	147	44.9	1.89
2011-12	Michael Perez	So.	31	41	111	36.9	1.32

## CAREER THREE-POINT FIELD GOAL PERCENTAGE

(Minimum 80 3FGs made, player must have concluded career)

PLAYER	SEASONS	G	3FG	3FGA	PCT
Mark Ingles	1994-96	57	140	319	43.9
Chris Craig	2002-04	60	130	305	42.6
Christian Polk	2009-11	67	112	270	41.5
Giovanni St. Amant	2002-05	97	90	228	39.5
NickENZWEILER	2000-02	63	82	208	39.4
Mark McCall	1987-91	105	99	252	39.3
Jarvis Mullahon	1998-00	56	110	282	39.0
Miguel Ayala	2004-06	59	125	327	38.2
Omar Duran	2002-04	48	87	231	37.7
Gym Bice	1989-93	97	83	222	37.4
Filiberto Rivera	2003-05	64	85	236	36.0
Carl Davis	1993-95	80	132	368	35.9
Rico Nelson	1996-00	100	119	344	34.6
Antoine Gillespie	1992-95	94	168	487	34.5
Randy Culpepper	2007-11	138	318	923	34.5

## CAREER THREE-POINTERS PER GAME

PLAYER	SEASONS	G	3FG	AVG.
Mark Ingles	1994-96	57	140	2.46
Randy Culpepper	2007-11	138	318	2.30
Chris Craig	2002-04	60	130	2.17
Miguel Ayala	2004-06	59	125	2.12
Jarvis Mullahon	1998-00	56	110	1.96
Omar Duran	2002-04	48	87	1.81
Antoine Gillespie	1992-95	94	168	1.79
Henry Hall	1989-91	55	96	1.75
Kevin Henderson	2005-07	61	103	1.69
Christian Polk	2009-11	67	112	1.67
Carl Davis	1993-95	80	132	1.65
Eugene Costello	2000-02	63	84	1.33
Filiberto Rivera	2003-05	64	85	1.33
B.J. Wade	1996-98	52	68	1.31
NickENZWEILER	2000-02	63	82	1.30

# ■ history & records

# [FREE THROWS]

## SINGLE-GAME FREE THROWS MADE

21	Jim Babers (Sr.), at Arizona State	2/11/1956
21	Stefon Jackson (Jr.), vs. East Carolina	2/23/2008
20	Stefon Jackson (Sr.), vs. Marshall	2/14/2009
17	Charlie Brown (So.), at West Texas State	2/15/1957
17	Nate Archibald (Sr.), at Colorado State	1/8/1970
17	Stefon Jackson (Jr.), vs. Wyoming	12/22/2007
17	Stefon Jackson (Sr.), vs. Southern Miss	1/31/2009
16	Jim Barnes (Sr.), vs. West Texas A&M	1/8/1964
16	Fred Reynolds (Sr.), at Hawaii	2/11/1984
16	John Toft (Sr.), at Southern Miss	2/11/2006
16	Stefon Jackson (So.), vs. Jackson State	12/22/2006
15	Ed Haller (Jr.), vs. Abilene Christian	12/6/1954
15	Jim Babers (Sr.), vs. Arizona	1/7/1956
15	John Saffie (Sr.), vs. Utah	1/5/1974
15	Kevin Hamilton (Fr.), vs. McNeese State	12/18/1982
15	Eddie Rivera (Sr.), vs. Utah (n)	3/12/1993
15	Brandon Wolfram (Sr.), at New Mexico State	12/2/2000

## SINGLE-GAME FREE THROWS ATTEMPTED

27	Stefon Jackson (Jr.), vs. East Carolina	2/23/2008
23	Jim Babers (Sr.), vs. Arizona State	2/11/1956
22	Jim Barnes (Sr.), vs. Western New Mexico	1/4/1964
21	Charlie Brown (So.), at West Texas A&M	2/15/1957
21	Tim Hardaway (Sr.), vs. Texas Southern	11/28/1988
21	Stefon Jackson (Jr.), vs. Wyoming	12/22/2007
20	Nate Archibald (Sr.), at Colorado State	1/8/1970
20	Dave Feitl (Jr.), vs. San Diego State	3/9/1985
20	Antonio Davis (Jr.), vs. Texas Southern	11/28/1988
20	Stefon Jackson (Sr.), vs. Marshall	2/14/2009
19	Jim Babers (Sr.), vs. Arizona	1/7/1956
19	Antoine Gillespie (Jr.), vs. New Mexico State	12/6/1993
19	John Toft (Sr.), at Southern Miss	2/11/2006
19	Stefon Jackson (Jr.), vs. USC Upstate	12/21/2007


## SINGLE-GAME FREE THROW PERCENTAGE

(min. 11 made)

1.000 (20-20)	Stefon Jackson (Sr.), vs. Marshall	2/14/2009
1.000 (14-14)	Omar Thomas (Sr.), vs. Rice (n)	3/11/2005
1.000 (14-14)	Omar Thomas (Sr.), at Rice	2/5/2005
1.000 (13-13)	Omar Thomas (Sr.), vs. New Mexico State	12/18/2004
1.000 (13-13)	Omar Thomas (Jr.), vs. Boise State	1/3/2004
1.000 (12-12)	Nate Archibald (Jr.), vs. So. Colorado	12/7/1968
1.000 (12-12)	Chris Blocker (Sr.), vs. UAB	12/29/1987
1.000 (12-12)	Antoine Gillespie (Jr.), at San Diego State	2/19/1994
1.000 (12-12)	Omar Thomas (Sr.), vs. Louisiana Tech	2/22/2005
1.000 (12-12)	Stefon Jackson (Sr.), at New Mexico	1/6/2009
1.000 (12-12)	Randy Culpepper (Sr.), vs. Tulsa	1/5/2011
1.000 (12-12)	Randy Culpepper (Sr.), vs. Houston	2/19/2011
1.000 (11-11)	David Lattin (Jr.), vs. New Mexico	12/16/1966
1.000 (11-11)	Dick Gibbs (Sr.), vs. Western New Mexico	12/4/1970
1.000 (11-11)	Brandon Wolfram (Sr.), vs. Houston	12/28/2000
1.000 (11-11)	Giovanni St. Amant (Fr.), vs. San Jose State	3/11/2003
1.000 (11-11)	John Toft (Sr.), at SMU	1/11/2006
1.000 (11-11)	Stefon Jackson (Sr.), vs. Arizona State (n)	11/30/2008

## SEASON FREE THROWS MADE

PLAYER	SEASON	G	FT
Stefon Jackson (Sr.)	2008-09	37	312
Stefon Jackson (Jr.)	2007-08	33	221
Jim Barnes (Sr.)	1963-64	28	218
Omar Thomas (Sr.)	2004-05	35	207
Brandon Wolfram (Sr.)	2000-01	32	206
Antoine Gillespie (Jr.)	1993-94	30	198
Nate Archibald (Sr.)	1969-70	25	176
Bill Brewer (Sr.)	1952-53	26	171
Tim Hardaway (Sr.)	1988-89	33	169
Antoine Gillespie (Sr.)	1994-95	30	164
Nate Archibald (Jr.)	1968-69	25	161
Jim Barnes (Jr.)	1962-63	26	160
George Banks (Sr.)	1994-95	29	159
Charlie Brown (So.)	1956-57	21	159
Stefon Jackson (So.)	2006-07	31	159



## ROSHERN AMIE

### SEASON FREE THROWS ATTEMPTED

PLAYER	SEASON	G	FTA
Stefon Jackson (Sr.)	2008-09	37	374
Stefon Jackson (Jr.)	2007-08	33	303
Jim Barnes (Sr.)	1963-64	28	295
Brandon Wolfram (Sr.)	2000-01	32	250
Omar Thomas (Sr.)	2004-05	35	245
Antoine Gillespie (Jr.)	1993-94	30	245
Bill Brewer (Sr.)	1952-53	26	244
Charlie Brown (So.)	1956-57	21	231
Tim Hardaway (Sr.)	1988-89	33	228
Nate Archibald (Sr.)	1969-70	25	225
Gerald Rogers (Jr.)	1950-51	25	219
Stefon Jackson (So.)	2006-07	31	219
Antonio Davis (Jr.)	1988-89	32	218
George Banks (Sr.)	1994-95	29	215
Jim Barnes (Jr.)	1962-63	26	210

### SEASON FREE THROW PERCENTAGE

(Minimum 2.5 free throws made per game)

PLAYER	SEASON	G	FT	FTA	PCT
Charlie Brakes (Sr.)	1971-72	27	88	99	88.9
Artis Orsten (Sr.)	1965-66	28	72	83	86.7
Mark Ingles (Sr.)	1995-96	27	76	88	86.4
Filiberto Rivera (Sr.)	2004-05	32	116	136	85.3
Omar Thomas (Sr.)	2004-05	35	207	245	84.5
Luster Goodwin (Sr.)	1984-85	32	87	103	84.5
Stefon Jackson (Sr.)	2008-09	37	312	374	83.4
Brandon Wolfram (Jr.)	1999-00	28	138	166	83.1
Jeff Spillar (Sr.)	1996-97	26	64	77	83.1
Nate Archibald (Jr.)	1968-69	25	161	194	83.0
Giovanni St. Amant (Fr.)	2002-03	30	82	99	82.8
Brandon Wolfram (Sr.)	2000-01	32	206	250	82.4
Dick Gibbs (Sr.)	1970-71	25	145	176	82.4
Buddy Travis (Sr.)	1950-51	23	84	103	81.6
Antoine Gillespie (Jr.)	1993-94	30	198	245	80.8

### CAREER FREE THROWS MADE

PLAYER	SEASONS	G	FT
Stefon Jackson	2005-09	125	726
Brandon Wolfram	1997-01	114	477
Antoine Gillespie	1992-95	94	470
Randy Culpepper	2007-11	138	456
Nate Archibald	1967-70	73	439
Sharif Fajardo	1994-99	99	387
Jim Barnes	1962-64	54	378
Tim Hardaway	1985-89	124	375
Omar Thomas	2003-05	67	361
Juden Smith	81-83, 84-86	117	360
Dave Feitl	1982-86	125	356
Jim Babers	1952-56	90	340
Charlie Brown	1956-59	67	324
Antonio Davis	1986-90	122	317
Don Burgess	1957-61	91	308

### CAREER FREE THROWS ATTEMPTED

PLAYER	SEASONS	G	FTA
Stefon Jackson	2005-09	125	945
Randy Culpepper	2007-11	138	614
Brandon Wolfram	1997-01	114	599
Antoine Gillespie	1992-95	94	588
Nate Archibald	1967-70	73	559
Antonio Davis	1986-90	122	528
Tim Hardaway	1985-89	124	522
Sharif Fajardo	1994-99	99	515
Jim Barnes	1962-64	54	505
Juden Smith	81-83, 84-86	117	492
Dave Feitl	1982-86	125	487
Terry White	1978-82	111	480
Charlie Brown	1956-59	67	477
Jim Babers	1952-56	90	452
William Smith	1996-00	107	445

### CAREER FREE THROW PERCENTAGE

(Minimum 200 FTs made, 2.5 free throws made per game)

PLAYER	SEASONS	G	FT	FTA	PCT
Omar Thomas	2003-05	67	361	442	81.7
Filiberto Rivera	2003-05	64	229	281	81.5
Antoine Gillespie	1992-95	94	470	588	79.9
Brandon Wolfram	1997-01	114	477	599	79.6
Kimani Jones-Young	1994-97	83	298	376	79.3
Nate Archibald	1967-70	73	439	559	78.5
Stefon Jackson	2005-09	37	726	945	768
Mike Switzer	1967-70	72	253	335	75.5
Jim Babers	1952-56	90	340	452	75.2
Sharif Fajardo	1994-99	99	387	515	75.1
Don Burgess	1957-61	91	308	411	74.9
Jim Barnes	1962-64	54	378	505	74.9
Brian Stewart	2000-02	58	228	306	74.5
Willie Worsley	1965-68	78	241	324	74.4
Randy Culpepper	2007-11	138	456	614	74.3

## ANNUAL LEADER

(Minimum 2.5 free throws made per game)

SEASON	PLAYER	CL	G	FT	FTA	PCT
1947-48	Mike Izquierdo	-	29	87	130	66.9
1948-49	Santos Perez	Jr.	18	64	90	71.1
1949-50	Santos Perez	Sr.	30	76	103	73.8
1950-51	Buddy Travis	-	23	84	103	81.6
1951-52	Merrill Autry	Sr.	25	101	137	73.7
1952-53	Jim Babers	Fr.	26	67	91	73.6
1953-54	Jim Babers	So.	22	61	78	78.2
1954-55	Jim Babers	Jr.	21	77	115	67.0
1955-56	Jim Babers	Sr.	21	135	168	80.4
1956-57	Charlie Brown	So.	21	159	231	68.8
1957-58	Charlie Brown	Jr.	23	72	112	64.3
1958-59	Don Burgess	So.	23	86	115	74.8
1959-60	Don Burgess	Jr.	25	91	120	75.8
1960-61	Don Burgess	Sr.	24	87	119	73.1
1961-62	Willie Brown	Jr.	24	85	113	75.2
1962-63	Jim Barnes	Jr.	26	160	210	76.2
1963-64	Jim Barnes	Sr.	28	218	295	73.9
1964-65	Bobby Joe Hill	So.	27	79	115	68.7
1965-66	Artis Orsten	Sr.	28	72	83	86.7
1966-67	Willie Worsley	Jr.	27	85	119	71.4
1967-68	Willie Worsley	Sr.	22	87	109	79.8
1968-69	Nate Archibald	Jr.	25	161	194	83.0
1969-70	Mike Switzer	Sr.	24	90	115	78.3
1970-71	Dick Gibbs	Sr.	25	145	176	82.4
1971-72	Charlie Brakes	Sr.	27	88	99	88.9
1972-73	Gus Bailey	Jr.	24	99	158	62.7
1973-74	Gus Bailey	Sr.	25	89	154	57.8
1974-75	Gary Brewster	Jr.	26	101	133	75.9
1975-76	Ron Jones	Jr.	26	65	81	79.3
1976-77	Ron Jones	Sr.	24	76	99	76.8
1977-78	Earl Fuller	Fr.	26	73	102	71.7
1978-79	Kevin Hill	Sr.	26	71	108	65.7
1979-80	Anthony Burns	Jr.	28	66	90	73.3
1980-81	Roshern Amie	Sr.	30	64	87	73.6
1981-82	Fred Reynolds	Jr.	28	71	103	68.9
1982-83	Juden Smith	So.	31	88	119	73.9
1983-84	Fred Reynolds	Sr.	29	112	147	76.2
1984-85	Luster Goodwin	Sr.	32	87	103	84.5
1985-86	Juden Smith	Sr.	26	91	120	75.8
1986-87	Chris Blocker	Jr.	31	101	140	72.1
1987-88	Tim Hardaway	Jr.	32	98	130	75.4
1988-89	Tim Hardaway	Sr.	33	169	228	74.1
1989-90	Marion Maxey	So.	30	92	133	69.2
1990-91	Henry Hall	So.	23	74	93	76.9
1991-92	Marion Maxey	Sr.	25	109	150	72.7
1992-93	Eddie Rivera	Sr.	34	112	143	78.3
1993-94	Antoine Gillespie	Jr.	30	198	245	80.8
1994-95	Antoine Gillespie	Sr.	30	164	204	80.4
1995-96	Mark Ingles	Sr.	27	76	88	86.4
1996-97	Jeff Spillar	Sr.	26	64	77	83.1
1997-98	Sharif Fajardo	Jr.	26	129	173	74.6
1998-99	Sharif Fajardo	Sr.	28	146	186	78.5
1999-00	Brandon Wolfram	Jr.	28	138	166	83.1
2000-01	Brandon Wolfram	Sr.	32	206	250	82.4
2001-02	Eugene Costello	Sr.	31	124	165	75.2
2002-03	Giovanni St. Amant	Fr.	30	82	99	82.8
2003-04	Omar Thomas	Jr.	32	154	197	78.2
2004-05	Filiberto Rivera	Sr.	32	116	136	85.3
2005-06	John Toft	Sr.	23	86	122	70.5
2006-07	Stefon Jackson	So.	31	159	219	72.6
2007-08	Stefon Jackson	Jr.	33	221	303	72.9
2008-09	Stefon Jackson	Sr.	37	312	374	83.4
2009-10	Randy Culpepper	Jr.	33	108	147	73.5
2010-11	Randy Culpepper	Sr.	35	154	203	75.9
2011-12	John Bohannon	So.	31	79	108	73.1



■ history & records  
**[REBOUNDS]**

**SINGLE-GAME REBOUNDS**

36	Jim Barnes (Sr.), vs. Western New Mexico	1/4/1964
28	Jim Barnes (Sr.), vs. Missouri State	1/28/1964
27	Jim Barnes (Sr.), vs. Hardin-Simmons	2/16/1963
27	Jim Barnes (Sr.), vs. Centenary	12/16/1963
26	Jim Barnes (Sr.), vs. Tennessee Tech	12/19/1963
26	Jim Barnes (Sr.), vs. West Texas A&M	1/8/1964
25	Jim Barnes (Sr.), vs. Long Beach State	12/13/1963
24	Al Tolen (Sr.), vs. Arizona State	2/20/1961
24	Al Tolen (Sr.), vs. West Texas A&M	2/27/1961
24	Jim Barnes (Sr.), vs. Wisconsin	12/18/1962
24	Jim Barnes (Sr.), vs. Los Angeles State	12/22/1962
24	Jim Barnes (Sr.), vs. Tarleton State	12/9/1963
24	Terry White (Sr.), vs. Texas Southern	12/12/1981
23	Jim Barnes (Sr.), vs. Arizona State	1/5/1963
23	Al Tolen (Sr.), at Arizona	1/7/1961
23	Al Tolen (Sr.), vs. Hardin-Simmons	2/25/1961
22	Jim Barnes (Sr.), vs. Tennessee Tech	12/19/1963
22	Jim Barnes (Sr.), vs. Clemson	12/28/1963
22	Jolo Garcia (Sr.), vs. BYU	2/1/1997
21	Jim Barnes (Sr.), vs. North Texas State	11/30/1963
21	Tom Pauling (Sr.), at West Texas A&M	12/9/1976
20	Ted Sterrett (So.), vs. Wayland	12/12/1960
20	Nolan Richardson (So.), vs. Eastern New Mexico	2/15/1961
20	Bobby Joe Hill (Jr.), vs. Arizona	1/13/1962
20	Jim Barnes (Sr.), vs. UT-Pan American	2/22/1964
20	Jim Barnes (Sr.), at Hardin-Simmons	1/26/1963
20	Jim Barnes (Sr.), vs. West Texas A&M	2/18/1963
20	Jim Barnes (Sr.), vs. New Mexico State	2/23/1963
20	Terry White (So.), vs. Texas A&M-Kingsville	12/1/1979
20	Terry White (Sr.), vs. Texas A&M-Kingsville	11/27/1981

**20-REBOUND GAMES**

PLAYER	YEARS	GAMES
Jim Barnes	1962-64	18
Al Tolen	1959-61	4
Terry White	1978-82	3
Jolo Garcia	1994-97	1
Bobby Joe Hill	1960-62	1
Tom Pauling	1974-77	1
Nolan Richardson	1960-63	1
Ted Sterrett	1960-63	1

**SEASON REBOUNDS**

PLAYER	SEASONS	G	REB
Jim Barnes (Sr.)	1963-64	28	537
Jim Barnes (Jr.)	1962-63	26	428
Harry Flournoy (Sr.)	1965-66	29	309
Harry Flournoy (Jr.)	1964-65	26	306
Arnett Moultrie (Fr.)	2008-09	37	302
Jim Forbes (So.)	1971-72	27	290
Terry White (Sr.)	1981-82	28	288
Ed Haller (Sr.)	1955-56	22	277
Al Tolen (Sr.)	1960-61	24	277
David Lattin (Jr.)	1966-67	27	273
Dick Gibbs (Sr.)	1970-71	25	266
Julyan Stone (Sr.)	2010-11	35	261
Antonio Davis (Jr.)	1988-89	32	255
Justino Victoriano (Sr.)	2002-03	30	254
George Banks (Jr.)	1993-94	30	250

**SEASON REBOUND AVERAGE**

PLAYER	SEASONS	G	REB	AVG
Jim Barnes (Sr.)	1963-64	28	537	19.2
Jim Barnes (Jr.)	1962-63	26	428	16.5
Ed Haller (Sr.)	1955-56	22	277	12.6
Harry Flournoy (Jr.)	1964-65	26	306	11.8
Al Tolen (Sr.)	1960-61	24	277	11.5
Ed Haller (Jr.)	1954-55	17	191	11.2
Jim Forbes (So.)	1971-72	27	290	10.74
Harry Flournoy (Sr.)	1965-66	29	309	10.66
Dick Gibbs (Sr.)	1970-71	25	266	10.64
Terry White (Sr.)	1981-82	28	288	10.3
Charlie Brown (So.)	1956-57	21	214	10.2
David Lattin (Jr.)	1966-67	27	273	10.1
Jolo Garcia (Sr.)	1996-97	25	247	9.9
Anthony Burns (Fr.)	1977-78	26	244	9.4
Nolan Richardson (So.)	1960-61	21	193	9.2
John Tofi (Sr.)	2005-06	23	211	9.2

**CAREER REBOUNDS**

PLAYER	SEASONS	G	REB
Jim Barnes	1962-64	54	965
Terry White	1978-82	111	948
Anthony Burns	1977-81	110	923
Harry Flournoy	1963-66	83	836
John Tofi	2002-06	117	774
Roy Smallwood	1999-04	128	755
Antonio Davis	1986-90	122	744
Julyan Stone	2007-11	138	744
Brandon Wolfram	1997-01	114	734
Dave Feitl	1982-86	125	726
Gary Brewster	1972-76	100	673
Stefon Jackson	2005-09	125	643
Ralph Davis	1990-94	122	633
Wayne Campbell	82-83, 85-88	124	614
Jason Williams	2003-06	97	614

**CAREER REBOUND AVERAGE**

PLAYER	SEASONS	G	REB	AVG
Jim Barnes	1962-64	54	965	17.9
Ed Haller	1954-56	39	468	12.0
Harry Flournoy	1963-66	83	836	10.1
Dick Gibbs	1969-71	45	435	9.7
David Lattin	1965-67	56	521	9.3
Jim Forbes	1971-74	61	553	9.1
Charlie Brown	1956-59	67	578	8.6
Terry White	1978-82	111	948	8.5
George Banks	1993-95	59	498	8.44
Al Tolen	1959-61	49	413	8.43
Anthony Burns	1977-81	110	923	8.39
Nolan Richardson	1960-63	71	543	7.65
Nevill Shed	1965-67	79	601	7.61
Marlon Maxey	1989-92	72	539	7.49
Arnett Moultrie	2008-10	70	522	7.46

**ANNUAL LEADER**

(Ranked by rebound average)

SEASON	PLAYER	CL	G	REB	AVG
1952-53	Jim Babers	Fr.	26	101	3.9
1953-54	Billy Gregory	Jr.	22	115	5.2
1954-55	Ed Haller	Jr.	17	191	11.2
1955-56	Ed Haller	Sr.	22	277	12.6
1956-57	Charlie Brown	So.	21	214	10.2
1957-58	Charlie Brown	Jr.	23	184	8.0
1958-59	Charlie Brown	Sr.	23	180	7.8
1959-60	Bob Davis	Jr.	21	180	8.6
1960-61	Al Tolen	Sr.	24	277	11.5
1961-62	Bobby Joe Hill	Jr.	24	215	9.0
1962-63	Jim Barnes	Jr.	26	428	16.5
1963-64	Jim Barnes	Sr.	28	537	19.2
1964-65	Harry Flournoy	Jr.	26	306	11.8
1965-66	Harry Flournoy	Sr.	29	309	10.7
1966-67	David Lattin	Jr.	27	273	10.1
1967-68	Mike Switzer	So.	23	153	6.7
1968-69	Ples Vann	Jr.	25	194	7.8
1969-70	Dick Gibbs	Jr.	20	169	8.5
1970-71	Dick Gibbs	Sr.	25	266	10.6
1971-72	Jim Forbes	So.	27	290	10.7
1972-73	Gus Bailey	Jr.	24	168	7.0
1973-74	Jim Forbes	Sr.	25	186	7.4
1974-75	Gary Brewster	Jr.	26	216	8.3
1975-76	Gary Brewster	Sr.	23	151	6.6
1976-77	Tom Pauling	Jr.	26	209	8.0
1977-78	Anthony Burns	Fr.	26	244	9.4
1978-79	Anthony Burns	So.	26	226	8.7
1979-80	Terry White	So.	28	248	8.9
1980-81	Anthony Burns	Sr.	30	243	8.1
1981-82	Terry White	Jr.	28	288	10.3
1982-83	Paul Cunningham	Jr.	29	156	5.4
1983-84	Kevin Hamilton	So.	31	165	5.3
1984-85	Dave Feitl	Jr.	32	227	7.1
1985-86	Dave Feitl	Sr.	33	226	6.8
1986-87	Mike Richmond	Sr.	31	197	6.4
1987-88	Antonio Davis	So.	30	195	6.5
1988-89	Antonio Davis	Jr.	32	255	8.0
1989-90	Marlon Maxey	So.	30	235	7.8
1990-91	David Van Dyke	Jr.	29	171	5.9
1991-92	Marlon Maxey	Sr.	25	184	7.4
1992-93	Ralph Davis	Jr.	34	226	6.6
1993-94	George Banks	Jr.	30	250	8.3
1994-95	George Banks	Sr.	29	248	8.6
1995-96	Jolo Garcia	Jr.	24	136	5.7
1996-97	Jolo Garcia	Sr.	25	247	9.9
1997-98	Sharif Fajardo	Jr.	26	193	7.4
1998-99	William Smith	Jr.	28	177	6.3
1999-00	Brandon Wolfram	Jr.	28	191	6.8
2000-01	Brandon Wolfram	Sr.	32	242	7.6
2001-02	Roy Smallwood	Jr.	30	190	6.3
2002-03	Justino Victoriano	Sr.	30	254	8.5
2003-04	Jason Williams	So.	32	194	6.1
2004-05	Omar Thomas	Sr.	35	233	6.7
2005-06	John Tofi	Sr.	23	211	9.2
2006-07	Stefon Jackson	So.	31	197	6.4
2007-08	Stefon Jackson	Jr.	33	188	5.7
2008-09	Arnett Moultrie	So.	37	302	8.2
2009-10	Derrick Character	Jr.	27	218	8.1
2010-11	Julyan Stone	Sr.	35	261	7.5
2011-12	John Bohannon	So.	31	225	7.3

**ANTHONY BURNS**



# [DOUBLE-DOUBLES]

ROSHERN AMIE (3)	DATE	P	R	A
at Air Force	1/24/1981	16	10	
San Diego State	1/31/1981	14	12	
at BYU	2/19/1981	20	13	

ORSTEN ARTIS (3)	DATE	P	R	A
at Murray State	12/18/1964	10	11	
William & Mary	12/29/1964	21	14	
at Manhattan	3/11/1965	10	17	

JIM BABERS (2)	DATE	P	R	A
Sul Ross State	12/4/1954	15	10	
West Texas A&M	2/17/1956	29	11	

GUS BAILEY (12)	DATE	P	R	A
Iowa	12/7/1971	15	11	
Doane College	11/24/1972	12	10	
Oklahoma Christian	12/23/1972	10	12	
Indiana	12/29/1972	18	10	
Arizona State	2/8/1973	12	11	
Colorado State	2/24/1973	15	17	
New Mexico	3/3/1973	25	10	
Quincy College	12/1/1973	15	10	
Wabash	12/11/1973	14	12	
Evansville	12/22/1973	13	10	
Arizona State	2/15/1974	16	10	
Colorado State	2/23/1974	27	13	

CHARLIE BANKS (4)	DATE	P	R	A
New Mexico State	2/24/1964	16	13	
Hayward State	12/21/1964	16	14	
at Arizona	12/23/1964	15	14	
Arizona State	2/3/1965	19	10	

GEORGE BANKS (16)	DATE	P	R	A
Pepperdine	12/29/1993	14	12	
New Mexico	1/29/1994	11	11	
at New Mexico	2/5/1994	14	10	
Colorado State	2/10/1994	15	11	
Wyoming	2/12/1994	17	11	
New Mexico State	12/6/1994	17	13	
Arizona	12/17/1994	12	11	
Seattle	12/21/1994	28	14	
UT-Pan American	12/28/1994	29	10	
at Hawaii	1/9/1995	12	10	
at New Mexico	1/21/1995	12	10	
Utah	2/4/1995	18	14	
New Mexico	2/11/1995	21	13	
at Air Force	3/2/1995	12	12	
Hawaii	3/9/1995	14	15	
New Mexico State	3/20/1995	27	12	

JIM BARNES (48)	DATE	P	R	A
Wayland	12/3/1962	25	15	
at Wisconsin	12/8/1962	14	24	
New Mexico	12/10/1962	19	15	
at Utah State	12/14/1962	21	10	
Oklahoma State	12/19/1962	15	16	
Colorado State	12/21/1962	10	16	
Los Angeles State	12/22/1962	33	24	
Tennessee	12/28/1962	14	17	
Texas	12/29/1962	10	13	
Arizona	1/4/1963	24	23	
Arizona State	1/6/1963	18	15	
at Hardin-Simmons	1/26/1963	22	20	
at Arizona State	2/2/1963	27	19	
at Arizona	2/4/1963	22	15	
Utah State	2/8/1963	16	19	
Hardin-Simmons	2/16/1963	19	27	
West Texas A&M	2/18/1963	18	20	
New Mexico State	2/23/1963	36	20	
Wichita State	2/26/1963	19	17	
at New Mexico State	2/28/1963	27	14	
Air Force	3/2/1963	13	18	
North Texas	11/30/1963	29	21	
at Washington	12/2/1963	20	13	
at Wichita State	12/4/1963	32	11	
Tarleton State	12/9/1963	35	24	



**GREG FOSTER**

Long Beach State	12/13/1963	42	25	
San Jose State	12/14/1963	19	19	
Centenary	12/16/1963	29	27	
Tennessee Tech	12/18/1963	35	26	
Tennessee Tech	12/19/1963	20	22	
at Tulane	12/20/1963	32	18	
at William & Mary	12/21/1963	24	10	
Clemson	12/28/1963	27	22	
Denver	12/29/1963	27	19	
Western New Mexico	1/4/1964	51	36	
Arizona State	1/6/1964	30	19	
West Texas A&M	1/8/1964	40	26	
West Texas A&M	1/25/1964	24	18	
Missouri State	1/28/1964	41	28	
at Arizona State	2/1/1964	20	16	
at New Mexico	2/8/1964	17	13	
at Denver	2/10/1964	37	14	
at New Mexico State	2/17/1964	35	19	
UT-Pan American	2/22/1964	34	20	
New Mexico State	2/24/1964	36	19	
at North Texas	2/26/1964	22	14	
at Texas A&M	3/9/1964	42	19	
at Creighton	3/14/1964	15	10	

KEVIN BEAL (4)	DATE	P	R	A
at New Mexico State	12/1/1994	14	11	
at New Mexico	12/1/1995	16	11	
San Diego State	2/23/1995	12	17	
New Mexico State	11/30/1995	13	11	

VON BENNETT (1)	DATE	P	R	A
at San Diego State	1/19/1991	12	10	

JOHN BOHANNON (7)	DATE	P	R	A
Arkansas-Pine Bluff	12/12/2010	12	12	
Western New Mexico	12/28/2010	20	14	
Arkansas-Pine Bluff	12/29/2011	14	10	
Houston	1/7/2012	14	11	
East Carolina	1/18/2012	17	14	
at Houston	1/28/2012	17	13	
at Rice	2/1/2012	18	12	

JON BOMBA (1)	DATE	P	R	A
at New Mexico State	11/30/1996	10	11	

GARY BREWSTER (14)	DATE	P	R	A
Doane College	11/24/1972	23	10	
Utah	1/11/1973	12	10	
Evansville	12/22/1973	15	12	
Wyoming	2/22/1974	24	11	

Sul Ross State	11/29/1974	18	12	
North Texas	12/6/1974	17	13	
at Creighton	12/7/1974	12	11	
Miami (OH)	12/19/1974	24	11	
Eastern New Mexico	1/4/1975	15	14	
Wyoming	1/11/1975	14	12	
at Arizona State	1/17/1975	20	12	
BYU	1/24/1975	25	13	
Utah	1/25/1975	18	11	
at Utah	2/28/1975	22	15	

CHARLIE BROWN (17)	DATE	P	R	A
New Mexico	12/28/1956	21	10	
at New Mexico State	1/19/1957	21	12	
Arizona State	1/28/1957	20	13	
at Arizona	2/4/1957	17	19	
at West Texas A&M	2/15/1957	37	12	
at Hardin-Simmons	2/18/1957	17	15	
at Washington (Mo.)	12/6/1957	19	11	
at Texas State	12/14/1957	29	12	
New Mexico Highlands	1/2/1958	25	11	
at West Texas A&M	1/11/1958	23	11	
West Texas A&M	2/24/1958	20	10	
Hardin-Simmons	2/28/1958	22	10	
at Tennessee Tech	12/8/1958	20	12	
UC-Santa Barbara	12/15/1958	14	11	
at Sul Ross State	12/19/1958	21	11	
West Texas A&M	1/17/1959	24	13	
at West Texas A&M	2/28/1959	15	13	

WILLIE BROWN (4)	DATE	P	R	A
at Tulsa	12/4/1961	21	11	
at New Mexico Highlands	12/16/1961	22	10	
Colorado State	12/18/1961	19	11	
at Eastern New Mexico	1/29/1962	21	10	

DON BURGESS (5)	DATE	P	R	A
Eastern New Mexico	2/20/1960	11	12	
at Sul Ross State	12/16/1960	13	10	
Eastern New Mexico	2/15/1961	15	11	
Arizona State	2/20/1961	14	11	
Hardin-Simmons	2/25/1961	10	12	

JACK BURGESS (2)	DATE	P	R	A
West Texas A&M	2/24/1958	17	10	
Arizona	2/23/1959	23	12	

ANTHONY BURNS (31)	DATE	P	R	A
Abilene Christian	11/25/1977	10	13	
Alaska-Anchorage	12/12/1977	13	13	

at Wyoming	2/4/1978	22	11	
at New Mexico	2/18/1978	22	10	
Wyoming	3/2/1978	15	15	
Texas A&M-Commerce	11/24/1978	16	12	
Midwestern	11/29/1978	15	12	
New Mexico State	12/5/1978	15	10	
at George Washington	12/8/1978	24	12	
Michigan	12/29/1978	14	10	
Alabama State	1/6/1979	25	14	
at BYU	1/11/1979	18	10	
Colorado State	1/20/1979	13	10	
San Diego State	2/23/1979	12	11	
at Seton Hall	12/7/1979	13	14	
at New Mexico State	12/15/1979	10	10	
Illinois Tech	12/22/1979	18	10	
Houston	12/28/1979	23	10	
San Diego State	1/17/1980	16	12	
Hawaii	1/19/1980	17	13	
New Mexico	1/23/1980	10	11	
at BYU	1/31/1980	22	11	
at San Diego State	2/16/1980	19	13	
Colorado	12/3/1980	15	13	
at Assumption	12/6/1980	18	14	
at UNLV	12/8/1980	26	13	
at New Mexico State	12/13/1980	16	13	
BYU	1/17/1981	14	11	
San Diego State	1/31/1981	14	12	
New Mexico	2/7/1981	17	14	
UNLV	2/28/1981	16	17	

WILLIE CAGER (4)	DATE	P	R	A
UT-Pan American	12/8/1966	24	12	
Southern Mississippi	1/7/1967	10	10	
Arizona State	3/6/1968	18	15	
Colorado State	2/28/1969	17	10	

WAYNE CAMPBELL (5)	DATE	P	R	A
UT-Pan American	12/6/1986	11	13	
at Hawaii	1/3/1987	17	12	
BYU	1/9/1987	14	13	
at Air Force	2/20/1988	17	11	
at Utah	3/3/1988	10	10	

DERRICK CHARACTER (7)	DATE	P	R	A
Mississippi	12/16/2009	15	15	
Alcorn State	12/19/2009	12	10	
Oklahoma	12/21/2009	11	10	
Norfolk State	12/28/2009	15	15	
at UAB	1/30/2010	20	13	
Houston	2/3/2010	22	13	
Tulsa	2/6/2010	12	12	

EUGENE COSTELLO (1)	DATE	P	R	A
Fresno State	2/17/2001	19	10	



■ history & records  
**[DOUBLE-DOUBLES]**

South Carolina	12/28/1989	14	10		
at New Mexico	1/30/1990	12	11		
New Mexico	3/3/1990	10	12		
at Minnesota	3/16/1990	12	11		
<b>BOB DAVIS (4)</b>	<b>DATE</b>	<b>P</b>	<b>R</b>	<b>A</b>	
at Wichita State	12/5/1959	13	15		
Abilene Christian	1/4/1960	19	13		
at West Texas A&M	2/13/1960	16	12		
at Abilene Christian	2/16/1960	16	15		
<b>GREG DAVIS (1)</b>	<b>DATE</b>	<b>P</b>	<b>R</b>	<b>A</b>	
at New Mexico State	12/12/1970	14	10		
<b>RALPH DAVIS (10)</b>	<b>DATE</b>	<b>P</b>	<b>R</b>	<b>A</b>	
at UCLA	11/20/1992	14	10		
Austin Peay	12/28/1992	14	11		
Air Force	1/7/1993	10	11		
at San Diego State	1/15/1993	15	10		
at Wyoming	2/11/1993	12	12		
Hawaii	2/20/1993	28	13		
at Utah	3/12/1993	16	10		
at New Mexico State	12/3/1993	20	18		
Abilene Christian	12/18/1993	15	15		
Air Force	2/26/1994	18	13		
<b>BOB DOYLE (1)</b>	<b>DATE</b>	<b>P</b>	<b>R</b>	<b>A</b>	
Southern Colorado	12/9/1968	11	11		
<b>SCOTT ENGLISH (13)</b>	<b>DATE</b>	<b>P</b>	<b>R</b>	<b>A</b>	
at Arizona State	2/19/1970	17	12		
Eastern New Mexico	12/15/1970	16	14		
Arizona State	2/4/1971	15	13		
Arizona	2/6/1971	17	11		
Wyoming	2/25/1971	14	19		
at Arizona State	3/6/1971	29	10		
McMurry	12/3/1971	17	12		
UT-Pan American	12/11/1971	19	14		
at UW-Milwaukee	12/13/1971	22	10		
Memphis State	12/18/1971	17	13		
Colorado State	12/21/1971	23	12		
Missouri Western	12/29/1971	21	11		
at Colorado State	1/8/1972	24	11		
<b>NICK ENZWEILER (1)</b>	<b>DATE</b>	<b>P</b>	<b>R</b>	<b>A</b>	
New Mexico Highlands	12/30/2000	16	10		
<b>JOSE ESCOBEDO (1)</b>	<b>DATE</b>	<b>P</b>	<b>R</b>	<b>A</b>	
Jackson State	11/25/1999	10	11		
<b>SHARIF FAJARDO (8)</b>	<b>DATE</b>	<b>P</b>	<b>R</b>	<b>A</b>	
San Diego State	1/9/1999	23	10		
San Jose State	2/13/1999	16	14		
Southern Utah	12/1/1997	18	12		
Alcorn State	12/21/1997	18	14		
Air Force	1/15/1998	11	10		
UNLV	1/17/1998	23	11		
at UNLV	2/14/1998	13	10		
BYU	2/28/1998	25	12		
<b>DAVE FEITL (14)</b>	<b>DATE</b>	<b>P</b>	<b>R</b>	<b>A</b>	
SMU	12/28/1983	10	11		
Wyoming	2/12/1983	21	13		
Air Force	2/14/1983	14	12		
Illinois	12/3/1984	14	11		
Wake Forest	12/28/1984	26	15		
Southern	12/31/1984	23	13		
Air Force	1/10/1985	16	10		
Hawaii	2/16/1985	11	10		
Utah	3/8/1985	27	10		
Appalachian State	11/27/1985	15	10		
New Mexico State	12/2/1985	21	15		
Alcorn State	12/21/1985	14	12		
at San Diego State	1/18/1986	19	11		
Colorado State	2/20/1986	16	11		

<b>HANS FIELDS (2)</b>	<b>DATE</b>	<b>P</b>	<b>R</b>	<b>A</b>	
Sul Ross State	1/3/1959	10	16		
New Mexico State	1/10/1959	11	11		
<b>HARRY FLOURNOY (16)</b>	<b>DATE</b>	<b>P</b>	<b>R</b>	<b>A</b>	
Tennessee Tech	12/19/1963	12	10		
Midwestern	12/3/1964	14	14		
Arizona	2/5/1965	14	12		
Centenary	2/15/1965	21	17		
Eastern New Mexico	12/4/1965	16	17		
Texas A&M-Commerce	12/9/1965	13	17		
Fresno State	12/17/1965	12	11		
Fresno State	12/18/1965	11	11		
at South Dakota	12/21/1965	12	19		
Iowa	12/30/1965	10	18		
Tulsa	1/3/1966	12	15		
New Mexico State	2/1/1966	10	10		
at New Mexico	2/12/1966	10	10		
Arizona State	2/14/1966	10	17		
at UT-Pan American	2/19/1966	10	12		
at Seattle	3/5/1966	14	12		
<b>JIM FORBES (20)</b>	<b>DATE</b>	<b>P</b>	<b>R</b>	<b>A</b>	
UT-Pan American	12/11/1971	12	10		
Colorado	12/21/1971	17	16		
Missouri Western	12/29/1971	11	12		
at Wyoming	1/7/1972	11	15		
New Mexico State	1/22/1972	16	10		
Arizona	1/28/1972	10	11		
Arizona State	1/29/1972	23	12		
at Utah	2/3/1972	12	13		
Colorado State	2/10/1972	13	13		
Wyoming	2/12/1972	15	12		
New Mexico	2/19/1972	19	17		
at Arizona State	2/24/1972	20	13		
BYU	3/3/1972	16	13		
Utah	3/4/1972	11	15		
Utah	1/11/1973	18	17		
BYU	1/12/1973	10	10		
at Wyoming	1/27/1973	14	13		
Missouri Western	12/29/1973	12	11		
at Arizona	1/12/1974	22	14		
at Wyoming	1/26/1974	10	10		
<b>GREG FOSTER (7)</b>	<b>DATE</b>	<b>P</b>	<b>R</b>	<b>A</b>	
at Air Force	1/14/1989	15	10		
at Utah	2/18/1989	12	10		
San Diego State	3/4/1989	17	12		
Wyoming	3/9/1989	14	11		
New Mexico	3/10/1989	15	11		
Delaware State	12/06/1989	12	15		
at Wyoming	2/28/1990	11	11		
<b>JOJO GARCIA (9)</b>	<b>DATE</b>	<b>P</b>	<b>R</b>	<b>A</b>	
Cardinal Stritch	12/20/1994	11	11		
New Mexico State	12/4/1996	14	11		
Seattle	12/8/1996	27	12		
Sam Houston State	12/19/1996	17	15		
Princeton	12/28/1996	13	12		
SMU	1/9/1997	11	16		
at New Mexico	1/25/1997	10	11		
BYU	2/1/1997	11	22		
Montana Tech	2/22/1997	11	17		
<b>QUINTAN GATES (3)</b>	<b>DATE</b>	<b>P</b>	<b>R</b>	<b>A</b>	
at San Diego State	1/5/1987	12	12		
BYU	1/9/1987	15	12		
Hawaii	2/14/1987	16	11		
<b>DICK GIBBS (16)</b>	<b>DATE</b>	<b>P</b>	<b>R</b>	<b>A</b>	
Quincy College	12/6/1969	10	15		
UL-Lafayette	1/3/1970	15	11		
Arizona	1/15/1970	12	12		
Arizona State	1/17/1970	14	11		
Wayland Baptist	12/2/1970	13	10		
Western New Mexico	12/4/1970	23	17		
Eastern New Mexico	12/15/1970	17	10		
USC	12/19/1970	18	10		

Adams State	12/29/1970	14	16		
UL-Lafayette	1/2/1971	21	16		
UL-Lafayette	1/4/1971	23	11		
BYU	1/9/1971	19	12		
New Mexico State	1/23/1971	17	15		
at Wyoming	1/30/1971	22	14		
Arizona	2/6/1971	17	11		
at BYU	2/11/1971	21	11		
<b>ANTOINE GILLESPIE (4)</b>	<b>DATE</b>	<b>P</b>	<b>R</b>	<b>A</b>	
at Air Force	2/25/1993	14	11		
at Fresno State	1/8/1994	16	10		
Western New Mexico	2/1/1994	28	10		
Seattle	12/21/1994	22	14		
<b>JOE GRIFFIN (1)</b>	<b>DATE</b>	<b>P</b>	<b>R</b>	<b>A</b>	
Austin Peay State	12/29/1989	12	11		
<b>CALVIN HALE (3)</b>	<b>DATE</b>	<b>P</b>	<b>R</b>	<b>A</b>	
Colorado	11/29/1976	21	14		
Baylor	12/17/1976	14	17		
Kentucky State	12/8/1977	18	10		
<b>ED HALLER (16)</b>	<b>DATE</b>	<b>P</b>	<b>R</b>	<b>A</b>	
Western New Mexico	12/1/1955	17	10		
New Mexico	12/3/1955	14	13		
at Washington (Mo.)	12/9/1955	13	16		
at Bradley	12/10/1955	17	10		
at Creighton	12/12/1955	16	16		
Murray State	12/16/1955	17	14		
Memphis State	12/19/1955	16	16		
Arizona State	1/6/1956	14	14		
Hardin-Simmons	1/14/1956	17	15		
at New Mexico State	1/27/1956	15	10		
at Arizona State	2/11/1956	18	18		
at Arizona	2/13/1956	14	12		
West Texas A&M	2/17/1956	24	13		
Texas Tech	2/20/1956	25	13		
at Hardin-Simmons	2/25/1956	15	17		
at West Texas A&M	2/28/1956	23	15		
<b>KEVIN HAMILTON (5)</b>	<b>DATE</b>	<b>P</b>	<b>R</b>	<b>A</b>	
UT-San Antonio	1/10/1983	11	10		
Alcorn State	12/30/1983	26	14		
Hawaii	1/14/1984	12	10		
Utah	2/2/1984	10	10		
at Wyoming	2/1/1985	16	11		
<b>TIM HARDAWAY (2)</b>	<b>DATE</b>	<b>P</b>	<b>R</b>	<b>A</b>	
at Ark.-Little Rock	12/10/1987	12	10		
BYU	1/7/1989	24	10		
<b>PHIL HARRIS (10)</b>	<b>DATE</b>	<b>P</b>	<b>R</b>	<b>A</b>	
Sam Houston State	12/1/1966	10	13		
Drake	12/30/1966	16	10		
Southern Miss	1/6/1967	10	10		
at BYU	1/26/1967	17	10		
at Seattle	2/11/1967	17	10		
Seattle	2/18/1967	10	11		
at Utah State	2/20/1967	18	17		
West Texas A&M	2/25/1967	11	11		
Southern Colorado	1/13/1968	20	13		
West Texas A&M	1/27/1968	19	14		
<b>KEVIN HENDERSON (1)</b>	<b>DATE</b>	<b>P</b>	<b>R</b>	<b>A</b>	
UCF	1/27/2007	19	15		
<b>BOBBY JOE HILL (4)</b>	<b>DATE</b>	<b>P</b>	<b>R</b>	<b>A</b>	
Arizona	1/13/1962	10	20		
at Arizona	2/5/1962	10	13		
Eastern New Mexico	2/13/1962	18	13		
West Texas A&M	2/26/1962	16	11		
<b>KEVIN HILL (1)</b>	<b>DATE</b>	<b>P</b>	<b>R</b>	<b>A</b>	
Kentucky State	12/8/1977	16	10		

<b>TYRONE BOBBY JOE HILL (3)</b>	<b>DATE</b>	<b>P</b>	<b>R</b>	<b>A</b>	
Utah State	1/21/1965	15	10		
at New Mexico State	2/24/1965	13	11		
Utah	3/18/1966	18	11		
<b>PAUL HINES (2)</b>	<b>DATE</b>	<b>P</b>	<		

# [DOUBLE-DOUBLES]

MARLON MAXEY (18)	DATE	P	R	A
Delta State	11/24/1989	12	12	
Delaware State	12/6/1989	15	11	
at Bradley	12/9/1989	16	13	
at New Mexico State	12/12/1989	14	10	
at BYU	1/11/1990	24	14	
at Hawaii	1/18/1990	11	13	
at New Mexico	1/30/1990	13	11	
Hawaii	2/24/1990	12	11	
Hawaii	3/10/1990	17	11	
Bradley	12/10/1990	11	12	
West Texas A&M	2/13/1991	13	10	
at New Mexico	2/23/1991	12	10	
at Wyoming	2/28/1991	19	10	
at San Diego State	1/23/1992	24	11	
Wyoming	2/20/1992	15	11	
Southern Utah	2/24/1992	12	13	
at BYU	3/14/1992	12	12	
at Evansville	3/20/1992	23	11	

GABRIEL MCCULLY (2)	DATE	P	R	A
NM State	12/11/2011	18	13	
at Rice	2/11/2012	23	10	

JOHNNY MELVIN (5)	DATE	P	R	A
Georgetown	12/15/1990	14	11	
at Air Force	2/7/1991	16	10	
Texas	12/29/1991	15	10	
at Wyoming	2/11/1993	21	10	
San Diego State	2/18/1993	18	15	

MARK MCCALL (1)	DATE	P	R	A
at New Mexico	3/8/1990	13	11	

NED MOORE (5)	DATE	P	R	A
Kentucky Wesleyan	12/18/1954	19	12	
Murray State	12/22/1954	13	13	
Hardin-Simmons	1/11/1955	14	12	
at Arizona	2/13/1956	12	10	
Texas Tech	2/20/1956	15	12	

ARNETT MOULTRIE (9)	DATE	P	R	A
Wake Forest	11/28/2008	13	13	
Sam Houston State	12/6/2008	13	10	
at Houston	1/28/2009	19	18	
Houston	3/12/2009	13	17	
Northeastern	3/23/2009	14	10	
Oregon State	4/1/2009	12	11	
Texas Southern	11/13/2009	17	11	
at Houston	1/13/2010	15	13	
Tulsa	2/6/2010	10	11	

TOM PAULING (10)	DATE	P	R	A
at Wyoming	2/14/1975	10	12	
Arizona State	1/24/1976	12	10	
New Mexico	2/7/1976	22	13	
Colorado State	2/13/1976	12	10	
BYU	2/26/1976	12	12	
New Mexico State	12/13/1976	19	21	
Baylor	12/17/1976	14	14	
Doane College	1/3/1977	10	11	
Wyoming	2/3/1977	11	14	
BYU	2/26/1977	16	13	

JACK PORTER (1)	DATE	P	R	A
Louisiana Tech	12/16/1954	24	10	

VICTOR RAMALHO (2)	DATE	P	R	A
SMU	1/9/2008	14	10	
at Houston	1/19/2008	11	10	

NOLAN RICHARDSON (13)	DATE	P	R	A
at Western New Mexico	12/14/1960	16	10	
New Mexico State	1/14/1961	22	10	
Pasadena College	2/1/1961	20	12	
at West Texas A&M	2/4/1961	17	15	
at New Mexico State	2/11/1961	34	10	
Eastern New Mexico	2/15/1961	23	20	
Arizona State	2/20/1961	24	10	
Hardin-Simmons	2/25/1961	18	10	
Colorado State	12/18/1961	19	12	
Northern Arizona	1/6/1962	13	11	

at Hardin-Simmons	2/17/1962	11	15	
Hardin-Simmons	2/24/1962	20	12	
at New Mexico State	2/28/1962	14	10	

MIKE RICHMOND (6)	DATE	P	R	A
at New Mexico	1/25/1986	20	12	
Colorado State	2/20/1986	17	13	
Colorado State	3/6/1986	10	10	
at Georgetown	12/20/1986	18	10	
New Mexico	1/31/1987	20	17	
Arizona	3/13/1987	18	11	

FRED REYNOLDS (10)	DATE	P	R	A
at Colorado State	1/10/1980	15	11	
Texas A&M-Kingsville	11/27/1981	16	11	
New Mexico State	12/1/1981	17	11	
Georgia Tech	12/18/1981	12	13	
Air Force	1/9/1982	10	10	
at New Mexico	2/6/1982	14	10	
at Tulsa	3/16/1982	24	10	
Hawaii	2/20/1982	12	13	
at New Mexico State	11/30/1982	10	10	
at Colorado State	1/19/1984	12	10	

EDDIE RIVERA (3)	DATE	P	R	A
Houston	3/19/1993	12	10	
Mississippi College	2/3/1993	10	13	
Air Force	1/7/1993	19	11	

FILIBERTO RIVERA (2)	DATE	P	R	A
Alabama State	12/27/2004	14	12	
Fresno State	2/10/2005	19	12	

JOHN SAFFLE (1)	DATE	P	R	A
Southern Colorado	1/2/1976	13	11	

JON SANDERS (2)	DATE	P	R	A
Sul Ross State	12/18/1957	15	12	
at Arizona	2/3/1958	14	11	

CHRIS SANDLE (5)	DATE	P	R	A
Lamar	12/17/1987	15	10	
Air Force	1/9/1988	21	13	
Hawaii	2/12/1988	10	11	
at Air Force	2/20/1988	13	10	
New Mexico	3/10/1988	22	10	

NEVIL SHED (20)	DATE	P	R	A
at Wichita State	12/9/1964	21	10	
at Denver	12/12/1964	11	10	
Centenary	2/15/1965	14	11	
West Texas A&M	2/18/1965	11	19	
Eastern New Mexico	12/4/1965	14	10	
UT-Pan American	12/11/1965	11	17	
at South Dakota	12/21/1965	19	12	
Loyola	12/29/1965	23	15	
Iowa	12/30/1965	17	10	
Seattle	1/6/1966	14	11	
West Texas A&M	1/29/1966	12	11	
New Mexico State	2/1/1966	20	10	
at Arizona	2/10/1966	16	12	
Sam Houston State	12/1/1966	12	11	
Abilene Christian	12/3/1966	10	11	
Texas A&M-Commerce	12/6/1966	11	11	
at Kansas	12/17/1966	15	11	
Wichita State	12/19/1966	14	10	
Southern Miss	1/7/1967	13	11	
at Utah State	2/20/1967	16	11	

ROY SMALLWOOD (12)	DATE	P	R	A
UT-Pan American	12/6/1999	18	12	
Ark.-Pine Bluff	11/29/2000	13	10	
at New Mexico State	12/2/2000	22	10	
SMU	3/8/2001	13	10	
Ark.-Monticello	11/16/2001	22	12	
at New Mexico State	12/01/2001	12	10	
Washington	12/06/2001	15	10	
at Rice	1/12/2002	22	11	

Boise State	1/26/2002	17	11	
Alcorn State	1/28/2002	18	11	
Rutgers	12/28/2003	15	10	
Tulsa	2/7/2004	16	10	

JUDEN SMITH (5)	DATE	P	R	A
Arizona State	12/3/1984	11	10	
Southern Illinois	12/8/1984	20	11	
Air Force	1/10/1985	25	15	
San Diego State	1/19/1985	16	13	
at San Diego State	2/14/1985	17	10	

WILLIAM SMITH (6)	DATE	P	R	A
at New Mexico	12/18/1999	14	12	
Kent State	12/29/1999	23	10	
at Fresno State	1/15/2000	13	10	
at SMU	1/20/2000	25	11	
Fresno State	2/12/2000	13	11	
TCU	2/17/2000	19	13	

TED STERRETT (4)	DATE	P	R	A
Western New Mexico	12/8/1960	11	16	
Eastern New Mexico	2/15/1961	10	15	
West Texas A&M	2/27/1961	11	14	
St. Michael's College	12/12/1961	12	11	

BRIAN STEWART (7)	DATE	P	R	A
Nevada	1/4/2001	14	10	
Rice	2/1/2001	18	17	
at Nevada	1/27/2001	17	11	
at SMU	2/8/2001	16	13	
Hawaii	3/3/2001	23	10	
Miss. Valley State	12/21/2001	24	14	
Boise State	1/26/2002	17	11	

LEN STEWART (3)	DATE	P	R	A
at New Mexico State	2/12/1969	14	13	
UL-Lafayette	1/3/1970	11	12	
Western New Mexico	12/4/1970	20	11	

PRINCE STEWART (2)	DATE	P	R	A
San Diego State	2/22/1990	12	10	
at Wyoming	2/28/1990	20	10	


ANDY STOGLIN (5)	DATE	P	R	A
at Washington	12/2/1963	11	13	
Tennessee Tech	12/19/1963	10	10	
Western New Mexico	1/4/1964	16	14	
at Texas A&M	3/9/1964	12	10	
William & Mary	12/9/1964	10	10	

JULYAN STONE (5)	DATE	P	R	A
Pacific	11/12/2010	12	11	
Texas Tech	12/18/2010	15	10	
Sam Houston State	1/2/2011	12	10	
Marshall	3/2/2011	12	12	
Marshall	3/10/2011	12	10	

MIKE SWITZER (9)	DATE	P	R	A
Arizona	12/9/1967	18	12	
at Illinois	12/30/1967	15	10	
at New Mexico State	2/21/1968	13	10	
Georgia Tech	12/20/1968	26	11	
Loyola Chicago	12/21/1968	25	10	
Tulsa	12/27/1968	18	10	
Seattle	2/24/1969	16	11	
at Arizona State	3/4/1969	22	10	
at Arizona St.	2/19/1970	17	17	

MAURICE THOMAS (2)	DATE	P	R	A
Texas State	12/19/2006	13	10	
Jackson State	12/22/2006	10	13	


OMAR THOMAS (8)	DATE	P	R	A
Jackson State	11/23/2004	25	15	
vs. Arizona State	11/26/2004	26	11	
Okla. Panhandle State	12/12/2004	17	10	
at Nevada	1/12/2005	28	10	



FRED REYNOLDS



# [DOUBLE-DOUBLES]



## TERRY WHITE

Hawaii	1/20/2005	18	15
at Pacific	2/19/2005	21	12
Louisiana Tech	2/25/2005	23	12
Boise State	3/5/2005	22	12

JOHN TOFI (15)	DATE	P	R	A
Air Force	12/28/2002	15	12	
Sul Ross State	11/24/2003	14	14	
Hawaii	2/23/2004	22	10	
Maryland	3/18/2004	16	10	
at Pacific	2/19/2005	12	12	
at New Mexico	11/26/05	19	12	
Texas Southern	12/3/05	25	13	
Louisiana-Lafayette	12/11/05	11	16	
New Mexico State	12/17/05	16	12	
at Texas Tech	1/1/06	15	12	
at SMU	1/11/06	29	11	
at Houston	2/1/06	10	16	
UAB	2/8/06	14	10	
at Southern Miss	2/11/06	30	10	
Rice	2/18/06	10	10	

AL TOLEN (13)	DATE	P	R	A
New Mexico	12/10/1960	18	12	
at Sul Ross State	12/16/1960	10	15	
at Louisiana Tech	12/29/1960	17	13	
at Arizona	1/7/1961	19	23	
at Arizona State	1/9/1961	38	12	
Pasadena College	2/1/1961	27	15	
at West Texas A&M	2/4/1961	10	11	
at New Mexico State	2/11/1961	19	13	
Eastern New Mexico	2/15/1961	21	11	
Arizona	2/18/1961	24	16	
Arizona State	2/20/1961	18	24	
Hardin-Simmons	2/25/1961	24	23	
West Texas A&M	2/27/1961	20	24	

DAVID VAN DYKE (6)	DATE	P	R	A
Bradley	12/10/1990	16	10	
at Hawaii	1/17/1991	22	14	
Houston Baptist	11/30/1991	18	13	
Texas	12/29/1991	22	14	
at San Diego State	1/23/1992	18	11	
New Mexico	3/7/1992	11	12	

PLES VANN (4)	DATE	P	R	A
Southern Colorado	12/9/1968	16	11	
at Colorado State	1/11/1969	12	11	
Western Kentucky	12/19/1969	11	10	
at New Mexico	3/4/1970	13	10	

DANNY VAUGHN (4)	DATE	P	R	A
Western New Mexico	1/2/1962	11	10	
New Mexico Highlands	2/10/1962	18	10	
Marquette	12/7/1962	10	10	
at West Texas A&M	2/18/1963	14	15	

JUSTINO VICTORIANO (7)	DATE	P	R	A
Texas A&M-Corpus Christi	12/82/2001	12	13	
Fresno State	1/19/2002	18	11	
SMU	2/28/2002	10	12	
Boise State	3/5/2002	15	11	
Tennessee State	12/21/2002	18	12	
Hawaii	1/2/2003	10	10	
at Tulsa	3/13/2003	18	11	

DON VOLLINTINE (1)	DATE	P	R	A
West Texas A&M	2/20/1960	10	11	

BYRON WALKER (1)	DATE	P	R	A
at Fresno State	3/16/1983	10	10	

ANDREW WHITE (2)	DATE	P	R	A
Denver	11/30/1968	14	10	
UL-Lafayette	2/22/1969	27	11	

TERRY WHITE (30)	DATE	P	R	A
Texas A&M-Commerce	11/24/1978	20	12	
at New Mexico State	12/2/1978	12	10	
at Hofstra	12/9/1978	23	16	
Michigan	12/29/1978	13	11	
at BYU	1/11/1979	17	10	
Colorado State	1/20/1979	22	14	
at New Mexico	2/3/1979	13	11	
New Mexico	3/3/1979	14	12	
Texas A&M	12/1/1979	14	20	
Baylor	12/3/1979	13	13	
at Seton Hall	12/7/1979	14	18	
Utah	1/3/1980	17	15	
Hawaii	1/19/1980	18	13	
at UNLV	1/25/1980	12	12	
Colorado State	2/9/1980	14	13	
at Hawaii	2/14/1980	11	12	
UNLV	2/23/1980	14	16	
Angelo State	11/28/1980	15	16	
at New Mexico State	12/11/1980	12	10	
BYU	1/17/1981	14	10	
Colorado State	2/12/1981	12	10	
Texas A&M-Kingsville	11/27/1981	12	20	
Texas Southern	12/12/1981	13	20	
at LSU	12/12/1981	16	10	

BREAKDOWN		
NAME	YEARS	D-D
Jim Barnes	1962-64	48
Anthony Burns	1977-81	31
Terry White	1978-82	30
David Lattin	1965-67	26
Jim Forbes	1971-74	20
Nevil Shed	1964-67	20
Antonio Davis	1986-90	19
Marlon Maxey	1989-92	18
Charlie Brown	1956-59	17
George Banks	1993-95	16
Harry Flournoy	1963-66	16
Dick Gibbs	1969-71	16
Ed Haller	1954-56	16
John Tofi	2002-06	15
Gary Brewster	1972-76	14
Dave Feitl	1982-86	14
Scott English	1969-73	13
Nolan Richardson	1960-63	13
Al Tolen	1959-61	13
Gus Bailey	1971-74	12
Roy Smallwood	1999-04	12
Jason Williams	2003-06	12
Brandon Wolfram	1997-01	12
Ralph Davis	1990-94	10
Phil Harris	1966-68	10
Tom Pauling	1974-77	10
Fred Reynolds	79-82, 83-84	10
Jolo Garcia	1994-97	9
Stefon Jackson	2005-09	9
Arnett Moultrie	2008-10	9
Mike Switzer	1967-70	9
Sharif Fajardo	1994-99	8
Omar Thomas	2003-05	8
John Bohannon	2010-Present	7
Derrick Character	2009-10	7
Greg Foster	1988-90	7
Brian Stewart	2000-02	7
Justino Victoriano	2001-03	7
Mike Richmond	1985-87	6
William Smith	1996-00	6
David Van Dyke	1988-92	6
Don Burgess	1957-61	5
Wayne Campbell	82-83, 85-88	5
Kevin Hamilton	1982-86	5
Roy Howard	1990-93	5
Johnny Melvin	88-89, 90-93	5
Ned Moore	1953-57	5
Chris Sandle	1986-88	5
Juden Smith	81-83, 84-86	5
Andy Stoglin	1962-65	5
Julyan Stone	2007-11	5

NAME	YEARS	D-D
Charlie Banks	1963-65	4
Kevin Beal	1994-96	4
Willie Brown	1961-63	4
Willie Cager	1965-68	4
Paul Cunningham	1980-84	4
Bob Davis	1959-60	4
Antoine Gillespie	1991-95	4
Bobby Joe Hill	1961-63	4
Wayne Jones	1954-58	4
Ed Lynum	1972-75	4
Ted Sterrett	1960-63	4
Ples Van	1968-70	4
Danny Vaughn	1961-63	4
Roshern Amie	1977-81	3
Orsten Artis	1963-66	3
Quintan Gates	1983-87	3
Calvin Hale	1974-78	3
Tyrone Bobby Joe Hill	1964-66	3
Eddie Rivera	1991-93	3
Len Stewart	1968-70	3
Jim Babers	1952-56	2
Jack Burgess	1955-59	2
Hans Fields	1956-59	2
Tim Hardaway	1985-89	2
Paul Hines	1960-62	2
Gabriel McCulley	2007-12	2
Victor Ramalho	2006-08	2
Filiberto Rivera	2003-05	2
Jon Sanders	1956-59	2
Prince Stewart	87-90, 91-92	2
Maurice Thomas	2005-07	2
Andrew White	1967-69	2
Jeremy Williams	2009-11	2
Von Bennett	1990-91	1
Jon Bomba	1994-99	1
Eugene Costello	2000-02	1
Greg Davis	1970-72	1
Bob Doyle	1968-71	1
Nick Enzeiler	2000-02	1
Jose Escobedo	1996-00	1
Joe Griffin	1989-90	1
Kevin Henderson	2005-07	1
Kevin Hill	1975-79	1
A.J. Mason	1953-57	1
Darius Mattear	2002-04	1
Mark McCall	1987-91	1
Jack Porter	1954-56	1
John Saffle	1972-76	1
Byron Walker	1981-83	1
Don Vollintine	1958-60	1

at Utah	1/4/1982	21	13
at San Diego State	1/16/1982	10	18
New Mexico	1/23/1982	15	13
Colorado State	1/30/1982	16	14
Hawaii	2/20/1982	11	15
Utah	3/6/1982	14	10

JASON WILLIAMS (12)	DATE	P	R	A
at Hawaii	1/22/2004	12	10	
SMU	1/29/2004	23	11	
Boise State	3/12/2004	15	10	
IPFW	11/30/2004	19	11	
Rice	1/6/2005	14	10	
Nevada	2/12/2005	12	10	
Western New Mexico	11/18/05	29	10	
at Texas Tech	1/1/06	14	10	
at SMU	1/11/06	10	10	
East Carolina	1/14/06	22	10	
Houston	2/25/06	20	10	
Lipscomb	3/14/06	17	11	

JEREMY WILLIAMS (2)	DATE	P	R	A
at Memphis	1/20/2010	18	12	
Marshall	3/2/2011	10	10	

BRANDON WOLFRAM (12)	DATE	P	R	A
UT-San Antonio	12/13/1997	10	11	
UT-San Antonio	12/11/1998	14	10	
Washington State	12/28/1998	23	12	
SMU	3/2/1999	11	12	
Louisiana Tech	11/23/1999	24	12	
at TCU	1/22/2000	22	13	
San Jose State	3/4/2000	19	11	
at New Mexico State	12/2/2000	35	15	
New Mexico Highlands	12/30/2000	26	10	
San Diego	1/6/2001	24	14	
at Nevada	1/27/2001	20	15	
at Memphis	3/20/2001	16	10	

■ history & records  
**[ASSISTS]**

**SINGLE-GAME ASSISTS**


18	Filiberto Rivera (Sr.), vs. Louisiana Tech	2/25/2005
14	Joe Griffin (Jr.), vs. Sam Houston State	12/23/1989
13	Eddie Rivera (Sr.), vs. Mississippi College	2/3/1993
12	Tim Hardaway (Sr.), at San Diego State	1/19/1989
12	Joe Griffin (Jr.), vs. Austin Peay State	12/29/1989
12	Filiberto Rivera (Sr.), vs. Alabama State	12/27/2004
12	Filiberto Rivera (Sr.), vs. Fresno State	2/10/2005
12	Julyan Stone (So.), vs. New Mexico State	12/20/2009
11	Eddie Rivera (Sr.), vs. Air Force	1/7/1993
11	Eggie McRae (Jr.), vs. UT-San Antonio	12/1/1998
11	Filiberto Rivera (Sr.), vs. Rice (n)	3/11/2005
11	Malik Alvin (Fr.), vs. Texas State	12/19/2006
11	Marvin Kilgore (Sr.), vs. Southeastern Louisiana	12/19/2007
11	Marvin Kilgore (Sr.), vs. Houston	3/8/2008
11	Julyan Stone (So.), vs. Georgia Southern	11/18/2008
11	Julyan Stone (So.), vs. Texas Tech	12/17/2008
11	Julyan Stone (So.), at SMU	1/10/2009
11	Julyan Stone (So.), at Houston	1/28/2009
11	Julyan Stone (Jr.), vs. East Carolina	2/13/2010
10	Ed Haller (Sr.), at Texas Tech	2/27/1956
10	Rudy Alvarez (Jr.), vs. BYU	1/4/1974
10	Byron Walker (Sr.), at Fresno State	3/16/1983
10	Tim Hardaway (Jr.), at Arkansas-Little Rock	12/10/1987
10	Tim Hardaway (Jr.), vs. New Mexico	1/30/1988
10	Tim Hardaway (Sr.), vs. BYU	1/7/1989
10	Prince Stewart (Jr.), vs. San Diego State	2/22/1990
10	Prince Stewart (Jr.), vs. Hawaii	2/24/1990
10	Prince Stewart (Jr.), at Wyoming	2/28/1990
10	Eddie Rivera (Sr.), vs. Houston	3/19/1993
10	Eggie McRae (Sr.), vs. Rhode Island	12/28/1999
10	Eugene Costello (Jr.), vs. Fresno State	2/17/2001
10	Filiberto Rivera (Sr.), at New Mexico State	12/15/2004
10	Jason Williams (Sr.), vs. Lipscomb	3/14/2006
10	Julyan Stone (So.), at Oregon State	3/30/2009
10	Julyan Stone (Sr.), vs. Sam Houston State	1/2/2011

**SEASON ASSISTS**


PLAYER	SEASON	G	AST
Julyan Stone (So.)	2008-09	37	236
Filiberto Rivera (Sr.)	2004-05	32	229
Julyan Stone (Sr.)	2010-11	35	184
Tim Hardaway (Jr.)	1987-77	32	183
Prince Stewart (Jr.)	1989-90	32	180
Julyan Stone (Jr.)	2009-10	33	180
Tim Hardaway (Sr.)	1988-89	33	179
Eddie Rivera (Sr.)	1992-93	34	178
Marvin Kilgore (Sr.)	2007-08	33	166
Byron Walker (Sr.)	1982-83	29	164
Filiberto Rivera (Jr.)	2003-04	32	152
Tim Hardaway (So.)	1986-87	31	148
Eugene Costello (Jr.)	2000-01	32	146
Prince Stewart (Sr.)	1991-92	33	145
Eddie Rivera (Jr.)	1991-92	34	145

**SEASON ASSIST AVERAGE**

PLAYER	SEASON	G	AST	AVG
Filiberto Rivera (Sr.)	2004-05	32	229	7.16
Julyan Stone (So.)	2008-09	37	236	6.38
Tim Hardaway (Jr.)	1987-88	32	183	5.72
Byron Walker (Sr.)	1982-83	29	164	5.66
Prince Stewart (Jr.)	1989-90	32	180	5.63
Julyan Stone (Jr.)	2009-10	33	180	5.45
Tim Hardaway (Sr.)	1988-89	33	179	5.42
Julyan Stone (Sr.)	2010-11	35	184	5.26
Eddie Rivera (Sr.)	1992-93	34	178	5.24
Marvin Kilgore (Sr.)	2007-08	33	166	5.03
Tim Hardaway (So.)	1986-87	31	148	4.77
Filiberto Rivera (Jr.)	2003-04	32	152	4.75
Eggie McRae (Sr.)	1999-00	28	133	4.75
Eugene Costello (Jr.)	2000-01	32	146	4.56
Malik Alvin (Fr.)	2006-07	31	137	4.42



**JEEP JACKSON**



**LUSTER GOODWIN**

**CAREER ASSISTS**

PLAYER	SEASONS	G	AST
Julyan Stone	2007-11	138	714
Tim Hardaway	1985-89	124	563
Prince Stewart	87-90, 91-92	129	481
Filiberto Rivera	2003-05	64	381
Eddie Rivera	1991-93	68	323
Jason Williams	2003-06	97	321
Jeep Jackson	1983-87	124	313
Kent Lockhart	1981-85	120	279
Johnny Melvin	88-89, 90-93	129	270
Marvin Kilgore	2006-08	64	270
Byron Walker	1981-83	56	266
Eggie McRae	1998-00	56	251
William Smith	1996-00	107	248
Eugene Costello	2000-02	63	246
Roy Smallwood	1999-04	128	244

**CAREER ASSIST AVERAGE**

PLAYER	SEASON	G	AST	AVG
Filiberto Rivera	2003-05	64	381	5.95
Julyan Stone	2007-11	138	714	5.17
Eddie Rivera	1991-93	68	323	4.75
Byron Walker	1981-83	56	266	4.75
Tim Hardaway	1985-89	124	563	4.54
Eggie McRae	1998-00	56	251	4.48
Marvin Kilgore	2006-08	64	270	4.29
Eugene Costello	2000-02	63	246	3.90
Prince Stewart	87-90, 91-92	129	481	3.73
Jason Williams	2003-06	97	321	3.31
Kevin Henderson	2005-07	61	201	3.30
Henry Hall	1989-91	55	179	3.25
Chris Blocker	1986-88	58	179	3.09
Leonard Owens	2000-02	51	153	3.00
Gary Wilson	1978-80	53	158	2.98


**ANNUAL LEADER**

(Ranked by assist average)

SEASON	PLAYER	CL	G	AST	AVG
1978-79	Gary Wilson	Jr.	25	63	2.52
1979-80	Gary Wilson	Sr.	28	95	3.39
1980-81	Virgil Kennedy	Jr.	30	64	2.13
1981-82	Byron Walker	Jr.	27	102	3.78
1982-83	Byron Walker	Sr.	29	164	5.66
1983-84	Kent Lockhart	Jr.	31	111	3.58
1984-85	Luster Goodwin	Sr.	32	110	3.44
1985-86	Jeep Jackson	Jr.	33	115	3.48
1986-87	Tim Hardaway	So.	31	148	4.77
1987-88	Tim Hardaway	Jr.	32	183	5.72
1988-89	Tim Hardaway	Sr.	33	179	5.42
1989-90	Prince Stewart	Jr.	32	180	5.63
1990-91	Henry Hall	So.	23	93	4.04
1991-92	Prince Stewart	Sr.	33	145	4.39
1992-93	Eddie Rivera	Sr.	34	178	5.24
1993-94	Jeff Spillar	Fr.	30	78	2.60
1994-95	Antoine Gillespie	Sr.	30	79	2.63
1995-96	Carl Davis	Sr.	25	77	3.08
1996-97	Jeff Spillar	Sr.	26	90	3.46
1997-98	Alton Sanders	Jr.	26	87	3.35
1998-99	Eggie McRae	Jr.	28	118	4.21
1999-00	Eggie McRae	Sr.	28	133	4.75
2000-01	Eugene Costello	Jr.	32	146	4.56
2001-02	Eugene Costello	Sr.	31	100	3.23
2002-03	Chris Craig	Jr.	28	96	3.43
2003-04	Filiberto Rivera	Jr.	32	152	4.75
2004-05	Filiberto Rivera	Sr.	32	299	7.16
2005-06	Edgar Moreno	Sr.	31	120	3.87
2006-07	Malik Alvin	Fr.	31	137	4.42
2007-08	Marvin Kilgore	Sr.	33	166	5.03
2008-09	Julyan Stone	So.	37	236	6.38
2009-10	Julyan Stone	Jr.	33	180	5.45
2010-11	Julyan Stone	Sr.	35	184	5.26
2011-12	Jacques Streeter	Jr.	32	140	4.38



history & records  
**[STEALS]**



**WAYNE CAMPBELL**

**SINGLE-GAME STEALS**

8	Edgar Moreno (Sr.), vs. UT-Permian Basin	11/21/2005
7	Tim Hardaway (So.), vs. Colorado State	1/23/1987
7	Tim Hardaway (Jr.), vs. New Mexico State	12/12/1987
7	Tim Hardaway (Sr.), vs. Fort Lewis	11/26/1988
7	Tim Hardaway (Sr.), vs. South Carolina State	12/27/1988
7	Gym Bice (So.), vs. Hawaii	1/24/1991
7	Sharif Fajardo (Sr.), at Hawaii	2/4/1999
7	Filiberto Rivera (Sr.), at San Jose State	2/16/2005
7	Kevin Henderson (Jr.), vs. Pacific	12/20/2005
6	Byron Walker (Sr.), at New Mexico	2/19/1983
6	Tim Hardaway (Jr.), vs. St. Mary's (n)	11/28/1987
6	Tim Hardaway (Sr.), vs. Alcorn State	12/2/1988
6	George Banks (Jr.), vs. San Diego State	1/15/1994
6	Eugene Costello (Jr.), vs. Alcorn State	12/9/2000
6	Filiberto Rivera (Jr.), vs. SMU	1/29/2004
6	Omar Thomas (Sr.), vs. Boise State	3/5/2005
6	Randy Culpepper (Fr.), vs. USC Upstate	12/21/2007
6	Randy Culpepper (Fr.), vs. UAB	2/27/2008
6	Randy Culpepper (So.), vs. Marshall	2/14/2009

**SEASON STEALS**

PLAYER	SEASON	G	STL
Tim Hardaway (Sr.)	1988-89	33	93
Tim Hardaway (Jr.)	1987-88	32	77
Randy Culpepper (Sr.)	2010-11	35	71
Tim Hardaway (So.)	1986-87	31	68
Randy Culpepper (So.)	2008-09	37	67
Jeep Jackson (Sr.)	1986-87	32	63
Randy Culpepper (Jr.)	2009-10	33	59
Prince Stewart (Jr.)	1989-90	32	57
Omar Thomas (Sr.)	2004-05	35	57
George Banks (Sr.)	1994-95	29	57
Edgar Moreno (Sr.)	2005-06	31	57
Filiberto Rivera (Jr.)	2003-04	32	55
Jason Williams (Jr.)	2004-05	35	54
Kevin Henderson (Jr.)	2005-06	31	54
Randy Culpepper (Fr.)	2007-08	33	54

**SEASON STEALS AVERAGE**

PLAYER	SEASON	G	STL	AVG
Tim Hardaway (Sr.)	1988-89	33	93	2.82
Tim Hardaway (Jr.)	1987-88	32	77	2.41
Tim Hardaway (So.)	1986-87	31	68	2.19
Randy Culpepper (Sr.)	2010-11	35	71	2.03
Jeep Jackson (Sr.)	1986-87	32	63	1.97
George Banks (Sr.)	1994-95	29	57	1.97
Edgar Moreno (Sr.)	2005-06	31	57	1.84
Randy Culpepper (So.)	2008-09	37	67	1.81
Randy Culpepper (Jr.)	2009-10	33	59	1.79
Prince Stewart (Jr.)	1989-90	32	57	1.78
Kevin Henderson (Jr.)	2005-06	31	54	1.74
Byron Walker (Jr.)	1981-82	27	47	1.74
Filiberto Rivera (Jr.)	2003-04	32	55	1.72
Eugene Costello (Sr.)	2001-02	31	53	1.71
Byron Walker (Sr.)	1982-83	29	49	1.69

**CAREER STEALS**

PLAYER	SEASONS	G	STL
Tim Hardaway	1985-89	124	262
Randy Culpepper	2007-11	138	251
Julyan Stone	2007-11	138	209
Jeep Jackson	1983-87	124	165
Prince Stewart	87-90, 91-92	129	154
Johnny Melvin	88-89, 90-93	129	154
Stefon Jackson	2005-09	125	140
Jason Williams	2003-06	97	135
Roy Smallwood	1999-04	128	132
Wayne Campbell	82-83, 85-86	124	121
David Van Dyke	1988-92	127	121
Eugene Costello	2000-02	63	103
Kimani Jones-Young	1994-97	83	103
Quintan Gates	1983-87	120	101
Kevin Henderson	2005-07	61	101


**CAREER STEALS AVERAGE**

PLAYER	SEASONS	G	STL	AVG
Tim Hardaway	1985-89	124	262	2.11
Randy Culpepper	2007-11	138	251	1.82
Byron Walker	1981-83	56	96	1.71
Kevin Henderson	2005-07	61	101	1.66
Eugene Costello	2000-02	63	103	1.63
George Banks	1993-95	59	91	1.54
Filiberto Rivera	2003-05	64	97	1.52
Julyan Stone	2007-11	138	209	1.51
Omar Thomas	2003-05	67	93	1.39
Jason Williams	2003-06	97	135	1.39
Jeep Jackson	1983-87	124	165	1.33
Kimani Jones-Young	1994-97	83	103	1.24
Prince Stewart	87-90, 91-92	129	154	1.19
Johnny Melvin	88-89, 90-93	129	154	1.19
Eddie Rivera	1991-93	68	79	1.16
Mark Ingles	1994-96	57	66	1.16

**ANNUAL LEADER**

(Ranked by steals average)

SEASON	PLAYER	CL	G	STL	AVG
1980-81	Terry White	Jr.	30	29	0.97
1981-82	Byron Walker	Jr.	27	47	1.74
1982-83	Byron Walker	Sr.	29	49	1.69
1983-84	Paul Cunningham	Sr.	23	28	1.22
1984-85	Jeep Jackson	So.	32	43	1.34
1985-86	Jeep Jackson	Jr.	33	50	1.52
1986-87	Tim Hardaway	So.	31	68	2.19
1987-88	Tim Hardaway	Jr.	32	77	2.41
1988-89	Tim Hardaway	Sr.	33	93	2.82
1989-90	Prince Stewart	Jr.	32	57	1.78
1990-91	Johnny Melvin	So.	29	46	1.59
1991-92	David Van Dyke	Sr.	33	52	1.58
1992-93	Johnny Melvin	Sr.	34	52	1.53
1993-94	Ralph Davis	Sr.	30	42	1.40
1994-95	George Banks	Sr.	29	57	1.97
1995-96	Kimani Jones-Young	Jr.	28	40	1.43
1996-97	Kimani Jones-Young	Sr.	25	39	1.56
1997-98	Alton Sanders	Jr.	26	35	1.35
1998-99	Sharif Fajardo	Sr.	28	29	1.04
1999-00	Jarvis Mullahon	Sr.	28	39	1.39
2000-01	Eugene Costello	Jr.	32	50	1.56
2001-02	Eugene Costello	Sr.	31	53	1.71
2002-03	Omar Duran	Jr.	30	44	1.47
2003-04	Filiberto Rivera	Jr.	32	55	1.72
2004-05	Omar Thomas	Sr.	35	57	1.63
2005-06	Edgar Moreno	Sr.	31	57	1.84
2006-07	Kevin Henderson	Sr.	30	47	1.57
2007-08	Randy Culpepper	Fr.	33	54	1.64
2008-09	Randy Culpepper	So.	37	67	1.81
2009-10	Randy Culpepper	Jr.	33	59	1.79
2010-11	Randy Culpepper	Sr.	35	71	2.03
2011-12	Gabriel McCulley	Sr.	28	31	1.11



**PRINCE STEWART**



■ history & records  
**[BLOCKS]**

**SINGLE-GAME BLOCKS**

8	Wayne Campbell (Sr.), vs. Northern Illinois	12/4/1987
8	David Van Dyke (Sr.), vs. San Diego State	1/18/1992
8	Brian Stewart (Jr.), vs. Florida A&M	12/18/2000
7	David Van Dyke (Fr.), vs. Fort Lewis	11/26/1988
7	David Van Dyke (Fr.), vs. Alcorn State	12/2/1988
7	David Van Dyke (Sr.), vs. Southern Utah	2/24/1992
7	David Van Dyke (Sr.), at Colorado State	3/12/1992
6	David Van Dyke (Fr.), vs. Cleveland State	12/29/1988
6	David Van Dyke (So.), vs. South Carolina	12/28/1989
6	David Van Dyke (Jr.), at New Mexico State	11/29/1990
6	David Van Dyke (Jr.), vs. Colorado State	1/5/1991
6	David Van Dyke (Sr.), vs. Houston Baptist	11/30/1991
6	David Van Dyke (Sr.), vs. Texas Wesleyan	12/18/1991
6	David Van Dyke (Sr.), vs. Utah	1/11/1992
6	George Banks (Sr.), vs. Wyoming	1/12/1995
6	George Banks (Sr.), vs. Colorado State	1/14/1995
6	George Banks (Sr.), vs. BYU	2/2/1995
6	George Banks (Sr.), vs. Utah	2/4/1995
6	Brian Stewart (Sr.), vs. New Mexico State	2/20/2002

**SEASON BLOCKS**


PLAYER	SEASON	G	BLK
David Van Dyke (Sr.)	1991-92	33	116
David Van Dyke (Fr.)	1988-89	33	90
David Van Dyke (Jr.)	1990-91	29	82
George Banks (Sr.)	1994-95	29	65
George Banks (Jr.)	1993-94	30	57
Dave Feitl (Jr.)	1984-85	32	51
Brian Stewart (Jr.)	2000-01	27	48
David Van Dyke (So.)	1989-90	32	48
Ralph Davis (Jr.)	1992-93	34	45
Roy Smallwood (Fr.)	1999-00	28	41
Dave Feitl (Sr.)	1985-86	33	41
Paul Cunningham (Jr.)	1982-83	29	39
Brian Stewart (Sr.)	2001-02	31	39
Marlon Maxey (So.)	1989-90	30	38
Greg Foster (Sr.)	1989-90	32	38
Jeremy Sampson (Jr.)	2006-07	31	38

**SEASON BLOCK AVERAGE**

PLAYER	SEASON	G	BLK	AVG
David Van Dyke (Sr.)	1991-92	33	116	3.52
David Van Dyke (Jr.)	1990-91	29	82	2.83
David Van Dyke (Fr.)	1988-89	33	90	2.73
George Banks (Sr.)	1994-95	29	65	2.24
George Banks (Jr.)	1993-94	30	57	1.90
Brian Stewart (Jr.)	2000-01	27	48	1.78
Dave Feitl (Jr.)	1984-85	32	51	1.59
David Van Dyke (So.)	1989-90	32	48	1.50
Thomas Gehrke (So.)	2002-03	15	22	1.47
Roy Smallwood (Fr.)	1999-00	28	41	1.46
Paul Cunningham (Jr.)	1982-83	29	39	1.34
Ralph Davis (Jr.)	1992-93	34	45	1.32
Marlon Maxey (So.)	1989-90	30	38	1.27
Brian Stewart (Sr.)	2001-02	31	39	1.26
Dave Feitl (Sr.)	1985-86	33	41	1.24

**CAREER BLOCKS**

PLAYER	SEASONS	G	BLK
David Van Dyke	1988-92	127	336
Dave Feitl	1982-86	125	137
George Banks	1993-95	59	122
Roy Smallwood	1999-04	128	119
John Tofi	2002-06	117	110
Ralph Davis	1990-94	122	107
Antonio Davis	1986-90	122	104
Brian Stewart	2000-02	58	87
Claude Britten	2007-11	115	78
Marlon Maxey	1989-92	72	75
Roy Howard	1990-93	93	65
Paul Cunningham	1980-84	94	64
Arnett Moultrie	2008-10	70	62
Sharif Fajardo	1994-99	99	61
Wayne Campbell	82-83, 85-88	124	61




**ANTONIO DAVIS**

**CAREER BLOCKS AVERAGE**  
 (Minimum 40 blocks)

PLAYER	SEASONS	G	BLK	AVG
David Van Dyke	1988-92	127	336	2.65
George Banks	1993-95	59	122	2.07
Brian Stewart	2000-02	58	86	1.50
Dave Feitl	1982-86	125	137	1.10
Marlon Maxey	1989-92	72	75	1.04
Greg Foster	1988-90	58	58	1.00
Leonard Owens	2000-02	51	51	1.00
John Tofi	2002-06	117	110	0.94
John Bohannon	2011-Present	64	60	0.94
Roy Smallwood	1999-04	128	119	0.93
Arnett Moultrie	2008-10	70	62	0.89
Ralph Davis	1986-90	122	107	0.88
Antonio Davis	1986-90	122	104	0.85
Mike Richmond	1985-87	64	47	0.73
Roy Howard	1990-93	93	65	0.70

**ANNUAL LEADER**  
 (Ranked by blocks average)

SEASON	PLAYER	CL.	G	BLK	AVG
1980-81	Fred Reynolds	So.	29	20	0.69
1981-82	Fred Reynolds	Jr.	28	27	0.96
1982-83	Paul Cunningham	Jr.	29	39	1.34
1983-84	Dave Feitl	So.	31	26	0.84
1984-85	Dave Feitl	Jr.	32	51	1.59
1985-86	Dave Feitl	Sr.	33	41	1.24
1986-87	Mike Richmond	Sr.	31	31	1.00
1987-88	Antonio Davis	So.	30	36	1.20
1988-89	David Van Dyke	Fr.	33	90	2.73
1989-90	David Van Dyke	So.	32	48	1.50
1990-91	David Van Dyke	Jr.	29	82	2.83
1991-92	David Van Dyke	Sr.	33	116	3.52
1992-93	Ralph Davis	Jr.	34	45	1.32
1993-94	George Banks	Jr.	30	57	1.90
1994-95	George Banks	Sr.	29	65	2.24
1995-96	Jolo Garcia	Jr.	24	12	0.50
1996-97	Sharif Fajardo	So.	17	14	0.82
1997-98	Sharif Fajardo	Jr.	26	18	0.69
1998-99	Sharif Fajardo	Sr.	28	21	0.75
1999-00	Roy Smallwood	Fr.	28	41	1.46
2000-01	Brian Stewart	Jr.	27	48	1.78
2001-02	Brian Stewart	Sr.	31	39	1.26
2002-03	Thomas Gehrke	So.	15	22	1.47
2003-04	John Tofi	So.	32	28	0.88
2004-05	John Tofi	Jr.	35	31	0.89
2005-06	John Tofi	Sr.	23	28	1.23
2006-07	Jeremy Sampson	Jr.	31	38	1.22
2007-08	Gabriel McCulley	Fr.	33	18	0.55
2008-09	Claude Britten	So.	27	31	1.15
2009-10	Derrick Garacter	Jr.	27	23	0.85
2010-11	John Bohannon	Fr.	33	32	0.97
2011-12	John Bohannon	So.	31	28	0.90



**DAVE FEITL**



# [MISCELLANEOUS RECORDS]

## SEASON GAMES PLAYED

PLAYER	SEASON	G
Randy Culpepper (So.)	2008-09	37
Stefon Jackson (Sr.)	2008-09	37
Arnett Moultrie (Fr.)	2008-09	37
Julyan Stone (So.)	2008-09	37
Jason Jones (Fr.)	2008-09	36
Miquel Ayala (Jr.)	2004-05	35
Giovanni St. Amant (Jr.)	2004-05	35
Omar Thomas (Sr.)	2004-05	35
John Tofi (Jr.)	2004-05	35
Jason Williams (Jr.)	2004-05	35
Randy Culpepper (Sr.)	2010-11	35
Gabriel McCulley (Jr.)	2010-11	35
Christian Polk (Sr.)	2010-11	35
Julyan Stone (Sr.)	2010-11	35
Jeremy Williams (Sr.)	2010-11	35

## CAREER GAMES PLAYED

PLAYER	SEASONS	G
Randy Culpepper	2007-11	138
Julyan Stone	2007-11	138
Gabriel McCulley	2007-12	134
Johnny Melvin	1988-89, 90-93	129
Prince Stewart	1987-90, 91-92	129
Roy Smallwood	1999-04	128
David Van Dyke	1988-92	127
Dave Feitl	1982-86	125
Stefon Jackson	2005-09	125
Tim Hardaway	1985-89	124
Jeep Jackson	1983-87	124
Wayne Campbell	1982-83, 85-88	124
Ralph Davis	1990-94	122
Antonio Davis	1986-90	122
Kent Lockhart	1981-85	120
Quintan Gates	1983-87	120

## SEASON MINUTES PLAYED

PLAYER	SEASON	G	MIN.
Stefon Jackson (Sr.)	2008-09	37	1,336
Julyan Stone (Sr.)	2010-11	35	1,279
Randy Culpepper (Sr.)	2010-11	35	1,261
Julyan Stone (So.)	2008-09	37	1,247
Eddie Rivera (Sr.)	1992-93	34	1,201
Tim Hardaway (Sr.)	1988-89	33	1,182
Jason Williams (Jr.)	2004-05	35	1,170
Stefon Jackson (Jr.)	2007-08	33	1,158
Christian Polk (Sr.)	2010-11	35	1,152
Omar Thomas (Sr.)	2004-05	35	1,124
Randy Culpepper (So.)	2008-09	37	1,119
Randy Culpepper (Jr.)	2009-10	33	1,100
Eugene Costello (Jr.)	2000-01	32	1,094
Luster Goodwin (Sr.)	1984-85	32	1,092
Antoine Gillespie (Jr.)	1993-94	30	1,092

## CAREER MINUTES PLAYED

PLAYER	SEASON	G	MIN.
Randy Culpepper	2007-11	138	4,283
Julyan Stone	2007-11	138	4,261
Stefon Jackson	2005-09	125	4,091
Prince Stewart	1987-90, 91-92	129	3,587
Tim Hardaway	1985-89	124	3,575
Roy Smallwood	1999-04	128	3,484
Brandon Wolfram	1997-01	114	3,447
Luster Goodwin	1981-85	119	3,354
Johnny Melvin	1988-89, 90-93	129	3,339
Jason Williams	2003-06	97	3,228
Juden Smith	1981-83, 84-86	117	3,226
Kent Lockhart	1981-85	120	3,181
William Smith	1996-00	107	3,177
Antonio Davis	1986-90	122	3,152
Dave Feitl	1982-86	125	3,144

## SEASON AVERAGE MINUTES PER GAME

PLAYER	SEASON	G	MIN.	AVG.
Chris Craig (Jr.)	2002-03	28	1,024	36.6
Julyan Stone (Sr.)	2010-11	35	1,279	36.5
Antoine Gillespie (Jr.)	1993-94	30	1,092	36.4
Stefon Jackson (Sr.)	2008-09	37	1,336	36.1
Randy Culpepper (Sr.)	2010-11	35	1,261	36.0
Tim Hardaway (Sr.)	1988-89	33	1,182	35.8
Eddie Rivera (Sr.)	1992-93	34	1,201	35.3
Eugene Costello (Sr.)	2001-02	31	1,091	35.2
Giovanni St. Amant (Fr.)	2002-03	30	1,052	35.1
Stefon Jackson (Jr.)	2007-08	33	1,158	35.1
Brandon Wolfram (Jr.)	1999-00	28	973	34.8
Jason Williams (Sr.)	2005-06	30	1,039	34.6
Eugene Costello (Jr.)	2000-01	32	1,094	34.2
Luster Goodwin (Sr.)	1984-85	32	1,092	34.1
Filiberto Rivera (Sr.)	2004-05	32	1,090	34.1

## CAREER AVERAGE MINUTES PER GAME

PLAYER	SEASON	G	MIN.	AVG.
Eugene Costello	2000-02	63	2,185	34.7
Chris Craig	2002-04	60	2,039	34.0
Filiberto Rivera	2003-05	64	2,164	33.8
Eddie Rivera	1991-93	68	2,287	33.6
Jason Williams	2003-06	97	3,228	33.3
Stefon Jackson	2005-09	125	4,091	32.7
Antoine Gillespie	1992-95	94	2,916	31.0
Randy Culpepper	2007-11	138	4,283	31.0
Julyan Stone	2007-11	138	4,261	30.9
Mark Ingles	1994-96	57	1,747	30.6
Chris Sandie	1986-88	50	1,529	30.6
Brandon Wolfram	1997-01	114	3,447	30.2
Henry Hall	1989-91	55	1,662	30.2
Eggie McRae	1998-00	56	1,682	30.0
William Smith	1996-00	107	3,177	29.7

## SEASON PERSONAL FOULS

PLAYER	SEASON	G	FOULS
David Van Dyke (Sr.)	1991-92	33	129
Victor Ramalho (Sr.)	2007-08	33	124
Justino Victoriano (Sr.)	2002-03	30	114
David Lattin (So.)	1965-66	29	114
Gabriel McCulley (Jr.)	2010-11	35	110
Dave Feitl (Sr.)	1985-86	33	108
Julius Wayne (Sr.)	1980-81	30	106
Jim Barnes (Sr.)	1963-64	28	104
Randy Culpepper (So.)	2008-09	37	104
Kimani Jones-Young (Jr.)	1995-96	28	103
Juden Smith (Jr.)	1984-85	32	103
David Van Dyke (Jr.)	1990-91	29	103
Jeremy Williams (Jr.)	2009-10	33	102
Dave Feitl (Jr.)	1984-85	32	101
Wayne Campbell (Sr.)	1987-88	33	100
David Van Dyke (Fr.)	1988-89	33	100
Roshem Amie (Jr.)	1979-80	28	100
Victor Ramalho (Jr.)	2006-07	31	100
Marvin Kilgore (Sr.)	2007-08	33	100
Stefon Jackson (Sr.)	2008-09	37	100

## CAREER PERSONAL FOULS

PLAYER	SEASON	G	FOULS
David Van Dyke	1988-92	127	419
Roy Smallwood	1999-04	128	403
Dave Feitl	1982-86	125	362
Gary Brewster	1972-76	100	348
Fred Reynolds	1979-82, 83-84	112	345
Roshem Amie	1977-81	110	340
Juden Smith	1981-83, 84-86	117	339
Gabriel McCulley	2007-12	134	324
Stefon Jackson	2005-09	125	321
Julyan Stone	2007-11	138	313
Randy Culpepper	2007-11	138	312
John Tofi	2002-06	117	312
Terry White	1978-82	111	308
Wayne Campbell	1982-83, 85-88	124	305
Jim Babers	1952-56	90	303

## SEASON FOUL OUTS

PLAYER	SEASON	G	FOULS	FO
Bill Brewer (Sr.)	1952-53	26	115	15
John Connell (Sr.)	1952-53	26	107	13
Merrill Autry (Jr.)	1950-51	23	90	11
David Van Dyke (Sr.)	1991-92	33	129	10
Julius Wayne (Sr.)	1980-81	30	106	10
Bill Tompkins (Fr.)	1951-52	24	89	10
Victor Ramalho (Sr.)	2007-08	33	124	10
Juden Smith (Jr.)	1984-85	32	103	9
Billy Rex Johnson (Sr.)	1952-53	26	86	9
Beto Bautista (Sr.)	1973-74	25	85	9
Buddy Travis (Fr.)	1950-51	23	80	9
Justino Victoriano (Sr.)	2002-03	30	114	8
Jim Barnes (Jr.)	1962-63	26	98	8
Ples Vann (Sr.)	1969-70	25	92	8
Gary Brewster (So.)	1973-74	25	90	8
Gary Brewster (Fr.)	1972-73	26	86	8
Jim Babers (Fr.)	1952-63	26	86	8
Merrill Autry (Sr.)	1951-52	25	84	8
Gerald Rogers (Sr.)	1950-51	25	77	8
Nolan Richardson (Sr.)	1962-63	26	74	8
David Lattin (Jr.)	1966-67	27	43	8
Marvin Kilgore (Sr.)	2007-08	33	100	8

## CAREER FOUL OUTS

PLAYER	SEASON	G	FOULS	FO
Gary Brewster	1972-76	100	348	26
Roshem Amie	1977-81	110	340	24
Fred Reynolds	1979-82, 83-84	112	345	21
Juden Smith	1981-83, 84-86	117	339	20
Roy Smallwood	1999-04	128	403	19
Jim Babers	1952-56	90	303	19
Merrill Autry	1949-52	74	229	19
Bill Brewer	1951-53	39	159	19
David Van Dyke	1988-92	127	419	18
Victor Ramalho	2006-08	64	224	17
Beto Bautista	1971-74	78	255	16
John Connell	1950-51, 52-53	43	152	15
John Saffie	1972-76	97	277	14
Calvin Hale	1974-78	97	243	14
Julius Wayne	1979-81	58	17	14
Gerald Rogers	1950-52	50	151	14

## SEASON ASSIST TO TURNOVER RATIO

(Minimum 2.25 assists per game)

PLAYER	SEASON	G	A	TO	A/T
Filiberto Rivera (Sr.)	2004-05	32	229	71	3.23
Gym Bice (Sr.)	1992-93	34	82	27	3.04
Gym Bice (So.)	1990-91	29	101	34	2.97
Julyan Stone (So.)	2008-09	37	236	81	2.91
Julyan Stone (Sr.)	2010-11	35	184	65	2.83
Julyan Stone (Jr.)	2009-10	33	180	68	2.65
Byron Walker	1982-83	29	164	64	2.56
Tim Hardaway (Jr.)	1987-88	32	183	72	2.54
Prince Stewart (Sr.)	1991-92	33	145	59	2.46
Tim Hardaway (So.)	1986-87	31	148	61	2.43
Prince Stewart (So.)	1988-89	33	126	53	2.38
Eddie Rivera (Sr.)	1992-93	34	178	75	2.37
Prince Stewart (Jr.)	1989-90	32	180	77	2.34
Kent Lockhart (Sr.)	1984-85	32	81	35	2.31
Julyan Stone (Fr.)	2007-08	33	114	50	2.28

## CAREER ASSIST TO TURNOVER RATIO

(two years played, minimum 2.25 assists per game)

PLAYER	SEASON	G	A	TO	A/T
Julyan Stone	2007-11	138	714	264	2.70
Filiberto Rivera	2003-05	64	381	143	2.66
Gym Bice	1990-93	97	231	88	2.63
Prince Stewart	1987-90, 91-92	129	481	209	2.30
Tim Hardaway	1985-89	124	563	249	2.26
Eddie Rivera	1991-93	68	323	147	2.20
Byron Walker	1981-83	56	266	124	2.15
Eggie McRae	1998-00	56	251	148	1.70
Marvin Kilgore	2006-08	64	270	156	1.73
Jeep Jackson	1983-87	124	313	186	1.68
Kent Lockhart	1981-85	120	279	172	1.62
Kevin Henderson	2005-07	61	201	127	1.58
Leonard Owens	2000-02	51	153	102	1.50
Chris Craig	2002-04	60	162	110	1.47
Chris Blocker	1986-88	58	179	124	1.44

## SEASON TURNOVERS

PLAYER	SEASON	G	TO
Malik Alvin (Fr.)	2006-07	31	98
Justino Victoriano (Sr.)	2002-03	30	97
Brandon Wolfram (Sr.)	2000-01	32	97
Eugene Costello (Jr.)	2000-01	32	96
Jason Williams (So.)	2003-04	32	95
Johnny Melvin (So.)	1990-91	29	95
Jason Williams (Sr.)	2005-06	30	90
Tim Hardaway (Sr.)	1988-89	33	89
Brandon Wolfram (Jr.)	1999-00	28	87
Jason Williams (Jr.)	2004-05	35	85
Eggie McRae (Sr.)	1999-00	28	84
Randy Culpepper (So.)	2008-09	37	84
Randy Culpepper (Sr.)	2010-11	35	82
Julyan Stone (So.)	2008-09	37	81
Julyan Stone (Jr.)	1984-85	32	80
Ralph Davis (Sr.)	1993-94	30	80
Eugene Costello (Sr.)	2001-02	31	80
Edgar Moreno (Sr.)	2005-06	31	80
Giovanni St. Amant (Fr.)	2002-03	30	80

## CAREER TURNOVERS

PLAYER	SEASON	G	TO
Randy Culpepper	2007-11	138	272
Jason Williams	2003-06	97	270
Julyan Stone	2007-11	138	264
Brandon Wolfram	1997-01	114	253
Juden Smith	1981-83, 84-86	117	250
Tim Hardaway	1985-89	124	249
Johnny Melvin	1988-89, 90-93	1	

■ history & records  
**[RECORDS BY CLASS]**

**FRESHMAN  
POINTS SCORED**

PLAYER	YEAR	G	FG	3FG	FT	PTS.
Randy Culppepper	07-08	33	143	81	57	424
Giovanni St. Amant	02-03	30	149	27	82	407
Roy Smallwood	99-00	28	147	28	53	375
Henry Hall	89-90	32	127	64	55	373
Julian Washburn	11-12	31	143	22	40	348

**SCORING AVERAGE**

PLAYER	YEAR	G	FG	3FG	FT	PTS.	AVG
Giovanni St. Amant	02-03	30	149	27	82	407	13.6
Roy Smallwood	99-00	28	147	28	53	375	13.4
John Tofi	02-03	27	132	0	83	347	12.9
Randy Culppepper	07-08	33	143	81	57	424	12.8
Gary Brewster	72-73	26	129	-	50	308	11.8

**FIELD GOAL PERCENTAGE (4.0 FG PER GAME)**

PLAYER	YEAR	G	FG	FGA	PCT.
Roshern Amie	77-78	26	105	199	52.8
Gary Brewster	72-73	26	129	246	52.4
Roy Smallwood	99-00	28	147	282	52.1
John Tofi	02-93	27	132	270	48.9
Julian Washburn	11-12	31	143	317	45.1

**THREE-POINT FIELD GOALS MADE**

PLAYER	YEAR	G	3FG
Randy Culppepper	07-08	33	81
Henry Hall	89-90	32	64
Nick Enzweiler	00-01	32	43
Malik Alvin	06-07	31	29
Roy Smallwood	99-00	28	28

**THREE-POINT FIELD GOAL PERCENTAGE (0.5 FG PER GAME)**

PLAYER	YEAR	G	3FG	3FGA	PCT.
Roy Smallwood	99-00	28	28	61	45.9
Dale Vanwright	06-07	21	20	45	44.4
Nick Enzweiler	00-01	32	43	98	43.9
Giovanni St. Amant	02-03	30	27	68	39.7
Gabriel McCulley	07-08	33	20	51	39.2

**FREE THROW PERCENTAGE (2.0 FT PER GAME)**

PLAYER	YEAR	G	FT	FTA	PCT.
Giovanni St. Amant	02-03	30	82	99	82.8
Don Burgess	57-58	19	44	57	77.2
Dave Feitl	82-83	29	67	89	75.3
Malik Alvin	06-07	31	66	89	74.2
Jim Babers	52-53	26	67	91	73.6

**REBOUNDS**

PLAYER	YEAR	G	REB.
Arnett Moultrie	08-09	37	302
Anthony Burns	77-78	26	244
Terry White	78-79	25	215
Gary Brewster	72-73	26	171
Roy Smallwood	99-00	28	165

**REBOUND AVERAGE**

PLAYER	YEAR	G	REB.	AVG.
Anthony Burns	77-78	26	244	9.4
Terry White	78-79	25	215	8.6
Arnett Moultrie	08-09	37	302	8.2
Gary Brewster	72-73	26	171	6.6
Roy Smallwood	99-00	28	165	5.9

**ASSISTS**

PLAYER	YEAR	G	AST.
Malik Alvin	06-07	31	137
Julyan Stone	07-08	33	114
Henry Hall	89-90	32	86
Jeff Spillar	93-94	30	78
Giovanni St. Amant	02-03	30	74

**ASSISTS AVERAGE**

PLAYER	YEAR	G	AST.	AVG.
Malik Alvin	06-07	31	137	4.42
Julyan Stone	07-08	33	114	3.45
Henry Hall	89-90	32	86	2.69
Jeff Spillar	93-94	30	78	2.60
Giovanni St. Amant	02-03	30	74	2.47

**BLOCKS**

PLAYER	YEAR	G	BLK.
David Van Dyke	90-91	33	90
Roy Smallwood	99-00	28	41
Arnett Moultrie	08-09	37	35
John Bohannon	10-11	33	32
John Tofi	02-03	27	23

**BLOCKED SHOT AVERAGE**

PLAYER	YEAR	G	BLK.	AVG.
David Van Dyke	88-89	33	90	2.73
Roy Smallwood	99-00	28	41	1.46
John Bohannon	10-11	33	32	0.97
Arnett Moultrie	08-09	37	35	0.95
John Tofi	02-03	27	23	0.85

**STEALS**

PLAYER	YEAR	G	STL.
Randy Culppepper	07-08	33	54
Julyan Stone	07-08	33	52
Malik Alvin	06-07	31	45
Roy Smallwood	99-00	28	32
Henry Hall	89-90	32	28
Julian Washburn	11-12	31	28

**STEALS AVERAGE**

PLAYER	YEAR	G	STL.	AVG.
Randy Culppepper	07-08	33	54	1.64
Julyan Stone	07-08	33	52	1.58
Malik Alvin	06-07	31	45	1.45
Roy Smallwood	99-00	28	32	1.14
Julian Washburn	11-12	31	28	0.90

**SOPHOMORE  
POINTS SCORED**

PLAYER	YEAR	G	FG	3FG	FT	PTS.
Randy Culppepper	08-09	37	211	89	137	648
Stefon Jackson	06-07	31	194	31	159	578
Charlie Brown	56-57	21	142	-	159	443
Nolan Richardson	60-61	21	181	-	80	442
David Lattin	65-66	29	148	-	111	407

**SCORING AVERAGE**

PLAYER	YEAR	G	FG	3FG	FT	PTS.	AVG
Charlie Brown	56-57	21	142	-	159	443	21.1
Nolan Richardson	60-61	21	181	-	80	442	21.0
Stefon Jackson	06-07	31	194	31	159	578	18.6
Randy Culppepper	08-09	37	211	89	137	648	17.5
Nate Archibald	67-68	23	131	-	102	364	15.8

**FIELD GOAL PERCENTAGE (4.0 FG PER GAME)**

PLAYER	YEAR	G	FG	FGA	PCT.
Brandon Wolfram	98-99	28	130	214	60.7
Anthony Burns	78-79	26	136	232	58.6
John Bohannon	11-12	31	138	236	58.5
John Tofi	03-04	32	139	245	56.7
Marlon Maxey	89-90	30	140	256	54.7

**THREE-POINT FIELD GOALS MADE**

PLAYER	YEAR	G	3FG
Randy Culppepper	08-09	37	89
Prince Stewart	88-89	33	48
Michael Perez	11-12	31	41
Nick Enzweiler	01-02	31	39
Carl Davis	93-94	25	39

**THREE-POINT FIELD GOAL PERCENTAGE (0.5 FG PER GAME)**

PLAYER	YEAR	G	3FG	3FGA	PCT.
Prince Stewart	88-89	33	48	122	39.3
Giovanni St. Amant	03-04	32	19	51	37.3
Gym Bice	90-91	29	24	65	36.9
Michael Perez	11-12	31	41	111	36.9
Antone Jarrell	01-02	32	16	45	35.6

**FREE THROW PERCENTAGE (2.0 FT PER GAME)**

PLAYER	YEAR	G	FT	FTA	PCT.
Ed Vaughn	52-53	26	53	62	85.5
Henry Hall	90-91	23	74	93	79.6
Sharif Fajardo	96-97	17	57	72	79.2
Jim Babers	53-54	22	61	78	78.2
Antoine Gillespie	92-93	34	108	139	77.7

**REBOUNDS**

PLAYER	YEAR	G	REB.
Jim Forbes	71-72	27	290
David Lattin	65-66	29	248
Terry White	79-80	28	248
Marlon Maxey	89-90	30	235
Anthony Burns	78-79	26	226

**REBOUND AVERAGE**

PLAYER	YEAR	G	REB.	AVG.
Jim Forbes	71-72	27	290	10.7
Charlie Brown	56-57	21	214	10.2
Nolan Richardson	60-61	21	193	9.2
Ted Sterrett	60-61	23	207	9.0
Terry White	79-80	28	248	8.9

**ASSISTS**

PLAYER	YEAR	G	AST.
Julyan Stone	08-09	37	236
Tim Hardaway	86-87	31	148
Prince Stewart	88-89	33	126
Jason Williams	03-04	32	112
Johnny Melvin	90-91	29	102

**ASSISTS AVERAGE**

PLAYER	YEAR	G	AST.	AVG.
Julyan Stone	08-09	37	236	6.38
Tim Hardaway	86-87	31	148	4.77
Henry Hall	90-91	23	93	4.04
Prince Stewart	88-89	33	126	3.82
Johnny Melvin	90-91	29	102	3.52

**BLOCKS**

PLAYER	YEAR	G	BLK.
David Van Dyke	89-90	32	48
Marlon Maxey	89-90	30	38
Antonio Davis	87-88	30	36
Roy Smallwood	00-01	32	32
Claude Britten	08-09	27	31

**BLOCKED SHOT AVERAGE**


PLAYER	YEAR	G	BLK.	AVG.
David Van Dyke	89-90	32	48	1.50
Thomas Gehrike	02-03	15	22	1.47
Marlon Maxey	89-90	30	38	1.27
Antonio Davis	87-88	30	36	1.20
Claude Britten	08-09	27	31	1.15

**STEALS**


PLAYER	YEAR	G	STL.
Tim Hardaway	86-87	31	68
Randy Culppepper	08-09	37	67
Julyan Stone	08-09	37	53
Stefon Jackson	06-07	31	47
Johnny Melvin	90-91	29	46

**STEALS AVERAGE**

PLAYER	YEAR	G	STL.	AVG.
Tim Hardaway	86-87	31	68	2.19
Randy Culppepper	08-09	37	67	1.81
Johnny Melvin	90-91	29	46	1.59
Stefon Jackson	06-07	31	47	1.52
Gym Bice	90-91	29	43	1.48



**DAVID  
VAN DYKE**



**MARLON  
MAXEY**



■ history & records

# [RECORDS BY CLASS]

## JUNIOR POINTS SCORED

PLAYER	YEAR	G	FG	3FG	FT	PTS.
Stefon Jackson	07-08	33	261	35	221	778
Antoine Gillespie	93-94	30	225	62	198	710
Randy Culppepper	09-10	33	201	82	108	592
Brandon Wolfram	99-00	28	215	12	138	580
Nate Archibald	68-69	25	199	-	161	559

## SCORING AVERAGE

PLAYER	YEAR	G	FG	3FG	FT	PTS.	AVG
Antoine Gillespie	93-94	30	225	62	198	710	23.7
Stefon Jackson	07-08	33	261	35	221	778	23.6
Nate Archibald	68-69	25	199	-	161	559	22.4
Brandon Wolfram	99-00	28	215	12	138	580	20.7
Al Tolen	59-60	25	196	-	115	507	20.3

## FIELD GOAL PERCENTAGE (4.0 FG PER GAME)

PLAYER	YEAR	G	FG	FGA	PCT.
Brian Stewart	00-01	27	109	187	58.3
Derrick Caracer	09-10	27	148	261	56.7
Brandon Wolfram	99-00	28	215	389	55.3
Antonio Davis	88-89	32	162	299	54.2
Nate Archibald	68-69	25	199	374	53.2

## THREE-POINT FIELD GOALS MADE

PLAYER	YEAR	G	3FG
Randy Culppepper	09-10	33	82
Omar Duran	02-03	30	79
Miguel Ayala	04-05	35	63
Antoine Gillespie	93-94	30	62
Mark Ingles	94-95	30	60

## THREE-POINT FIELD GOAL PERCENTAGE (0.5 FG PER GAME)

PLAYER	YEAR	G	3FG	3FGA	PCT.
Mark McCall	89-90	32	28	61	45.9
Jacques Streeter	11-12	32	26	58	44.8
Gym Bice	91-92	34	33	74	44.6
Chris Craig	02-03	28	46	107	43.0
Mark Ingles	94-95	30	60	140	42.9

## FREE THROW PERCENTAGE (2.0 FT PER GAME)

PLAYER	YEAR	G	FT	FTA	PCT.
Brandon Wolfram	99-00	28	138	166	83.1
Nate Archibald	68-69	25	161	194	83.0
Antoine Gillespie	93-94	30	198	245	80.8
Mike Switzer	68-69	25	113	140	80.7
Ron Jones	75-76	26	65	82	79.3

## REBOUNDS

PLAYER	YEAR	G	REB.
Jim Barnes	62-63	26	428
Harry Flourmoy	64-65	26	306
David Lattin	66-67	27	273
Antonio Davis	88-89	32	255
George Banks	93-94	30	250

## REBOUND AVERAGE

PLAYER	YEAR	G	REB.	AVG.
Jim Barnes	62-63	26	428	16.5
Harry Flourmoy	64-65	26	306	11.8
Ed Haller	54-55	17	191	11.2
David Lattin	66-67	27	273	10.1
Bobby Joe Hill	61-62	24	215	9.0

## ASSISTS

PLAYER	YEAR	G	AST.
Tim Hardaway	87-88	32	183
Prince Stewart	89-90	32	180
Julyan Stone	09-10	33	180
Filiberto Rivera	03-04	32	152
Eugene Costello	00-01	32	146

## ASSISTS AVERAGE

PLAYER	YEAR	G	AST.	AVG.
Tim Hardaway	87-88	32	183	5.72
Prince Stewart	89-90	32	180	5.63
Julyan Stone	09-10	33	180	5.45
Filiberto Rivera	03-04	32	152	4.75
Eugene Costello	00-01	32	146	4.56

## BLOCKS

PLAYER	YEAR	G	BLK.
David Van Dyke	90-91	29	82
George Banks	93-94	30	57
Dave Feitl	84-85	32	51
Brian Stewart	00-01	27	48
Ralph Davis	92-93	34	45

## BLOCKED SHOT AVERAGE

PLAYER	YEAR	G	BLK.	AVG.
David Van Dyke	90-91	29	82	2.83
George Banks	93-94	30	57	1.90
Brian Stewart	00-01	27	48	1.78
Dave Feitl	84-85	32	51	1.59
Paul Cunningham	82-83	29	39	1.34

## STEALS

PLAYER	YEAR	G	STL.
Tim Hardaway	87-88	32	77
Randy Culppepper	09-10	33	59
Prince Stewart	89-90	32	57
Filiberto Rivera	03-04	32	55
Jason Williams	04-05	35	54
Kevin Henderson	05-06	31	54

## STEALS AVERAGE

PLAYER	YEAR	G	STL.	AVG.
Tim Hardaway	87-88	32	77	2.41
Randy Culppepper	09-10	33	59	1.79
Prince Stewart	89-90	32	57	1.78
Byron Walker	81-82	27	47	1.74
Kevin Henderson	05-06	31	54	1.74

## SENIOR POINTS SCORED

PLAYER	YEAR	G	FG	3FG	FT	PTS.
Stefon Jackson	08-09	37	282	32	312	908
Jim Barnes	63-64	28	299	-	218	816
Tim Hardaway	88-89	33	255	48	169	727
Omar Thomas	04-05	35	248	13	207	716
Brandon Wolfram	00-01	32	251	6	206	714

## SCORING AVERAGE

PLAYER	YEAR	G	FG	3FG	FT	PTS.	AVG
Jim Barnes	63-64	28	299	-	218	816	29.1
Stefon Jackson	08-09	37	282	32	312	908	24.5
Brandon Wolfram	00-01	32	251	6	206	714	22.3
Tim Hardaway	88-89	33	255	48	169	727	22.0
Nate Archibald	69-70	25	180	-	176	536	21.4

## FIELD GOAL PERCENTAGE (4.0 FG PER GAME)

PLAYER	YEAR	G	FG	FGA	PCT.
Brandon Wolfram	00-01	32	25	425	59.1
Mike Richmond	86-87	31	163	282	57.8
George Banks	94-95	29	141	249	56.6
Jim Barnes	63-64	28	299	532	56.2
Wayne Campbell	87-88	33	132	240	55.0

## THREE-POINT FIELD GOALS MADE

PLAYER	YEAR	G	3FG
Chris Craig	03-04	32	84
Mark Ingles	95-96	27	80
Antoine Gillespie	94-95	30	77
Randy Culppepper	10-11	35	66
Christian Polk	10-11	35	66

## THREE-POINT FIELD GOAL PERCENTAGE (0.5 FG PER GAME)

PLAYER	YEAR	G	3FG	3FGA	PCT.
Brent Murphy	05-06	27	15	31	48.4
Quintan Gates	86-87	29	23	49	46.9
Roy Smallwood	03-04	32	20	40	45.5
Christian Polk	10-11	35	66	147	44.9
Mark Ingles	95-96	27	80	179	44.7

## FREE THROW PERCENTAGE (2.0 FT PER GAME)

PLAYER	YEAR	G	FT	FTA	PCT.
Charlie Brakes	71-72	27	88	99	88.9
Orsten Artis	65-66	28	72	83	86.7
Mark Ingles	95-96	27	76	88	86.5
Filiberto Rivera	04-05	32	116	136	85.3
Omar Thomas	04-05	35	207	245	84.5

## REBOUNDS

PLAYER	YEAR	G	REB.
Jim Barnes	63-64	28	537
Harry Flourmoy	65-66	29	309
Terry White	81-82	28	288
Ed Haller	55-56	22	277
Al Tolen	60-61	24	277

## REBOUND AVERAGE

PLAYER	YEAR	G	REB.	AVG.
Jim Barnes	63-64	28	537	19.2
Ed Haller	55-56	22	277	12.6
Al Tolen	60-61	24	277	11.5
Harry Flourmoy	65-66	29	309	10.7
Dick Gibbs	70-71	25	266	10.6

## ASSISTS

PLAYER	YEAR	G	AST.
Filiberto Rivera	04-05	32	229
Julyan Stone	10-11	35	184
Tim Hardaway	88-89	33	179
Eddie Rivera	92-93	34	178
Marvin Kilgore	07-08	33	166

## ASSISTS AVERAGE

PLAYER	YEAR	G	AST.	AVG.
Filiberto Rivera	04-05	32	229	7.16
Byron Walker	82-83	29	164	5.66
Tim Hardaway	88-89	33	179	5.42
Julyan Stone	10-11	35	184	5.26
Eddie Rivera	92-93	34	178	5.24

## BLOCKS

PLAYER	YEAR	G	BLK.
David Van Dyke	91-92	33	116
George Banks	94-95	29	65
Dave Feitl	85-86	33	41
Brian Stewart	01-02	31	39
Greg Foster	89-90	32	38

## BLOCKED SHOT AVERAGE


PLAYER	YEAR	G	BLK.	AVG.
David Van Dyke	91-92	33	116	3.52
George Banks	94-95	29	65	2.24
Brian Stewart	01-02	31	39	1.26
Dave Feitl	85-86	33	41	1.24
John Toft	05-06	23	28	1.22

## STEALS


PLAYER	YEAR	G	STL.
Tim Hardaway	88-89	33	93
Randy Culppepper	10-11	35	71
Jeep Jackson	86-87	32	63
George Banks	94-95	29	57
Omar Thomas	04-05	35	57
Edgar Moreno	05-06	31	57

## STEALS AVERAGE

PLAYER	YEAR	G	STL.	AVG.
Tim Hardaway	88-89	33	93	2.82
Randy Culppepper	10-11	35	71	2.03
Jeep Jackson	86-87	32	63	1.97
George Banks	94-95	29	57	1.97
Edgar Moreno	05-06	31	57	1.84



**BYRON WALKER**



**TIM HARDAWAY**

# ■ history & records

# [TEAM RECORDS]

## SINGLE GAME RECORDS

### Most Points

121	vs. New Mexico Highlands	12/30/2000
113	vs. Cardinal Stritch	12/20/1994
110	vs. Arkansas-Pine Bluff	11/29/2000
109	vs. Tahoe Paradise	1/2/1969
109	vs. Fort Lewis College	11/26/1988
109	vs. UT-Permian Basin	11/22/2003
108	vs. Arizona State	1/17/1970
108	vs. Texas State	12/19/2006
107	vs. New Mexico State	2/24/1965
107	vs. New Mexico	1/31/1987

### Most Points – First Half

63	vs. East Carolina	2/13/2010
60	vs. Rice	2/5/2004
59	vs. Roosevelt	12/11/1982
59	vs. UT-Permian Basin	11/22/2003
57	vs. West Texas A&M	2/27/1961
57	vs. Jackson State	12/27/2000
56	vs. UT-Pan American	12/6/1999
56	vs. Norfolk State	12/28/2009
55	vs. Tennessee Tech	12/19/1963
55	vs. New Mexico State	2/1/1966
55	vs. UT-Pan American	1/6/1969

### Most Points – Second Half

78	vs. New Mexico Highlands	12/30/2000
64	vs. Texas State	12/19/2006
62	vs. Pasadena	2/1/1961
62	vs. Fort Lewis	11/26/1988
61	vs. Arkansas-Pine Bluff	11/29/2000
60	vs. Arizona State	1/17/1970
60	vs. Cardinal Stritch	12/20/1994
59	vs. New Mexico	2/7/1981
59	vs. Rice	1/29/2000
58	at New Mexico	2/12/1966
58	vs. New Mexico	1/31/1987
58	at Texas Southern	12/29/2007
58	at Alcorn State	12/19/2009

### Most Points Allowed

119	at Arizona State	1/9/1961
117	at Texas Tech	2/27/1956
109	at UCF	1/23/2008
108	at Fresno State	2/17/2001
107	at New Mexico State	2/11/1961
104	at Hawaii	2/17/1994
104	at SMU	1/20/2000
100	at Arizona	2/27/1960
100	at San Diego State	2/19/1994
100	at Jackson State	12/22/2006
100	at UAB	1/8/2011

### Fewest Points\*

27	at Wyoming	2/17/1979
31	at Kansas State	12/3/1957
35	vs. Stephen F. Austin	11/26/2011
36	at New Mexico State	1951-52*
37	at Oklahoma State	12/4/1958
38	vs. New Mexico	3/10/1984
39	vs. New Mexico State	12/30/1974
40	at Oklahoma State	12/5/1955
40	at Arizona	12/23/1964
41	at Hardin-Simmons	2/9/1953
41	vs. Oklahoma State	12/9/1959
41	vs. Villanova	12/29/1980

\*Since 1950

### Fewest Points Allowed\*

28	at Wyoming	2/17/1979
29	vs. Northwestern	12/2/1972
29	at Wayland Baptist	12/3/1974
30	vs. Texas A&M-Commerce	12/6/1966
30	at Colorado State	2/11/1982
32	vs. Sul Ross State	11/29/1974
34	at Quincy College	12/1/1973
35	at Hayward State	12/21/1964
35	at Air Force	1/9/1982
35	vs. Texas A&M-Kingsville	11/27/1981

\*Since 1950

### Most Field Goals

46	vs. New Mexico State	2/1/1966
46	vs. Illinois Tech	12/22/1979
45	at Assumption (n)	12/6/1980
44	vs. Roosevelt	12/11/1982
43	vs. Rice	2/5/2004
42	vs. St. Michael's College	12/12/1961
42	vs. Missouri State	1/28/1964
42	vs. New Mexico State	2/24/1965
42	vs. Arkansas-Pine Bluff	11/29/2000
41	vs. Western New Mexico	1/4/1964
41	vs. Montana State (n)	12/28/1968
41	vs. Tahoe Paradise	1/2/1969
41	vs. Fort Hays State	1/7/1982
41	vs. Fort Lewis	11/26/1988
41	vs. Cardinal Stritch	12/20/1994

### Most Field Goal Attempts

112	vs. Pasadena	2/1/1961
103	vs. St. Michael's College	12/12/1961
99	vs. West Texas A&M	2/27/1961
94	vs. New Mexico State	2/1/1966
91	at New Mexico State	2/11/1961
91	vs. Western New Mexico	1/2/1962
90	vs. Sul Ross State	1/3/1959
90	vs. New Mexico	12/10/1960
90	vs. Western New Mexico	1/4/1964
88	vs. West Texas A&M	2/24/1958
88	vs. Illinois Tech	12/22/1979

### Best Field Goal Percentage

80.0 (25-35)	vs. New Mexico	1956-57*
73.5 (36-49)	vs. Hardin-Simmons	1/5/1957
69.8 (30-43)	vs. Midwestern State	12/1/1986
69.2 (36-52)	vs. Wabash	12/11/1973
66.7 (32-48)	vs. Utah	1/5/1989
66.0 (35-53)	vs. Regis	12/20/1982
66.0 (31-47)	vs. Colorado State	1/24/1989
65.0 (26-40)	at Oregon State	2/4/1986
64.9 (24-37)	at Utah	1/4/1982
64.8 (35-54)	at Morehead State	12/9/1987

### Best Field Goal Percentage – First Half

74.1 (20-27)	vs. Utah	1/5/1989
72.4 (21-29)	vs. Hawaii	1/8/1996
72.0 (18-25)	vs. Colorado State	1/24/1989
72.0 (18-25)	vs. Boise State	1/25/2003
71.9 (23-32)	vs. Midwestern State	11/29/1975
71.4 (20-28)	vs. Arkansas-Pine Bluff	12/29/2011
71.4 (15-21)	vs. East Carolina	1/18/2012
70.6 (24-34)	vs. Rice	2/5/2004
69.2 (18-26)	at Colorado	12/13/1975
69.2 (18-26)	at Wyoming	3/8/1986
69.2 (18-26)	vs. Boston College	12/28/1987
69.2 (18-26)	vs. Sam Houston State	12/23/1989
69.2 (18-26)	vs. Delaware State	11/21/2004

### Best Field Goal Percentage – Second Half

84.6 (11-13)	at San Diego State	1/27/1979
84.2	vs. New Mexico	1/22/1983
82.4	at Utah	1/4/1982
82.3 (14-17)	at Oregon State	2/4/1986
79.7	vs. Florida Tech	12/15/1978
78.3 (18-23)	at New Mexico State	11/27/1995
76.2 (16-21)	vs. Marshall	3/2/2011
76.0 (19-25)	vs. Tulsa	1/8/2005
75.0	vs. Colorado State	1/15/1983
75.0 (15-20)	vs. New Mexico State	1/6/2000

### Highest Field Goal Percentage Allowed

73.1 (30-41)	vs. North Carolina St. (n)	3/17/1985
70.8 (34-48)	at Hawaii	1/21/1989
70.2 (40-57)	at UCF	1/23/2008
69.6 (39-56)	at Arizona	2/4/1957
66.7 (30-45)	Utah	2/9/1979
66.7 (30-45)	at Wyoming	1/17/1987
66.7 (32-48)	at Arizona	12/16/1995
64.3 (27-42)	New Mexico	1/26/1985
64.3 (27-42)	Wyoming (n)	3/12/1988
64.3 (27-42)	Utah	1/30/1997

### Lowest Field Goal Percentage Allowed\*

.208 (10-48)	Eastern New Mexico	12/4/1965
.212 (11-52)	vs. Hayward State	12/21/1964
.212 (14-66)	William & Mary	12/29/1964
.212 (11-52)	Sul Ross State	11/29/1974
.215 (17-79)	vs. Abilene Christian	12/3/1966
.220 (9-41)	Texas A&M-Commerce	12/6/1966
.230 (17-74)	Colorado State	12/18/1961
.230 (14-61)	Jacksonville State	12/18/1995
.231 (15-65)	South Dakota	12/21/1965
.234 (11-47)	Quincy	12/1/1973

\*Since 1950

### Most Three-Point Field Goals

15	vs. UT-Permian Basin	11/22/2003
15	vs. East Carolina	2/13/2010
14	vs. New Mexico State	12/6/1993
14	at BYU	1/26/1995
14	vs. Arkansas-Pine Bluff	11/29/2000
14	vs. Lipscomb	3/14/2006
14	vs. Texas State	12/19/2006
14	at Texas Southern	12/29/2007
14	vs. James Madison (n)	12/29/2008
13	vs. New Mexico Highlands	12/30/2000
13	vs. Louisiana Tech	2/25/2005
13	at Boise State	1/1/2005

### Most Three-Point Field Goal Attempts

37	at Southern Miss	1/31/2007
34	at Colorado State	2/18/1995
34	vs. Samford	12/14/1998
33	vs. James Madison (n)	12/29/2008
32	vs. New Mexico	1/2/2008
31	vs. Arkansas-Pine Bluff	11/29/2000
30	vs. New Mexico State	12/7/1992
30	at New Mexico State	11/30/1996
30	at Syracuse	11/12/2006
30	vs. New Mexico State	3/20/1995
29	vs. BYU	2/28/1998
29	at Texas Southern	12/29/2007

### Best Three-Point Field Goal Percentage (minimum 10 att.)

69.2 (9-13)	vs. Auburn (n)	12/25/2012
66.7 (8-12)	at Utah	1/13/1990
64.7 (11-17)	at New Mexico	2/19/1998
63.6 (7-11)	vs. Morgan State	12/31/1986
63.6 (7-11)	vs. New Mexico	1/31/1987
62.5 (10-16)	vs. Tulsa	1/8/2005
62.5 (10-16)	vs. Houston	3/8/2008
62.5 (10-16)	vs. Oklahoma (n)	12/21/2009
61.5 (8-13)	at Air Force	1/14/1989
61.5 (8-13)	at Utah	2/25/1999

### Most Free Throws

41	vs. Sul Ross State	11/24/2003
40	vs. Arizona State	1/17/1970
39	vs. Tulsa (n)	3/15/1985
38	vs. Missouri	12/23/1969
38	vs. New Mexico State	2/20/2002
37	vs. North Texas	12/29/1956
37	vs. New Mexico State	12/18/2004
36	vs. Kentucky (n)	3/19/1966
36	at BYU	3/1/1997
36	vs. Jackson State	11/24/1998

### Most Free Throw Attempts

55	vs. Tulsa (n)	3/15/1985
55	vs. Sul Ross State	11/24/2003
52	at UNLV	12/8/1980
50	vs. McMurry	12/9/1954
50	vs. Belhaven	11/27/1994
50	vs. East Carolina	2/23/2008
49	vs. New Mexico State	2/20/2002
48	vs. Arizona State	1/17/1970
48	at Southern Miss	2/11/2006
46	vs. North Texas	12/29/1956
46	vs. Missouri	12/22/1958
46	vs. Colorado State	2/23/1974
46	vs. McNeese State	12/18/1982
46	vs. BYU	2/19/1985
46	vs. Jackson State	11/24/1998
46	vs. Wyoming	12/22/2007
46	vs. Southern Miss	1/31/2009

### Best Free Throw Percentage (minimum 10 attempts)

100.0 (15-15)	at Hardin-Simmons	3/2/1959
100.0 (15-15)	vs. Oklahoma Christian	12/3/1969
100.0 (11-11)	vs. Arizona State	1/13/1977
100.0 (10-10)	at Boise State	1/1/2005
96.3 (26-27)	vs. Fresno State	2/10/2005
95.2 (20-21)	vs. New Mexico State	1/23/1971
95.0 (38-40)	vs. Missouri	12/23/1969
93.8 (15-16)	vs. Fresno State	2/24/1994
93.8 (15-16)	vs. Southern	12/17/2001
93.3 (14-15)	vs. Southern Cal College	11/25/1995
93.3 (28-30)	vs. New Mexico	2/20/1997

### Most Assists

29	vs. BYU	1/4/1974
29	vs. UT-Permian Basin	11/21/2005
29	vs. East Carolina	2/13/2010
28	vs. Rider	12/12/1987
28	vs. Arkansas-Pine Bluff	11/29/2000
28	vs. Arkansas-Monticello	11/16/2001
27	vs. Roosevelt	12/11/1982
27	vs. Rice	2/5/2004
27	vs. Lipscomb	3/14/2006
26	at Assumption College	12/6/1980
26	vs. Sam Houston State	12/23/1989
26	vs. Maryland-Eastern Shore	12/6/1990
26	vs. Arkansas-Pine Bluff	12/22/2003
26	vs. Mississippi Valley State	12/27/2003
26	vs. Tulsa	1/8/2005
26	vs. Rice	1/6/2005
26	vs. Texas State	12/19/2006
26	vs. Southern Miss	1/30/2008

### Most Steals

21	vs. Cardinal Stritch	12/20/1994
19	vs. UT-Permian Basin	11/21/2005
18	vs. Louisiana College	12/23/1980
18	vs. Fort Hays State	1/7/1982
18	vs. Norfolk State	12/28/2009
17	vs. Fort Lewis	11/26/1988
17	vs. Alabama State	12/27/2004
16	vs. Rice	1/29/1999
16	vs. Alcorn State	12/19/2009
15	vs. Maryland-Eastern Shore	12/6/1990
15	vs. San Diego State	1/15/1994
15	vs. Tulane	1/18/2006

### Most Blocked Shots

16	vs. Fort Lewis	11/26/1988
15	vs. Cleveland State	12/29/1988
13	vs. Memphis (n)	12/16/1977
13	vs. Sam Houston State	12/23/1989
12	vs. Utah	2/15/1990
12	vs. Abilene Christian	12/18/1993
11	vs. New Mexico State	11/27/1989
11	at Wyoming	2/28/1991
11	vs. Houston Baptist	11/30/1991
11	vs. New Mexico State	12/7/1991
11	vs. Rice	2/7/2002
11	vs. Texas Southern	11/14/2008

### Most Turnovers

33	at Indiana	12/8/1979
31	vs. Texas Tech	11/30/2002
30	at New Mexico State	12/12/1989
28	vs. Colorado State	2/9/1980
28	vs. Texas Southern	11/26/1983
28	at San Jose State	3/16/2003
27	at New Mexico State	12/3/1993
27	at Rice	2/13/2003
27	vs. Texas Tech	12/14/2004
27	at New Mexico State	12/9/2006
26	at Fresno State	1/14/1999



■ history & records  
**[SEASON RECORDS]**

**Most Games Played**

37	2008-09
35	2004-05
35	2010-11
34	1991-92
34	1992-93
33	1985-86
33	1987-88
33	1988-89
33	2007-08
33	2009-10

**Most Victories**

28-1	1965-66
27-4	1983-84
27-6	1985-86
27-7	1991-92
27-8	2004-05

**Most Conference Victories**

15-1	2009-10
14-4	2004-05
13-3	1983-84
13-3	1986-87
13-5	1994-95
13-5	2003-04

**Most Losses**

6-24	2002-03
10-22	2001-02
5-21	1952-53
6-19	1959-60
4-17	1937-38
8-17	1951-52
14-17	2006-07
15-17	2011-12

**Most Conference Losses**

3-15	2001-02
3-15	2002-03
4-14	1952-53
4-14	1995-96
3-13	1997-98

**Fewest Victories**

0-12	1935-36
1-6	1922-23
1-9	1932-33
2-7	1914-15
2-6	1915-16
2-6	1917-18
2-16	1936-37

**Fewest Conference Victories**

0-12	1935-36
0-10	1936-37
1-9	1959-60
2-12	1977-78
3-11	1937-38
3-11	1976-77
3-9	1978-79
3-13	1997-98
3-15	2001-02
3-15	2002-03

**Fewest Losses**

28-1	1965-66
25-3	1963-64
27-4	1983-84
7-5	1919-20
3-5	1925-26

**Fewest Conference Losses**

15-1	2009-10
8-2	1956-57
6-2	1958-59
5-3	1961-62
13-3	1983-84
13-3	1986-87
11-3	2005-06

**Longest Winning Streak**

23	1965-66
16	1963-64
16	2009-10
15	1983-84
14	1985-86
12	1991-92

**Most Wins To Open Season**

23	1965-66
15	1983-84
9	1974-75
7	1988-89
6	1987-88
6	2000-01

**Longest Losing Streak**

30	1933-37^
16	1937-38*
13	1932-34*
10	1928-29
10	1976-77

^ Spanned over three seasons

\* Spanned over two seasons

**Highest Winning Percentage**

.966 (28-1)	1965-66
.893 (25-3)	1963-64
.871 (27-4)	1983-84
.818 (27-6)	1985-86
.794 (27-7)	1991-92

**Lowest Winning Percentage**

.000 (0-12)	1935-36
.100 (1-9)	1932-33
.111 (2-16)	1936-37
.143 (1-6)	1922-23
.190 (4-17)	1937-38

**Most Points**

2,788 (37 games)	2008-09
2,616 (35 games)	2004-05
2,588 (33 games)	1988-89
2,571 (32 games)	2000-01
2,527 (33 games)	2007-08

**Most Points Allowed**

2,660 (37 games)	2008-09
2,415 (33 games)	2007-08
2,388 (32 games)	2000-01
2,320 (34 games)	1992-93
2,305 (32 games)	2001-02

**Highest Scoring Average**

80.3	2000-01
79.6	1968-69
79.1	1969-70
79.0	1960-61
78.4	1988-89

**Highest Opponent Scoring Average**

80.3	1960-61
75.4	1959-60
74.6	2000-01
74.4	1999-00
73.2	2002-03
73.2	2007-08



**Best Scoring Defense\***

53.4	1981-82
54.6	1962-63
54.7	1949-50
55.3	1963-64
56.0	1961-62

\* Since 1950

**Highest Average Scoring Margin**

+17.2	1963-64
+15.2	1965-66
+14.3	1961-62
+11.2	1988-89
+11.1	1962-63

**Most Field Goals Made**

931	2008-09
922	1991-92
901	2004-05
891	2009-10
887	1992-93

**Most Field Goal Attempts**

2,200	2008-09
2,081	1992-93
1,980	2007-08
1,973	1949-50
1,958	1991-92

**Highest Field Goal Percentage**

51.5	1988-89
50.6	1986-87
50.4	1987-88
49.2	2000-01
49.1	1989-90

**Best Field Goal Defense\***

36.0	1963-64
36.8	1961-62
37.4	1957-58
38.1	1964-65
38.1	1973-74

\* Since 1950

**Most Three-Point Field Goals**

217	2007-08
214	1994-95
208	2004-05
208	2006-07
201	2009-10

**Most Three-Point Attempts**

657	2007-08
627	1994-95
627	2006-07
625	2008-09
586	2009-10

**Highest Three-Point Percentage**

40.9	1986-87
39.1	1995-96
38.4	2003-04
37.3	1988-89
36.8	2002-03

**Best Three-Point Defense**

30.6	2010-11
31.3	1992-93
31.3	2009-10
31.5	1990-91
31.5	1996-97

**Most Free Throws Made**

731	2008-09
633	2000-01
614	2003-04
606	2004-05
597	1984-85

**Most Free Throw Attempts**

1,021	2008-09
904	2007-08
842	1987-88
841	1988-89
841	2000-01

**Highest Free Throw Percentage**

79.2	2004-05
76.6	1968-69
75.3	2000-01
75.2	2003-04
74.2	1984-85

**Most Rebounds**

1,430	1965-66
1,407	1963-64
1,396	2008-09
1,360	1966-67
1,283	1964-65

**Highest Rebound Average**

53.3	1960-61
50.2	1963-64
49.5	1961-62
49.3	1965-66
48.6	1966-67

**Highest Rebound Margin**

+15.3	1963-64
+13.8	1962-63
+13.1	1965-66
+10.6	1964-65
+7.5	1966-67

**Most Assists**

579	2004-05
538	2010-11
523	2000-01
523	2003-04
504	2008-09

**Most Blocked Shots**

217	1991-92
189	1988-89
187	1989-90
159	1990-91
148	2008-09

**Most Steals**

288	2009-10
284	1986-87
260	1987-88
259	2006-07
255	2004-05

**Most Turnovers Forced**

573	2007-08
572	2006-07
551	1986-87
544	2008-09
529	2004-05

**Most Turnovers Committed**

528	2000-01
528	2002-03
504	2001-02
497	2006-07
458	2008-09

**Most Personal Fouls**

812	2008-09
776	2007-08
730	2006-07
695	2001-02
683	1986-87

**Fewest Personal Fouls**

308	1967-68
444	1961-62
447	1963-64
454	1968-69
457	1962-63

# [OVERTIME/100-POINT GAMES]

## IN 100-POINT GAMES (27-2)

Home 100-Point Game Record	25-0
At the Don Haskins Center	16-0
Away 100-Point Game Record	1-2
Neutral Site 100-Point Game Record	1-0
Overtime 100-Point Games	1 (0-1)
Most 100-Point Games in a Season	3
	(2000-01; 2003-04)

## OVERTIME GAMES

DATE	OPPONENT	W/L	SCORE
1936-37*	Texas Tech	L	25-28
1944-45*	Hardin-Simmons	L	31-35
2/28/1949	Arizona	W (2 OT)	70-69
12/16/1949	Culver-Stockton	L	54-56
12/30/1949	West Texas A&M	W	54-52
1/5/1950	Texas Tech	L	58-59
2/25/1950	at Western New Mexico	W	65-62
2/11/1952	Northern Arizona	W	83-81
2/8/1954	at Hardin-Simmons	W	73-71
2/10/1954	Midwestern	W	62-60
1/11/1955	at Hardin-Simmons	L	56-58
2/14/1955	at Arizona	W	60-58
2/19/1955	West Texas A&M	W	78-76
12/9/1955	at Washington (Mo.)	W	62-60
12/30/1955	at New Mexico	L	86-93
1/6/1956	Arizona State	L	72-74
2/2/1957	at Arizona State	L	88-89
2/25/1957	New Mexico State	W	72-69
2/24/1958	West Texas A&M	W	78-67
1/3/1959	Sul Ross State	L	80-86
3/2/1959	at Hardin-Simmons	L	57-58
12/10/1959	at New Mexico	W	81-77
1/4/1960	Abilene Christian	W (2 OT)	84-82
1/13/1962	Arizona	W	57-55
12/21/1962	Colorado State	L	62-64
12/1/1964	UT-Pan American	W	66-58
2/12/1966	at New Mexico	W	67-64
3/11/1966	Cincinnati (n)	W	78-76
3/12/1966	Kansas (n)	W (2 OT)	81-80
12/17/1966	Kansas (n)	W	71-67
2/20/1967	at Utah State	W (2 OT)	79-75
12/9/1967	Arizona	W	67-66
1/30/1971	at Wyoming	L	67-69
2/22/1974	Wyoming	W	77-74
12/17/1977	Kansas State	W	67-63
1/28/1978	BYU	L	76-78
2/4/1978	at Wyoming	L	74-77
1/3/1980	Utah	L	60-61
1/10/1980	at Colorado State	W	67-66
1/14/1982	at Hawaii	L	49-52
2/18/1982	San Diego State	W	62-60
12/8/1982	New Mexico State	L	73-76
12/3/1983	at New Mexico State	W (2 OT)	60-59
12/28/1983	Arizona	W	51-49
2/18/1983	Wyoming	W	73-66
2/9/1985	BYU	W (3 OT)	97-86
3/8/1985	Utah	W	82-73
1/2/1986	BYU	W	69-64
1/11/1986	at Wyoming	L	62-63
1/25/1986	at New Mexico	W	71-70
1/23/1987	Colorado State	W	74-70
2/7/1987	at BYU	W	93-91
3/13/1987	at Arizona	W	98-91
3/5/1988	at BYU	W	83-80
3/9/1989	Wyoming (n)	W (2 OT)	88-81
1/11/1989	at BYU	L	67-69
1/30/1990	at New Mexico	W	82-80
3/16/1990	Minnesota (n)	L	61-64
3/2/1991	New Mexico	L	70-72
2/20/1992	at Wyoming	W	74-72
12/7/1992	New Mexico State	L	69-75
2/11/1993	at Wyoming	W (2 OT)	81-78
2/20/1993	Hawaii	W	68-67

3/12/1993	at Utah	W	90-85
2/5/1994	at New Mexico	L	78-80
2/17/1994	at Hawaii	L	103-104
1/21/1995	at New Mexico	L	63-66
1/26/1995	at BYU	L	89-95
2/2/1995	BYU	W	88-85
2/23/1995	San Diego State	W	73-71
3/20/1995	New Mexico State	L	89-92
1/10/1996	San Diego State	L	71-72
1/15/1996	at Wyoming	L	68-72
12/27/1996	Northern Iowa	W	87-78
2/28/1998	BYU	L (3 OT)	75-76
2/13/1999	San Jose State	W	70-64
1/4/2001	Nevada	W	76-70
2/20/2002	New Mexico State	W	85-81
3/5/2002	Boise State (n)	L	72-73
1/25/2003	Boise State	W	85-78
3/6/2003	at San Jose State	L	73-74
1/12/2005	at Nevada	W	83-80
12/11/2005	Louisiana-Lafayette	L	59-65
12/20/2005	Pacific	W	72-66
2/11/2006	at Southern Miss	W (2 OT)	77-72
1/13/2007	at Tulsa	L	79-86
1/2/2008	New Mexico	L	85-86
3/1/2008	at SMU	L (2 OT)	96-99
3/14/2008	Tulsa (n)	L	62-64
12/30/2008	at Santa Clara	L	88-89
2/25/2009	SMU	W	61-58
3/12/2009	Houston (n)	L	85-89
12/16/2009	Mississippi (n)	L	81-91
1/30/2010	at UAB	W (2 OT)	74-65
1/8/2011	at UAB	L (3 OT)	97-100
1/14/2012	SMU	W	70-64
1/28/2012	at Houston	L	76-81
2/11/2012	Tulane	W	54-52
2/22/2012	Southern Miss	W (2 OT)	76-68
3/7/2012	Houston (n)	W	67-62

\* Date not available  
(n) Game played at neutral site

## IN OVERTIME GAMES (58-42)


Home Overtime Record	33-17
Overtime Record at the Don Haskins Center	22-11
Away Overtime Record	20-20
Neutral Site Overtime Record	5-5
Single Overtime Games	86 (47-39)
Double Overtime Games	11 (10-1)
Triple Overtime Games	3 (1-2)
Most Overtime Games in a Season	5 (1994-95; 2011-12)

## 100-POINT GAMES

DATE	OPPONENT	W/L	SCORE
1/9/1961	at Arizona State	L	103-119
2/27/1961	West Texas A&M	W	102-80
12/13/1963	Long Beach State	W	101-58
12/18/1963	Tennessee Tech	W	101-62
1/4/1964	Western New Mexico	W	100-56
2/24/1965	New Mexico State	W	107-51
2/1/1966	New Mexico State	W	104-78
12/28/1969	Montana State (n)	W	103-90
1/2/1969	Tahoe Paradise	W	109-63
1/6/1969	UT-Pan American	W	100-53
1/17/1970	Arizona State	W	108-64
12/22/1979	Illinois Tech	W	104-61
12/11/1982	Roosevelt	W	105-57
1/31/1987	New Mexico	W	107-90
11/26/1988	Fort Lewis College	W	109-47
12/6/1990	Maryland-Eastern Shore	W	101-64

2/17/1994	at Hawaii	L (OT)	103-104
12/20/1994	Cardinal Stritch	W	113-61
11/29/2000	Arkansas-Pine Bluff	W	110-60
12/27/2000	Jackson State	W	101-81
12/30/2000	New Mexico Highlands	W	121-86
11/22/2003	UT-Permian Basin	W	109-49
12/22/2003	Arkansas-Pine Bluff	W	103-60
2/5/2004	Rice	W	105-62
1/8/2005	Tulsa	W	105-70
12/19/2006	Texas State	W	108-60
12/29/2007	at Texas Southern	W	104-61
12/19/2009	Alcorn State	W	101-41
2/13/2010	East Carolina	W	100-76

(n) Game played at neutral site



MARK MCCALL



# [BIGGEST WINS & LOSSES]


## UTEP'S BIGGEST WINS

MAR.	OPPONENT	SCORE	DATE
62	Fort Lewis College	109-47	11/26/1988
60	Alcorn State	101-41	12/19/2009
56	New Mexico State	107-51	2/24/1965
53	Colorado State	91-38	12/18/1961
52	Sul Ross State	84-32	11/29/1974
52	Cardinal Stritch	113-61	12/20/1994
51	Eastern New Mexico	89-38	12/4/1965
50	New Mexico Highlands	89-39	2/10/1962
50	Arkansas-Pine Bluff	110-60	11/29/2000
49	St. Michael's	88-39	12/2/1954
48	Roosevelt	105-57	12/11/1982
48	Texas State	108-60	12/19/2006
47	UT-Pan American	100-53	1/6/1969
46	Western New Mexico	61-15	1942-43*
46	South Dakota	88-42	12/21/1965
46	Tahoe Paradise	109-63	1/2/1969
45	Missouri State	93-48	1/28/1964
44	75AA Fort Bliss	58-14	1944-45*
44	Western New Mexico	100-56	1/4/1964
44	Arizona State	108-64	1/17/1970


## UTEP'S BIGGEST LOSSES

MAR.	OPPONENT	SCORE	DATE
52	Fresno State	108-56	1/25/2001
49	Walz	59-10	1915-16*
48	New Mexico State	71-23	1935-36*
47	Cactus Club	59-12	1915-16*
47	New Mexico State	55-8	1917-18*
47	New Mexico	70-23	1935-36*
45	Kansas State	76-31	12/3/1957
44	New Mexico State	67-23	1/7/1938
43	Arizona State	67-24	1933-34*
43	New Mexico State	65-22	1935-36*
43	Arizona	93-50	2/25/1948
42	YMCA	54-12	1914-15*
42	YMCA	57-15	1914-15*
42	Texas	53-11	1923-24*
42	Breese	45-3	1931-32*
42	Johnson Floormen	66-24	1932-33*
39	Sul Ross State	63-24	1923-24*
37	Arizona	53-16	1935-36*
37	West Texas A&M	90-53	2/5/1954
37	Arizona	77-40	12/23/1964

\* No date available



**DONNELL ALLEN**



**JERRY JONES**

## UTEP'S BIGGEST HOME WINS

MAR.	OPPONENT	SCORE	DATE
62	Fort Lewis College	109-47	11/26/1988
60	Alcorn State	101-41	12/19/2009
56	New Mexico State	107-51	2/24/1965
53	Colorado State	91-38	12/18/1961
52	Sul Ross State	84-32	11/29/1974
52	Cardinal Stritch	113-61	12/20/1994
51	Eastern New Mexico	89-38	12/4/1965
50	New Mexico Highlands	89-39	2/10/1962
50	Arkansas-Pine Bluff	110-60	11/29/2000
49	St. Michael's	88-39	12/2/1954

## UTEP'S BIGGEST ROAD WINS

MAR.	OPPONENT	SCORE	DATE
43	Texas Southern	104-61	12/29/2007
37	UCF	96-59	1/23/2010
33	West Texas A&M	92-59	1/28/1963
32	Sul Ross State	89-57	1/29/1951
30	New Mexico	72-42	1/13/1948
30	Wyoming	68-38	1/26/1974
29	Colorado State	75-46	1/10/1981
28	Abilene Christian	76-48	12/29/1947
24	Hardin-Simmons	55-31	1/15/1948
23	Northern Arizona	92-69	12/18/1950
23	San Diego State	77-54	1/23/1992

## UTEP'S BIGGEST HOME LOSSES

MAR.	OPPONENT	SCORE	DATE
35	St. Mary's (Calif.)	79-44	12/19/1951
33	Tulsa	90-57	2/13/1997
28	Rice	91-63	1/18/2003
27	New Mexico	84-57	1/21/1978
26	Texas Tech	94-68	2/7/1953
26	Arizona	85-59	2/14/1974
25	Arizona	79-54	2/14/1951
23	Arizona	72-49	2/11/1950
23	Arizona	100-77	2/27/1960
23	Utah	74-51	1/30/1997
23	Texas Tech	83-60	12/4/2002

## UTEP'S BIGGEST ROAD LOSSES

MAR.	OPPONENT	SCORE	DATE
52	Fresno State	108-56	1/25/2001
45	Kansas State	76-31	12/3/1957
44	New Mexico State	67-23	1/7/1938
43	Arizona	93-50	2/25/1948
37	West Texas A&M	90-53	2/5/1954
37	Arizona	77-40	12/23/1964
36	Arizona State	90-54	1/13/1953
34	Idaho State	92-58	12/15/1959
34	Tulsa	81-47	3/13/2003
32	Indiana	75-43	12/8/1979



# [UTEP IN THE HASKINS CENTER]

Year	G	Att.	Ave.	Sellouts	W	L	Pct
1976-77	5	54,398	10,879	5	0	5	.000
1977-78	16	129,987	8,124	0	9	7	.563
1978-79	15	136,568	9,104	0	9	6	.600
1979-80	15	139,396	9,293	0	12	3	.800
1980-81	17	158,882	9,346	3	13	4	.765
1981-82	17	148,898	8,758	2	16	1	.941
1982-83	17	151,054	8,885	3	12	5	.706
1983-84	21	231,356	11,568	11	21	0	1.000
1984-85	19	203,917	10,732	5	15	4	.789
1985-86	19	198,017	11,001	9	19	0	1.000
1986-87	17	188,810	11,106	9	15	2	.882
1987-88	17	183,559	10,198	4	15	2	.882
1988-89	18	184,742	10,263	9	18	0	1.000
1989-90	20	218,547	10,927	9	15	5	.750
1990-91	17	148,020	8,707	0	13	4	.765
1991-92	18	128,067	7,115	1	17	1	.944
1992-93	18	151,486	8,416	1	13	5	.722
1993-94	18	157,276	8,738	2	13	5	.722
1994-95	19	196,873	10,362	9	16	3	.842

Year	G	Att.	Ave.	Sellouts	W	L	Pct
1995-96	16	135,167	8,448	1	10	6	.625
1996-97	15	112,479	7,499	0	11	4	.733
1997-98	17	135,008	7,942	1	10	7	.588
1998-99	18	132,599	7,367	0	14	4	.778
1999-00	17	145,071	8,534	1	11	6	.647
2000-01	18	173,819	9,657	3	16	2	.889
2001-02	16	113,089	7,068	0	9	7	.563
2002-03	17	102,645	6,038	0	5	12	.294
2003-04	17	174,791	10,282	8	16	1	.941
2004-05	18	187,298	10,405	7	16	2	.889
2005-06	17	164,811	9,695	3	15	2	.882
2006-07	18	156,729	8,707	0	11	7	.611
2007-08	16	130,321	8,145	0	13	3	.813
2008-09	18	156,156	8,675	2	13	5	.722
2009-10	17	147,854	8,697	3	15	2	.882
2010-11	22	197,107	8,959	1	19	3	.864
2011-12	16	117,460	7,341	0	11	5	.688
<b>Totals</b>	<b>616</b>	<b>5,592,257</b>	<b>9,078</b>	<b>112</b>	<b>476</b>	<b>140</b>	<b>.773</b>





# [HASKINS CENTER RECORDS]

## HASKINS CENTER TEAM RECORDS

### Points

UTEP: 121, vs. New Mexico Highlands, 12/30/2000  
 Opponent: 98, Boise State, 1/3/2004

### Field Goals

UTEP: 46, vs. Illinois Tech, 12/22/1979  
 Opponent: 36, by Jackson State, 12/27/2000

### Field Goal Attempts

UTEP: 88, vs. Illinois Tech, 12/22/1979  
 Opponent: 83, by Jackson State, 12/27/2000  
 83, by McNeese State, 3/14/2001

### Three-Point Field Goals

UTEP: 15, vs. Samford, 12/14/1998  
 15, vs. UT-Permian Basin, 11/22/2003  
 15, vs. East Carolina, 2/13/2010  
 Opponent: 16, by New Mexico, 1/29/1994

### Three-Point Field Goal Attempts

UTEP: 34, vs. Samford, 12/14/1998  
 Opponent: 37, by Mississippi Valley State, 12/21/2001

### Free Throws

UTEP: 41, vs. Sul Ross State, 11/24/2003  
 Opponent: 37, by New Mexico, 1/2/2008

### Free Throw Attempts

UTEP: 55, vs. Sul Ross State, 11/24/2003  
 Opponent: 52, by New Mexico, 1/2/2008

### Rebounds

UTEP: 61, vs. Houston Baptist, 11/30/1991  
 Opponent: 56, by New Mexico, 1/2/2008

### Assists


UTEP: 29, vs. UT-Permian Basin, 11/21/2005  
 29, vs. East Carolina, 2/13/2010  
 Opponent: 24, by Tulsa, 2/13/1997

### Steals

UTEP: 21, vs. Cardinal Stritch, 12/20/1994  
 Opponent: 15, by Texas Tech, 12/4/2004

### Blocks

UTEP: 16, vs. Fort Lewis, 11/26/1988  
 Opponent: 7, by New Mexico, 3/2/1991  
 7, by Tulane, 2/6/2008



**TERRY WHITE**

## HASKINS CENTER INDIVIDUAL RECORDS

### Points

UTEP: 45 - Randy Culpepper, vs. East Carolina, 2/13/2010  
 Opponent: 49 - Trey Johnson (Jackson State), 12/22/2006

### Field Goals

UTEP: 14 - Antoine Gillespie, vs. Hawaii, 1/13/1994  
 14 - Brandon Wolfram, vs. TCU, 2/17/2000  
 14 - Brandon Wolfram, vs. Alcorn State, 12/9/2000  
 14 - Randy Culpepper, vs. East Carolina, 2/13/2010  
 Opponent: 15 - Trey Johnson (Jackson State), 12/22/2006

### Three-Point Field Goals

UTEP: 9 - Randy Culpepper, vs. East Carolina, 2/13/2010  
 Opponent: 7 - Ray Dudley (Air Force), 2/9/1989  
 7 - Jeryl Sasser (SMU), 1/22/2001  
 7 - Chris Lutz (Marshall), 2/14/2009

### Free Throws

UTEP: 21 - Stefon Jackson, vs. East Carolina, 2/23/2008  
 Opponent: 17 - Kelvin Lewis (Houston), 1/14/2009

### Rebounds

UTEP: 24 - Terry White, vs. Texas Southern, 12/12/1981  
 Opponent: 16 - Albert Burditt (Texas), 12/29/1991  
 16 - Jeremy Jefferson (Arkansas-Pine Bluff), 11/29/2000

### Assists

UTEP: 18 - Filiberto Rivera, vs. Louisiana Tech, 2/25/2005  
 Opponent: 12 - David Holston (Chicago State), 11/29/2006

# [NCAA TOURNAMENT TEAMS]




## 1962-63 (19-7)

NCAA TOURNAMENT RESULTS: Lost to Texas, 65-47, in a first round game in Lubbock, Texas.

TOP PLAYERS: Jim Barnes (JR, 18.9 ppg, 16.5 rpg); Bobby Lesley (SR, 12.0 ppg, 2.4 rpg); Willie Brown (SR, 11.0 ppg, 2.6 rpg); Nolan Richardson (SR, 10.5 ppg, 6.3 rpg).

TEAM NOTES: The Miners' NCAA Tournament matchup with Texas was the second between the two teams that year... earlier in the season, the Miners downed the Longhorns, 45-40, in the championship game of the Sun Carnival Classic in El Paso... Texas Western snapped Utah's 38-game winning streak with a 51-48 triumph in Salt Lake City on Dec. 15, 1962... Barnes scored a season-high 36 points against New Mexico State and snared a season-best 27 rebounds versus Hardin-Simmons... Texas Western ended the regular season rated first in the nation in rebound percentage (.596) and third in scoring defense (54.2 ppg), while Barnes was fifth in rebounding... Richardson, who made his only NCAA Tournament appearance as a player that season, went on to become a distinguished college coach at the University of Tulsa and the University of Arkansas.



## 1963-64 (25-3)

NCAA Tournament Results: Defeated Texas A&M, 68-62, in a first round game in Dallas, Texas; lost to Kansas State, 64-60, in a second round game in Wichita, Kan.; defeated Creighton, 63-52, in a consolation game in Wichita, Kan.

Top Players: Jim Barnes (SR, 29.2 ppg, 19.2 rpg); Orsten Artis (SO, 10.5 ppg, 3.2 rpg); Charlie Banks (JR, 9.8 ppg, 5.4 rpg); Andy Stoglin (JR, 8.9 ppg, 8.0 rpg).

Team Notes: Barnes set school seasonal records for points (816), scoring average (29.2 ppg), field goals (299), field goal attempts (532), free throws (218), free throw attempts (295), rebounds (537) and rebounding average (19.2 rpg)...he scored 51 points, still a school record, on Jan. 4, 1964 against Western New Mexico...he also established school game standards for field goals made (19) and attempted (30), as well as rebounds (36), in that game...the 1963-64 Texas Western team still holds school records for scoring margin (+17.2 ppg), field goal percentage defense (.360) and rebounding margin (+15.3 rpg)...in addition, the Miners recorded the second-best winning percentage (.893) in school annals, behind only the 1965-66 national champions '966 clip...TWC rated second nationally in scoring defense (55.3 ppg), and fourth in rebounding (50.2 rpg) and scoring margin...the Miners posted winning streaks of 16 and seven games during the season...two of Texas Western's three losses came by a total of six points...Barnes fouled out of every game the Miners lost...Stoglin is currently the head coach at Southwest Texas State University.



## 1965-66 (28-1, NCAA champs)

NCAA Tournament Results: Defeated Oklahoma City, 89-74, in a first round game in Lubbock, Texas; defeated Kansas, 81-80 in double overtime, in a quarterfinal game in Lubbock, Texas; defeated Utah, 85-78, in a semifinal game in College Park, Md.; defeated Kentucky, 72-65, in the championship game in College Park, Md.

Top Players: Bobby Joe Hill (JR, 15.0 ppg, 3.0 rpg); David Lattin (SO, 14.0 ppg, 8.6 rpg); Orsten Artis (SR, 12.6 ppg, 3.5 rpg); Nevil Shed (JR, 10.6 ppg, 7.9 rpg); Harry Flournoy (SR, 8.3 ppg, 10.7 rpg).

Team Notes: The Miners captured the national championship on March 19, 1966 in a game of tremendous historical and social consequence... third-ranked Texas Western College stunned top-rated Kentucky, 72-65, in the title game... in that contest TWC's Don Haskins became the first coach to start five African-American players in the championship game... in contrast, Kentucky's starting lineup was all white... the Miners ended the year with a 28-1 record... to this day, UTEP is the only Division I school in the state of Texas to capture a national championship in men's basketball... All-American guard Bobby Joe Hill averaged 15 points per game during the Miners' record-breaking season, and netted 20 points versus the Wildcats in the finals.



## 1966-67 (22-6)

NCAA Tournament Results: Defeated Seattle, 62-54, in a first round game in Fort Collins, Colo.; lost to Pacific, 72-63, in a second round game in Corvallis, Ore.; defeated Wyoming, 69-67, in a consolation game in Corvallis, Ore.

Top Players: David Lattin (JR, C, 6-7, 240, 15.1 ppg, 10.1 rpg); Willie Worsley (JR, G, 5-6, 170, 12.2 ppg, 3.0 rpg); Nevil Shed (SR, F, 6-8, 198, 10.3 ppg, 7.5 rpg); Willie Cager (JR, F, 6-5, 180, 9.4 ppg, 5.6 rpg).

Team Notes: The defending national champions played the second half of the season without starting guard Bobby Joe Hill, who was lost due to injury... Hill played in eight games, averaging 4.9 points and shooting 33 percent from the field... Texas Western was dealt another blow late in the year when Shed was ruled ineligible prior to the NCAA Tournament... the Miners beat Seattle twice during the season (including in the NCAAs), avenging their only loss of the 1965-66 campaign... Texas Western was rated second in the preseason poll and ended the year rated 10th... the 5-6 Worsley was one of the shortest players in the game who could dunk a basketball.



## 1969-70 (17-8)

NCAA Tournament Results: Lost to Utah State, 91-81, in a first round game in Provo, Utah.

Top Players: Nate Archibald (SR, G, 6-0, 155, 21.4 ppg, 2.6 rpg); Bob Doyle (JR, F, 6-5, 195, 13.6 ppg, 4.4 rpg); Mike Switzer (SR, F, 6-5, 200, 13.4 ppg, 4.4 rpg); Ed Lynum (SR, F, 6-8, 200, 7.8 ppg, 4.9 rpg); Dick Gibbs (JR, F/C, 6-7, 205, 10.5 ppg, 8.5 rpg).

Team Notes: Future NBA Hall of Famer Nate Archibald led UTEP to the NCAA Tournament in his final season with the Miners... Archibald scored a career-high 36 points in the Miners' NCAA loss to Utah State, making 13 of 21 shots from the floor and 10 of 11 from the line... Archibald shot 53 percent from the field and 83 percent from the charity stripe on the year, and scored 20 points or more in 14 of 25 games en route to becoming UTEP's first All-WAC player... Archibald was 170 from 20 from the line in UTEP's 77-64 triumph at Colorado State on Jan. 8, 1970... the Miners claimed the WAC title in their first year in the league... UTEP scored nine straight points to erase an 80-71 deficit with 2:53 remaining and edged Utah, 83-82, to clinch the conference crown on Feb. 28, 1970 at the Coliseum in El Paso... UTEP made a school-record 40 free throws against Arizona State on Jan. 17, 1970 in a 108-64 win... the Miners were a perfect 15 for 15 from the foul line versus Oklahoma Christian during a 61-45 victory on Dec. 3, 1969... the Miners averaged 79.1 points per game, the third-top seasonal scoring figure in the UTEP recordbooks... UTEP was ranked 20th in the final UPI poll.



## 1974-75 (20-6)

NCAA Tournament Results: Lost to Indiana, 78-53, in a first round game in Lexington, Ky.

Top Players: Gary Brewster (JR, F/C, 6-8, 200, 15.4 ppg, 8.3 rpg); Jake Poole (SO, G, 6-1, 175, 8.5 ppg, 1.8 rpg); Ed Lynum (SR, F, 6-8, 200, 7.8 ppg, 4.9 rpg); John Saffle (JR, F/C, 6-8, 210, 6.3 ppg, 4.5 rpg).

Team Notes: The 1974-75 Miners were Gary Brewster's team. He scored 24 percent of the team's points and snagged 23 percent of the rebounds... Brewster's average of 15.4 points was nearly seven points higher than the Miners' second-leading scorer, Jake Poole (8.5 ppg)... Brewster played through the season with a nagging back injury which ultimately required surgery... the streaky Miners won their first nine games of the season and recorded eight straight victories late in the year... Brewster personified a tough Miner team which committed 614 fouls, a school record which stood until 1980... UTEP's season ended with a loss to undefeated Indiana in the NCAA Tournament. The Hoosier roster featured Kent Benson, Quinn Buckner and Scott May... the Miners led the nation in scoring defense (57.3 ppg) for the third consecutive season.



# [NCAA TOURNAMENT TEAMS]




## 1983-84 (27-4)

NCAA Tournament Results: Lost to UNLV, 73-60, in a first round game in Salt Lake City, Utah.

Top Players: Fred Reynolds (SR, F, 6-6, 195, 13.9 ppg, 5.2 rpg); Luster Goodwin (JR, G, 6-0, 180, 10.5 ppg, 1.8 rpg); Kent Lockhart (JR, F/G, 6-4, 190, 9.0 ppg, 3.3 rpg); Kevin Hamilton (SO, F, 6-6, 210, 8.6 ppg, 5.3 rpg); Juden Smith (SO, G/F, 6-6, 190, 7.2 ppg, 4.2 rpg).

Team Notes: The 1983-84 team was one of the best in school annals, rocketing to as high as fifth in the Associated Press poll during the season...the Miners achieved their lofty ranking on Jan. 17, 1984, when they sported an unblemished 15-0 mark...UTEP closed out the campaign with a No. 9 ranking by AP...the Miners knocked off Indiana, 65-61, at the Special Events Center on Dec. 10, 1983, highlighting their stellar early-season play...it marked the second time that UTEP defeated Bob Knight's Hoosiers in El Paso, the first such occurrence coming during the 1972-73 campaign...the Miners also beat 15th-ranked Michigan in the Sun Carnival Classic and Louisiana Tech, which was led by All-American Karl Malone, during the preseason...UTEP trailed New Mexico by 10 points with 11 minutes to go before rallying to nip the Lobos, 60-59, on a running 20-footer by Luster Goodwin at the buzzer in Albuquerque on Jan. 28, 1984...Don Haskins was named the region coach of the year...UTEP finished 21-0 at home, to this day its best record in the Don Haskins Center...the Miners also averaged 11,568 fans at home and played before 11 sellout crowds, both school records...the Miners beat Wyoming and New Mexico in El Paso to capture the WAC Tournament crown.



## 1984-85 (22-10)

NCAA Tournament Results: Defeated Tulsa, 79-75, in a first round game in Albuquerque, N.M.; lost to North Carolina State, 86-73, in a second round game in Albuquerque, N.M.

Top Players: Luster Goodwin (SR, G, 6-1, 180, 16.9 ppg, 1.9 rpg); Dave Feitl (JR, F/C, 6-11, 235, 13.5 ppg, 7.1 rpg); Juden Smith (JR, F/G, 6-6, 190, 12.8 ppg, 6.5 rpg); Donnell Allen (SR, F, 6-8, 220, 6.4 ppg, 3.7 rpg).

Team Notes: Three UTEP players were named All-WAC (Dave Feitl, Luster Goodwin, Juden Smith), tying the school record...the Miners crushed Colorado State, 79-45, at the Special Events Center on Jan. 24, 1985, still their largest margin of victory over a conference foe in the arena to this day...San Diego State shocked the Miners, 88-81, in the WAC Tournament championship game in El Paso...Feitl set WAC Tournament records for free throws made (14) and attempted (20) in that game...Feitl nearly missed recording UTEP's first-ever triple double in the Miners' opening round WAC Tournament win over Utah. He had 27 points, 10 rebounds and eight assists versus the Utes. UTEP went to the line 55 times -- a school record -- and made 39 in the NCAA Tournament win over Tulsa...the 55 free throw attempts is still an NCAA Tournament record for first or second round games, and the 39 makes ranks second...three Miner players had 10 or more free throw attempts in that game (Feitl 12, Goodwin 10, Kent Lockhart 10).



## 1986-87 (27-5)

NCAA Tournament Results: Defeated Arizona, 98-91 in overtime, in a first round game in Tucson, Ariz.; lost to Iowa, 84-82, in a second round game in Tucson, Ariz.

Top Players: Jeep Jackson (SR, G, 6-1, 170, 12.9 ppg, 2.0 rpg); Chris Sandle (JR, F, 6-6, 200, 12.9 ppg, 4.9 rpg); Mike Richmond (SR, C, 6-9, 220, 12.7 ppg, 6.4 rpg); Quintan Gates (SR, F/G, 6-7, 200, 10.9 ppg, 5.4 rpg); Chris Blocker (JR, C, 6-5, 205, 10.6 ppg, 3.2 rpg); Tim Hardaway (SO, G, 5-11, 170, 10.0 ppg, 2.0 rpg).

Team Notes: For the first and last time in Don Haskins' 38 years of coaching at UTEP, six players averaged double figures in scoring for the 1986-87 Miners...three UTEP players earned All-WAC recognition (Tim Hardaway, Jeep Jackson, Chris Sandle), tying the school record set by the 1984-85 squad...Haskins was named WAC Coach of the Year for the second time after leading UTEP to the regular season conference championship...in the process, UTEP became the only team in the history of the WAC to win five straight regular season titles at the time...five UTEP players shot 50 percent or higher from the field, led by Wayne Campbell at 62.9 percent...the Miners shot a blistering 69.8 percent against Midwestern State on Dec. 1, 1986, hitting 30 of their 43 shots...UTEP hit 40.9 percent of its three-point tries for the season, also a school record which still stands...UTEP was not slouch defensively, posting 284 steals while forcing 551 turnovers...Hardaway had the first of his four seven-steal games against Colorado State on Jan. 23, 1987 at the Special Events Center...the Miners battled a hostile crowd in the first round of the NCAA Tournament, but downed Arizona in overtime in Tucson...UTEP prevailed despite having four players foul out in regulation of the game -- Wayne Campbell, Quintan Gates, Hardaway and Sandle...Gates and Jeep Jackson each set school NCAA Tournament records with four three-point field goals versus the Wildcats...Haskins was inducted into the Texas Sports Hall of Fame on June 5, 1987.



## 1987-88 (23-10)

NCAA Tournament Results: Lost to Seton Hall, 80-64, in a first round game in Los Angeles, Calif.

Top Players: Chris Sandle (SR, F, 6-6, 220, 17.1 ppg, 5.9 rpg); Chris Blocker (SR, G/F, 6-6, 205, 15.0 ppg, 3.7 rpg); Tim Hardaway (JR, G, 5-11, 180, 13.6 ppg, 2.9 rpg); Wayne Campbell (SR, F, 6-7, 195, 10.2 ppg, 5.9 rpg).

Team Notes: Despite ending the season with just eight players, the Miners won 23 games, finished runner-up at the WAC Tournament and made their 11th NCAA Tournament appearance...Antonio Davis broke his ankle against New Mexico in the first round of the WAC Tournament, ending his season...Chris Blocker, the Miners' second leading scorer, also ended the year on the inactive list due to academic troubles...Don Haskins garnered his 500th career win on Dec. 17, 1987, when UTEP upended Lamar 87-56 at the Special Events Center...the Miners upset fifth-ranked Wyoming, 68-62, at the Special Events Center on Jan. 8, 1988...Tim Hardaway notched 183 assists...the Miners went to the line 842 times, an average of 25.5 attempts per contest.



## 1985-86 (27-6)

NCAA Tournament Results: Lost to Bradley, 83-65, in a first round game in Ogden, Utah.

Top Players: Dave Feitl (SR, C, 6-11, 235, 16.6 ppg, 6.8 rpg); Juden Smith (SR, F/G, 6-6, 190, 13.7 ppg, 4.7 rpg); Quintan Gates (JR, G/F, 6-7, 200, 9.3 ppg, 5.0 rpg); Mike Richmond (JR, C, 6-9, 235, 8.5 ppg, 4.3 rpg).

Team Notes: Don Haskins' 25th year at UTEP produced another NCAA Tournament bid...only two players scored in double figures for the 1985-86 Miners, who held opponents to 60.1 points per game on 43 percent shooting...UTEP was undefeated at home with a 19-0 mark...the Miners claimed both the WAC regular season and tournament titles...UTEP's last two wins in the conference tournament came by a total of three points, including a 65-64 conquest of host Wyoming for the championship...Dave Feitl ended his career as UTEP's second all-time leading scorer (he currently ranks fifth)...during an eight-day stretch, the Miners posted wins over Georgetown, Ohio State, Alabama, BYU and Utah...UTEP won 14 consecutive games from Nov. 27 to Jan. 10...the Miners rose to as high as 15th in the polls during the season.



## 1988-89 (26-7)


NCAA Tournament Results: Defeated LSU, 85-74, in a first round game in Tucson, Ariz.; lost to Indiana, 92-69, in a second round game in Tucson, Ariz.

Top Players: Tim Hardaway (SR, G, 6-0, 175, 22.0 ppg, 4.0 rpg); Antonio Davis (JR, F, 6-9, 220, 14.3 ppg, 8.0 rpg); Greg Foster (JR, C, 7-0, 230, 11.1 ppg, 7.3 rpg); Prince Stewart (SO, G, 5-10, 170, 10.9 ppg, 2.5 rpg).

Team Notes: UTEP scored 2,588 points in 33 games and established a school seasonal standard for field goal percentage (.515)...it marked the third straight season that the Miners shot over 50 percent as a team...Hardaway, who posted the fifth-best scoring average in school annals, was named recipient of the Francis Pomeroy Naismith Award as the nation's best college player six feet tall or under...Hardaway was also chosen the WAC Player of the Year...he set a school record with 93 steals (2.8 per game)...Hardaway netted a career-high 32 points at Colorado State on Feb. 23, 1989...the Miners were 13-1 after downing BYU in El Paso, 91-76, on Jan. 7, 1989...UTEP won its first WAC Tournament title since 1986, upending Colorado State 73-60 in the championship game in Salt Lake City...UTEP was undefeated at home (18-0) for the third time in the history of the Don Haskins Center...UTEP tallied a school-record 16 blocked shots against Fort Lewis on Nov. 26, 1988, including seven by freshman David Van Dyke...the Miners closed out the 1980s by winning 227 games, capturing five WAC regular season titles and three WAC Tournament titles, and appearing in six NCAA Tournaments...UTEP was the seventh-winningest program in the nation during the '80s with a .735 winning percentage (227-82) behind North Carolina, UNLV, Georgetown, DePaul, Temple and Syracuse.



# [NCAA TOURNAMENT TEAMS]



## 1989-90 (21-11)

NCAA Tournament Results: Lost to Minnesota, 64-61 in overtime, in a first round game in Richmond, Va.

Top Players: Marlon Maxey (SO, F, 6-8, 22.0, 12.4 ppg, 7.8 rpg); Henry Hall (FR, F, 6-1, 19.5, 11.7 ppg, 1.7 rpg); Antonio Davis (SR, F, 6-10, 22.0, 10.8 ppg, 7.6 rpg); Greg Foster (SR, C, 7-0, 23.0, 10.6 ppg, 6.2 rpg).

Team Notes: The Miners returned to the NCAA Tournament in 1990 without Tim Hardaway, who concluded an illustrious college career in 1989 with 1,586 points on his resume...the 1989-90 outfit was one of UTEP's most balanced offensive teams, as seven players averaged over five points per game and Maxey was the leading scorer at just 12.4 ppg...Don Haskins, battling a severe case of laryngitis, turned over bench duties to assistant coach Norm Ellenberger over the last 24 games of the season...Haskins still planned practice sessions and oversaw the game plan...the Miners finished the 1989-90 season unbeaten (17-0) when scoring 70 points or more...Maxey set a school game record by hitting all nine of his field goal attempts against BYU on Feb. 17, 1990...Joe Griffin dished out 14 assists, a school record at the time, versus Sam Houston State on Dec. 23, 1989...UTEP won its second consecutive WAC Tournament title in El Paso...Davis and Foster were both chosen in the second round of the 1990 NBA Draft...Hall was selected the WAC Newcomer of the Year.




## 1991-92 (27-7)

NCAA Tournament Results: Defeated Evansville, 55-50, in a first round game in Dayton, Ohio; defeated Kansas, 66-60, in a second round game in Dayton, Ohio; lost to Cincinnati, 69-67, in the round of 16 in Kansas City, Mo.

Top Players: Marlon Maxey (SR, F, 6-8, 24.0, 15.2 ppg, 7.4 rpg); David Van Dyke (SR, C, 6-10, 19.0, 13.9 ppg, 6.2 rpg); Prince Stewart (SR, G, 5-11, 17.0, 11.5 ppg, 3.4 rpg); Eddie Rivera (JR, G, 5-10, 17.0, 11.4 ppg, 2.9 rpg).

Team Notes: A team that started the season with a lot of question marks ended up being one of Don Haskins' best squads...the Miners had lost two of their top four scorers from the 1990-91 campaign, had a new starting point guard in junior college transfer Eddie Rivera and weren't very deep in the post with just three players 6-8 or taller...UTEP opened the season 16-1 and rose to 19th in the Associated Press poll on Jan. 27...the Miners set a school record with 217 blocked shots...Van Dyke blocked 116 shots (3.5 avg.) to set a school seasonal record, and finished with 336 rejections for his career...Don Haskins recorded his 600th win when UTEP prevailed at Wyoming, 73-72, on Feb. 27, 1992...the Miners' win over top-seeded Kansas in the second round of the NCAA Tournament was one of the season's biggest shockers...UTEP clinched the 66-60 win when Johnny Melvin, a 65 percent free throw shooter, drained a pair of shots from the foul line with 13 seconds left and the Miners leading by two.




## 2003-04 (24-8)

NCAA Tournament Results: Lost to Maryland, 86-83, in a first round game in Denver, Colo.

Top Players: Omar Thomas (JR, F/G, 6-5, 20.5, 15.5 ppg, 4.8 rpg); Jason Williams (SO, G/F, 6-6, 20.5, 11.6 ppg, 6.1 rpg); Filiberto Rivera (JR, G, 6-2, 17.8, 11.2 ppg, 3.1 rpg); John Tofi (SO, F, 6-8, 24.0, 10.8 ppg, 5.9 rpg).

Team Notes: By improving from 6-24 in 2002-03 to 24-8 in 2003-04, UTEP tied the NCAA record for single-season turnaround, established by Mercer the previous year...the Miners won a share of their first WAC regular season title since 1992...UTEP scored an 89-88 exhibition victory over the Harlem Globetrotters...the Globetrotters, who had their 288-game winning streak snapped, finished 7-1 on their collegiate tour including victories over Michigan State, Massachusetts and defending national champion Syracuse...the Miners lost back-to-back games just once all year -- their final two games of the season...UTEP finished runner-up at the WAC Tournament, bowing out to Nevada 66-60 in the final...three Miners were tabbed to the All-WAC Tournament team (Filiberto Rivera, Omar Thomas, Jason Williams)...Rivera was a first team All-WAC honoree, while Thomas was a second team selection. Billy Gillispie was appointed the league coach of the year...UTEP tied the school record for 100-point games with three...Chris Craig established a new school standard by hitting at least one trifecta in 28 straight games.



## 2004-05 (27-8)

NCAA Tournament Results Lost to Utah, 60-54, in a first round game in Tucson, Ariz. Top Players: Omar Thomas (SR, F, 6-5, 20.5, 20.5 ppg, 6.7 rpg); Filiberto Rivera (SR, G, 6-2, 17.5, 13.5 ppg, 2.7 rpg); Jason Williams (JR, F, 6-6, 20.5, 11.5 ppg, 5.7 rpg); Miguel Ayala (JR, G, 6-6, 19.0, 7.5 ppg, 2.1 rpg); Giovanni St. Amant (JR, G, 6-3, 19.0, 7.2 ppg, 1.8 rpg).

Team Notes: In their final year as a member of the Western Athletic Conference, the Miners captured their first league tournament title in 15 years...UTEP defeated Hawaii (80-62), Rice (85-77) and Boise State (91-78) in Reno, Nev., to claim its fifth WAC Tournament trophy...UTEP's 27 wins were one shy of the school record (28), established by the 1966 national champions...Doc Sadler set a UTEP record for wins by a first-year coach, eclipsing the previous mark of 18 victories set by the legendary Don Haskins during the 1961-62 campaign...the Miners won 14 WAC games...UTEP also set school marks for assists (579) and free throw percentage (.792)...UTEP led the nation in free throw percentage...Filiberto Rivera established school records for assists in a game (18 versus Louisiana Tech)...Rivera and Omar Thomas both earned first team All-WAC honors, and Rivera was appointed MVP of the WAC Tournament after scoring a career-high 32 points in the title game...the Miners completed the second-winningest two-year period in school history, going 51-16...only the 1986-87 and 1987-88 teams won more games in two years (52).



## 2009-10 (26-7)

NCAA Tournament Results Lost to Butler, 77-59, in a first round game in San Jose, Calif.

Top Players: Randy Culpepper (JR, G, 6-0, 16.5, 17.9 ppg, 2.8 rpg); Derrick Character (JR, C, 6-9, 28.5, 14.1 ppg, 8.1 rpg); Jeremy Williams (JR, F, 6-7, 21.5, 10.0 ppg, 4.7 rpg); Arnett Moultrie (SO, F, 6-11, 23.5, 9.8 ppg, 6.7 rpg); Christian Polk (JR, G, 6-3, 19.0, 9.4 ppg, 2.3 rpg); Julian Stone (JR, G, 6-6, 20.0, 6.1 ppg, 5.1 rpg).

Team Notes: The Miners breezed through Conference USA play with a 15-1 record to capture the league's regular season title...UTEP reeled off 16 consecutive wins beginning on Jan. 16 and ending on March 13, tying the second-longest string of victories in school history...the Miners entered both national polls for the first time in 18 years late in the season...highlighting the year was a 72-67 triumph at Memphis on Jan. 20, ending the Tigers' NCAA record-tying 64-game conference winning streak...the Miners clinched their first conference title in six years on March 2, rallying from a four-point deficit in the final four minutes for an 80-76 victory at Marshall...UTEP recorded seven straight road wins, all in C-USA play, to tie the school record established by the 1966 national championship team...Randy Culpepper was named the C-USA Player of the Year, while Derrick Character was a second team All-League honoree and Julian Stone was tabbed to the C-USA All-Defensive Team...Culpepper hit a school-record nine three pointers in wins over UCF and East Carolina...he posted a career-high 45 points versus the Pirates.



2010 CONFERENCE USA CHAMPIONS





# [NCAA TOURNAMENT BOX SCORES]

## TEXAS WESTERN 72, KENTUCKY 65

March 19, 1966 • College Park, Md.

Player	fg-fga	ft-fa	reb	pf	tp
Louis Dampier	7-18	5-5	9	4	19
Tommy Kron	3-6	0-0	7	2	6
Larry Conley	4-9	2-2	8	5	10
Pat Riley	8-22	3-4	4	4	19
Thad Jaracz	3-8	1-2	5	5	7
Cliff Berger	2-3	0-0	0	0	4
Cory Gamble	0-0	0-0	0	1	0
Jim LeMaster	0-1	0-0	0	1	0
Bob Tallent	0-3	0-0	0	1	0
Kentucky			0		
Totals	27-70	11-13	33	23	65
	.386	.846			

### TEXAS WESTERN

Player	fg-fga	ft-fa	reb	pf	tp
Bobby Joe Hill	7-17	6-9	3	3	20
Orsten Artis	5-13	5-5	8	1	15
Nevil Shed	1-1	1-1	3	1	3
David Lattin	5-10	6-6	9	4	16
Willie Cager	1-3	6-7	6	3	8
Harry Flournoy	1-1	0-0	2	0	2
Willie Worsley	2-4	4-6	4	0	8
Texas Western			0		
Totals	22-49	28-34	35	12	72
	.449	.824			

Officials: Honzo, Jenkins

Attendance: 14,253

Score by Periods	1st	2nd	Total
Kentucky	31	34	65
Texas Western	34	38	72

## TEXAS WESTERN 62, SEATTLE 54

March 11, 1967 • Fort Collins, Colo.

Player	fg-fga	ft-fa	reb	pf	tp
T. Workman	5-8	3-6	4	0	13
Strong	2-6	4-5	3	5	8
Lott	2-7	2-4	7	4	6
Looney	7-18	1-1	4	4	15
Wilkins	1-4	0-0	6	4	2
LaCour	2-6	2-3	5	4	6
Kreiger	0-0	0-0	1	2	0
Acres	0-0	0-0	0	2	0
Beil	2-5	0-0	2	3	4
Jackson	0-1	0-0	0	0	0
J. Workman	0-0	0-0	0	0	0
O'Brien	0-0	0-0	0	0	0
Seattle			0		
Totals	21-55	12-19	32	28	54
	.382	.632			

### TEXAS WESTERN

Player	fg-fga	ft-fa	reb	pf	tp
David Lattin	4-6	9-13	14	4	17
Willie Worsley	6-14	12-12	0	1	24
Willie Cager	3-10	5-6	9	3	11
Dave Palacio	1-7	5-8	6	4	7
Kenny John	0-2	0-0	0	0	0
Phil Harris	1-6	1-1	3	2	3
Fred Carr	0-4	0-0	1	2	0
Dick Myers	0-0	0-1	0	0	0
Texas Western					
Totals	15-49	32-41	33	16	62
	.306	.780			

Officials: Rudy Marich, Jim Tunney

Attendance: 4,229

Score by Periods	1st	2nd	Total
Seattle	23	31	54
Texas Western	20	42	62

## PACIFIC 72, TEXAS WESTERN 63

March 17, 1967 • Corvallis, Ore.

Player	fg-fga	ft-fa	reb	pf	tp
Bob Krulish	10-18	4-5	12	2	24
Keith Swagerty	5-7	9-11	16	4	19
David Fox	7-11	0-0	4	1	14
Bruce Parsons	4-6	2-4	4	1	10
Pat Foley	1-6	3-5	3	2	5
Bob Jones	0-3	0-0	2	1	0
Robby Dewitt	0-3	0-0	4	1	0
Pacific			0		
Totals	27-54	18-25	45	12	72
	.500	.720			

### TEXAS WESTERN

Player	fg-fga	ft-fa	reb	pf	tp
David Lattin	6-16	1-1	8	5	13
Willie Cager	5-13	3-3	2	2	13
Willie Worsley	6-18	1-4	4	4	13
Fred Carr	5-10	2-5	6	0	12
Phil Harris	3-8	2-2	6	5	8
Dave Palacio	1-7	0-0	4	1	2
Dick Myers	1-2	0-0	2	2	2
Kenny Johns	0-2	0-0	2	0	0
Texas Western			0		
Totals	27-76	9-15	34	19	63
	.355	.600			

Officials: Dan Watson, John Overby

Attendance: 9,000

Score by Periods	1st	2nd	Total
Pacific	36	36	72
Texas Western	33	30	63

## TEXAS WESTERN 69, WYOMING 67

March 18, 1967 • Corvallis, Ore.

Player	fg-fga	ft-fa	reb	pf	tp
Willie Cager	2-4	2-5	2	3	6
Fred Carr	4-5	0-0	5	5	8
David Lattin	11-20	12-13	13	1	34
Dick Myers	0-0	0-0	0	1	0
Willie Worsley	3-9	2-6	3	3	8
Phil Harris	1-4	2-2	5	1	4
Dave Palacio	4-14	1-3	4	4	9
Texas Western			4		
Totals	25-56	19-29	36	18	69
	.446	.655			

### WYOMING

Player	fg-fga	ft-fa	reb	pf	tp
Harry Hall	8-14	5-8	6	1	21
Tom Asbury	3-8	0-1	6	5	6
Gary Von Krosigk	3-6	4-6	9	3	10
Bob Wilson	2-3	0-0	3	5	4
Mike Eberle	4-15	5-5	8	4	13
Cliff Nelson	5-14	3-3	2	2	13
Kent Johnson	0-0	0-0	1	0	0
Wyoming			11		
Totals	25-60	17-23	46	20	67
	.417	.739			

Officials: John Overby, Dan Watson

Attendance: 9,000

Score by Periods	1st	2nd	Total
Texas Western	35	34	69
Wyoming	31	36	67

## UTAH STATE 91, UTEP 81

March 7, 1970 • Provo, Utah

Player	fg-fga	ft-fa	reb	pf	tp
Marvin Roberts	11-20	8-9	16	4	30
Nate Williams	14-21	3-4	10	5	31
Tim Tollestrup	5-9	4-6	9	3	14
Paul Jeppesen	1-6	2-3	3	2	4
Jeff Tebbis	0-2	1-2	4	3	1
John Erickson	1-1	0-0	0	5	2
Ron Hatch	2-4	3-4	2	1	7
Ed Epps	0-0	0-0	0	2	0
Terry Wakefield	1-2	0-0	0	0	2
Dick Wade	0-0	0-0	0	0	0
Chris Bean	0-0	0-0	0	0	0
Utah State			7		
Totals	35-65	21-28	51	25	91
	.538	.750			

### UTEP

Player	fg-fga	ft-fa	reb	pf	tp
Bob Doyle	3-11	0-1	2	2	6
Dick Gibbs	2-10	3-4	10	1	7
Mike Switzer	5-13	8-10	8	5	18
Ples Vann	1-6	2-4	4	4	4
Nate Archibald	13-21	10-11	3	2	36
Scott English	0-1	0-2	0	0	0
Len Stewart	3-7	2-2	3	3	8
John Ruud	1-2	0-0	0	3	2
UTEP			8		
Totals	28-71	25-34	38	20	81
	.394	.735			

Officials: Courty, Brown

Attendance: 10,403

Score by Periods	1st	2nd	Total
Utah State	45	46	91
UTEP	33	48	81

## INDIANA 78, UTEP 53

March 15, 1975 • Lexington, Ky.

Player	fg-fga	ft-fa	reb	pf	tp	a	b	s	min
Ed Lynum	1-3	2-3	8	3	4	1	1	0	17
John Saffle	1-3	3-4	4	4	5	0	1	1	26
Gary Brewster	4-10	2-2	5	10	2	6	1	0	25
Ron Jones	1-6	0-0	1	4	2	3	6	0	20
Rudy Alvarez	2-2	0-0	0	3	4	0	1	0	30
Charles Draper	3-5	0-0	4	4	6	0	1	0	23
Jake Poole	2-6	0-0	2	4	1	0	0	0	18
Tom Pauling	3-8	0-0	5	0	6	0	0	1	22
Calvin Hale	4-6	2-2	4	0	10	0	0	0	9
Ted Williams	0-0	2-2	0	2	0	0	0	0	8
James Edmonson	0-1	0-0	0	0	0	0	0	0	1
Clifford Russell	0-1	0-1	0	0	0	0	0	0	1
UTEP			3						
Totals	21-51	11-14	31	25	53	7	17	4	200
	.412	.786							

### INDIANA

Player	fg-fga	ft-fa	reb	pf	tp	a	b	s	min
John Laskowski	5-12	5-6	6	1	15	0	1	0	37
Steven Green	5-7	4-6	2	4	14	2	3	1	28
Kent Benson	3-8	1-3	10	4	7	1	2	0	22
Bobby Wilkerson	3-8	1-4	5	3	7	3	0	2	37
Quinn Buckner	5-15	2-4	9	3	12	0	0	0	35
Tom Abernethy	4-7	2-4	3	2	10	0	0	0	15
Wayne Radford	0-0	6-8	2	1	6	0	0	1	11
Steve Ahlfield	1-1	0-0	0	2	0	0	0	0	3
John Kamstra	0-0	0-0	0	0	0	0	0	0	1
Mark Haymore	0-1	0-0	1	0	0	1	1	0	3
James Wiseman	1-1	1-1	0	0	3	1	0	0	3
Don Noort	0-0	0-0	1	2	0	0	0	0	2
James Crews	1-1	0-0	0	2	0	0	0	0	2
Scott May	0-0	0-0	1	1	0	0	0	0	1
Indiana			1						
Totals	28-61	22-36	41	21	78	7	7	2	200
	.459	.611							



# ■history & records

# [NCAA TOURNAMENT BOX SCORES]

## (3) N.C. STATE 86, (11) UTEP 73

March 17, 1985 - Albuquerque, N.M.

Player	fg-fga	ft-fa	reb	pf	tp	a	b	s	min
Juden Smith	3-12	4-6	5	4	10	1	3	0	38
Kevin Hamilton	0-1	0-0	0	1	0	0	0	0	20
Dave Feitl	5-9	2-3	7	4	12	2	3	1	26
Luster Goodwin	9-15	4-4	0	5	22	2	0	0	38
Kent Lockhart	4-11	2-2	2	5	10	1	1	0	32
Quintin Gates	2-4	1-1	2	1	5	0	0	1	15
Jeep Jackson	3-5	0-0	2	4	6	3	1	0	10
Lemuel Clanton	0-1	0-0	0	2	0	0	0	0	2
Marvin Washington	0-0	0-0	0	1	0	0	1	0	1
Donnell Allen	2-3	4-4	0	2	8	0	0	0	18
UTEP	5								
Totals	28-61	17-20	23	29	73	9	9	2	200
	.459 .850								

## NORTH CAROLINA STATE

Player	fg-fga	ft-fa	reb	pf	tp	a	b	s	min
Russell Pierre	2-4	3-6	9	3	7	0	4	0	17
Lorenzo Charles	12-15	6-10	10	3	30	0	4	2	38
Cozell McQueen	2-3	0-0	3	2	4	0	3	2	40
Spud Webb	8-9	13-17	2	3	29	7	2	0	37
Nate McMillan	3-3	3-5	3	4	9	5	0	1	31
Bennie Bolton	2-3	1-2	2	2	5	0	3	0	19
Terry Gannon	0-1	0-0	1	1	0	1	1	0	7
Ernie Myers	1-3	0-0	2	1	2	1	1	0	9
Quentin Jackson	0-0	0-0	0	0	0	0	1	0	1
Mike Warren	0-0	0-0	0	0	0	0	0	0	1
North Carolina State	4								
Totals	30-41	26-40	36	19	86	14	19	5	200
	.731 .650								

Officials: Dick Paparo, Tom O'Neill, Gene Monje

Attendance: 13,833

Score by Periods	1st	2nd	Total
UTEP	28	45	73
North Carolina State	31	55	86

## (7) BRADLEY 83, (10) UTEP 65

March 13, 1986 - Ogden, Utah

Player	fg-fga	ft-fa	reb	pf	tp	a	b	s	min	
Quintin Gates-f	2-6	2-2	2-3	5	6	4	6	0	30	
WayneCampbell-f	1-5	2-2	2-2	0	4	0	1	0	10	
Dave Feitl-c	9-15	9-12	1-10	11	4	27	1	4	1	35
Jeep Jackson-g	1-5	1-1	0-2	5	3	4	1	0	30	
Juden Smith-g	3-7	1-1	1-1	2	5	7	3	0	26	
Tim Hardaway	0-1	0-0	0-1	1	4	0	2	1	10	
Terry Stallworth	2-3	0-0	0-0	0	4	1	1	0	23	
Kevin Hamilton	0-0	0-0	0-0	2	0	1	0	0	4	
Mike Richmond	5-9	4-4	3-3	6	2	14	0	0	29	
UTEP	0-0-0									
Totals	23-51	19-22	9-22	31	24	65	15	13	1	200
	.450 .864									

## BRADLEY

Player	fg-fga	ft-fa	reb	pf	tp	a	b	s	min	
Trevor Trimpe-f	2-4	0-0	0-2	2	4	4	0	0	1	27
Donald Powell-f	2-3	1-2	1-2	3	5	2	1	3	20	
Mike Williams-c	7-9	4-6	1-8	9	4	18	0	2	0	31
Hersey Hawkins-g	8-17	5-7	4-1	3	21	4	0	0	0	40
Jim Les-g	4-7	14-17	1-4	5	3	22	2	1	0	39
Anthony Manuel	0-0	0-0	0-0	0	0	0	0	0	1	
Jerry Thomas	5-7	1-1	1-2	3	11	0	0	0	0	29
Greg Jones	0-0	0-0	0-0	0	0	0	1	0	1	
Len Bertolini	1-4	0-0	0-0	0	2	0	0	0	12	
Bradley	0-0-0									
Totals	29-51	25-33	8-19	27	20	83	22	6	3	200
	.569 .758									

Officials: John Clougherty, Dan Woolridge, David Day

Attendance: 9,978

Score by Periods	1st	2nd	Total
UTEP	37	28	65
Bradley	39	44	83

## (7) UTEP 98, (10) ARIZONA 91 (OT)

March 13, 1987 - Tucson, Ariz.

Player	TOT	3-PT	REB									
PLAYER	FG-FGA	FG-FGA	FT-FTA	O-D-T	PF	TP	A	TO	B	S	MIN	
Quintin Gates-f	10-15	4-6	2-3	4-4	5	26	1	4	0	0	32	
Chris Sandie-f	4-11	0-0	1-2	2-3	5	9	5	2	1	1	31	
Mike Richmond-c	7-12	0-0	4-4	2-9	11	4	18	0	1	1	35	
Tim Hardaway-g	1-5	0-0	0-0	1-1	2	5	2	6	3	0	1	30
Jeep Jackson-g	7-15	4-7	5-5	0-5	4	23	3	4	0	3	34	
Chris Blocker	2-8	0-0	8-12	0-1	1	12	3	3	0	0	25	
Wayne Campbell	2-4	0-0	1-1	2-2	5	5	0	2	0	1	23	
Terry Stallworth	1-2	0-1	1-2	0-0	2	3	2	0	0	0	8	
Antonio Davis	0-0	0-0	0-0	0-0	1	0	0	1	0	1	7	
UTEP	4-1-5											
Totals	34-72	8-14	22-29	15-26	41	94	20	20	2	8	225	
	.472 .571 .759											

## ARIZONA

Player	TOT	3-PT	REB									
PLAYER	FG-FGA	FG-FGA	FT-FTA	O-D-T	PF	TP	A	TO	B	S	MIN	
Anthony Cook-f	4-10	0-0	5-9	5-6	11	3	13	1	3	7	2	41
Sean Elliott-f	9-16	3-3	5-8	3-3	6	5	26	4	6	0	1	43
Joe Turner-c	2-4	0-0	6-8	3-4	7	1	10	0	1	3	2	32
Kenny Lofton-g	2-9	1-6	7-9	0-1	5	12	2	3	0	2	35	
Craig McMillan-g	6-13	1-7	2-4	1-4	3	15	7	1	1	0	44	
Tom Tolbert	5-10	0-1	5-5	3-0	3	15	1	1	0	0	16	
Jay Dueciler	0-0	0-0	0-0	0-0	0	0	0	0	1	0	7	
Harvey Mason	0-1	0-1	0-0	0-1	0	0	1	0	0	0	5	
Brian David	0-0	0-0	0-0	0-0	0	0	0	0	1	0	1	
Bruce Fraser	0-0	0-0	0-0	0-0	0	0	0	0	0	0	1	
Arizona	1-2-3											
Totals	28-63	5-18	30-43	16-23	39	92	16	17	11	7	225	
	.444 .278 .650											

Officials: Richard Paparo, Woody Mayfield, Herman Ramsey

Attendance: 12,885

Score by Periods	1st	2nd	OT	Total
UTEP	41	38	19	98
Arizona	39	40	12	91

## (2) IOWA 84, (7) UTEP 82

March 15, 1987 - Tucson, Ariz.

Player	TOT	3-PT	REB								
PLAYER	FG-FGA	FG-FGA	FT-FTA	O-D-T	PF	TP	A	TO	B	S	MIN
Chris Sandie-f	4-6	0-1	0-0	0-4	5	8	1	0	0	1	24
Quintin Gates-f	4-13	1-4	1-2	1-2	4	10	1	1	0	1	31
Mike Richmond-c	6-11	0-0	6-7	4-1	5	2	18	0	1	1	29
Tim Hardaway-g	5-7	1-1	0-0	0-2	3	11	6	0	1	2	29
Jeep Jackson-g	7-17	2-5	0-1	0-1	2	16	3	2	0	1	30
Chris Blocker	4-12	1-2	0-2	1-1	3	9	4	2	0	0	23
Wayne Campbell	5-9	0-0	0-0	3-2	2	10	1	3	0	0	25
Terry Stallworth	0-0	0-0	0-0	0-0	2	0	0	0	1	1	7
Antonio Davis	0-1	0-0	0-0	0-1	0	0	0	1	0	0	2
UTEP	2-3-5										
Totals	35-76	5-13	7-12	11-17	23	82	16	11	2	13	200
	.461 .385 .583										

## IOWA

Player	TOT	3-PT	REB								
PLAYER	FG-FGA	FG-FGA	FT-FTA	O-D-T	PF	TP	A	TO	B	S	MIN
Gerry Wright-f	2-3	0-0	3-5	0-4	1	7	1	4	1	0	20
Roy Marble-f	9-14	0-1	10-11	4-3	7	28	3	4	1	1	36
Rod Lohaus-c	2-7	2-4	1-2	0-5	0	7	2	2	1	1	30
Kevin Gamble-g	6-9	0-1	2-3	0-4	3	14	2	3	0	1	32
B.J. Armstrong-g	5-8	3-4	3-4	0-2	2	16	1	3	0	0	29
Bill Jones	0-0	0-0	0-0	0-3	0	0	0	2	0	0	7
Jeff Moe	2-4	1-3	0-0	0-0	1	5	1	1	0	0	12
Ed Horton	1-4	0-0	1-2	3-3	5	3	1	1	0	0	20
Al Lorenzen	2-2	0-0	0-2	0-2	1	4	3	0	0	0	10
Michael Reeves	0-0	0-0	0-0	0-0	0	0	1	0	0	0	4
Iowa	2-2-4										
Totals	29-51	6-13	20-29	9-28	37	84	15	20	3	3	200
	.569 .462 .690										

Officials: Booker Turner, Tom Fraim, Willis McClunkin

Attendance: 13,214

Score by Periods	1st	2nd	Total
UTEP	42	40	82
Iowa	38	46	84

## (8) SETON HALL 80, (9) UTEP 64

March 18, 1988 - Los Angeles, Calif.

Player	TOT	3-PT	REB								
PLAYER	FG-FGA	FG-FGA	FT-FTA	O-D-T	PF	TP	A	TO	B	S	MIN
Chris Sandie-f	8-15	1-2	11-13	0-6	6	28	2	5	1	0	37
Terry Stallworth-f	1-8	1-3	0-0	0-1	5	3	1	3	0	1	34
Wayne Campbell-c	4-7	0-0	1-2	3-5	5	9	1	4	0	2	38
Prince Stewart-g	2-4	1-2	0-0	1-0	4	5	0	0	0	1	28
Tim Hardaway-g	6-13	0-1	0-1	1-2	3	12	4				

# [NCAA TOURNAMENT BOX SCORES]

## (9) UTEP 55, (8) EVANSVILLE 50

March 20, 1992 - Dayton, Ohio

PLAYER	TOT			3-PT			REB			PF	TP	A	TO	B	S	MIN
	FG-FGA	FG-FGA	FT-FTA	O-D-T	PF	TP	A	TO	B							
Marlon Macey-f	7-10	0-0	9-12	3-8	11	1	23	0	2	1	0	0	0	0	35	
Johnny Melvin-f	1-5	0-0	0-2	5-16	3	2	3	0	0	0	0	0	0	20		
David Van Dyke-c	6-14	0-0	0-2	2-6	8	3	12	0	2	4	2	0	0	38		
Prince Stewart-g	3-7	0-1	0-0	0-2	4	6	2	1	0	1	0	1	0	35		
Eddie Rivera-g	6-13	0-0	0-0	0-4	4	0	12	4	1	0	0	0	0	38		
Gym Bice	0-2	0-0	0-0	0-1	1	3	0	1	0	0	0	0	0	14		
Roy Howard	0-0	0-0	0-0	0-0	0	0	0	0	0	0	0	0	0	4		
Ralph Davis	0-3	0-0	0-0	0-1	1	0	0	0	0	0	0	0	0	16		
UTEP																
Totals																
426 000 563																

## EVANSVILLE

PLAYER	TOT			3-PT			REB			PF	TP	A	TO	B	S	MIN
	FG-FGA	FG-FGA	FT-FTA	O-D-T	PF	TP	A	TO	B							
Parrish Casebeer-f	3-14	1-3	6-8	3-6	9	2	13	1	3	0	0	0	0	37		
Andy Elkins-f	1-3	1-2	0-0	0-2	2	0	3	0	0	0	0	0	0	18		
Sascha Hupmann-c	8-12	0-0	1-3	5-8	13	3	17	0	2	0	1	0	0	38		
Todd Cochennou-g	1-5	1-5	1-2	1-2	3	4	4	2	0	1	0	1	0	38		
Reed Jackson-g	1-5	0-0	3-4	1-4	5	5	4	5	0	1	0	1	0	35		
Mark Hise	3-8	2-7	0-0	0-1	1	0	8	2	0	0	0	0	0	33		
Scott Fahnestock	0-0	0-0	0-0	0-0	0	0	0	0	0	0	0	0	0	1		
Evansville																
Totals																
17-47 5-17 11-17 10-25-35 11 50 11 12 0 3 200																
362 294 647																

Officials: Robert Donato, John Jaworski, Andre Pattillo

Attendance: 13,007

Score by Periods	1st	2nd	Total
UTEP	29	26	55
Evansville	27	23	50

## (9) UTEP 66, (1) KANSAS 60

March 22, 1992 - Dayton, Ohio

PLAYER	TOT			3-PT			REB			PF	TP	A	TO	B	S	MIN
	FG-FGA	FG-FGA	FT-FTA	O-D-T	PF	TP	A	TO	B							
Marlon Macey-f	6-9	0-0	2-3	2-3	5	3	14	0	1	0	0	0	0	25		
Johnny Melvin-f	2-9	0-1	6-8	2-0	2	3	18	5	1	0	0	0	0	31		
David Van Dyke-c	6-7	0-0	2-2	0-5	5	6	0	1	5	1	0	0	0	29		
Prince Stewart-g	3-8	1-4	1-2	0-2	1	8	2	1	0	3	33					
Eddie Rivera-g	1-9	0-1	0-0	1-2	3	4	2	2	3	0	0	0	0	35		
Ralph Davis	5-8	0-0	2-3	5-7	1	12	1	2	0	1	21					
Gym Bice	0-1	0-0	0-0	0-1	1	0	1	1	0	0	12					
Roy Howard	3-5	0-0	0-0	2-6	3	6	0	0	0	0	14					
UTEP																
Totals																
26-56 1-7 13-18 13-20-33 21 66 11 10 5 5 200																
464 143 722																

## KANSAS

PLAYER	TOT			3-PT			REB			PF	TP	A	TO	B	S	MIN
	FG-FGA	FG-FGA	FT-FTA	O-D-T	PF	TP	A	TO	B							
Alonzo Jamison-f	3-10	0-0	4-4	1-5	6	4	10	2	3	0	0	28				
Richard Scott-f	4-7	0-0	4-6	3-4	7	12	1	2	0	0	25					
Eric Pauley-c	1-3	0-0	4-4	0-4	4	6	2	3	1	0	17					
Rex Walters-g	5-12	3-7	1-2	1-1	2	14	2	0	0	2	35					
Adonis Jordan-g	1-4	0-2	0-0	0-0	0	2	3	1	0	1	35					
Patrick Ritchey	0-0	0-0	0-0	0-0	0	0	1	0	0	0	6					
Ben Davis	1-4	0-0	2-4	1-3	4	4	0	3	0	0	17					
Steve Woodberry	2-4	2-2	0-0	0-2	2	6	3	2	0	0	23					
Greg Ostertag	3-3	0-0	0-0	0-2	2	6	1	0	0	0	10					
David Johanning	0-0	0-0	0-0	0-0	0	0	0	0	0	0	2					
Macolin Nash	0-0	0-0	0-0	0-0	0	0	0	0	0	0	2					
Kansas																
Totals																
20-47 5-11 15-20 11-20-31 18 60 15 14 1 3 200																
426 455 750																

Officials: Eugene Monje, Andre Pattillo, Robert Donato

Attendance: 13,007

Score by Periods	1st	2nd	Total
UTEP	27	39	66
Kansas	33	27	60

## (4) CINCINNATI 69, (9) UTEP 67

March 27, 1992 - Kansas City, Mo.

PLAYER	TOT			3-PT			REB			PF	TP	A	TO	B	S	MIN
	FG-FGA	FG-FGA	FT-FTA	O-D-T	PF	TP	A	TO	B							
Marlon Macey-f	3-8	0-0	8-9	2-6	8	4	14	0	2	1	1	35				
Johnny Melvin-f	4-6	0-1	5-6	0-1	2	13	4	3	1	2	33					
David Van Dyke-c	6-9	0-0	6-8	2-2	4	5	18	1	1	3	2	33				
Eddie Rivera-g	3-5	0-1	2-2	0-4	2	8	4	3	0	0	39					
Prince Stewart-g	3-7	1-4	0-1	1-1	2	7	6	3	0	3	37					
Gym Bice	1-1	1-1	0-0	0-0	0	3	0	2	0	0	5					
Ralph Davis	2-5	0-0	0-0	0-0	0	4	0	1	2	0	11					
Roy Howard	0-1	0-0	0-0	0-3	2	0	0	0	2	0	7					
UTEP																
Totals																
22-42 2-7 21-26 17-17-24 21 67 15 15 9 8 200																
524 286 808																

## CINCINNATI

PLAYER	TOT			3-PT			REB			PF	TP	A	TO	B	S	MIN
	FG-FGA	FG-FGA	FT-FTA	O-D-T	PF	TP	A	TO	B							
Terry Nelson-f	1-3	0-0	0-0	1-2	3	2	0	1	0	0	13					
Herb Jones-f	8-17	0-2	8-9	5-16	2	24	1	3	0	0	37					
Corie Blount-c	2-3	0-0	0-0	1-2	3	4	0	2	0	0	11					
Anthony Buford-g	4-8	3-4	1-3	1-2	3	12	4	2	0	3	38					
Nick Van Esel-g	4-6	2-3	2-3	0-1	1	12	2	1	0	1	29					
Terrance Gibson	0-3	0-3	0-0	0-1	2	0	1	1	0	1	13					
Erik Martin	4-7	0-0	2-3	1-3	4	10	1	3	0	0	23					
Jeff Scott	2-5	0-0	1-2	1-4	5	5	0	1	0	0	23					
Allen Jackson	0-0	0-0	0-0	0-0	0	0	1	0	1	0	13					
Cincinnati																
Totals																
25-52 5-12 14-20 13-17-30 23 69 9 15 0 6 200																
481 417 700																

Officials: J. Silvester, F. Scagliotta, R. Hering

Attendance: 14,388

Score by Periods	1st	2nd	Total
UTEP	35	32	67
Cincinnati	42	27	69

## (3) MARYLAND 86, (14) UTEP 83

March 18, 2004 - Denver, Colo.

PLAYER	TOT			3-PT			REB			PF	TP	A	TO	B	S	MIN
	FG-FGA	FG-FGA	FT-FTA	O-D-T	PF	TP	A	TO	B							
Jason Williams-f	4-7	0-1	2-2	2-5	7	4	10	3	3	0	1	28				
Roy Smallwood-f	3-4	0-1	2-2	1-0	1	5	8	2	1	0	18					
John Toif-c	7-9	0-0	2-2	2-8	10	3	16	0	2	0	1	33				
Chris Craig-g	5-12	3-9	1-1	0-1	1	24	0	1	0	0	30					
Filberto Rivera-g	3-7	2-5	4-4	0-2	4	12	6	3	0	0	36					
Giovanni St. Amant	4-6	0-1	0-0	1-1	1	8	1	0	1	0	25					
Thomas Gehrike	0-1	0-0	0-0	0-1	1	0	0	0	0	0	1					
Darius Matkavar	0-0	0-0	0-0	0-0	0	2	0	0	0	0	3					
Omar Thomas	3-10	0-0	9-13	2-2	4	15	1	3	1	0	26					
UTEP																
Totals																
29-56 5-17 20-24 9-20-29 25 83 13 14 2 2 200																
518 294 833																

## MARYLAND

PLAYER	TOT			3-PT			REB			PF	TP	A	TO	B	S	MIN
	FG-FGA	FG-FGA	FT-FTA	O-D-T	PF	TP	A	TO	B							
Travis Garrison-f	2-8	1-3	2-3	1-4	4	7	3	1	1	1	22					
Nik Caner-Medley-f	3-7	2-4	4-4	0-0	3	12	3	3	0	1	20					
Jamar Smith-c	6-9	1-1	1-4	3-5	8	14	0	3	1	0	36					
John Gilchrist-g	7-14	1-3	3-7	4-3	7	18	5	2	0	2	38					
Chris McCray-g	5-8	3-4	6-7	1-3	4	19	4	4	0	2	37					
D.J. Strawberry	3-7	0-1	3-4	5-16	3	9	1	0	0	0	22					
Mike Jones	1-1	0-0	0-0	0-0	0	2	1	0	0	0	8					
Ekene Ibekwe	2-4	0-2	1-2	1-5	6	4	5	0	1	4	16					
Hassan Fofana	0-1	0-0	0-0	0-0	0	0	0	0	0	0	1					
Maryland																
Totals																
29-59 8-18 20-31 16-21-37 20 86 17 14 6 7 200																
492 444 645																

Officials: Donnee Gray, Fran Connolly, Michael Roberts

Attendance: 19,286

Score by Periods	1st	2nd	Total
UTEP	42	41	83
Maryland	47	39	86



# ■ history & records [NIT BOX SCORES]

## MANHATTAN 71, TEXAS WESTERN 53

March 11, 1965 - New York, N.Y.

PLAYER	FG-FGA	FT-FTA	REB	PF	TP
Andy Stoglin	2-9	1-1	8	0	5
Harry Flourmoy	1-8	2-2	11	4	4
Charlie Banks	3-5	4-7	6	2	10
Orsten Artis	4-21	2-2	10	2	10
Steve Tredennick	1-6	1-2	2	0	3
Bobby Joe Hill	4-13	1-1	3	2	9
Bob Dibler	5-8	0-0	0	1	10
Nevil Shed	1-1	0-0	1	1	2
UTEP			7		
Totals	21-71	11-15	48	12	53
	.295	.733			

## MANHATTAN

PLAYER	FG-FGA	FT-FTA	REB	PF	TP
Larry Lembo	6-11	0-0	9	1	12
Matt Link	7-15	2-7	8	1	16
Henry Chlupsa	2-2	0-1	1	3	4
Len Schnappauf	5-9	0-1	2	1	10
Gary Flanagan	2-5	0-0	2	1	4
Bob Chlupsa	7-7	2-3	10	2	16
George Bruns	2-7	1-1	3	2	5
John Crews	2-3	0-0	0	0	4
Mike Queenan	0-0	0-0	0	0	0
Alex McAuley	0-2	0-0	1	1	0
Manhattan			6		
Totals	33-61	5-13	48	11	71
	.541	.384			

OFFICIALS: John Stevens, Mike Ditomasso

ATTENDANCE: N/A

Score by Periods	1st	2nd	Total
Texas Western	27	26	53
Manhattan	23	48	71

## NIAGARA 76, UTEP 57

March 19, 1972 - New York, N.Y.

PLAYER	FG-FGA	FT-FTA	REB	PF	TP
Jim Forbes	3-7	0-0	4	4	6
Charlie Brakes	7-17	2-2	7	3	16
Scott English	2-12	1-2	10	3	5
Beto Bautista	1-5	0-0	1	5	2
Gus Bailey	3-7	5-7	4	5	2
Steve Hegens	5-7	1-1	1	3	11
William McBride	1-5	1-2	2	2	3
Jethro Hills	1-1	0-0	1	1	2
Danny Whitlock	0-2	1-1	1	1	1
Totals	23-63	11-15	31	27	48
	.365	.733			

## NIAGARA

PLAYER	FG-FGA	FT-FTA	REB	PF	TP
Jim Chassar	6-8	4-6	7	4	16
Edward Street	3-7	5-6	7	3	11
Cleavel Royster	1-5	1-4	8	2	3
Albert Williams	6-13	2-3	5	1	14
Bruce Wingate	6-13	8-11	3	3	20
Craig Ellis	5-6	2-3	2	0	12
James Hegmann	0-0	0-0	1	1	0
Totals	27-52	22-33	33	14	76
	.519	.666			

Officials: Crowley, DeBonis

Attendance: 9,136

Score by Periods	1st	2nd	Total
UTEP	29	28	57
Niagara	39	32	76

## UTEP 58, WICHITA STATE 56

March 6, 1980 - Wichita, Kan.

PLAYER	FG-FGA	FT-FTA	REB	PF	TP	A	B	S	MIN	
Anthony Burns	4-16	1-2	12	4	9	0	2	4	0	30
Roshern Amie	1-6	2-2	5	2	4	0	3	1	0	34
Terry White	5-9	8-12	11	3	18	3	2	0	2	31
Gary Wilson	5-9	1-2	3	2	11	3	0	0	0	34
Mike McDuffin	1-6	4-4	2	4	6	1	3	0	1	20
Rick Thompson	0-2	0-0	2	1	0	0	2	0	0	10
Julius Wayne	1-5	2-2	2	2	4	0	2	0	0	20
Fred Reynolds	3-6	0-0	6	4	6	1	0	0	0	19
UTEP			3							
Totals	20-59	18-24	46	22	58	8	14	5	3	200
	.339	.750								

## WICHITA STATE

PLAYER	FG-FGA	FT-FTA	REB	PF	TP	A	B	S	MIN	
Antoine Carr	1-7	2-4	4	3	4	4	1	4	0	30
Cliff Livingston	10-13	4-7	9	4	24	2	2	2	0	38
Ozell Jones	7-14	0-0	4	3	14	1	1	0	1	31
Jay Jackson	0-5	1-2	5	4	1	1	4	0	0	26
Randy Smithson	1-7	2-3	6	4	4	2	1	0	2	34
John Kobar	0-0	0-0	2	0	0	1	0	0	0	7
Ronnie Ryer	0-1	0-0	0	1	0	0	1	0	0	6
Mike Jones	3-6	3-5	3	1	9	2	2	0	0	26
Mike Denny	0-0	0-0	0	0	0	0	0	0	0	1
Eric Kuhn	0-0	0-0	0	1	0	0	0	0	0	1
Wichita State			2							
Totals	22-53	12-21	35	21	56	13	12	6	3	200
	.415	.571								

Officials: Kent Kurtz, John Leimbach, Charles Weems

Attendance: 8,778

Score by Periods	1st	2nd	Total
UTEP	26	32	58
Wichita State	32	24	56

## MICHIGAN 74, UTEP 65

March 11, 1980 - Ann Arbor, Mich.

PLAYER	FG-FGA	FT-FTA	REB	PF	TP	A	B	S	MIN	
Anthony Burns	7-10	2-3	5	4	16	1	0	0	0	38
Roshern Amie	3-3	0-0	2	4	6	0	1	0	0	12
Terry White	3-6	6-6	4	5	12	2	1	0	0	25
Gary Wilson	1-7	0-1	0	2	2	2	3	0	0	28
Mike McDuffin	3-7	0-0	3	0	6	1	1	0	1	22
Julius Wayne	3-8	0-0	5	3	6	2	3	0	0	32
Fred Reynolds	3-5	0-0	2	3	6	0	2	1	0	21
Rick Thompson	2-4	5-6	0	2	9	0	1	0	1	11
Tim Crenshaw	1-3	0-0	0	2	0	0	0	0	0	11
UTEP			5							
Totals	26-53	13-16	26	23	65	8	12	1	2	200
	.491	.813								

## MICHIGAN

PLAYER	FG-FGA	FT-FTA	REB	PF	TP	A	B	S	MIN	
Mike McGee	10-23	5-10	6	3	25	1	0	0	0	38
Thad Garner	2-7	1-2	7	4	5	5	1	1	3	35
Paul Heuerman	5-7	2-4	8	4	12	2	4	0	2	40
Mark Lozier	1-2	0-0	3	0	2	0	1	0	0	13
Johnny Johnson	5-11	0-0	6	0	10	0	1	0	0	27
Keith Smith	4-6	3-4	0	3	11	4	2	0	0	27
Joe James	0-0	0-0	0	0	0	0	1	0	0	3
Marty Bodnar	2-2	5-5	0	2	9	2	0	0	0	14
Mark Bodnar	0-0	0-0	0	0	0	0	0	0	0	3
Michigan			7							
Totals	29-58	16-25	37	16	74	14	10	1	5	200
	.500	.640								

Officials: Jack Savage, Rick Eichorst, George Oberler

Attendance: 10,478

Score by Periods	1st	2nd	Total
UTEP	28	37	65
Michigan	35	39	74

## UTEP 57, SAN JOSE STATE 53

March 11, 1981 - El Paso, Texas

PLAYER	FG-FGA	FT-FTA	REB	PF	TP	A	B	S	MIN	
Doug Murrey-f	2-5	2-2	1	5	6	0	0	0	0	13
Sid Williams-f	7-11	2-3	5	4	16	0	4	1	4	40
Ed Uthoff-c	1-2	0-1	3	2	2	0	1	0	0	24
Chris McNealey-g	2-7	2-2	6	4	6	1	4	1	1	38
Michael Mendez-g	3-6	2-6	1	3	8	0	4	0	1	35
Ed Saunders	2-3	4	1	1	6	0	0	0	0	18
Kevin Thomas	0-0	0-0	0	0	0	0	1	0	0	1
Michael Moore	2-4	0-0	1	4	4	0	1	0	0	12
David Byrd	1-4	3-5	1	3	5	0	2	0	0	19
San Jose State			1							
Totals	20-42	13-21	20	26	53	1	17	2	6	200
	.476	.619								

## UTEP

PLAYER	FG-FGA	FT-FTA	REB	PF	TP	A	B	S	MIN	
Fred Reynolds-f	4-6	2-2	8	3	10	2	3	1	2	32
Roshern Amie-f	3-8	0-1	5	5	6	0	4	1	1	26
Anthony Burns-c	4-8	2-2	7	3	10	0	3	3	0	39
Virgil Kennedy-g	2-6	5-7	0	3	9	1	3	0	2	40
Julius Wayne-g	2-4	10-11	3	3	14	1	5	0	1	40
Terry White	3-3	2-6	5	1	8	0	1	0	0	21
Rick Thompson	0-0	0-0	0	2	0	0	0	0	0	1
Tim Crenshaw	0-0	0-0	0	0	0	0	0	0	0	1
UTEP			3							
Totals	18-35	21-29	31	20	57	4	19	5	6	200
	.514	.724								

Officials: Jim Harvey, Mike Tanco, Ken Kaaidelo

Attendance: 8,112

Score by Periods	1st	2nd	Total
San Jose State	20	33	53
UTEP	21	36	57

## TULSA 72, UTEP 67

March 16, 1981 - Tulsa, Okla.

PLAYER	FG-FGA	FT-FTA	REB	PF	TP	A	B	S	MIN	
Virgil Kennedy-g	3-7	0-1	1	5	6	2	3	0	2	26
Julius Wayne-g	0-3	0-0	1	5	0	3	0	0	0	24
Terry White-f	2-4	3-6	7	3	7	0	2	0	0	16
Roshern Amie-f	4-8	0-0	2	2	8	0	2	0	0	19
Anthony Burns-c	2-10	2-2	8	4	6	1	1	0	1	30
Rick Thompson	0-2	2-2	0	5	2	0	3	0	0	10
Steve Yellen	0-1	0-0	0	1	0	1	0	0	2	4
Eric Alexander	0-0	1-3	1	3	1	0	3	0	0	10
Tim Crenshaw	1-2	1-2	2	1	3	1	1	0	0	18
Fred Reynolds	8-14	8-11	10	2	24	1	1	0	1	33
Paul Cunningham	5-6	0-0	8	3	10	0	1	0	1	10
UTEP			1							
Totals	25-57	17-27	41	34	67	9	20	0	7	200
	.439	.629								

## TULSA

PLAYER	FG-FGA	FT-FTA	REB	PF	TP	A	B	S	MIN	
Mike Anderson-g	3-6	8-12	5	2	14	3	3	0	5	32
David Brown-f	2-4	1-2	5	5	5	0	3	0	1	28
Bruce Vanley-c	0-4	4-4	6	2	4	1	1	0	0	

# ■history & records [NIT BOX SCORES]

## GEORGETOWN 71, UTEP 44 March 23, 1993 • Washington, D.C. UTEP

PLAYER	TOT	3-PT	REB	FG-FGA	FG-FGA	FT-FTA	O-D-T	PF	TP	A	T	B	S	MIN
John Portis-f	0-0	0-0	2-2	1-0-1	1	2	0	1	0	0	0	0	0	8
Johnny Melvin-f	0-8	0-1	2-2	2-1-3	3	2	1	3	0	0	0	0	0	23
Roy Howard-c	2-5	0-0	2-3	4-2-6	1	6	0	0	1	0	0	0	0	27
Gym Bice-g	3-3	0-0	0-0	0-4-4	0	0	2	2	0	1	0	1	0	29
Eddie Rivera-g	0-8	0-2	0-0	0-1-1	3	0	1	3	0	0	0	0	0	30
Phil Crocker	0-0	0-0	0-0	0-0-0	2	0	0	0	0	0	0	0	0	5
Hector Gonzalez	1-2	0-0	0-1	1-1-2	3	2	0	0	0	0	0	0	0	14
Darryl Christopher	0-3	0-1	0-0	0-1-1	2	0	0	2	0	2	0	2	0	10
Ralph Davis	7-16	0-1	8-9	2-4-6	4	22	0	3	3	0	3	0	0	30
Antoine Gillespie	3-7	0-0	4-4	2-2-4	3	10	1	0	1	0	0	0	0	23
Jeff Deal	0-0	0-0	0-0	0-0-0	0	0	0	0	0	0	0	0	0	2
UTEP			3-3-6											
Totals	13-52	0-5	18-21	15-19-34	22	44	5	15	4	5	20	0	0	200
	250	000	857											

## GEORGETOWN

PLAYER	TOT	3-PT	REB	FG-FGA	FG-FGA	FT-FTA	O-D-T	PF	TP	A	T	B	S	MIN
Robert Churchwell-f	3-5	0-1	5-5	3-5-8	2	11	0	5	0	1	0	1	0	25
Duane Spencer-f	2-6	0-0	2-4	5-5-10	3	6	2	2	1	0	1	0	0	31
Othello Harrington-c	4-9	0-0	7-8	4-9-13	3	15	1	3	1	1	1	0	0	32
John Jacques-g	5-10	1-3	0-1	1-1-2	2	11	0	1	0	0	2	0	0	28
Joey Brown-g	5-8	3-5	3-4	1-4-5	2	16	3	1	0	1	0	3	0	30
Irvan Church	0-0	0-0	0-0	0-0-0	0	0	0	0	0	0	0	0	0	2
Eric Micoad	2-7	0-3	0-0	0-1-1	1	4	2	0	0	0	0	0	0	18
Lonnie Harrell	1-4	0-2	0-0	1-0-1	1	2	1	0	0	0	0	0	0	9
Vladimir Bosanac	0-1	0-0	0-0	0-0-0	0	0	0	0	0	0	0	0	0	2
Kevin Millen	1-2	0-0	1-2	1-0-1	2	3	0	1	0	0	0	0	0	12
Lamont Morgan	0-1	0-0	1-2	2-0-2	1	1	0	0	0	0	0	0	0	3
Derrick Patterson	0-1	0-0	2-2	0-0-0	1	2	0	1	0	0	0	0	0	2
Don Reid	0-1	0-0	0-0	1-1-2	2	0	0	0	0	0	1	0	0	6
Georgetown			1-0-1											
Totals	23-55	4-14	21-28	20-26-46	20	71	9	14	3	7	20	0	0	200
	418	286	750											

Officials: N/A

Attendance: 2,249

Score by Periods	1st	2nd	Total
UTEP	10	34	44
Georgetown	38	33	71

## UTEP 90, MONTANA 60 March 17, 1995 • El Paso, Texas MONTANA

PLAYER	TOT	3-PT	REB	FG-FGA	FG-FGA	FT-FTA	O-D-T	PF	TP	A	T	B	S	MIN
Chris Spojia-f	1-7	1-5	2-2	1-2-3	2	5	2	1	0	1	0	1	0	26
Shawn Samuelsen-f	3-9	0-2	3-4	3-6-9	1	9	1	1	1	1	1	0	0	30
Nate Covill-c	1-2	0-0	0-0	1-0-1	4	2	0	0	0	0	0	0	0	23
Shane Belpag-g	0-3	0-1	6-8	4-1-5	3	6	5	0	1	0	1	0	0	27
Jeremy Lake-g	3-7	2-2	2-2	1-0-1	3	10	2	0	0	0	0	0	0	26
Kirk Walker	1-3	1-3	2-2	1-1-2	2	5	0	2	0	0	0	0	0	14
Brandon Dade	2-5	0-1	0-2	0-0-0	0	6	1	1	0	0	0	0	0	14
J.R. Camel	1-1	0-0	2-2	0-1-1	3	4	3	0	0	1	0	0	0	13
Matt Kempfert	5-9	0-1	3-6	1-4-5	2	13	0	2	0	1	0	0	0	20
Bob Olson	0-2	0-1	0-0	0-2-2	0	0	0	0	0	0	0	0	0	7
Montana			0-1-1											
Totals	18-48	4-16	20-26	12-18-30	20	60	14	19	1	5	20	0	0	200
	375	250	769											

## UTEP

PLAYER	TOT	3-PT	REB	FG-FGA	FG-FGA	FT-FTA	O-D-T	PF	TP	A	T	B	S	MIN
Phil Crocker-f	1-4	1-2	0-0	1-1-2	3	4	2	0	1	0	1	0	0	24
Jeremy Primozich-f	4-4	0-0	0-0	2-2-4	2	8	0	2	0	1	0	0	0	28
George Banks-c	6-7	0-0	7-9	4-2-6	3	19	0	1	0	1	0	0	0	34
Kimani Jones-Young-g	3-6	1-3	2-2	0-1-1	2	9	6	2	0	4	0	1	0	20
Antoine Gillespie-g	6-17	3-9	2-3	2-3-5	2	17	1	1	0	0	0	0	0	28
Carl Davis	1-4	0-3	5-6	0-3-3	3	7	1	0	0	0	1	0	0	15
Mark Ingles	5-9	4-8	2-2	0-3-3	0	16	3	1	0	1	0	0	0	19
Kevin Beal	5-7	0-0	0-0	2-1-3	2	10	3	0	0	0	0	0	0	18
Femie Hernandez	0-1	0-0	1-2	0-0-0	0	1	0	0	1	0	0	0	0	2
Jolo Garcia	0-0	0-0	0-0	1-4-5	4	0	2	1	0	0	0	0	0	12
UTEP			0-1-1											
Totals	31-59	9-25	19-24	12-21-33	21	90	20	11	1	8	20	0	0	200
	525	360	792											

Officials: Mallory, Syphers, Carbone

Attendance: 10,492

Score by Periods	1st	2nd	Total
Montana	30	30	60
UTEP	40	50	90

## NEW MEXICO STATE 92, UTEP 89 (OT) March 20, 1995 • El Paso, Texas NEW MEXICO STATE

PLAYER	TOT	3-PT	REB	FG-FGA	FG-FGA	FT-FTA	O-D-T	PF	TP	A	T	B	S	MIN
Clyde Jordan-f	3-5	1-2	4-4	2-5-7	3	11	1	0	3	0	3	0	0	38
Thomas Wyatt-f	7-12	3-7	2-2	3-2-5	2	19	1	7	1	0	0	0	0	34
Johnny Selive-c	6-9	0-0	3-9	3-4-7	3	15	2	0	0	1	0	0	0	34
Troy Brewer-g	2-9	1-4	2-4	0-2-2	3	7	4	4	0	2	0	0	0	35
Rodney Walker-g	8-11	1-2	6-10	2-1-3	2	23	3	1	0	4	0	0	0	32
Daniel Hicks	3-5	0-0	2-2	1-2-3	4	8	1	2	0	1	0	0	0	30
Skip McCoy	3-4	3-3	0-0	1-0-1	2	9	3	0	0	2	0	0	0	22
NMSU			0-1-1											
Totals	32-55	9-18	19-31	12-17-29	19	92	15	14	4	10	225	0	0	200
	582	500	613											

## UTEP

PLAYER	TOT	3-PT	REB	FG-FGA	FG-FGA	FT-FTA	O-D-T	PF	TP	A	T	B	S	MIN
Phil Crocker-f	4-6	0-1	0-2	2-0-2	1	8	7	4	0	2	0	0	0	30
Kevin Beal-f	2-4	0-1	1-2	3-5-8	3	5	0	3	0	0	0	0	0	33
George Banks-c	9-13	0-0	9-10	7-5-12	5	27	0	2	2	3	0	0	0	37
Mark Ingles-g	5-9	5-8	0-0	1-2-3	2	15	1	2	0	0	0	0	0	29
Antoine Gillespie-g	4-14	3-11	3-3	1-2-3	4	14	2	0	0	1	0	0	0	35
Carl Davis	4-9	2-5	0-0	0-0-0	1	10	1	0	1	0	1	0	0	14
Kimani Jones-Young	1-5	0-3	0-0	0-0-0	4	2	7	2	0	0	0	0	0	23
Jeremy Primozich	1-3	0-0	2-2	1-1-2	2	4	1	0	0	0	0	0	0	20
Jolo Garcia	2-2	0-0	0-0	1-0-1	0	4	0	0	0	1	0	0	0	4
UTEP			1-0-1											
Totals	32-65	10-29	15-19	17-15-32	22	89	19	15	3	7	225	0	0	200
	582	345	789											

Officials: Loustalot, Partlow, Peterson

Attendance: 11,268

Score by Periods	1st	2nd	OT	Total
New Mexico State	44	35	13	92
UTEP	40	39	10	89

## UTEP 84, McNEESE STATE 74 March 14, 2001 • El Paso, Texas McNEESE STATE

PLAYER	TOT	3-PT	REB	FG-FGA	FG-FGA	FT-FTA	O-D-T	PF	TP	A	T	B	S	MIN
Fred Gentry-f	6-10	0-0	0-1	3-4-7	4	12	0	0	0	0	0	0	0	29
Raynell Brewer-c	1-6	0-0	1-2	1-3-4	1	3	0	1	2	3	0	1	0	21
Tierre Brown-g	5-21	2-9	3-5	1-6-7	2	15	6	3	0	1	0	0	0	32
Chauncey Bryant-g	0-0	0-0	1-2	0-2-2	1	1	7	1	0	1	0	1	0	24
Demond Mallet-g	8-21	6-16	1-2	1-1-2	3	23	1	2	0	2	0	0	0	35
Ira Miller	0-1	0-0	0-0	0-0-0	0	0	0	0	0	0	0	0	0	2
Edrige Lewis	1-2	0-0	0-0	0-0-0	0	1	2	0	0	0	0	0	0	6
Adrian Johnson	0-1	0-0	0-0	1-1-2	0	0	0	0	0	0	0	0	0	11
Ben Perkins	2-9	0-1	0-0	2-4-6	2	4	1	0	0	1	0	1	0	16
Jason Coleman	4-9	4-9	0-0	1-1-1	1	12	1	0	0	0	0	0	0	15
Paul Bek	0-0	0-0	0-0	0-0-0	1	0	0	0	0	0	0	0	0	4
Dimitri Khonkorin	1-3	0-0	0-0	1-0-1	4	2	0	0	0	0	0	0	0	5
McNeese State			4-1-5											
Totals	28-83	12-35	6-12	15-22-37	20	74	16	7	3	10	200	0	0	200
	337	343	500											

## UTEP

PLAYER	TOT	3-PT	REB	FG-FGA	FG-FGA	FT-FTA	O-D-T	PF	TP	A	T
--------	-----	------	-----	--------	--------	--------	-------	----	----	---	---



# [ANNUAL TEAM STATISTICS]

Season	G	FG	Pct.	3Pt.	Pct.	FT	Pct.	Reb	Avg	PF	Ast	TO	Blk	Stl	Pts	Avg
<b>1953-54</b>																
UTEP	22	447-1313	.340	---	---	420-607	.691	663	30.1	420	---	---	---	---	1314	59.7
Opponents	22	520-n/a	n/a	---	---	398-n/a	n/a	n/a	n/a	n/a	---	---	---	---	1438	65.3
<b>1954-55</b>																
UTEP	21	534-1379	.387	---	---	421-663	.635	847	40.3	374	---	---	---	---	1489	70.9
Opponents	21	495-n/a	n/a	---	---	415-630	.659	n/a	n/a	404	---	---	---	---	1405	66.9
<b>1955-56</b>																
UTEP	22	527-1327	.397	---	---	517-698	.741	902	41.0	380	---	---	---	---	1571	71.4
Opponents	22	548-1426	.384	---	---	424-628	.675	802	36.5	395	---	---	---	---	1520	69.1
<b>1956-57</b>																
UTEP	23	562-1443	.389	---	---	445-670	.664	862	37.5	376	---	---	---	---	1569	68.2
Opponents	23	545-1360	.401	---	---	409-613	.667	914	39.7	399	---	---	---	---	1499	65.2
<b>1957-58</b>																
UTEP	23	589-1493	.395	---	---	266-423	.629	841	36.5	348	---	---	---	---	1444	62.7
Opponents	23	563-1504	.374	---	---	288-429	.671	848	36.9	324	---	---	---	---	1414	61.5
<b>1958-59</b>																
UTEP	23	558-1374	.406	---	---	367-539	.680	821	35.6	---	---	---	---	---	1483	64.4
Opponents	23	495-1245	.397	---	---	383-593	.645	824	35.8	---	---	---	---	---	1373	59.6
<b>1959-60</b>																
UTEP	25	633-1729	.364	---	---	410-618	.661	1125	45.0	---	---	---	---	---	1676	67.4
Opponents	25	708-1765	.401	---	---	470-694	.681	1235	49.4	---	---	---	---	---	1886	75.4
<b>1960-61</b>																
UTEP	24	728-1868	.390	---	---	440-670	.657	1280	53.3	471	---	---	---	---	1896	79.0
Opponents	24	723-1811	.398	---	---	482-675	.716	1278	53.3	471	---	---	---	---	1928	80.3
<b>1961-62</b>																
UTEP	24	653-1565	.417	---	---	381-599	.636	1189	49.5	444	---	---	---	---	1687	70.3
Opponents	24	493-1340	.368	---	---	351-580	.616	1011	42.1	458	---	---	---	---	1343	56.0
<b>1962-63</b>																
UTEP	26	621-1438	.432	---	---	466-671	.694	1167	44.9	457	---	---	---	---	1708	65.7
Opponents	26	508-1294	.393	---	---	403-570	.707	808	31.1	503	---	---	---	---	1419	54.6
<b>1963-64</b>																
UTEP	28	765-1706	.448	---	---	500-707	.707	1407	50.2	447	---	---	---	---	2030	72.5
Opponents	28	593-1645	.360	---	---	362-548	.660	979	34.9	537	---	---	---	---	1548	55.3
<b>1964-65</b>																
UTEP	27	694-1687	.411	---	---	394-601	.656	1283	47.5	500	---	---	---	---	1782	66.0
Opponents	27	554-1427	.381	---	---	433-638	.679	995	36.9	476	---	---	---	---	1541	57.1
<b>1965-66</b>																
UTEP	29	864-1899	.446	---	---	568-812	.699	1430	49.3	581	---	---	---	---	2260	77.9
Opponents	29	647-1614	.401	---	---	523-739	.709	1050	36.2	601	---	---	---	---	1817	62.7
<b>1966-67</b>																
UTEP	28	708-1697	.418	---	---	549-798	.688	1360	48.6	543	---	---	---	---	1961	70.0
Opponents	28	594-1549	.383	---	---	486-703	.691	1150	41.1	595	---	---	---	---	1674	59.8
<b>1967-68</b>																
UTEP	23	590-1422	.415	---	---	431-605	.712	1015	44.1	308	---	---	---	---	1611	70.0
Opponents	23	575-1322	.435	---	---	362-535	.677	911	39.6	448	---	---	---	---	1512	65.7
<b>1968-69</b>																
UTEP	25	753-1547	.487	---	---	485-633	.766	983	39.3	454	---	---	---	---	1991	79.6
Opponents	25	673-1519	.443	---	---	438-607	.722	974	39.0	473	---	---	---	---	1784	71.4
<b>1969-70</b>																
UTEP	25	710-1465	.486	---	---	558-765	.730	988	39.5	536	---	---	---	---	1978	79.1
Opponents	25	662-1449	.454	---	---	490-713	.688	984	39.4	545	---	---	---	---	1814	72.6
<b>1970-71</b>																
UTEP	25	634-1483	.429	---	---	437-629	.696	1123	44.9	523	---	---	---	---	1705	68.2
Opponents	25	582-1418	.410	---	---	465-702	.662	991	39.6	552	---	---	---	---	1629	65.2
<b>1971-72</b>																
UTEP	27	719-1472	.485	---	---	411-604	.680	1074	39.7	510	---	---	---	---	1849	68.5
Opponents	27	573-1390	.412	---	---	491-723	.678	927	34.3	481	---	---	---	---	1636	60.3
<b>1972-73</b>																
UTEP	26	657-1400	.469	---	---	332-522	.638	1017	38.9	538	---	---	---	---	1646	63.3
Opponents	26	541-1309	.413	---	---	478-553	.684	859	33.0	526	---	---	---	---	1460	56.2

# [ANNUAL TEAM STATISTICS]

Season	G	FG	Pct.	3Pt.	Pct.	FT	Pct.	Reb	Avg	PF	Ast	TO	Blk	Stl	Pts	Avg
<b>1973-74</b>																
UTEP	25	648-1435	.451	---	---	347-544	.637	1064	42.5	578	---	---	---	---	1643	65.7
Opponents	25	514-1349	.381	---	---	385-584	.659	956	38.2	556	---	---	---	---	1413	56.5
<b>1974-75</b>																
UTEP	26	632-1403	.450	---	---	404-558	.724	957	36.8	614	---	---	---	---	1668	64.2
Opponents	26	518-1219	.425	---	---	455-674	.675	878	33.7	573	---	---	---	---	1491	57.3
<b>1975-76</b>																
UTEP	26	649-1403	.463	---	---	372-549	.678	946	36.4	547	---	---	---	---	1670	64.2
Opponents	26	551-1321	.417	---	---	378-570	.663	845	32.5	568	---	---	---	---	1480	56.9
<b>1976-77</b>																
UTEP	26	669-1566	.427	---	---	317-441	.719	931	35.8	564	---	---	---	---	1655	63.7
Opponents	26	617-1393	.443	---	---	414-606	.683	1042	40.1	507	---	---	---	---	1648	63.4
<b>1977-78</b>																
UTEP	26	677-1582	.427	---	---	288-472	.610	1026	39.8	503	---	---	---	---	1642	63.1
Opponents	26	684-1528	.447	---	---	336-494	.680	980	37.6	510	---	---	---	---	1704	65.5
<b>1978-79</b>																
UTEP	26	711-1532	.464	---	---	372-564	.659	990	38.0	506	295	---	---	---	1794	69.0
Opponents	26	706-1497	.471	---	---	352-501	.702	848	32.6	546	344	---	---	---	1764	67.8
<b>1979-80</b>																
UTEP	28	772-1687	.457	---	---	422-653	.646	1113	39.7	653	338	---	---	---	1966	70.2
Opponents	28	684-1489	.459	---	---	477-718	.664	930	33.2	619	292	---	---	---	1845	65.8
<b>1980-81</b>																
UTEP	30	825-1808	.456	---	---	391-609	.642	1108	39.3	670	288	406	91	171	2021	67.4
Opponents	30	645-1489	.433	---	---	570-823	.693	1084	36.1	612	209	507	73	146	1862	62.1
<b>1981-82</b>																
UTEP	28	691-1447	.477	---	---	372-573	.649	965	34.4	545	336	402	83	181	1748	62.4
Opponents	28	568-1350	.420	---	---	358-544	.658	783	27.9	562	270	467	45	103	1497	53.4
<b>1982-83</b>																
UTEP	29	714-1511	.472	---	---	443-661	.670	953	32.8	630	406	349	70	205	1871	64.5
Opponents	29	629-1388	.453	---	---	415-639	.649	915	31.5	602	336	441	77	118	1673	57.6
<b>1983-84</b>																
UTEP	31	766-1609	.476	---	---	553-790	.700	1031	33.2	620	413	372	80	179	2103	67.8
Opponents	31	706-1603	.440	---	---	445-682	.652	950	30.6	683	301	418	51	139	1858	59.9
<b>1984-85</b>																
UTEP	32	882-1881	.469	---	---	597-805	.742	1127	35.2	650	462	377	105	204	2361	73.8
Opponents	32	837-1790	.468	---	---	478-701	.682	1042	32.6	670	373	466	71	101	2146	67.1
<b>1985-86</b>																
UTEP	33	858-1787	.480	---	---	520-756	.688	1056	32.0	646	460	414	128	217	2236	67.8
Opponents	33	775-1798	.431	---	---	436-710	.614	965	29.2	661	370	462	53	164	1986	60.1
<b>1986-87</b>																
UTEP	32	876-1730	.506	63-154	.409	537-796	.675	1102	34.4	683	458	399	116	284	2478	77.4
Opponents	32	638-1384	.461	132-348	.379	535-797	.671	1066	33.3	658	356	551	74	172	2207	69.0
<b>1987-88</b>																
UTEP	33	763-1514	.504	76-224	.339	567-842	.673	1111	33.7	598	482	423	132	260	2321	70.3
Opponents	33	637-1447	.440	127-327	.388	440-662	.665	1079	32.7	700	423	484	74	187	2095	63.5
<b>1988-89</b>																
UTEP	33	819-1592	.515	129-346	.373	563-841	.669	1217	36.9	576	458	404	189	216	2588	78.4
Opponents	33	666-1506	.442	155-424	.366	419-642	.653	1123	34.0	667	392	480	65	161	2216	67.2
<b>1989-90</b>																
UTEP	32	671-1366	.491	118-372	.317	527-747	.706	1168	36.5	600	452	419	187	206	2223	69.5
Opponents	32	595-1351	.440	143-384	.372	428-675	.634	1023	32.0	621	465	416	59	241	2047	64.0
<b>1990-91</b>																
UTEP	29	705-1612	.437	116-341	.340	476-693	.687	1050	36.2	532	437	381	159	229	2002	69.0
Opponents	29	659-1502	.417	132-419	.315	433-632	.685	951	32.8	579	397	416	88	199	1883	64.9
<b>1991-92</b>																
UTEP	34	922-1958	.471	126-360	.350	510-753	.677	1226	36.1	648	497	405	217	241	2480	72.9
Opponents	34	728-1781	.409	171-499	.343	512-735	.697	1100	32.4	654	358	503	75	176	2139	62.9
<b>1992-93</b>																
UTEP	34	887-2081	.426	145-472	.307	502-762	.659	1205	35.4	627	455	346	113	230	2421	71.2
Opponents	34	825-1860	.444	178-568	.313	492-741	.664	1242	36.5	636	441	501	97	130	2320	68.2





# [ANNUAL TEAM STATISTICS]

Season	G	FG	Pct.	3Pt.	Pct.	FT	Pct.	Reb	Avg	PF	Ast	TO	Blk	Stl	Pts	Avg
<b>1993-94</b>																
UTEP	30	748-1722	.434	179-523	.342	489-693	.706	1052	35.1	531	357	365	138	188	2164	72.1
Opponents	30	742-1694	.438	202-572	.353	439-643	.683	1074	35.8	614	385	427	68	171	2125	70.8
<b>1994-95</b>																
UTEP	30	771-1683	.458	214-627	.341	580-824	.704	1008	33.6	609	419	360	115	214	2336	77.9
Opponents	30	725-1668	.435	189-596	.317	513-779	.659	1083	36.1	657	396	459	65	161	2152	71.7
<b>1995-96</b>																
UTEP	28	702-1534	.458	182-465	.391	451-637	.708	930	33.2	576	354	337	60	168	2037	72.8
Opponents	28	658-1503	.438	167-508	.329	509-742	.686	933	33.3	564	397	372	58	170	1992	71.1
<b>1996-97</b>																
UTEP	26	575-1368	.420	147-429	.343	449-618	.727	910	35.0	517	321	336	73	141	1746	67.2
Opponents	26	596-1404	.425	143-454	.315	399-588	.679	892	34.3	549	341	324	59	177	1734	66.7
<b>1997-98</b>																
UTEP	26	580-1411	.411	127-413	.308	383-587	.652	948	36.5	504	313	335	80	150	1670	64.2
Opponents	26	572-1357	.422	176-501	.351	389-584	.666	875	33.7	513	342	322	86	172	1709	65.7
<b>1998-99</b>																
UTEP	28	632-1399	.452	163-445	.366	507-717	.707	945	33.8	478	364	376	69	168	1934	69.1
Opponents	28	642-1496	.429	200-568	.352	347-505	.687	876	31.3	582	369	386	77	171	1831	65.4
<b>1999-00</b>																
UTEP	28	768-1601	.480	159-439	.362	463-673	.688	984	35.1	578	455	413	87	199	2158	77.1
Opponents	28	721-1616	.446	146-420	.348	494-692	.714	972	34.7	559	349	405	104	182	2082	74.4
<b>2000-01</b>																
UTEP	32	878-1786	.492	182-523	.348	633-841	.753	1178	36.8	610	523	528	142	195	2571	80.3
Opponents	32	865-2094	.413	201-606	.332	457-640	.714	1188	37.1	690	422	472	92	266	2388	74.6
<b>2001-02</b>																
UTEP	32	770-1718	.448	150-482	.311	523-725	.721	1086	33.9	695	477	504	106	200	2213	69.2
Opponents	32	772-1797	.430	205-587	.349	556-821	.677	1154	36.1	642	407	464	100	222	2305	72.0
<b>2002-03</b>																
UTEP	30	680-1551	.438	168-456	.368	364-540	.674	1025	34.2	579	363	528	117	161	1892	63.1
Opponents	30	792-1758	.451	215-587	.366	396-597	.663	1026	34.2	543	441	348	110	240	2195	73.2
<b>2003-04</b>																
UTEP	32	834-1748	.477	197-513	.384	614-817	.752	1106	34.6	572	523	445	86	228	2479	77.5
Opponents	32	778-1870	.416	213-634	.336	392-570	.688	1109	34.7	668	408	521	129	185	2161	67.5
<b>2004-05</b>																
UTEP	35	901-1955	.461	208-571	.364	606-765	.792	1197	34.2	581	579	426	104	255	2616	74.7
Opponents	35	834-1923	.434	215-651	.330	395-589	.671	1146	32.7	665	488	529	144	183	2278	65.1
<b>2005-06</b>																
UTEP	31	723-1610	.449	169-484	.349	459-695	.660	1108	35.7	461	478	409	89	239	2074	66.9
Opponents	31	668-1645	.406	202-568	.356	305-459	.664	962	31.0	559	365	444	101	186	1843	59.5
<b>2006-07</b>																
UTEP	31	789-1866	.423	208-627	.332	558-833	.670	1199	38.7	730	474	497	105	259	2344	75.6
Opponents	31	715-1716	.417	207-588	.352	582-844	.690	1180	38.1	713	433	572	142	208	2219	71.6
<b>2007-08</b>																
UTEP	33	858-1980	.433	217-657	.330	594-904	.657	1220	37.0	776	443	439	92	253	2527	76.6
Opponents	33	784-1825	.430	232-657	.353	615-894	.688	1253	38.0	743	454	573	92	156	2415	73.2
<b>2008-09</b>																
UTEP	37	931-2200	.423	195-625	.312	731-1021	.716	1396	37.7	812	504	458	148	250	2788	75.4
Opponents	37	894-2069	.432	224-673	.333	648-906	.715	1352	36.5	799	479	544	104	181	2660	71.9
<b>2009-10</b>																
UTEP	33	891-1879	.474	201-586	.343	501-744	.673	1193	36.2	643	488	435	120	288	2484	75.3
Opponents	33	707-1804	.392	196-627	.313	521-780	.668	1170	35.5	621	378	519	78	190	2131	64.6
<b>2010-11</b>																
UTEP	35	878-1887	.465	199-547	.364	515-769	.670	1182	33.8	651	538	438	133	237	2470	70.6
Opponents	35	784-1958	.400	220-718	.306	437-653	.669	1267	36.2	667	459	515	98	217	2225	63.6
<b>2011-12</b>																
UTEP	32	727-1588	.458	144-423	.340	423-619	.683	1015	31.7	540	447	431	87	151	2021	63.2
Opponents	32	718-1702	.422	188-565	.333	395-594	.665	1033	32.3	557	418	389	96	189	2019	63.1

# [CONFERENCE HONOR ROLL]

## Academic All-WAC

Miguel Ayala	2005
Gym Bice	1992
Jose Escobedo	2000
Thomas Gehrke	2004, 2005
Merle Heimer	1990
Mark Ingles	1996
Brandon Wolfram	1998, 1999, 2000, 2001

## All-Conference USA

Derrick Character	2010 (second team)
Randy Culpepper	2009 (third team) 2010 (first team) 2011 (first team)
Stefon Jackson	2007 (second team) 2008 (first team) 2009 (first team)
Julyan Stone	2011 (second team)
John Tofi	2006 (first team)
Jason Williams	2006 (second team)

## All-Western Athletic Conference

Roshern Amie	1981 (second team)
Nate Archibald	1970 (first team)
Gus Bailey	1973 (first team) 1974 (second team)
George Banks	1995
Gary Brewster	1975 (first team) 1976 (second team)
Anthony Burns	1979 (second team)
Eugene Costello	2001 (second team)
Antonio Davis	1989 (second team) 1990 (second team)
Scott English	1972 (first team)
Sharif Fajardo	1999 (Pacific Division second team)
Dave Feitl	1983 (second team) 1985 (second team) 1986 (first team)
Jim Forbes	1972 (second team) 1974 (second team)
Dick Gibbs	1971 (first team)
Antoine Gillespie	1994, 1995
Luster Goodwin	1984 (second team) 1985 (first team)
Tim Hardaway	1987 (second team) 1988 (second team) 1989 (first team)
Jeep Jackson	1987 (first team)
Marlon Maxey	1990 (second team) 1992 (first team)
Tom Pauling	1977 (second team)
Jake Poole	1976 (first team)
Fred Reynolds	1982 (second team) 1984 (first team)
Eddie Rivera	1993
Filiberto Rivera	2004 (first team) 2005 (first team)
Chris Sandle	1987 (second team) 1988 (second team)
Juden Smith	1985 (first team) 1986 (second team)
Omar Thomas	2004 (second team) 2005 (first team)
David Van Dyke	1992 (second team)
Byron Walker	1983 (second team)
Terry White	1982 (first team)
Brandon Wolfram	1999 (Pacific Division second team) 2000 (first team) 2001 (first team)

## All-WAC Defense Team

1995	Phil Crocker Mark Ingles
1999	Eggie McRae
2004	Filiberto Rivera
2005	Jason Williams

## All-WAC Newcomer Team

1998	Brandon Wolfram (Mountain Division)
2000	Roy Smallwood
2001	Eugene Costello
2004	Filiberto Rivera Omar Thomas
2005	Miguel Ayala

## Conference USA All-Academic Team

2010	Isaac Gordon
------	--------------

## Conference USA All-Defensive Team

2010	Julyan Stone
2011	Julyan Stone

## Conference USA All-Freshman Team

2008	Randy Culpepper
2009	Arnett Moultrie
2012	Julian Washburn

## Conference USA All-Tournament

2010	Randy Culpepper, Arnett Moultrie
2011	Randy Culpepper, Christian Polk

## Conference USA Commissioner's

### Academic Medal

(3.75 cumulative GPA or higher)

Isaac Gordon	2008, 2010
Pearson Smith	2007, 2008

## Conference USA Coach of the Year

2010	Tony Barbee
------	-------------

## Conference USA


### Commissioner's Honor Roll

(3.0 cumulative GPA or higher)

Miguel Ayala	2006
Tony Baker	2011
Darren Clarke	2006
Isaac Gordon	2008, 2009, 2010, 2011
Josh Gutierrez	2006
Kevin Henderson	2006
Will Kimble	2006
Riley Lambert	2006
Gabriel McCulley	2010, 2011
Edgar Moreno	2006
Eric Muñoz	2008, 2009, 2010, 2011
Christian Polk	2009
Jeremy Sampson	2007, 2008
Pearson Smith	2007

## Conference USA Freshman Of The Week

Season	
2010-11 (1)	John Bohannon (Dec. 13)
2011-12 (5)	Cedrick Lang (Dec. 26) Julian Washburn (Dec. 12, Dec. 19, Jan. 9, March 5)



**JULIAN WASHBURN**

## Conference USA Player Of The Week

Season	
2005-06 (2)	Miguel Ayala (Jan. 30) John Tofi (Feb. 13)
2006-07 (3)	Stefon Jackson (Dec. 4, Jan. 22, Feb. 5)
2007-08 (2)	Stefon Jackson (Feb. 4, Feb. 25)
2008-09 (4)	Randy Culpepper (Jan. 12) Stefon Jackson (Dec. 8, Dec. 22, March 9)
2009-10 (4)	Derrick Character (Feb. 1) Randy Culpepper (Jan. 25, Feb. 15, Feb. 22)
2010-11 (1)	Randy Culpepper (Jan. 10)
2011-12 (1)	Michael Perez (Dec. 26)

## Conference USA Player of the Year

2010	Randy Culpepper
------	-----------------

## Conference USA Rookie Of The Week

Season	
2008-09 (2)	Arnett Moultrie (Dec. 1, Feb. 2)
2009-10 (3)	Derrick Character (Jan. 4, Feb. 8) Jeremy Williams (Dec. 21)

## Conference USA

### Sixth Man of the Year

2008	Randy Culpepper
------	-----------------

## WAC Coach Of The Year

1983	Don Haskins
1987	Don Haskins
2004	Billy Gillispie

## WAC Freshman Of The Year

1990	Henry Hall
2000	Roy Smallwood

## WAC Player Of The Year

1989	Tim Hardaway
------	--------------

## WAC All-Tournament

1985	Dave Feitl Luster Goodwin (MVP)
1986	Juden Smith
1987	Jeep Jackson

1988	Tim Hardaway Chris Sandle
1989	Tim Hardaway (MVP) Prince Stewart
1990	Greg Foster (MVP) Prince Stewart
1992	Eddie Rivera (MVP) Prince Stewart
1993	Eddie Rivera
2004	Filiberto Rivera Omar Thomas Jason Williams
2005	Filiberto Rivera (MVP) Omar Thomas

## WAC Player Of The Week

Season	
1983-84 (1)	Fred Reynolds (Feb. 20)
1984-85 (2)	Dave Feitl (Jan. 28) Luster Goodwin (Feb. 25)
1985-86 (2)	Dave Feitl (Dec. 9, Feb. 9)
1986-87 (1)	Chris Blocker (Feb. 9)
1987-88 (1)	Chris Sandle (Jan. 11)
1988-89 (1)	Prince Stewart (Feb. 6)
1989-90 (1)	Marlon Maxey (Feb. 19)
1991-92 (2)	Eddie Rivera (Jan. 11) David Van Dyke (March 1)
1992-93 (2)	Eddie Rivera (Feb. 15) Ralph Davis (Feb. 22)
1993-94 (1)	Antoine Gillespie (Jan. 17)
1994-95 (2)	Antoine Gillespie (Jan. 10) George Banks (Feb. 6)
1996-97 (1)	JoJo Garcia (Mountain Division Dec. 9)
1997-98 (1)	Sharif Fajardo (Mountain Division Jan. 5)
1998-99 (1)	Brandon Wolfram (Pacific Division Jan. 25)
1999-00 (2)	William Smith (Dec. 20) Roy Smallwood (Feb. 14)
2000-01 (4)	Eugene Costello (Nov. 27) Brandon Wolfram (Dec. 4) Brian Stewart (Feb. 5) Brandon Wolfram (March 5)
2003-04 (3)	Omar Thomas (Dec. 29, Jan. 19) Filiberto Rivera (March 1)
2004-05 (1)	Omar Thomas (Jan. 17)



# [NATIONAL HONOR ROLL]

## College Sports Information Directors Of America

### Academic All-America Teams

2000	Brandon Wolfram (first team)
2001	Brandon Wolfram (first team)

### East-West All-Star Game

1989	Tim Hardaway
------	--------------

### Final Four All-Tournament Team

1966	Bobby Joe Hill
------	----------------

### Helms Foundation All-American

1964	Jim Barnes
1966	Orsten Artis Bobby Joe Hill
1967	David Lattin

### Converse Yearbook All-Americans

1964	Jim Barnes (first team)
1966	Bobby Joe Hill (first team)
1967	David Lattin (second team)

### Associated Press All-Americans

1964	Jim Barnes (third team)
1967	David Lattin (third team)

### UPI All-American

1964	Jim Barnes (third team)
------	-------------------------

### NABC All-Americans

1964	Jim Barnes (second team)
1967	David Lattin (third team)

### NABC All-District Teams

1952	Gerald Rogers (honorable mention)
1954	Gene Majors
1959	Charlie Brown (second team)
1963	Jim Barnes (first team) Willie Brown (third team) Bobby Lesley (third team)
1964	Orsten Artis (second team) Jim Barnes (first team)
1965	Orsten Artis (third team) Harry Flournoy (second team) Andy Stoglin (third team)
1967	David Lattin (first team) Nevil Shed (third team) Willie Worsley (second team)
1968	Willie Cager (third team) Willie Worsley (third team)
1969	Nate Archibald (first team)
1971	Dick Gibbs (first team)
1972	Scott English (first team) Jim Forbes (second team)
1973	Gus Bailey (third team) Jim Forbes (second team)
1974	Gus Bailey (third team) Jim Forbes (third team)
1975	Gary Brewster (second team)
1976	Gary Brewster (first team) Jake Poole (third team)
1977	Jake Poole (third team)
1980	Anthony Burns (second team)
1981	Anthony Burns (second team)
1982	Fred Reynolds (second team) Terry White (first team)
1984	Fred Reynolds (first team)



**TIM FLOYD & DON HASKINS**

1985	Luster Goodwin (first team) Juden Smith (second team)
1986	Dave Feitl (first team) Juden Smith (second team)
1987	Mike Richmond (second team) Chris Sandle (second team)
1988	Tim Hardaway (second team)
1989	Tim Hardaway (first team)
1990	Antonio Davis (second team)
1992	Marlon Maxey (second team)
1993	Eddie Rivera (first team)
1994	Antoine Gillespie (first team)
1995	George Banks (second team) Antoine Gillespie (first team)
2000	Brandon Wolfram (second team)
2001	Brandon Wolfram (first team)
2005	Omar Thomas (first team) Filiberto Rivera (second team)
2008	Stefon Jackson (second team)

2009	Stefon Jackson (second team)
2010	Derrick Character (second team) Randy Culpepper (first team)
2011	Randy Culpepper (first team)

### NABC All-Star Game

2005	Filiberto Rivera
------	------------------

### NABC Academic Honor Roll

2005	Thomas Gehrke
------	---------------

### NABC District Coach Of The Year

1983	Don Haskins
1984	Don Haskins
1985	Don Haskins
1987	Don Haskins
1995	Don Haskins
2010	Tony Barbee

### NABC Metropolitan Award

2001	Don Haskins
------	-------------

### NABC Golden Anniversary Award

2004	Don Haskins
------	-------------

### USBWA All-District Team

2001	Brandon Wolfram (first team)
2004	Filiberto Rivera (first team)
2005	Omar Thomas (first team) Filiberto Rivera (second team)
2008	Stefon Jackson
2009	Stefon Jackson
2010	Randy Culpepper
2011	Randy Culpepper

### USBWA District Coach Of The Year

2004	Billy Gillispie
------	-----------------

### Naismith Best Little Man Award

1989	Tim Hardaway
------	--------------

### Naismith Memorial Basketball Hall Of Fame

Don Haskins: Coach (inducted Sept. 29, 1997)

### National Junior Olympics

1992	Ralph Davis
------	-------------

### NBA Fifty Greatest Players

Nate Archibald
----------------

### NBA Hall Of Fame

Nate Archibald
----------------

### NCAA Tournament All-Regional Team

1964	Bobby Dibler (Midwest)
1966	Bobby Joe Hill (Midwest) David Lattin (Midwest)
1967	David Lattin (West)

### Olympians

1964	Jim Barnes
1972	Jim Forbes
2000	Tim Hardaway

### Retired Jerseys

1964	Jim Barnes (45)
1984	Nate Archibald (14)
2011	Charlie Brown (25)
2012	Tim Hardaway (10) Nolan Richardson (42)

NOTE: No player has worn number 22 since Jeep Jackson's passing on May 2, 1987. This number has not been retired.

### Team USA --

### FIBA World Championships

2002	Antonio Davis
------	---------------

### World Games

1974	Gus Bailey
1982	Fred Reynolds

# [UTEP IN THE ASSOCIATED PRESS POLL]

YEAR	PRESEASON	1	2	3	4	5	6	7	8	9	10	11	12	13	14	15	16	17	18	
1948-49	-	-	-	-	-	-	-	-	-	-	-	-	-	-	-	-	-	-	-	-
1949-50	-	-	-	-	-	-	-	-	-	-	-	-	-	-	-	-	-	-	-	-
1950-51	-	-	-	-	-	-	-	-	-	-	-	-	-	-	-	-	-	-	-	-
1951-52	-	-	-	-	-	-	-	-	-	-	-	-	-	-	-	-	-	-	-	-
1952-53	-	-	-	-	-	-	-	-	-	-	-	-	-	-	-	-	-	-	-	-
1953-54	-	-	-	-	-	-	-	-	-	-	-	-	-	-	-	-	-	-	-	-
1954-55	-	-	-	-	-	-	-	-	-	-	-	-	-	-	-	-	-	-	-	-
1955-56	-	-	-	-	-	-	-	-	-	-	-	-	-	-	-	-	-	-	-	-
1956-57	-	-	-	-	-	-	-	-	-	-	-	-	-	-	-	-	-	-	-	-
1957-58	-	-	-	-	-	-	-	-	-	-	-	-	-	-	-	-	-	-	-	-
1958-59	-	-	-	-	-	-	-	-	-	-	-	-	-	-	-	-	-	-	-	-
1959-60	-	-	-	-	-	-	-	-	-	-	-	-	-	-	-	-	-	-	-	-
1960-61	-	-	-	-	-	-	-	-	-	-	-	-	-	-	-	-	-	-	-	-
1961-62	-	-	-	-	-	-	-	-	-	-	-	-	-	-	-	-	-	-	-	-
1962-63	-	-	-	-	-	-	-	-	-	-	-	-	-	-	-	-	-	-	-	-
1963-64	-	-	-	-	-	-	-	-	-	-	-	-	-	-	-	-	-	-	-	-
1964-65	-	-	-	-	-	-	-	-	-	-	-	-	-	-	-	-	-	-	-	-
1965-66	-	-	-	-	-	9	8	8	6	6	4	3	3	2	3	-	-	-	-	-
1966-67	2	2	2	4	4	6	6	6	6	4	8	8	10	9	10	-	-	-	-	-
1967-68	-	-	-	-	-	-	-	-	-	-	-	-	-	-	-	-	-	-	-	-
1968-69	-	-	-	-	-	-	-	-	-	-	-	-	-	-	-	-	-	-	-	-
1969-70	-	-	-	-	-	-	-	-	-	-	-	-	-	-	-	-	-	-	-	-
1970-71	-	-	-	-	-	-	-	-	-	-	-	-	-	-	-	-	-	-	-	-
1971-72	-	-	-	-	-	-	-	-	-	-	-	-	-	-	-	-	-	-	-	-
1972-73	-	-	-	-	-	-	-	-	-	-	-	-	-	-	-	-	-	-	-	-
1973-74	-	-	-	-	-	-	-	-	18	-	-	-	-	-	-	-	-	-	-	-
1974-75	-	-	-	-	-	-	-	-	-	-	-	-	-	15	18	17	-	-	-	-
1975-76	-	-	-	-	-	-	-	-	-	-	-	-	-	-	-	-	-	-	-	-
1976-77	-	-	-	-	-	-	-	-	-	-	-	-	-	-	-	-	-	-	-	-
1977-78	-	-	-	-	-	-	-	-	-	-	-	-	-	-	-	-	-	-	-	-
1978-79	-	-	-	-	-	-	-	-	-	-	-	-	-	-	-	-	-	-	-	-
1979-80	-	-	-	-	-	-	-	-	-	-	-	-	-	-	-	-	-	-	-	-
1980-81	-	-	-	-	-	-	-	-	-	-	-	-	-	-	-	-	-	-	-	-
1981-82	-	-	-	-	-	-	-	-	-	-	-	-	-	-	-	-	-	-	-	-
1982-83	-	-	-	-	-	-	-	-	-	-	-	-	-	-	-	-	-	-	-	-
1983-84	-	-	-	20	18	16	10	8	5	8	7	7	10	9	8	9	9	-	-	-
1984-85	-	-	-	-	-	-	-	-	-	-	-	-	-	-	-	-	-	-	-	-
1985-86	-	-	-	-	-	-	19	15	17	19	19	17	15	-	-	-	20	-	-	-
1986-87	-	-	-	-	-	-	-	-	18	18	-	-	-	-	-	-	-	-	-	-
1987-88	-	-	-	-	-	-	-	-	-	-	-	-	-	-	-	-	-	-	-	-
1988-89	-	-	-	-	-	-	-	-	-	-	-	-	-	-	-	-	-	-	-	-
1989-90	-	-	-	-	-	-	-	-	-	-	-	-	-	-	-	-	-	-	-	-
1990-91	-	-	-	-	-	-	-	25	-	-	-	-	-	-	-	-	-	-	-	-
1991-92	-	-	-	-	-	-	-	-	-	23	19	25	21	-	-	-	-	-	-	-
1992-93	-	-	-	-	-	-	-	-	-	-	-	-	-	-	-	-	-	-	-	-
1993-94	-	-	-	-	-	-	-	-	-	-	-	-	-	-	-	-	-	-	-	-
1994-95	-	-	-	-	-	-	-	-	-	-	-	-	-	-	-	-	-	-	-	-
1995-96	-	-	-	-	-	-	-	-	-	-	-	-	-	-	-	-	-	-	-	-
1996-97	-	-	-	-	-	-	-	-	-	-	-	-	-	-	-	-	-	-	-	-
1997-98	-	-	-	-	-	-	-	-	-	-	-	-	-	-	-	-	-	-	-	-
1998-99	-	-	-	-	-	-	-	-	-	-	-	-	-	-	-	-	-	-	-	-
1999-00	-	-	-	-	-	-	-	-	-	-	-	-	-	-	-	-	-	-	-	-
2000-01	-	-	-	-	-	-	-	-	-	-	-	-	-	-	-	-	-	-	-	-
2001-02	-	-	-	-	-	-	-	-	-	-	-	-	-	-	-	-	-	-	-	-
2002-03	-	-	-	-	-	-	-	-	-	-	-	-	-	-	-	-	-	-	-	-
2003-04	-	-	-	-	-	-	-	-	-	-	-	-	-	-	-	-	-	-	-	-
2004-05	-	-	-	-	-	-	-	-	-	-	-	-	-	-	-	-	-	-	-	-
2005-06	-	-	-	-	-	-	-	-	-	-	-	-	-	-	-	-	-	-	-	-
2006-07	-	-	-	-	-	-	-	-	-	-	-	-	-	-	-	-	-	-	-	-
2007-08	-	-	-	-	-	-	-	-	-	-	-	-	-	-	-	-	-	-	-	-
2008-09	-	-	-	-	-	-	-	-	-	-	-	-	-	-	-	-	-	-	-	-
2009-10	-	-	-	-	-	-	-	-	-	-	-	-	-	-	-	-	-	24	25	-
2010-11	-	-	-	-	-	-	-	-	-	-	-	-	-	-	-	-	-	-	-	-
2011-12	-	-	-	-	-	-	-	-	-	-	-	-	-	-	-	-	-	-	-	-





# [UTEP VS. RANKED OPPONENTS]

## 1950s

2/11/1950	Arizona (18)	H	L, 49-72
2/14/1951	Arizona (16)	H	L, 54-79

## 1960s

12/8/1962	Wisconsin (6)	A	L, 59-73
1/5/1963	Arizona State (4)	H	L, 60-63
2/2/1963	Arizona State (5)	A	L, 60-63
12/4/1963	Wichita State (5)	A	W, 75-74
12/9/1964	Wichita State (2)	A	L, 55-73
12/30/1965	Iowa (4)	H	W, 86-68
3/11/1966	Cincinnati (7)	LUB	W, 78-76 (ot)
3/12/1966	Kansas (4)	LUB	W, 81-80 (2ot)
3/19/1966	Kentucky (1)	CP	W, 72-65
12/16/1966	New Mexico (5)	H	L, 62-71
2/10/1968	New Mexico (6)	A	L, 58-64
12/14/1968	New Mexico (5)	A	L, 61-65
12/23/1968	New Mexico (5)	H	W, 71-67
1/18/1969	New Mexico State (7)	H	L, 65-80
2/12/1969	New Mexico State (15)	A	L, 62-78

## 1970s

1/5/1970	New Mexico State (7)	H	L, 66-75
1/24/1970	New Mexico State (5)	A	L, 59-74
3/7/1970	Utah State (18)	PRO	L, 81-91
12/12/1970	New Mexico State (15)	A	L, 61-63
12/19/1970	USC (8)	H	L, 63-65
12/10/1971	Long Beach State (6)	LAF	L, 64-74
2/5/1972	BYU (10)	A	L, 54-57
3/3/1972	BYU (7)	H	W, 73-69
12/29/1972	Indiana (15)	H	W, 74-65
2/15/1973	BYU (20)	A	L, 43-48
3/3/1973	New Mexico (15)	H	W, 63-60
1/19/1974	New Mexico (15)	H	W, 78-71
2/14/1974	Arizona (20)	H	L, 59-85
3/2/1974	New Mexico (19)	A	L, 55-67
1/17/1975	Arizona State (9)	A	L, 56-61
1/18/1975	Arizona (13)	A	L, 57-69
2/21/1975	Arizona (15)	H	W, 68-61
2/22/1975	Arizona State (8)	H	W, 75-70
3/15/1975	Indiana (1)	LEX	L, 53-78
1/15/1977	Arizona (10)	H	W, 60-59
2/11/1977	Arizona (18)	A	L, 60-67
12/17/1977	Kansas State (19)	H	W, 67-63 (ot)
12/1/1978	New Mexico (20)	H	L, 57-84
2/18/1978	New Mexico (5)	A	L, 51-59
12/29/1978	Michigan (8)	H	L, 54-60
12/8/1979	Indiana (1)	A	L, 43-75

## 1980s

1/5/1980	BYU (19)	H	L, 69-70
1/31/1980	BYU (19)	A	L, 81-89
1/15/1981	Utah (16)	H	L, 64-69
1/17/1981	BYU (15)	H	W, 64-62
2/19/1981	BYU (17)	A	L, 75-84
2/21/1981	Utah (9)	A	L, 59-69
12/4/1982	Indiana (8)	A	L, 54-65
12/27/1983	Michigan (15)	H	W, 72-71
3/17/1984	UNLV (13)	SLC	L, 60-73
3/15/1985	Tulsa (18)	ALB	W, 79-75
3/17/1985	N.C. State (16)	ALB	L, 73-86
12/27/1985	Georgetown (5)	H	W, 78-64
3/13/1986	Bradley (14)	OG	L, 65-83
12/20/1986	Georgetown (10)	A	L, 67-71
12/29/1986	Auburn (5)	H	W, 87-82
3/15/1987	Iowa (6)	TUC	L, 82-84
1/8/1988	Wyoming (5)	H	W, 68-62
1/21/1988	BYU (12)	H	L, 71-81
3/5/1988	BYU (15)	A	W, 83-80 (ot)
3/11/1988	BYU (17)	PRO	W, 66-63
3/12/1988	Wyoming (14)	PRO	L, 75-79
3/19/1989	Indiana (8)	TUC	L, 69-92
12/16/1989	Indiana (11)	H	L, 66-69

## 1990s

3/16/1990	Minnesota (20)	RICH	L, 61-64 (ot)
12/15/1990	Georgetown (5)	A	W, 71-60
1/31/1991	Utah (13)	H	L, 68-78
3/22/1992	Kansas (2)	DAY	W, 66-60
3/27/1992	Cincinnati (12)	KC	L, 67-69



**TERRY STALLWORTH (LEFT)**

11/20/1992	UCLA (24)	A	L, 72-73
12/4/1992	New Mexico State (21)	A	W, 64-63
12/29/1992	Purdue (13)	H	L, 61-63
1/2/1993	BYU (25)	A	L, 73-79
3/4/1993	BYU (21)	H	L, 63-84
3/6/1993	Utah (9)	H	W, 79-70
3/12/1993	Utah (15)	A	W, 90-85 (ot)
12/1/1994	New Mexico State (25)	A	L, 83-89
12/6/1994	New Mexico State (22)	H	W, 77-68
12/17/1994	Arizona (7)	H	L, 61-75
12/16/1995	Arizona (3)	A	L, 70-90
1/25/1996	Utah (10)	H	L, 64-68
2/1/1996	Utah (7)	A	L, 62-77
12/22/1996	Iowa State (5)	A	L, 48-59
1/25/1997	New Mexico (15)	A	L, 49-61
1/30/1997	Utah (4)	H	L, 51-74
2/20/1997	New Mexico (10)	H	W, 71-62
2/27/1997	Utah (4)	A	L, 55-68
1/24/1998	New Mexico (17)	H	L, 69-76
1/29/1998	Utah (3)	A	L, 56-62
2/19/1998	New Mexico (11)	A	L, 71-95
2/26/1998	Utah (5)	H	L, 48-71
1/23/1999	New Mexico (12)	H	W, 67-49
2/20/1999	New Mexico (24)	A	L, 65-81
2/25/1999	Utah (12)	A	L, 70-75

## 2000s

1/27/2000	Tulsa (13)	H	L, 71-89
2/26/2000	Tulsa (12)	A	L, 55-85
1/25/2001	Fresno State (22)	A	L, 56-108
2/17/2001	Fresno State (20)	H	W, 80-61
2/19/2005	Pacific (19)	A	L, 66-73
3/17/2005	Utah (18)	TUC	L, 54-60
2/22/2006	Memphis [4]	A	L, 56-66
11/12/2006	Syracuse [20]	A	L, 69-83

3/1/2007	Memphis [6]	H	L, 67-78
11/14/2007	Texas A&M [15]	A	L, 76-81
2/2/2008	Memphis [1]	A	L, 64-70
11/28/2008	Wake Forest [19]	N	L, 79-82
11/30/2008	Arizona State [14]	N	L, 58-88
2/21/2009	Memphis [5]	H	L, 63-70
12/16/2009	Mississippi [20]	SH	L, 81-91 (ot)
1/3/2010	Texas Tech [20]	A	L, 78-86
1/9/2010	BYU [25]	H	L, 77-83
1/30/2010	UAB [25]	A	W, 74-65 (2ot)
3/18/2010	Butler [8]	SJ	L, 59-77
12/23/2011	BYU [23]	A	L, 68-89

Sites

ALB – Albuquerque, N.M.  
 CP – College Park, Md.  
 DAY – Dayton, Ohio  
 KC – Kansas City, Mo.  
 LAF – Lafayette, La.  
 LEX – Lexington, Ky.  
 LUB – Lubbock, Texas

OG – Ogden, Utah  
 PRO – Provo, Utah  
 RICH – Richmond, Va.  
 SH – Southaven, Miss.  
 SJ – San Jose, Calif.  
 SLC – Salt Lake City, Utah  
 TUC – Tucson, Ariz.

### UTEP vs. Ranked Opponents

Overall	32-84
Home	20-26
Away	6-42
Neutral site	6-16
Regular season	25-72
WAC Tournament	2-1
NCAA Tournament	5-11

# [ALL-TIME LETTERWINNERS]

## A

Abrams, Kenneth, 1945-46-47  
Adkins, Marvin, 1936  
Alexander, Eric, 1980-81-82-83  
Allen, Donnell, 1984-85  
Allen, Montrel, 2001  
Allen, Park, 1931-32-33  
Alvarez, Ernesto, 1955  
Alvarez, Rudy, 1973-74-75  
Alvin, Malik, 2007  
Amie, Roshern, 1978-79-80-81  
Andrews, J.B., 1930-31-32  
Andrews, Red, 1936  
Anthis, Alex, 2003  
Archibald, Nate, 1968-69-70  
Armes, Homer, 1937  
Armstrong, Jerry, 1964-65-66  
Arnold, Boyd, 1973-38  
Arraujo, Arnulfo, 1929  
Arreola, Sergio, 1945-46  
Arroyo, Cesar, 1937-38  
Artis, Orsten, 1964-65-66  
Autry, Merrill, 1950-51-52-53  
Ayala, Miguel, 2005-06

## B

Babers, James, 1953-54-55-56  
Baca, Manuel, 1945-46  
Bailey, Anthony, 1981-82-83-84  
Bailey, Gus, 1972-73-74-75  
Banks, Charlie, 1964-65  
Banks, George, 1994-95  
Barnes, Bryan, 1992-93-94  
Barnes, Jim, 1963-64  
Basden, Bill, 1951  
Baudoin, Louis, 1964-65-66  
Bautista, Beto, 1972-73-74  
Beal, Kevin, 1995-96  
Beaty, John, 1938-39-40  
Bennett, Von, 1991  
Bice, Gym, 1991-92-93  
Black, Bill, 1940  
Blocker, Chris, 1987-88  
Bohannon, John, 2011-12  
Bomba, Jon, 1996-97-98-99  
Borup, Dave, 1971  
Bowden, Jimbo, 1977-78-79-80  
Bowman, E.R., 1929-30  
Boyer, Bill, 1952  
Boykin, Ben, 1930-31  
Boykin, Shelton, 1988  
Brakes, Charlie, 1971-72  
Branch, Paul, 1952  
Branch, Stanley, 2005  
Brewer, Bill, 1952-53  
Brewster, Gary, 1973-74-75-76  
Britten, Claude, 2008-09-10-11  
Broadus, Skip, 1942-43

Broderick, Glenn, 1920  
Bronson, Don, 1982, 1984-85-86  
Brown, Cecil, 1957-58  
Brown, Charlie, 1957-58-59  
Brown, Ted, 1929  
Brown, Turk, 1924  
Brown, Willie, 1962-63  
Bulos, Jesse, 1940-41-42  
Burciaga, Ernesto, 1937  
Burgess, Don, 1958-59-60-61  
Burgess, Jack, 1958-59  
Bruham, Clarence, 1951  
Burns, Anthony, 1978-79-80-81  
Burrell, Tony, 1980

## C

Cager, Willie, 1966-67-68  
Campbell, D'Von, 2012  
Campbell, Ernest, 1963  
Campbell, Wayne, 1983, 1986-87-88  
Character, Derrick, 2010  
Caramergas, Alex, 1943  
Carpenter, Bryan, 1963  
Carr, Fred, 1967  
Carr, Vernon, 2005  
Carrasco, David, 1939-40-41  
Carver, Benny, 1960  
Cashon, Ed, 1937  
Chavez, Tom, 1947  
Cherno, Milton, 1943  
Christopher, Darryl, 1992-93  
Clanton, Lemuel, 1984-85  
Clausen, Brandon, 2002  
Clarke, Darren, 2007  
Connell, John, 1953  
Connolly, Pat, 1937  
Cooper, C.J., 2012  
Cooper, Kareem, 2009  
Corcoran, John, 1959-60  
Cordova, Jimmy, 1955  
Cordova, Phil, 1920-21-22-23  
Costello, Eugene, 2001-02  
Cotton, Lenny, 1986  
Cox, Howard, 1933-34  
Craig, Chris, 2003-04  
Creamer, Howard, 1952-53  
Crenshaw, Tim, 1978-79-80-81  
Crittenton, Tommy, 1952-53  
Crocker, Phil, 1993-94-95  
Crowell, Gary, 1967-68-69  
Cruea, Eddie, 1994  
Culpepper, Randy, 2008-09-10-11  
Cunningham, Paul, 1981-82-83-84

## D

Davies, Graham, 1994  
Davis, Alex, 1995  
Davis, Antonio, 1987-88-89-90  
Davis, Bob, 1960  
Davis, Carl, 1994-95-96  
Davis, Greg, 1971, 1973  
Davis, Kelvin, 2005  
Davis, Ralph, 1991-92-93-94  
Deal, Jeff, 1992-93-94  
DeGroat, Jim, 1946  
Dennis, Major, 1962  
Devance, Joe, 2002-03-04  
Devlin, Mike, 1941-42-43  
Dibler, Bob, 1964-65  
Dick, David, 1992  
Dishroon, Roy, 1974-75-76-77  
Doriss, Lorris, 1939  
Douglas, Ed, 1926, 1928-29-30  
Doyle, Bob, 1968-69-70-71  
Draper, Charles, 1974-75-76-77  
Dubar, Douglas, 1953  
Duran, Omar, 2003-04

## E

Eady, Tom, 1931-32-33-34  
Eaton, Paul, 1957  
Edmonson, James, 1974-75-76-77  
Edwards, Dwayne, 1998  
Emmett, Bob, 1928  
English, Scott, 1970-71-72  
Enzweiler, Nick, 2001-02  
Escobedo, Jose, 1997-98-99-00  
Esquivel, Joe, 1960-61-62  
Ezenwa, Francis, 1989-90-91  
Evans, Jimmy, 1961

## F

Fajardo, Sharif, 1996-97-98-99  
Feitl, Dave, 1983-84-85-86  
Ffrench, Blaise, 2009  
Fields, Hans, 1958-59  
Finn, Bob, 1957  
Flournoy, Harry, 1964-65-66  
Floyd, Lee, 1941-42-43  
Folsom, Victor, 1930  
Forbes, Jim, 1971-72-73-74  
Ford, Wayne, 1950-51  
Foster, Greg, 1989-90  
Franco, Abe, 1949-50  
Franco, Al, 1949-50  
Friedlkin, Joe, 1928-29-30-31  
Fuller, Earl, 1978-79  
Funk, Doug, 1960

## G

Gallagher, Chuck, 1954-55-56  
Garner, Ed, 1953  
Garcia, JoJo, 1995-96-97  
Garrett, Joe, 1978  
Gate, Bill, 1939  
Gates, Quintan, 1984-85-86-87  
Gehrke, Thomas, 2003-04-05  
Gibbs, Dick, 1970-71  
Gilbert, John, 1960  
Gillespie, Antoine, 1993-94-95  
Gilley, Jerry, 1957-58-59-60  
Glidewell, Alvis, 1954-55-56-57  
Gonzalez, Hector, 1993-94  
Goodwin, Luster, 1982-83-84-85  
Gordon, Hugh, 1951  
Gordon, Isaac, 2009-10-11  
Gosa, Damion, 1994  
Gray, Shawn, 1992  
Green, Bill, 1926  
Gregory, Billy, 1952-53-54  
Gregory, Damon, 1999  
Griffin, Joe, 1990  
Grounds, George, 1947  
Gutierrez, Josh, 2004-05-06

## H

Hale, Calvin, 1975-76-77-78  
Hall, Henry, 1990-91  
Haller, Ed, 1954-55-56  
Hamilton, Kevin, 1983-84-85-86  
Hardaway, Tim, 1986-87-88-89  
Harkins, D.W., 1950-51  
Harper, Tony, 1967-68  
Harris, Phil, 1967-68  
Harrison, Gene, 1953  
Hausenbauer, Eddie, 1947  
Haynie, Harold, 1924  
Heathington, Mike, 1977  
Hegens, Steve, 1972  
Heimer, Merle, 1987-89-90  
Henderson, Don, 1953  
Henderson, Kevin, 2006-07  
Hernandez, Fernie, 1994-95-96  
Hill, Bobby Joe, 1962  
Hill, Gene, 1945  
Hill, Jamal, 1994  
Hill, Kevin, 1977-78-79  
Hillary, Brent, 1998  
Hills, Jethro, 1972-73  
Hill, Tyrone Bobby Joe, 1965-66  
Hines, Paul, 1961-62  
Holford, J.C., 1923-24-25  
Hollingshead, Tommy, 1946  
Hollins, Wayne, 1977-78-79  
Holmes, Harold, 1958  
Holmes, Jimmy, 1964  
Howard, Roy, 1991-92-93

Humphrey, Bill, 1952  
Hunsaker, Dick, 1972-73  
Hyde, Buddy, 1945-46

## I

Ingles, Mark, 1995-96  
Irobbali, Ventura, 1948-49-50  
Isaac, Tom, 1968-69-70  
Izquierdo, Mike, 1943, 1947

## J

Jackson, Jeep, 1984-85-86-87  
Jackson, Stefon, 2006-07-08-09  
Jarrell, Antone, 2001-02  
Jenkins, Sammy, 1946  
Jensen, L.B., 1923-24  
John, Kenny, 1967, 1969  
Johnson, Bill R., 1951-52-53  
Johnson, Eddie, 1928  
Johnson, Jerry, 1989  
Johnston, Josh, 2004  
Johnstone, Bill, 1941-42-43, 1946  
Jones, Jason, 2009  
Jones, Jerry, 1987-88  
Jones, Ray, 1958  
Jones, Ron, 1974-75-76-77  
Jones-Young, Kimani, 1995-96-97  
Jordan, Orval, 1973

## K

Kahn, Louis, 1939-40  
Kennedy, Holcombe, 1929  
Kennedy, Virgil, 1981-82  
Keton, Frank, 1973  
Key, Francis, 1930  
Kilgore, Marvin, 2007-08  
Kimble, Will, 2005-06  
King, Charles, 1928  
Kingsley, Paul, 1950  
Klink, Sammie, 1942  
Knight, Bobby, 1959  
Krutilek, George, 1933

## L

Lambert, Riley, 2006  
Lance, Don, 1940-41-42  
Lang, Cedrick, 2012  
Lassister, Newton, 1940-41-42  
Lattin, David, 1966-67  
Lazeres, Loving, 1928  
Ledbetter, Ollie, 1968  
Lesley, Bobby, 1962-63  
Leyva, Pete, 1942-43  
Light, Ed, 1936-37



# [ALL-TIME LETTERWINNERS]

Lockhart, Kent, 1982-83-84-85  
 Lopez, Manny, 1932  
 Lowry, Mitchell, 1937  
 Lucas, Victor, 1999-00-01-02  
 Lynum, Ed, 1973-74-75

## M

MacDonald, Howard, 1968-69  
 Magruder, Gayler, 1920  
 Major, Dennis, 1962  
 Majors, Gene, 1954-55-56  
 Maines, Bobby, 1953-54-55  
 Manaker, Charles, 1941-42  
 Manuel, Keith, 1988  
 Martin, Don, 1958-59  
 Martin, Luke, 2002  
 Mason, A.J., 1954-55-56  
 Matheson, Riley, 1938-39  
 Mathesus, Carlos, 1938  
 Mattear, Darius, 2003-04  
 Matthews, Ed, 1937  
 Maud, Oliver, 1924-25  
 Maxey, Marlon, 1990-91-92  
 May, O.P., 1937  
 Mayhew, Hayden, 1931  
 McAlpine, Dick, 1954-55-56-57  
 McBride, William, 1972  
 McCall, Mark, 1988-89-90-91  
 McCarthy, Jack, 1940-41  
 McCulley, Gabriel, 2008-09-11-12  
 McDuffen, Mike, 1979-80  
 McKenny, Henry, 1920  
 McKoy, Rodney, 1989  
 McRae, Eggie, 1999-00  
 Meadows, Leonard, 1931  
 Melvin, Johnny, 1989, 1991-92-93  
 Mendoza, Javier, 1999-00  
 Mewhorter, Bill, 1946  
 Meyer, Kenneth, 1952  
 Milner, Walter, 1931-32-33-34  
 Molix, Darold, 1978-79-80  
 Monzan, Mike, 1949  
 Moore, Malcolm, 2012  
 Moore, Ned, 1954-55-56  
 Moore, Ross, 1937-38  
 Moorehead, Ken, 1954-55-56  
 Mora, Salvador, 1938-39-40  
 Moreno, Edgar, 2006  
 Moultrie, Arnett, 2009-10  
 Mullahon, Jarvis, 1999-00  
 Mullen, Lynn, 1952  
 Murphy, Brent, 2004-05-06  
 Myers, Dick, 1966-67

## N

Neal, Chris, 2001-02  
 Nelson, Harve, 1929  
 Nelson, Jack, 1924-25-26  
 Nelson, Rico, 1997-98-99-00  
 Neugebauer, Frank, 1931  
 Niland, Bill, 1936  
 Nix, Art, 1925

## O

O'Donnell, Tom, 1931  
 Ohlemacher, Nelson, 1948-49-50  
 Outlaw, James, 1925  
 Owens, Leonard, 2001-02

## P

Paden, Jack, 1935-36-37  
 Page, L.O., 1933-34-35-36  
 Palacio, David, 1966-67  
 Patteroster, Jim, 1949  
 Patterson, Pat, 1925-26  
 Pauling, Tom, 1975-76-77  
 Paulk, Ronnie, 1960  
 Payne, John, 1929-30-31  
 Payne, Val, 1936  
 Pena, Don, 1953  
 Pennington, Barry, 1938  
 Perez, Michael, 2011-12  
 Perez, Santos, 1947-48-49-50  
 Perry, Kevin, 2012  
 Persen, Earl, 1934  
 Pippin, Harold, 1930  
 Polk, Christian, 2010-11  
 Poole, Jake, 1974-75-76-77  
 Porras, Francisco, 1945  
 Portalatin, Wayne, 2008-09-10-11  
 Porter, Jack, 1954-55-56-57  
 Portis, John, 1992-93  
 Pou, Garvice, 1934  
 Prewitt, Ted, 1953  
 Primozich, Jeremy, 1995-96

## Q

Quimby, Mike, 1970-71

## R

Radford, Louis, 1998  
 Ragland, Jalen, 2012  
 Railey, Togo, 1964-65-67  
 Ramalho, Victor, 2007-08  
 Ramsey, Doug, 1941  
 Ramsey, Greg, 1941, 1947  
 Randle, Donta, 1997

Ray, Jerry, 1961-62  
 Rechy, Yvan, 1947-48-49-50  
 Redmond, Dick, 1943  
 Reyes, Alejandro, 1934  
 Reynolds, Fred, 1980-81-82, 1984  
 Rheilheimer, Oscar, 1920  
 Rice, Bob, 1940-41-42  
 Richards, Earl, 1947-48-49  
 Richards, Walt, 1969  
 Richardson, Nolan, 1961-62-63  
 Richmond, Mike, 1986-87  
 Rike, Bill, 1939-40-41  
 Rivera, Eddie, 1992-93  
 Rivera, Filiberto, 2004-05  
 Roberts, Victor, 1945  
 Robertson, Jeff, 1983  
 Robinson, Leland, 1948-49  
 Rogers, Gerald, 1951-52  
 Rogers, Jack, 1932  
 Roland, Bobby, 1965  
 Rush, Arlandis, 1989-90  
 Russell, Cliff, 1977  
 Ruud, John, 1968-69-70

## S

Sada, Willie, 1929  
 Saffle, John, 1973-74-75-76  
 Salcido, Gilbert, 1939  
 Salem, Albert, 1947  
 Salem, Fred, 1942  
 Sampson, Jeremy, 2007-08  
 Samuels, Sam, 1969-70  
 Sanders, Alton, 1997-98  
 Sanders, Jon, 1957-58-59  
 Sandle, Chris, 1987-88  
 Shaw, Donald, 1951  
 Shed, Nevil, 1965-66-67  
 Shockley, Ron, 1963-64-65  
 Skousen, Greer, 1947-48  
 Smallwood, Roy, 2000-01-02, 2004  
 Smith, Ben, 1925  
 Smith, Fred, 1961  
 Smith, Juden, 1982, 1984-85-86  
 Smith, Kevin, 1997  
 Smith, Lee, 1926  
 Smith, Pearson, 2007-08  
 Smith, William, 1997-98-99-00  
 Sord, Bill, 1946  
 Speight, Corey, 2007-08  
 Spillar, Jeff, 1994-95-96-97  
 Stallworth, Terry, 1986-87-88  
 St. Amant, Giovanni, 2003-04-05  
 Steele, Thad, 1929  
 Stren, Nathan, 1933  
 Sterrett, Ted, 1961-62-63  
 Stevens, Ken, 1946-47  
 Stevens, Ray, 1955  
 Stewart, Fred, 1929

Stewart, Brian, 2001-02  
 Stewart, Len, 1969-70  
 Stewart, Prince, 1988-89-90, 1992  
 Stice, Kenneth, 1938-39  
 Stitt, Jack, 1937  
 Stoglin, Andy, 1963-64-65  
 Stone, Julyan, 2008-09-10-11  
 Streeter, Jacques, 2012  
 Strong, Myron, 2010  
 Sullivan, Johnny, 1933  
 Switzer, Mike, 1968-69-70  
 Sylvester, Don, 1961

## T

Taylor, Gordon, 1961-62  
 Telford, 1940  
 Thomas, Maurice, 2006-07  
 Thomas, Omar, 2004-05  
 Thomas, Quenton, 1998  
 Thompson, Dudley, 1945-46  
 Thompson, Rick, 1980-81  
 Tofi, John, 2003-04-05-06  
 Tolen, Al, 1960-61  
 Tollette, Jason, 1997-98  
 Tompkins, Bill, 1952-53  
 Toone, Herbert, 1939  
 Toren, Tony, 1963  
 Travis, Brooks, 1933-34  
 Travis, Buddy, 1951  
 Tredennick, Steve, 1963-64-65  
 Turner, Bill, 1982  
 Tuner, Matt, 1960  
 Turner, Quincy, 1986  
 Turrentine, Bob, 1945

## V

Vandivort, Parker, 1998-99-00-01  
 Vanley, Will, 1976-77  
 Van Dyke, David, 1989-90-91-92  
 Vann, Ples, 1969-70  
 Vanwright, Dale, 2007  
 Vargas, George, 2000  
 Vaughn, Danny, 1961-62-63  
 Vaughn, Ed, 1952-53  
 Victoriano, Justino, 2002-03  
 Vollintine, Don, 1959-60

## W

Wade, B.J., 1997-98  
 Wafer, Jimmie, 1973  
 Walker, Byron, 1982-83  
 Wallace, Tom, 1950  
 Walters, Chris, 1991  
 Warden, Milton, 1928-29  
 Warner, Rick, 1971

Washburn, Julian, 2012  
 Washington, Marvin, 1985-86  
 Watts, Tavaris, 2008-09  
 Wayne, Julius, 1980-81  
 Weaver, Carroll, 1932-33  
 Webb, Jim, 1950  
 Weiss, Marcus, 1928-29  
 White, Andrew, 1968-69  
 White, Terry, 1979-80-81-82  
 Whitlock, Danny, 1971-72  
 Wilkenfelt, Allen, 1932-33  
 Williams, Bert, 1947-48-49-50  
 Williams, Eddie, 1988  
 Williams, Jason, 2004-05-06  
 Williams, Jeremy, 2010-11  
 Williams, Lee, 1993  
 Williams, Ted, 1975-76  
 Wilson, Gary, 1979-80  
 Wolfram, Brandon, 1998-99-00-01  
 Worsley, Willie, 1966-67-68  
 Wright, Robert, 1972

## Y

Yarbor, Mike, 1940-41  
 Yellen, Steve, 1978-79-80-81

Active players in bold

# [ALL-TIME JERSEY NUMBERS]

## 00

Rick Thompson, Don Bronson, Tremaine Fuqua, Kareem Cooper

## 1

Jason Williams, Corey Speight, Arnett Moultrie

## 2

Brent Murphy, Pearson Smith, Jason Jones, Tyler Tafoya, Darius Nelson, Jalen Ragland

## 3

Von Bennett, Lee Williams, Carl Davis, Donta Randle, Chris Neal, Brandon Clausen, Joe Devance, Kelvin Davis, Malik Alvin, Randy Culpepper

## 4

Arlandis Rush, Phil Crocker, Alton Sanders, Leonard Owens, Giovanni St. Amant, Edgar Moreno, Tavaris Watts, Derrick Character, Julian Washburn

## 5

Sharif Fajardo, Roy Smallwood, Julyan Stone, C.J. Cooper

## 10\*

Willie Gager, Kenny John, Tony Vasquez, Danny Whitlock, Rick Harris, Otis Jackson, Ted Williams, Mike Heathington, Gary Wilson, Luster Goodwin, Tim Hardaway, Joe Griffin, Gym Bice, Jeff Spillar, Victor Contreras, Parker Vandivort, Chris Craig, Miguel Ayala, Walter Hairston, Julian Washburn

## 11

A.J. Mason, Don Martin, Al Tolen, Bobby Lesley, Bob Dibler, Willie Gager, Mike McDuffen, Virgil Kennedy, Quintan Gates, Eddie Williams, Rodney McKoy, Chris Perez, Eddie Rivera, Alex Davis, Rico Nelson, Montrel Allen, Luke Martin, Thomas Gehrke, Kevin Henderson, Blaise Ffrench, Myron Strong, Jacques Streeter

## 12

Alvis Glidewell, Ed Haller, Hans Fields, Jimmy Evans, Teddy Barnes, Tony Harper, Sam Samuels, Stanley Milton, Steve Hegens, Frank Keton, Ron Jones, Lenny Cotton, Milton Jarrels, Hector Gonzales, Chris Neal, Omar Duran, Colt Tharpe, Stefon Jackson

## 13


Ned Moore, Jimbo Bowden, Byron Walker, Quincy Turner, Prince Stewart, Shawn Gray, Kimani Jones-Young, Louis Radford, Wayne Portalatin, McKenzie Moore

## 14\*

Wayne Jones, Don Vollintine, Jerry Ray, Tony Toren, Bobby Roland, Bobby Joe Hill, Nate Archibald\*, Beto Bautista, Tom Pauling, Steve Yellen

## 15

Dick McAlpine, Bob Laraba, Jim Holmes, David Palacio, Earl Fuller, Julius Wayne, George Vargas, Antone Jarrell, Josh Johnston, Dale Vanwright, Manuel Cass, Jalen Ragland



## 20

Billy Rex Johnson, Richard McAlpine, Kenny John, John Ruud, Dick Hunsaker, Jake Poole, Joe Garrett, Terry White, Wayne Campbell, Henry Hall, John Portis, Eddie Cruea, Mark Ingles, Victor Lucas, Ervin Youmans, Isaac Gordon

## 21

Ed Vaughn, Alvis Glidewell, Don Burgess, Ernest Campbell, Jerry Armstrong, Juden Smith, Darryl Christopher, Jamal Hill, Jason Tollette, Stafford Gunning, Joe Devance, Filiberto Rivera, Chano Rashiduddin, John Bohannon

## 22

Ed Garner, Gene Majors, Harold Holmes, Bob Davis, Ted Sterrett, Louis Baudoin, David Palacio, Andrew White, Mike Quimby, Gus Bailey, Harry Tyler, Eric Alexander, Jeep Jackson

## 23

Ray Stevens, Gordon Shepherd, Forrest, John Corcoran, Fred Smith, Danny Vaughn, Orsten Artis, Anthony Bailey, Lemuel Clanton, Chris Blocker, Ralph Davis, Dwayne Edwards, Nick Enzweiler, Darius Mattear, Vernon Carr, Gabriel McCulley, Hooper Vint

## 24

Gene Odell, A.J. Mason, Jack Burgess, Benny Carver, Don Sylvester, Willie Brown, Togo Railey, Bobby Hill, Willie Worsley, Jimmy Wafer, Charlie Draper, Tim Crenshaw, Anthony Bailey, Terry Stallworth, Chris Walters, Bryan Barnes, Kevin Beal, Jarvis Mullahan, Marvin Kilgore, Tavaris Watts, Marcus Ruppel, Michael Perez, Tyler Tafoya

## 25\*

Jim Babers, Charlie Brown, Major Dennis, Steve Tredennick, Togo Railey, Kent Lockhart, Chad Williams, Marlon Maxey, Fernie Hernandez, Jose Escobedo, Eugene Costello, Josh Gutierrez, Franklin Jones, Tim Jacobs, Konner Tucker

## 28

Howard Creamer

## 30

Don Pena, Herbert Slaughter, Togo Railey, Tom Issac, Rick Warner, Willie McBride, John Saffle, Wayne Hollins, Jeff Roberson, Merle Heimer, Mark McCall, Antoine Gillespie, Victor Lucas, Ervin Youmans, Isaac Gordon

## 31

Jon Sanders, Joe Esquivel, Dickie John, Andy Stogun, Dick Myers, Oscar Barcena, Kevin Hill, Fred Reynolds, Kevin Hamilton, David Dallas, Graham Davies, William Smith, Maurice Thomas, Eric Muñoz, Cedrick Lang

## 32

Charles Gallagher, Cecil Brown, Brian Carpenter, Nevil Shed, John Ruud, Walter Richards, Greg Davis, Rudy Alvarez, Bobby Summers, Jim Bowden, Fred Reynolds, Chris Sandle, Johnny Melvin, Drew Price, Stanley Branch, Claude Britten, Hooper Vint, Chris Washburn

## 33

Chuck Gallagher, Gene Majors, Bob Finn, Bobby Knight, Bob Laraba, John Gilbert, Gordon Taylor, Billy Maddox, Nevil Shed, Roshern Amie, Dave Feitl, Sean Harris, Merle Heimer, Roy Howard, Jon Bomba, Leviticus Williamson, Joe Devance, Omar Thomas, Riley Lambert, Jeremy Sampson, Kevin Perry, Twymond Howard

## 34

Tommy Crittenden, Bobby Maines, Jack Porter, Phil Eaton, Mike Echols, Tony Marino, Bob Doyle, Emilio Corral, Howard Anderson, James Edmonson, Antonio Davis, George Banks, Darren Clarke, Jeremy Williams

## 35

Ken Morehead, Eggie McRae, Brian Stewart

## 36

D.W. Derfelt

## 40

Elvin McDowell, Dick Myers, Tom Issac, Tony Marino, Dick Gibbs, Ed Lyum, Will Vanley, Damion Gosa, Rico Nelson, Quenton Thomas, John Tofi, Tony Baker

## 41

Doug Funk, Paul Hines, Ron Shockley, Christian Polk, Tyler Tafoya, Matt Willms

## 42\*

Jim Babers, Doug Boulware, Jerry Gilley, Nolan Richardson, Charlie Banks, Bill Clingan, Gary Crowell, Scott English, Charlie Brakes, Gary Brewster, Larry Gilbert, Paul Van Doome, Phil Gates, Rod Nealy, Keith Manuel, Francis Ezenwa, Jeff Deal, B.J. Wade

## 43

Jerry Gilley, David Lattin, Paul Cunningham, Marvin Washington, Jeremy Primozech, Damond Gregory, Clifford Johnston

## 44

Gene Harrison, Ned Moore, Bobby Joe Hill, Harry Flournoy, Phil Harris, Ples Vann, Scott English, Orval Jordan, Roy Dishroon, Anthony Burns, Donnell Allen, Jerry Jones, Greg Foster, David Dick, Jeff Spillar, Alex Anthis, Malcolm Moore

## 45\*

Jim Barnes\*, Wayne Hollins

## 46

Bill Humphrey, Harlan Cansler

## 48

Bill Brewer, Billy Gregory

## 50

Fred Carr, Mike Switzer, Dave Borup, James Forbes, Kevin Hill, Cliff Russell, Mike Richmond, Shelton Boykin, JoJo Garcia, Javier Mendoza, Justino Victoriano, Victor Ramalho

## 52

Ollie Ledbetter, Warren Rothstein, Jethro Hills, Harry Tyler, Scott Wynn, Kevin Hill, David Van Dyke, Will Kimble

## 54

Howard McDonald, Len Stewart, Bob Wright, Clarence Martin, Calvin Hale, Wayne Marks

## 55

Darold Molix, D'Von Campbell

This list includes jersey numbers worn by current and former UTEP players from 1953 to the present. Bold indicates active players.

\* Indicates the number has been retired



# [ANNUAL SEASON STATISTICS]

## 1947-48\* (13-16, 6-10 Border Conference)

Head Coach: Ross Moore

PLAYER	G	MP	FG-FGA	PCT	FT-FTA	PCT	REB-AVG	PF	DQ	A	T	B	S	PTS-AVG
Mike Izquierdo (Sr.)	29	-	144-na	-	87-130	.669	-	63	-	-	-	-	-	375-12.9
Santos Perez (So.)	29	-	109-na	-	56-90	.622	-	52	-	-	-	-	-	274-9.5
Ventura Iroballi (Sr.)	29	-	95-na	-	33-50	.660	-	67	-	-	-	-	-	223-7.7
Nelson Ohlemacher (So.)	29	-	72-na	-	54-99	.545	-	68	-	-	-	-	-	198-6.8
Tom Chavez (Sr.)	29	-	32-na	-	35-55	.636	-	72	-	-	-	-	-	99-3.4
Earl Richards (Sr.)	29	-	36-na	-	11-30	.367	-	37	-	-	-	-	-	83-2.9
Yvan Rechy (Sr.)	29	-	32-na	-	8-17	.471	-	24	-	-	-	-	-	72-2.5
Greer Skousen (Sr.)	29	-	28-na	-	12-24	.583	-	47	-	-	-	-	-	70-2.4
Al Franco (Sr.)	29	-	26-na	-	13-22	.591	-	25	-	-	-	-	-	65-2.2
Bert Williams (So.)	29	-	26-na	-	10-23	.435	-	14	-	-	-	-	-	62-2.1
Abe Franco (Sr.)	29	-	10-na	-	12-16	.750	-	7	-	-	-	-	-	32-1.1
Robert Mena (Fr.)	29	-	13-na	-	2-3	.667	-	7	-	-	-	-	-	28-1.0
Albert Salem (Fr.)	29	-	5-na	-	4-5	.800	-	5	-	-	-	-	-	14-0.5
Ralph Brewster (Fr.)	29	-	3-na	-	0-0	.000	-	0	-	-	-	-	-	6-0.2
Robert Montoya (Fr.)	29	-	1-na	-	2-2	1.000	-	3	-	-	-	-	-	4-0.1
Leland Robinson (Fr.)	29	-	1-na	-	2-3	.667	-	6	-	-	-	-	-	4-0.1
Jim DeGroat (Fr.)	29	-	0-na	-	1-3	.333	-	3	-	-	-	-	-	1-0.1
Totals	29	-	633-na	-	342-572	.598	-	500	-	-	-	-	-	1608-55.4
Opponents	29	-	599-na	-	349-627	.557	-	486	-	-	-	-	-	1549-53.4

## 1948-49\* (8-12, 7-9 Border Conference)

Head Coach: Dale Waters

PLAYER	G	MP	FG-FGA	PCT	FT-FTA	PCT	REB-AVG	PF	DQ	A	T	B	S	PTS-AVG
Santos Perez (Sr.)	18	-	47-na	-	64-90	.711	-	45	-	-	-	-	-	158-8.8
Nelson Ohlemacher (So.)	18	-	58-na	-	38-63	.603	-	45	-	-	-	-	-	154-8.6
Ventura Iroballi (Sr.)	18	-	63-na	-	21-34	.618	-	29	-	-	-	-	-	147-8.2
Yvan Rechy (Sr.)	18	-	54-na	-	31-59	.525	-	62	-	-	-	-	-	139-7.7
Abe Franco (So.)	18	-	53-na	-	20-49	.408	-	34	-	-	-	-	-	126-7.0
Bert Williams (Sr.)	18	-	21-na	-	17-26	.654	-	10	-	-	-	-	-	59-3.3
Earl Richards (Sr.)	18	-	22-na	-	8-21	.381	-	35	-	-	-	-	-	52-2.9
Al Franco (So.)	18	-	8-na	-	6-6	1.000	-	2	-	-	-	-	-	22-1.2
Lindy Bluth (Fr.)	8	-	6-na	-	5-14	.357	-	15	-	-	-	-	-	17-2.1
Jim Patemoster (Fr.)	9	-	4-na	-	2-5	.400	-	5	-	-	-	-	-	10-1.1
Verlyn Phillips (Fr.)	8	-	3-na	-	4-10	.400	-	9	-	-	-	-	-	10-1.3
James Webb (Fr.)	5	-	1-na	-	1-1	1.000	-	0	-	-	-	-	-	3-0.6
Robert Mena (So.)	9	-	0-na	-	0-2	.000	-	6	-	-	-	-	-	0-0.0
Totals	18	-	340-na	-	217-380	.571	-	297	-	-	-	-	-	903-50.2
Opponents	18	-	380-na	-	186-345	.539	-	322	-	-	-	-	-	1015-56.4

## 1949-50\* (7-13, 5-11 Border Conference)

Head Coach: Ross Moore

PLAYER	G	MP	FG-FGA	PCT	FT-FTA	PCT	REB-AVG	PF	DQ	A	T	B	S	PTS-AVG
D.W. Harkins (Sr.)	30	-	128-415	.308	80-112	.714	-	82	-	-	-	-	-	336-11.2
Nelson Ohlemacher (Sr.)	30	-	99-301	.329	90-161	.559	-	71	-	-	-	-	-	288-9.6
Santos Perez (Sr.)	30	-	79-238	.332	76-103	.738	-	75	-	-	-	-	-	234-7.8
Bert Williams (Sr.)	30	-	74-235	.315	66-105	.629	-	70	-	-	-	-	-	214-7.1
Abe Franco (Sr.)	29	-	65-222	.293	49-82	.598	-	43	-	-	-	-	-	179-6.2
Merrill Autry (So.)	26	-	55-186	.296	54-91	.593	-	55	-	-	-	-	-	164-6.3
Wayne Ford (Sr.)	28	-	59-190	.311	26-58	.448	-	43	-	-	-	-	-	144-5.1
Others	30	-	75-228	.329	41-79	.519	-	78	-	-	-	-	-	191-6.4
Totals	30	-	634-2015	.314	482-791	.609	-	517	-	-	-	-	-	1750-58.3
Opponents	30	-	-	-	-	-	-	-	-	-	-	-	-	1729-57.6

## 1950-51 (10-15, 4-12 Border Conference)

Head Coach: Don Waters

PLAYER	G	MP	FG-FGA	PCT	FT-FTA	PCT	REB-AVG	PF	DQ	A	T	B	S	PTS-AVG
Gerald Rogers (Sr.)	25	-	154-317	.486	142-219	.648	-	77	8	-	-	-	-	450-18.0
Wayne Ford (Sr.)	25	-	129-383	.337	68-97	.701	-	58	4	-	-	-	-	326-13.0
Buddy Travis (Sr.)	23	-	119-318	.374	84-103	.816	-	80	9	-	-	-	-	322-14.0
D.W. Harkins (Sr.)	25	-	103-311	.331	55-79	.696	-	84	6	-	-	-	-	261-10.4
Merrill Autry (Sr.)	23	-	82-234	.350	76-106	.717	-	90	11	-	-	-	-	240-10.4
Billy Rex Johnson (So.)	25	-	21-59	.356	7-13	.538	-	28	1	-	-	-	-	49-2.0
John Connell (Sr.)	17	-	16-43	.372	16-29	.552	-	45	2	-	-	-	-	48-2.8
Dick Myklebust (Fr.)	17	-	5-13	.385	2-3	.667	-	9	0	-	-	-	-	12-0.7
Clarence Burnham (Fr.)	18	-	4-13	.308	3-7	.429	-	17	0	-	-	-	-	11-0.6
Hugh Cardon (Fr.)	9	-	2-6	.333	2-5	.400	-	3	0	-	-	-	-	6-0.7
Bill Basden (Fr.)	11	-	1-3	.333	0-1	.000	-	7	0	-	-	-	-	2-0.2
Don Shaw (Fr.)	8	-	0-4	.000	0-2	.000	-	0	0	-	-	-	-	0-0.0
Totals	25	-	636-1704	.373	445-664	.670	-	498	41	-	-	-	-	1727-69.1
Opponents	25	-	700-na	-	382-na	-	-	567	-	-	-	-	-	1741-69.6

## 1951-52 (8-17, 6-8 Border Conference)

Head Coach: Don Waters

PLAYER	G	MP	FG-FGA	PCT	FT-FTA	PCT	REB-AVG	PF	DQ	A	T	B	S	PTS-AVG
Gerald Rogers (Sr.)	25-24	-	136-270	.504	105-171	.614	-	74	6	-	-	-	-	377-15.1
Merrill Autry (Sr.)	25-22	-	94-265	.355	101-137	.737	-	84	8	-	-	-	-	289-11.6
Ed Vaughn (Fr.)	24-7	-	94-232	.405	26-31	.839	-	52	0	-	-	-	-	214-8.9
Bill Tompkins (Fr.)	24-21	-	75-264	.284	43-61	.705	-	89	10	-	-	-	-	193-8.0
Lynn Mullen (So.)	25-15	-	57-162	.352	28-48	.583	-	27	0	-	-	-	-	142-5.7
Bill Brewer (Fr.)	13-13	-	30-85	.353	27-54	.500	-	44	4	-	-	-	-	87-6.7
Paul Branch (So.)	25-3	-	23-91	.253	12-24	.500	-	45	0	-	-	-	-	58-2.3
Billy Rex Johnson (Sr.)	25-3	-	19-62	.306	8-9	.889	-	37	1	-	-	-	-	46-1.8
Bill Boyer (Sr.)	13-5	-	12-29	.414	4-10	.400	-	35	3	-	-	-	-	28-2.2
Bill Humphrey (Sr.)	22-2	-	8-32	.250	8-10	.800	-	38	5	-	-	-	-	24-1.1
Kenneth Meyer (Fr.)	15-2	-	4-17	.235	2-5	.400	-	16	0	-	-	-	-	10-0.7
Howard Creamer (Fr.)	25-2	-	3-9	.333	3-6	.500	-	7	0	-	-	-	-	9-0.4
Tom Crittenden (Fr.)	15-1	-	2-5	.400	3-3	1.000	-	1	0	-	-	-	-	7-0.5
Totals	25-25	-	557-1523	.366	370-569	.650	-	549	37	-	-	-	-	1484-59.4
Opponents	25-25	-	640-na	-	380-587	.647	-	540	-	-	-	-	-	1659-66.4

## 1952-53\* (5-21, 4-14 Border Conference)

Head Coach: Don Waters

PLAYER	G	MP	FG-FGA	PCT	FT-FTA	PCT	REB-AVG	PF	DQ	A	T	B	S	PTS-AVG
Bill Brewer (So.)	26	-	107-na	-	171-244	.701	-	115	15	-	-	-	-	385-14.8
Jim Babers (Fr.)	26	-	88-183	.481	67-91	.736	-	101-3.9	86	8	-	-	-	243-9.4
John Connell (Sr.)	26	-	84-na	-	75-107	.701	-	107	13	-	-	-	-	243-9.4
Ed Garner (Sr.)	15	-	73-na	-	53-64	.828	-	43	2	-	-	-	-	199-13.3
Ed Vaughn (Sr.)	26	-	64-na	-	53-62	.855	-	37	1	-	-	-	-	181-7.0
Billy Rex Johnson (Sr.)	26	-	58-na	-	61-80	.763	-	86	9	-	-	-	-	177-6.8
Gene Harrison (Fr.)	10	-	21-na	-	15-27	.556	-	29	2	-	-	-	-	57-5.7
Others	26	-	38-na	-	51-na	-	-	86	-	-	-	-	-	127-4.9
Totals	26	-	533-na	-	564-776	.727	-	589	*50	-	-	-	-	1612-62.0
Opponents	26	-	667-na	-	586-na	-	-	561	-	-	-	-	-	1920-73.8

## 1953-54 (8-14, 4-8 Border Conference)

Head Coach: George McCarty

# [ANNUAL SEASON STATISTICS]

## 1957-58 (14-10, 5-6 Border Conference)

Head Coach: George McCarty

Player	G	MP	FG-FGA	Pct	FF-FTA	Pct	Reb-Avg	PF	DQ	A	T	B	S	Pts-Avg
Charlie Brown (Jr.)	23	—	147-344	.427	72-112	.643	184-8.0	—	—	—	—	—	—	366-15.9
Wayne Jones (Sr.)	23	—	117-298	.393	26-40	.650	130-5.7	—	—	—	—	—	—	260-11.3
Jon Sanders (Jr.)	23	—	102-240	.425	24-39	.615	116-5.0	—	—	—	—	—	—	228-9.9
Don Burgess (Fr.)	19	—	54-126	.429	44-57	.772	89-4.7	—	—	—	—	—	—	152-8.0
Harold Holmes (Fr.)	6	—	18-37	.486	11-18	.611	46-7.7	—	—	—	—	—	—	47-7.7
Jack Burgess (Jr.)	20	—	62-182	.341	28-49	.571	119-6.0	—	—	—	—	—	—	152-7.6
Hans Fields (So.)	19	—	28-76	.368	24-38	.632	58-3.1	—	—	—	—	—	—	80-4.2
Jerry Gilley (So.)	22	—	29-87	.333	16-29	.552	54-2.5	—	—	—	—	—	—	74-3.4
Don Martin (Jr.)	13	—	11-41	.268	9-14	.643	22-1.7	—	—	—	—	—	—	31-2.4
Cecil Brown (Sr.)	16	—	14-36	.389	6-15	.400	9-0.6	—	—	—	—	—	—	34-2.1
Bob Laraba (Jr.)	4	—	3-8	.375	2-3	.667	5-1.3	—	—	—	—	—	—	8-2.0
Forrest (Jr.)	4	—	2-7	.286	3-5	.600	4-1.0	—	—	—	—	—	—	7-1.7
Robert Knight (Jr.)	3	—	2-11	.182	1-4	.250	5-1.7	—	—	—	—	—	—	5-1.7
Totals	23	—	589-1493	.395	266-423	.627	841-36.5	—	—	—	—	—	—	1444-62.7
Opponents	23	—	563-1504	.374	288-429	.671	848-36.9	—	—	—	—	—	—	1414-61.5

## 1958-59 (14-9, 6-2 Border Conference)

Head Coach: George McCarty

Player	G	MP	FG-FGA	Pct	FF-FTA	Pct	Reb-Avg	PF	DQ	A	T	B	S	Pts-Avg
Charlie Brown (Sr.)	23	—	134-335	.399	93-134	.694	180-7.8	—	—	—	—	—	—	361-15.7
Jon Sanders (Sr.)	22	—	140-331	.424	32-41	.780	73-3.3	—	—	—	—	—	—	312-14.1
Don Burgess (So.)	23	—	94-225	.418	86-115	.748	137-5.9	—	—	—	—	—	—	274-11.9
Jack Burgess (Sr.)	22	—	84-165	.509	30-44	.682	131-5.9	—	—	—	—	—	—	198-9.0
Don Martin (Sr.)	22	—	45-103	.437	58-81	.671	62-2.8	—	—	—	—	—	—	148-6.7
Hans Fields (Jr.)	21	—	44-139	.317	41-76	.539	117-5.5	—	—	—	—	—	—	129-6.1
Don Vollintine (Jr.)	13	—	9-38	.237	15-23	.652	24-1.8	—	—	—	—	—	—	33-2.5
John Corcoran (Jr.)	8	—	2-12	.167	5-10	.500	9-1.1	—	—	—	—	—	—	9-1.1
Jerry Gilley (Jr.)	15	—	3-20	.150	7-13	.538	14-0.9	—	—	—	—	—	—	13-0.9
Bobby Knight (Sr.)	9	—	3-10	.300	0-0	.000	12-1.3	—	—	—	—	—	—	6-0.7
Bob Laraba (Sr.)	1	—	0-2	.000	0-1	.000	1-1.0	—	—	—	—	—	—	0-0.0
Totals	23	—	558-1374	.406	367-539	.680	821-35.6	—	—	—	—	—	—	1483-64.4
Opponents	23	—	495-1245	.397	383-593	.645	824-35.8	—	—	—	—	—	—	1373-59.6

## 1959-60 (6-19, 1-9 Border Conference)

Head Coach: Harold Davis

Player	G	MP	FG-FGA	Pct	FF-FTA	Pct	Reb-Avg	PF	DQ	A	T	B	S	Pts-Avg
All Tolen (Jr.)	25	—	196-467	.419	115-161	.714	136-5.4	—	—	—	—	—	—	507-20.3
Bob Davis (Jr.)	21	—	100-266	.376	40-66	.606	180-8.6	—	—	—	—	—	—	240-11.4
Don Burgess (Jr.)	25	—	87-253	.344	91-120	.758	189-7.6	—	—	—	—	—	—	265-10.6
Don Vollintine (Sr.)	25	—	98-293	.334	38-62	.613	112-4.5	—	—	—	—	—	—	234-9.4
Doug Funk (Jr.)	15	—	32-81	.395	25-32	.781	108-7.2	—	—	—	—	—	—	89-6.0
Benny Carver (Jr.)	21	—	33-118	.284	33-46	.705	43-2.1	—	—	—	—	—	—	99-4.9
John Gilbert (Jr.)	10	—	13-49	.265	18-34	.529	48-4.8	—	—	—	—	—	—	44-4.4
John Corcoran (Sr.)	25	—	33-92	.359	31-62	.500	93-3.8	—	—	—	—	—	—	97-3.9
Joe Esquivel (So.)	22	—	29-81	.358	11-18	.611	32-1.5	—	—	—	—	—	—	69-3.1
Jerry Gilley (Sr.)	21	—	12-36	.333	7-13	.500	22-1.0	—	—	—	—	—	—	32-1.5
Totals	25	—	633-1729	.364	410-618	.661	1125-45.0	—	—	—	—	—	—	1676-67.4
Opponents	25	—	708-1765	.401	470-694	.681	1235-49.4	—	—	—	—	—	—	1886-75.4

## 1960-61 (12-12, 4-6 Border Conference)

Head Coach: Harold Davis

Player	G	MP	FG-FGA	Pct	FF-FTA	Pct	Reb-Avg	PF	DQ	A	T	B	S	Pts-Avg
Nolan Richardson (So.)	21	—	181-433	.419	80-124	.645	193-9.2	67	—	—	—	—	—	442-21.0
All Tolen (Sr.)	24	—	191-469	.404	97-141	.688	277-11.5	59	—	—	—	—	—	479-20.0
Don Burgess (Sr.)	24	—	90-219	.411	87-119	.731	156-6.5	70	—	—	—	—	—	267-11.1
Gordon Taylor (Jr.)	24	—	89-189	.471	59-92	.641	56-2.3	64	—	—	—	—	—	237-9.9
Paul Hines (Jr.)	23	—	73-127	.336	48-80	.600	98-4.1	61	—	—	—	—	—	194-8.1
Ted Sterrett (So.)	24	—	42-136	.309	30-54	.556	207-9.0	63	—	—	—	—	—	114-5.0
Jerry Ray (Jr.)	24	—	44-129	.341	17-31	.548	54-2.3	53	—	—	—	—	—	105-4.4
Fred Smith (Jr.)	20	—	10-40	.250	13-17	.765	25-1.3	12	—	—	—	—	—	33-1.7
Jimmy Evans (So.)	9	—	4-15	.267	5-6	.833	13-1.4	7	—	—	—	—	—	13-1.4
Don Sylvester (Fr.)	6	—	2-11	.182	4-5	.800	4-0.7	7	—	—	—	—	—	8-1.3
Joe Esquivel (Jr.)	9	—	2-10	.200	0-1	.000	6-0.7	8	—	—	—	—	—	4-0.4
Totals	24	—	728-1868	.390	440-670	.657	1280-53.3	471	—	—	—	—	—	1896-79.0
Opponents	24	—	723-1811	.398	482-675	.716	1278-53.3	471	—	—	—	—	—	1928-80.3

## 1961-62 (18-6, 5-3 Border Conference)

Head Coach: Don Haskins

Player	G	MP	FG-FGA	Pct	FF-FTA	Pct	Reb-Avg	PF	DQ	A	T	B	S	Pts-Avg
Willie Brown (Jr.)	24	—	145-320	.453	85-113	.752	129-5.4	60	—	—	—	—	—	375-15.6
Nolan Richardson (Jr.)	24	—	139-334	.416	48-85	.565	189-7.9	69	—	—	—	—	—	326-13.6
Bobby Lesley (Jr.)	24	—	94-219	.429	64-93	.688	59-2.5	47	—	—	—	—	—	252-10.5
Bobby Joe Hill (Jr.)	24	—	92-215	.428	51-101	.505	215-9.0	66	—	—	—	—	—	235-9.8
Danny Vaughn (Jr.)	24	—	62-172	.360	28-47	.596	170-7.1	51	—	—	—	—	—	151-6.3
Gordon Taylor (Sr.)	24	—	48-115	.417	43-69	.623	58-2.4	42	—	—	—	—	—	139-5.8
Ted Sterrett (Jr.)	20	—	28-64	.438	15-25	.600	90-4.5	42	—	—	—	—	—	71-3.6
Paul Hines (Sr.)	18	—	19-55	.345	19-23	.826	41-2.3	27	—	—	—	—	—	57-3.2
Jerry Ray (Sr.)	18	—	14-37	.378	15-25	.600	22-1.2	15	—	—	—	—	—	43-2.7
Major Dennis (Fr.)	18	—	8-20	.400	13-18	.722	22-1.2	19	—	—	—	—	—	29-1.6
Joe Esquivel (Sr.)	7	—	4-14	.286	0-0	.000	6-0.9	6	—	—	—	—	—	8-1.1
Totals	24	—	653-1565	.417	381-599	.636	1189-49.5	444	—	—	—	—	—	1687-70.3
Opponents	24	—	493-1340	.368	351-580	.616	1011-42.1	458	—	—	—	—	—	1343-56.0

## 1962-63 (19-7)

Head Coach: Don Haskins

Player	G	MP	FG-FGA	Pct	FF-FTA	Pct	Reb-Avg	PF	DQ	A	T	B	S	Pts-Avg
Jim Barnes (Jr.)	26	—	166-330	.503	160-210	.762	428-16.5	98	8	—	—	—	—	492-18.9
Bobby Lesley (Sr.)	25	—	106-212	.500	89-117	.675	61-2.4	49	—	—	—	—	—	301-12.0
Willie Brown (Sr.)	26	—	106-257	.412	74-100	.740	68-2.6	63	0	—	—	—	—	286-11.0
Nolan Richardson (Sr.)	26	—	113-268	.422	51-95	.537	161-6.2	74	3	—	—	—	—	277-10.5
Danny Vaughn (Sr.)	20	—	44-101	.436	30-35	.857	113-5.6	40	0	—	—	—	—	118-5.9
Andy Stoglin (So.)	7	—	11-35	.314	1-1	1.000	28-4.0	14	0	—	—	—	—	23-3.3
Tommy Toren (So.)	24	—	28-72	.389	17-31	.548	60-2.5	32	0	—	—	—	—	73-3.1
Ernest Campbell (Fr.)	20	—	12-34	.353	8-12	.667	43-2.2	20	0	—	—	—	—	32-1.6
Bryan Carpenter (Fr.)	12	—	3-10	.300	9-13	.692	9-0.8	10	0	—	—	—	—	15-1.3
Ted Sterrett (Sr.)</														



# [ANNUAL SEASON STATISTICS]

## 1968-69 (16-9)

Head Coach: Don Haskins

Player	G	MP	FG-FGA	Pct	FF-FTA	Pct	Reb-Avg	PF	DQ	A	T	B	S	Pts-Avg
Nate Archibald (Jr.)	25	—	199-374	.532	161-194	.830	69-2.8	56	0	—	—	—	—	559-22.4
Mike Switzer (Jr.)	25	—	164-381	.430	113-140	.807	171-6.8	84	5	—	—	—	—	441-17.6
Andrew White (Sr.)	25	—	134-265	.506	75-106	.708	137-5.5	60	0	—	—	—	—	340-13.6
Ples Yann (Jr.)	25	—	72-136	.529	67-95	.705	194-7.8	76	2	—	—	—	—	211-8.4
Kenny John (Jr.)	14	—	36-81	.444	8-11	.727	25-1.8	17	0	—	—	—	—	80-5.7
Bob Doyle (So.)	18	—	36-78	.462	12-17	.706	53-2.9	24	0	—	—	—	—	84-4.7
Walt Richards (So.)	24	—	39-79	.494	14-19	.737	31-1.3	50	1	—	—	—	—	92-3.8
Len Stewart (So.)	21	—	31-54	.574	12-18	.667	78-3.7	31	0	—	—	—	—	74-3.5
Sam Samuels (Jr.)	20	—	19-37	.514	11-19	.559	7-0.4	24	0	—	—	—	—	49-2.5
Tom Issac (Jr.)	22	—	18-35	.514	10-13	.769	37-1.7	8	0	—	—	—	—	46-2.1
John Roud (Jr.)	8	—	3-9	.333	0-0	.000	1-0.1	2	0	—	—	—	—	6-0.8
Tom Marino (Jr.)	6	—	1-3	.333	2-2	1.000	1-0.2	3	0	—	—	—	—	4-0.7
Gary Crowell (Sr.)	6	—	1-2	.500	0-0	.000	1-0.2	2	0	—	—	—	—	2-0.3
Totals	25	—	753-1547	.487	485-633	.766	983-39.3	454	8	—	—	—	—	1991-79.6
Opponents	25	—	675-1519	.443	438-607	.722	974-39.0	473	16	—	—	—	—	1784-71.4

## 1969-70 (17-8, 10-4 WAC/1st)

Head Coach: Don Haskins

Player	G	MP	FG-FGA	Pct	FF-FTA	Pct	Reb-Avg	PF	DQ	A	T	B	S	Pts-Avg
Nate Archibald (Sr.)	25	—	180-351	.512	176-225	.782	66-2.6	55	1	—	—	—	—	536-21.4
Bob Doyle (Jr.)	25	—	141-282	.500	57-75	.760	109-4.4	63	1	—	—	—	—	339-13.6
Mike Switzer (Sr.)	24	—	116-297	.391	90-115	.783	101-4.4	83	4	—	—	—	—	322-13.4
Dick Gibbs (Jr.)	20	—	79-163	.484	51-72	.708	169-8.5	62	1	—	—	—	—	209-10.5
Ples Yann (Sr.)	25	—	66-124	.532	85-124	.685	131-5.3	92	8	—	—	—	—	217-8.7
Len Stewart (Jr.)	24	—	57-104	.548	31-40	.775	111-4.5	53	1	—	—	—	—	145-5.8
Scott English (So.)	25	—	38-82	.463	24-41	.585	96-3.8	69	5	—	—	—	—	100-4.0
Sam Samuels (Sr.)	15	—	11-24	.458	26-40	.650	11-0.7	25	1	—	—	—	—	47-3.1
John Roud (Sr.)	19	—	15-26	.577	7-14	.500	7-0.4	13	0	—	—	—	—	37-2.1
Mike Quimby (Jr.)	8	—	1-3	.333	6-9	.667	5-0.6	4	0	—	—	—	—	8-1.0
Tom Issac (Sr.)	11	—	2-6	.333	5-8	.625	15-1.4	13	1	—	—	—	—	11-1.0
Tom Vasquez (So.)	6	—	1-2	.500	0-1	.000	2-0.3	1	0	—	—	—	—	2-0.3
Totals	25	—	710-1465	.486	558-765	.730	988-39.5	536	25	—	—	—	—	1978-79.1
Opponents	25	—	662-1449	.454	490-713	.688	984-39.4	545	26	—	—	—	—	1814-72.6

## 1970-71 (16-10, 9-5 WAC/t2nd)

Head Coach: Don Haskins

Player	G	MP	FG-FGA	Pct	FF-FTA	Pct	Reb-Avg	PF	DQ	A	T	B	S	Pts-Avg
Dick Gibbs (Sr.)	25	—	146-313	.466	145-176	.824	266-10.6	70	5	—	—	—	—	445-17.4
Bob Doyle (Sr.)	25	—	109-251	.394	49-88	.556	88-3.5	61	0	—	—	—	—	260-10.4
Scott English (Jr.)	25	—	95-221	.430	46-63	.730	191-7.6	73	1	—	—	—	—	238-9.5
Greg Davis (Jr.)	25	—	64-151	.424	43-62	.694	116-4.6	64	1	—	—	—	—	167-6.7
Charlie Brakes (Jr.)	25	—	68-163	.417	28-50	.560	90-3.6	43	2	—	—	—	—	164-6.6
Rick Warner (Jr.)	24	—	52-117	.444	26-43	.605	34-1.4	49	1	—	—	—	—	137-5.7
Dave Borup (Jr.)	25	—	36-76	.474	39-62	.629	77-3.0	53	0	—	—	—	—	111-4.4
Danny Whitlock (Jr.)	23	—	11-34	.334	27-37	.730	10-0.4	21	0	—	—	—	—	51-2.2
Mike Quimby (Sr.)	10	—	1-4	.250	3-4	.750	8-0.8	5	0	—	—	—	—	5-0.5
Totals	25	—	634-1483	.429	437-629	.696	1123-44.9	523	11	—	—	—	—	1705-68.2
Opponents	25	—	582-1418	.410	465-702	.662	991-39.6	552	26	—	—	—	—	1629-65.2

## 1971-72 (20-7, 9-5 WAC/t2nd)

Head Coach: Don Haskins

Player	G	MP	FG-FGA	Pct	FF-FTA	Pct	Reb-Avg	PF	DQ	A	T	B	S	Pts-Avg
Scott English (Sr.)	27	—	179-354	.514	81-108	.750	197-7.3	91	7	—	—	—	—	439-16.3
Charlie Brakes (Sr.)	27	—	133-281	.464	88-99	.889	136-5.0	74	3	—	—	—	—	354-13.1
Jim Forbes (So.)	27	—	145-269	.539	35-47	.745	290-10.7	42	1	—	—	—	—	325-12.0
Gus Bailey (So.)	27	—	84-152	.553	75-130	.577	117-4.3	45	1	—	—	—	—	243-9.0
Steve Hegens (Jr.)	27	—	73-174	.412	45-60	.750	73-2.7	62	2	—	—	—	—	191-7.1
Beto Bautista (So.)	27	—	43-116	.371	68-96	.708	27-1.0	75	2	—	—	—	—	154-5.7
William McBride (Jr.)	27	—	35-95	.368	18-36	.500	35-1.3	23	0	—	—	—	—	88-3.3
Jethro Hills (So.)	20	—	13-29	.448	2-10	.200	25-1.3	27	0	—	—	—	—	28-1.0
Danny Whitlock (Sr.)	21	—	7-13	.538	6-10	.600	3-0.1	7	0	—	—	—	—	20-0.7
Robert Wright (So.)	13	—	4-7	.571	3-7	.429	5-0.4	13	0	—	—	—	—	11-0.4
Totals	27	—	719-1472	.485	411-604	.680	1074-39.7	510	17	—	—	—	—	1849-68.5
Opponents	27	—	573-1390	.412	491-723	.678	927-34.3	481	16	—	—	—	—	1636-60.3

## 1972-73 (16-10, 6-8 WAC/5th)

Head Coach: Don Haskins

Player	G	MP	FG-FGA	Pct	FF-FTA	Pct	Reb-Avg	PF	DQ	A	T	B	S	Pts-Avg
Gus Bailey (Jr.)	24	—	123-233	.528	99-158	.627	168-7.0	61	1	—	—	—	—	343-14.3
Gary Brewster (Fr.)	26	—	129-246	.524	50-81	.617	171-6.6	86	8	—	—	—	—	308-11.8
Jim Forbes (Jr.)	9	—	36-82	.427	14-16	.875	77-8.6	15	0	—	—	—	—	86-9.6
Frank Ketton (So.)	26	—	87-181	.481	25-30	.833	30-1.1	54	0	—	—	—	—	199-7.7
Beto Bautista (Jr.)	26	—	78-189	.412	36-74	.486	33-1.2	95	5	—	—	—	—	192-7.4
Ed Lymum (So.)	26	—	74-167	.444	34-42	.810	158-6.1	79	3	—	—	—	—	182-7.0
Greg Davis (Sr.)	11	—	26-53	.491	12-15	.800	26-2.4	34	2	—	—	—	—	64-5.8
Jethro Hills (Jr.)	14	—	22-59	.373	11-16	.688	59-4.2	34	1	—	—	—	—	55-3.9
John Saffle (Fr.)	22	—	31-55	.564	22-36	.611	74-3.3	39	0	—	—	—	—	84-3.7
Orval Jordan (So.)	7	—	8-23	.348	4-8	.500	20-2.9	17	0	—	—	—	—	20-2.9
Dick Hunsaker (Fr.)	16	—	11-27	.407	13-18	.722	2-0.1	18	0	—	—	—	—	35-2.2
Joe Pennies (Fr.)	1	—	1-2	.500	0-0	.000	0-0.0	0	0	—	—	—	—	2-2.0
Jimmie Wafer (Fr.)	9	—	6-15	.400	2-8	.250	17-1.9	8	0	—	—	—	—	14-1.6
Howard Anderson (Fr.)	1	—	0-0	.000	0-0	.000	0-0.0	0	0	—	—	—	—	0-0.0
Totals	26	—	657-1400	.469	332-522	.638	1017-38.9	540	20	—	—	—	—	1646-63.3
Opponents	26	—	541-1309	.413	378-553	.684	859-33.0	0	—	—	—	—	—	1460-56.2

## 1973-74 (18-7, 8-6 WAC/5th)

Head Coach: Don Haskins

Player	G	MP	FG-FGA	Pct	FF-FTA	Pct	Reb-Avg	PF	DQ	A	T	B	S	Pts-Avg
Gus Bailey (Sr.)	25	—	130-275	.472	89-154	.577	157-6.3	57	0	—	—	—	—	349-13.9
Ed Lymum (Jr.)	25	—	114-231	.493	50-64	.781	128-5.1	72	3	—	—	—	—	278-11.1
Jim Forbes (Sr.)	25	—	106-225	.471	26-36	.722	186-7.4	50	0	—	—	—	—	238-9.5
Gary Brewster (So.)	25	—	89-190	.493	47-80	.588	135-5.4	90	8	—	—	—	—	225-9.0
John Saffle (So.)	25	—	88-129	.443	8-20	.400	111-4.4	82	6	—	—	—	—	193-7.7
Beto Bautista (Sr.)	25	—	53-132	.401	34-61	.557	36-1.4	85	9	—	—	—	—	140-5.6
Charles Draper (Fr.)	24	—	35-79	.443	8-20	.400	63-2.6	38	1	—	—	—	—	78-3.3
Rudy Alvarez (Jr.)	24	—	21-74	.284	17-29	.586	27-1.1	66	5	—	—	—	—	59-2.5
Jake Poole (Fr.)	13	—	10-32	.313	3-4	.750	11-0.9	11	0	—	—	—	—	23-1.8
Harry Tyler (Fr.)	3	—	1-1	1.000	3-3	1.000	4-1.3	2	0	—	—	—	—	5-1.7
Ron Jones (Fr.)	22	—	11-31	.355	9-12	.750	11-0.5	13	0	—	—	—	—	31-1.4
Roy Dishroon (Fr.)	6	—	3-7	.429	0-0	.000	4-0.7	1	0	—	—	—	—	6-1.0
James Edmonson (Fr.)	9	—	4-16	.250	0-2	.000	11-1.2	5	0	—	—	—	—	8-0.9
Otis Johnson (Fr.)	3	—	3-12	.250	4-5	.800	4-0.8	4	0	—	—	—	—	10-2.0
Clarence Martin (Fr.)	2	—	0-1	.000	0-0	.000	0-0.0	2	0	—	—	—	—	0-0.0
Totals	25	—	648-1435	.451	347-544	.637	1064-42.5	578	32	—	—	—	—	1643-65.7
Opponents	25	—	514-1349	.381	385-584	.659	956-38.2	331	20	—	—	—	—	1413-56.5

# ANNUAL SEASON STATISTICS

## 1978-79 (11-15, 3-9 WAC/5th)

Head Coach: Don Haskins

Player	G	MP	FG-FGA	Pct	FF-FTA	Pct	Reb-Avg	PF	DQ	A	T	B	S	Pts-Avg
Anthony Burns (So.)	26	—	136-232	.586	51-69	.739	226-8.6	76	4	27	—	—	—	323-12.4
Gary Wilson (Jr.)	25	—	110-227	.484	44-69	.637	60-2.4	56	0	63	—	—	—	264-10.5
Terry White (Fr.)	25	—	94-208	.451	64-108	.592	215-8.6	27	0	44	—	—	—	252-10.0
Roshem Amie (So.)	26	—	102-211	.483	38-46	.826	117-4.5	38	3	26	—	—	—	242-9.3
Kevin Hill (Sr.)	26	—	68-149	.456	71-108	.657	95-3.6	67	4	31	—	—	—	207-7.9
Earl Fuller (So.)	24	—	68-165	.412	35-52	.673	21-0.8	50	0	21	—	—	—	171-7.1
Tim Crenshaw (So.)	26	—	56-136	.411	25-36	.694	52-2.0	25	0	32	—	—	—	137-5.2
Mike McDuffen (Fr.)	14	—	14-48	.291	8-17	.470	13-0.9	16	1	17	—	—	—	36-2.5
Steve Yellen (So.)	20	—	21-48	.437	8-12	.667	14-0.7	16	0	15	—	—	—	50-2.5
Darold Moltis (Sr.)	13	—	12-27	.444	6-15	.400	14-1.0	8	0	3	—	—	—	30-2.3
Jimbo Bowden (Jr.)	21	—	18-54	.333	10-15	.667	12-0.5	26	0	13	—	—	—	46-2.1
Wayne Hollins (Jr.)	16	—	10-21	.476	6-9	.667	25-1.5	14	0	1	—	—	—	26-1.6
Paul VanDoren (Jr.)	5	—	1-4	.250	0-0	.000	6-1.2	0	0	0	—	—	—	8-1.6
Wayne Marks (So.)	3	—	1-2	.500	0-0	.000	0-0.0	1	0	0	—	—	—	2-0.6
Totals	26	—	711-1552	.464	372-564	.659	990-38.0	506	16	295	—	—	—	1794-69.0
Opponents	26	—	706-1497	.471	352-501	.702	848-32.6	546	24	344	—	—	—	1764-67.8

## 1979-80 (20-8, 10-4 WAC/2nd)

Head Coach: Don Haskins

Player	G	MP	FG-FGA	Pct	FF-FTA	Pct	Reb-Avg	PF	DQ	A	T	B	S	Pts-Avg
Anthony Burns (Jr.)	28	—	127-259	.490	66-90	.733	210-7.5	77	2	30	—	—	—	320-11.4
Terry White (So.)	28	—	114-210	.542	65-116	.560	248-8.8	79	1	55	—	—	—	293-10.4
Gary Wilson (Sr.)	28	—	103-234	.440	59-99	.595	77-2.7	77	3	95	—	—	—	265-9.4
Roshem Amie (Jr.)	28	—	109-226	.482	36-58	.620	122-4.3	100	7	16	—	—	—	254-9.0
Julius Wayne (Jr.)	28	—	76-179	.424	40-58	.689	36-1.2	73	4	40	—	—	—	192-6.8
Mike McDuffen (So.)	28	—	65-159	.408	36-51	.705	19-0.6	35	0	25	—	—	—	166-5.9
Ray Reynolds (Fr.)	26	—	57-128	.445	31-52	.596	112-4.3	70	4	18	—	—	—	145-5.5
Tom Burrell (Jr.)	14	—	24-56	.428	19-25	.760	58-4.1	26	0	10	—	—	—	67-4.7
Tim Crenshaw (Jr.)	25	—	44-117	.376	20-24	.833	41-1.6	31	0	28	—	—	—	108-4.3
Rick Thompson (Fr.)	25	—	24-54	.444	22-32	.676	21-0.8	40	2	1	—	—	—	70-2.8
Steve Yellen (Jr.)	6	—	6-8	.750	4-6	.667	2-0.3	3	0	3	—	—	—	16-2.6
Eric Alexander (Fr.)	20	—	10-24	.416	19-34	.558	6-0.3	20	0	14	—	—	—	39-1.9
Wayne Hollins (Sr.)	4	—	3-9	.333	0-0	.000	6-1.5	3	0	0	—	—	—	6-1.5
Darold Moltis (Sr.)	10	—	5-11	.454	2-6	.333	19-1.9	9	0	0	—	—	—	12-1.2
Jimbo Bowden (Sr.)	12	—	5-15	.333	3-3	1.000	6-0.5	5	0	3	—	—	—	13-1.1
Totals	28	—	772-1687	.457	422-653	.646	1113-39.7	653	23	338	—	—	—	1966-70.2
Opponents	28	—	684-1489	.459	477-718	.664	930-33.2	619	25	292	—	—	—	1845-65.8

## 1980-81 (18-12, 9-7 WAC/4th)

Head Coach: Don Haskins

Player	G	MP	FG-FGA	Pct	FF-FTA	Pct	Reb-Avg	PF	DQ	A	T	B	S	Pts-Avg
Roshem Amie (Sr.)	30	826	159-316	.503	64-87	.736	165-5.5	94	6	17	46	20	13	38.2-12.7
Anthony Burns (Sr.)	30	908	147-303	.485	47-67	.701	243-8.1	84	2	37	44	16	19	34.1-11.4
Julius Wayne (Sr.)	30	932	114-278	.410	56-82	.683	93-3.1	106	10	50	50	4	24	28.4-9.5
Terry White (Jr.)	30	704	102-202	.505	60-119	.504	197-6.6	81	2	40	65	18	29	24.5-8.2
Virgil Kennedy (Jr.)	30	886	95-227	.419	55-71	.775	60-2.0	91	7	64	71	3	22	24.5-8.2
Rick Thompson (So.)	29	642	92-193	.477	43-67	.642	129-4.5	93	7	24	36	20	21	22.7-7.8
Rick Compton (So.)	29	355	36-108	.333	14-23	.609	83-2.9	51	2	4	21	5	5	8.6-2.9
Paul Cunningham (Fr.)	16	88	17-36	.472	7-16	.438	34-2.1	14	0	3	14	5	11	4.1-2.6
Eric Alexander (So.)	24	234	12-42	.286	27-39	.692	21-0.9	38	0	16	29	0	14	5.1-2.1
Tim Crenshaw (Jr.)	30	282	21-54	.389	11-15	.733	28-0.9	19	0	12	9	0	3	5.3-1.8
Steve Yellen (Sr.)	14	84	11-29	.379	1-2	.500	8-0.6	12	0	15	6	0	8	2.3-1.6
Anthony Bailey (Fr.)	15	41	7-18	.389	3-3	.667	6-0.4	6	0	1	4	1	3	2.0-1.3
Totals	30	—	825-1808	.456	391-609	.642	1108-39.3	670	35	288	406	91	171	20.21-6.74
Opponents	30	—	645-1489	.433	570-823	.658	1084-36.1	612	24	209	507	73	146	18.62-6.21

## 1981-82 (20-8, 11-5 WAC/2nd)

Head Coach: Don Haskins

Player	G	MP	FG-FGA	Pct	FF-FTA	Pct	Reb-Avg	PF	DQ	A	T	B	S	Pts-Avg
Ray Reynolds (Jr.)	28	948	167-317	.526	71-103	.699	190-6.7	90	6	40	65	27	20	40.1-14.3
Terry White (Sr.)	28	905	96-209	.459	91-137	.654	288-10.2	83	2	60	78	22	32	28.3-10.1
Kevin Lockhart (Fr.)	28	611	90-185	.486	24-44	.545	73-3.6	43	0	24	41	1	12	20.6-7.3
Virgil Kennedy (Sr.)	28	758	81-176	.460	42-51	.823	62-2.2	55	1	59	34	3	25	20.0-7.1
Byron Walker (Jr.)	28	639	77-184	.418	38-60	.633	108-3.8	71	2	14	49	7	12	19.0-6.7
Byron Walker (Jr.)	27	724	66-138	.478	48-80	.600	51-1.8	69	4	102	60	6	47	18.0-6.6
Luster Goodwin (Fr.)	28	375	52-111	.468	5-6	.833	22-0.7	41	0	28	16	0	13	11.1-3.9
Anthony Bailey (So.)	19	148	22-68	.323	8-18	.444	13-0.6	5	0	9	5	1	7	5.2-2.7
Paul Cunningham (So.)	26	270	25-48	.520	12-23	.521	59-2.2	45	2	4	17	9	8	6.2-2.3
Eric Alexander (Jr.)	21	139	11-21	.523	22-30	.733	9-0.4	28	0	18	18	1	8	4.4-2.0
Don Bronson (Fr.)	12	44	7-10	.700	5-7	.714	8-0.6	2	1	1	0	0	2	1.9-1.5
Bill Turner (Fr.)	7	11	0-4	.000	2-3	.667	5-0.7	2	0	1	2	0	0	2-0.2
Others	8	28	2-11	.181	4-9	.444	8-1.0	2	0	0	3	4	0	9-1.1
Totals	28	—	691-1447	.477	372-573	.649	965-34.4	545	17	336	402	83	181	17.48-6.24
Opponents	28	—	568-1350	.442	358-544	.658	783-27.9	562	23	270	467	45	103	14.97-5.34

## 1982-83 (19-10, 11-5 WAC/1st)

Head Coach: Don Haskins

Player	G	MP	FG-FGA	Pct	FF-FTA	Pct	Reb-Avg	PF	DQ	A	T	B	S	Pts-Avg
Luster Goodwin (So.)	28	891	155-354	.435	35-44	.795	35-1.2	68	2	30	43	1	20	34.5-12.3
Kevin Lockhart (So.)	29	842	116-268	.432	53-75	.706	104-3.5	82	4	63	45	3	28	28.5-9.8
Kevin Hamilton (Fr.)	29	866	75-167	.449	106-149	.711	141-4.0	75	3	20	41	2	15	25.9-8.9
Dave Feltl (Fr.)	29	641	95-191	.497	67-89	.752	141-4.8	77	1	14	52	19	7	25.6-8.8
Byron Walker (Sr.)	29	870	79-159	.496	83-118	.715	83-2.8	86	4	164	64	2	49	24.0-8.2
Paul Cunningham (Jr.)	29	684	60-113	.530	35-60	.583	156-5.3	92	5	29	33	39	37	15.5-5.3
Anthony Bailey (Jr.)	24	301	46-85	.540	13-22	.590	30-1.1	15	0	22	10	0	14	6.7-4.1
Wayne Campbell (Fr.)	26	247	32-53	.603	16-27	.592	72-2.7	48	1	7	16	2	7	7.9-3.0
Eric Alexander (Sr.)	23	213	12-27	.444	24-43	.558	13-0.5	32	1	37	10	0	14	4.8-2.0
Jeff Robertson (Jr.)	16	84	11-15	.733	3-9	.333	22-1.5	21	1	7	0	8	0	2.5-1.5
Others	7	179	41-65	.630	10-20	.500	41-5.8	24	1	19	2	2	4	9.2-13.1
Totals	29	—	714-1511	.472	443-661	.670	953-32.8	630	24	406	349	70	205	18.71-6.45
Opponents	29	—	629-1388	.453	415-639	.649	915-31.5	602	23	336				



# ANNUAL SEASON STATISTICS

## 1988-89 (26-7, 11-5 WAC/t2nd)

Head Coach: Don Haskins

Player	G	MP	FG-FGA	Pct	FT-FTA	Pct	Reb-Avg	PF	DQ	A	T	B	S	Pts-Avg
Tim Hardaway (Sr.)	33-33	1182	255-509	.501	169-228	.741	131-4.0	79	2	179	89	8	93	727-22.0
Antonio Davis (Jr.)	32-30	1014	162-299	.542	135-218	.619	255-8.0	74	1	14	52	24	12	459-14.3
Greg Foster (Jr.)	26-24	728	117-249	.481	54-83	.651	189-7.3	80	3	18	58	20	6	288-11.1
Prince Stewart (Jr.)	33-32	1079	130-267	.487	50-58	.862	83-2.5	76	2	126	53	4	38	358-10.9
Herry Johnson (Jr.)	13-10	378	46-94	.489	27-35	.771	81-6.2	41	4	35	29	8	6	129-9.9
David Van Dyke (Sr.)	33-13	681	68-148	.460	50-68	.735	131-4.0	100	4	7	34	90	18	186-5.6
Mark McCall (So.)	31-5	405	66-129	.512	19-31	.613	64-2.1	25	0	13	20	5	8	165-5.3
Johnny Melvin (Fr.)	33-12	574	70-140	.500	30-57	.526	103-3.1	58	0	38	37	12	18	170-5.2
Arlandis Rush (Jr.)	24-1	246	14-46	.304	9-13	.692	10-0.4	17	0	22	6	2	7	45-1.9
Francis Ezenwa (So.)	22-3	236	11-36	.306	1-1	.000	61-2.8	20	0	1	10	16	5	33-1.5
Rodney McKay (Jr.)	15-2	108	6-19	.316	7-23	.304	22-1.5	5	0	5	14	0	5	19-1.3
Merle Heimer (So.)	10-0	19	3-8	.375	2-5	.400	2-0.2	1	0	0	2	0	0	9-0.9
Totals	33	—	948-1938	.489	563-941	.669	1217-36.9	576	16	458	404	189	216	2588-78.4
Opponents	33	—	821-1930	.425	419-642	.653	1123-34.0	667	26	392	392	65	161	2216-67.2

Three-point field goals — UTEP 129-346, 373 (Hardaway 48-131, 366; Davis 0-1, 000; Foster 0-1, 000; Stewart 48-122, 393; Johnson 10-27, 370; McCall 14-38, 368; Rush 8-25, 320; Heimer 1-1, 000); Opponents 155-424, 366.

## 1989-90 (21-11, 10-6 WAC/t3rd)

Head Coach: Don Haskins

Player	G	MP	FG-FGA	Pct	FT-FTA	Pct	Reb-Avg	PF	DQ	A	T	B	S	Pts-Avg
Marlon Maxey (So.)	30-24	797	140-256	.547	92-133	.692	235-7.8	82	1	19	47	38	22	372-12.4
Henry Hill (Fr.)	32-25	1003	127-315	.403	55-74	.743	54-1.7	75	1	86	72	0	28	373-11.7
Antonio Davis (Sr.)	32-32	991	119-228	.522	106-165	.642	243-7.6	90	4	21	55	36	17	344-10.8
Greg Foster (Sr.)	32-30	837	133-288	.462	73-90	.811	198-6.2	98	1	31	56	38	13	339-10.6
Prince Stewart (Jr.)	32-30	1033	91-238	.382	76-110	.691	82-2.6	74	1	180	77	2	57	276-8.6
Mark McCall (Jr.)	32-7	612	97-191	.511	40-51	.784	106-3.3	34	0	28	29	8	17	232-7.3
Joe Griffin (Jr.)	16-6	357	20-44	.455	24-31	.774	25-1.6	30	1	62	35	0	17	81-5.1
David Van Dyke (So.)	32-5	535	55-122	.451	48-71	.676	92-2.9	87	3	12	26	48	21	158-4.9
Arlandis Rush (Jr.)	15-1	105	6-22	.273	10-10	1.000	7-0.5	3	0	12	18	0	5	23-1.5
Francis Ezenwa (Jr.)	27-0	182	10-21	.476	3-9	.333	51-1.9	26	1	0	3	17	9	23-0.9
Merle Heimer (Jr.)	9-0	15	1-7	.143	0-0	.000	6-0.7	0	0	1	1	0	0	2-0.2
Chris Perez (Fr.)	4-0	8	0-5	.000	0-3	.000	0-0.0	1	0	0	0	0	0	0-0.0
Totals	32	—	789-1738	.454	527-747	.676	1168-36.5	600	13	452	419	187	206	2223-69.5
Opponents	32	—	738-1735	.425	428-675	.634	1023-32.0	621	19	465	416	59	241	2047-64.0

Three-point field goals — UTEP 118-372, 317 (Hall 64-177, 362; Davis 0-1, 000; Foster 0-2, 000; Stewart 18-86, 209; McCall 28-61, 295; Griffin 17-35, 486; Rush 1-4, 250; Heimer 0-2, 000; Perez 0-4, 000); Opponents 143-384, 372.

## 1990-91 (16-13, 7-9 WAC/t5th)

Head Coach: Don Haskins

Player	G	MP	FG-FGA	Pct	FT-FTA	Pct	Reb-Avg	PF	DQ	A	T	B	S	Pts-Avg
Marlon Maxey (Jr.)	17-12	450	81-158	.513	82-114	.719	120-7.1	48	0	10	29	15	13	244-14.4
Mark McCall (Jr.)	29-16	972	139-319	.436	55-68	.809	125-4.3	59	0	52	41	2	28	389-13.4
Johnny Melvin (So.)	29-27	916	113-239	.473	86-148	.581	160-5.5	71	0	102	95	15	46	313-10.8
Henry Hill (So.)	23-19	659	71-208	.341	74-93	.796	43-1.5	55	0	93	70	1	25	248-10.8
David Van Dyke (Jr.)	29-26	824	87-220	.395	98-136	.721	171-5.9	103	1	27	44	82	30	273-9.4
N Bennett (Jr.)	29-19	690	99-191	.518	51-72	.708	145-3.0	89	0	19	32	20	21	249-8.6
Roy Howard (So.)	29-2	362	48-93	.516	11-18	.611	94-3.2	36	0	7	12	16	14	107-3.7
Gym Bice (So.)	29-22	706	31-85	.365	13-29	.448	43-1.5	55	0	101	34	1	43	99-3.6
Ralph Davis (Fr.)	24-2	172	29-71	.408	4-10	.400	52-2.2	15	0	10	12	5	4	62-2.6
Chris Walters (Fr.)	20-0	151	6-22	.273	2-5	.400	15-0.7	7	0	16	10	2	5	16-0.7
Francis Ezenwa (Sr.)	3-1	28	1-6	.167	0-0	.000	5-1.7	2	0	0	0	0	0	2-0.7
Totals	29	—	705-1612	.437	476-693	.687	1050-36.2	532	—	437	381	159	229	2002-69.0
Opponents	29	—	659-1502	.417	433-632	.685	951-32.8	579	—	397	416	88	199	1883-64.9

Three-point field goals — UTEP 116-341, 340 (McCall 56-149, 376; Melvin 1-7, 125; Van Dyke 1-2, 500; Bennett 0-1, 000; Hall 32-104, 308; Bice 24-65, 369; Davis 0-5, 000; Walters 2-7, 286); Opponents 132-419, 315.

## 1991-92 (27-7, 12-4 WAC/t1st)

Head Coach: Don Haskins

Player	G	MP	FG-FGA	Pct	FT-FTA	Pct	Reb-Avg	PF	DQ	A	T	B	S	Pts-Avg
Marlon Maxey (Sr.)	25-20	710	135-259	.521	109-150	.727	184-7.4	65	0	11	35	22	13	379-15.2
David Van Dyke (Sr.)	33-32	973	175-319	.549	110-156	.705	206-6.2	129	10	30	59	116	52	460-13.9
Prince Stewart (Sr.)	33-31	1066	128-336	.381	82-122	.672	111-3.4	82	3	145	59	10	41	380-11.5
Eddie Rivera (Jr.)	34-30	1086	148-310	.477	65-91	.714	100-2.9	54	0	145	72	5	40	387-11.4
Johnny Melvin (Jr.)	33-24	583	96-209	.459	60-91	.659	160-4.8	77	1	53	55	14	38	263-8.0
Ralph Davis (So.)	34-9	645	106-214	.495	29-50	.580	160-4.7	71	0	35	41	27	21	246-7.2
Roy Howard (Jr.)	33-14	609	60-137	.438	19-31	.613	144-4.4	76	1	17	31	21	18	139-4.2
Gym Bice (Jr.)	34-9	572	41-94	.436	14-24	.583	37-1.1	63	2	48	27	0	10	129-3.8
Darryl Christopher (Fr.)	20-0	109	15-41	.366	8-12	.667	15-0.8	8	0	6	8	0	1	47-2.4
John Portis (Jr.)	20-1	142	11-21	.524	12-17	.706	35-1.8	13	0	5	13	1	3	34-1.7
David Dick (Fr.)	10-0	25	4-9	.444	2-7	.286	5-0.5	3	0	2	1	0	0	10-1.0
Jeff Deal (Fr.)	11-0	22	3-9	.333	0-2	.000	4-0.4	7	0	2	1	4	6	6-0.5
Totals	34	6812	922-1958	.471	510-753	.677	1226-36.1	648	17	497	405	217	241	2480-72.9
Opponents	34	6812	728-1781	.409	512-735	.697	1100-32.4	654	—	358	503	75	176	2139-62.9

Three-point field goals — UTEP 126-360, 350 (Van Dyke 0-1, 000; Stewart 42-135, 311; Rivera 26-61, 426; Melvin 11-45, 244; Davis 5-14, 357; Bice 33-74, 446; Christopher 9-28, 321; Dick 0-2, 000); Opponents 171-499, 343.

## 1992-93 (21-13, 10-8 WAC/4th)

Head Coach: Don Haskins

Player	G	MP	FG-FGA	Pct	FT-FTA	Pct	Reb-Avg	PF	DQ	A	T	B	S	Pts-Avg
Eddie Rivera (Sr.)	34-24	1201	191-452	.423	112-143	.783	95-2.8	47	0	178	75	3	39	526-15.8
Ralph Davis (Jr.)	34-27	1000	205-422	.486	85-133	.639	226-6.6	95	2	30	53	45	25	505-14.9
Johnny Melvin (Jr.)	34-24	996	146-355	.411	76-133	.571	179-5.3	92	2	77	60	17	52	396-11.6
Antoine Gillespie (So.)	34-7	823	126-287	.439	108-139	.777	119-3.5	72	0	46	45	5	28	389-11.4
Roy Howard (Sr.)	31-27	794	96-192	.500	45-74	.608	202-6.5	83	2	9	29	28	20	237-7.6
Gym Bice (Sr.)	34-29	782	42-128	.328	19-27	.704	50-1.5	45	0	82	27	1	19	129-3.8
Phil Crocker (Sr.)	34-1	497	28-92	.304	27-40	.675	74-2.2	86	1	11	22	4	15	83-2.4
John Portis (Sr.)	30-7	252	23-40	.575	21-26	.808	53-1.8	26	0	3	13	1	10	67-2.2
Shawn Gray (So.)	2-0	10	1-3	.333	2-8	.250	0-0.0	0	0	0	0	0	0	4-2.0
Bryan Barnes (Jr.)	7-0	36	3-13	.231	2-2	1.000	10-1.4	6	0	4	1	0	1	10-1.4
Darryl Christopher (So.)	27-0	219	14-71	.197	2-3	.667	14-0.5	19	0	13	11	0	11	38-1.4
Hector Gonzalez (Fr.)	30-2	322	12-24	.500	3-22	.136	66-2.2	55	1	1	9	9	10	27-0.9
Lee Williams (Fr.)	2-0	4	0-2	.000	0-0	.000	1-0.5	0	0	0	0			

# [ANNUAL SEASON STATISTICS]

## 1997-98 (12-14, 3-13 WAC/7th Mountain Division)

Head Coach: Don Haskins

Player	G	MP	FG-FGA	Pct	FF-FTA	Pct	Reb-Avg	PF	DQ	A	T	B	S	Pts-Avg
Sharif Fajardo (Jr.)	26-25	765	132-259	.510	129-173	.746	193-7-4	77	2	43	69	18	30	400-15.4
William Smith (So.)	26-24	817	113-251	.450	87-133	.654	108-4-2	57	0	54	58	14	19	329-12.7
B.J. Wade (Sr.)	26-24	743	92-244	.377	47-66	.712	110-4-2	78	1	33	46	5	14	271-10.4
Alton Sanders (Jr.)	26-23	699	58-180	.322	40-63	.635	65-2-5	51	0	87	62	3	35	182-7.0
Brandon Wolfram (Fr.)	26-10	574	72-125	.576	33-49	.673	130-5-0	48	0	6	28	13	16	177-6.8
Rico Nelson (So.)	23-4	380	40-124	.323	8-16	.500	28-1-2	25	0	19	12	0	10	114-5.0
Louis Radloff (Fr.)	26-2	352	28-68	.412	11-39	.282	53-2-0	45	0	13	9	4	6	73-2.8
Jose Escobedo (So.)	26-1	313	20-73	.274	19-30	.633	90-3-5	45	0	13	15	7	10	62-2.4
Jon Bomba (Jr.)	26-16	386	15-52	.288	4-9	.444	68-2-6	48	1	19	16	14	2	34-1.3
Dwayne Edwards (So.)	21-0	143	7-19	.368	3-7	.429	10-0-5	16	1	14	9	2	0	17-0.8
Quenton Thomas (Jr.)	12-1	85	2-15	.133	2-2	1.000	12-1-0	10	0	10	7	0	0	8-0.7
Parker Vandivort (Fr.)	8-0	16	1-1	1.000	0-0	1.000	1-0-1	4	0	2	2	0	2	3-0.4
Jason Tollette (Sr.)	2-0	2	0-0	0.000	0-0	0.000	0-0-0	0	0	0	0	0	0	0-0.0
Totals	26	5275	580-1411	.411	383-587	.652	948-36-5	504	5	313	335	80	150	1670-64.2
Opponents	26	5275	572-1357	.422	389-584	.666	876-33-7	513	-	342	322	86	172	1709-65.7

Three-point field goals – UTEP 127-413, 308 (Fajardo 7-27, 333; Smith 16-48, 333; Wade 40-119, 336; Sanders 26-97, 268; Wolfram 0-1, 000; Nelson 26-87, 299; Radloff 6-23, 261; Escobedo 3-8, 375; Bomba 0-2, 000; Thomas 2-6, 333; Vandivort 1-1, 1,000; Opponents 176-501, 351.

## 1998-99 (16-12, 8-6 WAC/7th Pacific Division)

Head Coach: Don Haskins

Player	G	MP	FG-FGA	Pct	FF-FTA	Pct	Reb-Avg	PF	DQ	A	T	B	S	Pts-Avg
Sharif Fajardo (Sr.)	28-28	784	121-257	.471	146-186	.785	162-5-8	66	0	41	68	21	29	400-14.3
Brandon Wolfram (Sr.)	28-23	839	130-214	.607	100-134	.746	171-6-1	74	3	32	41	14	25	360-12.9
William Smith (Jr.)	28-23	865	110-224	.491	66-107	.617	177-6-3	64	0	68	65	2	28	307-11.0
Eggie McRae (Jr.)	28-27	812	59-155	.381	100-137	.730	82-2-9	66	2	118	64	1	21	241-8.6
Jarvis Mullahon (Jr.)	28-13	803	80-204	.392	29-38	.763	58-2-1	35	0	28	35	7	22	239-8.5
Rico Nelson (Jr.)	28-18	562	68-163	.417	14-25	.560	29-1-0	42	1	32	20	5	16	197-7.0
Jose Escobedo (Jr.)	28-5	358	28-81	.331	26-40	.650	65-2-3	51	2	8	26	3	10	84-3.0
Louis Radloff (So.)	4-0	30	2-4	.500	3-7	.429	4-1-0	5	0	2	3	1	1	7-1.8
Rico Nelson (Sr.)	26-0	200	16-35	.457	7-15	.467	17-0-7	25	0	20	25	2	9	42-1.6
Jon Bomba (Jr.)	28-3	343	16-49	.327	4-11	.364	90-3-2	45	0	12	16	13	6	36-1.3
Javier Mendoza (Fr.)	9-0	23	3-5	.600	5-6	.833	2-0-2	1	0	2	2	0	1	12-1.3
Parker Vandivort (Fr.)	7-0	13	0-2	0.000	5-9	.556	3-0-4	1	0	1	1	0	0	5-0.7
Stafford Gunning (Fr.)	4-0	5	1-3	.333	0-0	1.000	2-0-5	1	0	0	0	0	0	2-0.5
Diamond Gregory (So.)	7-0	13	0-3	0.000	2-2	1.000	5-0-7	2	0	0	1	0	0	2-0.3
Totals	28	5650	632-1399	.452	507-717	.707	945-33-8	578	8	364	376	69	168	1934-69.1
Opponents	28	5650	642-1496	.429	347-505	.687	876-31-3	482	-	369	386	77	171	1831-65.4

Three-point field goals – UTEP 163-445, 366 (Fajardo 12-27, 444; Wolfram 0-1, 000; Smith 21-61, 344; McRae 23-66, 348; Mullahon 50-131, 382; Nelson 47-124, 379; Escobedo 6-21, 286; Lucas 3-8, 375; Bomba 0-2, 000; Mendoza 1-2, 500; Gunning 0-2, 000; Opponents 200-568, 352.

## 1999-00 (13-15, 4-10 WAC/7th)

Head Coach: Jason Rabedeaux

Player	G	MP	FG-FGA	Pct	FF-FTA	Pct	Reb-Avg	PF	DQ	A	T	B	S	Pts-Avg
Brandon Wolfram (Jr.)	28-28	973	215-389	.553	138-166	.831	191-6-8	80	2	48	87	19	27	580-20.7
William Smith (Sr.)	27-25	883	139-266	.523	76-129	.589	180-6-7	73	2	89	61	4	28	365-13.5
Roy Smallwood (Sr.)	28-27	798	147-282	.521	53-76	.697	165-5-9	99	6	49	40	41	32	375-13.4
Jarvis Mullahon (Sr.)	28-27	846	112-247	.453	34-46	.739	103-3-7	65	2	47	51	14	39	318-11.4
Eggie McRae (Sr.)	28-23	870	63-154	.409	106-150	.707	73-2-6	91	5	133	84	3	31	245-8.8
Rico Nelson (Sr.)	25-3	435	42-114	.368	6-9	.667	45-1-8	55	2	30	16	0	4	119-4.8
Jose Escobedo (Sr.)	27-2	418	31-79	.392	26-62	.419	87-3-2	61	1	9	28	4	13	88-3.3
Rico Nelson (Sr.)	24-5	258	13-43	.302	15-20	.750	25-1-0	31	1	38	25	1	18	45-1.9
Javier Mendoza (So.)	14-0	69	4-9	.444	6-8	.750	11-0-8	11	0	8	13	1	4	16-1.1
George Vargas (So.)	9-0	1-6	.167	1-3	.333	3-0-4	4	0	3	3	0	2	3	3-0.4
Parker Vandivort (Jr.)	8-0	14	1-6	.167	1-3	.333	3-0-4	4	0	3	3	0	2	3-0.4
Drew Price (Fr.)	2-0	15	0-4	0.000	0-0	0.000	4-2-0	0	0	1	0	0	0	0-0.0
Clifford Johnston (Jr.)	5-0	8	0-2	0.000	0-0	0.000	0-0-0	4	0	0	0	0	0	0-0.0
Totals	28	5600	768-1601	.480	463-673	.688	984-35-1	578	21	455	413	87	199	2158-77.1
Opponents	28	5600	721-1616	.446	494-692	.714	972-34-7	559	-	349	405	104	182	2082-74.4

Three-point field goals – UTEP 159-439, 362 (Wolfram 12-30, 400; Smith 11-34, 324; Smallwood 28-61, 459; Mullahon 60-151, 397; McRae 13-40, 325; Nelson 29-86, 337; Escobedo 0-9, 000; Lucas 4-19, 211; Mendoza 2-2, 1,000; Vargas 0-1, 000; Vandivort 0-2, 000; Price 0-4, 000; Opponents 146-420, 348.

## 2000-01 (23-9, 10-6 WAC/2nd)

Head Coach: Jason Rabedeaux

Player	G	MP	FG-FGA	Pct	FF-FTA	Pct	Reb-Avg	PF	DQ	A	T	B	S	Pts-Avg
Brandon Wolfram (Sr.)	32-32	1061	251-425	.591	206-250	.824	242-7-6	76	2	29	97	13	17	714-22.3
Eugene Costello (Jr.)	32-32	1094	134-328	.409	142-199	.714	125-3-9	91	1	146	96	5	50	459-14.3
Brian Stewart (Jr.)	27-25	702	109-187	.583	101-136	.743	181-6-7	84	3	21	52	48	18	319-11.8
Roy Smallwood (So.)	32-28	906	130-260	.500	67-90	.744	195-6-1	93	3	63	61	32	28	337-10.5
Chris Neal (Jr.)	32-20	777	71-166	.428	47-59	.797	68-2-1	62	0	83	59	0	23	235-7.3
Leonard Owens (Jr.)	32-22	801	76-170	.447	21-30	.700	136-4-3	49	1	103	73	35	28	186-5.8
Nick Enzweiler (Fr.)	32-0	482	56-124	.452	12-15	.800	83-2-6	78	1	35	31	5	13	167-5.2
Rico Nelson (Sr.)	29-0	253	23-47	.489	26-36	.722	22-0-8	45	1	22	24	2	10	78-2.7
Antone Jarrell (Fr.)	31-0	297	24-66	.364	8-27	.296	43-1-4	25	0	21	28	2	8	63-2.0
Javier Mendoza (Jr.)	2-0	24	2-2	1.000	0-0	0.000	4-2-0	3	0	0	3	0	0	4-2.0
Parker Vandivort (Sr.)	7-1	17	2-9	.222	0-0	0.000	1-0-1	1	0	0	0	0	0	5-0.7
Montrel Allen (Fr.)	12-0	1	0-2	0.000	4-4	1.000	1-0-1	0	0	0	0	0	0	4-0.3
Totals	32	6415	878-1786	.492	633-841	.753	1178-36-8	607	12	523	528	142	195	2571-80.3
Opponents	32	6415	865-2094	.413	457-640	.714	1188-37-1	684	-	422	470	92	266	2388-74.6

Three-point field goals – UTEP 182-523, 348 (Wolfram 6-18, 333; Costello 49-151, 325; Smallwood 10-39, 256; Neal 46-116, 397; Owens 13-50, 260; Enzweiler 43-98, 439; Lucas 6-17, 353; Jarrell 8-27, 296; Vandivort 1-7, 143); Opponents 201-606, 332.

## 2001-02 (10-22, 3-15 WAC/10th)

Head Coach: Jason Rabedeaux

Player	G	MP	FG-FGA	Pct	FF-FTA	Pct	Reb-Avg	PF	DQ	A	T	B	S	Pts-Avg
Eugene Costello (Sr.)	31-28	1091	123-207	.401	124-165	.752	114-3-7	80	2	100	80	2	53	405-13.1
Roy Smallwood (Jr.)	30-25	837	145-304	.477	68-88	.773	190-6-3	96	6	59	53	19	35	371-12.4
Brian Stewart (Sr.)	31-20	599	103-224	.460	127-170	.747	193-6-2	95	5	30	58	39	11	333-10.7
Justino Victoriano (Jr.)	32-10	599	119-203	.586	38-82	.463	172-5-4	95	4	19	63	13	13	277-8.7
Chris Neal (Sr.)	32-16	681	74-173	.428	60-77	.779	83-1-3	64	3	54	64	3	16	240-7.5
Nick Enzweiler (So.)	31-16	692	74-165	.448	19-25	.760	89-2-9	82	3	51	37	4	12	206-6.6
Antone Jarrell (Sr.)	32-20	630	49-123	.398	28-36	.788	85-2-7	70	1	47	46	4	13	142-4.4



# ANNUAL SEASON STATISTICS

## 2005-06 (21-10, 11-3 Conference USA/3rd)

Head Coach: Doc Sadler

Player	G	MP	FG-FGA	Pct	FT-FTA	Pct	Reb-Avg	PF	DQ	A	T	B	S	Pts-Avg
Jason Williams (Sr.)	30-26	1039	163-335	.487	114-178	.640	221-7.4	55	1	108	90	7	46	452-15.1
John Toffi (Sr.)	23-22	694	116-224	.518	86-122	.705	211-9.2	42	2	38	49	28	22	319-13.9
Miguel Ayala (Sr.)	24-10	658	71-184	.386	47-54	.870	110-2.7	59	0	42	23	12	16	251-10.5
Edgardo Moreno (Sr.)	31-31	1003	105-232	.453	43-67	.642	110-3.5	60	0	120	80	6	57	273-8.8
Stefan Jackson (Sr.)	24-14	604	73-163	.448	34-49	.694	58-2.4	57	0	30	22	0	15	192-8.0
Nevin Henderson (Sr.)	31-31	1010	75-247	.304	51-77	.662	111-3.6	50	0	116	72	1	54	245-7.9
Will Kimble (Sr.)	31-21	602	56-94	.596	39-67	.582	131-4.2	64	0	7	36	24	11	151-4.9
Tremaine Fuqua (Sr.)	8-0	87	12-23	.522	1-3	.333	16-2.0	10	0	5	2	3	5	27-3.4
Maurice Thomas (Fr.)	31-0	330	31-58	.534	35-62	.565	70-2.3	34	0	3	22	5	7	97-3.1
Brent Murphy (Sr.)	27-0	252	20-44	.455	6-10	.600	32-1.2	26	0	7	8	3	5	61-2.3
Josh Gutierrez (Sr.)	4-0	4	1-1	.000	0-0	.000	0-0.0	0	0	1	0	0	0	0-0.0
Vernon Carr (So.)	2-0	11	0-4	.000	0-0	.000	1-0.5	1	0	0	0	0	0	0-0.0
Riley Lambert (Fr.)	2-0	6	0-1	.000	0-0	.000	1-0.5	0	0	0	0	0	0	0-0.0
Totals	31	6300	723-1610	.449	459-695	.660	1108-35.7	461	4	478	409	89	239	2074-66.9
Opponents	31	6300	668-1645	.406	305-459	.664	962-31.0	559	14	365	444	101	186	1843-59.5

Three-point field goals -- UTEP 169-484, 349 (Williams 12-38, 316; Toffi 1-1, 1,000; Ayala 62-162, 383; Moreno 20-71, 282; Jackson 12-33, 364; Henderson 44-140, 314; Fuqua 2-5, 400; Murphy 15-31, 484; Gutierrez 1-1, 1,000; Carr 0-2, 000); Opponents 202-568, 356.

## 2006-07 (14-17, 6-10 Conference USA/10th)

Head Coach: Tony Barbee

Player	G	MP	FG-FGA	Pct	FT-FTA	Pct	Reb-Avg	PF	DQ	A	T	B	S	Pts-Avg
Stefan Jackson (So.)	31-31	993	194-422	.460	159-219	.726	197-6.4	87	4	47	69	4	47	578-18.6
Kevin Henderson (Sr.)	30-12	861	105-285	.368	55-76	.724	177-5.9	67	3	85	55	6	47	324-10.8
Maurice Thomas (So.)	30-20	624	93-171	.544	96-150	.640	162-5.4	98	6	7	38	27	20	282-9.4
Marvin Kilgore (Jr.)	31-31	770	92-217	.424	61-98	.622	80-2.6	92	5	104	77	7	21	257-8.3
Malik Alvin (Fr.)	30-20	757	77-212	.363	66-89	.742	89-2.9	67	4	137	98	9	45	249-8.0
Darren Clarke (Jr.)	29-4	519	70-183	.383	36-51	.706	68-2.3	66	3	20	38	2	22	208-7.2
Dale Vanwright (Fr.)	21-14	427	44-99	.444	17-32	.531	78-3.7	54	1	26	25	4	19	125-6.0
Victor Ramalho (Jr.)	31-6	497	49-110	.445	20-36	.556	38-3.2	74	3	9	42	38	7	134-4.3
Victor Ramalho (Fr.)	31-7	505	45-103	.437	35-61	.574	115-3.7	100	7	15	34	5	22	125-4.0
Corey Speight (So.)	15-0	111	9-26	.346	7-7	.000	6-0.4	11	0	13	9	1	3	32-2.1
Breland Trainer (Fr.)	5-0	17	3-8	.375	2-2	.500	1-0.2	2	0	1	0	0	0	9-1.8
Pearson Smith (Jr.)	12-0	133	8-27	.296	5-10	.500	30-2.5	10	1	9	5	1	6	21-1.8
Walter Hairston (Jr.)	2-0	11	0-3	.000	0-2	.000	2-1.0	0	0	1	0	0	0	0-0.0
Totals	31	6225	789-1866	.423	558-833	.670	1199-38.7	730	38	474	497	105	259	2344-75.6
Opponents	31	6225	715-1716	.417	582-844	.690	1180-38.1	713	24	433	572	142	208	2219-71.6

Three-point field goals -- UTEP 208-627, 332 (Jackson 31-105, 320; Henderson 59-180, 328; Kilgore 12-54, 222; Alvin 29-80, 363; Clarke 32-93, 344; Vanwright 20-45, 444; Sampson 16-44, 364; Ramalho 0-3, 000; Speight 7-18, 389; Trainer 2-5, 400; Smith 0-6, 000; Hairston 0-2, 000); Opponents 207-588, 352.

## 2007-08 (19-14, 8-8 Conference USA/16th)

Head Coach: Tony Barbee

Player	G	MP	FG-FGA	Pct	FT-FTA	Pct	Reb-Avg	PF	DQ	A	T	B	S	Pts-Avg
Stefan Jackson (Jr.)	33-33	1158	261-562	.464	221-303	.729	188-5.7	77	2	57	77	3	39	778-23.6
Randy Culpepper (Fr.)	33-7	803	143-363	.394	57-80	.713	70-2.1	61	1	37	48	5	54	424-12.8
Marvin Kilgore (Sr.)	33-33	1044	141-304	.464	114-177	.644	151-4.6	100	8	166	79	11	35	420-12.7
Tavaris Watts (Sr.)	33-28	776	79-193	.409	49-78	.628	135-4.1	84	2	21	42	12	25	229-6.9
Victor Ramalho (Sr.)	33-33	768	65-152	.428	64-109	.587	155-4.7	124	10	12	44	9	18	194-5.9
Manuel Cass (Fr.)	13-0	160	17-55	.309	15-19	.789	25-1.9	21	0	6	12	1	4	57-4.4
Claude Britten (Fr.)	22-1	190	37-63	.587	6-17	.353	48-2.2	43	0	2	9	11	4	80-3.6
Gabriel McCulley (Fr.)	33-0	400	33-81	.407	19-29	.655	88-2.7	65	1	12	29	18	13	105-3.2
Julian Stone (So.)	33-25	720	28-82	.341	30-53	.566	134-4.1	56	1	114	50	5	52	94-2.8
Jeremy Williams (Sr.)	30-1	334	32-77	.416	7-16	.438	77-2.6	69	3	6	18	12	3	85-2.8
Pearson Smith (Sr.)	12-1	63	7-16	.438	4-6	.667	9-0.8	11	0	4	4	0	1	22-1.8
Wayne Portantlati (Fr.)	29-3	239	13-25	.520	8-15	.533	44-1.5	56	1	3	14	5	4	34-1.2
Corey Speight (Fr.)	8-0	34	1-4	.250	0-0	.000	4-0.5	3	0	3	7	0	1	3-0.4
Eric Muñoz (Fr.)	6-0	11	1-3	.333	0-2	.000	4-0.7	3	0	0	0	0	0	2-0.3
Totals	33	6700	858-1980	.433	594-904	.657	1220-37.0	776	30	443	439	92	253	2527-76.6
Opponents	33	6700	784-1825	.430	615-894	.688	1253-38.0	743	--	454	573	92	156	2415-73.2

Three-point field goals -- UTEP 217-657, 330 (Jackson 35-105, 333; Culpepper 81-239, 339; Kilgore 24-72, 333; Watts 22-67, 328; Ramalho 0-1, 000; Cass 8-32, 250; McCulley 20-51, 392; Stone 8-34, 235; Sampson 14-44, 318; Smith 4-8, 500; Speight 1-4, 250); Opponents 232-657, 353.

## 2008-09 (23-14, 10-6 Conference USA/t4th)

Head Coach: Tony Barbee

Player	G	MP	FG-FGA	Pct	FT-FTA	Pct	Reb-Avg	PF	DQ	A	T	B	S	Pts-Avg
Stefan Jackson (Sr.)	37-37	1336	282-660	.427	312-374	.834	200-5.4	100	2	71	78	4	39	908-24.5
Randy Culpepper (Fr.)	37-13	1119	211-515	.410	137-184	.745	109-2.9	104	7	67	84	11	67	648-17.5
Arnett Moultrie (Fr.)	37-34	992	130-259	.502	54-101	.535	302-8.2	98	3	24	63	35	31	325-8.8
Kareem Cooper (Jr.)	21-15	386	56-106	.528	37-64	.578	88-4.2	64	2	9	34	7	4	153-7.3
Julian Stone (So.)	37-36	1247	58-127	.458	76-110	.691	190-5.1	92	2	236	81	17	53	208-5.6
Tavaris Watts (Sr.)	24-3	496	42-117	.359	26-38	.684	76-3.2	63	4	15	11	21	2	124-5.2
Gabriel McCulley (Sr.)	33-8	549	48-110	.436	31-38	.816	101-3.1	68	1	29	25	14	22	145-4.4
Claude Britten (So.)	27-9	316	49-107	.458	19-39	.487	72-2.7	49	0	4	17	31	6	117-4.3
Jason Jones (Fr.)	36-17	446	32-88	.364	24-44	.545	59-1.6	57	0	24	28	1	18	97-2.7
Wayne Portantlati (So.)	34-13	337	17-37	.459	2-8	.250	62-1.8	78	3	6	6	6	5	36-1.1
Isaac Gordon (Fr.)	21-0	81	3-14	.214	8-10	.800	11-0.5	9	0	1	7	0	1	16-0.8
Chano Rashiduddin (Fr.)	9-0	40	1-5	.200	1-5	.200	6-0.7	12	0	1	4	0	0	3-0.3
Blaise French (Fr.)	26-0	123	2-20	.100	4-6	.667	6-0.2	16	0	11	16	1	2	8-0.3
Eric Muñoz (So.)	6-0	7	0-0	.000	0-0	.000	0-0.0	0	0	0	0	0	0	0-0.0
Totals	37	7475	931-2200	.423	731-1021	.716	1396-37.7	812	25	504	458	148	250	2788-75.4
Opponents	37	7475	894-2069	.432	648-906	.715	1352-36.5	799	--	479	544	104	181	2660-71.9

Three-point field goals -- UTEP 195-625, 312 (Jackson 32-104, 308; Culpepper 89-257, 346; Moultrie 11-39, 282; Cooper 4-9, 444; Stone 16-61, 262; Watts 14-56, 250; McCulley 18-54, 333; Britten 0-1, 000; Jones 9-31, 290; Gordon 2-10, 200; French 0-3, 000); Opponents 224-673, 333.


## 2009-10 (26-7, 15-1 Conference USA/1st)

Head Coach: Tony Barbee

Player	G	MP	FG-FGA	Pct	FT-FTA	Pct	Reb-Avg	PF	DQ	A	T	B	S	Pts-Avg
Randy Culpepper (Jr.)	33-33	1100	201-426	.472	108-147	.735	92-2.8	62	0	63	58	9	59	592-17.9
Derrick Character (Jr.)	27-22	720	148-261	.567	80-119	.672	218-8.1	62	5	30	77	23	26	380-14.1
Jeremy Williams (Sr.)	33-18	795	105-213	.493	94-140	.671	155-4.7	102	4	28	43	16	23	329-10.0
Arnett Moultrie (Jr.)	33-33	955	131-276	.475	54-83	.651	220-6.7	72	1	41	70	27	45	325-9.8
Christian Polk (Jr.)	32-15	786	102-273	.374	51-73	.699	73-2.3	75	2	59				

# [YEARLY TEAM AVERAGES]

YEAR	W	L	PCT.	UTEP PTS.	AVG.	OPP. PTS.	AVG.	COACH
1913-14	2	6	.250	191	23.8	305	38.1	Tommy Dwyer
1914-15	2	6	.250	130	16.2	181	35.1	Tommy Dwyer
1915-16	2	6	.250	130	16.2	161	20.2	Tommy Dwyer
1917-18	2	6	.142	117	10.6	233	21.2	Tommy Dwyer
1919-20	7	5	.583	260	20.0	209	16.1	Tommy Dwyer
1922-23	1	6	.142	102	14.4	137	19.5	Tommy Dwyer
1923-24	3	10	.230	222	17.8	337	25.9	Jack Vowell
1924-25	3	8	.272	230	20.9	278	25.3	George Powell
1925-26	3	5	.375	185	23.1	215	26.8	George Powell
1927-28	6	8	.428	354	25.3	421	30.8	E.J. Stewart
1928-29	4	14	.222	407	22.8	509	28.1	Mack Saxon
1929-30	13	6	.684	657	34.6	600	31.5	Mack Saxon
1930-31	7	9	.437	501	29.4	505	29.7	Mack Saxon
1931-32	5	8	.384	419	32.2	441	33.9	Mack Saxon
1932-33	1	9	.100	341	34.1	467	46.7	Mack Saxon
1933-34	3	16	.158	484	25.5	704	37.0	Mack Saxon
1935-36	0	12	.000	269	22.4	589	49.1	J.B. Andrews
1936-37	2	16	.111	534	29.9	730	40.5	Marshall Pennington
1937-38	6	13	.315	730	38.4	861	45.3	Marshall Pennington
1938-39	6	13	.368	723	38.0	807	42.5	Marshall Pennington
1939-40	15	11	.576	1231	51.2	1111	46.3	Marshall Pennington
1940-41	14	9	.565	1075	53.7	977	48.8	Marshall Pennington
1941-42	11	11	.500	1054	47.9	989	44.9	Marshall Pennington
1942-43	11	6	.647	844	53.7	758	48.0	Marshall Pennington
1944-45	10	12	.454	963	43.7	965	43.8	Charles Finley
1945-46	4	11	.266	587	39.1	765	51.0	Dale Waters
1946-47	12	8	.600	1110	55.5	1104	55.2	Dale Waters
1947-48	13	16	.448	1552	55.4	1496	53.4	Ross Moore
1948-49	8	12	.400	1072	53.6	1130	56.5	Dale Waters
1949-50	17	13	.567	1536	54.8	1537	54.7	Ross Moore
1950-51	10	15	.400	1725	69.0	1762	70.4	Dale Waters
1951-52	8	17	.320	1526	61.0	1659	66.3	Dale Waters
1952-53	5	21	.192	1515	58.2	1806	69.4	Dale Waters
1953-54	8	14	.363	1311	59.6	1430	65.0	George McCarty
1954-55	14	7	.667	1501	71.5	1432	68.1	George McCarty
1955-56	12	10	.545	1568	71.3	1514	68.8	George McCarty
1956-57	15	8	.652	1492	67.8	1434	65.2	George McCarty
1957-58	14	10	.583	1444	62.7	1414	61.5	George McCarty
1958-59	14	9	.609	1483	64.4	1373	59.6	George McCarty
1959-60	6	19	.240	1676	67.4	1886	75.4	Harold Davis
1960-61	12	12	.500	1896	79.0	1928	80.3	Harold Davis
1961-62	18	6	.750	1687	70.3	1343	56.0	Don Haskins
1962-63	19	7	.730	1708	65.7	1419	54.6	Don Haskins
1963-64	25	3	.892	2030	72.5	1548	55.3	Don Haskins
1964-65	16	9	.640	1782	66.0	1541	57.1	Don Haskins
1965-66	28	1	.965	2260	77.9	1817	62.7	Don Haskins
1966-67	22	6	.786	1961	70.0	1674	59.8	Don Haskins
1967-68	14	9	.608	1611	70.0	1512	65.7	Don Haskins
1968-69	16	9	.640	1991	79.6	1784	71.4	Don Haskins
1969-70	17	8	.680	1978	79.1	1814	72.6	Don Haskins
1970-71	15	10	.600	1705	68.2	1629	65.2	Don Haskins
1971-72	20	7	.741	1849	68.5	1636	60.3	Don Haskins
1972-73	16	10	.615	1646	63.3	1460	56.2	Don Haskins
1973-74	18	7	.720	1643	65.7	1413	56.5	Don Haskins
1974-75	20	6	.769	1668	64.2	1491	57.3	Don Haskins
1975-76	19	7	.731	1670	64.2	1480	56.9	Don Haskins
1976-77	11	15	.423	1655	63.7	1648	63.4	Don Haskins
1977-78	10	16	.384	1642	63.1	1704	65.5	Don Haskins
1978-79	11	15	.423	1794	69.0	1764	67.8	Don Haskins
1979-80	20	8	.714	1966	70.2	1845	65.8	Don Haskins
1980-81	18	12	.600	2021	67.4	1862	62.1	Don Haskins
1981-82	20	8	.710	1748	62.4	1497	53.4	Don Haskins
1982-83	19	10	.655	1871	64.5	1673	57.6	Don Haskins
1983-84	27	4	.870	2103	67.8	1858	59.9	Don Haskins
1984-85	22	10	.687	2361	73.8	2146	67.1	Don Haskins
1985-86	27	6	.818	2236	67.8	1986	60.1	Don Haskins
1986-87	25	7	.781	2478	77.4	2207	69.0	Don Haskins



**CHRIS BLOCKER**

YEAR	W	L	PCT.	UTEP PTS.	AVG.	OPP. PTS.	AVG.	COACH
1987-88	23	10	.697	2321	70.3	2069	63.5	Don Haskins
1988-89	26	7	.788	2588	78.4	2216	67.2	Don Haskins
1989-90	21	11	.656	2223	69.5	2047	64.0	Don Haskins
1990-91	16	13	.551	2002	69.0	1883	64.9	Don Haskins
1991-92	27	7	.794	2480	72.9	2139	62.9	Don Haskins
1992-93	21	13	.617	2421	71.2	2320	68.2	Don Haskins
1993-94	18	12	.600	2164	72.1	2125	70.8	Don Haskins
1994-95	20	10	.666	2336	77.9	2152	71.7	Don Haskins
1995-96	13	15	.464	2037	72.8	1992	71.1	Don Haskins
1996-97	13	13	.500	1746	67.2	1734	66.7	Don Haskins
1997-98	12	14	.462	1670	64.2	1709	65.7	Don Haskins
1998-99	16	12	.571	1934	69.1	1831	65.4	Don Haskins
1999-00	13	15	.464	2158	77.1	2082	74.4	Jason Rabedeaux
2000-01	23	9	.719	2571	80.3	2388	74.6	Jason Rabedeaux
2001-02	10	22	.313	2213	69.2	2305	72.0	Jason Rabedeaux
2002-03	6	24	.200	1892	63.1	2195	73.2	Billy Gillispie
2003-04	24	8	.750	2479	77.5	2161	67.5	Billy Gillispie
2004-05	27	8	.771	2616	74.7	2278	65.1	Doc Sadler
2005-06	21	10	.677	2074	66.9	1843	59.5	Doc Sadler
2006-07	14	17	.452	2344	75.6	2219	71.6	Tony Barbee
2007-08	19	14	.576	2527	76.6	2415	73.2	Tony Barbee
2008-09	23	14	.622	2788	75.4	2660	71.9	Tony Barbee
2009-10	26	7	.788	2484	75.3	2131	64.6	Tony Barbee
2010-11	25	10	.714	2470	70.6	2225	63.6	Tim Floyd
2011-12	15	17	.469	2021	63.2	2019	63.1	Tim Floyd




# [YEAR-BY-YEAR RECORD]

YEAR	OVERALL		CONFERENCE		CONF. PLACE	CONF. TOURNAMENT	POSTSEASON	COACH
	W	L	W	L				
<b>INDEPENDENT STATUS</b>								
1914-15	2	7	—	—	—	—	None	Tommy Dwyer
1915-16	2	6	—	—	—	—	None	Tommy Dwyer
1916-17	No Games							
1917-18	2	6	—	—	—	—	None	Tommy Dwyer
1918-19	No Games							
1919-20	7	5	—	—	—	—	None	Tommy Dwyer
1920-21	No Games							
1921-22	No Games							
1922-23	1	6	—	—	—	—	None	Tommy Dwyer
1923-24	3	10	—	—	—	—	None	Jack Vowell
1924-25	3	8	—	—	—	—	None	George Powell
1925-26	3	5	—	—	—	—	None	George Powell
1926-27	No Games							
1927-28	6	8	—	—	—	—	None	E.J. Stewart
1928-29	4	14	—	—	—	—	None	Mack Saxon
1929-30	13	6	—	—	—	—	None	Mack Saxon
1930-31	7	9	—	—	—	—	None	Mack Saxon
1931-32	6	7	—	—	—	—	None	Mack Saxon
1932-33	1	9	—	—	—	—	None	Mack Saxon
1933-34	3	16	—	—	—	—	None	Mack Saxon
1934-35	No Games							

YEAR	OVERALL		CONFERENCE		CONF. PLACE	CONF. TOURNAMENT	POSTSEASON	COACH
	W	L	W	L				
<b>BORDER CONFERENCE</b>								
1935-36	0	12	—	—	7th-7	—	None	J.B. Andrews
1936-37	2	16	0	10	7th-7	—	None	Marshall Pennington
1937-38	4	17	3	11	7th-7	—	None	Marshall Pennington
1938-39	6	13	—	—	6th-7	—	None	Marshall Pennington
1939-40	15	11	—	—	3rd-6	—	None	Marshall Pennington
1940-41	14	9	—	—	1st-6	—	None	Marshall Pennington
1941-42	11	11	—	—	5th-9	—	None	Marshall Pennington
1942-43	11	6	—	—	3rd-8	—	None	Marshall Pennington
1943-44	No Team Due to WWII							
1944-45	10	12	—	—	—	—	None	Charles Finley
1945-46	8	10	—	—	—	—	None	Dale Waters
1946-47	12	8	—	—	4th-9	—	None	Dale Waters
1947-48	13	16	6	10	8th-9	—	None	Ross Moore
1948-49	8	12	7	9	t5th-9	—	None	Dale Waters
1949-50	17	13	5	11	7th-9	—	None	Ross Moore
1950-51	10	15	4	12	8th-9	—	None	Dale Waters
1951-52	8	17	6	8	t6th-8	—	None	Dale Waters
1952-53	5	21	4	10	t7th-8	—	None	Dale Waters
1953-54	8	14	4	8	4th-7	—	None	George McCarty
1954-55	14	7	8	4	t3rd-7	—	None	George McCarty
1955-56	12	10	7	5	3rd-7	—	None	George McCarty
1956-57	15	8	8	2	1st-6	—	None	George McCarty
1957-58	14	10	5	6	3rd-6	—	None	George McCarty
1958-59	14	9	6	2	t1st-6	—	None	George McCarty
1959-60	6	19	1	9	6th-6	—	None	Harold Davis
1960-61	12	12	4	6	4th-6	—	None	Harold Davis
1961-62	18	6	5	3	2nd-5	—	None	Don Haskins
1962-63	19	7	—	—	—	—	NCAA	Don Haskins
1963-64	25	3	—	—	—	—	NCAA	Don Haskins

YEAR	OVERALL		CONFERENCE		CONF. PLACE	CONF. TOURNAMENT	POSTSEASON	COACH
	W	L	W	L				
<b>INDEPENDENT STATUS</b>								
1964-65	16	9	—	—	—	—	NIT	Don Haskins
1965-66	28	1	—	—	—	—	NCAA	Don Haskins
1966-67	22	6	—	—	—	—	NCAA	Don Haskins
1967-68	14	9	—	—	—	—	None	Don Haskins
1968-69	16	9	—	—	—	—	None	Don Haskins

YEAR	OVERALL		CONFERENCE		CONF. PLACE	CONF. TOURNAMENT	POSTSEASON	COACH
	W	L	W	L				
<b>WESTERN ATHLETIC CONFERENCE</b>								
1969-70	17	8	10	4	1st-8	—	NCAA	Don Haskins
1970-71	16	10	9	5	t2nd-8	—	None	Don Haskins
1971-72	20	7	9	5	t2nd-8	—	NIT	Don Haskins
1972-73	16	10	6	8	5th-8	—	None	Don Haskins
1973-74	18	7	8	6	5th-8	—	None	Don Haskins
1974-75	20	6	10	4	2nd-8	—	NCAA	Don Haskins
1975-76	19	7	9	5	t2nd-8	—	None	Don Haskins
1976-77	11	15	3	11	8th-8	—	None	Don Haskins
1977-78	10	16	2	12	8th-8	—	None	Don Haskins
1978-79	11	15	3	9	t5th-6	—	None	Don Haskins
1979-80	20	8	10	4	t2nd-8	—	NIT	Don Haskins
1980-81	18	12	9	7	4th-9	—	NIT	Don Haskins
1981-82	20	8	11	5	t2nd-9	—	None	Don Haskins
1982-83	19	10	11	5	t1st-9	—	NIT	Don Haskins



**KENT LOCKHART**

YEAR	OVERALL		CONFERENCE		CONF. PLACE	CONF. TOURNAMENT	POSTSEASON	COACH
	W	L	W	L				
1983-84	27	4	13	3	1st-9	1st-9	NCAA	Don Haskins
1984-85	22	10	12	4	1st-9	2nd-9	NCAA	Don Haskins
1985-86	27	6	12	4	t1st-9	1st-9	NCAA	Don Haskins
1986-87	25	7	13	3	1st-9	t3rd-9	NCAA	Don Haskins
1987-88	23	10	10	6	4th-9	2nd-9	NCAA	Don Haskins
1988-89	26	7	11	5	t2nd-9	1st-9	NCAA	Don Haskins
1989-90	21	11	10	6	t3rd-9	1st-9	NCAA	Don Haskins
1990-91	16	13	7	9	t5th-9	t5th-9	None	Don Haskins
1991-92	27	7	12	4	t1st-9	2nd-8	NCAA	Don Haskins
1992-93	21	13	10	8	4th-10	2nd-10	NIT	Don Haskins
1993-94	18	12	8	10	t5th-10	t5th-10	None	Don Haskins
1994-95	20	10	13	5	t2nd-10	t5th-10	NIT	Don Haskins
1995-96	12	16	4	14	9th-10	t9th-10	None	Don Haskins
1996-97	13	13	6	10	t6th-8	DNP	None	Don Haskins
1997-98	12	14	3	13	7th-8	DNP	None	Don Haskins
1998-99	16	12	8	6	4th-8	t7th-12	None	Don Haskins
1999-00	13	15	4	10	7th-8	t5th-8	None	Jason Rabedeaux
2000-01	23	9	10	6	t2nd-9	t3rd-9	NIT	Jason Rabedeaux
2001-02	10	22	3	15	10th-10	t9th-10	None	Jason Rabedeaux
2002-03	6	24	3	15	10th-10	t5th-10	None	Billy Gillispie
2003-04	24	8	13	5	t1st-10	2nd-10	NCAA	Billy Gillispie
2004-05	27	8	14	4	2nd-10	1st-10	NCAA	Doc Sadler

YEAR	OVERALL		CONFERENCE		CONF. PLACE	CONF. TOURNAMENT	POSTSEASON	COACH
	W	L	W	L				
<b>CONFERENCE USA</b>								
2005-06	21	10	11	3	3rd-12	t3rd-12	NIT	Doc Sadler
2006-07	14	17	6	10	10th-12	t9th-12	None	Tony Barbee
2007-08	19	14	8	8	t6th-12	t3rd-12	CBI	Tony Barbee
2008-09	23	14	10	6	t4th-12	t5th-12	CBI	Tony Barbee
2009-10	26	7	15	1	1st-12	2nd-12	NCAA	Tony Barbee
2010-11	25	10	11	5	t2nd-12	2nd-12	NIT	Tim Floyd
2011-12	15	17	7	9	t8th-12	t5th-12	None	Tim Floyd
<b>Totals</b>	<b>1277</b>	<b>959</b>	<b>431</b>	<b>360</b>				<b>14-16 NCAA, 6-10 NIT, 4-3 CBI</b>

# ■history & records

# [YEAR-BY-YEAR SCORES]

**1914-15**  
Season Record: 2-7  
Head Coach: Tommy Dwyer

YMCA	L	12-54
El Paso High	L	23-24
Cactus Club	W	31-25
YMCA	L	8-37
El Paso High	L	20-26
New Mexico State	L	28-32
YMCA	L	15-57
Cactus Club	W	26-18
New Mexico State	L	28-32

**1915-16**  
Season Record: 2-6  
Head Coach: Tommy Dwyer

Cactus Club	L	12-59
El Paso High	L	22-32
Millers	W	22-18
Walz	L	10-59
El Paso High	L	14-29
Cactus Club	L	12-48
Millers	W	24-14
Feldman's	L	14-22

**1916-17**  
No Games

**1917-18**  
Season Record: 2-6  
Head Coach: Tommy Dwyer

El Paso High	W	35-18
Walz	W	25-11
El Paso High	L	14-25
El Paso High	L	6-39
Feldman's	L	16-20
Feldman's	L	15-17
Walz	L	15-31
New Mexico State	L	8-55

**1918-19**  
No Games

**1919-20**  
Season Record: 7-5

Bankers	L	15-18
New Mexico State*	W	2-0
Popular	L	15-19
Myers	W	27-17
New Mexico Military	W	22-8
El Paso High	L	11-26
Arizona	L	13-23
Myers	W	27-11
El Paso High	L	22-34
Bankers	W	22-15
Popular	W	22-12
7th Signal Corps	W	50-21

\* Forfeit

**1920-21**  
No Games

**1921-22**  
No Games

**1922-23**  
Season Record: 1-6  
Head Coach: Tommy Dwyer

Popular	L	13-16
El Paso High	L	16-22
Popular	L	18-20
El Paso High	L	11-24
New Mexico State	L	12-18
New Mexico State	W	13-12
Colonia, Juarez	L	19-25

**1923-24**  
Season Record: 3-10  
Head Coach: Jack Vowell

Texas	L	11-53
Texas	L	18-40
El Paso High	L	18-38
New Mexico State	W	30-12
Popular	L	14-38
El Paso High	L	9-32
Popular	L	24-32
Marfa All Stars	W	19-5
Marfa All Stars	W	32-3
Sul Ross	L	24-63
Sul Ross	L	12-15
Sul Ross	L	6-20
New Mexico State	L	23-25

**1924-25**  
Season Record: 3-8  
Head Coach: George B. Powell

Silver City Normal	L	15-31
El Paso High	L	11-21
Sul Ross	L	17-18
Sul Ross	L	27-30
Bankers	L	17-24
New Mexico Mines	W	24-14
Colonia, Juarez	W	28-21
El Paso High	L	23-45
New Mexico State	L	35-38
Bankers	W	17-11
New Mexico State	L	16-25

**1925-26**  
Season Record: 3-5  
Head Coach: George B. Powell

El Paso High	L	24-35
San Jacinto	L	27-41
Bankers	L	14-22
Junior College	W	28-24
Feldmans	L	21-27
Bankers	W	24-14
El Paso High	W	33-20
Junior College	L	14-32

**1926-27**  
No Games

**1927-28**  
Season Record: 6-8  
Head Coach: E.J. Stewart

Breckenridge H.S.	L	17-30
San Antonio Reemers	W	30-17
Austin Athletic Club	L	20-22
Austin Athletic Club	W	21-15
Austin Athletic Club	W	17-16
Houston Triangles	L	27-32
SMU	L	13-45
Grand Saline	L	25-58
Bankers	L	14-28
New Mexico State	W	26-24
New Mexico State	W	32-24
New Mexico State	L	29-41
New Mexico State	W	46-40
Bankers	L	32-43

**1928-29**  
Season Record: 4-14  
Head Coach: Mack Saxon

Peterson Lumber	L	16-21
Bankers	W	22-16
New Mexico State	L	23-28
New Mexico State	L	22-26
DeMolays	L	15-30
Western New Mexico	W	16-14
Sul Ross	W	25-24
Sul Ross	W	32-25
Peterson Lumber	L	27-35
Bankers	L	21-27

DeMolays	L	14-25
New Mexico	L	27-46
New Mexico Military	L	26-27
New Mexico Military	L	24-35
Peterson Lumber	L	26-33
Western New Mexico	L	27-43
Bankers	L	18-25
DeMolays	L	26-32

**1929-30**  
Season Record: 13-6  
Head Coach: Mack Saxon

Peterson Lumber	W	30-20
DeMolays	W	42-33
Block Clothiers	W	34-31
Block Clothiers	W	28-27
Peterson Lumber	W	48-29
West Texas A&M	L	21-30
Arizona	L	31-38
Arizona	L	20-31
New Mexico State	W	30-22
New Mexico State	W	47-34
New Mexico State	W	42-32
DePaul	L	29-39
Arizona State	W	43-40
Arizona State	L	39-44
New Mexico Mines	W	38-32
New Mexico Mines	W	41-31
New Mexico	L	26-49
Western New Mexico	W	34-17
Western New Mexico	W	34-21

**1930-31**  
Season Record: 7-9  
Head Coach: Mack Saxon

Peterson Lumber	W	27-21
Texas Tech	L	31-33
Texas Tech	L	24-26
West Texas A&M	L	26-41
DeMolays	W	55-19
New Mexico State	W	37-32
New Mexico State	L	31-37
Jarvis Clothiers	L	34-37
New Mexico Military	W	36-23
New Mexico Military	L	26-29
Community Center	W	33-17
New Mexico State	L	28-40
New Mexico State	W	37-31
New Mexico	L	26-49
Sul Ross	W	30-25
Sul Ross	L	25-40

**1931-32**  
Season Record: 6-7  
Head Coach: Mack Saxon

Jarvis Clothiers	W	36-22
National Guard	W	45-15
National Guard	W	46-10
New Mexico State	L	32-37
New Mexico State	L	29-43
DeMolays	L	32-42
Community Center	W	44-31
Jarvis Clothiers	W	31-22
Breese	L	6-35
Sul Ross	L	29-46
DeMolays	W	50-30
Community Center	L	33-39
Breese	L	3-45

**1932-33**  
Season Record: 1-9  
Head Coach: Mack Saxon

New Mexico State	L	31-42
New Mexico State	L	30-48
McNutt Oil	L	35-53
Utzinger	L	45-46
DeMolays	W	36-35
Johnson Floormen	L	24-66

DeMolays	L	25-34
8th Calvary	L	32-37
McNutt Oil	L	39-54
DeMolays	L	44-52

**1933-34**  
Season Record: 3-16  
Head Coach: Mack Saxon

New Mexico Mines	L	29-30
New Mexico	L	20-41
New Mexico	L	29-30
Texas Tech	L	20-34
Sul Ross	L	26-32
Sul Ross	L	27-33
Arizona State	L	26-53
Arizona State	L	22-43
Western New Mexico	W	21-20
Western New Mexico	W	22-20
Western New Mexico	W	27-17
Sul Ross	L	27-33
Sul Ross	L	36-47
New Mexico Mines	L	24-31
Texas Tech	L	20-34
Arizona State	L	24-67
Arizona State	L	29-64
New Mexico Military	L	25-29
New Mexico Military	L	30-40

**1933-34**  
No Games

**1934-35**  
Season Record: 0-12  
Border Conference Record: 0-8 (7th-7)  
Head Coach: J.B. Andrews

New Mexico Mines	L	23-30
New Mexico Mines	L	18-39
New Mexico State	L	26-44
New Mexico State	L	10-40
Arizona*	L	16-53
Arizona*	L	25-36
New Mexico State*	L	22-65
New Mexico State*	L	23-71
New Mexico*	L	23-47
Texas Tech*	L	28-43
Texas Tech*	L	32-51

\* Border Conference Game

**1936-37**  
Season Record: 2-16  
Border Conference Record: 0-10 (7th-7)  
Head Coach: Marshall Pennington

New Mexico Mines	L	22-37
New Mexico Mines	L	25-47
New Mexico State	L	24-59
New Mexico State	L	37-44
New Mexico	L	37-56
New Mexico	L	31-50
Texas Tech*	L	17-43
Texas Tech*	L	25-28 (ot)
New Mexico*	L	29-44
New Mexico*	L	25-42
New Mexico Military	W	42-25
New Mexico Military	W	43-33
Arizona*	L	21-43
Arizona*	L	30-50
Arizona State*	L	37-44
Arizona State*	L	44-46
New Mexico State*	L	35-62
New Mexico State*	L	36-57

\* Border Conference Game

**1937-38**  
Season Record: 4-17  
Border Conference Record: 3-11 (7th-7)  
Head Coach: Marshall Pennington

12/16 at New Mexico Mines	L	24-33
12/17 at New Mexico Mines	L	26-32
12/28 Chihuahua	L	33-45
12/29 Chihuahua	L	27-38
12/30 Chihuahua	L	50-52
1/7 at New Mexico State*	L	23-67
1/8 New Mexico State*	L	32-54
1/31 Texas Tech*	L	36-41
2/1 Texas Tech*	L	43-48
2/4 at New Mexico*	L	45-51
2/5 at New Mexico*	W	40-32
2/7 Arizona State*	W	42-35
2/8 Arizona State*	L	35-40
2/18 at Arizona*	L	31-47
2/19 at Arizona*	L	40-44
2/22 at Arizona State*	L	35-50
2/23 at Arizona State*	W	40-38
2/28 87th Cavalry	W	52-34
3/2 & Loyola of California	L	23-50
3/4 New Mexico State*	L	50-69
3/5 New Mexico State*	L	36-48

\* Border Conference Game  
& Southwestern Basketball Tournament

**1938-39**  
Season Record: 6-13  
Border Conference Record: (6th-7)  
Head Coach: Marshall Pennington

New Mexico Mines	L	26-34
New Mexico Mines	L	27-35
Texas Tech	W	43-35
Texas Tech	L	21-37
Arizona	L	25-46
Arizona	L	32-33
New Mexico State*	L	43-52
New Mexico State*	L	40-65
New Mexico*	L	41-45
New Mexico*	W	39-36
Arizona State	W	57-35
Arizona State	L	37-43
Arizona State	W	40-32
Arizona State	L	27-42
at Northern Arizona*	L	32-59
at Northern Arizona*	L	56-64
Texas Tech	W	37-29
Arizona	L	46-49
Arizona	W	42-30

\* Border Conference Game

**1939-40**  
Season Record: 15-11  
Border Conference Record: (3rd-6)  
Head Coach: Marshall Pennington

New Mexico Mines	L	35-45
New Mexico Mines	L	40-47
Loyola of California	W	49-47
Loyola of California	W	35-28
Western New Mexico	L	44-45
New Mexico Military	W	42-40
Chihuahua	L	36-49
Chihuahua	W	51-43
Arizona State	W	65-49
Arizona State	W	63-46
New Mexico	W	57-49
New Mexico	W	62-53
Northern Arizona*	W	75-52
Northern Arizona*	W	63-32
New Mexico	W	67-37
New Mexico	W	62-36
Texas Tech	L	32-52
Texas Tech	L	29-31
New Mexico State	L	60-62
New Mexico State	L	60-62



# ■ history & records

# [YEAR-BY-YEAR SCORES]

Arizona State	L	39-41
Arizona State	W	44-41
Arizona*	L	44-51
Arizona*	L	47-52
New Mexico State	W	63-60
New Mexico State	W	50-43

\* Border Conference Game

## 1940-41

Season Record: 14-9

Border Conference Record: (1st-6)

Head Coach: Marshall Pennington

Western New Mexico	W	47-39
Western New Mexico	L	45-47
New Mexico	W	63-36
New Mexico State	W	43-38
New Mexico Mines	W	58-38
New Mexico Mines	W	59-44
New Mexico State	W	49-45
New Mexico State	W	45-37
Arizona State	W	55-50
at Northern Arizona*	L	52-56
at Northern Arizona*	W	51-38
Arizona	W	47-35
Arizona	W	55-44
at Arizona	L	50-62
Northern Arizona	W	57-44
Arizona State	L	39-41
Arizona State	L	39-44
Arizona State	L	31-42
Arizona State	L	41-44
Adams State	W	47-30
Western New Mexico	W	50-41
New Mexico State	L	31-37
#Culver-Stockton	L	26-40

\* Border Conference Game

# National Intercollegiate Basketball Tournament (Kansas City, Mo.)

## 1941-42

Season Record: 11-11

Border Conference Record: (5th-9)

Head Coach: Marshall Pennington

New Mexico Mines	W	54-18
Western New Mexico	W	44-26
Western New Mexico	L	30-40
West Texas A&M*	L	44-75
Texas Tech*	L	33-56
12/5 at Hardin-Simmons*	W	60-39
New Mexico	L	33-56
New Mexico State	W	50-33
Arizona	W	46-43
Northern Arizona*	W	57-49
2/7 Arizona State	L	28-36
at Arizona	L	49-59
at Arizona State	L	40-51
at Northern Arizona*	L	35-37
New Mexico	W	64-43
2/21 at New Mexico State	L	22-31
Hardin-Simmons	W	70-47
2/25 West Texas A&M	L	65-88
Texas Tech*	W	66-43
8th Cavalry	W	53-43
Pepperdine	L	44-49
New Mexico State	W	62-41

\* Border Conference Game

## 1942-43

Season Record: 11-6

Border Conference Record: (3rd-8)

Head Coach: Marshall Pennington

New Mexico Mines	W	43-36
New Mexico Mines	W	51-47
Western New Mexico	W	58-32
Western New Mexico	W	61-15
Arizona	L	35-58
Arizona	L	44-62
Arizona	L	47-72

Arizona	L	46-57
New Mexico	W	58-48
New Mexico	W	58-32
New Mexico	W	57-33
New Mexico	W	51-43
Hardin-Simmons	W	85-44
West Texas A&M	L	56-67
Hardin-Simmons	W	43-42
Arizona	L	51-60
Texas Tech	W	53-46

\* Border Conference Game

## 1943-44

No Games Played

## 1944-45

Season Record: 10-12

Border Conference Record: (4th-8)

Head Coach: Charles Finley

Hardin-Simmons	W	59-36
Hardin-Simmons	L	31-35 (ot)
326 AA Fort Bliss	L	41-51
New Mexico	L	37-59
New Mexico	L	41-66
New Mexico State	L	34-39
643 AA Ft. Bliss	W	49-45
Eastern New Mexico	W	43-36
New Mexico	L	43-46
New Mexico State	L	23-25
New Mexico State	W	34-32
Hardin-Simmons	W	42-34
Hardin-Simmons	L	35-37
Texas Tech	L	36-46
Texas Tech	L	32-49
West Texas A&M	L	51-68
Eastern New Mexico	W	43-37
75 AA Fort Bliss	W	58-14
643 AA Fort Bliss	L	40-44
C. Hernandez (Chihuahua)	W	57-35
Beaumont Hospital	W	60-50
New Mexico State	W	34-32

## 1945-46

Season Record: 8-10

Border Conference Record: 4-7

Head Coach: Dale Waters

New Mexico State	W	41-36
at New Mexico State	L	22-41
Fort Bliss	L	56-89
New Mexico	L	38-68
New Mexico	L	36-45
at Chihuahua	L	60-70
Chihuahua	L	32-56
Hardin-Simmons	W	45-33
Arizona State	L	26-46
New Mexico State	W	45-33
New Mexico	L	27-61
New Mexico	L	28-45
Arizona	L	42-48
New Mexico State	W	50-42
Texas Tech	L	39-52

## 1946-47

Season Record: 12-8

Border Conference Record: (4th-9)

Head Coach: Dale Waters

Hardin-Simmons	W	64-50
New Mexico	L	58-67
New Mexico State	W	51-44
New Mexico State	W	59-51
Arizona	L	51-74
New Mexico State	W	54-47
New Mexico	L	56-68
Western New Mexico	W	65-42
West Texas A&M	L	38-62
New Mexico State	W	63-48
Texas Tech	L	44-74
Hardin-Simmons	W	59-47

West Texas A&M	W	56-46
Texas Tech	W	57-40
Western New Mexico	L	48-49
Arizona State	W	61-55
Northern Arizona*	W	61-55
Arizona	L	57-69
Arizona State	W	60-54
at Northern Arizona*	L	48-66

\* Border Conference Game

## 1947-48

Season Record: 13-16

Border Conference Record: 6-10 (8th-9)

Head Coach: Ross Moore

12/2 International Petro	W	66-60
12/5 at Chihuahua Dorados	W	58-52
12/6 at Chihuahua Dorados	L	54-61
12/9 New Mexico State	L	50-55
12/12 at New Mexico State*	L	35-42
12/16 at W. New Mexico	L	38-39
12/22 San Diego State	L	57-60
12/29 at Abilene Christian	W	76-48
12/30 at Abilene Christian	L	64-69
1/6 Fort Bliss	W	75-41
1/9 Northern Arizona*	W	70-53
1/10 Arizona State*	W	75-53
1/13 at Northern Arizona*	W	72-42
1/15 at Hardin-Simmons*	W	55-31
1/30 New Mexico State*	W	52-26
2/2 Sul Ross	W	69-52
2/3 Sul Ross	W	58-53
2/5 at West Texas A&M*	L	52-65
2/6 at Texas Tech*	L	41-54
2/7 at Hardin-Simmons*	L	51-53
2/9 at W. New Mexico	W	56-44
2/10 at New Mexico*	L	43-44
2/14 at Arizona*	L	49-68
2/16 at New Mexico State	L	52-55
2/20 Texas Tech*	W	56-55
2/21 West Texas A&M*	L	55-58
2/25 at Arizona*	L	50-93
2/26 at Arizona State*	L	49-68
2/27 at Northern Arizona*	L	29-55

\* Border Conference Game

## 1948-49

Season Record: 8-12

Border Conference Record: 7-9 (15th-9)

Head Coach: Dale Waters

12/10 at Chihuahua	L	52-59
12/11 at Chihuahua	L	45-47
12/14 New Mexico State*	W	53-45
12/17 at New Mexico*	L	43-59
1/4 West Texas A&M*	W	44-43
1/6 Texas Tech*	W	57-53
1/10 at West Texas A&M*	L	41-60
1/11 at Texas Tech*	L	39-57
1/12 at Hardin-Simmons*	L	47-70
2/1 at New Mexico State*	L	47-55
2/4 New Mexico*	W	53-51
2/7 Arizona State*	W	56-55
2/10 Northern Arizona*	W	73-57
2/17 at Arizona*	L	48-63
2/18 at Arizona State*	L	39-60
2/19 at Northern Arizona*	L	45-59
2/21 Hardin-Simmons*	L	51-53
2/28 Arizona*	W	70-69 (2ot)
3/2 at Sul Ross	L	41-43
3/3 at Sul Ross	W	44-40

\* Border Conference Game

## 1949-50

Season Record: 17-13

Border Conference Record: 5-11 (7th-9)

Head Coach: Ross Moore

12/1 #Arizona State	W	67-61
12/2 at W. New Mexico	W	62-53
12/5 Sandia AFB	W	73-43
12/6 Culver-Stockton	L	54-56 (ot)
12/9 Lackland AFB	W	62-47
12/10 Lackland AFB	W	67-53
12/15 =Northern Arizona	W	61-54
12/21 at New Mexico State	W	59-51
12/30 †West Texas A&M	W	54-52 (ot)
12/31 †Arizona	L	47-55
1/4 Hardin-Simmons*	W	49-46
1/5 Texas Tech*	L	58-59 (ot)
1/9 at Northern Arizona*	W	52-44
1/10 at Arizona State*	L	58-80
1/11 at Arizona*	L	58-80
1/18 at New Mexico State*	W	46-41
1/28 New Mexico State*	L	43-56
1/30 Sul Ross	W	68-40
1/31 Sul Ross	W	64-53
2/2 New Mexico*	W	69-41
2/6 New Mexico State	W	59-51
2/11 [18] Arizona*	L	49-72
2/13 at New Mexico*	L	55-63
2/18 SWest Texas A&M*	L	48-72
2/21 at Hardin-Simmons*	L	46-69
2/22 at Texas Tech*	L	49-67
2/23 at West Texas A&M*	L	61-88
2/25 at Western New Mexico	W	65-62 (ot)
3/1 Arizona State*	L	59-73
3/4 Northern Arizona*	W	88-47

\* Border Conference Game

# Game Played in Duncan, Ariz.

= Game Played in Morenci, Ariz.

† Sun Carnival Classic Game (El Paso, Texas)

‡ Game Played in Austin, Texas

## 1950-51

Season Record: 10-15

Border Conference Record: 4-12 (8th-9)

Head Coach: Dale Waters

12/8 at Chihuahua	W	68-58
12/9 at Chihuahua	W	79-77
12/13 at New Mexico*	L	65-75
12/18 at Northern Arizona*	W	92-69
12/19 at Arizona State*	L	74-80
12/20 at Arizona*	L	52-63
12/29 †Southern Mississippi	L	69-72
12/30 †Hardin-Simmons	L	70-72
1/8 Northern Arizona*	L	62-64
1/10 Arizona State*	W	91-77
1/13 at New Mexico State*	L	50-74
1/26 at Dowell's Cafe	W	58-54
1/27 at Wayland	L	79-81
1/29 at Sul Ross	W	89-57
1/30 at Sul Ross	W	72-54
2/2 Wayland	W	81-65
2/5 New Mexico State*	L	76-92
2/8 Texas Tech*	W	80-76
2/14 [16] Arizona*	L	54-79
2/17 New Mexico*	L	55-61
2/19 at Hardin-Simmons*	L	52-59
2/20 at Texas Tech*	L	49-67
2/21 at West Texas A&M*	L	59-81
3/1 West Texas A&M*	L	62-66
3/3 Hardin-Simmons*	W	87-69

\* Border Conference Game

† Sun Carnival Classic Game (El Paso, Texas)

## 1951-52

Season Record: 8-17

Border Conference Record: 6-8 (16th-8)

Head Coach: Dale Waters

12/1 at New Mexico State	L	48-65
12/7 at Pepperdine	L	57-64

12/12 at W. New Mexico	W	59-56
12/14 at New Mexico	L	70-79
12/19 St. Mary's (Cal.)	L	44-79
12/29 †North Texas	L	58-77
12/30 †West Texas A&M	L	51-71
1/4 New Mexico State	L	53-71
1/10 at Hardin-Simmons*	L	56-62
1/11 at Texas Tech*	W	68-58
1/12 at West Texas A&M*	L	48-69
1/19 at New Mexico State*	L	36-60
1/25 Sul Ross	W	77-57
1/26 ^vs. Sul Ross	W	84-44
1/28 West Texas A&M*	L	52-60
2/2 Arizona*	W	70-64
2/4 Texas Tech*	L	45-55
2/8 Hardin-Simmons*	W	61-59
2/11 Northern Arizona*	W	83-81 (ot)
2/15 Arizona State*	L	56-60
2/18 at Northern Arizona*	W	93-88
2/19 at Arizona State*	L	52-70
2/20 at Arizona*	L	58-83
2/23 at New Mexico State*	L	44-53
3/1 New Mexico	L	69-74

\* Border Conference Game

† Sun Carnival Classic Game (El Paso, Texas)

^ Game played in Fabens, Texas

## 1952-53

Season Record: 5-21

Border Conference Record: 4-14 (17th-8)

Head Coach: Dale Waters

12/5 Sul Ross	W	80-62
12/6 at Sul Ross	L	66-82
12/11 Centenary	L	73-79
12/12 New Mexico	L	65-76
12/16 at North Texas	L	63-72
12/17 at Texas A&M-Commerce	L	51-76
at Texas A&M-Commerce	L	47-64
12/19 at Louisiana Tech	L	56-68
12/22 at Southern Hill	L	61-90
12/23 at Spring Mill	L	56-66
1/5 New Mexico State	L	62-67
1/9 Arizona*	L	54-63
1/12 at Northern Arizona*	W	74-72
1/13 at Arizona State*	L	54-90
1/14 at Arizona*	L	54-66
1/28 at New Mexico	L	70-83
2/4 West Texas A&M*	W	59-57
2/7 Texas Tech*	L	68-94
2/9 at Hardin-Simmons*	L	41-68
2/10 at Texas Tech*	L	59-74
2/11 at West Texas A&M*	L	62-71
New Mexico State*	W	57-50
2/18 Arizona State*	L	63-73
2/20 Northern Arizona*	W	75-62
2/23 Hardin-Simmons*	L	

# [YEAR-BY-YEAR SCORES]

2/6	at Texas Tech*	L	59-86
2/8	at Hardin-Simmons*	W	73-71 (ot)
2/10	Midwestern	W	62-60 (ot)
2/12	%Texas Tech*	L	57-77
2/20	at New Mexico State*	W	55-44
2/25	New Mexico State*	L	45-57
3/1	at Arizona*	L	52-56
3/2	at Arizona State*	L	71-92

\* Border Conference Game  
% Game played in Anthony, N.M.

## 1954-55

Season Record: 14-7  
Border Conference Record: 8-4 (13rd-7)  
Head Coach: George McCarty

12/2	St. Michaels	W	88-39
12/4	Sul Ross	W	66-49
12/6	Abilene Christian	W	67-60
12/9	McMurry	W	69-57
12/10	Svs. McMurry	W	60-57
12/16	at Louisiana Tech	L	69-76
12/18	at Kentucky Wesleyan	L	69-85
12/20	at Tennessee Tech	L	68-92
12/22	at Murray State	L	69-76
1/8	at West Texas A&M*	L	84-92
1/10	at Texas Tech*	L	66-86
1/11	at Hardin-Simmons*	L	56-58 (ot)
1/22	Arizona State*	W	73-57
2/5	%vs. New Mexico State*	W	80-64
2/12	at Arizona State*	W	90-77
2/14	at Arizona*	W	60-58 (ot)
2/18	Hardin-Simmons*	W	66-58
2/19	West Texas A&M*	W	78-76 (ot)
2/23	Arizona*	W	70-45
3/1	New Mexico State*	W	75-59
3/5	Texas Tech*	W	79-71

\* Border Conference Game  
\$ Game played in Roswell, N.M.  
% Game played in Anthony, N.M.

## 1955-56

Season Record: 12-10  
Border Conference Record: 7-5 (3rd-7)  
Head Coach: George McCarty

12/1	Western New Mexico	W	70-51
12/3	New Mexico	W	67-52
12/5	at Oklahoma State	L	40-51
12/7	at Tulsa	L	56-57
12/9	at Washington (Mo.)	W	62-60 (ot)
12/10	at Bradley	L	65-88
12/12	at Creighton	W	58-57
12/16	Murray State	W	89-71
12/19	Memphis	L	70-71
12/30	at New Mexico	L	86-93 (ot)
1/6	Arizona State*	L	72-74 (ot)
1/7	Arizona*	L	54-60
1/14	Hardin-Simmons*	W	78-53
1/27	at New Mexico State*	W	53-51
2/4	New Mexico State*	L	58-60
2/11	at Arizona State*	W	97-84
2/13	at Arizona*	W	85-84
2/17	West Texas A&M*	W	83-71
2/20	Texas Tech*	W	83-65
2/25	at Hardin-Simmons*	W	74-70
2/27	at Texas Tech*	L	90-117
2/28	at West Texas A&M*	L	79-80

\* Border Conference Game

## 1956-57

Season Record: 15-8  
Border Conference Record: 8-2 (1st-6)  
Head Coach: George McCarty

12/1	Western New Mexico	W	73-48
12/3	Sul Ross	W	60-56
12/5	New Mexico	W	75-65
12/8	at Washington (Mo.)	L	55-58
12/10	at Wayne State	L	60-67
12/12	at Tulsa	L	59-77
12/14	at Memphis	L	48-77
12/15	at Tennessee Tech	L	62-69
12/20	Colorado State	W	70-61
12/28	New Mexico	W	78-65
12/29	North Texas	W	87-69
1/5	Hardin-Simmons*	W	81-65
1/7	West Texas A&M*	W	61-50
1/12	Arizona*	W	93-69
1/19	at New Mexico State*	W	74-61
1/28	Arizona State*	W	77-66
2/2	at Arizona State*	L	88-89 (ot)
2/4	at Arizona*	L	52-73
2/15	at West Texas A&M*	W	83-73
2/16	at Texas Tech	L	44-70
2/18	at Hardin-Simmons*	W	51-49
2/22	Texas Tech	W	66-53
2/25	New Mexico State*	W	72-69 (ot)

\* Border Conference Game

## 1957-58

Season Record: 14-10  
Border Conference Record: 5-6 (3rd-6)  
Head Coach: George McCarty

12/3	at Kansas State	L	31-76
12/4	at Wichita State	L	48-71
12/6	at Washington (Mo.)	W	43-38
12/7	at Oklahoma State	L	43-65
12/10	Western New Mexico	W	60-50
12/12	McMurry	W	63-52
12/14	at Texas State	W	61-60
12/18	Sul Ross	W	72-55
12/20	at New Mexico	W	55-54
1/2	New Mexico Highlands	W	85-66
1/4	Arizona*	L	67-71
1/6	Arizona State*	W	73-72
1/11	at West Texas A&M*	W	82-73
1/13	at Hardin-Simmons*	L	43-66
1/25	New Mexico State*	W	67-58
1/27	Abilene Christian	W	89-51
1/29	at Northern Arizona	L	55-76
2/1	at Arizona State*	L	62-65
2/3	at Arizona*	L	59-60
2/15	at New Mexico State*	L	54-56
2/19	Northern Arizona	W	85-52
2/24	West Texas A&M*	W	78-67 (ot)
2/28	Hardin-Simmons*	W	69-60
3/8	New Mexico State*	L	58-71

\* Border Conference Game

## 1958-59

Season Record: 14-9  
Border Conference Record: 6-2 (1st-6)  
Head Coach: George McCarty

12/1	at Tulsa	W	58-54
12/2	at Wichita State	L	58-63
12/4	at Oklahoma State	L	37-41
12/6	at Washington (Mo.)	W	56-48
12/8	at Tennessee Tech	L	60-65
12/11	McMurry	W	62-43
12/12	New Mexico	W	68-53
12/15	Santa Barbara	W	75-54
12/19	at Sul Ross	W	76-61
12/22	Missouri	W	75-71
1/3	Sul Ross	L	80-86 (ot)
1/10	New Mexico State	W	63-57
1/17	West Texas A&M*	W	79-63
1/19	Hardin-Simmons*	W	63-50
1/31	at Arizona*	W	76-66

2/2	at Arizona State*	L	62-75
2/14	at New Mexico State	L	47-55
2/21	Arizona State*	W	78-66
2/23	Arizona*	W	76-51
2/28	at West Texas A&M*	W	67-58
3/2	at Hardin-Simmons*	L	57-58 (ot)
3/3	at Abilene Christian	L	62-70
3/7	New Mexico State	L	48-65

\* Border Conference Game

## 1959-60

Season Record: 6-19  
Border Conference Record: 1-9 (6th-6)  
Head Coach: Harold Davis

12/1	at Oklahoma State	L	44-45
12/2	at Oklahoma	L	58-76
12/5	at Wichita State	L	75-94
12/9	Oklahoma State	L	41-68
12/10	at New Mexico	W	81-77 (ot)
12/12	at Wyoming	L	53-67
12/14	+vs. Idaho State	L	71-74
12/15	at Idaho State	L	58-92
12/18	=vs. Southwest Okla.	W	63-57
12/19	at Central Oklahoma	L	73-76
1/2	Wayland	W	66-47
1/4	Abilene Christian	W	84-82 (2 ot)
1/9	at Arizona State*	L	63-84
1/11	at Arizona*	L	55-62
1/16	New Mexico State*	L	57-71
1/30	at Eastern New Mexico	L	67-71
2/2	Eastern New Mexico	W	90-74
2/8	at New Mexico State*	L	52-80
2/13	at West Texas A&M*	L	76-85
2/15	at Hardin-Simmons*	L	73-83
2/16	at Abilene Christian	L	79-96
2/20	West Texas A&M*	L	59-72
2/22	Hardin-Simmons*	W	77-63
2/27	Arizona*	L	77-100
2/29	Arizona State*	L	84-88

\* Border Conference Game  
+ Game Played in Twin Falls, Idaho  
= Game Played in Las Cruces, N.M.

## 1960-61

Season Record: 12-12  
Border Conference Record: 4-6 (4th-6)  
Head Coach: Harold Davis

12/1	at Oklahoma	L	58-70
12/3	at Oklahoma State	L	62-77
12/5	at Tulsa	L	74-88
12/8	Western New Mexico	W	81-73
12/10	New Mexico	W	81-75
12/12	Wayland	W	68-64
12/14	at Western New Mexico	W	75-72
12/16	@vs. Sul Ross	W	80-69
12/28	@vs. Centenary	L	71-94
12/29	@vs. Louisiana Tech	L	76-81
12/30	at Northwestern State	L	79-80
1/3	at Sul Ross	W	92-76
1/7	at Arizona*	L	71-74
1/9	at Arizona State*	L	103-119
1/14	New Mexico State*	L	75-95
2/1	Pasadena College	W	97-91
2/4	at West Texas A&M*	W	71-67
2/6	at Hardin-Simmons*	W	81-65
2/11	at New Mexico State*	L	79-107
2/15	Eastern New Mexico	W	92-91
2/18	Arizona*	L	65-74
2/20	Arizona State*	L	86-89
2/25	Hardin-Simmons*	W	77-57
2/27	West Texas A&M*	W	102-80

\* Border Conference Game  
@ Game Played in Shreveport, La.

## 1961-62

Season Record: 18-6  
Border Conference Record: 5-3 (2nd-5)  
Head Coach: Don Haskins

12/2	at Iowa State	W	66-59
12/4	at Tulsa	L	66-76
12/5	at Oklahoma State	L	57-63
12/12	St. Michael's	W	91-57
12/15	at New Mexico	W	68-66
12/16	at New Mexico Highlands	W	72-65
12/18	Colorado State	W	91-38
12/28	†Baylor	W	70-46
12/29	†New Mexico	W	73-55
1/2	Western New Mexico	W	82-54
1/6	Northern Arizona	W	88-55
1/11	Arizona State*	L	55-62
1/13	Arizona	W	57-55 (ot)
1/27	New Mexico State*	W	67-51
1/29	at Eastern New Mexico	W	55-50
2/3	at Arizona State*	L	62-68
2/5	at Arizona	L	52-57
2/10	New Mexico Highlands	W	89-39
2/13	Eastern New Mexico	W	79-46
2/17	at Hardin-Simmons*	L	66-68
2/19	at West Texas A&M*	W	75-60
2/24	Hardin-Simmons*	W	81-51
2/26	West Texas A&M*	W	74-60
2/28	at New Mexico State*	W	51-42

\* Border Conference Game  
† Sun Carnival Classic Tournament (El Paso, Texas)

## 1962-63

Season Record: 19-7  
Head Coach: Don Haskins

12/1	Sul Ross	W	63-46
12/3	Wayland	W	81-41
12/7	at Marquette	L	65-77
12/8	at [6] Wisconsin	L	59-73
12/10	New Mexico	W	67-44
12/14	at Utah State	W	66-59
12/15	at Utah	W	51-48
12/19	Oklahoma State	W	57-47
12/21	Colorado State	L	62-64 (ot)
12/22	Los Angeles State	W	79-48
12/28	†Tennessee	W	77-57
12/29	†Texas	W	45-40
1/4	Arizona	W	76-55
1/5	[4] Arizona State	L	60-63
1/26	at Hardin-Simmons	W	67-55
1/28	at West Texas A&M	W	92-59
2/2	at [5] Arizona State	L	60-63
2/4	at Arizona	W	65-50
2/8	Utah State	W	57-55
2/16	Hardin-Simmons	W	73-61
2/18	West Texas A&M	W	84-42
2/23	New Mexico State	W	65-51
2/26	Wichita State	L	58-60
2/28	at New Mexico State	W	70-51
3/2	Air Force	W	62-45
3/9	^Texas	L	47-65

† Sun Carnival Classic Tournament Game  
^ NCAA Tournament Game (Lubbock, Texas)

## 1963-64

Season Record: 25-3  
Head Coach: Don Haskins

11/30	North Texas	W	87-55
12/2	at Washington	L	49-57
12/4	at [5] Wichita State	W	75-74
12/9	Tarleton State	W	78-36
12/13	Long Beach State	W	101-58
12/14	San Jose State	W	53-37
12/16	Centenary	W	91-66
12/18	Tennessee Tech	W	101-62
12/19	Tennessee Tech	W	64-48
12/20	%Tulane	W	76-59
12/21	%William & Mary	W	61-51
12/28	†Clemson	W	76-55

12/29	†Denver	W	53-42
1/4	Western New Mexico	W	100-56
1/6	Arizona State	W	77-72
1/8	West Texas A&M	W	84-66
1/25	West Texas A&M	W	61-53
1/28	Missouri State	W	93-48
2/1	at Oklahoma State	L	56-58
2/8	at New Mexico	W	62-60
2/10	at Denver	W	62-48
2/17	at New Mexico State	W	59-42
2/22	UT-Pan American	W	68-57
2/24	New Mexico State	W	90-54
2/26	at North Texas	W	62-56
3/9	^Texas A&M	W	68-62
3/13	+Kansas State	L	60-64
3/14	+Creighton	W	63-52

% Arkansas State Tournament (Jonesboro, Ark.)  
† Sun Carnival Classic Tournament (El Paso, Texas)  
^ NCAA Tournament Game (Dallas, Texas)  
+ NCAA Tournament Game (Wichita, Kan.)

## 1964-65

Season Record: 16-9  
Head Coach: Don Haskins

12/1	UT-Pan American	W	66-58 (ot)
12/3	Midwestern	W	70-46
12/7	Texas A&M-Commerce	W	65-49
12/9	at [2] Wichita State	L	55-73
12/11	at Colorado State	W	63-50
12/12	at Denver	L	55-56
12/15	St. Michael's	W	63-47
12/18	\$Murray State	L	58-65
12/19	\$Washington State	L	63-67
12/21	Hayward State	W	68-35
12/23	at Arizona	L	40-77
12/29	†William & Mary	W	56-50
12/30	†New Mexico	L	47-55
1/1	Rhode Island	W	81-62
1/16	Air Force	W	60-57
1/21	Utah State	W	68-62
1/23	at West Texas A&M	L	54-56
1/28	New Mexico	L	58-69
2/3	Arizona State	W	73-60
2/5	Arizona	W	51-39
2/10	at New Mexico State	W	78-64
2/15	Centenary	W	68-55
2/18	West Texas A&M	W	71-45
2/24	New Mexico State	W	107-51
3/11	#Manhattan	L	53-71



# [YEAR-BY-YEAR SCORES]

2/26	Colorado State	W	72-55
3/2	at New Mexico State	W	73-56
3/5	at Seattle	L	72-74
3/6	+Oklahoma City	W	89-74
3/11	% [7] Cincinnati	W	78-76 (ot)
3/12	% [4] Kansas	W	81-80 (2ot)
3/18	^Utah	W	85-78
3/19	^ [1] Kentucky	W	72-65

^ Rock Island Tournament (Rock Island, Ill.)  
 † Sun Carnival Classic Tournament (El Paso, Texas)  
 + NCAA Tournament (Wichita, Kan.)  
 % NCAA Tournament (Lubbock, Texas)  
 ^ NCAA Tournament (College Park, Md.)

**1966-67**

Season Record: 22-6  
 Head Coach: Don Haskins

12/1	Sam Houston	W	78-54
12/3	Abilene Christian	W	85-46
12/6	Texas A&M-Commerce	W	61-30
12/8	UT-Pan American	W	67-65
12/10	at SMU	W	71-62
12/16	[5] New Mexico	L	62-71
12/17	@Kansas	W	71-67 (ot)
12/19	Wichita State	W	77-60
12/29	†Southern Illinois	L	54-59
12/30	†Drake	W	66-47
1/6	Southern Mississippi	W	84-54
1/7	Southern Mississippi	W	76-63
1/10	at West Texas A&M	W	85-73
1/21	Weber State	W	72-38
1/26	Arizona State	W	56-50
1/28	@BYU	W	85-76
2/1	New Mexico State	L	55-68
2/4	at Tulsa	W	61-53
2/9	at Arizona	W	75-65
2/11	at Seattle	L	56-69
2/15	at New Mexico State	L	53-64
2/18	Seattle	W	80-54
2/20	at Utah State	W	79-75 (2ot)
2/25	West Texas A&M	W	97-67
2/27	at Arizona State	W	61-51
3/11	^Seattle	L	62-54
3/17	+Pacific	L	63-72
3/18	+Wyoming	W	69-67

† Sun Carnival Classic Tournament (El Paso, Texas)  
 @ Game Played in Chicago, Ill.  
 ^ NCAA First Round (Fort Collins, Colo.)  
 + NCAA Second Round (Corvallis, Ore.)

**1967-68**

Season Record: 14-9  
 Head Coach: Don Haskins

12/2	UT-Arlington	W	80-65
12/4	UT-Pan American	W	66-55
12/6	Arkansas State	W	57-48
12/9	Arizona	W	67-66 (ot)
12/18	at Iowa	L	53-59
12/21	†Maryland	W	70-53
12/22	†San Francisco	W	81-61
12/28	Q Loyola	W	76-68
12/30	Q Illinois	L	50-68
1/3	at Colorado State	W	90-70
1/8	Lamar	W	83-65
1/13	Southern Colorado	W	85-66
1/20	New Mexico State	L	64-76
1/26	@BYU	L	59-81
1/27	West Texas A&M	W	79-61
2/10	at [6] New Mexico	L	58-64
2/12	at Arizona State	W	87-69
2/17	Seattle	L	65-67
2/21	at New Mexico State	L	63-68
2/24	at West Texas A&M	L	63-65
3/2	Colorado State	W	79-67
3/4	at Seattle	L	51-67
3/6	Arizona State	W	85-81

† Sun Carnival Classic Tournament (El Paso, Texas)  
 Q Collegiate Doubleheader (Chicago, Ill.)  
 @ Game Played in Chicago, Ill.

**1968-69**

Season Record: 16-9  
 Head Coach: Don Haskins

11/30	ΔDenver	W	81-63
12/2	Δat New Mexico State	L	49-51
12/4	Southern Mississippi	W	92-71
12/7	Southern Colorado	W	80-68
12/9	Southern Colorado	W	94-81
12/14	at [5] New Mexico	L	61-65
12/17	Eastern New Mexico	W	74-62
12/20	†Georgia Tech	W	75-71
12/21	†Loyola	W	97-70
12/23	[5] New Mexico	W	71-67
12/27	→Tulsa	L	73-81
12/28	→Montana State	W	103-90
1/2	Tahoe Paradise	W	109-63
1/4	Arizona State	W	93-83
1/6	UT-Pan American	W	100-53
1/11	at Colorado State	L	63-64
1/18	[7] New Mexico State	L	65-80
1/27	at Seattle	L	74-86
2/1	at Arizona	L	66-75
2/3	Centenary	W	86-65
2/12	at [15] New Mexico State	L	62-78
2/22	Louisiana-Lafayette	W	75-62
2/24	Seattle	W	88-82
2/28	Colorado State	W	78-58
3/4	at Arizona State	L	82-95

Δ Pam Am Center Tipoff (Las Cruces, N.M.)  
 † Sun Carnival Classic Tournament (El Paso, Texas)  
 → Trojan Invitational (Los Angeles, Calif.)

**1969-70**

Season Record: 17-8  
 Western Athletic Conference: 10-4 (1st-8)  
 Head Coach: Don Haskins

12/3	Q Oklahoma Christian	W	61-45
12/6	Quincy College	W	87-55
12/19	@Western Kentucky	L	59-78
12/20	@SMU	W	73-68
12/22	†Clemson	W	90-82
12/23	†Missouri	W	98-78
12/27	SMU	W	73-69
1/3	Louisiana-Lafayette	W	87-61
1/5	[7] New Mexico State	L	66-75
1/8	at Colorado State*	W	77-64
1/10	at Wyoming*	W	80-70
1/15	Arizona*	W	73-59
1/17	Arizona State*	W	108-64
1/24	at [5] New Mexico State	L	77-90
1/29	at Utah*	L	61-66
1/31	at BYU*	L	72-87
2/5	New Mexico*	W	74-59
2/12	Wyoming*	W	88-80
2/14	Colorado State*	W	80-61
2/19	at Arizona State*	W	94-81
2/21	at Arizona*	L	72-86
2/26	BYU*	W	81-70
2/28	Utah*	W	83-82
3/4	at New Mexico*	L	70-78
3/7	^ [18] Utah State	L	81-91

\* WAC Game  
 Δ Jayhawk Classic (Lawrence, Kan.)  
 † Sun Carnival Classic Tournament (El Paso, Texas)  
 ^ NCAA Tournament (Provo, Utah)

**1970-71**

Season Record: 16-10  
 Western Athletic Conference: 9-5 (2nd-8)  
 Head Coach: Don Haskins

12/2	Wayland	W	65-50
12/4	Western New Mexico	W	75-58
12/7	at Colorado	L	68-78
12/12	at [15] New Mexico State	L	61-63

12/15	Eastern New Mexico	W	68-56
12/18	†Miami (Ohio)	W	54-53
12/19	† [8] USC	L	63-65
12/29	Adams State	W	81-43
1/2	Louisiana-Lafayette	L	63-67
1/4	Louisiana-Lafayette	L	69-84
1/8	Utah*	W	80-56
1/9	BYU*	W	66-64
1/16	at New Mexico*	L	53-65
1/23	New Mexico State	W	66-52
1/28	Western Arizona	W	77-62
1/29	at Colorado State*	W	69-68
1/30	at Wyoming*	L	67-69 (ot)
2/4	Arizona State*	W	74-59
2/6	Arizona*	W	80-66
2/11	at BYU*	L	48-75
2/13	at Utah*	L	64-69
2/20	New Mexico*	W	68-67
2/25	Wyoming*	W	66-65
2/27	Colorado State*	W	77-74
3/5	at Arizona*	L	77-82
3/6	at Arizona State*	W	83-81

\* WAC Game  
 † Sun Carnival Classic Tournament (El Paso, Texas)

**1971-72**

Season Record: 20-7  
 Western Athletic Conference: 9-5 (2nd-8)  
 Head Coach: Don Haskins

12/1	Houston Baptist	W	66-57
12/3	McMurry	W	71-47
12/7	Iowa	W	65-57
12/10	Δ [6] Long Beach State	L	64-74
12/11	Δ UT-Pan American	W	79-77
12/13	at UW-Milwaukee	W	57-41
12/17	†Loyola	W	77-54
12/18	†Memphis	W	85-79
12/21	Colorado	W	83-57
12/29	Missouri Western	W	75-56
1/3	at New Mexico State	W	75-59
1/7	at Wyoming*	W	67-59
1/8	at Colorado State*	L	62-63
1/15	at New Mexico*	L	44-68
1/22	New Mexico State	W	65-63
1/28	Arizona*	W	68-50
1/29	Arizona State*	W	70-49
2/3	at Utah*	L	61-76
2/5	at [10] BYU*	L	54-57
2/10	Colorado State*	W	77-70
2/12	Wyoming*	W	73-51
2/19	New Mexico*	W	65-42
2/24	at Arizona State*	L	74-77
2/26	at Arizona*	W	63-48
3/3	[7] BYU*	W	73-69
3/4	Utah*	W	80-60
3/19	†Niagara	L	57-76

\* WAC Game  
 Δ Bayou Classic (Lafayette, La.)  
 † Sun Carnival Classic Tournament (El Paso, Texas)  
 # National Invitation Tournament (New York, N.Y.)

**1972-73**

Season Record: 16-10  
 Western Athletic Conference: 6-8 (5th-8)  
 Head Coach: Don Haskins

11/24	Doane College	W	89-49
11/27	New Mexico State	W	56-54
12/1	Adams State	W	66-37
12/2	Northwestern State	W	45-29
12/8	@Marshall	L	62-64
12/9	@St. Joseph's	W	63-62
12/12	Wayland	W	71-44
12/16	at New Mexico State	L	49-69
12/23	Oklahoma Christian	W	75-38
12/28	†SMU	W	71-55
12/29	† [15] Indiana	W	74-65
1/5	at Arizona*	L	73-79
1/6	at Arizona State*	L	57-72

1/11	Utah*	W	61-51
1/12	BYU*	L	55-56
1/22	Regis	W	65-39
1/26	at Colorado State*	W	57-49
1/27	at Wyoming*	L	58-61
2/3	at New Mexico*	L	64-79
2/8	Arizona State*	L	61-67
2/10	Arizona*	L	78-81
2/15	at [20] BYU*	L	43-48
2/16	at Utah*	W	64-54
2/22	Wyoming*	W	64-54
2/24	Colorado State*	W	62-44
3/3	[15] New Mexico*	W	63-60

\* WAC Game  
 @ Bayou Classic (Lafayette, La.)  
 † Sun Carnival Classic Tournament (El Paso, Texas)

**1973-74**

Season Record: 18-7  
 Western Athletic Conference: 8-6 (5th-8)  
 Head Coach: Don Haskins

12/1	Quincy College	W	67-34
12/4	New Mexico State	W	58-42
12/7	& Kent State	W	50-47
12/8	& Missouri	L	56-68
12/11	Wabash	W	87-45
12/15	at New Mexico State	W	55-48
12/21	Auburn	W	68-56
12/22	Evansville	W	60-57
12/28	†Wayland	W	78-55
12/29	†Missouri Western	W	79-51
1/4	BYU*	L	58-62
1/5	Utah*	W	78-63
1/11	at Arizona State*	L	53-73
1/12	at Arizona*	W	81-63
1/19	[15] New Mexico*	W	78-71
1/25	at Colorado State*	W	53-52
1/26	at Wyoming*	W	68-38
2/2	Northeast Louisiana	W	59-39
2/7	at Utah*	L	72-73
2/9	at BYU*	L	54-56
2/14	[20] Arizona*	L	59-85
2/15	Arizona State*	W	82-74
2/22	Wyoming*	W	77-74 (ot)
2/23	Colorado State*	W	58-46
3/2	at [19] New Mexico*	L	55-67

\* WAC Game  
 Δ Show Me Classic (Columbia, Mo.)  
 † Sun Carnival Classic Tournament (El Paso, Texas)

**1974-75**

Season Record: 20-6  
 Western Athletic Conference: 10-4 (2nd-8)  
 Head Coach: Don Haskins

11/29	Sul Ross	W	84-32
11/30	Houston Baptist	W	68-54
12/3	Wayland	W	68-29
12/6	=North Texas	W	52-49
12/7	=at Creighton	W	69-63
12/14	at New Mexico State	W	48-41
12/19	†Miami (Ohio)	W	72-66
12/20	†Texas A&M	W	71-69
12/27	Texas A&M-Commerce	W	72-62
12/30	New Mexico State	L	39-61
1/4	Eastern New Mexico	W	73-50
1/10	Colorado State*	L	44-62
1/11	Wyoming*	W	66-41
1/17	at [9] Arizona State*	L	56-61
1/18	at [13] Arizona*	L	57-69
1/24	BYU*	W	86-60
1/25	Utah*	W	79-61
2/1	at New Mexico*	W	53-52
2/14	at Wyoming*	W	64-54
2/15	at Colorado State*	W	61-60
2/21	[15] Arizona*	W	68-61
2/22	[8] Arizona State*	W	75-70
2/28	at Utah*	W	71-65
3/1	at BYU*	L	54-65

3/8	New Mexico*	W	66-59
3/15	^ [1] Indiana	L	53-78

\* WAC Game  
 = Creighton Classic (Omaha, Neb.)  
 † Sun Carnival Classic Tournament (El Paso, Texas)  
 ^ NCAA Tournament (Lexington, Ky.)

**1975-76**

Season Record: 19-7  
 Western Athletic Conference: 9-5 (2nd-8)  
 Head Coach: Don Haskins

11/28	Houston Baptist	W	68-57
11/29	Midwestern	W	75-54
12/2	New Mexico State	L	47-49
12/6	at New Mexico State	L	54-62
12/9	West Texas A&M	W	53-48
12/13	at Colorado	W	75-65
12/19	†Tulsa	W	77-67
12/20	†SMU	W	82-53
12/29	Idaho	W	86-51
12/30	Idaho	W	75-61
1/2	Southern Colorado	W	71-54
1/9	at Wyoming*	W	49-45
1/10	at Colorado State*	L	62-63
1/16	Texas A&M-Commerce	W	53-41
1/23	Arizona*	W	61-42
1/24	Arizona State*	W	69-64
1/30	at Utah*	L	49-53
1/31	at BYU*	W	57-56
2/7	New Mexico*	L	58-69
2/13	Colorado State*	W	82-64
2/14	Wyoming*	W	62-55
2/20	at Arizona State*	W	70-63
2/21	at Arizona*	L	45-64
2/26	BYU*	W	51-50
2/27	Utah*	W	81-71
3/6	at New Mexico*	L	58-59

\* WAC Game  
 † Sun Carnival Classic Tournament (El Paso, Texas)

**1976-77**

Season Record: 11-15  
 Western Athletic Conference: 3-11 (8th-8)  
 Head Coach: Don Haskins

11/26	Lubbock Christian	W	83-58
11/29	Colorado	W	84-67
12/2	UW-Parkside	W	92-56
12/6	at New		

# [YEAR-BY-YEAR SCORES]

## 1977-78

Season Record: 10-16  
Western Athletic Conference: 2-12 (8th-8)  
Head Coach: Don Haskins

11/25	Abilene Christian	W	78-64
11/28	New Mexico State	L	52-59
12/2	@Northwestern	W	58-54
12/3	@Missouri	L	63-74
12/6	at New Mexico State	W	63-60
12/8	Kentucky State	W	75-74
12/12	Alaska-Anchorage	W	88-83
12/16	†Memphis	L	65-71
12/17	†[19] Kansas State	W	67-63 (ot)
12/30	LeTourneau	W	75-44
1/2	Louisiana Tech	W	51-45
1/7	Louisiana College	L	54-55
1/13	at Arizona*	L	60-74
1/14	at Arizona State*	L	65-79
1/21	[20] New Mexico*	L	57-84
1/26	Utah*	L	55-57
1/28	BYU*	L	76-78 (ot)
2/2	at Colorado State*	L	49-65
2/4	at Wyoming*	L	74-77 (ot)
2/9	Arizona State*	W	63-51
2/11	Arizona*	L	64-68
2/18	at [5] New Mexico*	L	51-59
2/23	at BYU*	L	64-73
2/25	at Utah*	L	52-68
3/2	Wyoming*	W	62-55
3/4	Colorado State*	L	61-70

\* WAC Game  
@ Show Me Classic (Columbia, Mo.)  
† Sun Carnival Classic Tournament (El Paso, Texas)

## 1978-79

Season Record: 11-15  
Western Athletic Conference: 3-9 (5th-6)  
Head Coach: Don Haskins

11/24	Texas A&M-Commerce	W	80-74
11/29	Midwestern	W	87-53
12/2	at New Mexico State	W	54-52
12/5	New Mexico State	W	68-65
12/8	ΔGeorge Washington	L	71-81
12/9	ΔHofstra	W	79-67
12/12	at Baylor	L	64-75
12/15	Florida Tech	W	92-64
12/28	†Clemson	L	57-68
12/29	†[8] Michigan	L	54-60
1/4	Robert Morris	W	77-59
1/6	Alabama State	W	99-68
1/11	at BYU*	L	56-80
1/13	at Utah*	L	69-77
1/18	Wyoming*	W	71-68
1/20	Colorado State*	W	78-74
1/26	at UNLV	L	67-92
1/27	at San Diego State*	L	61-62
2/3	at New Mexico*	L	59-64
2/9	Utah*	L	69-78
2/10	BYU*	L	68-77
2/15	at Colorado State*	L	60-61
2/17	at Wyoming*	L	27-28
2/23	San Diego State*	W	79-66
2/24	UNLV	L	66-68
3/3	New Mexico*	L	82-83

\* WAC Game  
Δ UNC-Charlotte Tournament (Charlotte, N.C.)  
† Sun Carnival Classic Tournament (El Paso, Texas)

## 1979-80

Season Record: 20-8  
Western Athletic Conference: 10-4 (2nd-8)  
Head Coach: Don Haskins

11/30	East Central Oklahoma	W	67-53
12/1	Texas A&M-Kingsville	W	71-63
12/3	Baylor	W	81-64
12/7	&Seton Hall	W	69-61
12/8	&[1] Indiana	L	43-75
12/11	New Mexico State	W	68-59

12/15	at New Mexico State	L	51-63
12/22	Illinois Tech	W	104-61
12/28	†Houston	W	78-65
12/29	†St. Louis	W	76-66
1/3	Utah	L	60-61 (ot)
1/5	[19] BYU	L	69-70
1/10	at Colorado State	W	67-66 (ot)
1/12	at Wyoming	W	51-47
1/17	San Diego State	W	73-68
1/19	Hawaii	W	85-72
1/23	New Mexico	W	90-70
1/25	at UNLV	L	61-63
1/31	at [19] BYU	L	81-89
2/2	at Utah	L	56-68
2/7	Wyoming	W	51-50
2/9	Colorado State	W	79-66
2/14	at Hawaii	W	74-71
2/16	at San Diego State	W	94-88
2/23	UNLV	W	76-69
3/1	at New Mexico	W	68-67
3/6	#at Wichita State	W	58-56
3/11	#at Michigan	L	65-74

\* WAC Game  
& Indiana Classic (Bloomington, Ind.)  
† Sun Carnival Classic Tournament (El Paso)  
# National Invitation Tournament

## 1980-81

Season Record: 18-12  
Western Athletic Conference: 9-7 (4th-9)  
Head Coach: Don Haskins

11/28	Angelo State	W	74-42
12/3	Colorado	W	67-52
12/5	@South Alabama	L	66-77
12/6	@Assumption	W	94-69
12/8	at UNLV	W	85-78
12/11	at New Mexico State	L	58-70
12/13	New Mexico State	W	65-63
12/20	Texas A&M-Kingsville	W	95-64
12/23	Louisiana College	W	88-60
12/28	†Miami of Ohio	W	62-56
12/29	†Villanova	L	41-43
1/3	at New Mexico*	W	70-62
1/9	at Wyoming*	L	42-44
1/10	at Colorado State*	W	75-46
1/15	[16] Utah*	L	64-69
1/17	[15] BYU*	W	64-62
1/24	at Air Force*	L	42-52
1/30	Hawaii*	W	47-44
1/31	San Diego State*	W	81-66
2/7	at BYU*	W	86-70
2/12	Colorado State*	W	63-53
2/14	Wyoming*	L	58-63
2/19	at [17] BYU*	L	75-84
2/21	at [9] Utah*	L	59-69
2/27	Air Force*	W	52-44
2/28	UNLV	L	77-84
3/5	at San Diego State*	W	72-70
3/7	at Hawaii*	L	75-79
3/11	#San Jose State	W	57-53
3/16	#at Tulsa	L	67-72

\* WAC Game  
@ Worcester County National Classic (Worcester, Mass.)  
† Sun Carnival Classic Tournament (El Paso, Texas)  
# National Invitation Tournament

## 1981-82

Season Record: 20-8  
Western Athletic Conference: 11-5 (2nd-9)  
Head Coach: Don Haskins

11/27	Texas A&M-Kingsville	W	70-35
12/1	New Mexico State	W	70-52
12/3	UT-San Antonio	W	65-37
12/5	at Colorado	L	71-88
12/8	at New Mexico State	L	61-78
12/12	Texas Southern	W	61-48
12/15	Abilene Christian	W	65-49

12/18	†Georgia Tech	W	73-44
12/19	†Texas A&M	W	60-40
12/21	at Louisiana State	L	59-71
12/29	Angelo State	W	83-67
1/2	at BYU*	L	60-67
1/4	at Utah*	W	73-61
1/7	Fort Hays State	W	88-47
1/9	Air Force*	W	66-35
1/14	at Hawaii*	L	49-52 (ot)
1/16	at San Diego State*	L	61-65
1/23	New Mexico*	W	74-60
1/29	Wyoming*	W	51-45
1/30	Colorado State*	W	56-52
2/6	at New Mexico*	L	49-63
2/11	at Colorado State*	W	49-30
2/13	at Wyoming*	W	43-37
2/18	San Diego State*	W	62-60 (ot)
2/20	Hawaii*	W	71-61
2/26	at Air Force*	W	55-45
3/4	BYU*	L	43-45
3/6	Utah*	W	66-59

\* WAC Game  
† Sun Carnival Classic Tournament (El Paso, Texas)

## 1982-83

Season Record: 19-10  
Western Athletic Conference: 11-5 (1st-9)  
Head Coach: Don Haskins

11/27	Western State	W	94-58
11/30	at New Mexico State	W	60-55
12/4	at [8] Indiana	L	54-65
12/8	New Mexico State	L	73-76 (ot)
12/11	Roosevelt	W	105-57
12/18	McNeese State	W	82-72
12/20	Regis	W	87-59
12/22	LSU	L	49-51
12/28	†SMU	L	66-74
12/29	†Clemson	W	69-59
1/3	Cal Poly-Pomona	W	81-58
1/10	at UT-San Antonio	W	52-50
1/13	at Air Force*	W	60-49
1/15	Colorado State*	W	61-45
1/17	Wyoming*	W	59-54
1/22	New Mexico*	W	65-54
1/27	at BYU*	W	65-49
1/29	at Utah*	L	54-62
2/3	Hawaii*	L	55-56
2/5	San Diego State*	W	52-50
2/10	at Colorado State*	W	46-45
2/12	at Wyoming*	L	58-74
2/14	Air Force*	W	61-55
2/19	at New Mexico*	W	61-50
2/25	Utah*	W	55-43
2/26	BYU*	L	54-58
3/3	at San Diego State*	W	68-66
3/5	at Hawaii*	L	61-62
3/16	#at Fresno State	L	64-71

\* WAC Game  
† Sun Carnival Classic Tournament (El Paso, Texas)  
# National Invitation Tournament

## 1983-84

Season Record: 27-4  
Western Athletic Conference: 13-3 (1st-9)  
Head Coach: Don Haskins

11/26	Texas Southern	W	91-61
11/29	New Mexico State	W	62-49
12/3	at New Mexico State	W	60-59 (2ot)
12/6	Southern	W	83-67
12/10	Indiana	W	65-61
12/16	St. Mary's	W	64-57
12/19	Louisiana Tech	W	82-70
12/22	at Arizona State	W	60-55
12/27	†[15] Michigan	W	72-71
12/28	†Arizona	W	51-49 (ot)
12/30	Alcorn State	W	70-57
1/5	US International	W	85-59
1/7	Air Force*	W	72-50

1/12	San Diego State*	W	75-59
1/14	Hawaii*	W	74-54
1/19	at Colorado State*	L	51-63
1/21	at Wyoming*	W	54-46
1/23	at Air Force*	W	65-52
1/28	at New Mexico*	W	60-59
2/2	Utah*	W	79-61
2/4	BYU*	W	85-77
2/9	at San Diego State*	L	62-73
2/11	at Hawaii*	W	77-58
2/18	Wyoming*	W	73-66 (ot)
2/20	Colorado State*	W	62-55
2/25	New Mexico*	W	75-66
3/1	at BYU*	L	65-83
3/3	at Utah*	W	55-54
3/9	†Wyoming	W	62-55
3/10	†New Mexico	W	44-38
3/17	^†[13] UNLV	L	60-73

\* WAC Game  
† Sun Carnival Classic Tournament (El Paso, Texas)  
\$ WAC Tournament (El Paso, Texas)  
^ NCAA Tournament (Salt Lake City, Utah)

## 1984-85

Season Record: 22-10  
Western Athletic Conference: 12-4 (1st-9)  
Head Coach: Don Haskins

11/23	Fort Lewis	W	75-59
11/27	at New Mexico State	L	63-66
12/3	Arizona State	W	68-57
12/7	ΩWestern Illinois	W	83-49
12/8	ΩSouthern Illinois	W	77-75
12/11	New Mexico State	W	83-62
12/15	Lamar	W	69-62
12/22	Texas Southern	L	62-63
12/28	†Wake Forest	W	90-75
12/29	†Purdue	L	64-74
12/31	Southern	L	75-84
1/3	at BYU*	L	60-62
1/5	at Utah*	W	78-67
1/7	Baptist College	W	66-47
1/10	Air Force*	W	67-56
1/12	Wyoming*	W	77-59
1/18	Hawaii*	W	85-66
1/19	San Diego State*	W	87-81
1/24	Colorado State*	W	79-45
1/26	New Mexico*	W	71-69
2/1	at Wyoming*	L	62-65
2/2	at Air Force*	W	64-53
2/7	Utah*	W	68-56
2/9	BYU*	W	97-86 (3 ot)
2/14	at San Diego State*	L	63-76
2/16	at Hawaii*	W	65-63
2/23	at New Mexico*	W	79-65
3/2	at Colorado State*	L	69-73
3/8	\$Utah	W	82-73 (ot)
3/9	\$San Diego State	L	81-87
3/15	^†[18] Tulsa	W	79-75
3/17	^†[16] North Carolina St.	L	73-86

\* WAC Game  
Ω Saluki Shootout (Carbondale, Ill.)  
† Sun Carnival Classic Tournament (El Paso, Texas)  
\$ WAC Tournament (El Paso, Texas)  
^ NCAA Tournament (Albuquerque, N.M.)

## 1985-86

Season Record: 27-6  
Western Athletic Conference: 12-4 (1st-9)  
Head Coach: Don Haskins

11/22	→Washington	L	53-82
11/27	Appalachian State	W	58-52
11/29	Morgan State	W	58-39
12/3	New Mexico State	W	68-59
12/6	→Texas Southern	W	88-54
12/7	→UT-Pan American	W	64-50
12/12	at New Mexico State	W	53-52
12/16	Centenary	W	69-63
12/21	Alcorn State	W	78-47

12/27	[5] Georgetown	W	78-64
12/28	†Ohio State	W	58-57
12/29	†Alabama	W	74-62
1/2	BYU*	W	69-64 (ot)
1/4	Utah*	W	62-52
1/10	at Air Force*	W	68-54
1/11	at Wyoming*	L	62-63 (ot)
1/16	at Hawaii*	W	65-63
1/18	at San Diego State*	L	66-67
1/23	Colorado State*	W	65-57
1/25	at New Mexico*	W	71-70 (ot)
2/1	New Mexico*	W	68-54
2/4	at Oregon State	W	64-49
2/6	Wyoming*	W	72-58
2/8	Air Force*	W	71-47
2/14	at Utah*	L	67-71
2/15	at BYU*	L	69-72
2/20	at Colorado State*	W	64-61
2/27	San Diego State*	W	91-64
3/1	Hawaii*	W	78-66
3/6	\$Colorado State	W	58-50
3/7	\$San Diego State	W	78-76
3/8	\$Wyoming	W	65-64
3/13	^†[14] Bradley	L	65-83

\* WAC Game  
→ Preseason NIT Game (Denver, Colo.)  
= UTEP Tipoff (El Paso, Texas)  
† Sun Carnival Classic Tournament (El Paso, Texas)  
\$ WAC Tournament (Laramie, Wyo.)  
^ NCAA Tournament (Ogden, Utah)

## 1986-87

Season Record: 25-7  
Western Athletic Conference: 13-3 (1st-9)  
Head Coach: Don Haskins

11/29	Oregon State	L	72-83
12/1	Midwestern State	W	74-45
12/3	Stephen F. Austin	W	77-46
12/5	@Hardin-Simmons	W	80-65
12/6	@UT-Pan American	W	74-69
12/11	at New Mexico State	W	61-58
12/13	New Mexico State	W	61-53
12/20	at [		



# [YEAR-BY-YEAR SCORES]

## 1987-88

Season Record: 23-10  
Western Athletic Conference: 10-6 (4th-9)  
Head Coach: Don Haskins

11/16	Simon Fraser	W	88-74
11/28	St. Mary's	W	59-46
12/4	@Northern Illinois	W	67-55
12/5	@Howard	W	73-56
12/7	New Mexico State	W	68-63
12/9	&Morehead State	W	83-52
12/10	&at Arkansas-Little Rock	L	65-68
12/12	at New Mexico State	L	57-58
12/17	Lamar	W	87-56
12/21	Rider	W	84-74
12/28	†Boston College	W	93-60
12/29	†UAB	W	72-58
12/31	Texas State	W	86-68
1/8	[5] Wyoming*	W	68-62
1/9	Air Force*	W	71-45
1/14	at Hawaii*	W	69-64
1/16	at San Diego State*	W	75-53
1/21	[12] BYU*	L	71-81
1/23	Utah*	W	56-53
1/28	Colorado State*	W	53-51
1/30	New Mexico*	L	69-70
2/4	at Wyoming*	L	59-73
2/6	at Colorado State*	L	63-77
2/12	Hawaii*	W	65-48
2/13	San Diego State*	W	68-61
2/20	at Air Force*	W	72-66
2/26	at New Mexico*	L	63-74
3/3	at Utah*	L	55-66
3/5	at [15] BYU*	W	83-80 (ot)
3/10	\$New Mexico	W	74-61
3/11	[\$17] BYU	W	66-63
3/12	[\$14] Wyoming	L	75-79
3/18	^Seton Hall	L	64-80

\* WAC Game  
@ UTEP Metromobile Invitational (El Paso, Texas)  
& TCBY Classic (Little Rock, Ark.)  
† Sun Carnival Classic Tournament (El Paso, Texas)  
\$ WAC Tournament (Provo, Utah)  
^ NCAA Tournament (Los Angeles, Calif.)

## 1988-89

Season Record: 26-7  
Western Athletic Conference: 11-5 (2nd-9)  
Head Coach: Don Haskins

11/26	Fort Lewis	W	109-47
11/28	Texas Southern	W	90-82
11/30	at New Mexico State	W	59-51
12/2	@Alcorn State	W	84-53
12/3	@Jackson State	W	85-54
12/6	Prairie View A&M	W	72-54
12/13	New Mexico State	W	82-74
12/17	at Indiana	L	63-81
12/21	Mississippi Valley State	W	69-56
12/27	South Carolina State	W	91-68
12/29	†Cleveland State	W	96-54
12/30	†Maryland	W	69-51
1/5	Utah*	W	82-66
1/7	BYU*	W	91-76
1/12	at Wyoming*	L	75-81
1/14	at Air Force*	W	81-71
1/19	at San Diego State*	W	76-75
1/21	at Hawaii*	L	72-87
1/24	Colorado State*	W	69-53
1/28	at New Mexico*	L	67-70
2/4	New Mexico*	W	73-60
2/9	Air Force*	W	67-62
2/11	Wyoming*	W	79-72
2/16	at BYU*	L	76-84
2/18	at Utah*	W	81-68
2/23	at Colorado State*	L	68-81
3/2	Hawaii*	W	65-62
3/4	San Diego State*	W	93-69
3/9	\$Wyoming	W	88-81 (2ot)
3/10	\$New Mexico	W	89-57

3/11	\$Colorado State	W	73-60
3/17	^LSU	W	85-74
3/19	^ [8] Indiana	L	69-92

\* WAC Game  
@ UTEP Metromobile Invitational (El Paso, Texas)  
† Sun Carnival Classic Tournament (El Paso, Texas)  
\$ WAC Tournament (Salt Lake City, Utah)  
^ NCAA Tournament (Tucson, Ariz.)

## 1989-90

Season Record: 21-11  
Western Athletic Conference: 10-6 (3rd-9)  
Head Coach: Don Haskins

11/24	Delta State	W	74-49
11/27	New Mexico State	W	75-72
12/2	at Arkansas-Little Rock	L	62-85
12/6	Delaware State	W	98-63
12/9	at Bradley	W	82-63
12/12	at New Mexico State	L	49-62
12/16	[11] Indiana	L	66-69
12/20	Creighton	W	77-66
12/23	Sam Houston State	W	88-65
12/28	†South Carolina	L	64-67
12/29	†Austin Peay	W	74-64
1/4	Colorado State*	L	50-62
1/6	Wyoming*	W	72-62
1/11	at BYU*	L	67-69 (ot)
1/13	at Utah*	W	71-60
1/18	at Hawaii*	L	59-66
1/20	at San Diego State*	W	71-63
1/25	Air Force*	W	67-49
1/30	at New Mexico*	W	82-80 (ot)
2/3	Hardin-Simmons	W	79-66
2/8	at Air Force*	W	77-66
2/10	at Colorado State*	L	68-86
2/15	Utah*	W	61-58
2/17	BYU*	W	64-63
2/22	San Diego State*	W	70-55
2/24	Hawaii*	L	59-60
2/28	at Wyoming*	W	70-59
3/3	New Mexico*	L	56-61
3/8	\$New Mexico	W	78-61
3/9	\$Air Force	W	57-54
3/10	\$Hawaii	W	75-58
3/16	^ [20] Minnesota	L	61-64 (ot)

\* WAC Game  
† Sun Carnival Classic Tournament (El Paso, Texas)  
\$ WAC Tournament (El Paso, Texas)  
^ NCAA Tournament (Richmond, Va.)

## 1990-91

Season Record: 16-13  
Western Athletic Conference: 7-9 (15th-9)  
Head Coach: Don Haskins

11/26	Midwestern	W	80-50
11/29	at New Mexico State	L	55-70
12/2	Coppin State	W	71-56
12/4	New Mexico State	L	70-77
12/6	Maryland-Eastern Shore	W	101-64
12/10	Bradley	W	79-61
12/15	at [5] Georgetown	W	71-60
12/17	Arkansas-Little Rock	W	80-77
12/28	†Texas Tech	W	57-48
12/29	†Missouri State	W	81-70
1/3	Air Force*	W	73-47
1/5	Colorado State*	W	63-53
1/10	at BYU*	L	67-83
1/12	at Utah*	L	60-67
1/17	at Hawaii*	W	70-54
1/19	at San Diego State*	L	55-58
1/24	Hawaii*	W	60-52
1/26	San Diego State*	W	73-67
1/31	[13] Utah*	L	68-78
2/2	BYU*	L	65-69
2/7	at Air Force*	W	57-42
2/9	at Colorado State*	L	48-51
2/13	West Texas A&M	W	77-74
2/14	at Creighton	L	62-75

2/16	Wyoming*	W	72-69
2/23	at New Mexico*	L	74-80
2/28	at Wyoming*	L	74-88
3/2	New Mexico*	L	70-72 (ot)
3/7	\$Wyoming	L	67-71

\* WAC Game  
† Sun Carnival Classic Tournament (El Paso, Texas)  
\$ WAC Tournament (Laramie, Wyo.)

## 1991-92

Season Record: 27-7  
Western Athletic Conference: 12-4 (1st-9)  
Head Coach: Don Haskins

11/23	Texas Southern	W	83-56
11/26	Chapman College	W	94-64
11/30	Houston Baptist	W	95-65
12/4	at New Mexico State	W	78-71
12/7	New Mexico State	L	61-63
12/16	Tarleton State	W	66-54
12/18	Texas Wesleyan	W	89-73
12/28	†Northern Iowa	W	90-62
12/29	†Texas	W	92-88
1/3	at Washington	W	55-50
1/5	Texas Tech	W	68-62
1/9	BYU*	W	89-69
1/11	Utah*	W	64-62
1/16	Hawaii*	W	67-51
1/18	San Diego State*	W	72-58
1/23	at San Diego State*	W	77-54
1/25	at Hawaii*	W	66-57
1/30	at Utah*	L	54-57
2/1	at BYU*	L	63-80
2/6	Colorado State*	W	78-50
2/8	Air Force*	W	73-44
2/13	at New Mexico*	L	56-68
2/15	at Air Force*	L	72-75
2/20	at Wyoming*	W	74-72 (ot)
2/24	Southern Utah	W	65-57
2/27	Wyoming*	W	73-72
2/29	at Colorado State*	W	86-68
3/7	New Mexico*	W	72-54
3/12	\$Colorado State	W	66-65
3/13	\$New Mexico	W	83-72
3/14	\$BYU	L	71-73
3/20	^ Evansville	W	55-50
3/22	^ [24] Kansas	W	66-60
3/27	+ [12] Cincinnati	L	67-69

\* WAC Game  
† Sun Carnival Classic Tournament (El Paso, Texas)  
\$ WAC Tournament (Salt Lake City, Utah)  
^ NCAA Tournament (Dayton, Ohio)  
+ NCAA Tournament (Kansas City, Mo.)

## 1992-93

Season Record: 21-13  
Western Athletic Conference: 10-8 (4th-10)  
Head Coach: Don Haskins

11/18	George Mason	W	90-71
11/20	at [24] UCLA	L	72-73
12/4	at [21] New Mexico State	W	64-63
12/7	New Mexico State	L	69-75 (ot)
12/9	at Texas Tech	W	73-65
12/12	Abilene Christian	W	96-64
12/19	Sam Houston State	W	89-77
12/21	Washington	W	73-68
12/28	†Austin Peay	W	77-56
12/29	† [13] Purdue	L	61-63
1/2	at [25] BYU*	L	73-79
1/4	at Utah*	L	54-75
1/7	Air Force*	W	82-69
1/9	Fresno State*	W	73-67
1/15	at San Diego State*	W	76-54
1/17	at Hawaii*	W	69-68
1/21	Wyoming*	L	70-74
1/23	Colorado State*	W	63-61
1/30	New Mexico*	L	62-65
2/3	Mississippi College	W	72-68
2/6	at New Mexico*	L	53-60

2/11	at Wyoming*	W	81-78 (2ot)
2/13	at Colorado State*	L	77-82
2/18	San Diego State*	W	77-60
2/20	Hawaii*	W	68-67 (ot)
2/25	at Air Force*	W	68-46
2/27	at Fresno State*	L	57-60
3/4	[21] BYU*	L	63-84
3/6	[9] Utah*	W	79-70
3/11	\$Colorado State	W	70-65
3/12	[\$15] Utah	W	90-85 (ot)
3/13	\$New Mexico	L	65-76
3/19	#Houston	W	67-61
3/21	#at Georgetown	L	44-71

\* WAC Game  
† Sun Carnival Classic Tournament (El Paso, Texas)  
\$ WAC Tournament (Salt Lake City, Utah)  
# National Invitation Tournament

## 1993-94

Season Record: 18-12  
Western Athletic Conference: 8-10 (15th-10)  
Head Coach: Don Haskins

11/19	Simon Fraser	W	82-62
11/27	Loyola (La.)	W	92-62
12/3	at New Mexico State	L	64-72
12/6	New Mexico State	W	76-72
12/18	Abilene Christian	W	80-76
12/20	Southern Utah	W	66-61
12/22	UT-Pan American	W	70-66
12/29	†Pepperdine	W	60-58
12/30	†VCU	W	70-58
1/3	Utah*	L	62-79
1/5	BYU*	L	59-67
1/8	at Fresno State*	W	58-57
1/10	at Air Force*	W	77-75
1/13	Hawaii*	L	72-82
1/15	San Diego State*	W	83-64
1/20	at Wyoming*	W	67-64
1/22	at Colorado State*	L	64-74
1/29	New Mexico*	L	72-79
2/1	Western New Mexico	W	74-71
2/5	at New Mexico*	L	78-80 (ot)
2/10	Colorado State*	W	81-78
2/12	Wyoming*	W	73-54
2/17	at Hawaii*	L	103-104 (ot)
2/19	at San Diego State*	L	85-100
2/24	Fresno State*	W	72-70
2/26	Air Force*	L	68-70
3/3	at Utah*	L	56-63
3/5	at BYU*	W	62-61
3/9	\$Air Force	W	72-58
3/10	\$Fresno State	L	66-88

\* WAC Game  
† Sun Carnival Classic Tournament (El Paso, Texas)  
\$ WAC Tournament (Salt Lake City, Utah)

## 1994-95

Season Record: 20-10  
Western Athletic Conference: 13-5 (2nd-10)  
Head Coach: Don Haskins

11/27	Belhaven	W	90-67
12/1	at [25] New Mexico State	L	83-89
12/6	[22] New Mexico State	W	77-68
12/15	Sam Houston	W	76-74
12/17	[7] Arizona	L	61-75
12/20	Cardinal Stritch	W	113-61
12/21	Seattle	W	86-61
12/27	†Washington State	L	54-70
12/28	†UT-Pan American	W	77-61
1/2	Air Force*	W	80-64
1/4	Fresno State*	W	97-84
1/7	at San Diego State*	W	83-61
1/9	at Hawaii*	W	68-60
1/12	Wyoming*	W	72-55
1/14	Colorado State*	W	85-72
1/21	at New Mexico*	L	63-66 (ot)
1/26	at BYU*	L	89-95 (ot)
1/28	at Utah*	L	71-86

2/2	BYU*	W	88-85 (ot)
2/4	Utah*	W	65-61
2/11	New Mexico*	W	83-79
2/16	at Wyoming*	W	73-70
2/18	at Colorado State*	L	74-83
2/23	San Diego State*	W	73-71 (ot)
2/26	Hawaii*	W	69-64
3/2	at Air Force*	W	69-60
3/4	at Fresno State*	L	73-92
3/9	\$Hawaii	L	65-66
3/17	#Montana	W	90-60
3/20	#New Mexico State	L	89-92 (ot)

\* WAC Game  
† Sun Carnival Classic Tournament (El Paso, Texas)  
\$ WAC Tournament (El Paso, Texas)  
# National Invitation Tournament

## 1995-96

Season Record: 12-16  
Western Athletic Conference: 4-14 (9th-10)  
Head Coach: Don Haskins

11/25	So. California College	W	94-60
11/27	at New Mexico State	W	73-67
11/30	New Mexico State	W	77-70
12/2	Northwestern State	W	88-67
12/9	St. Francis	W	89-53
12/16	at [3] Arizona	L	70-90
12/18	Jacksonville State	W	76-53
12/27	†LaSalle	W	69-62
12/28	†Eastern Michigan	W	80-73
1/2	at Air Force*	W	53-48
1/6	at Fresno State*	L	71-83
1/8	Hawaii*	W	85-75
1/10	San Diego State*	L	71-72 (ot)
1/13	at Colorado State*	L	62-66
1/15	at Wyoming*	L	68-72 (ot)
1/20	New Mexico*	L	60-64
1/25	[10] Utah*	L	54-68
1/27	BYU*	L	82-90
2/1	at [7] Utah*	L	62-77
2/3	at BYU*	L	71-82
2/10	at New Mexico*	L	52-81

# ■ history & records

# [YEAR-BY-YEAR SCORES]

2/8	at SMU*	L	55-64
2/13	Tulsa*	L	57-90
2/15	Rice*	W	83-78
2/20	[10] New Mexico*	W	71-62
2/22	Montana Tech	W	95-55
2/27	at [4] Utah*	L	55-68
3/1	at BYU*	W	81-76

\* WAC Game  
 † Sun Carnival Classic Tournament (El Paso, Texas)  
 ^ Iowa State Tournament (Ames, Iowa)

## 1997-98

Season Record: 12-14  
 Western Athletic Conference: 3-13  
 (7-8 Mountain Division)  
 Head Coach: Don Haskins

11/21	Hardin Simmons	W	81-76
11/25	at New Mexico State	W	56-54
11/29	New Mexico State	L	57-58
12/1	Southern Utah	W	70-63
12/13	UT-San Antonio	W	71-62
12/15	Southeastern Louisiana	W	78-64
12/18	Arkansas-Pine Bluff	W	65-51
12/21	Alcorn State	W	60-55
12/27	†Penn State	W	79-60
12/28	†St. Joseph's	L	67-78
1/3	SMU	W	66-64
1/8	at Wyoming*	L	46-65
1/10	at Colorado State*	L	67-80
1/15	Air Force*	W	69-58
1/17	UNLV*	W	62-50
1/22	at SMU	L	57-60
1/24	[17] New Mexico*	L	69-76
1/29	at [3] Utah*	L	56-62
1/31	at BYU*	W	68-59
2/5	Colorado State*	L	58-64
2/7	Wyoming*	L	55-67
2/12	at Air Force*	L	55-72
2/14	at UNLV*	L	63-69
2/19	at [11] New Mexico*	L	71-95
2/26	[5] Utah*	L	49-71
2/28	BYU*	L	75-76 (3ot)

\* WAC Game  
 † Sierra Providence SunClassic Tournament (El Paso, Texas)

## 1998-99

Season Record: 16-12  
 Western Athletic Conference: 8-6  
 (4th-8 Pacific Division)  
 Head Coach: Don Haskins

11/13	New Mexico State	L	57-59
11/21	TCU	L	70-75
11/24	Jackson State	W	84-63
11/28	at New Mexico State	L	66-77
12/1	UT-San Antonio	W	78-61
12/5	at TCU	L	79-86
12/12	Lubbock Christian	W	77-56
12/14	Samford	W	63-60
12/17	Texas Southern	W	69-54
12/20	Florida International	W	76-73
12/22	Arkansas-Little Rock	W	67-53
12/28	†Washington State	W	76-66
12/29	†Detroit	L	44-47
1/7	Hawaii*	W	66-53
1/9	San Diego State*	W	82-66
1/14	at Fresno State*	L	56-70
1/16	at San Jose State*	L	63-64
1/23	[12] New Mexico*	W	67-49
1/28	BYU*	W	87-72
1/30	Utah*	L	54-64
2/4	at Hawaii*	W	76-66
2/6	at San Diego State*	W	71-65
2/11	Fresno State*	W	73-62
2/13	San Jose State*	W	70-64 (ot)
2/20	at [24] New Mexico*	L	65-81
2/25	at [12] Utah*	L	70-75
2/27	at BYU*	L	64-85

3/2	SSMU	L	64-65
-----	------	---	-------

\* WAC Game  
 † Sierra Providence SunClassic Tournament (El Paso, Texas)  
 ‡ WAC Tournament (Las Vegas, Nev.)

## 1999-00

Season Record: 13-15  
 Western Athletic Conference: 4-10 (7th-8)  
 Head Coach: Jason Rabedeaux

11/23	Louisiana Tech	W	72-53
11/25	Jackson State	W	74-58
11/27	Texas Tech	L	74-75
12/1	New Mexico	W	84-69
12/4	at New Mexico State	L	43-68
12/6	UT-Pan American	W	97-56
12/15	Loyola Marymount	W	84-58
12/18	at New Mexico	W	73-66
12/22	Cal State Northridge	W	93-82
12/28	†Rhode Island	W	86-69
12/29	†Kent	L	80-90
1/2	at Florida International	W	88-81
1/6	New Mexico State	L	73-74
1/8	Hawaii*	W	95-83
1/15	at Fresno State*	L	79-91
1/20	at SMU*	L	87-104
1/22	at TCU*	L	79-80
1/27	[13] Tulsa*	L	71-89
1/29	Rice*	W	92-70
2/3	at Hawaii*	L	76-85
2/5	at San Jose State*	L	44-47
2/12	Fresno State*	W	92-78
2/17	TCU*	W	96-77
2/19	SMU*	L	81-83
2/24	at Rice*	L	59-62
2/26	at [12] Tulsa*	L	55-85
3/4	San Jose State*	L	61-70
3/9	†Sat Fresno State	L	70-79

\* WAC Game  
 † Sierra Providence SunClassic Tournament (El Paso, Texas)  
 ‡ WAC Tournament (Fresno, Calif.)

## 2000-01

Season Record: 23-9  
 Western Athletic Conference: 10-6 (2nd-9)  
 Head Coach: Jason Rabedeaux

11/21	at Washington	W	73-61
11/29	Arkansas-Pine Bluff	W	110-60
12/2	at New Mexico State	W	92-82
12/5	at Texas Tech	W	81-80
12/9	Alcorn State	W	84-76
12/18	Florida A&M	W	99-57
12/20	Charlotte	L	81-94
12/23	New Mexico State	W	65-53
12/27	†Jackson State	W	101-81
12/28	†Houston	W	75-67
12/30	New Mexico Highlands	W	121-86
1/4	Nevada*	W	76-70 (ot)
1/6	San Diego	W	88-80
1/11	at Hawaii*	W	79-71
1/13	at San Jose State*	W	71-67
1/20	Tulsa*	L	75-87
1/22	SMU*	W	83-69
1/25	at [22] Fresno State*	L	56-108
1/27	at Nevada*	L	77-88
2/1	Rice*	W	85-69
2/3	TCU*	W	92-89
2/8	at SMU*	L	69-72
2/10	at Tulsa*	L	72-87
2/17	[20] Fresno State*	W	80-61
2/22	San Jose State*	W	72-52
2/24	at Rice*	W	59-52
3/1	at TCU*	L	91-99
3/3	Hawaii*	W	85-77
3/8	SSMU	W	74-70
3/9	†Sat Tulsa	L	56-59
3/14	†McNeese State	W	84-74

3/20	#at Memphis	L	65-90
------	-------------	---	-------

\* WAC Game  
 † Sierra Providence SunClassic Tournament (El Paso, Texas)  
 ‡ WAC Tournament (Tulsa, Okla.)  
 # National Invitation Tournament

## 2001-02

Season Record: 10-22  
 Western Athletic Conference: 3-15 (10th-10)  
 Head Coach: Jason Rabedeaux

11/16	Arkansas-Monticello#	W	88-55
11/19	Northwestern State^	W	66-60
11/20	TCU^	L	73-95
11/21	Providence^	L	60-69
11/26	at Texas Tech	L	56-81
12/1	at New Mexico State	L	71-73
12/6	Washington	W	74-62
12/8	TX A&M-Corpus Christi	W	82-56
12/18	at Charlotte	L	58-86
12/21	†Mississippi Valley St.	W	89-82
12/22	†Mississippi	L	58-68
12/28	at Louisiana Tech*	L	63-77
12/30	at SMU*	L	46-55
1/3	Hawaii*	L	68-70
1/5	San Jose State*	W	66-65
1/10	at Tulsa*	L	61-66
1/12	at Rice*	L	59-73
1/17	Nevada*	W	93-64
1/19	Fresno State*	L	77-80
1/26	Boise State*	W	72-51
1/28	Alcorn State	W	80-76
1/31	at San Jose State*	L	62-67
2/2	at Hawaii*	L	60-75
2/7	Rice*	L	68-75
2/9	Tulsa*	L	76-88
2/14	at Fresno State*	L	64-72
2/16	at Nevada*	L	65-80
2/20	New Mexico State	W	85-81 (ot)
2/23	at Boise State*	L	72-81
2/28	SMU*	L	61-63
3/2	Louisiana Tech*	L	68-86
3/5	†Boise State	L	72-73 (ot)

\* WAC Game  
 # Las Vegas Tourney First Round  
 ^ Las Vegas Tourney (Las Vegas, Nev.)  
 † Sierra Providence SunClassic Tournament (El Paso, Texas)  
 ‡ WAC Tournament (Tulsa, Okla.)

## 2002-03

Season Record: 6-24  
 Western Athletic Conference: 3-15 (10th-10)  
 Head Coach: Billy Gillispie

11/23	New Mexico Highlands	W	75-66
11/26	Alcorn State	L	53-67
11/30	Texas Tech	L	60-83
12/4	at Houston	L	47-56
12/7	New Mexico State	L	65-78
12/18	at New Mexico State	L	58-80
12/21	Tennessee State	W	91-72
12/27	†Columbia	L	54-55
12/28	†Air Force	L	45-63
1/2	Hawaii*	L	52-64
1/4	San Jose State*	W	80-68
1/9	at Nevada*	L	66-78
1/11	at Fresno State*	L	58-84
1/16	Tulsa*	L	65-79
1/18	Rice*	L	63-91
1/25	Boise State*	W	85-78 (ot)
1/30	at SMU*	L	56-80
2/1	at Louisiana Tech*	L	57-73
2/6	Fresno State*	L	63-76
2/8	Nevada*	L	64-71
2/13	at Rice*	L	66-72
2/15	at Tulsa*	L	58-81
2/18	TX A&M-Corpus Christi	L	72-77
2/22	at Boise State*	L	52-69

2/27	Louisiana Tech*	W	75-57
3/1	SMU*	L	43-65
3/6	at San Jose State*	L	73-74 (ot)
3/8	at Hawaii*	L	63-77
3/11	San Jose State	W	86-80
3/13	†at Tulsa	L	47-81

\* WAC Game  
 † Sierra Providence SunClassic Tournament (El Paso, Texas)  
 ‡ WAC Tournament (Tulsa, Okla.)

## 2003-04

Season Record: 24-8  
 Western Athletic Conference: 13-5 (1st-10)  
 Head Coach: Billy Gillispie

11/22	UT-Permian Basin	W	109-49
11/24	Sul Ross State	W	98-76
11/29	Portland State	W	70-57
12/3	at Texas Tech	L	57-70
12/6	at New Mexico State	W	83-74
12/8	Houston	W	88-61
12/17	New Mexico State	W	85-60
12/22	Arkansas-Pine Bluff	W	103-60
12/27	†Mississippi Valley St.	W	84-63
12/28	†Rutgers	W	94-68
1/3	Boise State*	L	94-98
1/8	at Tulsa*	W	59-56
1/10	at Rice*	L	68-84
1/15	Nevada*	W	79-76
1/17	Fresno State*	W	72-58
1/22	at Hawaii*	L	63-85
1/24	at San Jose State*	W	82-72
1/29	SMU*	W	88-62
1/31	Louisiana Tech*	W	71-68
2/5	Rice*	W	105-62
2/7	Tulsa*	W	78-66
2/12	at Fresno State*	W	58-55
2/14	at Nevada*	L	63-92
2/19	San Jose State*	W	65-62
2/23	Hawaii*	W	71-62
2/26	at Louisiana Tech*	W	76-65
2/28	at SMU*	W	81-71
3/6	at Boise State*	L	45-59
3/11	†Louisiana Tech	W	62-55
3/12	†Boise State	W	85-73
3/13	†Nevada	L	60-66
3/18	^Maryland	L	83-86

\* WAC Game  
 † Sierra Providence SunClassic Tournament (El Paso, Texas)  
 ‡ WAC Tournament (Fresno, Calif.)  
 ^ NCAA Tournament (Denver, Colo.)

## 2004-05

Season Record: 27-8  
 Western Athletic Conference: 14-4 (2nd-10)  
 Head Coach: Doc Sadler

11/21	†Delaware State	W	83-50
11/23	†Jackson State	W	83-57
11/26	√vs. Arizona State	W	66-65
11/27	√vs. Southern Illinois	L	62-68
11/30	IPFW	W	67-58
12/4	Texas Tech	L	57-72
12/12	Oklahoma Panhandle St.	W	69-44
12/15	at New Mexico State	W	75-64
12/18	New Mexico State	W	79-61
12/21	Occidental College	W	72-46
12/27	^Alabama State	W	89-57
12/28	^Princeton	W	68-42
1/1	at Boise State*	W	91-77
1/6	Rice*	W	96-67
1/8	Tulsa*	W	105-70
1/12	at Nevada*	W	83-80 (ot)
1/15	at Fresno State*	L	63-66
1/20	Hawaii*	W	71-70
1/22	San Jose State*	W	69-65
1/27	at SMU*	W	60-55
1/29	at Louisiana Tech*	L	65-80

2/3	at Tulsa*	L	54-65
2/5	at Rice*	W	73-71
2/10	Fresno State*	W	93-80
2/12	Nevada*	L	60-62
2/16	at San Jose State*	W	70-62
2/19	†at [19] Pacific	L	66-73
2/21	at Hawaii*	W	71-67
2/25	Louisiana Tech*	W	89-69
2/27	SMU*	W	79-74
3/5	Boise State*	W	78-64
3/10	cvs. Hawaii	W	80-62
3/11	cvs. Rice	W	85-77
3/12	cvs. Boise State	W	91-78
3/17	√vs. [18] Utah	L	54-60

\* WAC Game  
 † Las Vegas Holiday Invitational First & Second Round (Las Vegas, Nev.)  
 √ Las Vegas Holiday Invitational (Las Vegas, Nev.)  
 ^ State Farm Sun Bowl Basketball Tournament (El Paso, Texas)  
 ‡ ESPN Bracket Buster game (Cactus WAC Tournament (Reno, Nev.)  
 # NCAA Tournament (Tucson, Ariz.)

## 2005-06

Season Record: 21-10  
 Conference USA: 11-3 (3rd-12)  
 Head Coach: Doc Sadler

11/18	Western New Mexico	W	78-51
11/21	UT-Permian Basin	W	97-54
11/26	at New Mexico	L	72-76
11/30	at New Mexico State	W	64-55
12/3	Texas Southern	W	82-59
12/11	Louisiana Lafayette	L	59-65 (ot)
12/17	New Mexico State	W	80-67
12/20	Pacific	W	72-66 (ot)
12/27	^Mississippi Valley St.	W	74-58
12/28	^Georgetown	L	64-76
1/1	at Texas Tech	L	60-61
1/4	at Syracuse	L	56-69
1/11	at SMU*	W	80-67
1/14	East Carolina*	W	58-45
1/18	Tulane*	W	75-47
1/21	at Marshall*	W	53-51
1/28	SMU*	W	57-53
2/1	at Houston*	L	57-63
2/4	at Tulsa*	W	69-62
2/8	UAB*	W	65-37
2/11	at Southern Miss*	W	77-72 (2ot)
2/			



# [YEAR-BY-YEAR SCORES]

12/19	Texas State	W	108-60
12/22	^Jackson State	L	97-100
12/23	^Toledo	W	92-71
1/2	UC Riverside	W	95-55
1/6	UAB*	W	76-63
1/10	Marshall*	W	88-64
1/13	at Tulsa*	L	79-86 (ot)
1/17	Southern Miss*	W	68-50
1/20	at SMU*	W	72-67
1/24	at Rice*	L	67-73
1/27	UCF*	L	64-67
1/31	at Southern Miss*	L	78-87
2/3	Houston*	W	79-71
2/7	at Tulane*	L	67-92
2/10	at UAB*	L	64-73
2/17	Tulsa*	L	51-66
2/21	SMU*	W	85-56
2/24	at East Carolina*	L	78-79
3/1	[6] Memphis*	L	67-78
3/3	at Houston*	L	67-74
3/7	vs. Rice†	L	74-77

+ BCA Invitational (Syracuse, N.Y.)

\* Conference USA Game

^ State Farm Sun Bowl Basketball Tournament (El Paso, Texas)

† Conference USA Tournament (Memphis, Tenn.)

## 2007-08

Season Record: 19-14

Conference USA: 8-8 (16th-12)

Head Coach: Tony Barbee

11/9	Arkansas-Pine Bluff	W	77-50
11/13	+vs. TX A&M-Corpus Christi	W	54-52
11/14	+at [15] Texas A&M	L	76-81
11/18	Texas Southern	W	78-57
11/27	New Mexico State	W	84-76
12/1	at UNLV	L	71-84
12/8	at New Mexico State	W	79-78
12/19	Southeastern Louisiana	W	76-67
12/21	^USC Upstate	W	77-69
12/22	^Wyoming	W	79-73
12/29	at Texas Southern	W	104-61
1/2	New Mexico	L	85-86 (ot)
1/5	at Texas Tech	L	68-75
1/9	SMU*	W	79-66
1/12	Rice*	W	71-43
1/19	at Houston*	L	72-77
1/23	at UCF*	L	80-109
1/26	Tulsa*	W	65-61
1/30	Southern Miss*	W	90-79
2/2	at [1] Memphis*	L	64-70
2/6	Tulane*	W	66-64
2/9	at UAB*	L	73-81
2/16	at Tulsa*	L	50-73
2/20	at Marshall*	W	79-76
2/23	East Carolina*	W	91-62
2/27	UAB*	L	81-88
3/1	at SMU*	L	96-99 (2ot)
3/4	at Southern Miss*	L	70-96
3/8	Houston*	W	87-81
3/12	vs. SMUC	W	71-49
3/13	vs. Houston†	W	80-77
3/14	vs. Tulsa†	L	62-64 (ot)
3/19	Utah†	L	69-81

+ Preseason NIT (College Station, Texas)

\* Conference USA Game

^ State Farm Sun Bowl Basketball Tournament (El Paso, Texas)

† Conference USA Tournament (Memphis, Tenn.)

# College Basketball Invitational

## 2008-09

Season Record: 23-14

Conference USA: 10-6 (4th-12)

Head Coach: Tony Barbee

11/14	Texas Southern	W	69-63
11/18	Georgia Southern	W	96-79
11/24	UNLV	L	67-80
11/27	vs. Saint Mary's+	W	75-62
11/28	vs. [19] Wake Forest+	L	79-82
11/30	vs. [14] Arizona State+	L	58-88
12/6	Sam Houston State	W	83-72
12/14	at New Mexico State	L	78-90
12/17	Texas Tech	W	96-78
12/20	New Mexico State	W	84-69
12/29	vs. James Madison%	W	79-66
12/30	at Santa Clara%	L	88-89 (ot)
1/2	UT-Pan American	W	60-42
1/6	at New Mexico	W	73-60
1/10	at SMU*	W	74-68
1/14	Houston*	L	86-94
1/17	at East Carolina*	W	88-67
1/21	at UAB*	L	73-78
1/24	Tulsa*	L	70-78
1/28	at Houston*	W	62-55
1/31	Southern Miss*	W	87-75
2/7	at Tulsa*	L	65-76
2/11	UCF*	W	73-68
2/14	Marshall*	W	74-67
2/18	at Rice*	W	67-58
2/21	[5] Memphis*	L	63-70
2/25	SMU*	W	61-58 (ot)
2/28	at Tulane*	L	77-86
3/4	UAB*	W	70-52
3/7	at Southern Miss*	W	81-70
3/12	vs. Houston†	L	85-89 (ot)
3/17	at Nevada#	W	79-77
3/23	Northeastern#	W	75-66
3/25	at Richmond#	W	81-69
3/30	at Oregon State#	L	69-75
4/1	Oregon State#	W	70-63
4/3	Oregon State#	L	73-81

+ 76 Classic (Anaheim, Calif.)

% Cable Car Classic (Santa Clara, Calif.)

\* Conference USA Game

† Conference USA Tournament (Memphis, Tenn.)

# College Basketball Invitational

## 2009-10

Season Record: 26-7

Conference USA: 15-1 (1st-12)

Head Coach: Tony Barbee

11/13	Texas Southern	W	89-70
11/18	Arkansas-Pine Bluff	W	70-52
11/21	Arkansas State	W	82-56
11/25	North Carolina A&T	W	81-66
12/1	at New Mexico State	W	79-58
12/13	New Mexico State	L	80-87
12/16	vs. [20] Mississippi+	L	81-91 (ot)
12/19	Alcorn State	W	101-41
12/21	vs. Oklahoma%	W	89-74
12/28	Norfolk State^	W	93-56
12/29	Air Force^	W	58-47
1/3	at [20] Texas Tech	L	78-86
1/6	SMU*	W	49-45
1/9	[25] BYU	L	77-83
1/13	at Houston*	L	65-75
1/16	Southern Miss*	W	56-49
1/20	at Memphis*	W	72-67
1/23	at UCF*	W	96-59
1/27	Tulane*	W	84-71
1/30	at [25] UAB*	W	74-65 (2ot)
2/3	Houston*	W	65-58
2/6	Tulsa*	W	73-59
2/10	at SMU*	W	62-51
2/13	East Carolina*	W	100-76
2/20	at Tulsa*	W	78-70
2/24	at Southern Miss*	W	59-56

2/27	Rice*	W	78-64
3/2	at Marshall*	W	80-76
3/6	UAB*	W	52-50
3/11	vs. UCF†	W	76-54
3/12	vs. Tulsa†	W	75-61
3/13	vs. Houston†	L	73-81
3/18	vs. Butler#	L	59-77

+ Game Played in Southaven, Miss.

% All-College Classic (Oklahoma City, Okla.)

^ Bank of the West Don Haskins Sun Bowl Invitational

(El Paso, Texas)

\* Conference USA Game

† Conference USA Tournament (Tulsa, Okla.)

# NCAA Tournament (San Jose, Calif.)

## 2010-11

Season Record: 25-10

Conference USA: 11-5 (2nd-12)

Head Coach: Tim Floyd

11/12	Pacific	L	61-66
11/14	Mercer+	W	87-74
11/20	Western Carolina+	W	77-65
11/23	New Mexico State	W	73-56
11/26	Georgia Tech%	L	61-71
11/27	Michigan%	W	65-56
11/30	at New Mexico State	W	74-72
12/12	Arkansas-Pine Bluff	W	77-54
12/15	Louisiana-Monroe	W	79-49
12/18	Texas Tech	W	82-71
12/20	Stephen F. Austin	W	61-52
12/23	at [23] BYU	L	68-89
12/28	Western New Mexico^	W	87-58
12/29	Air Force^	W	71-54
1/2	Sam Houston State	W	74-65
1/5	Tulsa*	W	69-59
1/8	at UAB*	L	97-100 (3ot)
1/12	at Tulane*	W	69-58
1/15	Rice*	W	66-43
1/22	at Houston*	W	57-52
1/26	Tulane*	W	69-65
1/29	at Tulsa*	L	68-69
2/5	at Rice*	W	59-53
2/12	SMU*	W	67-57
2/16	at Southern Miss*	L	51-64
2/19	Houston*	W	76-64
2/21	UCF*	L	68-74
2/23	at East Carolina*	L	76-83
2/26	Memphis*	W	74-47
3/2	Marshall*	W	82-74
3/5	at SMU*	W	59-56
3/10	vs. Marshall†	W	77-65
3/11	vs. Tulsa†	W	66-54
3/12	vs. Memphis†	L	66-67
3/15	at New Mexico#	L	57-69

+ Legends Classic Regional Rounds (El Paso, Texas)

% Legends Classic Championship Rounds

(Atlantic City, N.J.)

^ Bank of the West Don Haskins Sun Bowl Invitational

(El Paso, Texas)

\* Conference USA Game

† Conference USA Tournament (El Paso, Texas)

# National Invitation Tournament

## 2011-12

Season Record: 15-17

Conference USA: 7-9 (18th-12)

Head Coach: Tim Floyd

11/11	UT San Antonio	L	64-73
11/13	UC Riverside	W	52-41
11/19	at New Mexico State	L	73-89
11/26	Stephen F. Austin	L	35-53
11/29	at Oregon	L	59-64
12/11	New Mexico State	W	73-69
12/14	at UNLV	L	54-65
12/17	Southern	W	87-57
12/19	McNeese State	W	69-54
12/22	vs. Clemson+	W	61-48
12/23	vs. Kansas State+	L	70-78
12/25	vs. Auburn+	W	83-76
12/28	Colorado State^	L	53-56
12/29	Arkansas-Pine Bluff^	W	79-58
1/4	at Marshall*	L	60-76
1/7	Houston*	W	70-50
1/11	at Tulsa*	L	48-59
1/14	SMU*	W	70-64 (ot)
1/18	East Carolina*	W	70-56
1/21	at Tulane*	L	58-66
1/28	at Houston*	L	76-81 (ot)
2/1	at Rice*	L	75-77
2/4	UAB*	L	60-61
2/8	Tulsa*	W	64-55
2/11	Tulane*	W	54-52 (ot)
2/18	at Memphis*	W	60-58
2/22	Southern Miss*	W	76-68 (2ot)
2/25	at UCF*	L	45-63
2/29	Rice*	L	61-68
3/3	at SMU*	L	48-57
3/7	vs. Houston†	W	67-62 (ot)
3/8	at Memphis†	L	47-65

+ Hawaiian Airlines Diamond Head Classic

(Honolulu, Hawaii)

^ Bank of the West Don Haskins Sun Bowl Invitational

(El Paso, Texas)

\* Conference USA Game

† Conference USA Tournament (Memphis, Tenn.)

Opponents' Associated Press Top 25 ranking in [ ]

## UTEP COACHES' RECORDS

COACH	YEARS	OVERALL			CONF.		
		W	L	PCT.	W	L	PCT.
Tommy Dwyer	1915-23	14	30	.318	—	—	—
Jack Vowell	1924	3	10	.231	—	—	—
George Powell	1925-26	6	13	.316	—	—	—
E.J. Stewart	1928	6	8	.429	—	—	—
Mack Saxon	1929-34	34	61	.358	—	—	—
J.B. Andrews	1936	0	12	.000	—	—	—
Marshall Pennington	1937-43	63	83	.432	—	—	—
Charles Finley	1945	10	12	.455	—	—	—
Ross Moore	1948, 50	30	29	.508	11	21	.344
Dale Waters	1946-47, 49, 51-53	51	83	.381	—	—	—
George McCarty	1954-59	77	58	.563	38	27	.584
Harold Davis	1960-61	18	31	.367	5	15	.250
Don Haskins	1962-99	719	354	.670	262	200	.567
Jason Rabedeaux	1999-02	46	46	.500	17	31	.354
Billy Gillispie	2002-04	30	32	.484	16	20	.444
Doc Sadler	2004-06	48	18	.727	25	7	.781
Tony Barbee	2006-10	82	52	.612	39	25	.609
Tim Floyd	2010-Present	40	27	.597	18	14	.563
Totals		1277	959	.571	431	360	.545



# [ DO YOU KNOW THE RULES? ]

“Institutional control” of athletics is a fundamental requirement of NCAA legislation. As such, the University of Texas at El Paso is responsible for ensuring that members of the faculty and staff, coaches, student-athletes, alumni, donors, boosters and friends of the institution comply with all applicable NCAA rules. The information below is intended to provide a basic overview of NCAA rules governing UTEP alumni, faculty and friends. Because of the complexity of the rules, the following does not include all applicable situations and should not be relied upon exclusively. UTEP appreciates your interest and support but reminds you that an inappropriate contact or an inadvertent action on your part can jeopardize the eligibility of a prospective or enrolled student-athlete and the university. If you have specific questions, please contact the Athletics Department’s Compliance Office at (915) 747-6783.

You Are Considered A “Representative Of UTEP’s Athletics Interests” (i.e., a booster) If You:

- Have ever made any type of financial or in-kind contribution to the athletics department, to a specific sport program, or to an athletics booster organization, including purchasing season tickets to athletics events.
- Are or have been a member of any organization or agency promoting UTEP athletics.
- Have ever helped to arrange or have provided employment for an enrolled student-athlete, a prospective student-athlete, or their parents or relatives.
- Have ever assisted in any manner in the recruitment of prospective student-athletes.
- Have ever provided benefits to enrolled student-athletes or their families.
- Have otherwise promoted the institution’s athletics program in any manner.

Once you become a booster, you retain that status FOREVER!

A prospective student-athlete (a prospect) is any person who has begun classes for the ninth grade. A prospective student-athlete remains a prospect even after he or she has signed a National Letter of Intent or accepts an offer of financial aid to attend UTEP. The prospect remains a prospect until they report for the first day of classes for a regular term (fall or spring), they participate in a regular squad practice or competition, or they officially register and enroll and attend classes during the summer prior to initial enrollment.

Rules Governing Contacts With And Benefits For Student-Athletes

NCAA legislation expressly prohibits University supporters from providing “extra benefits” to enrolled student-athletes or their families. An extra benefit is any special arrangement to provide a student-athlete or his/her family a benefit not authorized by NCAA legislation. In general, boosters may not provide anything or make special arrangements for student-athletes or their families that are not available to the general student population.

Examples Of Prohibited “Extra Benefits” Include, But Are Not Limited To:

- Providing cash or loans in any amount.
- Signing or co-signing for a loan or guarantee of bond.
- Use of an automobile or other personal property (e.g., boats, summer homes, stereos).
- Gifts of any kind, including birthday cards, flowers, holiday gifts and gifts of clothing or equipment.
- Any tangible items, including merchandise.
- Free or reduced-cost services, rentals, or purchases (e.g., car repairs, legal services, haircuts, meals at local restaurants).
- Purchasing complimentary admissions from a student-athlete.
- Providing an honorarium to a student-athlete for a speaking engagement.
- Providing typing services or other costs associated with school projects or reports.

Boosters MAY provide enrolled student-athletes with an occasional meal, provided the meal takes place either at an on campus facility or at the booster’s home. The meal may NOT take place at a local restaurant establishment. Home meals may be catered and must be limited to infrequent or special occasions. The Compliance Office must approve all such meals.

Compliance with NCAA rules is of the highest priority for our athletics program and institution. Even the best-intentioned action on your part may be a violation of NCAA rules.

Please remember to ASK before you ACT.

## [ UTEP ATHLETICS COMPLIANCE: ]

▪ director of compliance  
Steve Shults  
office: (915) 747-6783  
e-mail: sjshults@utep.edu

▪ assistant director of compliance  
David Krooger  
office: (915) 747-8024  
e-mail: dkrooger@utep.edu

▪ assistant director of compliance  
Fadia Rouhana  
office: (915) 747-8607  
e-mail: frouhana@utep.edu

## [ BOOSTERS ARE PROHIBITED FROM: ]

- Contacting a prospect in person on or off our campus.
- Writing or telephoning a prospect or a member of the prospect’s family.
- Making arrangements for a prospect or the prospect’s relatives or friends to receive money or financial aid of any kind.
- Providing transportation for a prospect or the prospect’s relatives or friends to visit our campus.
- Providing free tickets or tickets at a reduced cost for prospects or the prospect’s relatives or friends to attend an athletic event.
- Entertaining high school, preparatory school or community college coaches.

## [ BOOSTERS ARE PERMITTED TO: ]

- Notify our coaches about prospects that may be strong additions to our teams.
- Attend high school or two-year college athletic contests or other events where prospects compete, however, boosters may not contact the prospect or the prospect’s relatives.
- Continue existing friendships with families of prospects, but boosters may not attempt to recruit the prospect.
- Employ a prospect after they have graduated from high school or a two-year college.





# [MEDIA INFORMATION]



# [MEDIA POLICY]

## **MEDIA RELATIONS FOR MEN'S BASKETBALL**

Please direct any interview, information or photo requests to Jeff Darby, Senior Associate Athletic Director for Communications and University Relations (office 915-747-6652, cell 915-204-0642, e-mail [jdarby@utep.edu](mailto:jdarby@utep.edu)).

## **CREDENTIALS**

Requests for working press credentials at UTEP home basketball games should be made in writing to Jeff Darby. Requests may be sent by fax (915-747-5444) or e-mail ([jdarby@utep.edu](mailto:jdarby@utep.edu)), but all requests should be received at least three days prior to the game.

Due to the demand for credentials, media agencies that cover UTEP and the visiting school on a regular basis will receive top priority. Other credentials will be issued according to availability of space. Credentials can be picked up at Brumbelow Building Room 102 or, on gameday, will be available at media will call, located at the tunnel entrance of the Don Haskins Center. Will call opens two hours prior to tipoff.

## **PRESS ROW SERVICES**

Game programs, rosters, game notes, play-by-play, complete halftime and final statistics and post-game notes will all be distributed to the media on game day. UTEP player and coaches' quotes are available on request from Jeff Darby. For FAX service, please contact a UTEP athletic media relations staff member. A dinner will be available to the media approximately one hour prior to the tip-off of each game.

## **GAMEDAY PARKING**

All requests for parking passes should be made at the same time as requests for working credentials. A limited number of parking passes are available, and requests should be submitted as far in advance as possible.

## **POSTGAME INTERVIEWS**

The Miner locker room is open to the media following games. Head Coach Tim Floyd will be available in the UTEP team room (caddy corner to the visitors' locker room) after a brief cooling-off period. Jeff Darby will be on hand to assist with UTEP interview requests.

## **PHONES**

The press row phone number is (915) 747-5154. Wireless access is available at the Don Haskins Center. If a media member needs a personal phone on press row, he or she should contact AT&T at (800) 499-7928 to make arrangements. When ordering lines, please contact Jeff Darby at (915) 747-6652 to ensure proper placement on press row.

## **RADIO**

One ISDN and one dial-up line are provided for visiting radio. Broadcast coordinators should contact Jon Teicher, Assistant Athletic Director for Broadcasting, at (915) 747-6869 to make arrangements to use these lines.

## **PHOTOGRAPHERS**

All photographers and those operating television cameras are restricted to two baseline locations closest to the team benches.

## **INTERVIEW REQUESTS**

Media should direct requests for all coaches and players to Jeff Darby. Players are available for interviews prior to or after practice unless otherwise specified. Media members are asked not to call players at home, unless previously arranged through Jeff Darby.



## **PRACTICE COVERAGE**

UTEP basketball practices are open to the media unless otherwise specified by coach Tim Floyd. Television crews are permitted to shoot the first 15 minutes of practice. Please contact Jeff Darby ahead of time for the status of practice and for clearance into practice.

## **UTEP ON THE WEB**

The official UTEP athletic department website is located at [www.utepathletics.com](http://www.utepathletics.com) and features up-to-date game notes and statistics as well as press releases, player and coach biographies and photos. The Conference USA website is located at [www.conferenceusa.com](http://www.conferenceusa.com).

## **TIM FLOYD TV/RADIO SHOWS**

The UTEP Sports Report With Tim Floyd will air on Time Warner Cable Sports Channel 24 and the El Paso/Las Cruces CW beginning in January. Times and dates are to be announced. His radio show is broadcast live weekly from 7-8 p.m. MST on KOFX 92.3 FM. Shows will alternate from Corner Tavern & Grill, 2700 North Mesa, on the west side and from Border City Ale House, 1506 N. Lee Trevino in the Towne Centre Mall, on the east side. Radio show dates are as follows:

- Tuesday, Nov. 6 - Corner Tavern & Grill
- Tuesday, Nov. 13 - Border City Ale House
- Tuesday, Nov. 27 - Corner Tavern & Grill
- Wednesday, Dec. 12 - Border City Ale House
- Tuesday, Dec. 18 - Corner Tavern & Grill
- Thursday, Jan. 10 - Border City Ale House
- Thursday, Jan. 17 - Corner Tavern & Grill
- Wednesday, Jan. 23 - Border City Ale House
- Thursday, Jan. 31 - Corner Tavern & Grill
- Tuesday, Feb. 5 - Border City Ale House
- Thursday, Feb. 14 - Corner Tavern & Grill
- Thursday, Feb. 21 - Border City Ale House
- Tuesday, Feb. 26 - Corner Tavern & Grill
- Monday, March 4 - Border City Ale House



■ media  
**[UTEP BASKETBALL CONTACT]**



**JEFF DARBY**  
Senior Associate Athletic Director for Communications  
& University Relations  
Office (915) 747-6652  
Cell (915) 204-0642  
Email jdarby@utep.edu

**MEDIA RELATIONS FAX**  
(915) 747-5444

**DEPARTMENT WEBSITE**  
www.utepathletics.com  
www.minerstrong.com

**MEDIA RELATIONS MAILING ADDRESS**  
UTEP Athletics Media Relations  
Brumbelow Bldg., Room 126  
201 Glory Road  
El Paso, Texas 79902

■ media  
**[MEDIA OUTLETS]**

■ newspapers

**EL PASO TIMES**

(915) 546-6161  
Fax (915) 546-6343  
300 North Campbell  
El Paso, TX 79901  
Sports Editor: Margaret Gallardo  
Basketball Beat Writer: Bill Knight  
(bknight@elpasotimes.com)

**THE PROSPECTOR**

(915) 747-5161  
Fax (915) 747-8031  
105 Union East  
University of Texas-El Paso  
El Paso, TX 79968-0622  
Sports Editor: Danny Ornelas  
(dlornelas@miners.utep.edu)

**ASSOCIATED PRESS**

(915) 532-1939  
Fax (915) 313-3958  
300 North Campbell  
El Paso, TX 79901  
El Paso Correspondent: Juan Carlos Llorca  
(JCLlorca@ap.org)

■ television

**KTSM (NBC)**

(915) 532-5421 ext. 294  
Fax (915) 544-0536  
801 North Oregon  
El Paso, TX 79902  
Sports Director: Fred Albers  
(falbers@ktsm.com)  
Sports Anchors:  
Beau Bagley (bbagley@ktsm.com)  
Aaron Rich (arich@ktsm.com)

**KDBC (CBS)**

(915) 532-5421  
Fax (915) 496-4590  
801 North Oregon  
El Paso, TX 79902

**KVIA (ABC)**

(915) 496-1761  
Fax (915) 532-0505  
4140 Rio Bravo  
El Paso, TX 79902  
Sports Director: Paul Cicala  
(pcicala@kvia.com)  
Weekend Sports Anchor: Asher Wildman  
(asher.wildman@kvia.com)

**KFOX-TV (FOX)**

(915) 834-2145  
Fax (915) 833-8717  
6004 North Mesa  
El Paso, TX 79912

**TIME WARNER CABLE**

(915) 772-1123  
7010 Airport Road  
El Paso, TX 79906

■ radio

**KROD 600 AM**

(915) 351-4592  
Fax (915) 532-0123  
4180 North Mesa  
El Paso, TX 79902  
Program Director: Steve Kaplowitz  
(skaplowitz@krod.com)

**KOFX 92.3 FM (English Flagship)**

(915) 581-1126  
Fax (915) 585-4613  
5426 North Mesa  
El Paso, TX 79912  
General Manager: David Candelaria  
Operations Manager: JoJo Garcia

**Maria 1650 AM (Spanish Flagship)**

(915) 581-1126  
Fax (915) 585-4613  
5426 North Mesa  
El Paso, TX 79912  
Play-By-Play: Harry Ruiz  
Color: Omar Duran

■ others

**JON TEICHER**

(football and men's basketball play-by-play)  
(915) 747-6869  
Brumbelow Building, Room 115  
201 Glory Road  
El Paso, TX 79968  
(teicher@utep.edu)

**STEVE YELLEN**

(men's basketball color)  
(915) 545-5010  
641 North Stanton  
El Paso, TX 79901  
(steven.yellen@morganstanley.com)

**RAY SANCHEZ**

(915) 584-0626  
4501 Skylark  
El Paso, TX 79922  
(rayf358@yahoo.com)

■ spanish newspapers

**EL NORTE**

(915) 821-6524 or (915) 329-6857  
Ave. Valle de Juarez #6689  
Cd. Juarez, Chih. 6070  
Sports Contact: Javier Sanchez  
(javiers@epcc.edu)

**EL DIARIO**

(915) 838-1600 ext. 1077  
Fax (915) 772-1299  
425 North Kansas  
El Paso, Texas 79901  
Sports Contact: Roberto Carrillo  
(deportes@diarioussa.com)

**EL MEXICANO**

011-52-656-612-1023  
Fax 011-52-656-615-0481  
Ramon Corona Igaliana 301  
Cd. Juarez, Chih. 32000  
Sports Contact: Ismael Gonzalez  
(igmdeportes@enlanoticia.com)

■ spanish television

**KINT**

(915) 581-1126  
Fax (915) 585-4642  
5426 North Mesa  
El Paso, TX 79912  
Sports Director: Harry Ruiz  
(hruiz@entravision.com)

**XHJUB**

(915) 204-4617  
Fax 011-52-656-625-0248  
Avenida de la Industria S-N  
Parque Industrial-Canal 56  
Cd. Juarez, Chih. 34720  
Sports Contact: Raul Grajeda  
(jtorresuv@televisa.com.mx)

**XEJ**

011-52-656-615-5555  
Fax 011-52-656-615-3393  
Vicente Guererro 732  
Cd. Juarez, Chih. 32000  
Sports Contact: Pedro Judino  
(pedroguba@hotmail.com)



IMG College is the leading multimedia, marketing and licensing/brand management company in America representing more than 200 of the nation's top collegiate properties including the NCAA and its 89 championships, NCAA Football, leading conferences, and many of the most prestigious colleges and universities in the country.


Headquartered in Winston Salem, N.C., IMG College employs 700 people in nearly 100 offices throughout the U.S. with annual sales of nearly \$450 million.

IMG College is the leader in capturing consumer devotion to college sports through partnership opportunities in multimedia rights, licensing, events and hospitality, marketing, stadium and arena development, stadium seating solutions, ticketing, sales, and consulting. The company produces nearly 30,000 hours of radio programming on the largest sports network in the country, manages nearly 5,000 hours of local television programming, is the leading publisher of college sports publications, and is the largest manager of university athletic websites.

IMG College is a division of IMG Worldwide, a global sports, fashion and media business. For more information, please visit [www.imgworld.com](http://www.imgworld.com).



TEICHER



YELLEN

UTEP men's basketball action is available on the FM dial for a seventh consecutive season in 2012-13. All games - home and away - can be heard in El Paso and throughout the Southwest on The FOX, KOFX 92.3 FM.

Those outside of the El Paso area can enjoy an audio stream of all games, an accompanying video stream of home games, plus Conference USA road games via subscription at the official UTEP Athletics website, [www.utepathletics.com](http://www.utepathletics.com).

The veteran tandem of Jon Teicher and Steve Yellen are in their 11th season together calling the action.

Teicher is in his 32nd season as the "Voice of the Miners." A native of Detroit, Mich. and a UCLA graduate, Teicher serves as a UTEP Assistant Athletics Director for Broadcasting. He first arrived in El Paso to call play-by-play for the minor league baseball Diablos from 1980-84 and again from 1988-92. Teicher has also broadcast professional baseball in Portland, Ore. and in Wichita, Kan. Additionally, he spent a season as the voice of the New Mexico State Aggies, five years as the host of the popular local afternoon show "Sportstalk on KR0D and three years as a sports anchor for KDBC-4.

During the season, Teicher hosts the Mike Price and Tim Floyd radio and television shows. In the spring and summer months, he is involved in sales and promotions with IMG College. Teicher was inducted into the El Paso Athletic Hall of Fame in the spring of 2001.

Jon and his wife, Pam, are parents to a 21-year old son, Ethan, and an 18-year old daughter, Devin.

Yellen's ties to UTEP date back to 1977, when he came to El Paso from John Jay High School in Fishkill, New York. He played for the Miners from 1977-81 under Hall of Fame coach Don Haskins. He was a member of two NIT teams and earned All-WAC academic honors as a sophomore and junior.

Upon graduation, Yellen gained employment with the Wall Street firm of Morgan Stanley, where he currently serves as First Vice President of Investments.

Yellen is a coach in the Price's Mini-Dribbler half pint program. Composed of kids ages seven to 10, the program was started by former UTEP assistant coach Rus Bradburd, and is currently in its 29th year.

Steve and his wife, Tracy, have a 12-year-old son, Jackson, and a nine-year-old daughter, A.J.

UTEP men's basketball coverage on The FOX begins one-half hour prior to game time with the Countdown to Tipoff Show. Following the game, coverage continues with the Locker Room Report.



RUIZ



DURAN

Maria 1650 AM will carry all UTEP men's basketball games in Spanish. Harry Ruiz (play-by-play) and former Miner Omar Duran (color) are the commentators.

Ruiz is a rookie on the El Paso sports scene. The Los Angeles native recently joined KINT-TV 26 as a sports reporter and anchor. Among his credits is a time as the radio play-by-play voice of the Algodoneros de Torreon of the Mexican National Basketball Professional League.

Duran was a two-year letterwinner for the Miners from 2002-04 after transferring from Midland College. He was the Miners' third leading scorer during the 2002-03 campaign, collecting 10.3 points per game and burying 79 three point field goals - the sixth-top seasonal total in school history. In 2003-04, he played a hand in UTEP tying the greatest single-season turnaround in NCAA history, improving from 6-24 to 24-8 and earning a bid to the NCAA Tournament. Duran is the head coach at his alma mater, Cathedral High School.

