





# WOLFPACK

2010-11 NC STATE MEN'S BASKETBALL



2010-11 TEAM [51]



2009-10 SEASON REVIEW [95]



HISTORY [117]



RECORDS [153]



THE WOLFPACK BASKETBALL PROGRAM

2010-11 Schedule..... 2  
 The Tradition..... 3-4  
 100 Years Celebration..... 5-6  
 The RBC Center..... 7-10  
 Gameday..... 11-12  
 RBC Center Events..... 13-14  
 The Dail Center..... 15-16  
 Off the Court..... 17-18  
 Coaching Staff..... 19  
 Freshman Impact..... 20  
 Strength and Conditioning..... 21-22  
 Sports Medicine..... 23-24  
 Academics..... 25-26  
 Student-Athlete Development..... 27-28  
 Media Spotlight..... 29-30  
 Pack in the NBA..... 31-32  
 NBA Head Coaches..... 33  
 NBA Champions..... 34  
 After NC State..... 35-36  
 2009-10 Season Review..... 37-38  
 NC State University..... 39-42  
 NC State Facilities..... 43-44  
 Athletic Excellence..... 45  
 Wolfpack Unlimited..... 46  
 Raleigh, NC..... 47-48  
 The Atlantic Coast Conference..... 49-50

THE 2010-2011 WOLFPACK

2010-11 Rosters..... 53-54  
 2010-11 Notes..... 55-56  
 NC State Quick Facts..... 56  
 Player Bios  
 Javier Gonzalez..... 57-60  
 Tracy Smith..... 61-64  
 C.J. Williams..... 65-67  
 Enrico Kufuor..... 68  
 Kendall Smith..... 68  
 Richard Howell..... 69-70  
 DeShawn Painter..... 71-72  
 Jordan Vandenberg..... 73-74  
 Scott Wood..... 75-76  
 Lorenzo Brown..... 77  
 Ryan Harrow..... 78  
 C.J. Leslie..... 79  
 2010-11 Team Photo..... 80

COACHING STAFF

Head Coach Sidney Lowe..... 81-84  
 Assoc. Head Coach Monte Towse..... 85  
 Assistant Coach Larry Harris..... 86  
 Assistant Coach Pete Strickland..... 87  
 Dir. of Operations Levi Watkins..... 88  
 Support Staff..... 89-90  
 Wolfpack Staff..... 91

THE ADMINISTRATION

Chancellor Dr. Randy Woodson..... 92  
 Athletics Director Deborah A. Yow..... 93

THE 2009-2010 SEASON IN REVIEW

Final Statistics..... 97  
 Stats versus the ACC..... 98  
 Game by Game Team Stats..... 99  
 Individual Stats..... 100-101  
 Game Highs/Lows..... 102-103  
 2009-10 Boxscores..... 104-112  
 2009-10 ACC Statistics..... 113-114  
 Departed Players..... 115-116

THE HISTORY BOOK

Wolfpack Timeline..... 119-124  
 1974 National Championship..... 125-126  
 1983 National Championship..... 127-128  
 1950 Final Four..... 129  
 ACC Championships..... 130  
 Reynolds Coliseum..... 131-132  
 David Thompson..... 133-134  
 All-Americans..... 135-138  
 Honored Jerseys..... 139-142  
 Players in the Pros..... 143-144  
 Coaching History..... 145  
 All-Time Assistant Coaches..... 146  
 Letterwinners..... 147-148  
 All-Time Jersey Numbers..... 149  
 Team Honors..... 150  
 Honors & Awards..... 151-152

THE RECORDS BOOK

All-time Records..... 155-156  
 Scoring..... 157-158  
 Rebounding..... 159-160  
 Field Goals..... 161  
 Three-Pointers..... 162-163  
 Free Throws..... 163-164  
 Assists..... 165  
 Steals/Blocks..... 166  
 Minutes/Games..... 167  
 Records by Class..... 168-170  
 Single Season Highs..... 171-172  
 Single Game Highs..... 173  
 NCSU in ACC Stats..... 174  
 RBC Center Records..... 175-176  
 Yearly Team Stats..... 177-178  
 Opponent Records..... 179  
 Victory Margins..... 180  
 ACC Tournament History..... 181-182  
 ACC Tournament Records..... 183-185  
 ACC Tournament Stats..... 186-188  
 NCAA Tournament History..... 189-190  
 NCAA Tournament Records..... 191-192  
 NCAA Tournament Stats..... 193-194  
 NIT Records..... 195  
 NC State in the AP Poll..... 196  
 Wins vs. the Top 25..... 197-198  
 Wins vs. No. 1..... 199  
 Lowe Era Records..... 200  
 Year-by-Year Finishes..... 201-202  
 All-Time Results..... 203-212  
 NC State in Televised Games..... 222

THE OPPONENTS

Versus All Competition..... 213  
 Versus All Conferences..... 214  
 2010-11 Opponents..... 215-216  
 Series Records..... 217-221

MEDIA INFORMATION

Media Relations Staff..... 223  
 Media Policies/Procedures..... 223-224  
 Sidney Lowe Television Show..... 224  
 Wolfpack Radio Network..... 224  
 Track the Pack..... 225  
 2010-11 TV/Radio Chart..... 226

Editor: Brian Reinhardt

Graphic Design and Cover Design: Kim Barefoot of Spectrumax, Inc.

Photography: Mark McIntyre, Mark Murray, Gene Galin, Peyton Williams, Chris Coleman, Bernie Connelly, Stanley Leary, Timothy Boone, Ed Caram, Bruce Schwartzman, Bob Donnan, Grant Halverson, Michael Okoniewski, Roger Winstead, Dan Sears, Kevin Cox, Tim Lytvinenko, Greg Forwerck, Ed Funkhouser, Brian Uetsch, Barbour Photography, Simon Griffiths, Raleigh News & Observer, Burnie Batchelor, NBA Photos, and many more unknown photographers of yesteryear.

Videos: NC State Athletics, Greater Raleigh Convention and Visitors Bureau

| Day  | Date    | Team                                | Time     | TV         |
|--|---------|-------------------------------------|----------|------------|
| Tue.   | 11/9    | Pfeiffer (Reynolds - Exh.)          | 7:00 pm  |            |
| Fri.   | 11/12   | Tennessee Tech                      | 7:00 pm  |            |
| Charleston Classic - Charleston, S.C. (Carolina First Arena) |         |                                     |          |            |
| Thur.  | 11/18   | East Carolina                       | 6:00 pm  |            |
| Fri.   | 11/19   | Charlotte/George Mason              | TBA      | ESPNU      |
| Sun.   | 11/21   | TBA                                 | TBA      | ESPNU      |
| Sat.   | 11/27   | Fairleigh Dickinson                 | 6:00 pm  | FSNS       |
| Wed.   | 12/1    | @ Wisconsin                         | 7:15 pm  | ESPN2      |
| Sat.   | 12/4    | @ Syracuse                          | 5:30 pm  | ESPN2      |
| Sat.   | 12/11   | USC-Upstate (Reynolds)              | 2:00 pm  |            |
| Thur.  | 12/16   | Youngstown State                    | 7:00 pm  |            |
| Sun.   | 12/19   | Arizona                             | 4:45 pm  | FSN        |
| Wed.   | 12/22   | Delaware State                      | 7:00 pm  |            |
| Tue.   | 12/28   | Alabama A&M                         | 7:00 pm  |            |
| Sat.   | 1/1     | San Diego                           | 12:00 pm | FSNS       |
| Wed.   | 1/5     | vs. Elon (Greensboro Col.)          | 7:00 pm  |            |
| Sat.   | 1/8     | Wake Forest                         | 2:30 pm  | Raycom     |
| Tue.   | 1/11    | @ Boston College                    | 9:00 pm  | ESPNU      |
| Sat.   | 1/15    | @ Florida State                     | 4:00 pm  | Raycom     |
| Wed.   | 1/19    | Duke                                | 7:00 pm  | ESPN       |
| Sun.   | 1/23    | Miami                               | 12:00 pm | Raycom     |
| Tue.   | 1/25    | @ Clemson                           | 7:00 pm  | RSN        |
| Sat.   | 1/29    | @ North Carolina                    | 2:00 pm  | ESPN       |
| Wed.   | 2/2     | Virginia Tech                       | 7:00 pm  | ESPN/ESPN2 |
| Sat.   | 2/5     | @ Duke                              | 6:00 pm  | ESPN/ESPN2 |
| Sun.   | 2/13    | @ Wake Forest                       | 1:00 pm  | Raycom     |
| Thur.  | 2/17    | Clemson                             | 7:00 pm  | ESPN/ESPN2 |
| Sun.   | 2/20    | @ Maryland                          | 5:30 pm  | FSN        |
| Wed.   | 2/23    | North Carolina                      | 9:00 pm  | Raycom     |
| Sat.   | 2.26    | Georgia Tech                        | 2:00 pm  | Raycom     |
| Tue.   | 3/1     | @ Virginia                          | 7:00 pm  | RSN        |
| Sun.   | 3/6     | Florida State                       | 6:15 pm  | FSN        |
|  | 3/10-13 | ACC Tournament (@ Greensboro, N.C.) |          |            |



Excerpts from Coach Jim Valvano's Speech at the ESPY Awards (March 4, 1993):

"When people say to me how do you get through life or each day, it's the same thing. To me, there are three things we all should do every day. We should do this every day of our lives. Number one is laugh. You should laugh every day. Number two is think. You should spend some time in thought. Number three is, you should have your emotions moved to tears, could be happiness or joy. But think about it. If you laugh, you think, and you cry, that's a full day. That's a heck of a day. You do that seven days a week, you're going to have something special."



2 National Championships (NC State is only one of 15 Division I schools to win two or more NCAA titles) • 3 NCAA Final Fours • 9 Sweet Sixteens • 7 ACC Players of the Year • 10 ACC Championships • 17 ACC Tournament Title Games • 19 All-Americans • 32 Postseason Appearances



During the 2009-10 season, NC State celebrated its 100<sup>th</sup> season of men's basketball. Over the course of the season, many former Wolfpack greats were welcomed back and honored during home games.





# THE RBC CENTER

The Wolfpack has the privilege of playing in one of the premier college basketball facilities in the country. The RBC Center provides players and fans with every possible amenity and luxury, from spacious concourses, comfortable seats, a state-of-the-art HD scoreboard and a beautiful red and white decor, to plush locker rooms and meetings rooms.

Walking through the front doors of the RBC Center, fans will immediately see the finest college basketball facility in the nation. With 19,700 red seats, the Wolfpack's home is among the largest college basketball facilities in the nation, yet still maintains the intimate feel of historic Reynolds Coliseum. More than 3,000 courtside seats have been designed in a pit-type area for NC State's most vocal fans – its students. Since the RBC Center opened in 1999-2000, NC State has finished every year in the top-25 nationally in attendance.



## THE RBC CENTER BY THE NUMBERS...

- 770,000 Overall square feet in arena
- 34,000 Weight (in pounds) of scoreboard
- 31,000 Feet of pipes for ice-making
- 21,000 Seats for concerts
- 20,500 Seats for arena performances
- 19,700 Red Seats for basketball
- 18,176 Seats for hockey
- 9,100 Square feet in Arena Club
- 8,000 Parking spaces
- 7,500 Square Feet in Hospitality Room
- 3,200 Student Seats Available in lower level
- 1,877 Square feet in media lounge
- 1,408 Square feet in media work room
- 635 Arena's overall length (in feet)
- 580 Television monitors
- 540 Acoustical banners
- 500 Seats in Restaurant
- 495 Arena's overall width (in feet)
- 210 Speakers hanging from ceiling
- 197 Handicap seats for basketball
- 158 Cost (in millions) of construction
- 108.5 Arena's height (in feet)
- 61 Luxury suites
- 37 Restrooms (21 women/16 men)
- 24 Stairways
- 24 Outside doors
- 18 Concession stands
- 8 Escalators
- 5 Elevators
- 4.3 Cost (in millions) of HD video scoreboard system and auxilliary boards
- 3 Concourses (two public, one private club level)
- 1 Video Ribbon board that circles the court



19,700 red seats • Cost: \$158 million • A total of nearly 700,000 square feet • State-of-the-art locker room, shower room, player lounge, team movie theater and training room  
Over 3,000 courtside seats for NC State's most vocal fans – its students • 500-seat restaurant • 7,500 square foot hospitality room • 61 luxury suites, including 3 Club level "Party Suites."



**SCOREBOARD**

The inside of the RBC Center had a new look last season, as a new \$4.3 million state-of-the-art scoreboard was installed before the 2009-10 season.

The scoreboard contains 14 individual LED displays, which is among the largest LED video displays nationwide. It is capable of displaying 4.4 trillion shades of color. The scoreboard features four primary HD video screens, eight auxiliary video above those, and two circular rings.

**RBC ALL-TIME RECORDS**

|         |      |
|---------|------|
| 1999-00 | 17-3 |
| 2000-01 | 11-6 |
| 2001-02 | 14-4 |
| 2002-03 | 12-3 |
| 2003-04 | 13-2 |
| 2004-05 | 10-6 |
| 2005-06 | 14-3 |
| 2006-07 | 12-6 |
| 2007-08 | 10-6 |
| 2008-09 | 12-4 |
| 2009-10 | 9-7  |

All-Time Record - 134-50 (.728)  
 ACC Record - 49-39 (.557)  
 Non-Conference - 85-11 (.885)



**RBC ANNUAL ATTENDANCE**

| Year | Div. I Rank | Average Att. |
|------|-------------|--------------|
| 2000 | 7           | 16,535       |
| 2001 | 17          | 14,072       |
| 2002 | 20          | 13,468       |
| 2003 | 19          | 13,563       |
| 2004 | 16          | 14,577       |
| 2005 | 13          | 14,464       |
| 2006 | 17          | 14,472       |
| 2007 | 18          | 13,952       |
| 2008 | 16          | 15,043       |
| 2009 | 21          | 13,456       |
| 2010 | 24          | 13,814       |



3 concourses served by escalator and elevators. Concessions and restrooms on all concourses. • 1,877 square foot press lounge/interview room at arena level  
 \$4.3 million HD video scoreboard system and auxiliary boards • TV monitors in concourses, concession stands and private suites • State-of-the-art sound system



NC State has ranked in the top 25 nationally in attendance since the RBC Center was opened for the 1999-2000 season. The Wolfpack has averaged more than 13,000 fans per game for all 11 seasons that the Pack has played in the arena.



There are 1,500 lower-level seats in the RBC Center reserved for the Wolfpack's loudest fans: the students!

The dedication of Wolfpackers is second to none. The diehards in red and white have gained a reputation for being some of the most loyal and most vocal in the nation, and that reputation is well deserved.







THE RBC CENTER

The RBC Center remains dedicated to furthering the area's growing popularity by providing the best possible sports and entertainment experience in the Southeast. On an annual basis, the RBC Center welcomes over 1.5 million guests and plays host to more than 150 events. The RBC Center has continually offered Raleigh, the Triangle, and the Southeast an abundance of sports, major concert tours, and events year after year.



© 2008 World Wrestling Entertainment, Inc. All Rights Reserved



# THE CURTIS & JACQUELINE DAIL BASKETBALL COMPLEX

NC State added another landmark to its group of outstanding athletic facilities at the start of the 2005-06 season, when the men's basketball team and staff moved into the Curtis & Jacqueline Dail Basketball Complex. In addition to the fabulous facilities afforded by the RBC Center, the Wolfpack now has a beautiful complex on campus that contains practice courts, a luxurious locker room, coaches offices, team meeting rooms, a player lounge and is adjacent to the state-of-the-art strength training facility and sports medicine complex.

The bright and spacious lobby is on the top floor of the building, which also holds two conference rooms, as well as offices for coaches and support staff. A video archive is also housed on the second floor, as well as a balcony that overlooks the practice court.

The first floor serves as the operations center for the men's basketball team. The locker room, cut from the same cloth as those in the NBA, serves as the primary focal point for the players. Each player has a personalized locker, complete with an action shot, biographical information and the names of other Wolfpack legends that have proudly donned the same jersey number throughout the program's history. Stressing the importance of academics, a computer lab and study area are located a few steps outside of the locker room.

The practice courts connect to the Weisiger-Brown building's recently restored and renovated weight room, where the team lifts weights and undergoes a rigorous and beneficial physical improvement program.






CASE DINING HALL

Proper nutrition is essential to all Wolfpack athletes. The Case Dining Hall provides well-balanced and appetizing meals needed to maintain winning performances. NC State student-athletes enjoy the convenience and outstanding quality of the Case training table. The friendly Case Dining Hall staff does an outstanding job feeding over 400 athletes three meals a day.

The dining hall is located on the bottom floor of Case Academic Center, which is convenient to main campus, the Weisiger-Brown Facility, Reynolds Coliseum and classrooms.

Each meal is designed to give the student-athlete a number of healthy options. There are a wide array of food selections including a buffet line, potato and pasta bar, salad bar, cold sandwich buffet with a variety of breads and meats, frozen yogurt and desserts.

The meal schedule is molded around the class and practice schedules of the student-athletes, which allows them an extra advantage in budgeting their time.



THE COLLEGE INN

College Inn has everything NC State University students need – fully furnished suites, a sparkling pool and a variety of social activities. The College also provides high speed internet in each room, and there are plenty of meeting areas to study with friends.

Rent Includes:

- Individual lease for each resident
- Fully furnished suite with full-size extra long bed, dresser, computer desk and desk chair, couch, chair, TV stand, coffee and end table, and dining furniture
- Internet access in each bedroom through Ethernet
- Basic cable with 6 HBOs
- All utilities
- Full kitchen with stove, refrigerator, garbage disposal, dishwasher and microwave
- Private full-size washer and dryer in each unit
- Private bedrooms with individual locks
- Walking Distance to NC State
- Brand New Tanning Bed
- 24-Hour Fitness Center
- Free Student WPC Membership





Associate head coach Monte Towe was the head coach at New Orleans for five seasons before returning to NC State for his second stint as an assistant coach.



Assistant coach Larry Harris is entering his 15th season with the Wolfpack, and his 26th year in coaching overall.



Assistant coach Pete Strickland has been in coaching for over 20 years, including spending seven seasons as the head coach at Coastal Carolina.



Head coach Sidney Lowe spent 15 years on the NBA sidelines before returning to coach the Wolfpack.



A former Wolfpack forward, Levi Watkins is in his sixth season on the Wolfpack staff and second as the Director of Operations.



Another former Wolfpack player, Tony Bethel, is in his second season as the video coordinator.

• 2006-07 - Dennis Horner played in all 36 games during his freshman season, including making eight starts. He connected on 52.9 percent of his shots that season, while averaging 4.6 points per game.

• 2007-08 - J.J. Hickson was an unanimous selection to the ACC All-Freshman team and honorable mention All-ACC as a freshman. He finished first in the ACC in field goal percentage (59.1 percent) and led the Pack in both scoring (14.8 ppg) and rebounding (8.5 rpg).

• 2008-09 - C.J. Williams became the first freshman to start at shooting guard for the Pack since the 1998-99 season, when he started eight games during his freshman season.

• 2009-10 - Scott Wood was the only NC State player to start all 36 games last season. He led the Pack in three-point shooting last season (63 made three-pointers), and was the team's fourth-leading scorer at 7.8 points a game.

• 2010-11 - NC State's 2010 recruiting class was ranked No. 5 nationally by both Rivals.com and Scout.com, while ESPN had the Pack at No. 7 nationally. Ryan Harrow, C.J. Leslie and Lorenzo Brown are all expected to be major contributors this season.



C.J. Williams

Scott Wood

J.J. Hickson

Dennis Horner

Ryan Harrow, C.J. Leslie and Lorenzo Brown



PHYSICAL IMPROVEMENT

The Wolfpack supplements its on-court training with a multi-faceted, year-round weight-training and conditioning program designed and implemented by Wright Wayne, NC State's Strength and Conditioning Coordinator.

Wayne, who worked with the 1983 national championship team, supervises the weight training and running programs with a premium placed on individual attention. Working with the coaching staff, he plans and oversees the basketball team's workouts.

Wayne stresses the importance of self-confidence, motivation, toughness and injury prevention when assessing the overall improvement program.

All the facilities needed by the men's basketball team are available in the recently expanded Weisiger-Brown Weight Room Facility located right next to the Dail Basketball Complex. These facilities include:

- 6,000 square-foot weightroom with cardio equipment on a mezzanine overlooking weight room
- 40-foot pine ceiling with scenic windows
- Colored, rubber floor
- Acoustical panels for sound system
- Basketball achievement boards for performances
- Dynabody racks, platforms and benches customized with "Block S" logos
- 14 Squat racks and 9 platforms
- Over 6 tons of weights
- Dumbbells up to 115 pounds
- Nautilus "selecterized" weight equipment
- 15 pieces of cardio equipment
- Outdoor conditioning hill





The health and safety of the student-athlete are the top priority in the athletics department at NC State University. Three sports medicine centers are staffed by an experienced team of professionals under the direction of Charlie Rozanski, Associate Director of Athletics for Sports Medicine. The staff includes eight full-time licensed athletic trainers supported by nine graduate assistants in sports medicine. This highly trained group of professionals provides injury recognition, acute injury management, rehabilitation, and injury prevention. As part of a complete health care team, the athletic trainers work under the direction of a team physician in cooperation with other healthcare professionals, athletic administrators, coaches and parents to provide the best medical care possible for the student-athlete.

Rozanski heads up the efforts for the Men's Basketball team, and is now in his 17<sup>th</sup> year as the Director of NC State's Sports Medicine Program.



The sports medicine center in the Weisiger-Brown facility, which opened in July of 2006, is a pleasant facility with state-of-the-art equipment for treatment and rehabilitation of Wolfpack student-athletes, including the men's basketball team.



OPPORTUNITIES PROVIDED BY THE ACADEMIC SUPPORT PROGRAM FOR STUDENT-ATHLETES

- Tutorial Services
- Academic Counseling
- Study and Computer Skills Development
- Graduation Planning
- Career Counseling
- Leadership Development
- Time Management
- Academic Information Resource
- Referral Service

WOLFPACK MAKING THE GRADE

- The NC State Academic Support Program for Student-Athletes (ASPSA) will invest over \$1 million, including \$300,000 on tutoring, in comprehensive academic support of student-athletes this year alone.
- ASPSA's budget has increased almost half a million dollars over the last 10 years.
- Academic coordinator Alison Ruff works with the men's basketball team and accompanies the team on many road trips.
- Student-athletes have easy access to laptop computers.
- Personal tutors are provided for each class taken by Wolfpack players and tutorial sessions begin on the very first day of class each semester.
- To minimize out-of-class time, the team travels almost exclusively via chartered jet.



During Coach Lowe's first four seasons at NC State, a total of 13 players have earned their degrees. Here is a complete list:

- Braxton Albritton  
Business Management
- Engin Atsür  
Business
- Justin Clark  
Civil Engineering
- Brandon Costner  
Public & Interpersonal Communication
- Farnold Degand  
Sociology
- Courtney Fells  
Public Relations
- Gavin Grant  
Sport Management
- Simon Harris  
Sociology
- Ben McCauley  
Sport Management
- Bryan Nieman  
Science, Technology & Society
- Kenneth Pittman  
Communication
- Johnny Thomas  
Sport Management
- Chad Williams  
Criminology



**MAKING AN IMPACK  
IN THE COMMUNITY**

ImPACK's outreach program places special emphasis on touching the lives of Wake County's thousands of school children. NC State student-athletes are encouraged to provide tutoring and mentoring activities for children. This program seeks to avoid one-time events such as assemblies, and focuses instead on building long-standing personal relationships between the children and the student-athletes. Visits are also made to children at local hospitals.

During the 2009-2010 school year, Wolfpack student-athletes and staff reached thousands of people in the Triangle area through ImPACK's outreach efforts, including working with community programs such as Read-a-Thons, Habitat for Humanity, non-profit organization fundraisers, mentoring and other outreach programs.

The athletic department also sponsored a Habitat for Humanity home, with Wolfpack student-athletes from all sports participating in the construction.



**P.A.C.K - PACK ATHLETES CHALLENGING KIDS**  
The P.A.C.K. program is the Department of Athletics Speakers' Bureau. NC State student-athletes, using the platform of athletics, address young people in schools, group homes, hospitals, etc. about current issues they face.



**WOLFPACK BLITZ**

Each spring, student-athletes from each of NC State's 23 varsity sports participate in the Wolfpack Blitz, an outreach event geared toward touching the lives of Wake County school children. Wolfpack athletes visited schools during the week-long blitz, reading, talking and interacting with the young students.

**THE RIGHT DECISIONS**

An important part of the Wolfpack's Student-Athlete Development program is a professional sports counseling panel. This panel advises student-athletes on career choices involving professional sports, reviews NCAA rules and regulations on agents and the screening of professional agents for the student-athletes hoping to move into professional sports.





The Wolfpack men's basketball program and players receive national, regional and/or local media exposure on almost a daily basis. At NC State, that exposure is seen as both a privilege and a responsibility, as each interview gives the individual student-athlete a chance to represent his university and his team.

In order to help each student-athlete project the best possible image, annual media training is provided to the basketball team. Individual media training is also available to any player who is interested.

TOP MEDIA MARKET

NC State University is located in one of the top 30 media markets in the nation. Several regional newspapers have a beat writer assigned to cover Wolfpack men's basketball, while television stations from four networks (ABC, CBS, NBC, FOX) as well as a 24-hour news channel, are all located in Raleigh. There are also two 24-hour sports talk radio stations, as well as many websites devoted to NC State athletics.

TELEVISION EXPOSURE

At least 23 of the Wolfpack's regular season games will be on television during the 2010-11, including at least 13 appearances on national TV. NC State games will be broadcast on ESPN, ESPN2, ESPNU, Fox Sports, and Raycom. All games can be heard on the Wolfpack Sports Network as well.







Not only has NC State sent former players to play in the NBA, but now two former Wolfpack guards are currently head coaches in the NBA.

Vinny Del Negro begins his first season with the Los Angeles Clippers, after spending the two previous seasons as the head coach of the Chicago Bulls. Nate McMillan is in his sixth season with the Portland Trailblazers, after previously coaching the Seattle SuperSonics.

Before he returned to NC State, Sidney Lowe coached 15 seasons in the NBA. He served as head coach of both the Minnesota Timberwolves and the Vancouver/ Memphis Grizzlies.



Vinny Del Negro

Nate McMillan

Sidney Lowe



A total of four former NC State players have gone on to win an NBA title. Josh Powell was the latest, as he was a member of the LA Lakers the last two seasons as they claimed back-to-back titles. Here is a complete list of former NC State players that have won a championship ring:

- CHUCKY BROWN  
1995 Houston Rockets
- CHUCK NEVITT  
1985 Los Angeles Lakers
- JOSH POWELL  
2009 & 2010  
Los Angeles Lakers
- JOHN RICHTER  
1960 Boston Celtics




LOS ANGELES LAKERS 2010  
NBA CHAMPIONS

Chuck Nevitt

Chucky Brown

John Richter

Josh Powell



Thurl Bailey

Thurl Bailey (1980-83) - Runs his own clothing line, records inspirational music, and is a motivational speaker.

Cameron Bennerman (2003-06) - Playing professionally in Poland, also started his own clothing line, Likuid 'N' Ation.

Tony Bethel (2005-06) - Starts his second season as the Pack's video coordinator.

Eddie Biedenbach (1965-68) - In his 16th season as UNC Asheville's Head Coach.



Luke Buffum



Cameron Bennerman

Luke Buffum (1996-98) - Owns the Trinity Wellness Center, and also works with NC State's student-athletes.

Tommy Burleson (1972-74) - Currently a department head/building inspector for Avery County in N.C.

Chris Corchiani (1988-91) - Owns DNJ Mortgage and works with real estate in Raleigh.

Vinny Del Negro (1985-88) - In his first season as head coach of the Los Angeles Clippers, was the head



Tommy Burleson



Eddie Biedenbach

coach of the Chicago Bulls the previous two seasons.

Panagiotis Fasoulas (1986) - Has been the mayor of Piraeus, Greece since 2006.

Todd Fuller (1993-96) - The athletics director at United Faith Christian Academy in Charlotte.

Justin Gainey (1997-00) - Starts his first season as an assistant coach at Appalachian State.



Vinny Del Negro



Justin Gainey

Terry Gannon (1982-85) - Has been working as a TV announcer for ABC Sports since 1991.

Kenny Inge (1998-01) - Was hired as head coach at Cary Academy in the summer of 2008.

Sidney Lowe (1980-83) - In his fifth season as the Pack's Head Coach

Nate McMillan (1985-86) - In his sixth season as head coach of the Portland Trailblazers.



Les Robinson




Kenny Inge

Archie Miller (1998-02) - In his second season as an assistant coach at Arizona.


Les Robinson (1963-64) - Retired as AD at The Citadel in the summer of 2008.

Gary Stokan (1977) - President of the Chick Fil-A Peach Bowl in Atlanta.

Monte Towe (1973-75) - In his fifth season as the Pack's Associate Head Coach



Gary Stokan



Nate McMillan

Bucky Waters (1956-58) - A current basketball broadcaster with ESPN and MSG Network.

Levi Watkins (2002-05) - In his sixth season on the NC State coaching staff, second as Director of Operations.

Tim Wells (1997-00) - Served three years as an assistant coach at Winston-Salem State University, before heading to Europe for his first head coach position.

Dereck Whittenburg (1980-83) - Currently working as a broadcaster for ESPN.



Tim Wells



NC State students rushed the court after the Pack downed No. 7 Duke.



In his two games against Florida State, Scott Wood averaged 24.5 points and shot 56-.5 percent (13-23) from three-point range.

Richard Howell posted a double-double against Clemson (13 points, 12 rebounds), he was one of just three ACC freshman to record a double-double.

Tracy Smith was named an All-ACC second-team selection, the Pack's highest finisher since Julius Hodge in 2005.

Dennis Horner averaged 24.0 points in the two NIT games.

Last season, the RBC Center installed a state-of-the-art \$4.3 million dollar scoreboard.

NC State won six of its final nine games, and finished with a record of 20-16.

The Pack earned a postseason NIT bid. NC State won its first round game at South Florida on a last-second layup.

NC State advanced to the ACC Tournament semifinals, falling just three points short of an ACC Championship game appearance. The Pack defeated higher seeds Clemson and Florida State.

NC State is now 15-6 in both in-season and postseason tournaments under Coach Lowe.

NC State was 3-2 against ranked opponents during the season. The Pack won its three games by a combined 35 points, and its two losses were by a combined five points.

During the course of the season, NC State notched seven wins against teams that played in the NCAA Tournament.

The NC State defense held five of its last six opponents under 60 points.

Tracy Smith finished seventh in the ACC in scoring, eighth in rebounding, and second in field goal percentage.

Five different Wolfpack players reached double figures in rebounds during the season.

Tracy Smith and Scott Wood were both named to the ACC All-Tournament second-team.

Scott Wood was named ACC Rookie of the Week after he scored 31 points (7-of-11 three-pointers) in the upset at No. 25 Florida State.

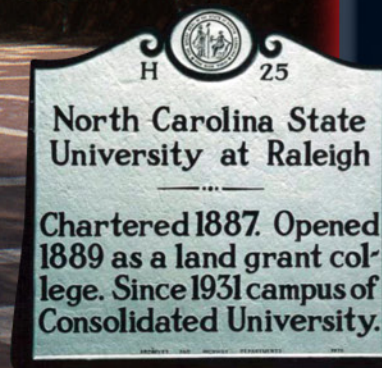


With more than 33,000 students and nearly 8,000 faculty and staff, NC State University is a comprehensive university known for its leadership in education and research, and globally recognized for its science, technology, engineering and mathematics leadership.

NC State students, faculty and staff are focused on providing solutions for our world. As one of the leading land-grant institutions in the nation, NC State is committed to playing an active and vital role in improving the quality of life for the citizens of North Carolina, the nation and the world.



**LOCALLY RESPONSIVE,  
GLOBALLY ENGAGED.**



NC STATE UNIVERSITY AT A GLANCE

**STUDENTS**

- Largest four-year institution in North Carolina
- 33,815 students from all NC counties, 54 states and territories and 106 foreign countries
- Bachelor's degrees in 113 fields; master's in 163 fields; PhDs in 61 fields; Doctor of Veterinary Medicine

**FACULTY & STAFF**

- 2,078 teaching, research and extension faculty; 316 field faculty
- 5,635 administrative and support staff

**RANKINGS**

- 3rd in Best Overall Public University Value among public universities (*U.S. News & World Report*, 2009)
- One of the top 50 'best values' among public colleges and universities (*Princeton Review*, 2009)
- 10th best value among the nation's colleges and universities (*Kiplinger's Personal Finance*, 2009-10)
- 10th among American Public Research Universities (The Center for Measuring University Performance, 2007)

**EXTENSION, ENGAGEMENT AND ECONOMIC DEVELOPMENT**

- \$1 in state funding for NC State generates nearly \$8 in total income for N.C.
- 13 off-campus regional research and extension centers, 9 field laboratories, and 18 shared research stations

**FINANCIALS AND PRIVATE SUPPORT**

- Total budget: \$1.1 billion (44% from state appropriations and 16% from tuition)
- Total endowment: \$464 million (effective July 1, 2009)

**RESEARCH**

- \$336,137,000 million in research expenditures





**EVERYTHING  
YOU CAN  
IMAGINE.**

Consistently ranked among the nation's top 50 public universities and ranked by *Princeton Review* as a best value for students, NC State is a place where students can fit in – and dig in. Beginning their freshman year, NC State students start work on their major right away – whether it's conducting research alongside faculty or starting a challenging co-op or internship. While the student population is large, you won't get lost in the crowd. Faculty and staff are accessible, friendly and helpful.



**The Wall Street Journal named NC State University No. 19 nationally on its list of schools whose graduates were the top-ranked among recruiters.**

**CENTENNIAL CAMPUS**

NC State University realized years ago that the answers to the world's most challenging issues – education, energy and sustainability, the environment and health – wouldn't come from a business-as-usual approach. The answers will come from technology, innovation and a partnership of great minds and leaders. That is the spirit that NC State's Centennial Campus was founded upon nearly 20 years ago. And today it continues even stronger as research, innovation and collaboration continue to unite - in November, Centennial Campus was named the top Research Science Park of the Year by the Association of University Research Parks (AURP).

A national model for university research campuses, Centennial Campus houses more than 130 companies, government agencies, and NC State research and academic units, including the colleges of engineering, textiles and veterinary medicine. More than 1,600 corporate and government employees work alongside 1,000-plus faculty, staff, post-docs, and students. These multi-disciplinary research and development neighborhoods let students work with faculty and leaders in their chosen field of study. Hands-on research and academic programs offer real-world experience through internships, corporate shadowing programs, and cooperative education assignments.



**COLLEGES OF NC STATE:** NC State University consists of 10 schools and colleges: College of Agriculture and Life Sciences, College of Design, College of Education, College of Engineering, College of Humanities and Social Sciences, College of Management, College of Natural Resources, College of Physical and Mathematical Sciences, College of Textiles, College of Veterinary Medicine as well as the First Year College and Graduate School.



DOAK FIELD AT DAIL PARK



WAYNE T. DAY FAMILY FIELD AT CARTER-FINLEY STADIUM



REYNOLDS COLISEUM



RBC CENTER



LONNIE POOLE GOLF COURSE



DAIL SOCCER FIELD AND DERR TRACK



CASEY AQUATIC CENTER



J.W. ISENHOUR TENNIS CENTER



THE CURTIS & JACQUELINE DAIL SOFTBALL STADIUM





NC State boasts a long and rich athletic history in all of its varsity sports. Over the years, Wolfpack teams have accumulated over 120 team conference championships along with 29 individual national titles and four team national championships.

TEAM NATIONAL CHAMPIONSHIPS

- Men's Basketball 2
- Women's Cross Country 2

INDIVIDUAL NATIONAL CHAMPIONSHIPS

- Women's Outdoor Track & Field 9
- Men's Swimming 7
- Women's Cross Country 5
- Wrestling 5
- Men's Golf 1
- Men's Outdoor Track & Field 1
- Women's Diving 1

CONFERENCE CHAMPIONSHIPS

- Men's Swimming & Diving 24
- Women's Cross Country 21
- Men's Cross Country 15
- Wrestling 14
- Men's Basketball 10
- Men's Outdoor Track 8
- Football 7
- Baseball 5
- Gymnastics 4
- Rifle 4
- Women's Basketball 4
- Men's Tennis 2
- Women's Swimming & Diving 2
- Men's Golf 1
- Men's Indoor Track 1
- Men's Soccer 1
- Softball 1
- Volleyball 1
- Women's Soccer 1



# WOLFPACK UNLIMITED

REFUSE TO ACCEPT THE STATUS QUO

Under its new leadership, NC State Athletics has laid out a comprehensive and energized vision for the future of the department. It is called "**WOLFPACK UNLIMITED**." Three of the key components are:

- Every Wolfpack sport with a full complement of scholarships should strive for the nation's Top 25 and build toward conference and national championships. Consistently being selected to the NCAA Tournament or bowl games will be the goal of every team, every year.
- Every student-athlete should be given the opportunity and resources to be as successful in the classroom as on the field of competition.
- Every alumnus, supporter and fan should be treated as a valued customer, with dedicated service provided to them by athletics department personnel.

*"We can become what we believe we can become. If we rally the Wolfpack family, lock arms as a collective force, and move forward ... we can reach these challenging goals."* Deborah A. Yow





Raleigh, the capital of North Carolina, is situated midway between the Blue Ridge Mountains and the Atlantic Ocean, so the beach and the mountains are never more than a two- to three-hour drive away. With a climate that's mild year round, it's easy to see why Raleigh and the surrounding region are consistently rated among the best places to live and work in the United States.



**DIVERSITY**

One-third of Raleigh's population is made up of minorities. One-third of the population is also between the ages of 18-32.

**A COLLEGE TOWN**

There are seven colleges and universities within Wake County's borders.



**POPULATION**

Raleigh boasts a population of over 401,000 residents. Over 900,000 people live in Wake County, while well over a million populate the area (Raleigh/Durham/Chapel Hill) that makes up the Triangle region.



The ACC is the only conference to have each of its teams make at least one NCAA Tournament appearance over the past five years.

There are seven players returning for the 2010-11 season who earned first, second, or third-team All-ACC honors a year ago, including the Pack's Tracy Smith.

For the second time in four years, 10 ACC teams (including NC State) finished the season with 20 wins or more in 2009-10. The ACC is the only conference in Division I history to have 10 teams win 20 or more games in a single season.

Over the past 10 years, the ACC has won as many National Championships (5) as all the other conference combined. Since 1981, the ACC has won more NCAA titles (10) than any other conference. Overall, the ACC has won 12 NCAA Championships.

2011 ACC TOURNAMENT - GREENSBORO, N.C.

First Round - Thursday, March 10

|                     |          |        |
|---------------------|----------|--------|
| Game 1 (#8 vs. #9)  | 12:00 PM | Raycom |
| Game 2 (#5 vs. #12) | 2:00 PM  | Raycom |
| Game 3 (#7 vs. #10) | 7:00 PM  | ESPN2  |
| Game 4 (#6 vs. #11) | 9:00 PM  | Raycom |

Quarterfinals - Friday, March 11

|                             |          |              |
|-----------------------------|----------|--------------|
| Game 5 (#1 vs. 8/9 winner)  | 12:00 PM | Raycom/ESPN2 |
| Game 6 (#4 vs. 5/12 winner) | 2:00 PM  | Raycom/ESPN2 |
| Game 7 (#2 vs. 7/10 winner) | 7:00 PM  | Raycom/ESPN2 |
| Game 8 (#3 vs. 6/11 winner) | 9:00 PM  | Raycom/ESPN2 |

Semifinals - Saturday, March 12

|                              |         |             |
|------------------------------|---------|-------------|
| Game 9 (game 5 & 6 winners)  | 1:00 PM | Raycom/ESPN |
| Game 10 (game 7 & 8 winners) | 3:00 PM | Raycom/ESPN |

Finals - Sunday, March 13

|                             |         |             |
|-----------------------------|---------|-------------|
| Game 11 (championship game) | 1:00 PM | Raycom/ESPN |
|-----------------------------|---------|-------------|

FUTURE SITES:

- 2012 - Atlanta, Ga. (Philips Arena)
- 2013 - Greensboro, N.C. (Greensboro Coliseum)
- 2014 - Greensboro, N.C. (Greensboro Coliseum)
- 2015 - Greensboro, N.C. (Greensboro Coliseum)

ATLANTIC COAST CONFERENCE IS PROUD TO SALUTE THE 2010 ACC BASKETBALL LEGENDS CLASS





MEET  
THE  
W  
O  
L  
F  
P  
A  
C  
K



**ROSTER**

**BREAKDOWN**

**BY CLASS**

Seniors (3)  
Javier Gonzalez  
Enrico Kufuor  
Tracy Smith

Juniors (2)  
Kendall Smith  
C.J. Williams

Sophomores (4)  
Richard Howell  
DeShawn Painter  
Jordan Vandenberg  
Scott Wood

Freshmen (3)  
Lorenzo Brown  
Ryan Harrow  
C.J. Leslie

**BY STATE**

Georgia (3)  
Lorenzo Brown  
Ryan Harrow  
Richard Howell

Indiana (1)  
Scott Wood

Michigan (1)  
Tracy Smith

North Carolina (3)  
C.J. Leslie  
Kendall Smith  
C.J. Williams

Virginia (1)  
DeShawn Painter

International (3)  
Enrico Kufuor  
Javier Gonzalez  
Jordan Vandenberg

**BY HEIGHT**

|                   |     |
|-------------------|-----|
| Jordan Vandenberg | 7-1 |
| DeShawn Painter   | 6-9 |
| Richard Howell    | 6-8 |
| C.J. Leslie       | 6-8 |
| Kendall Smith     | 6-8 |
| Tracy Smith       | 6-8 |
| Scott Wood        | 6-6 |
| Lorenzo Brown     | 6-5 |
| C.J. Williams     | 6-5 |
| Ryan Harrow       | 6-1 |
| Enrico Kufuor     | 6-1 |
| Javier Gonzalez   | 6-0 |

**WOLFPACK NUMERICAL ROSTER**

| #  | Player            | Pos. | Ht. | Wt. | Cl. | Hometown              | Last School                     |
|----|-------------------|------|-----|-----|-----|-----------------------|---------------------------------|
| 0  | DeShawn Painter   | C    | 6-9 | 227 | So. | Norfolk, Va.          | Hargrave Military Academy       |
| 1  | Richard Howell    | F    | 6-8 | 261 | So. | Marietta, Ga.         | Wheeler                         |
| 2  | Lorenzo Brown     | G    | 6-5 | 186 | Fr. | Roswell, Ga.          | Hargrave Military Academy       |
| 4  | Enrico Kufuor     | G    | 6-1 | 192 | Sr. | Berlin, Germany       | Harrells (NC) Christian Academy |
| 5  | C.J. Leslie       | F    | 6-8 | 206 | Fr. | Holly Springs, N.C.   | Word of God                     |
| 10 | Javier Gonzalez   | G    | 6-0 | 176 | Sr. | Carolina, Puerto Rico | Michael M. Krop                 |
| 12 | Ryan Harrow       | G    | 6-1 | 156 | Fr. | Marietta, Ga.         | Walton                          |
| 14 | Jordan Vandenberg | C    | 7-1 | 248 | So. | Melbourne, Australia  | Australian Institute of Sport   |
| 15 | Scott Wood        | F    | 6-6 | 177 | So. | Marion, Ind.          | Marion                          |
| 21 | C.J. Williams     | G    | 6-5 | 218 | Jr. | Fayetteville, N.C.    | Jack Britt                      |
| 23 | Tracy Smith       | F    | 6-8 | 255 | Sr. | Detroit, Mich.        | Mt. Zion Academy                |
| 25 | Kendall Smith     | F    | 6-8 | 237 | Jr. | Winston-Salem, N.C.   | Glenn                           |

**WOLFPACK ALPHABETICAL ROSTER**

| #  | Player            | Pos. | Ht. | Wt. | Cl. | Hometown              | Last School                     |
|----|-------------------|------|-----|-----|-----|-----------------------|---------------------------------|
| 2  | Lorenzo Brown     | G    | 6-5 | 186 | Fr. | Roswell, Ga.          | Hargrave Military Academy       |
| 10 | Javier Gonzalez   | G    | 6-0 | 176 | Sr. | Carolina, Puerto Rico | Michael M. Krop                 |
| 12 | Ryan Harrow       | G    | 6-1 | 156 | Fr. | Marietta, Ga.         | Walton                          |
| 1  | Richard Howell    | F    | 6-8 | 261 | So. | Marietta, Ga.         | Wheeler                         |
| 4  | Enrico Kufuor     | G    | 6-1 | 192 | Sr. | Berlin, Germany       | Harrells (NC) Christian Academy |
| 5  | C.J. Leslie       | F    | 6-8 | 206 | Fr. | Holly Springs, N.C.   | Word of God                     |
| 0  | DeShawn Painter   | C    | 6-9 | 227 | So. | Norfolk, Va.          | Hargrave Military Academy       |
| 25 | Kendall Smith     | F    | 6-8 | 237 | Jr. | Winston-Salem, N.C.   | Glenn                           |
| 23 | Tracy Smith       | F    | 6-8 | 255 | Sr. | Detroit, Mich.        | Mt. Zion Academy                |
| 14 | Jordan Vandenberg | C    | 7-1 | 248 | So. | Melbourne, Australia  | Australian Institute of Sport   |
| 21 | C.J. Williams     | G    | 6-5 | 218 | Jr. | Fayetteville, N.C.    | Jack Britt                      |
| 15 | Scott Wood        | F    | 6-6 | 177 | So. | Marion, Ind.          | Marion                          |

**Head Coach**  
Sidney Lowe

**Associate Head Coach**  
Monte Towe

**Assistant Coach**  
Larry Harris

**Assistant Coach**  
Pete Strickland

**Director of Operations**  
Levi Watkins

**Video Coordinator**  
Tony Bethel



**Senior Leadership:** Going into the 2010-11 season, one thing NC State can rely on is its strong senior class of Javier Gonzalez and Tracy Smith.

Gonzalez enters his senior campaign having started 64 games as the Pack's point guard, including 43 of the last 47 games dating back to his sophomore season. Smith has started 49 games over his first three seasons, with 35 starts coming last year when he earned All-ACC second-team honors.

The senior leadership was a different story entering last season, as the Pack's senior class of Farnold Degand and Dennis Horner had only 32 combined starts entering their final campaign.

**Centers of Attention:** Sophomores DeShawn Painter and Jordan Vandenberg got a taste of action as rookie big men last season, but this season, NC State is counting on the pair to hold down the center position while Tracy Smith sees more action at power forward.

Last season, Painter came off the bench in 26 contests, averaging 6.5 minutes an outing. Vandenberg saw action in 23 games, and filled in at center for Tracy Smith at Arizona, finishing with a career-best 11 rebounds in 25 minutes.

During the offseason, both Painter and Vandenberg were frequent visitors to the Wolfpack's weight room. From the start of last season to fall workouts this year, Painter has added 14 pounds while Vandenberg has gone up 20 pounds.

**New Talent:** NC State's 2010 recruiting class had plenty of accolades bestowed upon them before the three-man class even made it to Raleigh.

Lorenzo Brown was originally a 2009 signee with NC State, but spent last season at Hargrave Military Academy. Coming out of high school, Brown was a fourth-team Parade All-American and the Georgia 5A Player of the Year. In the 2009 class rankings, Brown was the 28th-best recruit nationally according to Scout.com.

Ryan Harrow was a third-team Parade All-American after his senior season last year in Marietta, Ga., and was also named the Georgia Gatorade Player of the Year. Harrow checked in at No. 19 nationally by Rivals.com and No. 25 by Scout.com.

C.J. Leslie is a local product from Holly Springs, N.C., who attended Word of God in Raleigh. Leslie was named both a McDonald's All-American and a second-team Parade



Seniors Tracy Smith and Javier Gonzalez

All-American. Leslie is the 11th-best prospect nationally according to Scout.com, and 14th-best by Rivals.com.

NC State's 2010 recruiting class was ranked No. 5 nationally by both Rivals.com and Scout.com, while ESPN had the Pack at No. 7 nationally.

**The Sharp Shooter:** Scott Wood made an immediate impact as a freshman last season, as he was the only Wolfpack player to start all 36 games on the season. Wood finished fourth on the team in scoring (7.8 ppg), and was the Pack's top long-range threat connecting on 37.3 percent (63-169) of his three-point attempts.

His 63 made three-pointers are the second-most for any Wolfpack freshman. He set a new school record for the most three-pointers made in an ACC Tournament game when he hit six against Florida State, and earlier in the season his seven three-pointers at Florida State were the fifth-most in a single game.

Wood was also a frequent visitor to the Pack's weight room during the summer, as he increased his weight by almost 10 pounds.

**Howell Back in Form:** As Scott Wood enjoyed an injury-free rookie campaign, classmate

Richard Howell was not as fortunate.

Howell missed a total of six games last season due to injury, including the entire preseason after undergoing knee surgery in early October.

Despite being limited for the majority of the season, Howell was the Wolfpack's top scorer off the bench last season (4.9 ppg), and reached double figures in rebounds in a pair of games.

Howell has been healthy the entire summer leading up to this season, and will be looked upon to contribute major minutes on NC State's front line.

**Williams Contributes Down Stretch:** The Pack got a huge lift off the bench at the end of last season from C.J. Williams. Over the last eight games, the Wolfpack's lone junior this season averaged 6.4 points and 3.6 rebounds in 22.8 minutes. The Pack won six of the eight games after Williams' role increased.

**Tournament Time:** NC State has found success playing in tournaments under Sidney Lowe, as the Wolfpack has captured team titles at both in-season tournaments it has played in.

The Pack started last season strong, going 4-0

and winning the Glenn Wilkes Classic. In the 2007-08 season, the Pack won the Old Spice Classic with a 3-0 record.

In Lowe's four seasons at NC State, the Pack is 15-6 in both in-season and postseason tournaments.

In postseason play under Lowe, the Pack advanced to the ACC Tournament finals and the NIT quarterfinals in his first season in 2007. Last season, NC State won a pair of games at the ACC Tournament to reach the semifinals, then advanced to the NIT second round.

This season, the Pack will take part in the 2010 Charleston Classic, set for November 18-21 at Carolina First Arena in Charleston, S.C. The field will include Charlotte, Coastal Carolina, East Carolina, George Mason, Georgetown, USC Upstate, and Wofford.

**Smith Named to Preseason List:** NC State's senior forward Tracy Smith was one of 50 student-athletes named to the John R. Wooden Award Preseason Top 50 list. The list is comprised of 50 student-athletes who, based on last year's individual performance and team records, are the early frontrunners for college basketball's most prestigious honor.

Last season, Smith was named to the All-ACC second-team and as well as the ACC all-tournament second-team.

**The Schedule:** The 101st season of NC State men's basketball will feature a total of 16

home games, including one against each of the other three North Carolina ACC schools. Sports Illustrated has also ranked the Wolfpack's non-conference schedule the seventh toughest nationally.

NC State will open its 2010-11 campaign against Tennessee Tech on November 12 at the RBC Center. The Wolfpack will then pack its bags and head down to Charleston, S.C., to play in the 2010 Charleston Classic November 18-21.

The Pack's non-conference schedule also features three other road contests. NC State will travel to Wisconsin for the ACC/Big 10 Challenge on December 1, and to Syracuse on December 4. The Wolfpack will play Elon at the Greensboro Coliseum on January 5.

NC State's ACC schedule will begin with Wake Forest on January 8 at the RBC Center. The Pack will be facing Clemson, Duke, Florida State, North Carolina and Wake Forest both home and away this season. NC State is the only ACC team to face both Duke and North Carolina twice this season.

In other ACC games, Georgia Tech, Miami and Virginia Tech will all be visiting the RBC Center, while the Pack will be at Boston College, Maryland and Virginia.

The ACC Tournament returns to the Greensboro Coliseum for the second straight year, and will be played from March 10-13.



Freshmen Ryan Harrow, C.J. Leslie and Lorenzo Brown

GENERAL

Name of School: NC State University  
City/Zip: Raleigh, NC 27695  
Founded: 1887  
Enrollment: 32,029  
Nickname: Wolfpack  
Mascot: Mr. and Ms. WUF  
School Colors: Red (PMS 186) and White  
Arena: RBC Center  
Capacity: 19,700  
Conference: Atlantic Coast Conference  
Chancellor: Dr. Randy Woodson  
Athletics Director: Deborah A. Yow  
Athletics Dept. Phone: 919/515-2101  
Ticket Office Phone: 1-800-310-PACK

HISTORY

First Year of Basketball: 1910-11  
All-Time Record: 1,555-939  
Record in the RBC Center: 134-50  
Years in NCAA Tourney/Last: 22 (2006)  
NCAA Tourney Record: 32-20

COACHING STAFF

Head Coach: Sidney Lowe  
Alma Mater/Year: St. Paul's ('06)  
Record at NC State (yrs): 71-62 (4 yrs)  
Overall Record (yrs): 71-62 (4 yrs)  
To Reach Coach: Contact Media Relations  
Associate Head Coach: Monte Towse (NC State '75)  
Assistant Coach: Larry Harris (Pittsburgh '78)  
Assistant Coach: Pete Strickland (Pittsburgh '79)  
Director of Operations: Levi Watkins (NC State '05)  
Video Coordinator: Tony Bethel (NC State '06)  
Director of Sports Med.: Charlie Rozanski  
Strength/Conditioning: Wright Wayne

TEAM INFORMATION

2009-10 Overall Record: 20-16  
ACC record/Finish: 5-11/t-9th  
Postseason Play: NIT - 2nd Rd.  
Starters Returning/Lost: 3/2  
Letterwinners Ret/Lost: 9/5  
Newcomers: 3

MEDIA RELATIONS

Bball Contact  
Asst. Media Relations Dir.: Brian Reinhardt  
Office Phone: 919/515-8953  
Cell Phone: 919/819-8317  
E-Mail: brian\_reinhardt@ncsu.edu  
Asst AD for Media Relations: Annabelle Myers  
Office Phone: 919/515-2102  
Cell Phone: 919/819-8302  
E-mail: annabelle\_myers@ncsu.edu  
Media Relations Fax: 919/515-3624  
Press Row Phone: 919/861-6190  
M.R. Mailing Address: Box 8502, Raleigh, NC 27695-8502  
Overnight Address: Weisiger-Brown Building  
Room 2133, Raleigh, NC 27695  
Website: GoPack.com

MEDIA INFORMATION

Radio Contact: Brian Asbill  
Address: 4000 Westchase Building  
Suite 260, Raleigh, NC 27607  
Phone: 919/831-9653  
Play-by-Play Announcer: Gary Hahn  
Phone: 919/831-9653  
Color Analyst: Tony Haynes  
Phone: 919/831-9653



# JAVIER GONZALEZ

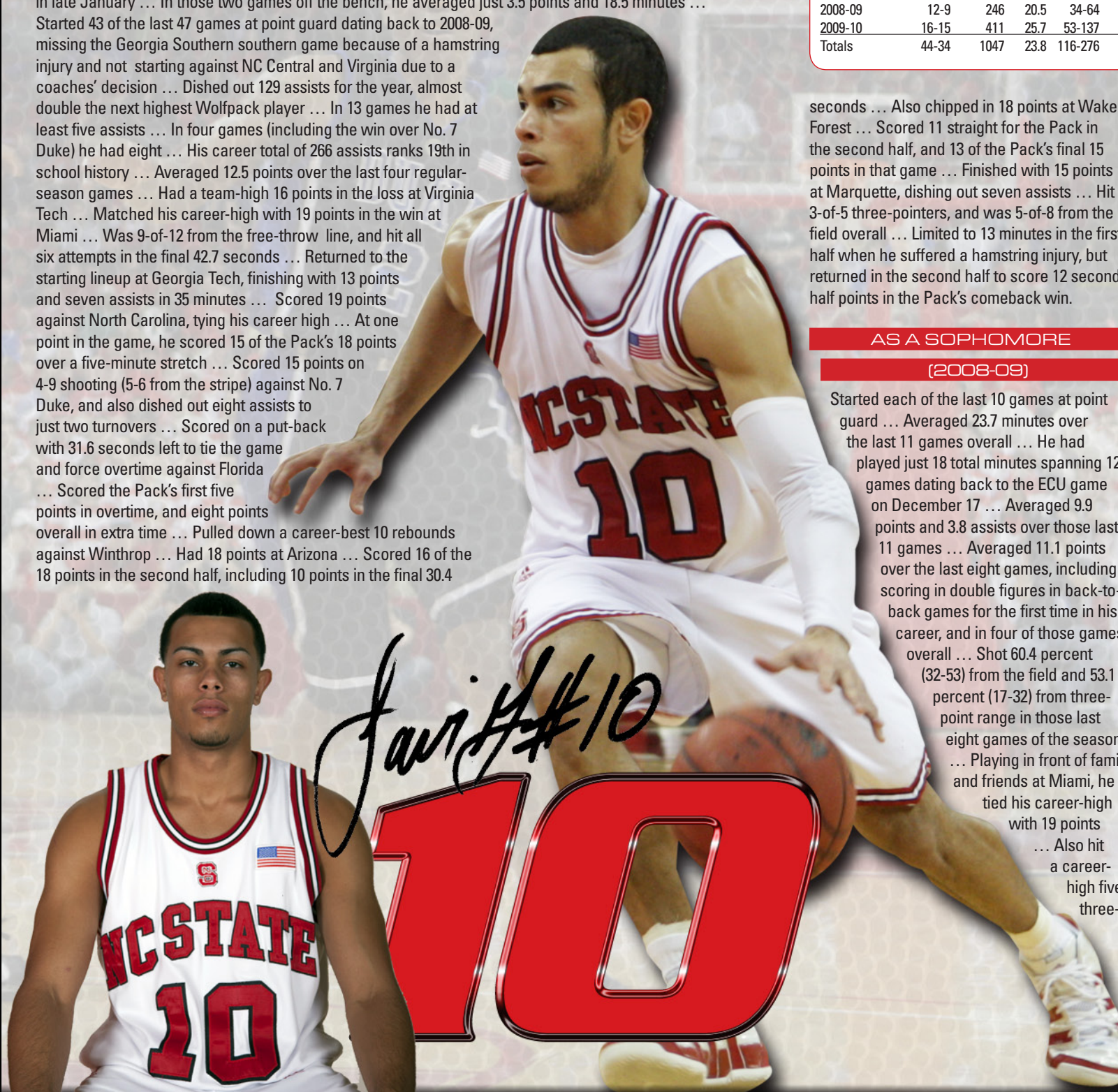
## GONZALEZ GAME BESTS

- Points**  
Career: 19 vs. four teams  
2009-10: 19 vs. two teams  
ACC: 19 vs. four teams
- Rebounds**  
Career: 10 vs. Winthrop (12/29/09)  
2009-10: 10 vs. Winthrop (12/29/09)  
ACC: 8 at Wake Forest (12/20/09)
- FG Made**  
Career: 7 vs. two teams  
2009-10: 7 at Arizona (12/23/09)  
ACC: 7 at North Carolina (2/18/09)
- FG Att.**  
Career: 14 vs. two teams  
2009-10: 14 vs. two teams  
ACC: 14 at Maryland (1/23/10)
- 3FG Made**  
Career: 5 at Miami (3/7/09)  
2009-10: 3 vs. six teams  
ACC: 5 at Miami (3/7/09)
- 3FG Att.**  
Career: 8 vs. two teams  
2009-10: 7 vs. two teams  
ACC: 8 at Miami (3/7/09)
- FT Made**  
Career: 9 at Miami (2/27/10)  
2009-10: 9 at Miami (2/27/10)  
ACC: 9 at Miami (2/27/10)
- FT Att.**  
Career: 12 at Miami (2/27/10)  
2009-10: 12 at Miami (2/27/10)  
ACC: 12 at Miami (2/27/10)
- Assists**  
Career: 9 vs. North Carolina (2/20/08)  
2009-10: 8 vs. four teams  
ACC: 9 vs. North Carolina (2/20/08)
- Steals**  
Career: 5 vs. two teams  
2009-10: 5 vs. Florida State (3/12/10)  
ACC: 4 vs. Wake Forest (2/20/10)
- Blocks**  
Career: 2 vs. New Orleans (11/29/09)  
2009-10: 2 vs. New Orleans (11/29/09)  
ACC: None
- Minutes**  
Career: 36 at two teams  
2009-10: 36 vs. Northwestern (12/1/09)  
ACC: 36 at Virginia Tech (2/8/09)

Guard • 6-0 • 176 • Senior  
Carolina, Puerto Rico • Krop HS

### AS A JUNIOR (2009-10)

Returned to the starting lineup the last 13 games of the year after coming off the bench in a pair of games in late January ... In those two games off the bench, he averaged just 3.5 points and 18.5 minutes ... Started 43 of the last 47 games at point guard dating back to 2008-09, missing the Georgia Southern southern game because of a hamstring injury and not starting against NC Central and Virginia due to a coaches' decision ... Dished out 129 assists for the year, almost double the next highest Wolfpack player ... In 13 games he had at least five assists ... In four games (including the win over No. 7 Duke) he had eight ... His career total of 266 assists ranks 19th in school history ... Averaged 12.5 points over the last four regular-season games ... Had a team-high 16 points in the loss at Virginia Tech ... Matched his career-high with 19 points in the win at Miami ... Was 9-of-12 from the free-throw line, and hit all six attempts in the final 42.7 seconds ... Returned to the starting lineup at Georgia Tech, finishing with 13 points and seven assists in 35 minutes ... Scored 19 points against North Carolina, tying his career high ... At one point in the game, he scored 15 of the Pack's 18 points over a five-minute stretch ... Scored 15 points on 4-9 shooting (5-6 from the stripe) against No. 7 Duke, and also dished out eight assists to just two turnovers ... Scored on a put-back with 31.6 seconds left to tie the game and force overtime against Florida ... Scored the Pack's first five points in overtime, and eight points overall in extra time ... Pulled down a career-best 10 rebounds against Winthrop ... Had 18 points at Arizona ... Scored 16 of the 18 points in the second half, including 10 points in the final 30.4



seconds ... Also chipped in 18 points at Wake Forest ... Scored 11 straight for the Pack in the second half, and 13 of the Pack's final 15 points in that game ... Finished with 15 points at Marquette, dishing out seven assists ... Hit 3-of-5 three-pointers, and was 5-of-8 from the field overall ... Limited to 13 minutes in the first half when he suffered a hamstring injury, but returned in the second half to score 12 second-half points in the Pack's comeback win.

### AS A SOPHOMORE (2008-09)

Started each of the last 10 games at point guard ... Averaged 23.7 minutes over the last 11 games overall ... He had played just 18 total minutes spanning 12 games dating back to the ECU game on December 17 ... Averaged 9.9 points and 3.8 assists over those last 11 games ... Averaged 11.1 points over the last eight games, including scoring in double figures in back-to-back games for the first time in his career, and in four of those games overall ... Shot 60.4 percent (32-53) from the field and 53.1 percent (17-32) from three-point range in those last eight games of the season ... Playing in front of family and friends at Miami, he tied his career-high with 19 points ... Also hit a career-high five three-

### GONZALEZ CAREER STATS

| Year    | GP-GS | Min  | Avg  | FG-FGA  | Pct  | 3FG-FGA | Pct  | FT-FTA  | Pct  | Off-Def | Tot-Avg | PF-FO | A   | TO  | Blk | Stl | Pts | Avg |
|---------|-------|------|------|---------|------|---------|------|---------|------|---------|---------|-------|-----|-----|-----|-----|-----|-----|
| 2007-08 | 31-15 | 612  | 19.7 | 37-112  | .330 | 23-81   | .284 | 20-31   | .645 | 15-42   | 57-1.8  | 54-0  | 65  | 54  | 1   | 32  | 117 | 3.8 |
| 2008-09 | 22-16 | 455  | 20.7 | 50-107  | .467 | 27-63   | .429 | 18-25   | .720 | 12-31   | 43-2.0  | 39-0  | 72  | 63  | 0   | 23  | 145 | 6.6 |
| 2009-10 | 35-33 | 900  | 25.7 | 110-280 | .393 | 47-127  | .370 | 65-94   | .691 | 23-91   | 114-3.3 | 71-1  | 129 | 109 | 3   | 42  | 332 | 9.5 |
| Totals  | 88-64 | 1967 | 22.4 | 197-499 | .395 | 97-271  | .358 | 103-150 | .687 | 50-164  | 214-2.4 | 164-1 | 266 | 226 | 4   | 97  | 594 | 6.8 |

### Gonzalez vs. the ACC (regular season only)

| Year    | GP-GS | Min  | Avg  | FG-FGA  | Pct  | 3FG-FGA | Pct  | FT-FTA | Pct  | Off-Def | Tot-Avg | PF-FO | A   | TO  | Blk | Stl | Pts | Avg  |
|---------|-------|------|------|---------|------|---------|------|--------|------|---------|---------|-------|-----|-----|-----|-----|-----|------|
| 2007-08 | 16-10 | 390  | 24.4 | 29-75   | .387 | 19-54   | .352 | 10-16  | .625 | 8-26    | 34-2.1  | 37-0  | 51  | 35  | 0   | 16  | 87  | 5.4  |
| 2008-09 | 12-9  | 246  | 20.5 | 34-64   | .531 | 18-39   | .462 | 15-20  | .750 | 5-13    | 18-1.5  | 26-0  | 38  | 37  | 0   | 8   | 101 | 8.4  |
| 2009-10 | 16-15 | 411  | 25.7 | 53-137  | .387 | 22-59   | .373 | 33-43  | .767 | 13-27   | 40-2.5  | 36-1  | 46  | 48  | 0   | 16  | 161 | 10.1 |
| Totals  | 44-34 | 1047 | 23.8 | 116-276 | .420 | 59-152  | .388 | 58-79  | .734 | 26-66   | 92-2.1  | 99-1  | 135 | 120 | 0   | 40  | 349 | 7.9  |

pointers that game ... Had 18 points at North Carolina, the first time in is career he led the Pack in scoring ... Hit 7-of-8 shots, including all four three-pointers ... Returned to the starting lineup for the first time in 15 games at Virginia Tech ... Played a career-best 36 minutes, and finished with nine points and six assists ... Returned to action for the start of ACC play, after he was hampered by a pair of injuries where he played just two minutes in a five game span ... Before the Virginia Tech game, he had played just 5.3 minutes a game and averaging 0.7 points in the first seven ACC games of the season, not seeing action in four of those games ... Saw his first action in four games, playing 15 minutes off the bench against NC Central ... Missed both the Loyola and Towson games after suffering a sprained ankle in practice after Christmas ... Missed his first career game, when he sat out the Lipscomb game, and only played two first-half minutes against Marquette, after suffering a cut on his elbow against East Carolina on December 17 ... Was the Pack's starting point guard in six straight games before the injuries ... His five steals at Davidson were a career-best ... Hit 2-of-4 three-pointers against East Carolina, including one from beyond halfcourt as time expired in the first half ... Against UNC Greensboro, finished with seven assists and no turnovers in that game, the second-most assists in a game in his career and the most assists without a turnover for him ... The 7:0 assists-to-turnover ratio was one of the top games in the ACC.

### AS A FRESHMAN (2007-08)

Probably the most improved player on the Wolfpack squad at the end of the season, he rejoined the starting lineup for the last 10 games of the season ... Averaged 26.1 minutes and 6.0 points over the last 15 outings ... Also averaged 3.3 assists in the last 15 games, including a season-high of nine in the home loss to North Carolina ... In ACC only stats, finished the season ninth in the ACC, and first among

all freshmen, in assist/turnover ratio at 1.46 ... Posted a then-career-best 18 points in the home loss to Duke ... Was a perfect 4-of-4 from three-point range, and hit 6-of-7 from the field overall ... Also played a season-high 32 minutes ... Took over the starter's job at point guard following the injury to Farnold Degand - he started the next five games before coming off the bench in the next six ... Played 27 minutes against Miami including all of the overtime, he nailed two second-half three-pointers in that contest as well ... Missed all of preseason practice after suffering a torn thumb ligament during a skill workout in September. Under went surgery, and returned to practice on November 5, after missing both exhibition games.

### IN HIGH SCHOOL

Played for Coach Marcos Rodriguez at Miami's Michael M. Krop High School ... Averaged 20.7 points, 7.3 rebounds and 5.0 assists as a senior ... He was tabbed the Class 6-A Florida Player of the Year ... First-team all-state and All-Dade County ... Miami-Dade County Co-Player of the Year ... Miami Herald's Player of the Year ... Team reached the 6-A state quarterfinals, and finished 28-4 ... Earned Co-MVP honors at Florida's 2007 Senior Showcase ... Led the East squad with 15 points and four assists in 18 minutes of action ... Also finished second in the Three-Point Shootout ... MVP of the Dade-Broward All-Star game, scoring all 12 points in the second half, 12 of the team's final 16 points for the win ... Played his first two years of high school basketball at St. Patrick's in New Jersey ... Named second-team all-state as a sophomore ... Rated as a three-star prospect and the No. 14 player in Florida by rivals.com.

### PERSONAL

Grew up in Puerto Rico, he went to high school in Miami ... His first love was boxing, his stepfather was a boxing champion in Puerto Rico and young Javi boxed in a children's league ... Has declared intent to major in science, technology, and society.

**GONZALEZ 2009-10 GAME-BY-GAME STATS**

| Date  | OPP           | S                      | MIN | FG   | 3FG | FT   | Off-Tot | PF | A | TO | BS | ST | PTS |
|-------|---------------|------------------------|-----|------|-----|------|---------|----|---|----|----|----|-----|
| 11/12 | Ga. State     | S                      | 31  | 3-8  | 1-4 | 1-2  | 2-8     | 2  | 8 | 2  | 0  | 2  | 8   |
| 11/20 | #Akron        | S                      | 23  | 2-4  | 1-1 | 6-8  | 1-4     | 4  | 3 | 6  | 0  | 1  | 11  |
| 11/21 | #Austin P.    | S                      | 34  | 3-10 | 0-4 | 0-1  | 0-4     | 2  | 8 | 5  | 0  | 2  | 6   |
| 11/22 | #Auburn       | S                      | 32  | 3-9  | 1-4 | 3-4  | 2-6     | 1  | 6 | 4  | 0  | 1  | 10  |
| 11/29 | UNO           | S                      | 30  | 3-8  | 2-5 | 5-8  | 0-3     | 1  | 8 | 2  | 2  | 0  | 13  |
| 12/1  | NW            | S                      | 36  | 3-12 | 2-6 | 2-4  | 0-6     | 1  | 6 | 4  | 0  | 3  | 10  |
| 12/5  | @ Marquette   | S                      | 27  | 5-8  | 3-5 | 2-5  | 0-1     | 3  | 7 | 4  | 0  | 1  | 15  |
| 12/12 | Ga. Southern  | Did Not Play - Injured |     |      |     |      |         |    |   |    |    |    |     |
| 12/17 | Elon          | S                      | 20  | 3-6  | 1-3 | 0-0  | 0-1     | 1  | 5 | 2  | 0  | 2  | 7   |
| 12/20 | @ Wake        | S                      | 31  | 6-13 | 3-7 | 3-5  | 0-8     | 3  | 3 | 4  | 0  | 1  | 18  |
| 12/23 | @ Arizona     | S                      | 21  | 7-11 | 2-3 | 2-2  | 0-3     | 2  | 6 | 6  | 0  | 1  | 18  |
| 12/29 | Winthrop      | S                      | 25  | 2-6  | 1-5 | 3-5  | 1-10    | 1  | 4 | 2  | 0  | 1  | 8   |
| 12/31 | @ UNCG        | S                      | 24  | 5-7  | 3-4 | 2-2  | 0-2     | 0  | 5 | 2  | 0  | 2  | 15  |
| 1/3   | Florida       | S                      | 31  | 4-9  | 2-6 | 3-4  | 1-6     | 4  | 1 | 6  | 1  | 1  | 13  |
| 1/6   | Holy Cross    | S                      | 12  | 2-3  | 1-1 | 0-0  | 0-2     | 3  | 0 | 0  | 0  | 1  | 5   |
| 1/9   | Virginia      | S                      | 31  | 2-9  | 0-3 | 2-3  | 1-5     | 1  | 3 | 1  | 0  | 1  | 6   |
| 1/12  | @ Florida St. | S                      | 15  | 2-3  | 1-2 | 0-0  | 0-1     | 5  | 3 | 6  | 0  | 1  | 5   |
| 1/16  | Clemson       | S                      | 10  | 0-2  | 0-1 | 0-0  | 0-0     | 2  | 0 | 4  | 0  | 0  | 0   |
| 1/20  | Duke          | S                      | 32  | 4-9  | 2-4 | 5-6  | 0-3     | 2  | 8 | 2  | 0  | 0  | 15  |
| 1/23  | @ Maryland    | S                      | 27  | 5-14 | 3-6 | 0-0  | 2-3     | 2  | 0 | 4  | 0  | 0  | 13  |
| 1/26  | UNC           | S                      | 24  | 6-11 | 3-4 | 4-5  | 2-4     | 3  | 2 | 2  | 0  | 1  | 19  |
| 1/30  | NC Central    | S                      | 16  | 0-1  | 0-1 | 0-0  | 0-1     | 0  | 2 | 0  | 0  | 0  | 0   |
| 2/3   | @ Virginia    | S                      | 21  | 2-6  | 1-5 | 2-2  | 0-0     | 2  | 0 | 2  | 0  | 0  | 7   |
| 2/6   | @ Ga. Tech    | S                      | 35  | 5-10 | 2-4 | 1-2  | 2-3     | 1  | 7 | 7  | 0  | 3  | 13  |
| 2/10  | Va. Tech      | S                      | 17  | 1-8  | 0-2 | 0-0  | 1-1     | 4  | 0 | 2  | 0  | 1  | 2   |
| 2/13  | @ UNC         | S                      | 34  | 5-12 | 3-6 | 0-0  | 1-1     | 1  | 6 | 6  | 0  | 0  | 13  |
| 2/17  | Maryland      | S                      | 22  | 0-5  | 0-2 | 0-0  | 0-1     | 0  | 2 | 0  | 0  | 1  | 0   |
| 2/20  | Wake          | S                      | 29  | 3-8  | 1-3 | 4-5  | 0-0     | 2  | 6 | 2  | 0  | 4  | 11  |
| 2/27  | @ Miami       | S                      | 33  | 4-9  | 2-4 | 9-12 | 1-4     | 1  | 2 | 1  | 0  | 1  | 19  |
| 3/3   | @ Va. Tech    | S                      | 31  | 6-13 | 1-4 | 3-3  | 3-4     | 3  | 2 | 4  | 0  | 2  | 16  |
| 3/7   | Boston Col.   | S                      | 19  | 2-5  | 0-2 | 0-0  | 0-2     | 4  | 2 | 1  | 0  | 0  | 4   |
| 3/11  | ^Clemson      | S                      | 22  | 1-6  | 0-3 | 0-0  | 0-1     | 0  | 1 | 4  | 0  | 2  | 2   |
| 3/12  | ^Florida St.  | S                      | 30  | 5-9  | 0-0 | 3-6  | 0-5     | 2  | 6 | 2  | 0  | 5  | 13  |
| 3/13  | ^Ga. Tech     | S                      | 32  | 3-14 | 3-8 | 0-0  | 2-5     | 4  | 2 | 2  | 0  | 1  | 9   |
| 3/16  | %@ S. Florida | S                      | 25  | 2-8  | 2-4 | 0-0  | 1-4     | 0  | 1 | 5  | 0  | 0  | 6   |
| 3/20  | %@ UAB        | S                      | 18  | 1-4  | 0-1 | 0-0  | 0-2     | 4  | 4 | 3  | 0  | 0  | 2   |

# - Glen Wilkes Classic, Daytona, Fla.; ^ - ACC Tournament, Greensboro, N.C.; % - NIT



**GONZALEZ 2008-09 GAME-BY-GAME STATS**

| Date  | OPP         | S                      | MIN | FG   | 3FG | FT  | Off-Tot | PF | A | TO | BS | ST | PTS |
|-------|-------------|------------------------|-----|------|-----|-----|---------|----|---|----|----|----|-----|
| 11/15 | @ UNO       | S                      | 23  | 0-4  | 0-2 | 1-2 | 0-3     | 0  | 4 | 2  | 0  | 1  | 1   |
| 11/22 | High Pt.    | S                      | 21  | 3-7  | 2-3 | 0-0 | 1-3     | 3  | 3 | 1  | 0  | 1  | 8   |
| 11/25 | Winthrop    | S                      | 23  | 0-4  | 0-3 | 0-0 | 1-3     | 2  | 2 | 1  | 0  | 2  | 0   |
| 11/30 | UNCG        | S                      | 28  | 4-7  | 1-2 | 0-0 | 2-6     | 1  | 7 | 0  | 0  | 4  | 9   |
| 12/6  | @ Davidson  | S                      | 26  | 1-6  | 1-3 | 0-0 | 1-2     | 3  | 4 | 7  | 0  | 5  | 3   |
| 12/13 | WSSU        | S                      | 26  | 2-3  | 1-2 | 2-2 | 1-5     | 1  | 4 | 5  | 0  | 0  | 7   |
| 12/17 | ECU         | S                      | 29  | 2-4  | 2-4 | 0-0 | 1-1     | 1  | 3 | 3  | 0  | 1  | 6   |
| 12/20 | Lipscomb    | Did Not Play - Injured |     |      |     |     |         |    |   |    |    |    |     |
| 12/22 | Marquette   | S                      | 2   | 0-1  | 0-1 | 0-0 | 0-0     | 0  | 0 | 2  | 0  | 0  | 0   |
| 12/29 | Loyola      | Did Not Play - Injured |     |      |     |     |         |    |   |    |    |    |     |
| 12/31 | Towson      | Did Not Play - Injured |     |      |     |     |         |    |   |    |    |    |     |
| 1/3   | @ Florida   | Did Not Play           |     |      |     |     |         |    |   |    |    |    |     |
| 1/10  | @ Clemson   | S                      | 7   | 0-1  | 0-0 | 2-2 | 0-1     | 2  | 1 | 2  | 0  | 0  | 2   |
| 1/13  | Florida St. | S                      | 3   | 0-0  | 0-0 | 0-0 | 0-0     | 1  | 1 | 2  | 0  | 0  | 0   |
| 1/17  | Ga. Tech    | Did Not Play           |     |      |     |     |         |    |   |    |    |    |     |
| 1/20  | @ Duke      | S                      | 6   | 0-0  | 0-0 | 0-0 | 0-1     | 0  | 1 | 1  | 0  | 0  | 0   |
| 1/24  | @ BC        | Did Not Play           |     |      |     |     |         |    |   |    |    |    |     |
| 1/27  | Miami       | Did Not Play           |     |      |     |     |         |    |   |    |    |    |     |
| 1/31  | UNC         | Did Not Play           |     |      |     |     |         |    |   |    |    |    |     |
| 2/3   | NCCU        | S                      | 15  | 2-4  | 1-2 | 0-1 | 0-1     | 1  | 5 | 4  | 0  | 1  | 5   |
| 2/8   | @ Va. Tech  | S                      | 36  | 3-9  | 2-6 | 1-4 | 0-0     | 3  | 6 | 5  | 0  | 1  | 9   |
| 2/11  | Wake        | S                      | 19  | 1-4  | 0-3 | 4-4 | 1-4     | 1  | 2 | 4  | 0  | 2  | 6   |
| 2/14  | @ Ga. Tech  | S                      | 21  | 4-6  | 1-3 | 5-5 | 0-2     | 2  | 3 | 2  | 0  | 1  | 14  |
| 2/18  | @ UNC       | S                      | 26  | 7-8  | 4-4 | 0-0 | 0-0     | 1  | 3 | 5  | 0  | 0  | 18  |
| 2/21  | Virginia    | S                      | 21  | 4-4  | 1-1 | 0-0 | 0-1     | 3  | 0 | 7  | 0  | 0  | 9   |
| 2/26  | @ Wake      | S                      | 22  | 3-7  | 2-5 | 0-0 | 0-0     | 3  | 6 | 3  | 0  | 0  | 8   |
| 3/1   | Maryland    | S                      | 31  | 4-7  | 2-5 | 1-2 | 0-1     | 2  | 5 | 3  | 0  | 1  | 11  |
| 3/4   | BC          | S                      | 24  | 2-5  | 1-4 | 0-1 | 2-5     | 4  | 6 | 1  | 0  | 2  | 5   |
| 3/7   | @ Miami     | S                      | 30  | 6-13 | 5-8 | 2-2 | 2-3     | 4  | 4 | 2  | 0  | 1  | 19  |
| 3/12  | \$Maryland  | S                      | 16  | 2-3  | 1-2 | 0-0 | 0-1     | 1  | 2 | 1  | 0  | 0  | 5   |

\$ - ACC Tournament, Atlanta, Ga.

**GONZALEZ 2007-08 GAME-BY-GAME STATS**

| Date  | OPP           | S | MIN | FG   | 3FG | FT  | Off-Tot | PF | A | TO | BS | ST | PTS |
|-------|---------------|---|-----|------|-----|-----|---------|----|---|----|----|----|-----|
| 11/15 | Wm & Mary     | S | 12  | 0-1  | 0-1 | 1-2 | 0-0     | 2  | 0 | 0  | 0  | 1  | 1   |
| 11/18 | New Orleans   | S | 11  | 0-3  | 0-2 | 0-0 | 1-3     | 0  | 2 | 1  | 1  | 1  | 0   |
| 11/22 | #Rider        | S | 11  | 2-3  | 1-2 | 0-0 | 0-2     | 0  | 1 | 0  | 0  | 1  | 5   |
| 11/23 | #S. Carolina  | S | 5   | 0-1  | 0-1 | 0-0 | 0-0     | 1  | 0 | 0  | 0  | 0  | 0   |
| 11/25 | #Villanova    | S | 7   | 0-1  | 0-1 | 0-0 | 0-1     | 2  | 0 | 1  | 0  | 1  | 0   |
| 11/28 | @ Mich. St.   | S | 6   | 0-2  | 0-1 | 0-0 | 1-2     | 0  | 0 | 3  | 0  | 1  | 0   |
| 12/8  | @ ECU         | S | 6   | 1-2  | 1-2 | 0-0 | 0-0     | 1  | 0 | 0  | 0  | 0  | 3   |
| 12/15 | SC State      | S | 23  | 0-4  | 0-3 | 0-0 | 3-7     | 3  | 4 | 4  | 0  | 1  | 0   |
| 12/21 | Davidson      | S | 13  | 0-0  | 0-0 | 0-0 | 0-1     | 1  | 1 | 3  | 0  | 1  | 0   |
| 12/23 | Cincinnati    | S | 17  | 0-1  | 0-1 | 6-8 | 1-1     | 0  | 1 | 0  | 0  | 2  | 6   |
| 12/27 | @ Seton Hall  | S | 17  | 1-3  | 0-1 | 0-0 | 0-0     | 2  | 0 | 2  | 0  | 1  | 2   |
| 12/29 | W. Carolina   | S | 17  | 0-1  | 0-1 | 0-0 | 0-0     | 1  | 0 | 0  | 0  | 0  | 0   |
| 1/5   | Presbyterian  | S | 27  | 2-6  | 2-5 | 1-2 | 0-0     | 1  | 2 | 2  | 0  | 3  | 7   |
| 1/9   | NC Central    | S | 22  | 1-3  | 0-2 | 1-2 | 0-4     | 2  | 1 | 2  | 0  | 1  | 3   |
| 1/12  | @ UNC         | S | 17  | 0-2  | 0-1 | 0-0 | 0-2     | 1  | 3 | 3  | 0  | 1  | 0   |
| 1/15  | @ Clemson     | S | 9   | 0-1  | 0-1 | 0-0 | 1-1     | 1  | 0 | 2  | 0  | 0  | 0   |
| 1/19  | Miami         | S | 27  | 2-5  | 2-4 | 0-0 | 0-3     | 1  | 3 | 2  | 0  | 2  | 6   |
| 1/23  | Ga. Tech      | S | 22  | 4-8  | 1-4 | 0-0 | 1-3     | 4  | 2 | 1  | 0  | 2  | 9   |
| 1/26  | @ Florida St. | S | 24  | 0-4  | 0-4 | 7-8 | 1-3     | 3  | 4 | 1  | 0  | 2  | 7   |
| 1/31  | @ Duke        | S | 28  | 2-2  | 0-0 | 1-2 | 2-3     | 4  | 3 | 3  | 0  | 0  | 5   |
| 2/3   | Wake          | S | 25  | 2-8  | 2-5 | 0-1 | 0-4     | 3  | 6 | 2  | 0  | 2  | 6   |
| 2/5   | Va. Tech      | S | 29  | 4-7  | 3-5 | 0-0 | 1-5     | 1  | 3 | 3  | 0  | 0  | 11  |
| 2/9   | @ Maryland    | S | 24  | 1-3  | 1-2 | 0-0 | 0-3     | 2  | 3 | 1  | 0  | 1  | 3   |
| 2/14  | @ BC          | S | 30  | 0-1  | 0-1 | 0-0 | 0-0     | 4  | 2 | 2  | 0  | 2  | 0   |
| 2/16  | Clemson       | S | 29  | 3-10 | 1-6 | 0-0 | 0-0     | 4  | 4 | 5  | 0  | 1  | 7   |
| 2/20  | UNC           | S | 30  | 2-6  | 2-5 | 0-0 | 1-2     | 3  | 9 | 3  | 0  | 1  | 6   |
| 2/24  | @ UVA         | S | 25  | 0-2  | 0-2 | 0-0 | 1-2     | 0  | 3 | 3  | 0  | 1  | 0   |
| 2/27  | Florida St.   | S | 10  | 0-3  | 0-3 | 0-0 | 0-0     | 1  | 1 | 1  | 0  | 0  | 0   |
| 3/1   | Duke          | S | 32  | 6-7  | 4-4 | 2-4 | 0-0     | 4  | 3 | 1  | 0  | 0  | 18  |
| 3/8   | @ Wake        | S | 29  | 3-6  | 3-6 | 0-0 | 0-3     | 1  | 2 | 2  | 0  | 0  | 9   |
| 3/13  | \$Miami       | S | 28  | 1-6  | 0-4 | 1-2 | 1-2     | 1  | 2 | 1  | 0  | 2  | 3   |

# - Old Spice Classic, Lake Buena Vista, Fla.; \$ - ACC Tournament, Charlotte, N.C.







SMITH 2009-10 GAME-BY-GAME STATS

Table with columns: Date, OPP, S, MIN, FG, 3FG, FT Off-Tot, PF, A, TO, BS, ST, PTS. Rows include games against Ga. State, Akron, Austin P., Auburn, UNO, NW, Marquette, Ga. Southern, Elon, @Wake, @Arizona, Winthrop, @UNCG, Florida, Holy Cross, Virginia, @Florida St., Clemson, Duke, @Maryland, UNC, NC Central, @Virginia, @Ga. Tech, Va. Tech, @UNC, Maryland, Wake, @Miami, @Va. Tech, Boston Col., ^Clemson, ^Florida St., ^Ga. Tech, % @ S. Florida, % @ UAB.

# - Glen Wilkes Classic, Daytona, Fla.; ^ - ACC Tournament, Greensboro, N.C.; % - NIT

SMITH 2008-09 GAME-BY-GAME STATS

Table with columns: Date, OPP, S, MIN, FG, 3FG, FT Off-Tot, PF, A, TO, BS, ST, PTS. Rows include games against @UNO, High Pt., Winthrop, UNCG, @Davidson, WSSU, ECU, Lipscomb, Marquette, Loyola, Towson, @Florida, @Clemson, Florida St., Ga. Tech, @Duke, @BC, Miami, UNC, NCCU, @Va. Tech, Wake, @Ga. Tech, @UNC, Virginia, @Wake, Maryland, BC, @Miami, ^Maryland.

\$ - ACC Tournament, Atlanta, Ga.

SMITH 2007-08 GAME-BY-GAME STATS

Table with columns: Date, OPP, S, MIN, FG, 3FG, FT Off-Tot, PF, A, TO, BS, ST, PTS. Rows include games against Wm & Mary, New Orleans, #Rider, #S. Carolina, #Villanova, @Mich. St., @ECU, SC State, Davidson, Cincinnati, @Seton Hall, W. Carolina, Presbyterian, NC Central, @UNC, @Clemson, Miami, Ga. Tech, @Florida St., @Duke, Wake, Va. Tech, @Maryland, @BC, Clemson, UNC, @UVA, @Florida St., Duke, @Wake, ^Miami.

# - Old Spice Classic, Lake Buena Vista, Fla.; \$ - ACC Tournament, Charlotte, N.C.





WILLIAMS  
GAME BESTS

Points  
Career: 16 vs. Virginia (2/21/09)  
2009-10: 14 vs. Boston College (3/7/10)  
ACC: 16 vs. Virginia (2/21/09)

Rebounds  
Career: 6 vs. three teams  
2009-10: 6 vs. three teams  
ACC: 6 at Miami (2/27/10)

FG Made  
Career: 6 vs. three teams  
2009-10: 6 vs. two teams  
ACC: 6 vs. two teams

FG Attempted  
Career: 11 at Arizona (12/23/09)  
2009-10: 11 at Arizona (12/23/09)  
ACC: 10 vs. Boston College (3/7/10)

3FG Made  
Career: 4 vs. Virginia (2/21/09)  
2009-10: 3 vs. New Orleans (11/29/09)  
ACC: 4 vs. Virginia (2/21/09)

3FG Attempted  
Career: 7 at Davidson (12/6/08)  
2009-10: 5 vs. New Orleans (11/29/09)  
ACC: 6 vs. Virginia (2/21/09)

FT Made  
Career: 4 vs. two teams  
2009-10: 4 vs. Clemson (3/11/10)  
ACC: 4 vs. Wake Forest (2/11/09)

FT Attempted  
Career: 4 vs. two teams  
2009-10: 4 vs. Clemson (3/11/10)  
ACC: 4 vs. Wake Forest (2/11/09)

Assists  
Career: 5 vs. two teams  
2009-10: 5 vs. Georgia Southern (12/12/09)  
ACC: 5 at Georgia Tech (2/14/09)

Steals  
Career: 2 vs. five teams  
2009-10: 2 vs. four teams  
ACC: 2 vs. two teams

Blocks  
Career: 2 vs. four teams  
2009-10: 2 vs. three teams  
ACC: 2 vs. three teams

Minutes  
Career: 35 vs. Boston College (3/7/10)  
2009-10: 35 vs. Boston College (3/7/10)  
ACC: 35 vs. Boston College (3/7/10)

Guard • 6-5 • 218 • Junior  
Fayetteville, N.C. • Jack Britt HS

AS A SOPHOMORE (2009-10)

Started the first 16 games of the season at shooting guard then came off of the bench the next seven contests ... Did not see action at Georgia Tech, but saw action the last 12 games of the season ... Over the last nine games, averaged 6.0 (54 total) points and 3.4 rebounds (31 total) in 21.9 minutes (197 total) of action off the bench ... Averaged 3.6 points (68 total) while coming off the bench in 19 games, shooting .328 (19-of-58) from the field ... Averaged 5.1 points and 23.0 minutes in his 16 starts ... Played 25 or more minutes of action in 10 games, including a career-high 35 in the regular-season final with Boston College ... Went over that 25 minutes played mark just once in 2008-09 ... Contributed eight points on 2-3 shooting from the field and 4-4 from the charity stripe in the win over Clemson in the first round of the ACC Tournament ... Posted a season-high 14 points in the win over Boston College, shooting 6-10 from the field ... Played in a career-high 35 minutes off the bench that game ... Scored 12 points in 24 minutes at Arizona, and also had a dozen against New Orleans - those marks were season-highs ... Dished out a career-high five assists to go with his 10 points against Georgia Southern ... Pulled down a career-best six rebounds against Akron, while also seeing a career-high 30 minutes of action.

AS A FRESHMAN (2008-09)

Averaged 16.8 minutes over the last 10 games of the season, after not playing the previous three games ... Averaged 5.9 points over the last 10 games, shooting 55.3 percent (21-38) from the field, including 45.8 percent (11-24) from three-point range ... Scored a career-best 16 points against UVA, hitting 6-of-8, including 4-of-6 threes ... Scored 11 points at Georgia Tech, including hitting 3-of-5 three-points and also dishing out a career-best five assists ... Had 10 points in the win against Wake Forest, including hitting all four free throw attempts, his first career game in double figures ... Started three games in ACC play at shooting guard ... His start in the home win against Georgia Tech was his first in 10 games ... Did not play at Florida or Clemson in early January, but then averaged 17.3 minutes and 3.5 points over the next four games ... Started the first five games of the season at shooting guard, then came off the bench in the next six ... Was the first freshman to start at shooting guard for the Pack since Adam Harrington started 21 games in the 1998-99 season.

WILLIAMS CAREER STATS

| Year    | GP-GS | Min  | Avg  | FG-FGA | Pct  | 3FG-FGA | Pct  | FT-FTA | Pct  | Off-Def | Tot-Avg | PF-FO | A  | TO | Blk | Stl | Pts | Avg |
|---------|-------|------|------|--------|------|---------|------|--------|------|---------|---------|-------|----|----|-----|-----|-----|-----|
| 2008-09 | 25-8  | 365  | 14.6 | 33-77  | .429 | 16-44   | .364 | 10-17  | .588 | 4-26    | 30-1.2  | 29-1  | 18 | 14 | 11  | 8   | 92  | 3.7 |
| 2009-10 | 35-16 | 685  | 19.6 | 62-154 | .403 | 11-48   | .229 | 15-21  | .714 | 24-68   | 92-2.6  | 54-0  | 45 | 43 | 15  | 15  | 150 | 4.3 |
| Totals  | 60-24 | 1050 | 17.5 | 95-231 | .411 | 27-92   | .293 | 25-38  | .658 | 28-94   | 122-2.0 | 83-1  | 63 | 57 | 26  | 23  | 242 | 4.0 |

Williams vs. the ACC (regular season only)

| Year    | GP-GS | Min | Avg  | FG-FGA | Pct  | 3FG-FGA | Pct  | FT-FTA | Pct  | Off-Def | Tot-Avg | PF-FO | A  | TO | Blk | Stl | Pts | Avg |
|---------|-------|-----|------|--------|------|---------|------|--------|------|---------|---------|-------|----|----|-----|-----|-----|-----|
| 2008-09 | 13-3  | 216 | 16.6 | 23-47  | .489 | 11-27   | .407 | 8-11   | .727 | 2-13    | 15-1.2  | 19-0  | 8  | 10 | 5   | 8   | 65  | 5.0 |
| 2009-10 | 15-2  | 256 | 17.1 | 22-56  | .393 | 5-12    | .417 | 6-10   | .600 | 11-30   | 41-2.7  | 23-0  | 18 | 16 | 8   | 4   | 55  | 3.7 |
| Totals  | 28-5  | 472 | 16.8 | 45-103 | .437 | 16-39   | .410 | 14-21  | .667 | 13-43   | 56-2.0  | 42-0  | 26 | 26 | 13  | 12  | 120 | 4.3 |

IN HIGH SCHOOL

Played at Jack Britt High School in Fayetteville, N.C. ... Coached by Ike Walker ... Averaged 15.7 points, 7.0 rebounds and 3.5 assists as a senior ... Led his team to a 27-5 record and the state 4-A semifinals ... Named the Cape Fear Region Player of the Year by the Fayetteville Observer ... A second-team all-state selection ... Named a two-time Mid Southeastern Conference Player of the Year ... Also named second-team all-state, and for the second straight year, all-conference ... As a junior, he averaged 24.2 points, 9.5 rebounds and 3.6

blocks a game ... He reached double figures in every game, and scored at least 20 points in 22 games ... Also had five games over 30 points ... Helped his team to a 18-9 record ... Went for 11.3 points and 6.2 rebounds an outing as a sophomore ... Played in the Florida-USA All-Star game, the Carolina Classic and the NC East-West all-star game following his senior season ... Ranked the No. 25 small forward by Rivals.com.

PERSONAL

Father played baseball in college at Florida A&M ... Majoring in accounting.

















# LORENZO BROWN


Guard • 6-5 • 186 • Freshman

Roswell, Ga. • Hargrave Military Academy (Centennial HS)

### PREP

Attended Hargrave Military Academy last year ... Originally signed with the Wolfpack in November of 2008 ... Finished his high school career at Centennial High School in Roswell, Ga. ... Coached by Allen Whitehart ... Named a fourth-team Parade All-American after his senior season ... Named the Georgia 5A player of the Year ... Also a 5A all-state first-team selection ... Named Metro Atlanta Player of the Year ... Averaged 20.8 points ... Team went 25-5 ... Lost in the second round of the state playoffs ... Had 27 points, 11 rebounds and seven assists in his final game ... Averaged 25 points, eight rebounds and eight assists per game as a junior ... AAU teammate of current NC State sophomore Richard Howell ... Played in the Charm City Challenge in Baltimore and the Reebok All-American Game in Washington, D.C. after his senior season ... In the 2009 class rankings, he was rated the 28th-best overall prospect by Scout.com ... Also ranked the No. 8 shooting guard and a five-star prospect ... In the 2010 class rankings, he was No. 36 nationally and the No. 7 shooting guard by Rivals.com ... No. 17 nationally according to PrepStars.com ... Enrolled in First Year College Program.

**Full Name:** Lorenzo Brown  
**Place of Birth:** Rockford, Ill.  
**Nickname:** Zo  
**I chose NC State because:** I knew it was the right fit for me  
**My favorite sport besides basketball:** Football  
**Best player I have played against:** John Wall  
**This summer I worked on this part of my game:** Shooting  
**When I first met Coach Lowe, I thought:** That he was a cool coach to play for  
**Favorite NBA team:** Cleveland Cavaliers  
**Favorite NBA player of all time:** LeBron James  
**The best thing about the fans at NC State is:** They are wild!



# RYAN HARROW

Guard • 6-1 • 156 • Freshman

Marietta Ga. • Walton HS

### PREP

A third-team Parade All-America selection ... Played at Walton High School in Marietta, Ga. ... Coached by Joe Goydish ... Named the Georgia Gatorade Player of the Year as a senior ... Was the Georgia 5A Player of the Year ... Named Mr. Cobb County Basketball as well ... Finished with over 2,000 career points in just three years at Walton ... Averaged a county-high 31.4 points as a senior ... Also named Georgia 5A all-state first-team selection and Mr. Cobb County Basketball as a junior ... Averaged 27.8 points, 6.0 assists, 3.1 steals as a junior ... Played part of his sophomore season at Concord (N.C.) Cannon School ... Was leading the team with 16 points and five assists a game, before transferring back to Walton High School ... After his senior season, played in the Derby Festival Classic and the Capital Classic ... Played in the Adidas Nations Tournament in France in the summer of 2009 ... Ranked the 25th-best overall prospect by Scout.com and the No. 8 point guard and a five-star prospect ... The No. 19 player nationally and No. 7 point guard according to Rivals.com ... Ranked No. 39 on the ESPNU 100 list ... No. 19 nationally according to PrepStars.com ... Enrolled in the First Year College Program.

**Full Name:** Ryan Alexander Harrow  
**Place of Birth:** Fort Lauderdale, Fla.  
**Nickname:** Scrapp  
**I chose NC State because:** I love the atmosphere and the coaching staff. It is also a good university.  
**My favorite sport besides basketball:** Baseball  
**Stuff I do when not playing basketball:** Hanging with my family  
**My best friend on another team:** J.T. Terrell (Wake Forest)  
**This summer I worked on this part of my game:** Every part needs work  
**When I first met Coach Lowe, I thought:** That's my guy  
**Favorite NBA team:** L.A. Lakers  
**Favorite NBA player of all time:** Michael Jordan  
**The best thing about the fans at NC State is:** They always have love for their players





Forward • 6-8 • 208 • Freshman  
Holly Springs, N.C. • Word of God

PREP

A McDonald's All-America selection ... A Parade All-America second-team selection ... Played three years at Word of God High School in Raleigh ... Coached by Erasto Hatchett, fellow signee Ryan Harrow's brother-in-law ... Played at Holly Springs High School as a freshman ... Played in the McDonald's All-America game and the Jordan Classic after his senior season ... Went for seven points and a game-high nine rebounds in 17 minutes in the McDonald's All-America game ... Had 19 points and six rebounds in the Jordan Classic ... Ranked the 11th-best overall prospect by Scout.com and the No. 4 power forward and a five-star prospect ... The No. 14 player nationally and No. 4 power forward according to Rivals.com ... Ranked No. 11 on the ESPN 100 list, and the No. 5 forward ... No. 9 nationally according to PrepStars.com ... Enrolled in the First Year College Program.

**Full Name:** CJ Leslie  
**Place of Birth:** Holly Springs, N.C.  
**Nickname:** DJ  
**I chose NC State because:** It's home away from home  
**The biggest adjustment to college so far has been:** The workouts  
**My favorite sport besides basketball:** Baseball  
**Stuff I do when not playing basketball:** Chill with friends  
**Best player I have played against:** Kevin Durant  
**This summer I worked on this part of my game:** Everything  
**The thing nobody knows about me:** I love kids  
**What I like most about playing for the Wolfpack:** We are the Wolfpack!!  
**When I first met Coach Lowe, I thought:** He has a shiny head  
**Favorite Coach Lowe quote:** "If you can do it, then do it"  
**Favorite NBA player of all time:** Michael Jordan  
**The best thing about the fans at NC State is:** They love me



- 0 • DeShawn Painter
- 1 • Richard Howell
- 2 • Lorenzo Brown
- 4 • Enrico Kufuor
- 5 • C.J. Leslie
- 10 • Javier Gonzalez
- 12 • Ryan Harrow
- 14 • Jordan Vandenberg
- 15 • Scott Wood
- 21 • C.J. Williams
- 23 • Tracy Smith
- 25 • Kendall Smith



2010-2011  
WOLFPACK



THE LOWE FILE

PERSONAL DATA

Born January 21, 1960 in Washington, D.C.

EDUCATION

B.S. in business administration from St. Paul's College, June 2006  
DeMatha Catholic High School (Hyattsville, Md.), Class of 1979

COACHING EXPERIENCE

1992-94/Minnesota Timberwolves  
Asst. Coach (1992), Head Coach (1993-94)

1995-99/Cleveland Cavaliers  
Asst. Coach

2000/Minnesota Timberwolves  
Asst. Coach

2001-03/Vancouver/Memphis Grizzlies  
Head Coach

2004-05/Minnesota Timberwolves  
Asst. Coach

2006/Detroit Pistons  
Asst. Coach

2006-07 - present/NC State University  
Head Coach



The NC State basketball program is one that is steeped in rich tradition. The legacy of Everett Case, David Thompson, and Jim Valvano; the two national championship trophies that sit proudly in the Dail Basketball Center; and the hundreds of former players who proudly donned the red and white and earned their degrees from their beloved university are all testament to that fact.

An important part of the Wolfpack's storied history returned home on May 5, 2006, when Sidney Lowe was named the 18th head coach in the program's history. When Lowe first stood on the sidelines for the Wolfpack, he simply reassumed the reins of a program he had already helped to an NCAA championship. The first time, however, he was still in uniform, a coach-on-the-court point guard for Valvano's 1983 team which made its improbable run to the national championship.

Valvano said it so many times: He sent Lowe onto the floor and told him not to come off until after the win was secured. That's why in that famous game on April 4, 1983, in Albuquerque, N.M, Lowe never came out of the game. And he played to near perfection: 40 minutes, eight points, eight assists and no turnovers.

"He may be the finest point guard to ever play in the ACC," the late Valvano said after that miraculous season.

Now entering his fifth season with the Wolfpack as the head coach, Lowe has brought a new sense of excitement to the program.

In his first season at the helm, Lowe won 20 games and advanced from the first-round to the finals of the ACC Tournament. He became just the fourth head coach in the Wolfpack's storied history to win that many games in his first year. One of the highlights of that season was a home win over No. 3 North Carolina, marking the first time a first-year NC State head coach defeated a team ranked that high.

In his second season, Lowe sent his first recruit to the NBA. After leading the 2008-09 squad in both points and rebounds, J.J. Hickson was taken in the first round of the NBA Draft by the Cleveland Cavaliers.

In 2008-09, the Pack might not of obtained the results Lowe was looking for, but the Pack got a big boost in the classroom. The Wolfpack scored a 995 out of a possible 1,000 in the NCAA's annual APR, the highest score among the 12 ACC schools and in the top 10 percent of all NCAA Division I schools. Six members of the 2008-09 team finished the year with a GPA of 3.0 or higher.

Lowe has stressed academics to his players, and once again last season, the Pack ranked in the top three of the ACC in APR. During Lowe's first four seasons, he

RECORD VS. OPPONENTS

|                |     |                  |     |                        |     |                     |     |
|----------------|-----|------------------|-----|------------------------|-----|---------------------|-----|
| Akron          | 1-0 | Florida State    | 3-3 | Mount St. Mary's       | 1-0 | UAB                 | 0-1 |
| Alabama        | 0-1 | Gardner-Webb     | 1-0 | New Orleans            | 2-1 | Valparaiso          | 1-0 |
| Arizona        | 0-1 | Georgia Southern | 1-0 | North Carolina         | 1-8 | Villanova           | 1-0 |
| Auburn         | 1-0 | Georgia State    | 1-0 | North Carolina Central | 3-0 | Virginia            | 2-5 |
| Austin Peay    | 1-0 | Georgia Tech     | 2-4 | Northwestern           | 0-1 | Virginia Tech       | 4-3 |
| Boston College | 2-3 | High Point       | 1-0 | UNC Greensboro         | 3-0 | Wake Forest         | 5-3 |
| Cincinnati     | 1-1 | Holy Cross       | 1-0 | UNC Wilmington         | 1-0 | West Virginia       | 0-2 |
| Clemson        | 1-5 | Lipscomb         | 1-0 | Presbyterian           | 1-0 | Western Carolina    | 1-0 |
| Davidson       | 1-1 | Loyola (Md.)     | 1-0 | Rider                  | 1-0 | William & Mary      | 1-0 |
| Delaware State | 1-0 | Marist           | 1-0 | Savannah State         | 1-0 | Winston-Salem State | 1-0 |
| Drexel         | 1-0 | Marquette        | 1-1 | Seton Hall             | 1-0 | Winthrop            | 2-0 |
| Duke           | 2-4 | Maryland         | 0-7 | South Florida          | 1-0 | Wofford             | 1-0 |
| East Carolina  | 2-1 | Miami            | 3-3 | South Carolina         | 1-0 |                     |     |
| Elon           | 1-0 | Michigan         | 1-0 | South Carolina State   | 1-0 |                     |     |
| Florida        | 0-2 | Michigan State   | 0-1 | Towson                 | 1-0 |                     |     |

has seen 13 players that have played for him earn their degrees from NC State.

Last season provided more excitement in March for a Lowe-coached Wolfpack squad. NC State won a pair of games against higher-seeded teams and advanced to the ACC Tournament semifinals, and then made it to the second round of the NIT.

None of those single factors is the reason that Lowe has become such a beloved figure in Wolfpack lore. But the combination of them all, plus the fact that this job is the continuation of a 30-year plus relationship between Lowe and the Wolfpack, ensure that he has earned a place among the all-time greats ever to be associated with NC State basketball.

Lowe was fortunate enough to learn the game from some of basketball's greatest coaches, from Hall of Fame DeMatha Catholic High School coach Morgan Wootten to NC State coaches Norm Sloan and Jim Valvano to his NBA mentors Flip Saunders and Mike Fratello. Between them, Lowe's influences coached teams that won five high school national championships, two NCAA titles, five









# PETE STRICKLAND



**ASSISTANT COACH**  
**PITTSBURGH '79**  
**28TH SEASON IN COACHING**  
**5TH SEASON AT NC STATE**

Pete Strickland begins his fifth season as an assistant coach with the Wolfpack. He has 21 years of Division I coaching experience overall, including serving for seven years as head coach. From 1999-2005 he was head coach at Coastal Carolina,

earning Big South Coach of the Year honors (1999-00) and leaving that program with the second-most career victories in school history.

While at Coastal Carolina, Strickland helped produce three All-Americans. Under his leadership, forward Torrey Butler was named the 2001 and 2003 Big South Conference Player of the Year and became the first Chanticleer ever named an All-American twice in his career, earning honorable-mention honors by the Associated Press. Pele Paelay was also an All-American for Strickland in 2004-05, the same year Jack Leasure won Big South's Rookie of the Year award. One of Strickland's players was the Big South Player of the Year three times in his last five years at Coastal, while three three players made the All-Rookie Team, and two were named Rookie of the Year.

Strickland's teams also excelled off the court, posting the highest graduation rate of any Division I football, baseball or basketball program in the state of South Carolina in 2004-05 according to NCAA statistics.

Strickland's 1999-2000 squad was picked to finish at the bottom in its league in the preseason, but Strickland guided the Chanticleers to a third-place showing, earning league coach of the year hon-

ors for his efforts. That season, his squad ranked third in the nation in three-point field goal percentage, and posted the ninth-most improved RPI in the nation. Strickland compiled an overall mark of 70-127 at Coastal Carolina.

Prior to his stint at Coastal Carolina, Strickland spent 10 seasons at three different Division I schools as an assistant coach. During his stints at Dayton (1995-98) and Old Dominion (1992-94), he served as the top assistant to current Clemson head coach Oliver Purnell. He also spent three seasons on the staff at VMI (1989-91) under Joe Cantafio.

Dayton posted six victories over top-25 opponents in Strickland's last two seasons with the program, with the 1998 squad winning the Atlantic 10 West Division regular-season championship and advancing to the NIT's second round. At ODU, Strickland helped the Monarchs to three consecutive postseason tournaments, the Colonial Athletic Association championship and an NCAA Tournament in 1992. The Monarchs went 42-18 in the next two years, and won back-to-back regular-season titles.

A four-year letterwinner, three-year starter and two-year captain at the University of Pittsburgh, Strickland completed his playing career ranked as the Panthers' all-time leader in assists. He was teammates at Pitt with fellow Wolfpack assistant coach Larry Harris. He earned his degree in speech and theater in 1979.

Strickland prepped at DeMatha High School, where he played for Hall of Famer Morgan Wootten. As a senior in 1975, he helped lead the team to the DC city championship and was named a first-team all-state performer.

Following his collegiate career, Strickland coached and played professionally for the Neptune Basketball Club in Cork, Ireland, from 1980 to 1982. Strickland then coached one season at Mt. St. Michael Academy in Bronx, N.Y., before rejoining Coach Wootten at DeMatha High School as the assistant varsity coach and head junior varsity coach. After three seasons at DeMatha, Strickland served as head coach at Raleigh's Ravenscroft High School the season before he landed his first college coaching job at VMI.

Strickland and his wife Mary Catherine, have three children: Meaghan (24), Michael (22) and Conor (17).

### THE STRICKLAND FILE

|   |  |  |
|---|--|--|
| <b>PERSONAL DATA</b><br>Born May 25, 1957, in Newburgh, N.Y.; He and his wife, Mary Catherine have three children: Meaghan (24), Michael (22) and Conor (17). | <b>COACHING EXPERIENCE</b><br>2007-pres. Assistant Coach NC State<br>1999-2005 Head Coach Coastal Carolina University<br>1995-98 Assistant Coach Dayton<br>1992-94 Assistant Coach Old Dominion<br>1989-91 Assistant Coach VMI | <b>1988</b><br>Head Coach Ravenscroft High School<br><b>1985-87</b><br>Assistant Coach DeMatha High School<br><b>1984</b><br>Assistant Coach Mt. St. Michael Academy<br><b>1980-82</b><br>Player/Coach Neptune Basketball Club (Ireland) |
| <b>EDUCATION</b><br>B.A. in speech and theater from Pittsburgh, 1979<br>DeMatha Catholic High School (Hyattsville, Md.), Class of 1975                        |  |  |



# LEVI WATKINS



**DIRECTOR OF OPERATIONS**  
**NC STATE '05**

A former four-year member of the NC State men's basketball team, Levi Watkins enters his sixth season on the Wolfpack staff. Watkins begins his second year as the director of basketball operations, after serving as the video coordinator for three years and as an administrative assistant for basketball operations his first season on the staff in 2005-06.

Watkins is in charge of several day-to-day operations for the NC State basketball program, including daily scheduling, budgetary matters, and facility management. Watkins is the academic liaison for the

men's basketball student-athletes, and also the camp director for the Sidney Lowe basketball camps.

Watkins played for NC State from 2002-05. He appeared in 97 career games, and hit 82 career three-pointers. Watkins helped the Pack to four consecutive NCAA tournaments; making NC State one of 21 teams in the country to do so at the time. NC State progressed to at least the second round in three of his four years, including the Sweet Sixteen in his senior year.

NC State won the first game of the ACC tournament every year including two appearances in the championship game during Watkins' career. Also, NC State became the first team in ACC history to knock off the No. 1 seed in the ACC Tournament in two consecutive years (2002 & 2003). NC State won 21 or more games three times and defeated the previous seven national champions throughout his career. To add to the list of accomplishments, NC State posted nine wins over top-10 teams in the country, with five of the games coming on the opponents' home court.

Coming to NC State in 2001, Watkins was a part of a consensus top 10 recruiting class. Insidersreport.com voted the 2001 NC State class of Julius Hodge (2005 NBA first round pick), Josh Powell (4-year NBA veteran), Ilian Evtimov (professional player, overseas), Jordan Collins (professional player, overseas), and Watkins as the #1 recruiting class in the country. *Sports Illustrated* picked their class as the #3.

While playing at prestigious Montrose Christian High School, Watkins was a 2001 Parade All-American and led his team to a final top-25 national ranking. As a senior, Watkins was named the Gatorade and USA Today Player of the Year in Maryland.

Watkins graduated from NC State with a bachelor's degree in business management in the spring of 2005. Watkins is married to the former Monica Hodges, also a graduate of NC State who earned her master's degree from NC State in the fall of 2009.



Levi Watkins was a four-year letterman for the Wolfpack (2002-05).







# NC STATE BASKETBALL



Left to Right: Director of sports medicine Charlie Rozanski, equipment manager Kirk Brown, director of operations Levi Watkins, assistant coach Pete Strickland, head coach Sidney Lowe, associate head coach Monte Towe, assistant coach Larry Harris, strength and conditioning coordinator Wright Wayne, video coordinator Tony Bethel, graduate assistant Jordan Green

## COMING HOME

Sidney Lowe isn't the first NC State basketball player to return as the head coach at his alma mater. In fact, out of the 18 head men's basketball coaches in school history, Lowe is the SEVENTH who also played for the Wolfpack. Here's a list of former Wolfpack players who have gone on to coach at their alma mater:

| Name                    | Years as Coach   | Notes as a Player   |
|-------------------------|------------------|---|
| Nathan "Piggy" Hargrove | 1913             | Player-coach who left the team midway through the season  |
| Harry Hartsell          | 1917-18, 1922-23 | Played football, baseball, basketball (in the inaugural season of 1911) and ran track; coached the team to North Carolina and South Carolina championships in 1918.   |
| Bob Warren              | 1940-42          | Player on NC State's 1929 Southern Conference championship team; took the Red Terrors to Southern Conference championship game in 1942.   |
| Leroy Jay               | 1943-46          | Player during the early 1930s   |
| Norman Sloan            | 1967-80          | A three-sport letterman in football, basketball and track, Sloan quit basketball as a senior to play football; he returned as head coach of the basketball team and led his alma mater to three ACC championships and the 1974 NCAA championship. |
| Les Robinson            | 1990-96          | A reserve player on Everett Case's final team and a student assistant when Press Maravich took over in 1965; led the Pack to an NCAA Tournament bid in 1991.  |
| Sidney Lowe             | 2006-Present     | Point guard on the 1983 ACC and NCAA championship team; won the Everett Case Award as the MVP of the ACC Tournament.  |



Dr. William R. "Randy" Woodson was named the 14th chancellor of North Carolina State University on Friday, Jan 8, 2010.

Woodson arrived at NC State from Purdue University, where he served as executive vice

president for academic affairs and provost. He took on the role of provost in May 2008, after serving nearly four years as the Glenn W. Sample Dean of Agriculture. Prior to that, Woodson was the associate dean of agriculture and director of the Office of Agricultural Research Programs at Purdue from 1998 to 2004.

Woodson's career has been shaped by the land-grant university system, as he has received BS, MS, and PhD degrees in horticulture from the University of Arkansas and Cornell University, respectively. He joined the Purdue faculty in 1985 as a professor in the Department of Horticulture after beginning his academic career at Louisiana State University in 1983.

Prior to his administrative appointments, Woodson served as head of the Department of Horticulture and Landscape Architecture at Purdue and was a visiting scholar at the École Nationale Supérieure Agronomique de Toulouse, France.

Woodson and his research group contributed a substantial body of knowledge to the field of plant science, which is published in over 100 journal articles and book chapters. His research focuses on the biochemical and molecular basis of plant senescence and the role of the plant hormone ethylene in these processes. This research spans the gap between basic plant biochemistry and molecular biology to the application of this knowledge in the field of horticulture.

Discoveries in Woodson's program led to the development of molecular approaches to improve

post-harvest storage and shipping of horticultural products, increasing the useful life for the consumer. His research has been featured in stories published in BusinessWeek, The Futurist, and Discover.

Woodson has received a number of professional honors during his career, including the Purdue University Agriculture Research

Award, the American Society for Horticultural Science Outstanding Researcher Career Award, and the B.Y. Morrison Medal from the USDA-Agricultural Research Service. He is a fellow of the American Society for Horticultural Science.

Woodson and his wife, Susan, have three children.



NC STATE UNIVERSITY





When it comes to energy, Debbie Yow runs on 220 volts of full-powered current.

Named NC State's director of athletics on June 25, 2010, by Chancellor Randy Woodson, Yow laid out a comprehensive and energized vision for the future of the department, which she calls "Wolfpack Unlimited."

Her expectations are clear and concise:

- Every sport with a full complement of scholarships should be among the nation's top 25, working towards the top 10 and competing for conference and national championships.

- Every student-athlete should be given the opportunity and resources to be as successful in the classroom as the field of competition.

- Every alumni and supporter should be treated as a valued customer, with dedicated service resources from athletics department personnel.

Yow is well-known for running a fiscally responsible department, while also providing the resources her coaches and student-athletes need to be competitive on the highest levels of college athletics. And those are her expectations for the future of NC State.

"We can become what we believe we can become, if we rally the Wolfpack family to lock arms as a collective force and move forward in a united way," said the veteran administrator, who spent the last 16 years successfully guiding the University of Maryland athletics department. "In fact, that's the only way we can reach these challenging goals I have for NC State.

"We will work hard. We will work smartly. I will listen and learn about the challenges we face in order to make wise choices. But the only limitations we have are those we place on ourselves."

Yow knows the importance of her position, leading the gateway department of the largest institution of her home state. The ACC's first female athletics director also knows NC State's reputation as a pioneering program that first established basketball as a dominant sport in the South, was the first to integrate varsity athletics in the Atlantic Coast Conference and was the first public school in the state to dedicate full resources to women's athletics.

Hardly unfamiliar to Wolfpack fans, the native of Gibsonville, N.C., has been deeply connected to NC State since her youth, when her parents, Hilton and Libby Yow, introduced their three daughters and one son to college athletics. At the time, that meant legendary basketball coach Everett Case's fast-breaking style that dominated the early days of ACC basketball.

Later, she watched her older sister Kay become the first full-time women's coach in the state of North Carolina, when she was hired by then-athletics

director Willis Casey to coach NC State's first three women's sports: basketball, volleyball and softball.

For the next 34 years, Kay Yow served primarily as the Wolfpack women's basketball coach, winning four ACC championships during her Naismith Memorial Basketball Hall of Fame career. Debbie Yow faced her sister as an opposing coach and opposing administrator. Their youngest sister, Susan, spent her senior season playing for the Wolfpack and became the school's first women's basketball All-America selection.

Debbie followed in Kay's footsteps, first as a high school coach at Burlington's Williams High School and Gibsonville's Eastern Guilford High before becoming the women's basketball coach at the University of Kentucky in 1976. She also coached at Oral Roberts and Florida, before switching career paths to become an administrator, at both Florida and UNC Greensboro. In 1989, she was named the athletics director at Saint Louis, then moved to the University of Maryland in 1994.

Under her leadership, Maryland's 27 varsity programs won a remarkable 20 national championships and consistently graduated student-athletes, including an all-time high federal graduation rate of 80 percent in her final year at the school.

At NC State, Yow leads a program that includes 23 varsity sports, revenue of about \$40 million and 172 full-time employees.

Yow has served as president of the National Association of Collegiate Directors of Athletics and the national Division I-A Athletic Directors Association. She is a member of the National Football Foundation board of directors, as well as the USA Football board of directors and has served on the NCAA Division I Men's Basketball Academic Enhancement Committee, as well as having represented the ACC on the NCAA Management Council.



Both Street and Smith's Sports Business Journal and the Chronicle of Higher Education have cited Yow as being among the 20 most influential people in college athletics. She was selected to serve on the President's U.S. Department of Education's Commission on Opportunities in Athletics to review the status of Federal Title IX regulations. She earlier served as the chair of the Atlantic Coast Conference Committee on Television, which is charged with overseeing the league's TV contracts and other related broadcast issues.

Like her older sister, Yow has been inducted into the North Carolina Sports Hall of Fame.

After taking over as athletics director at Maryland in 1994, she and her senior staff led efforts to enhance the academic support services for student-athletes, leading to an improved graduation rate (exhausted eligibility graduation rate is 85 percent); expanded marketing and fund-raising efforts, yielding a more than 300 percent increase in private gifts and corporate sponsorships; and led a \$180 million upgrade of athletic facilities, including the building of the 440,000 square foot Comcast Center as the new home for intercollegiate athletics, and the expansion of Byrd Stadium, the home to Maryland football.

When she took over the Maryland program, it carried an unfunded debt of \$51 million, which has since been paid down to \$5.5 million, while consistently balancing the annual operating budgets, funding the facility improvements and winning national championships.

In 2009, the NCAA News named Maryland as one of the Top 10 athletics programs in the nation.

Yow has written numerous articles and books on athletics management and human behavior. She holds a bachelor's degree from Elon University and a master's degree from Liberty University. She also has been awarded honorary doctorates for professional achievement from Elon, Liberty and the United States Sports Academy.

She has been married to Dr. William W. Bowden since 1983.

Yow is excited that her long, winding path in college athletics has now returned her to the state where she was born and the school where her sister remains a beloved icon of athletics. And she's energized about leading the Wolfpack to even greater heights.

"It's good to be home," Yow said. "I know, with every fiber of my being, that we can continue to build on NC State's tradition of athletics excellence. I am fired up about the future of Wolfpack athletics."

# NC STATE BASKETBALL



Front (L to R): Associate AD for sports medicine Charlie Rozanski, assistant coach Pete Strickland, Scott Wood, Ryan Harrow, Enrico Kufuor, head coach Sidney Lowe, Javier Gonzalez, Lorenzo Brown, C.J. Williams, associate head coach Monte Towe, video coordinator Tony Bethel.

Back (L to R): Graduate assistant Jordan Green, equipment manager Kirk Brown, director of operations Levi Watkins, C.J. Leslie, Richard Howell, Tracy Smith, Jordan Vandenberg, DeShawn Painter, Kendall Smith, assistant coach Larry Harris, strength & conditioning coach Wright Wayne.



2009  
2010

# R E V I E W







TEAM GAME-BY-GAME

Table with columns: Date/Opponent, S, Result, FG-FGA, Pct, 3P-3PA, Pct, FT-FTA, Pct, Off-Def, Tot, PF, A, TO, BS, ST, Pts. Lists game results and statistics for the 2009-10 season.



INDIVIDUAL GAME-BY-GAME

Table with columns: R, Howell, Painter, Gonzalez, Degand, Vandenberg, Wood, Williams, Davis, T. Smith, Mays, Thomas, Horner. Lists individual player statistics for each game.

Table with columns: Opponent, Points, Rebounds, Assists, Blocks, Steals, Minutes. Lists individual player statistics for each game.





OPPONENT GAME HIGHS

Table listing opponent game highs for NC State across various categories like Points, Field Goals Made, Field Goal Attempts, Field Goal %, 3 Pt. FG Made, 3 Pt. FG Attempts, 3 Pt. FG %, Free Throws Made, Free Throw Attempts, Free Throw %, Rebounds, Assists, Steals, Blocks, Turnovers, and Fouls.

OPPONENT GAME LOWS

Table listing opponent game lows for NC State across various categories like Points, Field Goals Made, Field Goal Attempts, Field Goal %, 3 Pt. FG Made, 3 Pt. FG Attempts, 3 Pt. FG %, Free Throws Made, Free Throw Attempts, Free Throw %, Rebounds, Assists, Steals, Blocks, Turnovers, and Fouls.

NC STATE IN ITS 17 HOME GAMES ...

Table showing NC State's performance statistics in its 17 home games, including field goal percentage, free throw percentage, three-point field goal percentage, rebounds per game, rebound margin, offensive rebounds per game, assists per game, turnovers per game, points per game, and opponent's statistics.

NC STATE IN ITS 19 ROAD/NEUTRAL GAMES ...

Table showing NC State's performance statistics in its 19 road/neutral games, including field goal percentage, free throw percentage, three-point field goal percentage, rebounds per game, rebound margin, offensive rebounds per game, assists per game, turnovers per game, points per game, and opponent's statistics.

Boxscore for NC State 69, Georgia State 53. Game 1, Nov. 12, 2009. Includes player stats for NC State and Georgia State, foul/turnover/block counts, and a game summary.

Boxscore for NC State 66, Austin Peay 59. Game 3, Nov. 21, 2009. Includes player stats for NC State and Austin Peay, foul/turnover/block counts, and a game summary.

Boxscore for NC State 66, Akron 45. Game 2, Nov. 20, 2009. Includes player stats for NC State and Akron, foul/turnover/block counts, and a game summary.

Boxscore for NC State 60, Auburn 58. Game 4, Nov. 22, 2009. Includes player stats for NC State and Auburn, foul/turnover/block counts, and a game summary.













2009-10 ACC STANDINGS

Table with columns: Team, ACC Games (W, L), Pct., Hm, Rd, Overall (W, L), Pct., Hm, Rd, Nu. Lists standings for 12 teams.

INDIVIDUAL STATISTICS

SCORING, FIELD GOAL Pct., FREE THROW Pct. Tables with columns: Player, G, FG, 3FG, FT, Pts., PG. Lists top scorers and shooters.

3-POINT FG Pct., REBOUNDS, ASSISTS, GREIVIS VASQUEZ, Sr., Md., STEALS, BLOCKED SHOTS Tables with columns: Player, G, 3FGs, 3FGAs, Pct, G, Reb, PG, G, Ast, PG, G, Stl, PG, G, Blk, PG. Lists rebounders, assisters, stealers, and blocked shot artists.

3-PT FG PER GAME, OFFENSIVE REBOUNDS, ASSIST/TO RATIO, MINUTES PER GAME Tables with columns: Player, G, 3FG, PG, G, Reb, PG, G, Ast, TO, Ratio, G, Min, PG. Lists 3-point shooters, offensive rebounders, assist-to-turnover ratios, and minutes leaders.

TEAM STATISTICS

Scoring Off., Scoring Def., Scoring Margin, Field Goal Pct., Free Throw Pct. Tables with columns: Team, G, W-L, Pts, PG, G, Off., Def., Mar., G, FG, FGA, Pct., G, FT, FTA, Pct. Lists team performance metrics.

3-Pt. FG Pct., FG% Defense, 3-Pt. FG% Defense, Rebound Mar., Turnover Margin, Assist/TO Ratio, Blocked Shots, Steals, Assists, 3-Pt. FGs Per Game Tables with columns: Team, G, 3FG, FGA, Pct., G, Own, Opp, Ratio, G, Blk, PG, G, Stl, PG, G, Ast, PG, G, 3Pt, PG. Lists various team and player statistics.



FARNOLD DEGAND • GUARD

6-4 • 170 • BOSTON, MASS. • O'BRYANT HS



2009-10: Returned to the starting lineup for the last 11 games of the season ... The Wolfpack won six of those contests ... After coming off the bench in his first 10 games of the season, started seven straight contests at shooting guard before missing the game at Georgia Tech on February 6 with a deep thigh bruise ... He missed the first six games of the season due

to a coaches decision then came off the bench in 10 games ... Played at the two-guard spot this past season after spending his first two seasons at NC State at point guard ... Averaged 6.0 points and 26.0 minutes in his 18 starts, as compared to 4.6 points in 18.8 minutes in his 11 games off the bench ... Made at least one three-pointer in 14 of his last 24 games ... Shot 32-of-50 (.640) from the free throw line in his last 19 games, he started the season just 5-of-12 (.417) ... Tied his season-high with 13 points in the home win over No. 23 Wake Forest, was 2-of-4 from three-point range ... Posted 11 points and dished out six assists (just one turnover) in the win over No. 7 Duke ... Scored 11 points in a season-high 34 minutes against Clemson ... Made his first start of the season at Florida State ... He finished that road win with a season-high 13 points including going 6-of-8 from the free throw ... Dished out a career-best nine assists against Holy Cross ... Also scored 12 points shooting 5-of-9 from the field, and 2-of-3 from three-point range ... Finished with six points and a season-high six rebounds in the overtime loss to Florida ... Also led the team with four assists ... Scored nine points against Winthrop in 20 minutes shooting 3-of-4 from three-point range, tying his career-high in three-pointers made ... In for 24 minutes against Georgia Southern ... Moved back to point guard with the injured Javier Gonzalez out of action that game ... Saw his first action of the season at Maquette ... Played 14 minutes and was 3-of-4 from the field for six points, and also finished with two assists and no turnovers ... Earned a degree in sociology in the summer of 2010.



DEGAND CAREER STATS

| Year    | GP-GS | Min  | Avg  | FG-FGA  | Pct  | 3FG-FGA | Pct  | FT-FTA | Pct  | Off-Def | Tot-Avg | PF-FO | A   | TO  | Blk | Stl | Pts | Avg |
|---------|-------|------|------|---------|------|---------|------|--------|------|---------|---------|-------|-----|-----|-----|-----|-----|-----|
| 2007-08 | 10-10 | 286  | 28.6 | 24-51   | .471 | 8-16    | .500 | 13-26  | .500 | 4-28    | 32-3.2  | 16-0  | 29  | 19  | 5   | 6   | 69  | 6.9 |
| 2008-09 | 24-11 | 450  | 18.8 | 37-85   | .435 | 10-28   | .357 | 28-36  | .778 | 3-25    | 28-1.2  | 45-1  | 58  | 53  | 9   | 13  | 112 | 4.7 |
| 2009-10 | 29-18 | 675  | 23.3 | 52-132  | .394 | 18-58   | .310 | 37-65  | .569 | 13-58   | 71-2.4  | 59-2  | 72  | 43  | 10  | 25  | 159 | 5.5 |
| Totals  | 63-39 | 1411 | 22.4 | 113-268 | .422 | 36-102  | .353 | 78-127 | .614 | 20-111  | 131-2.1 | 120-3 | 159 | 115 | 24  | 44  | 340 | 5.4 |

DENNIS HORNER • FORWARD

6-9 • 226 • LINWOOD, N.J. • HOLY SPIRIT HS



2009-10: Averaged 24.0 points and 7.0 boards in the Pack's two NIT games ... Shot 60.7 percent (17-28) from the field ... In his final college game, went for team-highs of 23 points and eight rebounds at UAB ... Scored a career-high 25 points at South Florida in the first round of the NIT, shooting 10-16 from the field ... Also scored the Pack's first 12 points of the game ... Started all but one game on the season, he came off the bench the only time at Georgia Tech ... Entered his senior season with just 11 starts in three years ...

Posted three double-doubles on the season - all in ACC play - including two in a row at one point ... Those were the first of his career ... The only fourth-year player on the NC State squad, his 128 career games played was almost double the next highest Wolfpack player ... Finished second on the Pack in scoring with 11.9 points per game ... Reached double figures in 24 of 36 games on the season, he had scored in double figures in only 14 of his 92 games played prior to his senior campaign ... NC State was 10-2 this season when he scores 16 or more points ... The Pack was also 4-9 when he did not reach double figures ... Left the Boston College game with a gash over his eye early in the second half, came back to score 11 of his 14 points in the second half on Senior Day ... During the Pack's decisive 19-5 run late, he had 11 of the Pack's points ... Dished out an ACC-best five assists in the win at Miami ... Hit every shot he took in that game (2 from the field, 4 from the free throw line) to finish with eight points ... Had his second straight double-double with 10 points and 12 rebounds in the win over No. 23 Wake Forest ... Had team highs of 19 points and 10 boards in the home loss to Maryland ... Recorded his first career double-double against Virginia Tech ... Set a new career-best with 16 rebounds, including nine offensive, and also led the Pack with 13 points ... The game was the first time he reached double figures in rebounds ... Finished with 13 points and six boards in 22 minutes against NC Central ... Had scored 10 total points in the two games prior to the win over No. 7 Duke ... He ended up with 20 points (a career-high versus an ACC opponent) against the Blue Devils ... Scored 16 of his 18 points in the second half against Holy Cross ... Shot 8-of-12 from the field for the game ... Also tied his career-high with four blocks ... Scored 15 of his 17 points in the second half at UNC Greensboro ... Scored a career-best 23 points in the win over Elon ... Was 10-of-17 from the field, and 2-of-3 from three-point range ... Set or tied career-highs in three categories in the win over Georgia Southern ... Tied his then career-best with 16 points, on 7-of-8 shooting, and set new career-bests with nine rebounds and six assists, the first time he led the Pack in rebounds in a game ... Named to the Glenn Wilkes Classic all-tournament team ... He averaged 15.5 points in the Pack's four games of the event ... In those games, he shot 57.5 percent (23-40) from the field, and 58.3 percent (7-12) from three-point range ... Also scored 16 points against both Auburn and Akron ... Started the season with 15 points in 34 minutes against Georgia State.



HORNER CAREER STATS

| Year    | GP-GS  | Min  | Avg  | FG-FGA  | Pct  | 3FG-FGA | Pct  | FT-FTA  | Pct  | Off-Def | Tot-Avg | PF-FO | A   | TO  | Blk | Stl | Pts | Avg  |
|---------|--------|------|------|---------|------|---------|------|---------|------|---------|---------|-------|-----|-----|-----|-----|-----|------|
| 2006-07 | 36-8   | 646  | 17.9 | 54-102  | .529 | 22-48   | .458 | 37-44   | .841 | 23-58   | 81-2.3  | 63-1  | 18  | 25  | 14  | 13  | 167 | 4.6  |
| 2007-08 | 26-0   | 384  | 14.8 | 27-71   | .380 | 8-28    | .286 | 21-33   | .636 | 12-19   | 31-1.2  | 23-0  | 14  | 18  | 8   | 9   | 83  | 3.2  |
| 2008-09 | 30-3   | 567  | 18.9 | 63-140  | .450 | 25-70   | .357 | 41-50   | .820 | 21-64   | 85-2.8  | 50-1  | 36  | 18  | 9   | 11  | 192 | 6.4  |
| 2009-10 | 36-35  | 1005 | 27.9 | 151-318 | .475 | 31-94   | .330 | 97-124  | .782 | 62-116  | 178-4.9 | 85-3  | 50  | 57  | 35  | 36  | 430 | 11.9 |
| Totals  | 128-46 | 2602 | 20.3 | 295-631 | .468 | 86-240  | .358 | 196-251 | .781 | 118-257 | 375-2.9 | 221-5 | 118 | 118 | 66  | 69  | 872 | 6.8  |



# HISTORY



Few basketball programs in the country can match the success that has been enjoyed by NC State. NC State had humble basketball beginnings in 1911, but quickly developed a championship tradition. The Wolfpack has won a pair of national championships, as well as 10 Atlantic Coast Conference titles and seven Southern Conference titles. What makes NC State basketball truly special, however, are the people who helped bring those championships to Raleigh.

What follows is just a small sampling of 100 years of NC State basketball history:

1910

Guy Bryan led a special committee that proposed the formation of North Carolina A&M's first basketball team.

FEBRUARY 16, 1911

The first basketball game in NC State (North Carolina A&M at the time) history is played at Wake Forest. Wake, vastly more experienced, prevails 33-6.

FEBRUARY 21, 1911

Wake Forest comes to town for the first intercollegiate basketball game ever played in Raleigh. The 19-18 A&M win was the first victory in school history.

1912

Athletics council votes to recognize basketball as a sport

MARCH 15, 1919

North Carolina A&M defeats the University of North Carolina, 39-29, to capture the undisputed state championship for the second straight season.

1920-21 SEASON

North Carolina A&M becomes North Carolina State College.

1923-24 SEASON

NC State, previously known as the Tech, becomes the Red Terrors, thanks to the play of Rochelle "Red" Johnson and the unveiling of a bright new red set of road uniforms.

1923-1924 SEASON

State opens the doors of its first basketball facility, Frank Thompson Gym. Named in honor of the former Wolfpack athlete who died in action during World War I, the arena served as the basketball team's home for 24 years.

1924-25 SEASON

Gus Tebell takes over program and leads Wolfpack to its first of many accomplishments. Though not recognized, he is the first "legendary leader." Career totals include a 79-36 record, first team in school history to win 20 games, and his 1929 squad brought home NC State's only conference title in the first 35 years of the program.

MARCH 5, 1929

NC State wins its first Southern Conference Tournament Championship in Atlanta.

"Bones" McKinney helped the Pack to the championship game, in the first Southern Conference Tournament.

1931-1932 SEASON


Bud Rose becomes the first NC State basketball player to earn national recognition when the senior guard is tabbed as an honorable mention All-American.

FEBRUARY 26, 1932

The Southern Conference Tournament moves to Raleigh's Memorial Auditorium. Except for a three-year run from 1948-50, Raleigh is to be the site of the Southern Conference Tournament (through 1953) and later the Atlantic Coast Conference Tournament (beginning in 1954) for the next 35 years.

FALL 1943

Construction begins on a new basketball arena and ROTC armory for NC State. The building, to become Reynolds Coliseum when finally completed, stalls during World War II and a girdered skeleton remains on campus before construction resumes more than four years later.



JULY 1, 1946

Everett Case officially becomes an NC State employee, changing the face of NC State basketball, as well as basketball in the entire Southeast.

FEBRUARY 1, 1947

Case's Red Terrors defeat North Carolina 48-46 in an overtime game at Chapel Hill, the first in a streak of 15 wins over the White Phantoms/Tar Heels.

FEBRUARY 25, 1947

The game between NC State and Duke has to be postponed when city fire officials close down Thompson gym the afternoon before the game. Desperate fans sneak in through bathroom windows, break down doors, and hide in the basement before the fire chief cancels the game.

MARCH 6-7-8, 1947

Case leads NC State to its first Southern Conference championship since 1929. Following the championship game, Case and his team perform what was an Indiana high school tradition by cutting down the nets. Cutting down the nets soon becomes a nationwide trend.

DECEMBER 2, 1947

NC State plays its first basketball game as the Wolfpack, changing its name from Red Terrors.

FEBRUARY 5, 1948

Construction on Reynolds Coliseum resumes when the final shipment of steel arrives in Raleigh. The building needs additional girders because of design changes made at the behest of Everett Case, who insists that the building's blueprints be expanded from a 9,000-seat building to more than 11,000.

DECEMBER 2, 1949

NC State plays the first game at Reynolds Coliseum (a 67-47 win over Washington & Lee), at the time the largest college basketball facility in the Southeast.



NC State played its first game in Reynolds Coliseum in 1949.

DECEMBER 28-30, 1949

The first Dixie Classic is held at Reynolds Coliseum, three days of basketball, three games a day.

MARCH 1950

The Wolfpack loses 78-73 to City College of New York in the semifinals of the NCAA Tournament. The Final Four appearance is the first for NC State.

JANUARY 24, 1953

North Carolina comes to Reynolds Coliseum in the first matchup between the two schools since Frank McGuire became the UNC head coach the previous summer. McGuire and the Tar Heels prevail in a stunning upset, 70-69. The loss ends Case's 15-game winning streak over North Carolina. McGuire begins to add fuel to the budding rivalry between himself and Case by having his players cut down the Reynolds Coliseum nets following the game.

DECEMBER 8, 1953

NC State plays Wake Forest at Gore Gymnasium on the Wake campus in the first Atlantic Coast Conference game for both schools. The Deacons upset the No. 8 Wolfpack, 81-69.

MARCH 6, 1954

NC State defeats Wake Forest in overtime, 82-80, to win the first-ever ACC Tournament and earn the ACC's bid to the NCAA Tournament.

MARCH 5, 1955

NC State captures its second straight ACC Tournament title, defeating Duke 87-77 in the finals. The Pack finishes the year 28-4, but is ineligible for the NCAA Tournament because of NCAA sanctions.

1955-56 SEASON

Vic Bubas replaces longtime Everett Case assistant Butter Anderson on the Wolfpack coaching staff.



The first basketball team in North Carolina State University history (then known as North Carolina A&M) played its first game in 1911. The Farmers lost to Wake Forest.



Raleigh's Municipal Auditorium was the first home of the Wolfpack basketball team.



Construction began on Reynolds Coliseum in 1943, but was delayed many times during World War II.



Legendary Wolfpack coach Everett Case brought the Indiana tradition of cutting down the nets after a tournament championship to NC State in 1946.

**JANUARY 18, 1956**

NC State plays on television for the first time, losing at North Carolina, 73-69.

**MARCH 1-2-3, 1956**

NC State wins its third ACC Tournament in a row, setting a record for consecutive ACC championships that was not broken until 2002.

**DECEMBER 29-31, 1958**

The strongest Dixie Classic field ever assembles at Reynolds Coliseum for a sensational shootout. Included in the field are eight players who will eventually earn All-America honors: Oscar Robertson (Cincinnati), Johnny Green (Michigan State), Don Goldstein (Louisville), Lou Pucillo (NC State), John Richter (NC State), and Lee Shaffer, York Larese and Doug Moe (North Carolina).

**MARCH 7, 1959**

Tenth-ranked NC State rips fifth-ranked North Carolina, 80-56, in the ACC Tournament championship game. The 1958 Wolfpack, one of Case's best teams, is ineligible for postseason play and finishes the season ranked No. 6 nationally with a 22-4 record.

**SUMMER 1962**

Everett Case, 62 years old and contemplating retirement, hand picks his successor by hiring Clemson head coach Press Maravich to be the Wolfpack's top assistant.

**DECEMBER 7, 1964**

Everett Case, his health failing, resigns as Wolfpack head coach two games into the 1964-65 season. Press Maravich becomes head coach.

**DECEMBER 11, 1965**

The longest game in NC State history went minutes, hours, even months longer than any other game. Due to a power outage during the December 11 contest at Wake Forest, it wasn't until February 23 that the Pack finished

the game and routed the Deacons 101-75, thus completing the longest game in ACC history.

**MARCH 4-5-6, 1965**

NC State defeats eighth-ranked Duke, 91-85, in the ACC Tournament finals. Everett Case watches the game from a seat along press row, and following the final horn, the NC State players hoist their former coach on their shoulders and have him cut the championship nets for the 11th and final time.

**APRIL 29, 1966**

Press Maravich resigns as head coach at NC State to become head coach at Louisiana State University, where his son Pete Maravich goes on to set numerous NCAA scoring records.

**APRIL 30, 1966**

Everett Case passes away at Raleigh's Rex Hospital.

**MAY 7, 1966**

A former NC State football and basketball standout in the late 1940s, 39-year-old Florida coach Norman Sloan is tabbed as the Pack's new head coach.

**MARCH 8, 1968**

NC State plays No. 10 Duke in the ACC Tournament semifinals in one of the most bizarre games in college basketball history. The smaller Wolfpack tries to pull the Blue Devils away from the basket, looking to exploit its quickness. Norm Sloan orders the Wolfpack to hold the ball at midcourt and the slowdown unfolds. Duke led at the half 4-2, then in the second half, the Wolfpack then holds the ball for more than 13 minutes without any movement from the Blue Devils defense. The slowdown tactic works as NC State prevails 12-10.

**DECEMBER 2, 1968**

Al Heartley makes his debut as the first African-American basketball player at NC State. Heartley went on to enjoy a solid three-year career and was named team captain as a senior.

**MARCH 7, 1970**

NC State wins its sixth Atlantic Coast Conference championship with a 42-39 double-overtime upset of third-ranked South Carolina in the championship game.

**APRIL 1970**

Newland, NC, native Tom Burleson signs a grant-in-aid with NC State, laying the first brick in the foundation of what is to become the ACC's greatest team ever. The 7-4 Burleson is featured on the cover of Sports Illustrated before ever playing a varsity game in college.

**SPRING, 1971**

The remaining pieces of the 1974 national championship nucleus are put in place when Coach Norm Sloan signs a brilliant recruiting class headed by 6-4 superstar-to-be David Thompson, 5-7 point guard Monte Towe, and 6-7 power forward Tim Stoddard.

**NOVEMBER 27, 1972**

David Thompson makes his collegiate debut with 33 points and 13 rebounds in a 130-53 rout of Appalachian State.

**JANUARY 14, 1973**

In the first nationally televised Super Bowl Sunday basketball matchup, No. 3 NC State defeats No. 2 Maryland, 87-85, in College Park, Md.

**MARCH 10, 1973**

NC State completes the season with a perfect 27-0 record by defeating Maryland 76-74 in the ACC Tournament's championship game. The Pack is unable to participate in the postseason due to NCAA sanctions.

**FEBRUARY 18, 1974**

For the first time in school history, NC State moves to No. 1 in the national polls.

**MARCH 9, 1974**

In the greatest game in ACC history, NC State posts a pulsating 103-100 overtime victory over Maryland in the championship game of the 1974 ACC Tournament.

**MARCH 23, 1974**

NC State ends UCLA's seven-year reign as national champions with an 80-77 double-overtime victory over the Bruins in the semifinals of the 1974 NCAA Tournament in Greensboro, NC.

**MARCH 25, 1974**

NC State wins its first national championship by defeating Marquette, 76-64, in the championship game of the 1974 NCAA Tournament.

**DECEMBER 5, 1974**

The Wolfpack matches its school record for points in a game and shatters the school mark for largest margin of victory (86 points) with a smashing 144-58 rout of Buffalo State. The blowout is fueled by David Thompson's ACC record 57 points.

**MARCH 1, 1975**

David Thompson's uniform number 44 is retired prior to the Wolfpack's 103-80 win over UNC-Charlotte in Thompson's last home game at Reynolds Coliseum. Thompson is whistled for a technical foul after slamming home a thunderous dunk, which became illegal in college basketball in 1966.

**FEBRUARY 24, 1980**

Norman Sloan confirms that he will leave NC State at the conclusion of the 1980 season to return to the University of Florida.

**MARCH 27, 1980**

NC State names Jim Valvano as its 15th head basketball coach. The glib, quick-talking New Yorker quickly captures the imagination and hearts of Wolfpack fans.

**FEBRUARY 19, 1983**

After seven consecutive losses to North Carolina, Wolfpack head coach Jim Valvano notches his first victory over Dean Smith and the third-ranked Tar Heels with a 70-63 win at Reynolds Coliseum.

**MARCH 13, 1983**

Four NC State players finish in double figures as NC State wins its ninth ACC championship with an 81-78 victory over All-America center Ralph Sampson and fourth-ranked Virginia in the ACC Tournament's championship game.

**MARCH 18, 1983**



After falling behind by six points with 70 seconds left in overtime, NC State rallies for a come-from-behind, 69-67, double-overtime victory over Pepperdine in the first round of the NCAA Tournament, the first of many miracles for the Wolfpack in the NCAA Tourney.

**MARCH 20, 1983**

Thurl Bailey's tap-in of his own missed shot caps a stirring rally in the game's final minutes and lifts NC State to a 71-70 win over UNLV in the second round of the NCAA Tournament.

**MARCH 26, 1983**

Frustrated throughout his career by heartbreaking losses to Virginia, Dereck Whittenburg gains a measure of sweet revenge by hitting 11-of-16 shots from the field for a game-high 24 points to lift NC State to a 63-62 win over the Cavaliers in the finals of the NCAA West Regionals at Ogden, UT.




The long and short of it: Tommy Burleson and Monte Towe teamed with David Thompson for a combined 57-1 record in 1973 and 1974.

David Thompson and Tommy Burleson were each featured on the cover of Sports Illustrated during their careers.



Everett Case missed his first game in 30 years in 1952, when a sinus infection kept him in Raleigh while the team played at Louisville. He is seen here listening to the radio broadcast.

The 1954 Wolfpack squad claimed the first ACC Tournament Championship, and NC State won the first three overall.



In perhaps one of the most memorable ACC Tournament games, NC State downed Duke, 12-10, in 1968 - the lowest scoring game in tournament history.

David Thompson and the Wolfpack ended Bill Walton and UCLA's streak of seven straight NCAA Tournament wins, when the Pack won the 1974 National Championship.







# 1974 NATIONAL CHAMPIONSHIP

## 1974 NCAA CHAMPIONS

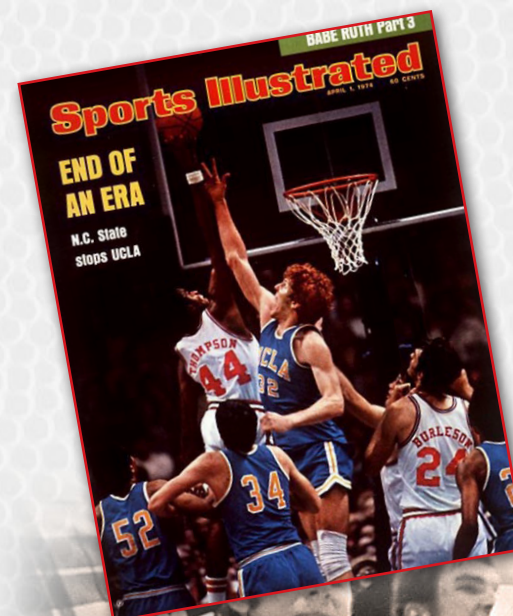
Front row (L-R): Mike Sloan (student manager), Steve Smoral, Craig Kuszmaul, Mark Moeller, Monte Towe, David Thompson, Greg Hawkins, Moe Rivers, Bruce Dayhuff.  
 Center row (L-R): Eddie Biedenbach (assistant coach), Art Musselman (assistant coach), Steve Nuce, Dwight Johnson, Jerry Hunt, Tim Stoddard, Steve Smith, Ken Gehring, Sam Esposito (assistant coach), Norm Sloan (head coach).  
 Back row (L-R): Bill Lake, Tommy Burleson, Phil Spence, Mike Buurma.



has been called one of the greatest college basketball games ever played.

The game was one for the ages, a vintage ACC heart-stopper. Maryland hit 12 of its first 14 shots and jumped to a 25-12 lead after six minutes. NC State cut the lead to 55-50 at halftime. The momentum swung back and forth several times in the second half, but the pace never slowed and the tension got tighter and tighter.

Behind the spectacular play of Burleson, the Wolfpack held a 97-93 lead with 2:12 to play, but Maryland got two clutch baskets late to tie the game at 97-97 and send it into overtime. The lead changed hands three times in the overtime, and the outcome was not settled until the final minutes.



## NC STATE 76 MARQUETTE 64

Monday, March 25 • Greensboro, N.C.

| Marquette  | MIN | FG    | FT    | REB | PF | A | TP |
|------------|-----|-------|-------|-----|----|---|----|
| Ellis      | 39  | 6-16  | 0-0   | 11  | 5  | 1 | 12 |
| Tatum      | 20  | 2-7   | 0-0   | 3   | 4  | 1 | 4  |
| Lucas      | 40  | 7-13  | 7-9   | 13  | 4  | 0 | 21 |
| Walton     | 24  | 4-10  | 0-0   | 2   | 2  | 2 | 8  |
| Washington | 36  | 3-13  | 5-8   | 4   | 3  | 0 | 11 |
| Delsman    | 5   | 0-0   | 0-0   | 0   | 2  | 0 | 0  |
| Daniels    | 17  | 1-3   | 1-2   | 0   | 3  | 2 | 3  |
| Campbell   | 12  | 2-3   | 0-0   | 1   | 3  | 0 | 4  |
| Homan      | 6   | 0-4   | 1-2   | 6   | 2  | 1 | 1  |
| Brennan    | 1   | 0-0   | 0-0   | 0   | 1  | 0 | 0  |
| Team       |     |       |       | 3   |    |   |    |
| Totals     | 200 | 25-69 | 14-21 | 43  | 29 | 7 | 64 |

FG%: 1st Half: 39.4      2nd Half: 33.3      Game: 36.2  
 FT%: 1st Half: 57.1      2nd Half: 71.4      Game: 66.7

| NC State | MIN | FG    | FT    | REB | PF | A  | TP |
|----------|-----|-------|-------|-----|----|----|----|
| Stoddard | 25  | 3-4   | 2-2   | 7   | 5  | 2  | 8  |
| Thompson | 40  | 7-12  | 7-8   | 7   | 3  | 2  | 21 |
| Burleson | 36  | 6-9   | 2-6   | 11  | 4  | 0  | 14 |
| Rivers   | 40  | 4-9   | 6-9   | 2   | 2  | 5  | 14 |
| Towe     | 37  | 5-10  | 6-7   | 3   | 1  | 2  | 16 |
| Spence   | 19  | 1-2   | 1-2   | 3   | 2  | 3  | 3  |
| Moeller  | 3   | 0-0   | 0-0   | 0   | 0  | 0  | 0  |
| Team     |     |       |       | 1   |    |    |    |
| Totals   | 200 | 26-46 | 24-34 | 34  | 17 | 14 | 76 |

FG%: 1st Half: 57.7      2nd Half: 55.0      Game: 56.5  
 FT%: 1st Half: 81.8      2nd Half: 65.2      Game: 70.0

Officials: Howell, Brown  
 Technical Fouls: McGuire (2)  
 Attendance: 15,792

## CHAMPIONS AT LAST

As the State-UCLA game approached, the anticipation continued to climb. Thousands of fans jammed Reynolds Coliseum each day to watch the Wolfpack's practices the week leading up to the Final Four, and when the two teams finally met at the Greensboro Coliseum, they played a game that not only lived up to all expectations, but easily exceeded them.

Regulation ended in a 65-65 tie, then both teams scored just two points in the first overtime. UCLA took a seven-point lead in the second overtime and appeared well on their way to advancing to their eighth consecutive national championship game, but the Wolfpack battled back. David Thompson scored four straight points to give the Pack a 78-75 lead with 34 seconds to play and NC State went on to an 80-77 win.

Two nights later, the Wolfpack won the championship, dropping Marquette 76-64 in a game most people don't even remember. The first half was tight before two technical fouls on Marquette coach Al McGuire ignited a 10-0 Wolfpack run late in the period. NC State's lead grew to as many as 19 points in the second half, and the Wolfpack cruised to its first national championship.



NC State's first national championship team, the 1973-74 Wolfpack, may have been the best basketball team ever to play in the Atlantic Coast Conference. During the 1972-73 and 1973-74 seasons, the Wolfpack went 57-1 overall, 24-0 in regular-season ACC play, and won 32 straight games against ACC teams, all conference records that still stand today.

The 1973 and 1974 Wolfpack teams had winning streaks of 29 and 28 games (extended to 36 games the following year), and culminated their two-year domination of college basketball by dethroning perennial college kingpin UCLA and winning the 1974 national championship with a 12-point victory over Marquette in the title game.

The '74 Wolfpack was led by the peerless David Thompson, three-time ACC Player of the Year and the 1975 National Player of the Year. His supporting cast included two other All-Americans, 7-4 center Tommy Burleson and 5-7 point guard Monte Towe. Future major league pitcher Tim Stoddard played power forward and perfected the alley-oop pass to Thompson, and Moe Rivers was Towe's backcourt mate. Raleigh native Phil Spence was the sixth man.

Coach Norm Sloan, recognizing the excellent chemistry on his talented team, employed a free-lance passing game with few set plays, allowing his players the freedom to create scoring opportunities and freeing himself to concentrate on late-game situations.

## THE BUILDUP TO '74

The 1972-73 Wolfpack went through the season undefeated at 27-0, but was ineligible for the NCAA Tournament because of probation. Prior to the '74 season, debate raged as to who was better, UCLA or NC State, and from the Wolfpack's perspective, it seemed that anything less than a national championship in 1974 would be a disappointment.

NC State opened the season with a pair of easy wins and was unprepared for a mid-December showdown with UCLA, losing to the Bruins, 84-66. The loss made the Pack a more determined team, and NC State went through the rest of the regular season without losing again, finishing with a 24-1 overall record.

## THE GREATEST GAME IN ACC HISTORY

The ACC featured two other top 10 teams that year – No. 4 Maryland and No. 8 North Carolina – but the Wolfpack went through the conference season unbeaten for the second year in a row.

There were no at-large bids to the NCAA Tournament in those days. The ACC Tournament champion went to the big dance; everyone else went home. As the first-place finisher in the regular season, the Wolfpack had a bye in the opening round of the tournament, blew out Virginia in the semifinals, and then downed Maryland 103-100 in overtime in what





# 1983 NATIONAL CHAMPIONSHIP

## 1983 NCAA CHAMPIONS

Front row (L-R): Alvin Battle, Thurl Bailey, Sidney Lowe, Dereck Whittenburg, Quinton Leonard, Harold Thompson.  
 Center row (L-R): George McClain, Walt Densmore, Walter (Dinky) Proctor, Cozell McQueen, Lorenzo Charles, Mike Warren, Terry Gannon, Ernie Myers.  
 Back row (L-R): Craig Sink (manager), Gary Bryant (manager), Ed McLean (assistant coach), Ray Martin (assistant coach), Jim Valvano (head coach), Tom Abatemarco (assistant coach), Max Perry (graduate assistant), Steve Whitt (manager), Jim Rehbock (trainer).



NC State's second national championship was as unexpected as its first was anticipated. The 1983 Wolfpack, head coach Jim Valvano's third NC State team, was a veteran unit with a gifted backcourt in seniors Sidney Lowe and Dereck Whittenburg, and an All-America candidate at forward in senior Thurl Bailey. Although expectations were high that NC State could return to national prominence in 1983, few expected anyone from the ACC other than Virginia and North Carolina to contend for the national championship.

The Wolfpack, coming off a 22-10 season the year before, got off to a strong start, winning seven of its first nine games, heading into a January 12 game at Reynolds against Virginia, which had won five straight from the Wolfpack.

The season turned when Whittenburg, who had scored 27 first-half points and led the Pack to a 16-point lead late in the first half against the Cavaliers, broke his right foot when he landed wrong on the foot of a UVa player early in the second half. Not only did the Wolfpack let a big lead slip away and absorb its sixth consecutive loss to the Cavaliers, but team doctors informed Valvano after the game that Whittenburg was lost for the season.

Following Whittenburg's injury, NC State lost three of its first four games. Then, the tide began to turn. The Wolfpack won eight of its next 10 and began to pull back together as a unit. At 16-8 with three regular-season games remaining, things were looking up

again. Whittenburg, recovering faster than expected, was cleared to return to the lineup.

He reappeared against the Cavaliers in Charlottesville, and though the Wolfpack lost, the season began to turn again. The Pack finished the regular season 17-10 following a 130-89 win over Wake Forest in the final game.

### SURVIVE AND ADVANCE

Throughout the postseason, Valvano implored his team to stay close every game and put itself in a position to win at the end. "Survive and advance," Valvano would say, and the Wolfpack took his words to heart with last-minute wins over Wake Forest, North Carolina and Virginia to capture the ACC Tournament title.

The Pack was sent to Corvallis, Ore., for the NCAA West Regionals and a first-round date against Pepperdine. NC State missed its first 12 shots from the field against the Waves, but recovered and managed to force a 47-47 tie at the end of regulation. After Pepperdine built a six-point cushion with less than a minute to play in the first overtime period, it appeared the Wolfpack's season was slipping away.

Miraculously, the Wolfpack was able to cut the lead to two after Dane Suttle, an 84 percent free-throw shooter, missed the front ends of two one-and-ones. After Dereck Whittenburg missed a free throw, Cozell McQueen grabbed the rebound and threw in an incredible off-balance shot from eight feet to send

the game into double overtime. NC State went on to a 69-67 victory in the second overtime, and the push toward Albuquerque had begun.

Sixth-ranked UNLV was up next, and after falling behind 52-40 with 11:40 to play, the Wolfpack went on a run. Bailey hit a jumper with 37 seconds left to cut the lead to 70-69, and after Vegas missed the front end of a one-and-one, he was able to hit a fadeaway bank shot with four seconds to play for a 71-70 win.

NC State cruised to a 75-56 win over Utah in the regional semifinal matchup, setting up another meeting with Virginia in the regional finals. Against the Wahoons, Whittenburg continued his sparkling long-range bombing, and the Pack stayed close throughout. Virginia owned a 62-61 lead, when Sampson fouled Lorenzo Charles with 23 seconds remaining. Charles made both free throws, and the Pack was headed to the Final Four.

### THE FINAL FOUR

Houston vs. Louisville was the headliner game in the first round of the Final Four, a game most people said would really decide the national championship. But while much of the basketball world awaited the Cougars and Cardinals, Jim Valvano and his Wolfpack came to Albuquerque and stole the show, on and off the court.

Valvano, glib and mercurial on his feet, immediately stole the media spotlight, taking the pressure off his team, which faced 18th-ranked Georgia in the other semifinal matchup. The Wolfpack smoked the Bulldogs, building an 18-point lead with less than five minutes to play before hanging on for a 67-60 win that sent NC State into its second national championship game in nine years.

When Houston destroyed Louisville in the other semifinal game, the NC State-Houston game was viewed as a major mismatch by the national media, though the Wolfpack had won four games against top 10 teams (North Carolina, Virginia twice, and UNLV) in the month of March.

Houston hoped to control the game with its superior front line, led by All-Americans Hakeem Olajuwon and Clyde Drexler. The Wolfpack game plan was simple - control the tempo with its peerless guard play. Lowe played all 40 minutes, scored eight points, had eight assists, five steals and no turnovers. He dominated the game from the backcourt. Whittenburg played 39 outstanding minutes, hit six long-range bombs, scored 14 points and had five rebounds. Bailey and McQueen, meanwhile, helped tighten the defense on Olajuwon. Bailey delivered 15 points and five rebounds, and McQueen added four points and 12 rebounds.

The Pack forced the action in the first half and held a 33-25 lead at halftime, but Houston charged back after intermission and took 42-35 advantage following a 17-2 run. The Pack was once again searching for a miracle.

Turnovers and several missed free throws allowed the Wolfpack to tie the game at 52-52 with 1:59 to play, and after Houston missed the front end of a one-and-one with 1:05 to play, NC State worked the clock to the 44-second mark and called a timeout.

Valvano wanted to hold the ball until 10 seconds remained, and then have Lowe penetrate in hopes of creating a shot. Instead, State wound up with Whittenburg launching a wild shot from 30 feet. When the shot came up short, Charles was there to grab

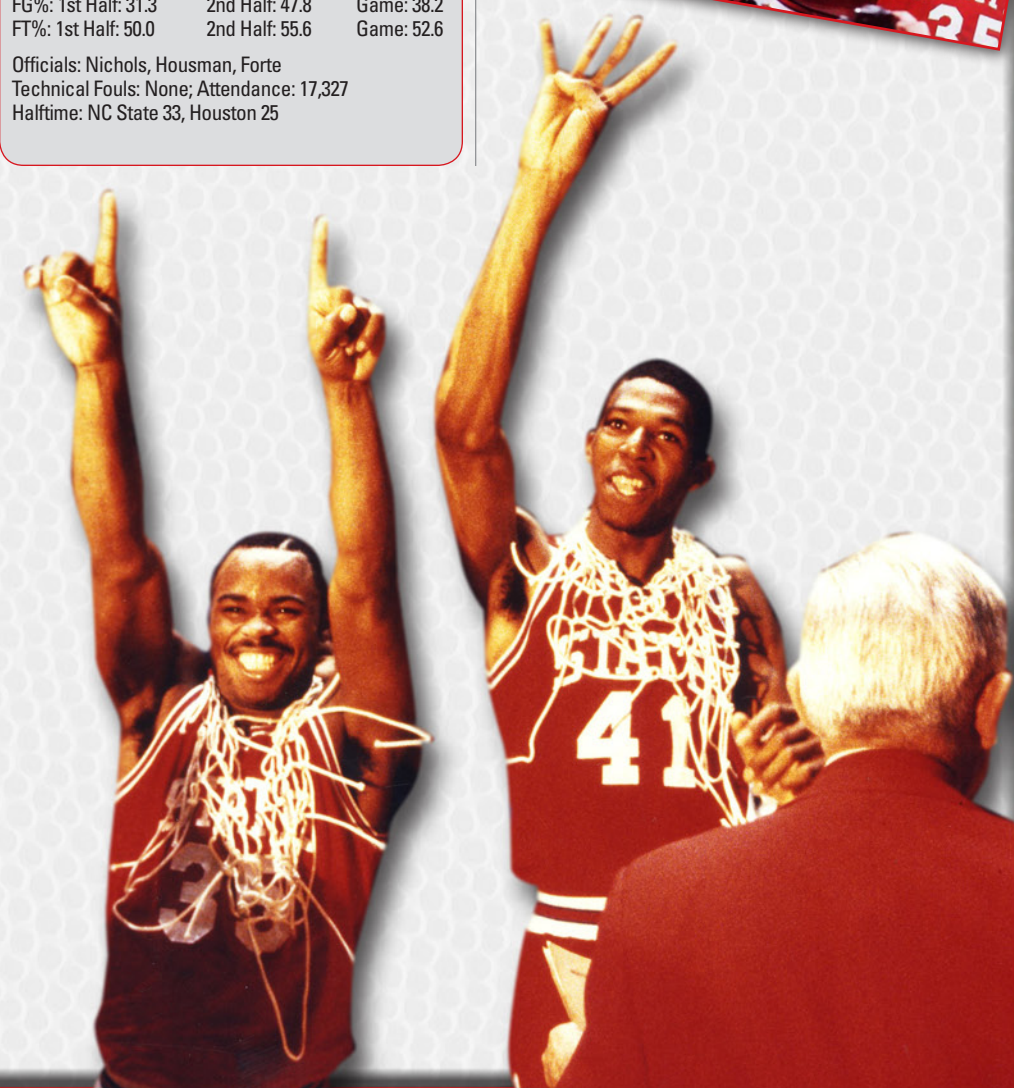
## NC STATE 54 HOUSTON 52

Monday, April 4 • Albuquerque, N.M.

| NC State                                  | MIN | FG             | FT    | REB        | PF | A  | TP |
|---|-----|----------------|-------|------------|----|----|----|
| Bailey                                    | 39  | 7-16           | 1-2   | 5          | 1  | 0  | 15 |
| Charles                                   | 25  | 2-7            | 0-0   | 7          | 2  | 0  | 4  |
| McQueen                                   | 34  | 1-5            | 2-2   | 12         | 4  | 1  | 4  |
| Whittenburg                               | 39  | 6-17           | 2-2   | 5          | 3  | 1  | 14 |
| Lowe                                      | 40  | 4-9            | 0-1   | 0          | 2  | 8  | 8  |
| Battle                                    | 4   | 0-1            | 2-2   | 1          | 1  | 1  | 2  |
| Gannon                                    | 18  | 3-4            | 1-2   | 1          | 3  | 2  | 7  |
| Myers                                     | 1   | 0-0            | 0-0   | 1          | 0  | 0  | 0  |
| Team                                      |     |                |       | 2          |    |    |    |
| Totals                                    | 200 | 23-59          | 8-11  | 34         | 16 | 13 | 54 |
| FG%: 1st Half: 39.4                       |     | 2nd Half: 38.5 |       | Game: 39.0 |    |    |    |
| FT%: 1st Half: 77.8                       |     | 2nd Half: 50.0 |       | Game: 72.7 |    |    |    |
| Houston                                   | MIN | FG             | FT    | REB        | PF | A  | TP |
| Drexler                                   | 25  | 1-5            | 2-2   | 2          | 4  | 0  | 4  |
| Micheaus                                  | 18  | 2-6            | 0-0   | 6          | 1  | 0  | 4  |
| Olajuwon                                  | 38  | 7-15           | 6-7   | 18         | 1  | 1  | 20 |
| Franklin                                  | 35  | 2-6            | 0-1   | 0          | 0  | 3  | 4  |
| Young                                     | 30  | 3-10           | 0-4   | 8          | 0  | 1  | 6  |
| Anders                                    | 17  | 4-9            | 2-5   | 2          | 2  | 1  | 10 |
| Cettys                                    | 20  | 2-2            | 0-0   | 2          | 3  | 2  | 4  |
| Rose                                      | 7   | 0-1            | 0-0   | 1          | 2  | 0  | 0  |
| Williams                                  | 10  | 0-1            | 0-0   | 4          | 3  | 1  | 0  |
| Team                                      |     |                |       | 1          |    |    |    |
| Totals                                    | 200 | 21-55          | 10-19 | 44         | 16 | 9  | 52 |
| FG%: 1st Half: 31.3                       |     | 2nd Half: 47.8 |       | Game: 38.2 |    |    |    |
| FT%: 1st Half: 50.0                       |     | 2nd Half: 55.6 |       | Game: 52.6 |    |    |    |
| Officials: Nichols, Housman, Forte        |     |                |       |            |    |    |    |
| Technical Fouls: None; Attendance: 17,327 |     |                |       |            |    |    |    |
| Halftime: NC State 33, Houston 25         |     |                |       |            |    |    |    |

the rebound and slam it home as time expired to give the Wolfpack a 54-52 win and its second national championship.

For the second time in less than a decade, the state of North Carolina celebrated a Wolfpack national championship, and this time, the entire country was captivated, thanks to the charismatic Valvano and the manner in which his determined team of underdogs slayed one Goliath after another in the month of March.





Although NC State won national titles in 1974 and 1983, those were not the only times the Wolfpack advanced all the way to the Final Four at the NCAA Tournament. NC State reached the Final Four for the first time in school history during the 1950 NCAA Tournament.


NC State won third place honors that season. Back then there was a third place game between the two non-advancing teams from the semifinals. The Pack started off its run to the Final Four with an 87-74 win over Holy Cross in the regional semifinal. In the Regional Finals the next day, the Pack lost of the City College of New York, 78-73. NC State recovered and downed Baylor in the national consolation game, 53-41.

The 1950 squad was full of stars that season: Sam Ranzino, Dick Dickey, Vic Bubas and Paul Horvath just to name a few. Bubas, Dickey and Ranzino were all named All-ACC first-team selections, and Ranzino was named the MVP of the ACC Tournament.

The 1950 team won both the ACC regular season and ACC Tournament titles, and ended the season with a 27-6 record.



Sam Ranzino was named MVP of the 1950 ACC Tournament, and helped the Pack advance to its first Final Four.



**1954 ACC CHAMPIONS**  
Front row (L-R): Phil DiNardo, John Maglio, Ronnie Scheffel, Dick Tyler, Herb Applebaum, David Kelley, Jim Stevenson  
Center row: Bobby Adams, Doug Kincaid, David Gotkin, Mel Thompson, Vic Molodet, Bob Schrubbe  
Back row: Cliff Hafer, Nick Pond, Bob Seitz, Cliff Dwyer, Ronnie Shavlik, Lou Dickman



**1955 ACC CHAMPIONS**  
Front row (L-R): Bucky Waters, Ronnie Scheffel, David Gotkin, John Maglio, Vic Molodet  
Center row: Gerald Prince, Lou Dickman, Cliff Hafer, Nick Pond, George Stepanovich  
Back row: Phil DiNardo, Cliff Dwyer, Bob Seitz, Ronnie Shavlik, Mike Miles



**1956 ACC CHAMPIONS**  
Front row (L-R): Bucky Waters, John Maglio, Vic Molodet, Marvin Kessler  
Center row: Mike Miles, Ronnie Shavlik, Bob Seitz, Lou Dickman  
Back row: Nick Pond, George Stepanovich, Phil DiNardo, Cliff Hafer, Tom Hopper



**1959 ACC CHAMPIONS**  
Front row (L-R): Dan Englehardt, Mark Reiner, Lou Pucillo, Bob McCann, Dick Culler  
Center row: Everett Case (head coach), Stan Niewierowski, Bob MacGillivray, Bruce Hoadley, Don Gallagher, Jon Ed Simbeck, Vic Bubas (assistant coach)  
Back row: George Stepanovich, Bob DiStefano, Larry Ranta, John Richter, Harold Atkins



**1965 ACC CHAMPIONS**  
Front row (L-R): Press Maravich (head coach), Harold Keating (head trainer), Eddie Biedenbach, Larry Lakins, Billy Moffitt, Charlie Bryant (assistant coach)  
Center row: Frank Weedon (sports info. director), Pete Coker, Tom Mattocks, Sam Gealy, Larry Worsley  
Back row: Hal Blondeau, Ray Hodgdon, Gary Taylor, Jerry Moore, Gary Hale



**1970 ACC CHAMPIONS**  
Front row (L-R): Jim Risinger, Vann Williford, Norman Sloan (head coach), Rick Anheuser, Al Heartley  
Center row: Charlie Bryant (assistant coach), Joe Dunning, Ed Leftwich, Sam Esposito (assistant coach)  
Back row: Dan Wells, Rennie Lovisa, Paul Coder, Doug Tilley



**1973 ACC CHAMPIONS**  
Front row (L-R): Craig Kuszmaul, Greg Hawkins, Monte Towe, Joe Cafferky, Rick Holdt, David Thompson, Steve Smoral, Mark Moeller


Back row: Eddie Biedenbach (assistant coach), Art Musselman (assistant coach), Jerry Hunt, Steve Nuce, Tim Stoddard, Tommy Burleson, Steve Smith, Mike Dempsey, Leo Campbell, Norman Sloan (head coach), Sam Esposito (assistant coach).



**1974 ACC CHAMPIONS**  
Front row (L-R): Mike Sloan (student manager), Steve Smoral, Craig Kuszmaul, Mark Moeller, Monte Towe, David Thompson, Greg Hawkins, Moe Rivers, Bruce Dayhuff.  
Center row (L-R): Eddie Biedenbach (assistant coach), Art Musselman (assistant coach), Steve Nuce, Dwight Johnson, Jerry Hunt, Tim Stoddard, Steve Smith, Ken Gehring, Sam Esposito (assistant coach), Norm Sloan (head coach).  
Back row (L-R): Bill Lake, Tommy Burleson, Phil Spence, Mike Buurma.



**1983 ACC CHAMPIONS**  
Front row (L-R): Alvin Battle, Thurl Bailey, Sidney Lowe, Dereck Whittenburg, Quinton Leonard, Harold Thompson.  
Center row (L-R): George McClain, Walt Densmore, Walter (Dinky) Proctor, Cozell McQueen, Lorenzo Charles, Mike Warren, Terry Gannon, Ernie Myers.  
Back row (L-R): Craig Sink (manager), Gary Bryant (manager), Ed McLean (assistant coach), Ray Martin (assistant coach), Jim Valvano (head coach), Tom Abatemarco (assistant coach), Max Perry (graduate assistant), Steve Whitt (manager), Jim Rehbock (trainer).



**1987 ACC CHAMPIONS**  
Front row (L-R): Bennie Bolton, Vinny Del Negro, Kenny Drummond, Kelsey Weems, Quentin Jackson, Walker Lambiotte, Kenny Poston, Brian Howard  
Back row: Dick Stewart (assistant coach), Ernie Myers (student assistant coach), Jim Valvano (head coach), Chucky Brown, Mike Giomi, Charles Shackelford, Tevin Binns, Avie Lester, Andy Kennedy, Ed McLean (assistant coach), Ray Martin (assistant coach), Jim Rehbock (head trainer)






# DAVID THOMPSON

There is no absolute method of measuring the overall ability of an athlete but David O'Neal Thompson, who wore the Red and White NC State basketball uniform for four years, came as close to perfection during his Wolfpack career as would seem humanly possible. When he had completed his final game for the Pack he indeed had attained legendary status.

Fans will continue to follow the Wolfpack in the future, but it is doubtful if they will ever again be privileged to see an athlete display the style, the grace and the basketball wizardry of a David Thompson. He seemed to be all things to all fans. To the opposition he was Superman. To the sportsman he was incredible. To the countless thousands of youngsters who admired his feats he was a talented friend.

Thompson grew up in a cinder block home on a dirt road in Boiling Springs, N.C. He was the youngest of Vellie and Ida Thompson's 11 children, and he spent most of his free time as a child on the family's dirt basketball court in the backyard. It wasn't uncommon for the youngster to play basketball for six hours a day, and he frequently aimed the burning headlights of his father's car onto the family's court at night.



After a lengthy recruiting battle, Thompson chose NC State over North Carolina. Freshmen were ineligible for varsity competition in 1971-72, so Thompson had to be content with averaging 35.6 points and 8.1 rebounds for the Wolfpack freshman team. During his freshman campaign, one ACC coach recognized his incredible talent and called him "the best player in the conference," even though he had yet to play against the league's top performers.

When he was an 18-year-old sophomore, Thompson shredded the league for 24.7 points and 8.1 rebounds per game, earning his first ACC Player of the Year trophy, and became the youngest AP first-team All-America ever. Following his debut season, the 6-4, 190-pounder with a 42-inch vertical leap, Thompson turned down a \$1.5 million contract offer from the ABA's Kentucky Colonel's to remain with the Wolfpack.

Thompson's ascension on the national — and international — level was completed when he led the United States to a gold medal at the 1973 World University Games in Moscow. During the games, Thompson perfected the "alley-oop" move which would become his trademark.

As a junior, Thompson led the Wolfpack to the 1974 NCAA champion-

ship while contributing 26.0 points and 7.9 rebounds per outing. He earned his second consecutive ACC Player of the Year award, and was tabbed as the AP National Player of the Year. Once again, the professional ranks came calling, but Thompson turned down a \$2 million offer from the Philadelphia 76ers to return for his final season.

His final campaign was almost anticlimactic. He netted a school-record 29.9 points per game and added 8.2 rebounds per contest. He fired in an ACC-record 57 points in the Pack's early-season win over Buffalo State. Thompson left NC State with an unprecedented third ACC Player of the Year trophy, and he was the AP and UPI National Player of the Year.

David's stay at NC State will long be remembered — quite possibly forever. He was that kind of athlete. And it was only fitting that his uniform number 44 was retired at his final home game. Honors flowed his way in bunches. Others — the intangibles — simply cannot be recorded. But those who knew him or saw him play realized what they were. These things, in addition to his super talent, made David Thompson something special.

Thompson made the commitment to come back and finish his degree, graduating from NC State with a degree in sociology in December 2003.



### THOMPSON'S CAREER STATS

| Year          | G  | FGM-FGA  | Pct. | FTM-FTA | Pct. | Reb. | Avg. | Pts. | Avg. | High |
|---------------|----|----------|------|---------|------|------|------|------|------|------|
| 1973          | 27 | 267-469  | .569 | 132-160 | .825 | 220  | 8.1  | 666  | 24.7 | 40   |
| 1974          | 31 | 325-594  | .547 | 155-208 | .745 | 245  | 7.9  | 805  | 26.0 | 41   |
| 1975          | 28 | 347-635  | .546 | 144-197 | .731 | 229  | 8.2  | 838  | 29.9 | 57   |
| Totals        | 86 | 939-1698 | .553 | 431-565 | .763 | 694  | 8.1  | 2309 | 26.8 | 57   |
| Freshman Year |    |          |      |         |      |      |      |      |      |      |
| 1972          | 16 | 214-386  | .554 | 141-179 | .788 | 217  | 13.6 | 569  | 35.6 | 54   |



seemed in command of the situation ... Ranks 11th in school history with 350 career assists.

Year GP FG-FGA Pct FT-FTA Pct Reb-Avg PF-FO A Pts Avg




KENNY CARR

6-8, FORWARD WASHINGTON, DC PLAYED: 1974-77

All-American: 1976 - Citizens Savings Foundation (1st), The Sporting News (1st), UPI (3rd); 1977 - The Sporting News (1st), AP (HM)

One of the finest all-around players in NC State history ... Ranked sixth in career scoring and 11th in rebounding in school record books ... Was a member of the gold-medal winning USA Olympic team in 1976 ... Led the ACC in scoring as a sophomore (26.6 ppg) and junior (21.0 ppg) ... Was a first-team All-ACC selection as a sophomore and junior ... Named to the All-ACC Tournament team twice ... As a sophomore, recorded games of 44 and 45 points against Duke, and also 40 against Western Kentucky that season ... Was the sixth overall selection in the 1977 NBA draft.

Year G FG-FGA Pct FT-FTA Pct Reb-Avg A Pts Avg



HAWKEYE WHITNEY


6-6, FORWARD WASHINGTON, DC PLAYED: 1977-80

All-American: 1980 - USBWA (1st), AP (HM)

The only player to place in the top 10 of the ACC's five major statistical categories in 1979 ... Led the Wolfpack in scoring for three seasons, one of just three NC State players to accomplish that feat ... Earned first-team All-ACC honors in 1979 and '80 ... Ranks in the top five in Wolfpack history in scoring and field goals made ... Also eighth in career steals ...

Is the only player in school history to be named the ACC Rookie of the Year ... Was the District Player of the Year in 1980 ... Was the 16th overall selection in the first round of the 1980 NBA draft by the then-Kansas City Kings.

Year G FG-FGA Pct FT-FTA Pct Reb-Avg A BS S Pts Avg




LORENZO CHARLES

6-7, FORWARD BROOKLYN, NY PLAYED: 1982-85

All-American: 1984 - AP (3rd), UPI (HM)

Will always be remembered as the man who made the dunk that gave NC State the 1983 national championship ... Earned first-team All-ACC honors in 1984 and '85 ... Named to the NCAA All-Regional team in 1983 and '85 ... Ranks in the top 20 in school history in points and rebounds with 1,535 points and 730 caroms ... Averaged 18.1 ppg as a senior and 18.0 ppg as a junior.

Year G-GS Min FG-FGA Pct FT-FTA Pct Reb-Avg A BS S Pts Avg




TERRY GANNON

6-1, GUARD JOLIET, IL PLAYED: 1982-85

Academic All-American: 1984 - GTE/COSIDA; 1985 - GTE/COSIDA

One of the most celebrated student-athletes in NC State history ... Was the winner of the Alumni Athletics Trophy, the H.C. Kennett Award, the Jon Speaks Award and a two-time CoSIDA Academic All-American ... Was awarded a prestigious NCAA postgraduate scholarship ... Averaged 7.1 points per game for his career, and still ranks as the school's best three-point (58.9 percent) and free-throw shooter (85.4 percent).

Year GP-GS Min Avg FG-FGA Pct FT-FTA Pct Reb-Avg PF-FO A TO Blk Stl Pts Avg



CHRIS CORCHIANI


6-1, GUARD MIAMI, FL PLAYED: 1988-91

All-American: 1990 - The Sporting News (HM); 1991 - NABC (3rd), UPI (HM)

Finished his career as the NCAA's career leader in assists with 1,038, becoming the first player in NCAA history to break the 1,000 assist plateau ... Named second-team All-ACC in 1989 and 1991 ... Averaged 9.6 assists per game as a senior ... Equaled the ACC single-game assist record when he handed out 20

during NC State's 114-91 win over Maryland ... Was the third player in NCAA history to average over 8.0 assists for his career ... Is third in ACC history with 328 career steals ... Was an honorable mention All-America by The Sporting News in 1990.

Year G-GS Min FG-FGA Pct 3P-3PA Pct FT-FTA Pct Reb-Avg A BS S Pts Avg



RODNEY MONROE


6-3, GUARD HAGERSTOWN, MD PLAYED: 1988-91

All-American: 1990 - AP (HM), The Sporting News (HM); 1991 - Basketball Weekly (1st), The Sporting News (1st), UPI (2nd), NABC (2nd), Basketball Times (3rd), AP (3rd)

The all-time leading scorer in school history with 2,551 career points ... Selected as the ACC's Player of the Year in 1991 ... A first-team All-ACC selection in 1989 and 1991 ... Led the ACC in scoring and was seventh nationally as a

senior, averaging 27.0 ppg ... Made the All-ACC Tournament squad in 1988 and 1991 ... Had a career-high 48 points, including 31 in the second half, to lead the Pack back from a 15-point deficit to defeat Georgia Tech in 1991 ... Led the ACC and set an NC State single-season record by shooting 88.5 percent from the line in 1991 ... As a sophomore, was absolutely phenomenal in the Pack's win over Iowa in the NCAA tournament, scoring 40 points ... Was an honorable mention All-America by The Sporting News and AP in 1990.

Year G-GS Min FG-FGA Pct 3P-3PA Pct FT-FTA Pct Reb-Avg A BS S Pts Avg



TOM GUGLIOTTA


6-10, FORWARD HUNTINGTON STATION, NY PLAYED: 1989-92

All-American: 1992 - Basketball Times (3rd), NABC (3rd), Scripps-Howard (HM)

Made dramatic improvement from his freshman year to his final campaign at NC State ... Went from averaging 2.7 points and 1.7 rebounds as a freshman to earning All-ACC honors as a junior and senior ... As a senior he finished No. 2 in the ACC in scoring (22.5), first in rebounding (9.8) and first in three-pointers

per game (3.1) ... Was unstoppable in the Pack's 99-88 win over North Carolina as a senior, scoring his career high 36 points by nailing 11-of-17 field goals, including 8-of-14 from three-point range ... Ranks among the top 15 in school history in nearly every statistical category, evidence of his outstanding all-around game.

Year G-GS Min FG-FGA Pct 3P-3PA Pct FT-FTA Pct Reb-Avg A BS S Pts Avg



TODD FULLER


6-10, CENTER CHARLOTTE, NC PLAYED: 1993-96

All-American: 1996 - AP (HM) Academic All-American: 1995 - GTE/COSIDA, 1996 - GTE/COSIDA

Was one of the country's premier student-athletes ... Named a GTE/CoSIDA first-team Academic All-American as a junior and senior ... Was named the 1996 Payne Webber Scholar-Athlete of the Year after sporting a GPA of 3.97 ... Was a member of NC State's

first Phi Beta Kappa class ... Also excelled on the court, earning All-ACC honors three times ... Was a unanimous first-team All-ACC selection as a senior, leading the ACC in scoring (20.9 ppg) and was second in rebounding (9.9 per game) ... Ranks 11th in school history in scoring (1,589), sixth in rebounding (887), and fourth in blocked shots (147) ... A 1996 NBA lottery pick by the Golden State Warriors (11th overall).

Year G-GS Min FG-FGA Pct 3P-3PA Pct FT-FTA Pct Reb-Avg A BS S Pts Avg



JULIUS HODGE

6-7, FORWARD/GUARD HARLEM, N.Y. PLAYED: 2002-2005

All-American: 2004 - Sporting News (1st); espn.com (1st); College Insider (1st); AP (2nd); USBWA (2nd); NABC (2nd)

As a junior, was a consensus second-team All-American, he was a first-team choice by The Sporting News, ESPN.com and collegeinsider.com and was a second-team choice of the Associated, the NABC and the U.S. Basketball Writers Association all during his junior season


... The 2004 ACC Player-of-the-Year ... A first-team All-ACC choice as both a sophomore and junior ... Named ACC Player of the Week twice during the year ... Led the ACC in field goal percentage at 50.7%, and was second in scoring with 18.2 points an outing ... Led the ACC with his 192 free throw attempts and 159 made free throws ... Finished his career ranked third in school history in scoring, first in minutes played ... Selected No. 20 overall by the Denver Nuggets in 2005.

Year G-GS Min FG-FGA Pct 3P-3PA Pct FT-FTA Pct Reb-Avg A BS S Pts Avg



# HONORED JERSEYS

Honoring jerseys is a symbolic act of the highest degree of recognition, honor and appreciation for athletic performance that the university can bestow. Only one jersey has actually been retired, the number 44, worn by the great David Thompson.



## DICK DICKEY

6-1 • Forward  
Alexandria, IN  
Played: 1947-50

One of only three NC State players to earn All-America honors three times ... The only four-time all-conference selection in school history ... Led the Wolfpack to four straight Southern Conference titles ... Named to the 1950 NCAA Final Four all-tournament team ... Following his NC State career, became the first Wolfpack player drafted by the NBA, going to the Boston Celtics in 1950.



## SAMMY RANZINO

6-2 • Forward  
Gary, IN  
Played: 1948-51


Joins David Thompson and Dick Dickey as one of only three NC State players to earn All-America honors three times ... A consensus first-team All-America as a senior ... Scored 1,967 points during his Wolfpack career – a record that stood until 1975, when David Thompson finished with 2,309 ... Helped NC State win four consecutive Southern Conference titles and two Dixie Classic titles ... Was the Southern Conference's Most Outstanding Player in 1950.



## BOBBY SPEIGHT

6-8, Forward  
Raleigh, NC  
Played: 1951-53

Earned All-Southern Conference honors in 1952 and 1953 and led his team to two league titles ... Was just the third NC State player to score more than 500 points in a season.



## RONNIE SHAVLIK

6-8 • Center  
Denver, CO  
Played: 1954-56


The all-time leading rebounder in NC State history with 1,598 career boards ... Led NC State to three ACC titles in each of his three varsity seasons ... Averaged a staggering 19.5 rebounds as a senior ... Set the school record with 35 caroms against Villanova in 1955, while also adding 49 points ... Named the Dixie Classic MVP in 1954 and 1955 ... Named the ACC Player of the Year in 1956 and first-team All-ACC in 1955 and 1956.



## VIC MOLODET

5-11 • Guard  
E. Chicago, IN  
Played: 1954-56

Teamed with Ronnie Shavlik to lead the Wolfpack to three-straight ACC Championships, beginning with the first-ever ACC Tournament in 1954 ... Earned All-ACC honors in 1955 and 1956.



## JOHN RICHTER

6-8 • Center  
Philadelphia, PA  
Played: 1957-59


A second-team All-ACC selection in 1957 and 1958, while earning first-team honors in 1959 ... Earned All-ACC Tournament honors in 1959 ... A first-round pick of the Boston Celtics in the 1959 NBA draft.



## TOMMY BURLESON

7-4 • Center  
Newland, NC  
Played: 1972-74

Three-time All-ACC selection ... Two-time recipient of the Everett Case Award ... Led the ACC as a sophomore and junior in rebounding with 365 and 324 respectively ... Competed with David Thompson on the United States team which won the World University Games title in Moscow in 1973 ... Drafted third overall by the Seattle SuperSonics, playing for them four years ... Had stints with the Kansas City Kings and Atlanta Hawks before retiring in 1981.



## LOU PUCILLO

5-9 • Guard  
Philadelphia, PA  
Played: 1957-59


The ACC Player of the Year in 1959 after leading NC State to the ACC title ... Also the ACC's Athlete of the Year in 1959 ... Named first-team All-ACC in 1958 and 1959.



## DAVID THOMPSON

6-4 • Forward  
Boiling Springs, N.C.  
Played: 1973-75

Led the Wolfpack to the 1974 NCAA title and was a two-time national player of the year ... Helped NC State earn two ACC titles ... Still holds the school record for points in a game (57) and in a season (838) and for season and career scoring average (29.9 and 26.8 respectively)... Named to the All-Tournament team in every tournament he ever played in... Inducted to the Basketball Hall of Fame in 1996.



## KENNY CARR

6-8 • Forward  
Washington, DC  
Played: 1974-77

Two-time All-ACC, and twice named to the ACC all-tournament team ... Member of the gold-medal winning 1976 USA Olympic Squad ... Drafted sixth overall to the LA Lakers and spent 10 years in the NBA, playing with four different teams.






**VANN WILLIFORD**

**6-6 • Forward  
Fayetteville, N.C.  
Played: 1968-70**

AAAn All ACC performer in 1969 and 1970 ... Led the ACC in field goal percentage (57.3) in 1967-68 ... Led the Wolfpack to the 1970 ACC Championship and was an All-ACC Tournament First-Team member, including being named MVP of the tournament in 1970 ... The H.C. Kennett Award winner in 1969 and named Outstanding All-Around Student-Athlete Of The Year at NC State ... Drafted in the fourth round of the ABA draft by the Carolina Cougars.



**VINNY DEL NEGRO**

**6-5 • Guard  
Springfield, Mass.  
Played: 1985-88**

Earned first-team All-ACC honors for his performance as a senior ... Won the Alumni Athletic Trophy, an award presented to an outstanding senior athlete as voted upon by the student body ... Earned the Everett Case Award for his MVP performance in the ACC Tournament ... Drafted 29th overall by the Sacramento Kings ... Spent 14 years as a professional basketball player, splitting time with the NBA and Italian professional league ... Now is the head coach of the Los Angeles Clippers, after previously coaching the Chicago Bulls.



**DERECK WHITTENBURG**

**6-1 • Guard  
Glenarden, Md.  
Played: 1980-83**


Noted for a wild, 30-foot shot in the final seconds of the 1983 National Championship game, which was rebounded by Lorenzo Charles and dunked to win 54-52 over Houston ... One of three Wolfpack athletes named to the 1983 ACC all-tournament, All-NCAA Regional and All-NCAA Finals teams ... Named to the All-ACC second team as a junior ... Drafted in the third round of the 1983 draft by the Phoenix Suns ... Was previously the head coach at Fordham University.



**CHRIS CORCHIANI**

**6-1 • Guard  
Miami, Fla.  
Played: 1988-91**


Finished his career as the NCAA's career leader in assists with 1,038, becoming the first player in NCAA history to break the 1,000 assist plateau ... Named second-team All-ACC in 1989 and 1991 ... Equaled the ACC single-game assist record when he handed out 20 during NC State's 114-91 win over Maryland ... Was the third player in NCAA history to average over 8.0 assists for his career ... Is second in ACC history with 328 career steals ... Was an honorable mention All-America by The Sporting News in 1990.



**NATE MCMILLAN**

**6-5 • Guard  
Raleigh, NC  
Played: 1985-86**

Led NC State to the Elite Eight in the 1986 NCAA Tournament ... Picked 30th overall (second round) by the Seattle Supersonics in the 1986 draft ... Played 12 seasons with the Supersonics and tops the list as the franchise's all-time leader in steals with 1,675 and assists with 5,398 ... Now is the head coach of the Portland Trailblazers, after previously coaching the Seattle Supersonics.



**MONTE TOWE**

**5-7 • Guard  
Converse, Ind.  
Played: 1973-75**

Led the team in assists for three consecutive years ... Earned All-ACC honors in 1974 ... Named to the all-tournament team in the Sugar Bowl, Eastern Regionals and the NCAA Finals 1974 ... Quarterbacked NC State to a perfect season in 1973, and led the team to a three-year record of 79-7 under coach Norm Sloan, including two ACC Championships and a National Title ... Chosen in the third round by the Denver Nuggets in the 1975 ABA draft, and played with fellow Wolfpacker David Thompson for two seasons ... Now in his fifth season as NC State's associate head coach, after being the head men's basketball coach at the University of New Orleans.



**RODNEY MONROE**

**6-3 • Guard  
Hagerstown, Md.  
Played: 1988-91**


The all-time leading scorer in school history with 2,551 career points ... Selected as the ACC's Player of the Year in 1991 ... A first-team All-ACC selection in 1989 and 1991 ... Led the ACC in scoring and was seventh nationally as a senior, averaging 27.0 ppg ... Made the All-ACC Tournament squad in 1988 and 1991 ... Led the ACC and set an NC State single-season record by shooting 88.5 percent from the line in 1991 ... An honorable mention All-America by The Sporting News and AP in 1990.



**TOM GUGLIOTTA**

**6-10 • Forward  
Huntington Station, N.Y.  
Played: 1989-92**

Made dramatic improvement from his freshman year to his final campaign at NC State ... Went from averaging 2.7 points and 1.7 rebounds as a freshman to earning All-ACC honors as a junior and senior ... As a senior he finished No. 2 in the ACC in scoring (22.5), first in rebounding (9.8) and first in three-pointers per game (3.1) ... Was unstoppable in the Pack's 99-88 win over North Carolina as a senior, scoring his career high 36 points by nailing 11-of-17 field goals, including 8-of-14 from three-point range ... Ranks among the top 15 in school history in nearly every statistical category, evidence of his outstanding all-around game.



**THURL BAILEY**

**6-11 • Forward  
Seat Pleasant, NC  
Played: 1979-83**

Led the Wolfpack in scoring and rebounding for three consecutive years ... Led NC State to the National Championship in 1983 with a team-high 15 points ... Received first-team All-ACC honors, followed by spectacular play in the league tournament to don honors as an all-tournament selection ... Named to the NCAA East-Regional team and the All-NCAA Tournament team in 1983 ... Recipient of the H.C. Kennett Award for being a complete student-athlete ... Picked up seventh overall by the Utah Jazz in the 1983 draft ... Played in the NBA for 12 seasons and overseas for four ... Released a CD entitled "Faith in Your Heart" ... Currently a color analyst for the Utah Jazz.



**SIDNEY LOWE**

**6-0 • Guard  
Washington, DC  
Played: 1980-83**

Named first-team All-ACC as a senior, second-team as a sophomore ... Selected to the All-ACC tournament and All-Final Four teams during the Wolfpack's 1983 championship season ... Led the Wolfpack in assists all four seasons he played, while leading the ACC in 1981 and 1983 with 184 and 271 respectively ... Finished his career with 220 career steals, a mark that places him second in the school history books ... Also led the ACC in steals as a sophomore and senior ... Spent seven years in the NBA after being drafted 25th overall by the Chicago Bulls in 1983 ... Earned head coaching positions with the Minnesota Timberwolves (1993-94) and Vancouver Grizzlies (2000) after spending several years as an assistant ... Now entering his fifth season as NC State's head coach.



**JULIUS HODGE**

**6-7 • Forard/Guard  
Harlem, N.Y.  
Played: 2002-05**

Finished his career as the third-leading scorer in school history with 2,040 points ... Saw more career action than any player in Wolfpack history, his 4,258 career minutes was a school record, while his 129 career games played ranks fourth ... Set the school record for free throws made with 596 for his career, his 784 attempts rank second ... Finished his career fourth in school history with 454 career assists, 10th in steals (161), fifth in offensive rebounds (255), sixth in field goals attempted (665), 10th in field goal attempted (1,407) ... Only the third player in ACC history to go over 2,000 points, 400 assists and 700 rebounds for a career ... Was the ACC Player of the Year his junior season ... A first round round selection by the Denver Nuggets.



**TODD FULLER**

**6-10 • Center  
Charlotte, N.C.  
Played: 1993-96**

A three-time All-ACC selection ... Was a unanimous first-team selection as a senior, after leading the conference in scoring (20.9 ppg) and was second in rebounding (9.9 rpg) ... Finished his NC State career ninth in scoring, fifth in rebounding and third in blocked shots ... Named the 1996 Payne Webber Scholar-Athlete of the year ... Also a GTE/CoSIDA first-team Academic All-American as both a junior and senior ... The No. 11 pick overall in the 1996 NBA Draft by the Golden State Warriors.



PACK IN THE NBA DRAFT

| Year | Name                | Team                  | Rd (No.) |
|------|---------------------|-----------------------|----------|
| 1950 | Dick Dickey         | Baltimore Bullets     | 3        |
|      | Warren Cartier      | Washington Capitols   | 6        |
| 1951 | Sammy Ranzino       | Rochester Royals      | 1        |
|      | Paul Horvath        | Syracuse Nats         | 4        |
| 1952 | Lee Terrill         | Fort Wayne Pistons    | n/a      |
| 1953 | Bobby Speight       | Baltimore Bullets     | 2        |
|      | Bob Goss            | Rochester Royals      | 11       |
| 1954 | Mel Thompson        | Fort Wayne Pistons    | 4        |
| 1955 | Cliff Dwyer         | Syracuse Nats         | 4        |
| 1956 | Ronnie Shavlik      | New York Knicks       | 1        |
|      | Vic Molodet         | Boston Celtics        | 9        |
| 1957 | John Maglio         | Cincinnati Royals     | 6        |
|      | Bob Seitz           | St. Louis Hawks       | 12       |
|      | Cliff Hafer         | Cincinnati Royals     | 11       |
| 1959 | John Richter        | Boston Celtics        | 1        |
|      | Lou Pucillo         | St. Louis Hawks       | 9        |
|      | Bob DiStefano       | Boston Celtics        | 5        |
| 1963 | Ken Rohloff         | St. Louis Hawks       | 7        |
| 1967 | Eddie Biedenbach    | St. Louis Hawks       | 9 (96)   |
| 1968 | Eddie Biedenbach    | Los Angeles Lakers    | 4 (45)   |
| 1970 | Vann Williford      | Phoenix Suns          | 3 (48)   |
|      | Rick Anheuser       | Detroit Pions         | 11 (172) |
|      | Joe Cafferky        | Boston Celtics        | 6 (103)  |
|      | Rick Holdt          | Portland Trailblazers | 12 (177) |
| 1974 | Tommy Burleson      | Seattle Supersonics   | 1 (3)    |
| 1975 | David Thompson      | Atlanta Hawks         | 1 (1)    |
|      | Monte Towe          | Atlanta Hawks         | 4 (57)   |
|      | Moe Rivers          | New York Knicks       | 10 (168) |
| 1976 | Phil Spence         | Milwaukee Bucks       | 6 (92)   |
| 1977 | Kenny Carr          | Los Angeles Lakers    | 1 (6)    |
| 1979 | Tiny Pinder         | Atlanta Hawks         | 5 (101)  |
|      | Glenn Sudhop        | Boston Celtics        | 8 (149)  |
|      | Tony Warren         | Chicago Bulls         | 8 (153)  |
| 1980 | Hawkeye Whitney     | Kansas City Kings     | 1 (16)   |
|      | Clyde Austin        | Philadelphia 76ers    | 2 (44)   |
| 1981 | Craig Watts         | Los Angeles Lakers    | 5 (111)  |
|      | Art Jones           | San Diego Clippers    | 9 (190)  |
|      | Kenny Matthews      | Boston Celtics        | 10 (222) |
| 1982 | Chuck Nevitt        | Houon Rockets         | 3 (63)   |
| 1983 | Thurl Bailey        | Utah Jazz             | 1 (7)    |
|      | Sidney Love         | Chicago Bulls         | 2 (25)   |
|      | Dereck Whittenburg  | Phoenix Suns          | 3 (51)   |
| 1985 | Lorenzo Charles     | Atlanta Hawks         | 2 (41)   |
|      | Spud Webb           | Detroit Pistons       | 4 (87)   |
|      | Cozell McQueen      | Milwaukee Bucks       | 4 (91)   |
| 1986 | Chris Washburn      | Golden State Warriors | 1 (3)    |
|      | Nate McMillan       | Seattle Supersonics   | 2 (30)   |
|      | Pangiotis Fasoulas  | Portland Trailblazers | 2 (37)   |
| 1987 | Bennie Bolton       | Golden State Warriors | 4 (83)   |
|      | Mike Gioni          | Seattle Supersonics   | 7 (147)  |
| 1988 | Vinny Del Negro     | Sacramento Kings      | 2 (29)   |
|      | Charles Shackleford | New Jersey Nets       | 2 (32)   |
| 1989 | Chuckley Brown      | Cleveland Cavaliers   | 2 (43)   |
| 1991 | Rodney Monroe       | Atlanta Hawks         | 2 (30)   |
|      | Chris Corchiani     | Orlando Magic         | 2 (36)   |
| 1992 | Tom Gugliotta       | Washington Bullets    | 1 (6)    |
| 1993 | Kevin Thompson      | Seattle Supersonics   | 2 (48)   |
| 1996 | Todd Fuller         | Golden State Warriors | 1 (11)   |
| 2005 | Julius Hodge        | Denver Nuggets        | 1 (20)   |
| 2006 | Cedric Simmons      | New Orleans Hornets   | 1 (15)   |
| 2008 | J.J. Hickson        | Cleveland Cavaliers   | 1 (19)   |

PACK IN ABA DRAFT

| Year | Name             | Team             | Rd |
|------|------------------|------------------|----|
| 1968 | Eddie Biedenbach | New York         | 6  |
| 1970 | Vann Williford   | Carolina Cougars | 4  |
| 1971 | Ed Leftwich      | New York         | 4  |
| 1972 | Paul Coder       | Carolina Cougars | 1  |
| 1973 | David Thompson   | Memphis          | 1  |
|      | Gregg Hawkins    | Virginia Squires | 3  |
| 1975 | David Thompson   | Virginia Squires | 1  |
|      | Monte Towe       | Denver Nuggets   | 3  |

**Atsür, Engin (G):** Benetton Treviso (Italy-2008); Efes Pilsen (Turkey-2009); Besiktas (Turkey-2010); Fener Ulker (Turkey-2011)

**Bailey, Thurl (F):** Utah Jazz (1983-91); Minnesota Timberwolves (1991-94); Panionios Greece (1995); A.P. Cantu (Italy-1996-97); Milan (Italy-1998); Utah Jazz (1999)

**Bartels, Eddie (G):** Denver Nuggets (1950); New York Knicks (1950); Washington Capitols (1951)

**Bell, Whitey (G):** New York Knicks (1960-61)

**Benjamin, Ishua (G):** Samsung (Korea-1999); Raleigh Cougars (USBL-1999); New Jersey Shorecats (USBL-1999); Magic City (IBA-2000-2001); Hickory Nutz (XBA-2002); Wilmington Wave Rockers (XBA-2003); Milton Keynes Lions (England-2004-06)

**Bennerman, Cameron (G):** Casale (Italy-2007); Alicante (Spain-2008); Huelva (Spain-2009); Rimini (Italy-2010); Energia Czarni (Poland-2011)

**Berry, Connie Mack (F):** Oshkosh (1939-40)

**Bethel, Tony (G):** Oresundskraft (Sweden-2007); Optima Gent (Belgium-2008); Siroki (Bosnia-2009); Erie Bay Hawks (NBADL-2009)

**Biedenbach, Eddie (G):** Phoenix Suns (1969)

**Brown, Chucky (F):** Cleveland Cavaliers (1989-91); Los Angeles Lakers (1991-92); New Jersey Nets (1993); Dallas Mavericks (1993); Yakima Sun Kings (CBA-1994); Miami Heat (1994); Houston Rockets (1995); Phoenix Suns (1996); Milwaukee Bucks (1997); Atlanta Hawks (1998); Charlotte Hornets (1999-00); Cleveland Cavaliers (2000-01); Sacramento Kings (2002)

**Burleson, Tommy (C):** Seattle Supersonics (1974-78); Kansas City Kings (1978-80); Atlanta Hawks (1980-81)

**Carr, Kenny (F):** Los Angeles Lakers (1977-80); Cleveland Cavaliers (1980-82); Detroit Pistons (1982); Portland Trailblazers (1982-87)

**Charles, Lorenzo (F):** Atlanta Hawks (1986); Cantu (Italy-1987); Irge Desio (Italy-1988); Rapid City (CBA-1989); Quad City (CBA-1989); Upsala (Sweedden-1991); Fagiel (Great Britain-1992); Liria (Spain, 1992); Turkey (1993); Oklahoma City (CBA-1994); Uruguay (1995); Solna (Sweedden-1996); Raleigh Cougars (USBL-1997); Atenas (Uruguay-1998-99); Penarol (Argentina-1999)

**Collins, Jordan (C):** Paderborn (Germany-2007); Nyon (Switzerland-2008); West Brabant (Holland-2009); Giants (Holland-2010); AEK (Cyprus-2011)

**Corchiani, Chris (G):** Orlando Magic (1991-92); Rapid City Flyers (CBA-1993); Washington Bullets (1993); Benetton Treviso (Italy-1993); Boston Celtics (1994); Efes Pilsen (Turkey-1995); Levekusen (Germany-1996, Germany Champs); Girona (Spain-1997); Sienna (Italy-1999); Rimini (Italy-1999-00); Saski Baskonia Tau Vitoria (Italy-2000-01); Lucentum (Spain-2002)

**Costner, Brandon (F):** Dexia Mons-Hainaut (Belgium-2010-11)

**Crawford, Clifford (G):** Kircheim (Germany-2009); Levice (Slovakia-2010); Nitra (Slovakia-2011)

**Daniels, Ricky (F):** Pacers (Australia-1998); Magic City (IBA-1998); Bendigo (Australia 1999-00); Bendigo Braves (Australia-2005-06); Ballarat (Australia-2007)

**Del Negro, Vinny (G):** Sacramento Kings (1989-90); Benetton Treviso (Italy-1990-92); San Antonio Spurs (1993-98); Milwaukee Bucks (1999-00); Golden State Warriors (2000); Phoenix Suns (2000-02)

**Dickey, Dick (G):** Boston Celtics (1951-52)

**Evtimov, Ilian (F):** VidiVici Bologna (Italy-2007); Frankfurt (Germany-2008-09); Dt. Bank SKY (Germany-2010); Chalon (France-2011)

**Fasoulas, Pano (F):** Greece Olympiakos Pireus (1997-02); Greek National Team.

**Feggins, Bryant (F):** Taranaki Oilers (New Zealand-1997); Breitengussbach (Germany-1998); Boras (Sweden-1999); Kramby (Sweden-2000); Componeta (Italy-2001); Rayet Guadalajara (Spain-2002); Scottish Rocks (England-2005-06); Birmingham P. (England-2007-08)

**Fells, Courtney (G):** Keravnos (Cyprus-2010-11)

**Fuller, Todd (C):** Golden State Warriors (1997-98); Utah Jazz (1999); Charlotte Hornets (2000); Miami Heat (2000-2001); Gijon Baloncestoin (Spain-2002-03); Charlotte Bobcats (2004); Club Basquet Tarragona (Spain-2005); Melbourne Dragons (Australia-2006)

**Gainey, Justin (G):** Austria (2000-01); Pennsylvania Valley Dawgs (USBL-2002)

**Grundy, Anthony (G):** Ewebaskets (Germany-2003); Sweden (2004); Ramat Hasharon (Israel-2005); Atlanta Hawks (2006); Siviglia Wear (Italy-2007); Panellinios (Greece-2008-09); Carife EE (Italy-2010); AEK (Greece-2011)

**Gugliotta, Tom (F):** Washington Bullets (1993-94); Golden State Warriors (1995); Minnesota Timberwolves (1995-98); Phoenix Suns (1999-2003); Utah Jazz (2004); Boston Celtics (2004-05); Atlanta Hawks (2004-05)

**Hahn, Robert (G):** Chicago Stags (1950)

**Harris, Simon (F):** Maycullen (Ireland-2010)

**Harrison, C.C. (G):** Harlem Globetrotters (1999); Weissenfels (Germany-2000); Mitteldeutscher (2001); Rhein Energy Cologne (Germany-2002); Paris Basket Racing (France-2005-06); Lega (Italy-2007-08)

**Hickson, J.J. (F):** Cleveland Cavaliers (2009-11)

**Hodge, Julius (G):** Denver Nuggets (2006); Milwaukee Bucks (2007); Cimberio Varese (Italy-2008); Adelaide (Australia-2008-09); Albuquerque (NBADL-2008); Besancon (France-2010); Guangzhou FM (China-2011)

**Horner, Dennis (F):** Verviers-Pep. (Belgium-2011)

**Howard, Brian (F):** Omaha Racers (CBA) (1990-91); Dallas Mavericks (1991-93); Sioux Falls (CBA-1995); Villeurbanne (France-1995-97); French All-Star Game (1997); Efes Pilsen (Turkey-1998); Turkey Cup Winner and Finalist (1998); Anitbes (France-1999); Paris SG (France-2000); Spain (2003); Mlekarna Kunin Novi Jicin (Czech-2005-06)

**Hyatt, Jeremy (G):** St. Etienne (France-1998); Magic City (IBA-1999); Raleigh Cougars (USBL-1998-99); Antranik (Spain-2000); China (2001); Pennsylvania Valley Dawgs (USBL-2002); Newcastle Eagles (England-2003-08)

**Inge, Kenny (F):** Rockford Lightning (CBA-2002)

**Katkaveck, Leo (F):** Washington Capitals (1946-50)

**Kelley, Ron (F):** Cairns Taipans (Australia-2002-03)

**Lowe, Sidney (G):** Indiana Pacers (1983-84); Detroit Pistons (1984-85); Atlanta Hawks (1984-85); Charlotte Hornets (1988-89); Minnesota Timberwolves (1989-90)

**McCauley, Ben (F):** Strasbourg (France-2010); M. Hainaut (Belgium-2011)

**McCuller, Lakista (F):** Has played professionally in Korea; Lokomotiv Novosibirsk (Russia-2001); Wilmington Wave Rockers (XBA-2003)

**McKinney, "Rockers" (F):** Washington Capitals (1946-50); Boston Celtics (1950-52)

**McMillan, Nate (G):** Seattle Supersonics (1986-98)

**McQueen, Cozell (C):** Detroit Pistons (1986-87)

**Melvin, Marcus (F):** Tekel Sports Club (Turkey-2004); FC Porto Ferpinta (Portugal-2005-06); Noi Sport (Italy-2006-07); Cimerio Varese (Italy-2008); Antalyay (Turkey-2009); Sagesse (Lebanon-2010); San German (Puerto Rico-2011)

**Monroe, Rodney (G):** Atlanta Hawks (1991-92); Rochester Renegades (CBA-1993-94); Canberra (Australia-1994); Hapoel Givat (Israel-1995); Florida Beach Dogs (CBA-1995-97); Keravnos Nicosia (Czech Republic-1998); Forli (Italy-1999); S.S. Fabriano (Italy-2000-01); Roseto Basket Town (Italy-2002); Conrad Rimini (Italy-2005-06); Pepsi (Italy-2007)

**Nieman, Bryan (F):** Jordanstown (Ireland-2008)

**Nevitt, Chuck (C):** Houston Rockets (1982-83, 88-90); Milwaukee Bucks (1988-89); Los Angeles Lakers (1984-86); Detroit Pistons (1985-87); Chicago Bulls (1991-92); San Antonio Spurs (1994)

**Pinkins, Al (F):** Zaragoza (Spain-1998); Magic City (IBA-1999); Raleigh Cougars (USBL-1999)

**Powell, Josh (F):** Scatati (Italy 2003-04); Pepsi Caserta (Italy 2005); Dallas Mavs (2005-06); Golden State Warriors (2007); Los Angeles Clippers (2008); Los Angeles Lakers (2009-10); Atlanta Hawks (2011)

**Ranzino, Sammy (G):** Rochester Royals (1952)

**Richter, John (C):** Boston Celtics (1959-60)

**Rohloff, Ken (G):** St. Louis Hawks (1963-64)

**Shackleford, Charles (C):** New Jersey Nets (1988-90); Phonola Caserta (Italy-1990); Philadelphia 76ers (1991-93); Caserta (Italy-1994); Minnesota Timberwolves (1995); Ulker (Turkey-1996); Aris (Greece-1997); Greek All-Star Game (1997); Paok (Greece-1998); Greek Finalist (1998); Charlotte Hornets (1999)

**Shavlik, Ronnie (C):** New York Knicks (1957-58)

**Sherrill, Scooter (G):** Cairns Taipans (Australia-2005-06); Turov (Poland-2007)

**Simmons, Cedric (F):** New Orleans Hornets (2006-07); Cleveland Cavaliers (2008); Chicago Bulls (2008-09); Sacramento Kings (2009); Peristeri (Greece-2010); Kavala/Panor (2011)

**Strong, Danny (F):** Bree (Belgium-1998); Esgueira (Portugal-1999); Portugal All-Star Game MVP (1999); Le Havre (France-2000); Dunkerque Grand Litorial (France-2001); Gravelines (France-2002)

**Thompson, David (F):** Denver Nuggets (1975-82); Seattle Supersonics (1982-84)

**Thompson, Kevin (C):** Portland Trailblazers (1994); Trieste (Italy-1995); Pesaro (Italy-1995-97); Italy All-Star Game (1997); Besiktas (Turkey-1997-99); Turkish League MVP (1998); All-Turkish League 2nd Team (1999); Poggio Calabria (Italy-2000); Andrea Costa Imola Basket (Italy-2001); Oyak Renault Bursa (2002); Casademont Girona (Spain 2005-06)

**Thornton, Damon (F):** Cimberio Borgomanero (Italy-2002); Fujian SBS XunXin (China-2005-06); Fribourg (Switzerland-2007-09); Wellington (New Zealand-2010-11)

**Towe, Monte (G):** Denver Nuggets (1975-77)

**Washburn, Chris (F):** Golden State Warriors (1986-87, 87-88); Atlanta Hawks (1987-88)

**Webb, Spud (G):** Atlanta Hawks (1985-91); Sacramento Kings (1991-94); Atlanta Hawks (1995-96); Verona (Italy-1997); Minnesota Timberwolves (1998); Idaho (CBA-1999)

**Wells, Tim (F):** Northwest Tasmania Brewers in the ABA (2001); BG Sartorius Gottingen (Germany-2002)

**Weems, Kelsey (F):** Rockford (CBA-1990); Oklahoma City (CBA-1990-93); Yakima Sun Kings (CBA-1996); Omaha Racers (CBA-19997); Trotamundos (Venezuela-1998); Sydney (Australia-1999-00)

**Whitney, Charles "Hawkeye" (F):** Kansas City Kings (1981-82)

**Wilkins, Damien (F):** Seattle SuperSonics (2006-08); Oklahoma City Thunder (2009); Minnesota Timberwolves (2010)

**Williford, Vann (F):** Carolina Cougars (1971)





Since its inception in 1910, the NC State basketball program has been rich in tradition. The Wolfpack has won two national championships, gone to three Final Fours, won 10 Atlantic Coast Conference championships, won seven Dixie Classic championships and even Southern Conference championships over the years.

NC State's tradition of excellence dates all the way back to the end of World War I. Coach Harry Hartsell's 1918 Techs were the first dominant team at NC State, compiling a 12-2 record after winning nine of their first 10 games. Since then, NC State has had a tradition of exceptional teams led by exceptional coaches, a tradition that continues to this day with Sidney Lowe, the 18th head coach in NC State basketball history.



NC STATE COACHING SUMMARY

| Name            | Years            | W-L     | Pct. |
|-----------------|------------------|---------|------|
| Piggy Hargrove  | 1911-12          | 1-7     | .125 |
| Chuck Sandborn  | 1913, 1916       | 11-13   | .458 |
| John Hegarty    | 1914             | 5-8     | .385 |
| H. S. Tucker    | 1915             | 5-5     | .500 |
| Harry Hartsell  | 1917-18, 1922-23 | 32-32   | .500 |
| Tal Safford     | 1919             | 11-3    | .786 |
| Richard Crozier | 1920-21, 1924    | 24-35   | .408 |
| Gus Tebell      | 1925-30          | 79-36   | .687 |
| R. R. Sermon    | 1931-40          | 111-74  | .600 |
| Bob Warren      | 1941-42          | 21-16   | .563 |
| Leroy Jay       | 1943-46          | 28-45   | .384 |
| Everett Case    | *1947-64         | 377-134 | .738 |
| Press Maravich  | 1965-66          | 38-13   | .745 |
| Norman Sloan    | 1967-80          | 266-127 | .677 |
| Jim Valvano     | 1981-90          | 209-114 | .647 |
| Les Robinson    | 1991-96          | 78-98   | .434 |
| Herb Sendek     | 1997-06          | 191-132 | .591 |
| Sidney Lowe     | 2007-Pres.       | 71-62   | .534 |

\* Includes two games as head coach in 1965 before retiring.

ASSISTANT COACH DIRECTORY

| Name               | Year(s)               |
|--------------------|-----------------------|
| (since 1947)       |                       |
| Tom Abatamarco     | 1983-86               |
| Butter Anderson    | 1947-55               |
| Eddie Biedenbach   | 1970-78, 1994-96      |
| Vic Bubas          | 1952-55 (FC), 1956-59 |
| Charlie Bryant     | 1965-70               |
| Pete Coker         | 1967 (FC)             |
| Ed Conroy          | 1992-93               |
| Al Daniel          | 1991-96               |
| Sam Esposito       | 1968-69 (FC), 1970-78 |
| Marty Fletcher     | 1979-82               |
| Justin Gainey      | 2009 (OP)             |
| Terry Gannon       | 1986 (SA)             |
| John Groce         | 1997-00               |
| Larry Harris       | 1997-10               |
| Kenya Hunter       | 2002-04 (OP)          |
| Larry Hunter       | 2002-05               |
| Quentin Jackson    | 2007-08 (OP)          |
| Wilbert Johnson    | 1974-78               |
| Brian Lane         | 1993-95               |
| Stan Lewtner       | 1987-90               |
| Press Maravich     | 1962-64               |
| Ray Martin         | 1980-88               |
| Benny McKaig       | 1980-82               |
| Ed McLean          | 1982-87               |
| Archie Miller      | 2004-05 (OP) 2006     |
| Sean Miller        | 1997-01               |
| Greg Morland       | 2006 (OP)             |
| Clay Moser         | 1988-89 (VC)          |
| Art Musselman      | 1971-74               |
| Ernie Myers        | 1987 (SA)             |
| Buzz Peterson      | 1991-93               |
| George Pickett     | 1960-61 (FC), 1962    |
| Mark Phelps        | 1997-00 (OP), 2001-06 |
| Lou Pucillo        | 1962-64 (FC)          |
| Les Robinson       | 1965-66 (FC)          |
| Dick Stewart       | 1984-85 (VC), 1987-90 |
| Gary Stokan        | 1978 (GA), 1979-80    |
| Pete Strickland    | 2007-10               |
| Lee Terrill        | 1956-59 (FC), 1960-61 |
| Monte Towe         | 1979-80, 2007-10      |
| Levi Watkins       | 2009-10 (OP)          |
| Dereck Whittenburg | 1986 (SA), 1989-90    |

GA — Graduate Assistant Coach  
SA — Student Assistant Coach  
VA — Volunteer Assistant Coach  
FC — Freshman Coach  
OP — Basketball Operations Director  
NOTE: years listed are dates when season ended

YEAR-BY-YEAR

| Year               | Coach(es)   |
|--------------------|---|
| (since 1947)       |   |
| UNDER EVERETT CASE |   |
| 1946-47            | Butter Anderson   |
| 1947-48            | Butter Anderson   |
| 1948-49            | Butter Anderson   |
| 1949-50            | Butter Anderson   |
| 1950-51            | Butter Anderson   |
| 1951-52            | Butter Anderson, Vic Bubas  |
| 1952-53            | Butter Anderson, Vic Bubas  |
| 1953-54            | Butter Anderson, Vic Bubas  |
| 1954-55            | Butter Anderson, Vic Bubas  |
| 1955-56            | Vic Bubas, Lee Terrill  |
| 1956-57            | Vic Bubas, Lee Terrill  |
| 1957-58            | Vic Bubas, Lee Terrill  |
| 1958-59            | Vic Bubas, Lee Terrill  |
| 1959-60            | Lee Terrill, George Pickett   |
| 1960-61            | Lee Terrill, George Pickett   |
| 1961-62            | George Pickett, Lou Pucillo   |
| 1962-63            | Press Maravich, Lou Pucillo   |
| 1963-64            | Press Maravich, Lou Pucillo   |
| 1964-65            | Press Maravich*, Charlie Bryant   |
| PRESS MARAVICH ERA |   |
| 1965-66            | Charlie Bryant, Les Robinson  |
| NORM SLOAN ERA     |   |
| 1966-67            | Charlie Bryant, Pete Coker  |
| 1967-68            | Charlie Bryant, Sam Esposito  |
| 1968-69            | Charlie Bryant, Sam Esposito  |
| 1969-70            | Eddie Biedenbach, Charlie Bryant, Sam Esposito                          |
| 1970-71            | Eddie Biedenbach, Sam Esposito, Art Musselman                           |
| 1971-72            | Eddie Biedenbach, Sam Esposito, Art Musselman                           |
| 1972-73            | Eddie Biedenbach, Sam Esposito, Art Musselman                           |
| 1973-74            | Eddie Biedenbach, Sam Esposito, Art Musselman                           |
| 1974-75            | Eddie Biedenbach, Sam Esposito, Wilbert Johnson                         |
| 1975-76            | Eddie Biedenbach, Sam Esposito, Wilbert Johnson                         |
| 1976-77            | Eddie Biedenbach, Sam Esposito, Wilbert Johnson                         |
| 1977-78            | Eddie Biedenbach, Sam Esposito, Wilbert Johnson, Gary Stokan            |
| 1978-79            | Marty Fletcher, Gary Stokan, Monte Towe                                 |
| 1979-80            | Marty Fletcher, Gary Stokan, Monte Towe                                 |
| JIM VALVANO ERA    |   |
| 1980-81            | Marty Fletcher, Ray Martin, Benny McKaig                                |
| 1981-82            | Marty Fletcher, Ray Martin, Benny McKaig                                |
| 1982-83            | Tom Abatamarco, Ray Martin, Ed McLean                                   |
| 1983-84            | Tom Abatamarco, Ray Martin, Ed McLean, Dick Stewart                     |
| 1984-85            | Tom Abatamarco, Ray Martin, Ed McLean, Dick Stewart                     |
| 1985-86            | Tom Abatamarco, Terry Gannon, Ray Martin, Ed McLean, Dereck Whittenburg |
| 1986-87            | Ray Martin, Ed McLean, Ernie Myers, Dick Stewart                        |
| 1987-88            | Clay Moser, Stan Lewtner, Ray Martin, Dick Stewart                      |
| 1988-89            | Clay Moser, Stan Lewtner, Dick Stewart, Dereck Whittenburg              |
| 1989-90            | Stan Lewtner, Dick Stewart, Dereck Whittenburg                          |

LES ROBINSON ERA

|         |   |
|---------|---|
| 1990-91 | Ed Conroy, Al Daniel, Buzz Peterson     |
| 1991-92 | Ed Conroy, Al Daniel, Buzz Peterson     |
| 1992-93 | Ed Conroy, Al Daniel, Buzz Peterson     |
| 1993-94 | Eddie Biedenbach, Al Daniel, Brian Lane |
| 1994-95 | Eddie Biedenbach, Al Daniel, Brian Lane |
| 1995-96 | Eddie Biedenbach, Al Daniel             |

HERB SENDEK ERA

|         |  |
|---------|--|
| 1996-97 | John Groce, Larry Harris, Sean Miller    |
| 1997-98 | John Groce, Larry Harris, Sean Miller    |
| 1998-99 | John Groce, Larry Harris, Sean Miller    |
| 1999-00 | John Groce, Larry Harris, Sean Miller    |
| 2000-01 | Larry Harris, Sean Miller, Mark Phelps   |
| 2001-02 | Larry Harris, Larry Hunter, Mark Phelps  |
| 2002-03 | Larry Harris, Larry Hunter, Mark Phelps  |
| 2003-04 | Larry Harris, Larry Hunter, Mark Phelps  |
| 2004-05 | Larry Harris, Larry Hunter, Mark Phelps  |
| 2005-06 | Larry Harris, Archie Miller, Mark Phelps |

SIDNEY LOWE ERA

|         |   |
|---------|---|
| 2006-07 | Larry Harris, Pete Strickland, Monte Towe |
| 2007-08 | Larry Harris, Pete Strickland, Monte Towe |
| 2008-09 | Larry Harris, Pete Strickland, Monte Towe |
| 2009-10 | Larry Harris, Pete Strickland, Monte Towe |

\* Took over as head coach two games into the season after Everett Case retired after becoming sick.



Former Wolfpack assistant coach Sean Miller enters his second season as head coach at Arizona, a team which visits the Pack this season.



# LETTERWINNERS

### A

Adell, Darnell – 1976  
 Allen, John – 1935-36  
 Albritton, Braxton – 2005-06-07  
 Almond, E.K. – 1944  
 Alverson, Lisa – 1983 (manager)  
 Anderson, Ron – 1998-99  
 Anheuser, Rick – 1969-70  
 Apke, Mike – 1995-96 (manager)  
 Applebaum, Herb – 1953-54  
 Atkinson, H.E. – 1930-31  
 Atsür, Engin – 2004-05-06-07  
 Auksel, Pete – 1962-63-64  
 Auman, Earl – 1939-40  
 Austin, Claudia – 1983 (manager)  
 Austin, Clyde – 1977-78-79-80  
 Aycock, Charles – 1935-36

### B

Bailey, Thurl – 1980-81-82-83  
 Bakalli, Migjen – 1991-92-93  
 Ball, Bill – 1941-42  
 Bartels, Eddie – 1947-48-49  
 Battle, Alvin – 1983-84  
 Bazemore, Jonathan – 2003-04-05-06-07 (manager)  
 Bean, Keith – 1999  
 Beard, Clayton – 2008  
 Benjamin, Ishua – 1995-96-97-98  
 Bell, Michael – 2002  
 Bell, William – 1954-56-57-58  
 Bennerman, Cameron – 2003-04-05-06  
 Benson, Bill – 1971  
 Berlinski, Eddie – 1936-37  
 Berry, Connie Mack – 1937-38  
 Bethel, Tony – 2005-06  
 Biedenbach, Eddie – 1965-66-68  
 Binns, Teviiin – 1986-87  
 Blondeau, Hal – 1964-65-66  
 Boger, Jim – 1946  
 Bolton, Bennie – 1984-85-86-87  
 Brackman, Andrew – 2005-06  
 Bragg, Seph – 2000-01-02 (manager)  
 Brake, J. E. – 1930  
 Brandenburg, Paul – 1951-52-53  
 Brannan, Toby – 1987-88 (manager)  
 Braucher, Dick – 1967-68-69  
 Brown, Chucky – 1986-87-88-89  
 Brown, Harry L. – 1926-27  
 Bryant, Gary – 1981 (manager)  
 Bryant, Miller – 2007-08-09-10 (manager)

### C

Bubas, Vic – 1948-49-50-51  
 Buffum, Luke – 1996-97-98  
 Burlinson, Tom – 1972-73-74  
 Butts, Rodney – 1984

### C

Cafferky, Joe – 1972-73  
 Campion, Paul – 1991  
 Carpenter, W.L. – 1944  
 Carr, Kenny – 1975-76-77  
 Carter, Jason – 1994 (manager)  
 Cartier, Warren – 1947-48-49-50  
 Charles, Lorenzo – 1982-83-84-85  
 Clark, G. – 1931  
 Clark, Justin – 2007

Clark, Ken – 1957-58-60  
 Clark, Patrick – 2004-05-06-07-08 (manager)  
 Cline, F. D. – 1918-19-20  
 Coder, Paul – 1970-71-72  
 Collins, Chad – 1996-97-98-99 (manager)  
 Collins, Jordan – 2002-03-04-05  
 Collins, Shain – 2009-10 (manager)  
 Coker, Pete – 1965-66  
 Coleman, Web – 1989 (manager)  
 Cook, Bob – 1950-51  
 Corchiani, Chris – 1988-89-90-91  
 Corkhill, Doug – 1977 (manager)  
 Costner, Brandon – 2007-08-09  
 Crawford, Cliff – 2000-01-02-03  
 Crawford, Monte – 1938-39-40  
 Cromartie, Roy – 1938-39-40

### D

Dalrymple, Neil – 1935-36-37  
 D'Amico, Brian – 1988-89-90  
 Daniels, Ricky – 1994-95  
 Darden, J.B. – 1928 (manager)  
 Davis, Craig – 1975-76-77-78  
 Davis, Darrell – 2007  
 Davis, Joe – 1946  
 Davis, Josh – 2010  
 Davis, Mark – 1992-93-94-95  
 Dawson, C.G. – 1944  
 Deakin, Danielle – 1990 (manager)  
 Degand, Farnold – 2008-09-10  
 Del Negro, Vinny – 1985-86-87-88  
 Densmore, Walt – 1983  
 Dickey, Dick – 1947-48-49-50  
 Dickman, Lou – 1954-55-56  
 DiNardo, Phil – 1954-55-56  
 DiNardo, Tommy – 1983-84  
 DiStefano, Bob – 1959-60-61  
 Dixon, Don – 1935  
 Dunning, Joe – 1970-71  
 Dwyer, Cliff – 1954-55

### E

East, Dick – 1938-39-40  
 Edwards, J.R. – 1944  
 Ellington, Andy – 2003-04-05 (manager)  
 Englehardt, Dan – 1958-59-60  
 Evtimov, Ilian – 2002-04-05-06  
 Ewing, Dirk – 1976-77

### F

Fasoulas, Panagiotis – 1986  
 Falk, Chris – 2002-03-04-05 (manager)  
 Feggins, Bryant – 1990-91, 94  
 Fells, Courtney – 2006-07-08-09  
 Ferguson, Trevor – 2007-08-09  
 Fletcher, Adam – 1991-92  
 Flythe, Stuart – 1933-34-35  
 Fuller, Todd – 1993-94-95-96  
 Fullwood, Diatra – 1987-88-89 (manager)

### G

Gainey, Justin – 1997-98-99-00  
 Gallagher, Don – 1958-59-60  
 Gammon, Johnny – 1929-30-31

Gannon, Terry – 1982-83-84-85  
 Garrison, Bob – 1949  
 Gealy, Sam – 1965-66  
 Giomi, Mike – 1987  
 Goins, Ben – 1998 (manager)  
 Gonzalez, Javier – 2008-09-10  
 Goodwin, F.R. – 1928-29  
 Goss, Bobby – 1951-52-53  
 Gossell, Ron – 1963  
 Gotkin, Dave – 1952-53-54-55  
 Graham, Steve – 1972  
 Grant, Gavin – 2005-06-07-08  
 Green, Al – 1976-77  
 Green, Jordan – 2006-07-08-09-10 (manager)  
 Greenway, Spencer – 2009  
 Greiner, Don – 1963  
 Gresham, Gordon – 1926-27  
 Grundy, Anthony – 1999-00-01-02  
 Gugliotta, Tom – 1989-90-91-92  
 Guidry, Trey – 2001  
 Guerneau, S. – 1931

### H

Hampton, John – 1999-00  
 Hafer, Cliff – 1955-56-57  
 Hahn, Bob – 1947-48-49  
 Hale, Gary – 1965-66  
 Hall, Jason – 2006 (manager)  
 Hamilton, Elwin – 1936-37-38  
 Harr, L. F. – 1928-29-30  
 Harrington, Adam – 1999  
 Harris, Bob – 1934-35  
 Harris, Simon – 2008-09  
 Harrison, CC – 1995-96-97-98  
 Harrison, Marco – 1996  
 Hawkins, Greg – 1973-74  
 Harand, Joe – 1949-50  
 Hartzog, Lewis – 1946  
 Heartley, Al – 1969-70-71  
 Hendricks, Julie – 1989-91-92 (manager)  
 Heuts, Bob – 1971  
 Hickson, J.J. – 2008  
 Hill, P.G. – 1938-39  
 Hinnant, Mickey – 1989-90  
 Hoadley, Bruce – 1959-60-61  
 Hobbs, Milton – 1946  
 Hockfield, Joe – 1935  
 Hodgdon, Ray – 1964-65-66  
 Hodge, Julius – 2002-03-04-05  
 Holdt, Rick – 1971-72-73  
 Honeycutt, Adolf – 1935  
 Hopper, Tom – 1956-57-58  
 Hopson, Kim – 1989-90 (manager)  
 Horner, Dennis – 2007-08-09-10  
 Horvath, Paul – 1948-49-50-51  
 Howard, Brian – 1987-88-89-90  
 Howard, Michael – 2010 (manager)  
 Howell, Richard – 2010  
 Hudson, Paul – 1967

Hudson, Trevor – 2007-08-09-10 (manager)  
 Huffman, Phillip – 2006-07-08-09-10 (manager)  
 Hunter, Kenya – 1997-98 (manager)  
 Hunter, Tino – 1996  
 Hyatt, Jeremy – 1994-95-96-97

### I

Ibone, Chris – 2008-09-10 (manager)  
 Inge, Kenny – 1998-99-00-01  
 Isley, Nelson – 1968-69

### J

Jackson, Quentin – 1985-86-87-88  
 Jackson, R.W. – 1944  
 Jackson, Robert – 1975-76  
 Jaworski, H.S. – 1944  
 Johnson, Morris W. (John) – 1929-30-31  
 Johnson, Dwight – 1974  
 Johnson, M.B. – 1944  
 Johnson, Marcus – 2008  
 Johnson, Red – 1923-24-25  
 Johnson, R.L. – 1931  
 Jones, Art – 1978-79-80-81  
 Jones, Selby – 1936-37-38

### K

Kane, Tommy – 1990-91-92-93 (manager)  
 Katkaveck, Leo – 1942-46-47-48  
 Keeter, Brian – 1999-00-01-02  
 Kelley, Ron – 1998-99-00-01  
 Kennedy, Andy – 1987  
 Kessler, Marvin – 1956-57  
 Key, John – 1963  
 King, Bryan – 1995-96 (manager)  
 Knapp, Danny – 1952-53  
 Knox, Jamie – 1989-90-92  
 Kohler, Stan – 1944-46  
 Kornegay, Chuck – 1993  
 Kretzer, Bill – 1966-67-68  
 Kretzer, Billy – 1994-95-96  
 Kufuor, Enrico – 2009-10  
 Kukoy, William – 1951-52-53  
 Kuzmaul, Craig – 1973-74-75

### L

Lakins, Larry – 1962-64-65  
 Langdon, David – 1984-85 (manager)  
 Lambeth, Woody – 1934-35  
 Lambiotte, Walker – 1986-87  
 Lay, Emmett – 1981-82  
 Lee, David – 1989, 1991  
 Lee, Sung – 2004-05 (athletic trainer)  
 Leeper, Thomas – 1922-23  
 Leftwich, Ed – 1970-71  
 Leonard, Quinton – 1982-83  
 Lentz, Carl – 1999-00  
 Lester, Avie – 1987-88-89-90  
 Lewis, Elbert – 1917-18  
 Lewis, Marc – 1991-92-93  
 Lile, Carl – 1972  
 Litchfield, Terry – 1961  
 Lovisa, Rennie – 1970-71-72  
 Lowe, Sidney – 1980-81-82-83  
 Lutz, Denny – 1960-61-62

### M

MacGillivray, Bob – 1957-58-59  
 Mackie, Rob – 2002 (athletic trainer)  
 Maglio, John – 1955-56-57  
 Mann, Bill – 1938-39  
 Marshall, Curtis – 1992-93-94-96



Rodney Monroe was honored as an ACC Legend at the 2010 ACC Tournament.

Martin, Adam – 2003-04-05 (manager)  
 Marvel, Russ – 1960-61-62  
 Mason, J. H. – 1914-15-16  
 Mason, John T. – 1929  
 Mattocks, Tom – 1964-65-66  
 Matthews, Kenny – 1978-79-80-81  
 Maultsby, Whitney – 1939-40  
 Mavredes, Bill – 1967-68-69  
 Mays, Julius – 2009-10  
 McCauley, Ben – 2006-07-08-09  
 McClain, George – 1983-84-85  
 McCann, Bob – 1959-60-61  
 McCauley, Ben – 2006  
 McComas, Jack – 1947-48-49  
 McCoy, Chris – 2004-06  
 McCuller, Lakista – 1992-93-94-95  
 McCullum, Andre – 1997  
 McDowall, Jack – 1927-28  
 McKinney, Horace (Bones) – 1942  
 McLean, Robert – 1967-68  
 McMillan, Nate – 1985-86  
 McQuage, Bob – 1933-34  
 McQueen, Cozell – 1982-83-84-85  
 Mejia, Dominick – 2003  
 Meighen, Drew – 1999-00 (manager)  
 Melvin, Marcus – 2001-02-03-04  
 Miller, Archie – 1998-00-01-02  
 Mills, Jim – 1940-41  
 Mills, Joe – 1940-41  
 Mock, Bernie – 1942-43  
 Moeller, Mark – 1973-74-75  
 Moffitt, Billy – 1964-65-66  
 Molodet, Vic – 1954-55-56  
 Monroe, Rodney – 1988-89-90-91  
 Moore, Jerry – 1965-66  
 Morgan, C. – 1930-31  
 Morris, Eddie – 1951-52-53  
 Morris, Edwin – 1946  
 Muehlbauer, Anton – 1960-61  
 Myers, Ernie – 1983-84-85-86

### N

Neal, William K. – 1946  
 Negley, Pete – 1947  
 Nelms, George – 1931-32-33  
 Nevitt, Chuck – 1980-81-82  
 Newman, Victor – 1992-93

Nichols, Biff – 1974-75 (manager)  
 Nickell, Richard – 1942  
 Nickels, Dick – 1946  
 Nieman, Bryan – 2006-07  
 Niewierowski, Stan – 1959-60-61  
 Nixon, George – 1986 (manager)  
 Norton, Steve – 1996-97  
 Nuce, Steve – 1972-73-74

### O

Obi-Gwacham, Kaycee – 2009  
 Odom, Michael – 1998-99-00-01-02 (manager)  
 O'Donnell, Mike – 2004  
 Outlaw, David – 1977-78-79 (manager)

### P

Painter, DeShawn – 2010  
 Palek, Paul – 2001 (manager)  
 Parks, T. N. – 1921-22  
 Parzych, Scott – 1979-80-81-82  
 Payne, Raymond – 1939  
 Perkins, Donnie – 1978-79  
 Perry, Max – 1981-82  
 Petty, Benjamin – 1999-00  
 Phillips, E.J. – 1913-14  
 Phillips, Matt – 1994-95 (manager)  
 Pickens, F.P. – 1925-26  
 Pickett, Howard – 1976 (manager)  
 Pierre, Russell – 1984-85  
 Pinder, Kindal – 1978-79  
 Pinks, Al – 1996-97  
 Pittman, Kenneth – 2007  
 Pond, Nick – 1955-56-57  
 Poston, Kenny – 1986-87-88-89  
 Powell, Josh – 2002-03  
 Proctor, Walter – 1982-83  
 Pucillo, Lou – 1957-58-59  
 Pungner, John – 1961-62

### Q

Quick, Betsy – 1996-97 (athletic trainer)

### R

Rabb, Walter – 1936-37  
 Ramsey, Tor – 1988 (manager)  
 Ranzino, Sam – 1948-49-50-51  
 Rennie, Jim – 1935-38-39  
 Rex, Ray – 1934-35  
 Richards, Geoff – 1995-96  
 Richter, John – 1957-58-59  
 Ripple, J.H. – 1920-21  
 Risinger, Jim – 1969-70-71  
 Ritter, Chris – 1991  
 Rivers, Morris – 1974-75  
 Roach, Will – 2002-03-04-05  
 Robinson, Anthony – 1991-92  
 Robinson, Les – 1963-64  
 Rohloff, Ken – 1961-62-63  
 Rose, Bud – 1931-32  
 Ross, Scott – 2005-06-07 (manager)  
 Russell, H. E. – 1931  
 Ruta, Scott – 1987-88 (manager)

### S

Sakas, G.A. – 1944  
 Scheffel, Ronnie – 1953-54-55  
 Schwartz, Brent – 1998-99 (athletic trainer)

Seale, Donnie – 1992-93  
 Seitz, Bob – 1955-56-57  
 Seitz, Evan – 2000-01-02-03-04 (manager)  
 Serdich, Joe – 1967-68-69  
 Sevier, James – 1939-40  
 Shackelford, Charles – 1986-87-88  
 Shackelford, Terry – 1984  
 Shavlik, Ronnie – 1954-55-56  
 Sherrill, Fred – 1977  
 Sherrill, Scooter – 2001-02-03-04  
 Simmons, Cedric – 2005-06  
 Simon, Jason – 1990-91-92 (manager)  
 Simons, Adam – 2004  
 Sincock, Pom – 1963  
 Sloan, Mike – 1974-75 (manager)  
 Sloan, Norman – 1947-48-49  
 Smith, Kendall – 2009-10  
 Smith, Ray – 1939-40  
 Smoral, Steve – 1972  
 Smith, Tracy – 2008-09-10  
 Snow, Harold – 1947  
 Speaks, Jon – 1961-62-63  
 Speight, Bobby – 1951-52-53  
 Spence, Phil – 1974-75-76  
 Stepanovich, George – 1957-58-59  
 Stine, Charles – 1947-48-49  
 Stoddard, Tim – 1973-74-75  
 Stokan, Gary – 1977  
 Strayhorne, G. V. – 1941-42  
 Strong, Danny – 1996-97  
 Stroup, Howell – 1938-39-40  
 Sudhop, Glenn – 1976-77-78-79  
 Summey, Michael – 1997-98 (manager)  
 Sutton, Jason – 1994-95-96-97  
 Swartzberg, F.L. – 1944

### T

Tabscot, J. C. – 1941-42  
 Talib, Idris – 1999-00  
 Taylor, Phil – 1964-65  
 Temple, Ben – 1916-17  
 Terrell, Tommy – 1995-96 (manager)  
 Terrill, Lee – 1950-51  
 Thomas, Johnny – 2009-10  
 Thompson, David – 1973-74-75  
 Thompson, Harold – 1981-82-83-84  
 Thompson, John – 1985  
 Thompson, Kevin – 1990-91-92-93  
 Thompson, Mel – 1952-54  
 Thornton, Damon – 1997-98-99-00-01  
 Tilley, Doug – 1969-70-71  
 Towe, Monte – 1973-74-75  
 Trifunovich, Nick – 1967-68  
 Trogden, R. B. – 1929 (manager)  
 Turner, Howard – 1942-44  
 Tyler, Dick – 1952-53-54

### U

Upton, Blake – 1999 (manager)  
 Urban, Michael – 1997-98 (manager)

### V

Vandenberg, Jordan – 2010  
 VanOsen, Henry – 1935-36-37  
 Vickers, Tommy – 1990-91-92 (manager)

### W

Wadsworth, Tyler – 1981-82 (manager)  
 Wagner, Ivan – 1996  
 Walker, Brian – 1977



Courtney Fells finished his career ranked 12th all-time in three-pointers made (147).

Walker, Steve – 1976-77  
 Walls, Robert R. – 1977-78-79 (manager)  
 Walters, Craig – 1976 (manager)  
 Warren, Mike – 1982-83-84-85  
 Warren, R. S. – 1928-29  
 Warren, Tony – 1977-78-79  
 Washburn, Chris – 1986  
 Waters, Bucky – 1956-57-58  
 Watkins, Levi – 2002-03-04-05  
 Watts, Craig – 1978-79-80-81  
 Webb, Anthony "Spud" – 1984-85  
 Weber, Phil – 1981-1984  
 Weems, Kelsey – 1986-87-88-89  
 Wells, Dan – 1969-70-71  
 Wells, Tim – 1997-98-99-00  
 Wherry, Dan – 1960-61-62  
 White, Dan – 1984-85 (manager)  
 White, Tyler – 2010 (manager)  
 Whitefield, Jim – 1962-63  
 Whitley, Roland – 1989-90  
 Whitney, Charles – 1977-78-79-80  
 Whitt, Steve – 1982 (manager)

Whittenburg, Dereck – 1980-81-82-83  
 Wilkins, Ben – 1998-99-00-01 (manager)  
 Wilkins, Damien – 2000-01  
 Williams, Chad – 2007-08  
 Williams, C.J. – 2009-10  
 Williams, Cornelius – 1998-99-00-01  
 Williams, Marshall – 2000  
 Williams, Walt – 1995 (manager)  
 Williford, Vann – 1968-69-70  
 Wilson, Marcus – 1993-94-95-96  
 Womble, Rufus – 1934  
 Wood, Scott – 2010  
 Woodward, J. – 1930  
 Worsley, Larry – 1964-65-66  
 Wright, E. E. – 1929  
 Wright, Eddie – 1971 (manager)

### Y

York, Melton – 1935-36-37  
 York, Smedes – 1963  
 Young, Henry – 1928-29  
 Yurin, Bernie – 1951-52-53

The following jersey numbers were worn by former and current Wolfpack players.

Table with jersey numbers 0 through 12 and names of players who wore them, such as Michael Bell (0), Danny Strong (00), and Darren Davis (12).

Table with jersey numbers 13 through 22 and names of players who wore them, such as Panagiotis Fasoulas (13), Bucky Waters (14), and Bob McGillivray (22).

Table with jersey numbers 23 through 32 and names of players who wore them, such as Bennie Bolton (23), Ken Clark (23), and Ernie Myers (32).

Table with jersey numbers 33 through 43 and names of players who wore them, such as Robert Jackson (33), Monte Towe (25), and Ernie Myers (42).

Table with jersey numbers 45 through 55 and names of players who wore them, such as Donnie Perkins (45), George Stepanovich (52), and Bob DiStefano (54).

Table with jersey numbers 57 through 77 and names of players who wore them, such as Sam Ranzi (57), Eddie Bartels (77), and Bobby Goss (74).

Table with jersey numbers 79 through 89 and names of players who wore them, such as Warren Cartier (79), Eddie Bartels (83), and Dan Knapp (86).

Table with jersey numbers 90 through 99 and names of players who wore them, such as Phil Taylor (90), Tony Gannan (91), and Nick Pond (95).

Table with jersey numbers 000 through 009 and names of players who wore them, such as Justin Clark (007), Justin Gaine (008), and Cedric Simmons (009).

Table with jersey numbers 100 through 109 and names of players who wore them, such as Archie Miller (100), Anthony Grundy (101), and Cedric Simmons (102).

Table with jersey numbers 110 through 119 and names of players who wore them, such as Tony Bethel (110), Ilian Evtimov (111), and Cedric Simmons (112).

Table with jersey numbers 120 through 129 and names of players who wore them, such as Archie Miller (120), Anthony Grundy (121), and Cedric Simmons (122).

At the end of each season, the NC State coaching staff awards various honors for the efforts to certain players at the teams banquet.

JON SPEAKS AWARD

Awarded annually to the NC State player who best typifies the attributes of the late Wolfpack captain (1963), who was killed in an automobile accident in May of 1963.

Table listing the recipients of the Jon Speaks Award from 2010 to 2006, including Kendall Smith and Julius Mays.

PRACTICE PLAYER OF THE YEAR

Given to the player who exhibited the best hustle, spirit, and hard work to help improve himself and the team during practice.

Table listing the recipients of the Practice Player of the Year award from 2010 to 2009.

SCHOLAR ATHLETE AWARD

Table listing the recipients of the Scholar Athlete Award from 2010 to 2009.

NATE MC MILLAN BEST DEFENDER

McMillan displayed tremendous versatility throughout his career. At 6-6, McMillan was able to guard three different positions.

Table listing the recipients of the Nate McMillan Best Defender award from 2006 to 1997.

DAVID THOMPSON AWARD

Given to the player who displayed exceptional skills, versatility, a high-level of productivity, and a winning attitude.

Table listing the recipients of the David Thompson Award from 2010 to 2007.

JIM VALVANO COACHES AWARD

Given to the player whose performance expresses the highest level of team loyalty, dedication to his school, and an attitude and spirit that inspires his teammates to never give up.

Table listing the recipients of the Jim Valvano Coaches Award from 2010 to 2008.

MOST IMPROVED

Given to the player who increases his level of play throughout the course of the season.

Table listing the recipients of the Most Improved award from 2010 to 1997.

MONTE TOWE MOST CHARGES DRAWN

Though charges weren't tracked during Towe's career, the diminutive point guard was a noted specialist, especially vs. UCLA in the 1974 Final Four.

Table listing the recipients of the Monte Towe Most Charges Drawn award from 2010 to 1997.

KEVIN THOMPSON FIELD GOAL PERCENTAGE

The Pack's center from 1989-92 had the three highest single-season field-goal shooting efforts in school history.

Table listing the recipients of the Kevin Thompson Field Goal Percentage award from 2010 to 1997.

FERRY GANNON BEST FREE THROW SHOOTER

Gannon, a two-time Academic All-American, is the school's all-time leading free-throw shooter at 85.4 percent.

Table listing the recipients of the Ferry Gannon Best Free Throw Shooter award from 2006 to 1997.

CHRIS CORCHIANI ASSIST-TO-TURNOVER RATIO

During his career, Corchiani became the first player in NCAA history to amass 1,000 career assists.

Table listing the recipients of the Chris Corchiani Assist-to-Turnover Ratio award from 2006 to 1997.

SIDNEY LOWE MOST DEFECTIONS

Former Pack point guard finished his career with 220 career steals, leading the ACC as a sophomore and senior.

Table listing the recipients of the Sidney Lowe Most Deflections award from 2006 to 1997.

LORENZO CHARLES OFFENSIVE REBOUNDING

Charles snared what is, perhaps, the most memorable offensive rebound in all of college basketball history.

Table listing the recipients of the Lorenzo Charles Offensive Rebounding award from 2006 to 1997.

BEST SCREENER/CUTTER

Table listing the recipients of the Best Screener/Cutter award from 2006 to 1998.

SIXTH MAN AWARD

Table listing the recipients of the Sixth Man Award from 2006 to 2002.

MOST VERSATILE

Table listing the recipients of the Most Versatile award from 2006 to 2003.

BEST SHOT BLOCKER

Table listing the recipients of the Best Shot Blocker award from 2006 to 2005.



**NATIONAL/NCAA**

**HONORS**

**National Player of the Year**

1974 David Thompson (Associated Press)  
1975 David Thompson (AP, UPI, USBWA, NABC, Sporting News)

**James Naismith Award**

1975 David Thompson

**Eastman Kodak Award**

1975 David Thompson

**Dunlop Athlete of the Year**

1975 David Thompson

**National Coach of the Year**

1973 Norm Sloan (Basketball Weekly)  
1974 Norm Sloan (AP, USBWA)  
1983 Jim Valvano (Eastern Basketball, Spalding, Hawkeye Rebounders Club, Medalist Sports Industries)

**U.S. Olympians**

1972 Tommy Burleson  
1976 Kenny Carr

**Naismith Memorial Hall of Fame**

1982 Everett Case  
1996 David Thompson

**NCAA Silver Anniversary Award**

1981 Ronnie Shavlik

**Paine Webber Scholar Athlete of the Year**

1996 Todd Fuller

**GTE Academic**

**All-America of the Year**

1996 Todd Fuller

**GTE/COSIDA**

**Academic All-America**

1984 Terry Gannon  
1985 Terry Gannon  
1995 Todd Fuller  
1996 Todd Fuller

**NCAA Postgraduate Scholarship Winners**

1966 Pete Coker  
1985 Terry Gannon  
1996 Todd Fuller

**ACC HONORS**

**ACC Athlete of the Year**

1959 Lou Pucillo  
1973 David Thompson  
1975 David Thompson

**ACC Player of the Year**

1956 Ronnie Shavlik  
1959 Lou Pucillo  
1973 David Thompson  
1974 David Thompson  
1975 David Thompson  
1991 Rodney Monroe  
2004 Julius Hodge

**ACC Coach of the Year**

1954 Everett Case  
1955 Everett Case  
1958 Everett Case  
1965 Press Maravich  
1970 Norm Sloan  
1973 Norm Sloan  
1974 Norm Sloan  
1989 Jim Valvano  
2004 Herb Sendek

**ACC Rookie of the Year**

1977 Hawkeye Whitney

**All-ACC (first team)**

1954 Mel Thompson  
1955 Ronnie Shavlik  
1956 Ronnie Shavlik  
Vic Molodet  
1958 Lou Pucillo  
1959 Lou Pucillo  
John Richter  
Jon Speaks  
1962 Larry Lakins  
1966 Eddie Biedenbach  
1968 Eddie Biedenbach  
1969 Vann Williford  
1970 Vann Williford  
1972 Tommy Burleson  
1973 David Thompson  
Tommy Burleson  
1974 David Thompson  
Monte Towe  
David Thompson  
1975 David Thompson  
1976 Kenny Carr  
1977 Kenny Carr  
1979 Hawkeye Whitney  
1980 Hawkeye Whitney  
1983 Thurl Bailey  
Sidney Lowe  
1984 Lorenzo Charles  
1985 Lorenzo Charles  
1988 Vinny Del Negro  
Charles Shackelford  
1989 Chucky Brown  
Rodney Monroe  
Rodney Monroe  
1991 Rodney Monroe  
1992 Tom Gugliotta  
1996 Anthony Grundy  
2003 Julius Hodge  
2004 Julius Hodge

**(second team)**

1954 Vic Molodet  
1955 Vic Molodet  
1957 John Richter  
1958 John Richter  
1959 George Stepanovich  
1960 Bob DiStefano  
1961 Ken Rohloff  
1962 John Pungier

1963 Ken Rohloff  
1966 Pete Coker  
1970 Paul Coder  
Ed Leftwich  
1971 Ed Leftwich  
1974 Tommy Burleson  
1978 Clyde Austin  
Hawkeye Whitney  
Sidney Lowe  
1981 Thurl Bailey  
1982 Dereck Whittenburg  
1986 Chris Washburn  
1989 Chris Corchiani  
1990 Rodney Monroe  
1991 Chris Corchiani  
Tom Gugliotta  
1995 Todd Fuller  
1997 C.C. Harrison  
1998 C.C. Harrison  
2004 Marcus Melvin  
2005 Julius Hodge  
2010 Tracy Smith

1992 Kevin Thompson  
1993 Kevin Thompson  
1994 Todd Fuller  
2006 Cameron Bennerman  
2007 Brandon Costner

**(third team)**

1992 Kevin Thompson  
1993 Kevin Thompson  
1994 Todd Fuller  
2006 Cameron Bennerman  
2007 Brandon Costner

**ACC 50th Anniversary Team**

2002 Tommy Burleson  
Rodney Monroe  
David Thompson  
Ronnie Shavlik  
1999 David Thompson  
2000 Tommy Burleson  
2001 Norm Sloan  
2002 Lou Pucillo  
2003 50th Anniversary Team  
2004 Chris Corchiani  
2005 Kenny Carr  
2006 Bob Speight  
2007 Tom Gugliotta  
2008 Lorenzo Charles  
2009 Monte Towe  
2010 Rodney Monroe  
2011 Todd Fuller

**MULTIPLE 1ST-TEAM ALL-ACC SELECTIONS**

David Thompson  
Three Times  
Two Times  
Ronnie Shavlik  
Lou Pucillo  
Eddie Biedenbach  
Vann Williford  
Tommy Burleson  
Kenny Carr  
Hawkeye Whitney  
Lorenzo Charles  
Rodney Monroe  
Julius Hodge

**ACC All-Academic**

1965 Pete Coker  
1966 Pete Coker  
Harold Blondeau  
1970 Al Heartley  
Vann Williford  
1984 Terry Gannon  
1985 Terry Gannon  
1986 Walker Lambiotte  
1987 Walker Lambiotte  
1994 Todd Fuller  
1995 Todd Fuller

1996 Todd Fuller  
Ilian Evtimov  
Josh Powell  
2002 Ilian Evtimov  
2006 Ilian Evtimov  
Ben McCauley  
Ben McCauley  
2007 Johnny Thomas  
2009 Johnny Thomas

**ACC All-Freshman Team**

1995 Ishua Benjamin  
1997 Damon Thornton  
1998 Kenny Inge  
1999 Adam Harrington  
2002 Julius Hodge  
2004 Engin Atsür  
2007 Courtney Fells  
Brandon Costner

**All-ACC Tournament (first team)**

1954 Mel Thompson  
Ronnie Shavlik  
1955 Ronnie Shavlik (MVP)  
1956 Vic Molodet (MVP)  
John Maglio  
Lou Pucillo  
1958 Lou Pucillo (MVP)  
1959 John Richter  
George Stepanovich  
Ken Rohloff  
1963 Larry Worsley (MVP)  
1965 Larry Worsley (MVP)  
1966 Eddie Biedenbach  
Tommy Mattocks  
1968 Eddie Biedenbach  
Vann Williford  
Vann Williford (MVP)  
1970 Paul Coder  
1971 Tommy Burleson (MVP)  
1973 David Thompson (MVP)  
1974 Tommy Burleson (MVP)  
David Thompson  
1975 David Thompson  
Kenny Carr  
1977 Kenny Carr  
Thurl Bailey  
1983 Thurl Bailey  
Sidney Lowe (MVP)  
Dereck Whittenburg  
Vinnny Del Negro (MVP)  
1987 Charles Shackelford  
1988 Rodney Monroe  
1991 C.C. Harrison  
1997 Justin Gainey  
2000 Damien Wilkins  
2002 Anthony Grundy  
Archie Miller  
Julius Hodge  
Marcus Melvin  
Josh Powell  
Brandon Costner  
Gavin Grant

**(second team)**

1954 Herb Applebaum  
1955 Vic Molodet  
Phil DiNardo  
1956 Ronnie Shavlik  
1959 Bob MacGillivray  
1960 Bob DiStefano  
1965 Tommy Mattocks  
1966 Vann Williford  
1970 Ed Leftwich  
1971 Joe Dunning  
1974 Al Heartley  
1975 Monte Towe  
1979 Monte Towe  
Hawkeye Whitney  
Clyde Austin  
1982 Dereck Whittenburg

1983 Lorenzo Charles  
1985 Spud Webb  
1987 Bennie Bolton  
Chucky Brown  
Charles Shackelford

1988 Vinny Del Negro  
Rodney Monroe

1991 Chris Corchiani  
1997 Danny Strong  
Jeremy Hyatt

1999 Anthony Grundy  
2002 Julius Hodge  
Marcus Melvin  
Scooter Sherrill

2003 Julius Hodge  
2004 Ilian Evtimov  
2005 Julius Hodge

2007 Engin Atsür  
Courtney Fells  
Ben McCauley

2010 Tracy Smith  
Scott Wood

1933 Frank Goodwin  
1936 Morris Johnson  
1937 Gilbert Clark

1937 Connie Mack Berry  
1942 Bones McKinney  
1947 Dick Dickey  
Pete Negley  
Leo Katkavek

1948 Dick Dickey  
Ed Bartels

1949 Dick Dickey  
Sammy Ranzino  
Vic Bubas

1950 Dick Dickey  
Sammy Ranzino  
Vic Bubas

1951 Sammy Ranzino  
1952 Lee Terrill  
Bobby Speight  
Bobby Speight

1953

**Multiple 1st-Team All-Southern Conference Selections**

1929 Frank Goodwin  
L.F. Haar  
1933 Gilbert Clark  
1934 Ray Rex  
1942 Bones McKinney  
1947 Dick Dickey  
Pete Negley  
Ed Bartels  
Leo Katkavek  
1951 Sammy Ranzino (MVP)  
1952 Dick Dickey  
1953 Bobby Speight  
Mel Thompson

**All-Southern Conference Tournament (first team)**

1929 Frank Goodwin  
L.F. Haar  
1933 Gilbert Clark  
1934 Ray Rex  
1942 Bones McKinney  
1947 Dick Dickey  
Pete Negley  
Ed Bartels  
Leo Katkavek  
1951 Sammy Ranzino (MVP)  
1952 Dick Dickey  
1953 Bobby Speight  
Mel Thompson

**(second team)**

1929 R.S. Warren  
Henry Young  
Ray Rex  
1935 Connie Mack Berry  
1937 Bill Mann  
1938 Connie Mack Berry  
1939 Bill Mann  
Jim Rennie  
1942 Bernie Mock  
Jack Tabscott  
1947 Ed Bartels  
Leo Katkavek  
1948 Warren Cartier  
Dick Dickey  
Paul Horvath  
1950 Vic Bubas  
1952 Paul Horvath  
1953 Bobby Speight

**DIXIE CLASSIC HONORS**

The Dixie Classic, held in Reynolds Coliseum, was the premier basketball tournament in the country from 1949-60.  
**Dixie Classic MVP**  
1949 Dick Dickey  
1950 Sammy Ranzino  
1951 Lee Terrill  
1954 Ronnie Shavlik

**EVERETT CASE AWARD**

The Everett N. Case Award is named in honor of the late NC State basketball coach. It is presented each year to the outstanding performer in the prestigious ACC Tournament by a vote of the head basketball coaches. The award was named in honor of Coach Case for the 1965 tournament, and NC State's Larry Worsley was the first winner of the Everett Case Award.

1955 Ronnie Shavlik  
1956 Vic Molodet  
1959 Lou Pucillo  
1965 Larry Worsley  
1970 Vann Williford  
1973 Tommy Burleson  
1974 Tommy Burleson  
1983 Sidney Lowe  
1987 Vinny Del Negro

**NCAA TOURNAMENT HONORS**

**NCAA Final Four MVP**

1974 David Thompson

**All-NCAA Finals**

1950 Dick Dickey  
1974 David Thompson  
Tommy Burleson  
Monte Towe  
1983 Thurl Bailey  
Sidney Lowe  
Dereck Whittenburg

**NCAA All-Regional Teams**

1950 Dick Dickey (East)  
1954 Ronnie Shavlik (East)  
1965 Larry Lakins (East)  
1970 Vann Williford (East)  
1974 David Thompson ( East)  
Tommy Burleson  
Monte Towe  
Thurl Bailey (West)  
Lorenzo Charles  
Dereck Whittenburg  
1985 Lorenzo Charles (West)  
Spud Webb  
1986 Chris Washburn (Midwest)  
Charles Shackelford  
1989 Rodney Monroe (East)

**ALL-SOUTHERN CONFERENCE HONORS**

**All-Southern Conference**  
1929 Bob Warren

1955 Ronnie Shavlik  
1958 John Richter

**All-Dixie Classic**

1949 Sammy Ranzino  
1950 Sammy Ranzino  
1951 Lee Terrill  
1954 Ronnie Shavlik  
Vic Molodet  
1955 Ronnie Shavlik  
Vic Molodet  
1956 John Maglio  
1957 Whitey Bell  
1958 Lou Pucillo  
John Richter

**H.C. KENNETT AWARD**

(Awarded to the outstanding all-around student-athlete of the year at NC State.)  
1965 Pete Coker  
1969 Vann Williford  
1973 David Thompson  
1974 David Thompson  
1982-83 Thurl Bailey  
1984-85 Terry Gannon  
1990-91 Chris Corchiani  
Rodney Monroe  
1991-92 Tom Gugliotta  
1995-96 Todd Fuller  
2005-06 Julius Hodge

**NORRIS ATHLETIC TROPHY**

(Awarded annually commencing 1924 to the best all-round athlete at NC State by Norris, Inc., of Atlanta, GA., through its president, Frank E. Lowenstein, a State alumnus. Possession of this trophy depends, not only upon athletic ability, but upon general scholastic lines as well.)  
1924 Rochelle Johnson  
1927 Jack McDowall  
1928 Jack McDowall  
1929 Frank Goodwin  
1930 Maurice Johnson

**ALUMNI ATHLETIC TROPHY**

(Presented annually by the North Carolina State Alumni Association to the outstanding senior athlete, as voted upon by the student body. This trophy continues in the tradition of the Norris Athletic Trophy.)  
1932 Bud Rose  
1934 Bob McQuage  
1935 Ray Rex  
1937 Neill Dalrymple  
1938 Eddie Berlinsky  
1941 Howell Stroup  
1948 Leo Katkavek  
1949 Jack McComas, Jr.  
1950 Dick Dickey  
1951 Vic Bubas  
1952 Lee Terrill  
1953 Bobby Speight  
1954 Mel Thompson  
1955 Ronnie Scheffel  
1956 Ronnie Shavlik  
1957 Bob Seitz  
1959 Lou Pucillo  
1960 Don Gallagher  
1961 Bruce Hoadley  
1966 Pete Coker  
1970 Vann Williford  
1971 Al Heartley  
1973 Rick Holdt  
1974 Tommy Burleson  
1975 David Thompson  
1985 Terry Gannon  
1988 Vinny Del Negro  
1991 Chris Corchiani  
Rodney Monroe  
1992 Tom Gugliotta  
1996 Todd Fuller

**ACC HONOR ROLL**

(The ACC Honor Roll is comprised of those student-athletes who participated in a varsity-level sport and registered a grade point average of 3.0 or better for the full academic year.)

1959 Bruce Hoadley  
John Richter  
1960 Bruce Hoadley  
1961 Bruce Hoadley  
1962 Robert Mayton  
Smedes York  
1963 John Key  
Pomeroy Sinnock  
Smedes York  
1964 James Sellers  
1965 Hal Blondeau  
Pete Coker  
1966 Hal Blondeau  
Pete Coker  
Ray Hodgdon  
Larry Worsley  
Renaldo Lovisa  
Van Williford  
1970 Al Heartley  
Renaldo Lovisa  
James Risinger  
Douglas Tilley  
1972 Renaldo Lovisa  
1974 Leo Campbell  
Bill Lake  
1975 Ralph Burts  
Leo Campbell  
Bruce Dayhuff  
Greg Hawkins  
Craig Kusmaul  
Alan Leary  
Mark Moeller  
Mo Rivers  
Julian Sparrow  
Brian Walker  
1977 Brian Walker  
1983 Terry Gannon  
1984 Terry Gannon  
1985 Terry Gannon  
1986 Walker Lambiotte  
1987 Walker Lambiotte  
1991 Marc Lewis  
1993 Todd Fuller  
1994 Todd Fuller  
1995 Todd Fuller  
1996 Todd Fuller  
Luke Buffum  
1997 Luke Buffum  
Steve Norton  
Jason Sutton  
1999 Ben Petty  
2000 Ben Petty  
John Hampton  
2002 Ilian Evtimov  
Brian Keeter  
Josh Powell  
Levi Watkins  
2003 Ilian Evtimov  
2004 Engin Atsür  
Ilian Evtimov  
Chris McCoy  
Will Roach  
2006 Ilian Evtimov  
Ben McCauley  
Chris McCoy  
Brian Neiman  
Braxton Albritton  
Just1n Clark  
2008 Ben McCauley  
Johnny Thomas  
2009 Enrico Kufuor  
2010 Kendall Smith



RECORDS



## INDIVIDUAL

## POINTS

|              |       |   |          |
|--------------|-------|---|----------|
| Single Game  |       |   |          |
| Overall      | 57    | David Thompson (27 FG, 3 FT) vs. Buffalo St. at RBC | 12/4/74  |
| at Reynolds  | 33    | J.J. Hickson vs. Western Carolina                   | 12/29/07 |
| Away vs. ACC | 49    | David Thompson vs. Buffalo St.                      | 12/4/74  |
| By a Fr.:    | 48    | Ronnie Shavlik at Villanova                         | 1/1/55   |
| By a So.:    | 48    | Rodney Monroe vs. Georgia Tech                      | 1/31/91  |
| By a Jr.:    | 35    | Ernie Myers vs. Duke                                | 1/26/83  |
| By a Sr.:    | 43    | Ed Leftwich vs. Atlantic Christian                  | 12/8/70  |
| Season       | 57    | Ronnie Shavlik vs. William & Mary                   | 12/1/55  |
| Career       | 838   | David Thompson (347 FG, 144 FT)                     | 12/4/74  |
|              | 2,551 | Rodney Monroe (885 FG, 322 3FG, 459 FT)             | 1975     |

## SCORING AVERAGE

|        |      |                                  |         |
|--------|------|----------------------------------|---------|
| Season | 29.9 | David Thompson (838 in 28 gms)   | 1975    |
| Career | 26.8 | David Thompson (2,309 in 86 gms) | 1973-75 |

## DOUBLE FIGURE SCORING GAMES

|             |     |               |         |
|-------------|-----|---------------|---------|
| Season      | 31  | Rodney Monroe | 1991    |
| Career      | 111 | Rodney Monroe | 1988-91 |
| Consecutive | 69  | Rodney Monroe | 1989-91 |
|             | 69  | Kenny Carr    | 1975-77 |

## GAMES PLAYED

|        |     |  |         |
|--------|-----|--|---------|
| Season | 36  | 11 times by 11 players - Most recently:<br>Dennis Horner 2010<br>Julius Mays 2010<br>Scott Wood 2010 |         |
| Career | 134 | Ernie Myers  | 1983-86 |
|        | 134 | Cozell McQueen   | 1982-85 |

## GAMES STARTED

|        |     |              |         |
|--------|-----|--------------|---------|
| Season | 36  | Scott Wood   | 2010    |
|        | 36  | Ben McCauley | 2007    |
|        | 36  | Thurl Bailey | 1983    |
|        | 36  | Sidney Lowe  | 1983    |
| Career | 125 | Julius Hodge | 2002-05 |

## MINUTES PLAYED

|        |      |                                    |         |
|--------|------|------------------------------------|---------|
| Game   | 59   | Chucky Brown vs. Wake Forest (40T) | 3/4/89  |
| Season | 1313 | Gavin Grant                        | 2007    |
| Career | 4258 | Julius Hodge (129 gms)             | 2002-05 |

## 20-PT. GAMES

|        |    |               |         |
|--------|----|---------------|---------|
| Season | 28 | Rodney Monroe | 1991    |
| Career | 69 | Rodney Monroe | 1988-91 |

## 30-PT. GAMES

|        |    |                |         |
|--------|----|----------------|---------|
| Season | 15 | David Thompson | 1975    |
| Career | 33 | David Thompson | 1973-75 |

## 40-PT. GAMES

|        |   |                |         |
|--------|---|----------------|---------|
| Season | 3 | Kenny Carr     | 1976    |
|        | 3 | David Thompson | 1974    |
|        | 3 | David Thompson | 1975    |
| Career | 7 | David Thompson | 1973-75 |

## MOST FIELD GOALS

|        |     |                                  |         |
|--------|-----|----------------------------------|---------|
| Game   | 27  | David Thompson vs. Buffalo State | 12/5/74 |
| Season | 347 | David Thompson                   | 1975    |
| Career | 939 | David Thompson                   | 1973-75 |

## MOST FIELD GOALS ATTEMPTED

|        |      |                          |         |
|--------|------|--------------------------|---------|
| Game   | 40   | Sammy Ranzino vs. Furman | 12/1/51 |
| Season | 760  | Sammy Ranzino            | 1951    |
| Career | 2237 | Sammy Ranzino            | 1948-51 |

## FIELD GOAL PERCENTAGE

|                           |  |          |  |
|---------------------------|--|----------|--|
| Game (min. 10 Att)        |  |          |  |
| 1.000                     | J.J. Hickson vs. William & Mary (12-12)    | 11/15/07 |  |
| 1.000                     | Josh Powell vs. North Carolina A&M (10-10) | 12/14/02 |  |
| Season (min. 100 FG Made) |  |          |  |
| .624                      | Kevin Thompson (194-311)                   | 1992     |  |
| .588                      | Kevin Thompson (530-901)                   | 1970-72  |  |

## THREE-POINT FIELD GOALS

|        |     |                                 |          |
|--------|-----|---------------------------------|----------|
| Game   | 9   | Rodney Monroe vs. UNC Asheville | 12/21/89 |
| Season | 104 | Rodney Monroe                   | 1991     |
| Career | 322 | Rodney Monroe                   | 1987-91  |

## THREE-POINT FIELD GOAL ATTEMPTS

|        |     |                              |         |
|--------|-----|------------------------------|---------|
| Game   | 17  | Chris Corchiani vs. Maryland | 1/26/91 |
| Season | 239 | Rodney Monroe                | 1991    |
| Career | 739 | Rodney Monroe                | 1987-91 |

## THREE-POINT FIELD GOAL PERCENTAGE

|                                   |   |         |  |
|-----------------------------------|---|---------|--|
| Game (min. 6 att.):               |   |         |  |
| 1.000                             | Migjen Bakalli vs. Southern Miss. (6-6) | 3/14/91 |  |
| .589                              | Terry Gannon (53-90)                    | 1983    |  |
| *.589                             | Terry Gannon (53-90)                    | 1982-85 |  |
| (*Total includes '83 season only) |   |         |  |

## FREE THROWS

|        |     |                               |         |
|--------|-----|-------------------------------|---------|
| Game   | 19  | Ronnie Shavlik vs. Penn State | 12/9/54 |
| Season | 224 | Sammy Ranzino                 | 1951    |
| Career | 596 | Julius Hodge                  | 2002-05 |

## FREE THROWS ATTEMPTED

|        |     |                              |         |
|--------|-----|------------------------------|---------|
| Game   | 26  | Ronnie Shavlik vs. Villanova | 1/29/55 |
| Season | 335 | Mel Thompson                 | 1954    |
| Career | 802 | Mel Thompson                 | 1952-54 |

## CONSECUTIVE FREE THROWS MADE

|      |    |                             |         |
|------|----|-----------------------------|---------|
| Game | 16 | Vic Molodet vs. Wake Forest | 12/6/55 |
|------|----|-----------------------------|---------|

## FREE THROW PERCENTAGE

|                |                                     |         |  |
|----------------|-------------------------------------|---------|--|
| Game (min. 15) |                                     |         |  |
| 1.000          | Vic Molodet vs. Wake Forest (16-16) | 12/6/55 |  |
| .885           | Rodney Monroe (162-183)             | 1991    |  |
| .854           | Terry Gannon (175-205)              | 1982-85 |  |

## REBOUNDS

|        |      |                              |         |
|--------|------|------------------------------|---------|
| Game   | 35   | Ronnie Shavlik vs. Villanova | 1/1/55  |
| Season | 581  | Ronnie Shavlik               | 1955    |
| Career | 1598 | Ronnie Shavlik               | 1954-56 |

## REBOUND AVERAGE

|        |      |                |         |
|--------|------|----------------|---------|
| Season | 19.5 | Ronnie Shavlik | 1956    |
| Career | 16.8 | Ronnie Shavlik | 1954-56 |

## OFFENSIVE REBOUNDS

|        |     |                               |          |
|--------|-----|-------------------------------|----------|
| Game   | 11  | Pierre Russell vs. Louisville | 12/17/84 |
| Season | 120 | Kevin Thompson                | 1992     |
| Career | 370 | Kevin Thompson                | 1990-93  |

## ASSISTS

|  |       |                              |         |
|--|-------|------------------------------|---------|
| Game   | 20    | Chris Corchiani vs. Maryland | 2/27/91 |
| Season   | 299   | Chris Corchiani              | 1991    |
| Career   | *1038 | Chris Corchiani              | 1988-91 |
| *First player in NCAA history to reach 1,000 assists |       |                              |         |

## STEALS

|        |     |                        |         |
|--------|-----|------------------------|---------|
| Game   | 10  | Moe Rivers vs. Clemson | 1/12/74 |
| Season | 95  | Chris Corchiani        | 1990    |
| Career | 328 | Chris Corchiani        | 1988-91 |

## BLOCKED SHOTS

|        |     |                                |          |
|--------|-----|--------------------------------|----------|
| Game   | 9   | Todd Fuller vs. William & Mary | 1/11/95  |
| Season | 9   | Thurl Bailey vs. West Virginia | 12/28/82 |
| Career | 95  | Thurl Bailey                   | 1983     |
|        | 207 | Thurl Bailey                   | 1980-83  |

## FOULS

|        |     |                |         |
|--------|-----|----------------|---------|
| Season | 110 | Ilian Evtimov  | 2005    |
| Career | 372 | Cozell McQueen | 1981-85 |

## ASSIST-TURNOVER RATIO

|                      |       |   |         |
|----------------------|-------|---|---------|
| Season               | 2.97  | Chris Corchiani (235 assists to 79 turnovers) | 1988    |
| Career               | *2.94 | Sidney Lowe (762 assists to 259 turnovers)    | 1980-83 |
| (*ACC career leader) |       |   |         |

## TEAM

## POINTS

|                        |       |   |
|------------------------|-------|---|
| Game                   | 144   | vs. Ga. Southern, 1973 (NCSU 144-100)   |
|                        | 144   | vs. Buffalo St., 1975 (NCSU 144-88)     |
| Season                 | 2,842 | 1951 (37 games)                         |
| Season Scoring Average | 92.9  | 1973 (2,509 points in 27 games)         |
| Fewest - Game          | 8     | vs. Davidson, 1923 (Dav. 19-8)          |
| Most Allowed           | 124   | by Maryland, 1979 (UM 124-110)          |
| Fewest Allowed         | 8     | by Wake Forest, 1918 (NCSU 30-8)        |
|                        | 8     | by North Carolina, 1926 (NCSU 17-8)     |
| Largest Victory Margin | 77    | vs. Appalachian St., 1973 (NCSU 130-53) |
| Largest Defeat Margin  | 52    | vs. North Carolina, 1921 (UNC 62-10)    |
| Highest Combined Score | 244   | vs. Ga Southern, 1973 (NCSU 144-100)    |

## VICTORY MARGIN

|         |       |                                      |
|---------|-------|--------------------------------------|
| Game    | 77    | vs. Appalachian State, 1972 (130-53) |
| Season: | +22.5 | 59.3-36.8 in 1964                    |

## FIELD GOALS MADE

|        |       |                                       |
|--------|-------|---------------------------------------|
| Game   | 68    | vs. Buffalo State, 1975 (NCSU 144-88) |
| Season | 1,157 | 1974 (31 games)                       |

## FIELD GOALS ATTEMPTED

|        |      |                                 |
|--------|------|---------------------------------|
| Game   | 119  | vs. Clemson, 1955 (NCSU 119-85) |
| Season | 2864 | 1954 (33 games)                 |

## FIELD GOAL PERCENTAGE

|          |               |                                 |
|----------|---------------|---------------------------------|
| Game     | 76.0% (19-25) | vs. Maryland, 1982 (NCSU 52-38) |
| 1st Half | 80.0% (8-10)  | vs. Duke, 1963 (D 78-52)        |
| 2nd Half | 80.0% (8-10)  | vs. Maryland, 1982 (NCSU 52-38) |
| Season   | .521          | 1982 (706 of 1356)              |

## THREE POINTERS MADE

|        |     |                                     |
|--------|-----|-------------------------------------|
| Game   | 18  | vs. Florida State, 1992 (FSU 87-79) |
| Season | 294 | 2005 (34 games)                     |

## THREE POINTERS ATTEMPTED

|        |     |                                 |
|--------|-----|---------------------------------|
| Game   | 42  | vs. Maryland, 1991 (MD 104-100) |
| Season | 809 | 1996 (31 games)                 |

## THREE POINT PERCENTAGE

|        |      |  |
|--------|------|--|
| Game   | .800 | vs. W. Carolina (8-10), 1983 (NCSU 103-66) |
| Season | .451 | 1983 (172 of 381)                          |

## FREE THROWS MADE

|        |     |                                   |
|--------|-----|-----------------------------------|
| Game   | 47  | vs. Penn State, 1954 (NCSU 99-77) |
| Season | 809 | 1954 (33 games)                   |

## FREE THROWS ATTEMPTED

|        |      |   |
|--------|------|---|
| Game   | 61   | vs. Va Tech, 1970, made 42 (NCSU 78-63) |
| Season | 1277 | 1954 (33 games)                         |

## FREE THROW PERCENTAGE

|        |               |                                       |
|--------|---------------|---------------------------------------|
| Game   | 1.000 (22-22) | vs. North Carolina, 2003 (NCSU 75-67) |
|        | 1.000 (22-22) | vs. Maryland, 1965 (NCSU 73-67)       |
| Season | .799          | 2004 (481 of 602)                     |

## REBOUNDS

|        |       |                          |
|--------|-------|--------------------------|
| Game   | 92    | vs. South Carolina, 1956 |
| Season | 2,091 | 1951 (37 games)          |

## REBOUND MARGIN

|        |       |                                  |
|--------|-------|----------------------------------|
| Game   | +49   | vs. South Carolina, 1956 (92-43) |
|        | +49   | vs. Clemson, 1955 (84-35)        |
| Season | +19.3 | 58.2-38.9 in 1955                |

## ASSISTS

|          |      |                            |
|----------|------|----------------------------|
| Game     | 35   | vs. Wake Forest, 1983      |
|          | 35   | vs. Brooklyn College, 1987 |
| Season   | 652  | 1988 (32 games)            |
| Per Game | 20.4 | 1988 (652 in 32 games)     |

## STEALS

|          |     |                            |
|----------|-----|----------------------------|
| Game     | 20  | vs. Brooklyn College, 1986 |
| Season   | 298 | 1990 (30 games)            |
| Per Game | 9.9 | 1990 (298 in 30 games)     |

## BLOCKED SHOTS

|          |     |                          |
|----------|-----|--------------------------|
| Game     | 15  | vs. UNC Wilmington, 1983 |
| Season   | 174 | 1986 (34 games)          |
| Per Game | 5.1 | 1986 (174 in 34 games)   |

## PERSONAL FOULS

|        |     |                                   |
|--------|-----|-----------------------------------|
| Game   | 36  | vs. Virginia, 1978 (UVA 81-73 OT) |
| Season | 724 | 1976 (30 games)                   |

## FEWEST TURNOVERS

|        |     |                        |
|--------|-----|------------------------|
| Game   | 2   | vs. Georgia Tech, 1991 |
| Season | 335 | 1993 (27 games)        |

## TURNOVERS FORCED

|        |     |                              |
|--------|-----|------------------------------|
| Game   | 39  | vs. Atlantic Christian, 1972 |
| Season | 641 | 2000 (34 games)              |

## OFFENSIVE REBOUNDS

|                           |     |                        |
|---------------------------|-----|------------------------|
| Game                      | 31  | vs. Prairie View, 1994 |
| Season                    | 437 | 1994 (30 games)        |
| (Not kept before 1986-87) |     |                        |

## ASSIST/TURNOVER RATIO

|        |      |                                       |
|--------|------|---------------------------------------|
| Game   | 10.0 | vs. Georgia Tech, 1991 (20 asst/2 TO) |
| Season | 1.6  | 1988 (652 assists to 404 turnovers)   |

## MISCELLANEOUS RECORDS

## SINGLE GAME POINTS

|                          |    |  |
|--------------------------|----|--|
| 1st Half                 | 70 | vs. Char. Southern, 1990 (NCSU 135-80) |
| 2nd Half                 | 76 | vs. Ga Southern, 1973 (NCSU 144-100)   |
|                          | 76 | vs. Buffalo St., 1975 (NCSU 144-88)    |
| Overtime (single period) | 21 | vs. North Carolina, 1983               |
| Overtime (all periods)   | 33 | at Wake Forest, 1989 (4 ots)           |

## SEASON

|                           |         |                                 |
|---------------------------|---------|---------------------------------|
| Highest Opp. Scoring Avg. | 83.5    | 1991 (2,587 points in 31 games) |
| Average Scoring Margin    | +27.5   | 1948 (NCSU 75.2-47.7)           |
| Longest Win Streak        | 28 gms. | 1974                            |

## TRIPLE DOUBLES

|          |              |                                  |
|----------|--------------|----------------------------------|
| NC State | Julius Hodge | vs. North Carolina A&T, 12/14/02 |
|          |              | 11 pts., 12 reb., 10 assists     |
| Opponent | Bob Sura     | Florida State, 1/15/95           |
|          |              | 19 pts., 12 rebs., 12 assists    |
|          | Bill Miller  | Virginia, 2/1/55                 |
|          |              | 11 pts., 10 reb., 10 assists     |





POINTS

Table with columns: Rk, Name, Opponent, Date, Pts. Lists top 14 players by total points.

Table with columns: Rk, Name, Year, GP, Pts. Lists top 15 players by season points.

Table with columns: Rk, Name, Years, GP, Points. Lists top 15 players by career points.

SCORING AVERAGE

Table with columns: Rk, Player, Year, GP, Pts., Avg. Lists top 6 players by scoring average.

YEARLY SCORING LEADERS

Table with columns: Year, Name, G, Pts, Avg. Lists yearly scoring leaders from 1952-81.

WOLFPACK 1,000 POINT SCORERS

Table with columns: Rk, Name, Years, GP-GS, Points. Lists 43 players who reached 1,000 points.

NC STATE'S 30-POINT PLUS SCORERS

Table with columns: Name, 30+ Games, Larry Lakins, Pete Coker, Charles Shackelford, etc. Lists players with 30+ 30-point games.

Table with columns: Rk, Player, Years, GP, Pts., Avg. Lists top 15 players by career points.

Table with columns: Rk, Player, Years, GP, Pts., Avg. Lists top 15 players by season points.

20 POINT GAMES

Table with columns: Rk, Name, Year, GP, 20 pt. Lists top 4 players by 20-point games.

Table with columns: Rk, Name, Years, GP, 20 pt. Lists top 2 players by career 20-point games.

30-POINT GAMES

Table with columns: Rk, Name, Year, GP, 30 pt. Lists top 5 players by 30-point games.

Table with columns: Rk, Name, Years, GP, 30 pt. Lists top 2 players by career 30-point games.

40-POINT GAMES

Table with columns: Rk, Name, Year, GP, 40 pt. Lists top 3 players by 40-point games.

Table with columns: Rk, Name, Years, GP, 40 pt. Lists top 3 players by career 40-point games.

30+ POINT SCORING GAMES

Table with columns: Rk, Name, Opponent, Date, Pts. Lists 30+ scoring games from 1950 to 2010.



# REBOUNDS

## REBOUNDS

| Rk  | Name, Opponent, Date                     | Reb. |
|-----|--|------|
| 1.  | Ronnie Shavlik, Villanova, 1/1/55        | 35   |
| 2.  | Ronnie Shavlik, South Carolina, 2/11/56  | 34   |
| 3.  | Ronnie Shavlik, Brigham Young, 12/21/55  | 29   |
| 4.  | Ronnie Shavlik, Clemson, 2/4/56          | 28   |
|     | Ronnie Shavlik, Virginia, 2/1/55         | 28   |
| 6.  | Ronnie Shavlik, E. Kentucky, 12/10/55    | 25   |
| 7.  | Tommy Burleson, Providence, 3/14/74      | 24   |
|     | Ronnie Shavlik, North Carolina, 12/31/55 | 24   |
|     | Ronnie Shavlik, South Carolina, 12/14/55 | 24   |
|     | Ronnie Shavlik, Temple, 12/4/55          | 24   |
|     | Ronnie Shavlik, Furman, 1/12/55          | 24   |
|     | Ronnie Shavlik, Texas Tech, 12/18/54     | 24   |
|     | Ronnie Shavlik, Furman, 12/1/53          | 24   |
| 14. | J.J. Hickson, Clemson, 2/16/08           | 23   |
|     | Tommy Burleson, Pittsburgh, 1/22/72      | 23   |
|     | John Richter, South Carolina, 3/5/59     | 23   |
|     | George Stepanovich, Maryland, 2/14/59    | 23   |
|     | Ronnie Shavlik, North Carolina, 2/21/56  | 23   |
|     | Ronnie Shavlik, Penn State, 12/3/55      | 23   |
| 20. | Ronnie Shavlik, Maryland, 1/12/56        | 22   |
|     | Ronnie Shavlik, Canisius, 3/12/56        | 22   |
|     | Cliff Dwyer, Temple, 12/4/54             | 22   |
|     | Ronnie Shavlik, Seton Hall, 12/28/53     | 22   |

| Rk  | Name               | Year | GP | Reb. |
|-----|--------------------|------|----|------|
| 1.  | Ronnie Shavlik     | 1955 | 32 | 581  |
| 2.  | Ronnie Shavlik     | 1956 | 28 | 545  |
| 3.  | Ronnie Shavlik     | 1954 | 35 | 472  |
| 4.  | Paul Horvath       | 1951 | 34 | 448  |
| 5.  | Mel Thompson       | 1952 | 30 | 397  |
| 6.  | Tommy Burleson     | 1974 | 31 | 377  |
| 7.  | John Richter       | 1959 | 26 | 370  |
| 8.  | Tommy Burleson     | 1972 | 26 | 365  |
| 9.  | Bobby Speight      | 1952 | 33 | 364  |
| 10. | Bobby Speight      | 1953 | 32 | 356  |
| 11. | Mel Thompson       | 1954 | 35 | 338  |
| 12. | Bobby Speight      | 1951 | 37 | 337  |
| 13. | George Stepanovich | 1959 | 26 | 331  |
| 14. | Mel Thompson       | 1953 | 32 | 328  |
| 15. | Tommy Burleson     | 1973 | 27 | 324  |
|     | Cliff Dwyer        | 1955 | NA | 324  |

| Rk  | Name                | Years   | GP  | Reb. |
|-----|---------------------|---------|-----|------|
| 1.  | Ronnie Shavlik      | 1954-56 | 95  | 1598 |
| 2.  | Tommy Burleson      | 1972-74 | 84  | 1066 |
| 3.  | Mel Thompson        | 1952-54 | 97  | 1063 |
| 4.  | Bobby Speight       | 1951-53 | 102 | 1057 |
| 5.  | John Richter        | 1957-59 | 74  | 936  |
| 6.  | Todd Fuller         | 1993-96 | 115 | 887  |
| 7.  | Kenny Inge          | 1998-01 | 123 | 833  |
| 8.  | Tom Gugliotta       | 1989-92 | 113 | 820  |
| 9.  | Kevin Thompson      | 1990-93 | 118 | 815  |
| 10. | Cozell McQueen      | 1982-85 | 134 | 800  |
| 11. | Kenny Carr          | 1975-77 | 86  | 789  |
| 12. | Julius Hodge        | 2002-05 | 129 | 773  |
| 13. | Damon Thornton      | 1997-01 | 111 | 771  |
| 14. | Vann Williford      | 1968-70 | 81  | 760  |
| 15. | Thurl Bailey        | 1980-83 | 123 | 759  |
| 16. | Phil Spence         | 1974-76 | 88  | 742  |
| 17. | Charles Shackleford | 1986-88 | 94  | 735  |

|     |                 |         |     |     |
|-----|-----------------|---------|-----|-----|
| 18. | Lorenzo Charles | 1982-85 | 126 | 730 |
| 19. | Phil DiNardo    | 1954-56 | 86  | 705 |
| 20. | David Thompson  | 1973-75 | 86  | 694 |

## OFFENSIVE REBOUNDS

| Rk  | Name, Opponent, Date                       | Reb. |
|-----|--|------|
| 1.  | Pierre Russell vs. Louisville, 12/17/84    | 11   |
| 2.  | Tracy Smith vs. Wake Forest, 2/11/09       | 10   |
|     | Charles Shackleford vs. Ga. Tech, 1/16/80  | 10   |
| 4.  | Brandon Costner vs. NCCU, 2/3/09           | 9    |
|     | Damon Thornton vs. Fla. Atlantic, 11/22/96 | 9    |
|     | Todd Fuller vs. Maryland, 1/20/96          | 9    |
|     | Marc Lewis vs. Georgia Tech, 1/27/93       | 9    |
|     | Lorenzo Charles vs. Louisville, 12/17/84   | 9    |
|     | Lorenzo Charles vs. Wake Forest, 1/21/84   | 9    |
|     | Cozell McQueen vs. Maryland, 1/29/83       | 9    |
| 11. | Ben McCauley vs. Georgia Tech, 1/17/09     | 8    |
|     | Ben McCauley vs. Maryland, 2/14/07         | 8    |
|     | Rickey Davis vs. UCLA, 12/28/94            | 8    |
|     | Marc Lewis vs. Weber St., 11/24/93         | 8    |
|     | Kevin Thompson vs. Maryland, 2/24/93       | 8    |
|     | Kevin Thompson vs. Maryland, 1/11/92       | 8    |
|     | Chucky Brown vs. North Carolina, 2/9/89    | 8    |
|     | Charles Shackleford vs. Duke, 2/15/87      | 8    |
|     | Chris Washburn vs. Wake Forest, 12/19/85   | 8    |

| Rk | Name                | Year | GP | Reb. |
|----|---------------------|------|----|------|
| 1. | Kevin Thompson      | 1992 | 30 | 120  |
| 2. | Kevin Thompson      | 1991 | 31 | 114  |
| 3. | Todd Fuller         | 1996 | 31 | 108  |
|    | Charles Shackleford | 1988 | 31 | 108  |
| 5. | Todd Fuller         | 1995 | 27 | 100  |
|    | Kevin Thompson      | 1993 | 27 | 100  |



Tommy Burleson led the ACC in rebounding in 1972 (14.0 rpg) and in 1973 (12.0 rpg). His 1,066 career boards rank as the second-best mark in school history.

|     |                     |      |    |    |
|-----|---------------------|------|----|----|
| 7.  | Damien Wilkins      | 2000 | 34 | 94 |
|     | Kenny Inge          | 1998 | 32 | 94 |
|     | Todd Fuller         | 1994 | 30 | 94 |
| 10. | Charles Shackleford | 1987 | 34 | 92 |

| Rk  | Name           | Years      | GP  | Reb. |
|-----|----------------|------------|-----|------|
| 1.  | Kevin Thompson | 1990-93    | 118 | 370  |
| 2.  | Kenny Inge     | 1998-01    | 123 | 341  |
| 3.  | Todd Fuller    | 1993-96    | 115 | 340  |
| 4.  | Damon Thornton | 1997-01    | 111 | 270  |
| 5.  | Julius Hodge   | 2002-05    | 129 | 255  |
| 6.  | Tom Gugliotta* | 1989-92    | 112 | 238  |
| 7.  | Ron Kelley     | 1998-01    | 110 | 235  |
| 8.  | Ben McCauley   | 2006-09    | 124 | 213  |
| 9.  | Bryant Feggins | 1990-95    | 110 | 191  |
| 10. | Marcus Melvin  | 2001-04    | 122 | 174  |
| 11. | Damien Wilkins | 2000-01    | 60  | 169  |
| 12. | Tracy Smith    | 2008-pres. | 85  | 168  |
| 13. | Mark Davis     | 1992-95    | 108 | 152  |
| 14. | Ilian Evtimov  | 2002-06    | 131 | 150  |
| 15. | Jeremy Hyatt   | 1994-97    | 118 | 145  |

\* - Offensive rebounds not kept every season

## REBOUND AVERAGE


| Rk  | Name               | Yr.  | GP | Reb | Avg  |
|-----|--------------------|------|----|-----|------|
| 1.  | Ronnie Shavlik     | 1956 | 28 | 545 | 19.5 |
| 2.  | Ronnie Shavlik     | 1955 | 32 | 581 | 18.1 |
| 3.  | John Richter       | 1959 | 26 | 370 | 14.2 |
| 4.  | Tommy Burleson     | 1972 | 26 | 365 | 14.0 |
| 5.  | Ronnie Shavlik     | 1954 | 35 | 472 | 13.4 |
| 6.  | Mel Thompson       | 1952 | 30 | 397 | 13.2 |
| 7.  | Paul Horvath       | 1951 | 34 | 448 | 13.2 |
| 8.  | George Stepanovich | 1959 | 26 | 331 | 12.7 |
| 9.  | John Richter       | 1957 | 24 | 305 | 12.7 |
| 10. | Tommy Burleson     | 1974 | 31 | 377 | 12.2 |
| 11. | Tommy Burleson     | 1973 | 27 | 324 | 12.0 |
| 12. | Cliff Dwyer        | 1955 | 28 | 324 | 11.6 |
| 13. | Phil DiNardo       | 1956 | 28 | 313 | 11.2 |
| 14. | Bobby Speight      | 1953 | 32 | 356 | 11.1 |
| 15. | Bobby Speight      | 1952 | 33 | 364 | 11.0 |

| Rk  | Name                | Yrs.    | Gm  | Reb  | Avg  |
|-----|---------------------|---------|-----|------|------|
| 1.  | Ronnie Shavlik      | 1954-56 | 95  | 1598 | 16.8 |
| 2.  | Tommy Burleson      | 1972-74 | 84  | 1066 | 12.7 |
| 3.  | John Richter        | 1957-59 | 74  | 936  | 12.7 |
| 4.  | Mel Thompson        | 1952-54 | 97  | 1063 | 10.9 |
| 5.  | Bobby Speight       | 1951-53 | 102 | 1057 | 10.4 |
| 6.  | Pete Coker          | 1965-66 | 52  | 518  | 10.0 |
| 7.  | Vann Williford      | 1968-70 | 81  | 760  | 9.4  |
| 8.  | Kenny Carr          | 1975-77 | 86  | 789  | 9.2  |
| 9.  | Phil Spence         | 1974-76 | 88  | 742  | 8.4  |
| 10. | Phil DiNardo        | 1954-56 | 86  | 705  | 8.2  |
| 11. | David Thompson      | 1973-75 | 86  | 694  | 8.1  |
| 12. | Paul Coder          | 1970-72 | 83  | 653  | 7.9  |
| 13. | Charles Shackleford | 1986-88 | 94  | 735  | 7.8  |
| 14. | Todd Fuller         | 1993-96 | 115 | 887  | 7.7  |
| 15. | Pete Auksel         | 1962-64 | 57  | 418  | 7.3  |

## YEARLY REBOUNDING LEADERS

| Year    | Name                 | G  | Reb | Avg  |
|---------|----------------------|----|-----|------|
| 1952-53 | Bobby Speight        | 32 | 356 | 11.1 |
| 1953-54 | Ronnie Shavlik       | 35 | 472 | 13.5 |
| 1954-55 | Ronnie Shavlik       | 32 | 581 | 18.2 |
| 1955-56 | Ronnie Shavlik+      | 28 | 545 | 19.5 |
| 1956-57 | John Richter         | 24 | 305 | 12.7 |
| 1957-58 | John Richter         | 24 | 261 | 10.9 |
| 1958-59 | John Richter+        | 26 | 370 | 14.2 |
| 1959-60 | Bob DiStefano        | 26 | 237 | 9.1  |
| 1960-61 | Bob DiStefano        | 25 | 214 | 8.6  |
| 1961-62 | John Pungier         | 17 | 162 | 9.5  |
| 1962-63 | Pete Auksel          | 21 | 159 | 7.6  |
| 1963-64 | Pete Auksel          | 19 | 159 | 8.4  |
| 1964-65 | Pete Coker           | 25 | 250 | 10.0 |
| 1965-66 | Pete Coker           | 27 | 268 | 9.9  |
| 1966-67 | Bill Kretzer         | 26 | 187 | 7.2  |
| 1967-68 | Vann Williford       | 26 | 210 | 8.1  |
| 1968-69 | Vann Williford       | 25 | 250 | 10.0 |
| 1969-70 | Vann Williford       | 30 | 300 | 10.0 |
| 1970-71 | Paul Coder           | 27 | 227 | 8.4  |
| 1971-72 | Tommy Burleson+      | 26 | 365 | 14.0 |
| 1972-73 | Tommy Burleson+      | 27 | 324 | 12.0 |
| 1973-74 | Tommy Burleson       | 31 | 377 | 12.2 |
| 1974-75 | Phil Spence          | 28 | 281 | 10.0 |
| 1975-76 | Kenny Carr           | 30 | 310 | 10.3 |
| 1976-77 | Kenny Carr           | 28 | 278 | 9.9  |
| 1977-78 | Tiny Pinder          | 30 | 187 | 6.2  |
| 1978-79 | Hawkeye Whitney      | 30 | 184 | 6.1  |
| 1979-80 | Hawkeye Whitney      | 28 | 138 | 4.9  |
| 1980-81 | Thurl Bailey         | 27 | 165 | 6.1  |
| 1981-82 | Thurl Bailey         | 32 | 216 | 6.8  |
| 1982-83 | Thurl Bailey         | 36 | 276 | 7.7  |
| 1983-84 | Cozell McQueen       | 33 | 297 | 9.0  |
| 1984-85 | Cozell McQueen       | 33 | 227 | 6.9  |
| 1985-86 | Chris Washburn       | 34 | 229 | 6.7  |
| 1986-87 | Charles Shackleford  | 34 | 260 | 7.6  |
| 1987-88 | Charles Shackleford+ | 31 | 297 | 9.6  |
| 1988-89 | Chucky Brown         | 31 | 274 | 8.8  |
| 1989-90 | Tom Gugliotta        | 30 | 211 | 7.0  |
| 1990-91 | Tom Gugliotta        | 31 | 281 | 9.1  |
| 1991-92 | Tom Gugliotta+       | 30 | 293 | 9.0  |
| 1992-93 | Kevin Thompson       | 27 | 246 | 9.1  |
| 1993-94 | Todd Fuller          | 30 | 253 | 8.4  |
| 1994-95 | Todd Fuller          | 27 | 231 | 8.6  |
| 1995-96 | Todd Fuller          | 31 | 308 | 9.9  |
| 1996-97 | Damon Thornton       | 23 | 161 | 7.0  |
| 1997-98 | Kenny Inge           | 32 | 238 | 7.4  |
| 1998-99 | Damon Thornton       | 32 | 202 | 6.3  |
| 1999-00 | Damon Thornton       | 32 | 243 | 7.6  |
| 2000-01 | Damon Thornton       | 20 | 143 | 7.2  |
|         | Kenny Inge           | 29 | 209 | 7.2  |
| 2001-02 | Anthony Grundy       | 34 | 186 | 5.5  |
| 2002-03 | Julius Hodge         | 31 | 350 | 5.5  |
| 2003-04 | Marcus Melvin        | 31 | 251 | 8.1  |
| 2004-05 | Julius Hodge         | 34 | 255 | 6.6  |
| 2005-06 | Cedric Simmons       | 32 | 203 | 6.3  |
| 2006-07 | Brandon Costner      | 36 | 264 | 7.3  |
| 2007-08 | J.J. Hickson         | 31 | 262 | 8.5  |
| 2008-09 | Ben McCauley         | 30 | 234 | 7.8  |
| 2009-10 | Tracy Smith          | 35 | 256 | 7.3  |

+ Indicates led ACC



In all four of his seasons with the Wolfpack, Damon Thornton either led or was tied for the team lead in rebounds per game.



YEARLY FIELD-GOAL PERCENTAGE LEADERS

Table with columns: Year, Name, Gm, FGM-FGA, FG%. Lists yearly field-goal percentage leaders from 1952-53 to 2009-10.

+ Indicates led ACC

FIELD GOALS MADE

Table with columns: Rk, Name, Opponent, Date, FGM. Lists top field goals made by game.

Table with columns: Rk, Name, Year, GP, FGA, FGM. Lists top field goals made by season.

Table with columns: Rk, Name, Years, GP, FGA, FGM. Lists top field goals made by career.

FIELD GOALS ATTEMPTED

Table with columns: Rk, Name, Opponent, Date, FGA. Lists top field goals attempted by game.

Table with columns: Rk, Name, Year, GP, FGM, FGA. Lists top field goals attempted by season (since 1950).

Table with columns: Rk, Name, Years, GP, FGM, FGA. Lists top field goals attempted by career.

FIELD GOAL PERCENTAGE

Table with columns: Rk, Name, Year, GP, FGM-A, FG%. Lists top field goal percentage by season (min 100 FG Made).

Table with columns: Rk, Name, Years, GP, FGM-A, FG%. Lists top field goal percentage by career (min 200 FG Made).

THREE-POINT FIELD GOALS MADE

Table with columns: Rk, Name, Opponent, Date, 3FGM. Lists top three-point field goals made by game.

Table with columns: Rk, Name, Year, GP, 3FGM. Lists top three-point field goals made by season.



The current head coach of the L.A. Clippers, Vinny Del Negro stands third in school history, hitting 44.7 percent of his three-point attempts.

YEARLY 3-POINT FIELD GOAL PERCENTAGE LEADERS

Table with columns: Year, Player, G, 3PM-3PA, Pct. Lists yearly 3-point field goal percentage leaders (minimum of one 3-pointer made per game).

+ Indicates led ACC




Engin Atsür finished his career ranked second in both three-pointers made (223) and three-pointers attempted (578).

Table with columns: Rk, Name, Years, GP, 3FGM. Lists top three-point field goals made by career.

THREE-POINT FIELD GOALS ATTEMPTED

Table with columns: Rk, Name, Opponent, Date, 3FGA. Lists top three-point field goals attempted by game.



Archie Miller connected on 57.5 percent of his three-point attempts in 2001, the second-best percentage in a season in Wolfpack history.



# 3-POINTERS/FREE THROWS



|                                      |    |
|--------------------------------------|----|
| Rodney Monroe, Georgia Tech, 1/13/91 | 13 |
| Tom Gugliotta, Maryland, 1/26/91     | 13 |
| Kenny Drummond, Clemson, 1/7/87      | 13 |

### Season

| Rk  | Name             | Year | GP | 3FGA |
|-----|------------------|------|----|------|
| 1.  | Rodney Monroe    | 1991 | 31 | 239  |
| 2.  | Tom Gugliotta    | 1992 | 30 | 233  |
| 3.  | Rodney Monroe    | 1989 | 31 | 212  |
| 4.  | Adam Harrington  | 1999 | 32 | 198  |
| 5.  | Danny Strong     | 1996 | 31 | 189  |
| 6.  | C.C. Harrison    | 1998 | 32 | 183  |
| 7.  | Lakista McCuller | 1995 | 27 | 183  |
| 8.  | Archie Miller    | 2002 | 34 | 181  |
| 9.  | Scooter Sherrill | 2003 | 31 | 175  |
| 10. | Rodney Monroe    | 1990 | 30 | 174  |

### Career

| Rk  | Name             | Years   | GP  | 3FGA |
|-----|------------------|---------|-----|------|
| 1.  | Rodney Monroe    | 1987-91 | 124 | 739  |
| 2.  | Engin Atsür      | 2003-07 | 119 | 578  |
| 3.  | Lakista McCuller | 1991-95 | 111 | 564  |
| 4.  | Archie Miller    | 1998-02 | 123 | 509  |
| 5.  | Ilian Evtimov    | 2002-06 | 131 | 508  |
| 6.  | Anthony Grundy   | 1999-02 | 121 | 493  |
| 7.  | Curtis Marshall  | 1991-96 | 116 | 487  |
| 8.  | Ishua Benjamin   | 1995-98 | 119 | 486  |
| 9.  | Marcus Melvin    | 2001-04 | 122 | 450  |
| 10. | Tom Gugliotta    | 1988-92 | 112 | 448  |
| 11. | Scooter Sherrill | 2001-04 | 117 | 412  |
| 12. | Courtney Fells   | 2006-09 | 111 | 407  |
| 13. | Brandon Costner  | 2006-09 | 101 | 403  |
| 14. | C.C. Harrison    | 1995-98 | 115 | 399  |
| 15. | Mark Davis       | 1992-95 | 108 | 376  |

### THREE-POINT FIELD-GOAL PERCENTAGE

#### Season (Min 20 three-point FG's Made)

| Rk  | Name               | Year | GP | 3FGM-A | Pct. |
|-----|--------------------|------|----|--------|------|
| 1.  | Terry Gannon       | 1983 | 36 | 53-90  | .589 |
| 2.  | Archie Miller      | 2001 | 20 | 59-102 | .575 |
| 3.  | Vinny Del Negro    | 1987 | 35 | 36-72  | .500 |
| 4.  | Chris Corchiani    | 1988 | 32 | 20-40  | .500 |
| 5.  | Tom Gugliotta      | 1990 | 30 | 23-47  | .489 |
| 6.  | Rodney Monroe      | 1990 | 30 | 84-174 | .483 |
| 7.  | Migjen Bakalli     | 1991 | 31 | 42-88  | .477 |
| 8.  | Dereck Whittenburg | 1983 | 22 | 39-82  | .476 |
| 9.  | Dennis Horner      | 2007 | 36 | 22-48  | .458 |
| 10. | Tony Bethel        | 2006 | 31 | 69-157 | .439 |

#### Career (Min 75 Attempts)

| Rk | Name               | Years   | GP  | 3FGM-A  | Pct. |
|----|--------------------|---------|-----|---------|------|
| 1. | Terry Gannon       | 1981-85 | 127 | 53-90   | .589 |
| 2. | Dereck Whittenburg | 1979-83 | 109 | 39-82   | .476 |
| 3. | Vinny Del Negro    | 1984-88 | 103 | 67-150  | .447 |
| 4. | Rodney Monroe      | 1987-91 | 124 | 322-739 | .436 |
| 5. | Bennie Bolton      | 1983-87 | 130 | 69-161  | .429 |
| 6. | Archie Miller      | 1998-02 | 123 | 218-509 | .428 |


|                  |         |     |         |      |
|------------------|---------|-----|---------|------|
| 7. Tom Gugliotta | 1988-92 | 112 | 183-448 | .408 |
| Chris Corchiani  | 1987-91 | 124 | 127-311 | .408 |
| 9. Marcus Melvin | 2001-04 | 122 | 111-286 | .405 |
| Tim Wells        | 1997-00 | 97  | 49-121  | .405 |

### FREE THROWS MADE

| Rk | Name, Opponent, Date                      | FTM |
|----|---|-----|
| 1. | Ronnie Shavlik, Penn State, 12/9/54       | 19  |
| 2. | Kenny Carr, UNC-A, 12/6/75                | 17  |
|    | Ronnie Shavlik, Villanova, 1/29/55        | 17  |
|    | Mel Thompson, North Carolina, 1/19/54     | 17  |
| 5. | Dereck Whittenburg, Wichita St., 12/29/81 | 16  |
|    | Vic Molodet, Wake Forest, 12/16/55        | 16  |
| 7. | Chris Corchiani, Maryland, 1/27/90        | 15  |
| 8. | Kenny Inge, Florida State, 1/25/01        | 14  |
|    | Kenny Inge, Norfolk State, 2/14/98        | 14  |
|    | Todd Fuller, William & Mary, 1/11/95      | 14  |
|    | Rodney Monroe, Temple, 1/16/90            | 14  |
|    | Tommy Burleson, Virginia, 1/18/72         | 14  |
|    | Ronnie Shavlik, North Carolina, 1/18/55   | 14  |

### Season

| Rk | Name           | Year | GP | FTA | FTM |
|----|----------------|------|----|-----|-----|
| 1. | Sammy Ranzino  | 1951 | 34 | 305 | 224 |
| 2. | Mel Thompson   | 1954 | 35 | 335 | 216 |
| 3. | Mel Thompson   | 1953 | 32 | 299 | 194 |
| 4. | Ronnie Shavlik | 1955 | 32 | 267 | 187 |
| 5. | Todd Fuller    | 1996 | 31 | 229 | 183 |
| 6. | Julius Hodge   | 2003 | 31 | 219 | 179 |
| 7. | Julius Hodge   | 2005 | 34 | 253 | 169 |



Terry Gannon, now an announcer for ESPN and ABC Sports, posts the best career free throw percentage in NC State history. He connected on 85.4 percent of his attempts during his Wolfpack career.

|                   |      |    |     |     |
|-------------------|------|----|-----|-----|
| 8. Vic Molodet    | 1956 | 27 | 196 | 167 |
| 9. Rodney Monroe  | 1991 | 31 | 183 | 162 |
| 10. Bennie Bolton | 1987 | 35 | 194 | 159 |
| Julius Hodge      | 2004 | 31 | 192 | 159 |

### Career

| Rk  | Name            | Years   | GP  | FTA | FTM |
|-----|-----------------|---------|-----|-----|-----|
| 1.  | Julius Hodge    | 2002-05 | 129 | 784 | 596 |
| 2.  | Sammy Ranzino   | 1948-51 | 132 | 661 | 479 |
| 3.  | Kenny Inge      | 1998-01 | 123 | 699 | 476 |
| 4.  | Ronnie Shavlik  | 1954-56 | 95  | 709 | 463 |
| 5.  | Dick Dickey     | 1947-50 | 123 | 710 | 462 |
| 6.  | Rodney Monroe   | 1988-91 | 124 | 549 | 459 |
| 7.  | David Thompson  | 1973-75 | 86  | 565 | 431 |
| 8.  | Vic Molodet     | 1954-56 | 94  | 562 | 413 |
| 9.  | Mel Thompson    | 1952-54 | 97  | 802 | 410 |
| 10. | Todd Fuller     | 1993-96 | 115 | 500 | 400 |
| 11. | Chris Corchiani | 1988-91 | 124 | 477 | 392 |
| 12. | Gavin Grant     | 2005-08 | 132 | 519 | 381 |
| 13. | Lorenzo Charles | 1982-85 | 126 | 525 | 369 |
| 14. | Vann Williford  | 1968-70 | 81  | 469 | 355 |
| 15. | Kenny Carr      | 1975-77 | 86  | 517 | 352 |

### FREE THROWS ATTEMPTED

| Rk | Name, Opponent, Date                      | FTA |
|----|---|-----|
| 1. | Ronnie Shavlik, Villanova, 1/29/55        | 26  |
| 2. | Mel Thompson, North Carolina, 1/27/54     | 23  |
| 3. | Mel Thompson, Duke, 2/14/53               | 20  |
| 4. | Kenny Inge, Virginia, 2/7/01              | 19  |
|    | Mel Thompson, West Virginia, 3/6/53       | 19  |
| 6. | Kenny Carr, UNC-A, 12/6/75                | 18  |
| 7. | J.J. Hickson, Virginia Tech, 2/5/08       | 17  |
|    | Kenny Inge, Old Dominion, 12/2/01         | 17  |
|    | Kenny Inge, Florida State, 1/25/01        | 17  |
|    | Kenny Inge, Norfolk State, 2/14/98        | 17  |
|    | Todd Fuller, William & Mary, 1/11/95      | 17  |
|    | Spud Webb, UTEP, 3/17/85                  | 17  |
|    | Lorenzo Charles, W. Carolina, 12/7/83     | 17  |
|    | Dereck Whittenburg, Wichita St., 12/29/81 | 17  |
|    | Tiny Pinder, Virginia, 3/1/79             | 17  |
|    | Kenny Carr, Maryland, 1/27/77             | 17  |
|    | David Thompson, Maryland, 1/13/74         | 17  |
|    | Mel Thompson, Cornell, 12/29/51           | 17  |

### Season

| Rk  | Name            | Year | GP | FTM | FTA |
|-----|-----------------|------|----|-----|-----|
| 1.  | Mel Thompson    | 1954 | 35 | 216 | 335 |
| 2.  | Sammy Ranzino   | 1951 | 34 | 224 | 305 |
| 3.  | Mel Thompson    | 1953 | 32 | 194 | 299 |
| 4.  | Ronnie Shavlik  | 1955 | 32 | 187 | 267 |
| 5.  | Julius Hodge    | 2005 | 34 | 169 | 253 |
| 6.  | Todd Fuller     | 1996 | 31 | 183 | 229 |
| 7.  | Ronnie Shavlik  | 1956 | 28 | 156 | 227 |
|     | Paul Horvath    | 1951 | 34 | 150 | 227 |
| 9.  | Dick Dickey     | 1950 | 33 | 150 | 222 |
| 10. | Brandon Costner | 2007 | 36 | 158 | 219 |
|     | Julius Hodge    | 2003 | 31 | 179 | 219 |

### YEARLY FREE THROW PERCENTAGE LEADERS

(Min. 1.1 FTM per Game)

| Year    | Name               | G  | FTM-FTA | Pct. |
|---------|--------------------|----|---------|------|
| 1952-53 | Herb Applebaum     | 29 | 51-70   | .729 |
| 1953-54 | Herb Applebaum     | 35 | 87-120  | .725 |
| 1954-55 | Ronnie Scheffel    | 30 | 51-65   | .785 |
| 1955-56 | Vic Molodet        | 27 | 167-196 | .852 |
| 1956-57 | Bob Seitz          | 26 | 95-109  | .872 |
| 1957-58 | Lou Pucillo        | 24 | 76-105  | .724 |
| 1958-59 | Dan Englehardt     | 26 | 50-61   | .820 |
| 1959-60 | Dan Englehardt     | 22 | 50-57   | .877 |
| 1960-61 | Bob DiStefano      | 25 | 112-137 | .818 |
| 1961-62 | Jon Speaks         | 17 | 76-98   | .776 |
| 1962-63 | John Key           | 19 | 45-54   | .833 |
| 1963-64 | Larry Lakins       | 12 | 55-69   | .797 |
| 1964-65 | Tom Mattocks       | 26 | 75-97   | .773 |
| 1965-66 | Pete Coker         | 27 | 82-101  | .812 |
| 1966-67 | Nick Trifunovich   | 26 | 46-60   | .767 |
| 1967-68 | Eddie Biedenbach   | 26 | 85-112  | .759 |
| 1968-69 | Joe Serdich        | 25 | 65-75   | .867 |
| 1969-70 | Vann Williford     | 30 | 148-185 | .800 |
| 1970-71 | Rick Holdt         | 27 | 74-89   | .831 |
| 1971-72 | Joe Cafferky       | 26 | 63-79   | .797 |
| 1972-73 | David Thompson     | 27 | 132-160 | .825 |
| 1973-74 | Monte Towe         | 31 | 60-74   | .811 |
| 1974-75 | David Thompson     | 28 | 144-197 | .731 |
| 1975-76 | Phil Spence        | 30 | 88-107  | .822 |
| 1976-77 | Clyde Austin       | 28 | 59-80   | .738 |
| 1977-78 | Kenny Matthews     | 31 | 59-70   | .843 |
| 1978-79 | Kenny Matthews     | 30 | 34-41   | .829 |
| 1979-80 | Hawkeye Whitney    | 28 | 107-149 | .718 |
| 1980-81 | Dereck Whittenburg | 27 | 46-58   | .793 |
| 1981-82 | Dereck Whittenburg | 32 | 118-142 | .831 |
| 1982-83 | Terry Gannon       | 36 | 56-62   | .903 |
| 1983-84 | Terry Gannon       | 33 | 75-89   | .843 |
| 1984-85 | Spud Webb          | 33 | 86-113  | .761 |
| 1985-86 | Ernie Myers        | 34 | 88-106  | .830 |
| 1986-87 | Vinny Del Negro    | 35 | 63-76   | .887 |
| 1987-88 | Vinny Del Negro    | 32 | 104-124 | .839 |
| 1988-89 | Chris Corchiani    | 31 | 99-123  | .805 |
| 1989-90 | Chris Corchiani    | 30 | 89-119  | .832 |
| 1990-91 | Rodney Monroe+     | 31 | 162-183 | .885 |
| 1991-92 | Curtis Marshall    | 28 | 35-50   | .700 |
| 1992-93 | Marc Lewis         | 23 | 32-41   | .780 |
| 1993-94 | Curtis Marshall    | 30 | 89-117  | .761 |
| 1994-95 | Todd Fuller        | 27 | 116-138 | .841 |
| 1995-96 | Todd Fuller        | 31 | 183-229 | .799 |
| 1996-97 | Danny Strong       | 32 | 45-59   | .763 |
| 1997-98 | Tim Wells          | 26 | 35-39   | .897 |
| 1998-99 | Tim Wells          | 33 | 68-77   | .883 |
| 1999-00 | Justin Gainey      | 34 | 65-87   | .747 |
| 2000-01 | Archie Miller      | 20 | 26-32   | .813 |
| 2001-02 | Archie Miller      | 34 | 67-78   | .859 |
| 2002-03 | Scooter Sherrill   | 31 | 47-54   | .870 |
| 2003-04 | Ilian Evtimov      | 31 | 78-89   | .876 |
| 2004-05 | Andrew Brackman    | 35 | 83-103  | .806 |
| 2005-06 | Ilian Evtimov      | 31 | 51-57   | .895 |
| 2006-07 | Engin Atsür        | 24 | 45-57   | .789 |
| 2007-08 | Brandon Costner    | 39 | 74-90   | .822 |
| 2008-09 | Courtney Fells     | 27 | 36-42   | .857 |
| 2009-10 | Julius Mays        | 36 | 55-64   | .859 |

+ Indicates led ACC

# FREE THROWS

Kenny Inge made 476 free throws during his career, a mark that stands third in the Wolfpack record book.



### FREE THROW PERCENTAGE

| Rk  | Name            | Years   | GP  | FTM | FTA |
|-----|-----------------|---------|-----|-----|-----|
| 1.  | Mel Thompson    | 1952-54 | 97  | 410 | 802 |
| 2.  | Julius Hodge    | 2002-05 | 129 | 596 | 784 |
| 3.  | Dick Dickey     | 1947-50 | 123 | 462 | 710 |
| 4.  | Ronnie Shavlik  | 1954-56 | 95  | 463 | 709 |
| 5.  | Kenny Inge      | 1998-01 | 123 | 476 | 699 |
| 6.  | Sammy Ranzino   | 1948-51 | 132 | 479 | 661 |
| 7.  | Paul Horvath    | 1948-51 | 132 | NA  | 622 |
| 8.  | David Thompson  | 1973-75 | 86  | 431 | 565 |
| 9.  | Vic Molodet     | 1954-56 | 94  | 413 | 562 |
| 10. | Rodney Monroe   | 1988-91 | 124 | 459 | 549 |
| 11. | Lorenzo Charles | 1982-85 | 126 | 369 | 525 |
| 12. | Gavin Grant     | 2005-08 | 132 | 381 | 519 |
| 13. | Kenny Carr      | 1975-77 | 86  | 352 | 517 |
| 14. | Todd Fuller     | 1993-96 | 115 | 400 | 500 |
| 15. | John Richter    | 1957-59 | 74  | 305 | 482 |

### FREE THROW PERCENTAGE

| Rk | Player         | Year | GP | FTM-FTA | Pct. |
|----|----------------|------|----|---------|------|
| 1. | Rodney Monroe  | 1991 | 31 | 162-183 | .885 |
| 2. | Tim Wells      | 1999 | 33 | 68-77   | .883 |
| 3. | Dan Englehardt | 1960 | 22 | 50-57   | .877 |

| Rk  | Name             | Years | GP | FTM     | FTA  |
|-----|------------------|-------|----|---------|------|
| 4.  | Ilian Evtimov    | 2004  | 31 | 78-89   | .876 |
| 5.  | Justin Gainey    | 1999  | 33 | 76-87   | .874 |
| 6.  | Bob Seitz        | 1957  | 26 | 95-109  | .872 |
| 7.  | Joe Serdich      | 1969  | 25 | 65-75   | .867 |
| 8.  | Vic Molodet      | 1956  | 27 | 167-196 | .852 |
| 9.  | Scooter Sherrill | 2004  | 25 | 51-60   | .850 |
| 10. | Terry Gannon     | 1984  | 33 | 75-89   | .842 |
|     | Cam Bennerman    | 2006  | 30 | 85-101  | .842 |

### Career (Minimum of 100 Free Throws)

| Rk | Player | Years | GP | FTM-FTA | Pct. |
|----|--------|-------|----|---------|------|
| 1. |        |       |    |         |      |



ASSISTS

| Game |  |  | Ast. |
|------|--|--|------|
| Rk   | Name, Opponent, Date                   |  |      |
| 1.   | Chris Corchiani, Maryland, 2/27/91     |  | 20   |
| 2.   | Spud Webb, Northeastern, 2/15/84       |  | 18   |
|      | Sidney Lowe, W. Carolina, 11/29/82     |  | 18   |
| 4.   | Chris Corchiani, Florida St., 12/27/89 |  | 16   |
|      | Chris Corchiani, Alabama St., 12/20/88 |  | 16   |
|      | Chris Corchiani, Akron, 11/28/88       |  | 16   |
| 7.   | Ishua Benjamin, Sam Hou. St, 12/18/97  |  | 15   |
|      | Chris Corchiani, UNC-A, 12/21/89       |  | 15   |
|      | Chris Corchiani, Georgia Tech, 2/20/88 |  | 15   |
|      | Max Perry, East Carolina, 1/24/81      |  | 15   |

| Season |                 |      |    |      |
|--------|-----------------|------|----|------|
| Rk     | Name            | Year | GP | Ast. |
| 1.     | Chris Corchiani | 1991 | 31 | 299  |
| 2.     | Sidney Lowe     | 1983 | 36 | 271  |
| 3.     | Chris Corchiani | 1989 | 31 | 266  |
| 4.     | Chris Corchiani | 1990 | 30 | 238  |
| 5.     | Chris Corchiani | 1988 | 32 | 235  |
| 6.     | Nate McMillan   | 1986 | 34 | 233  |
| 7.     | Spud Webb       | 1984 | 33 | 199  |
| 8.     | Sidney Lowe     | 1981 | 24 | 184  |
| 9.     | Sidney Lowe     | 1982 | 32 | 182  |
| 10.    | Spud Webb       | 1985 | 33 | 174  |

| Career |                 |            |     |       |
|--------|-----------------|------------|-----|-------|
| Rk     | Name            | Years      | GP  | Ast.  |
| 1.     | Chris Corchiani | 1988-91    | 124 | *1038 |
| 2.     | Sidney Lowe     | 1980-83    | 120 | 762   |
| 3.     | Clyde Austin    | 1977-80    | 115 | 473   |
| 4.     | Julius Hodge    | 2002-05    | 129 | 454   |
| 5.     | Ishua Benjamin  | 1995-98    | 119 | 435   |
| 6.     | Curtis Marshall | 1992-96    | 116 | 430   |
| 7.     | Nate McMillan   | 1985-86    | 67  | 402   |
| 8.     | Spud Webb       | 1984-85    | 66  | 373   |
| 9.     | Engin Atsür     | 2004-07    | 119 | 365   |
| 10.    | Anthony Grundy  | 1999-02    | 121 | 356   |
| 11.    | Monte Towe      | 1973-75    | 86  | 350   |
| 12.    | Justin Gainey   | 1997-00    | 128 | 344   |
| 13.    | Gavin Grant     | 2005-08    | 132 | 339   |
| 14.    | Cliff Crawford  | 2000-03    | 124 | 309   |
| 15.    | Jeremy Hyatt    | 1994-97    | 119 | 307   |
| 16.    | Ilian Evtimov   | 2002-06    | 131 | 304   |
| 17.    | Rodney Monroe   | 1988-91    | 124 | 299   |
| 18.    | Vinny Del Negro | 1985-88    | 103 | 270   |
| 19.    | Javier Gonzalez | 2008-pres. | 88  | 266   |
| 20.    | Hawkeye Whitney | 1977-80    | 117 | 259   |

\*First player in NCAA history to reach 1,000 assists

ASSIST/TURNOVER RATIO

| Season |                 |      |      |          |
|--------|-----------------|------|------|----------|
| Rk     | Name            | Year | Ast. | TO Ratio |
| 1.     | Sidney Lowe     | 1983 | 271  | 81 3.35  |
| 2.     | Chris Corchiani | 1988 | 235  | 79 2.97  |
| 3.     | Quentin Jackson | 1988 | 56   | 19 2.95  |
| 4.     | Sidney Lowe     | 1981 | 184  | 65 2.83  |
| 5.     | Sidney Lowe     | 1982 | 182  | 69 2.64  |

YEARLY ASSIST LEADERS

| Year    | Player           | Gms | Ast. | Avg |
|---------|------------------|-----|------|-----|
| 1972-73 | Monte Towe       | 27  | 115  | 4.2 |
| 1973-74 | Monte Towe       | 31  | 119  | 3.8 |
| 1974-75 | Monte Towe       | 28  | 116  | 4.1 |
| 1975-76 | Craig Davis      | 30  | 94   | 3.1 |
| 1976-77 | Clyde Austin     | 28  | 139  | 4.9 |
| 1977-78 | Clyde Austin     | 29  | 122  | 4.2 |
| 1978-79 | Clyde Austin     | 30  | 121  | 4.0 |
| 1979-80 | Sidney Lowe+     | 28  | 125  | 4.5 |
| 1980-81 | Sidney Lowe      | 24  | 184  | 7.7 |
| 1981-82 | Sidney Lowe+     | 32  | 182  | 5.7 |
| 1982-83 | Sidney Lowe      | 36  | 271  | 7.5 |
| 1983-84 | Spud Webb+       | 33  | 199  | 6.0 |
| 1984-85 | Spud Webb        | 33  | 174  | 5.3 |
| 1985-86 | Nate McMillan    | 34  | 233  | 6.8 |
| 1986-87 | Vinny Del Negro  | 35  | 102  | 2.9 |
| 1987-88 | Chris Corchiani  | 32  | 235  | 7.3 |
| 1988-89 | Chris Corchiani+ | 31  | 266  | 8.6 |
| 1989-90 | Chris Corchiani  | 30  | 238  | 7.9 |
| 1990-91 | Chris Corchiani+ | 31  | 299  | 9.6 |
| 1991-92 | Donnie Seale     | 24  | 108  | 4.5 |

|         |                   |    |     |     |
|---------|-------------------|----|-----|-----|
| 1992-93 | Curtis Marshall   | 27 | 116 | 4.3 |
| 1993-94 | Curtis Marshall   | 30 | 134 | 4.5 |
| 1994-95 | Ishua Benjamin    | 27 | 125 | 4.6 |
| 1995-96 | Curtis Marshall   | 31 | 110 | 3.5 |
| 1996-97 | Jeremy Hyatt      | 32 | 97  | 3.0 |
| 1997-98 | Ishua Benjamin    | 32 | 120 | 3.8 |
| 1998-99 | Justin Gainey     | 33 | 126 | 3.8 |
| 1999-00 | Justin Gainey     | 34 | 95  | 2.8 |
|         | Anthony Grundy    | 33 | 91  | 2.8 |
| 2000-01 | Clifford Crawford | 29 | 102 | 3.5 |
| 2001-02 | Anthony Grundy    | 34 | 120 | 3.5 |
| 2002-03 | Clifford Crawford | 31 | 131 | 4.2 |
| 2003-04 | Julius Hodge      | 31 | 112 | 3.6 |
| 2004-05 | Julius Hodge      | 34 | 162 | 4.8 |
| 2005-06 | Engin Atsür       | 32 | 109 | 3.4 |
| 2006-07 | Engin Atsür       | 24 | 101 | 4.2 |
| 2007-08 | Gavin Grant       | 31 | 91  | 2.9 |
| 2008-09 | Javier Gonzalez   | 22 | 72  | 3.3 |
| 2009-10 | Javier Gonzalez   | 35 | 129 | 3.7 |

+ indicates ACC Leader



A current assistant with the Pack, Monte Towe helped lead NC State to the 1974 National Championship, leading the team in assists.



Current Wolfpack head coach Sidney Lowe is still the ACC career leader in assist-turnover ratio, as he posted a mark of 2.94 during his career.

MOST ASSISTS WITHOUT A TURNOVER

| Rk  | Name, Opponent, Date                   | Ast. |
|-----|--|------|
| 1.  | Ishua Benjamin, Sam Hou. St., 12/18/97 | 15   |
| 2.  | Chris Corchiani, Georgia Tech, 1/13/91 | 13   |
|     | Sidney Lowe, Clemson, 2/9/83           | 13   |
|     | Sidney Lowe, Clemson, 2/4/81           | 13   |
| 5.  | Sidney Lowe, Virginia, 1/12/83         | 12   |
| 6.  | Chris Corchiani, Louisville, 12/29/88  | 11   |
|     | Quentin Jackson, Creighton, 12/28/88   | 11   |
|     | Sidney Lowe, Campbell, 11/28/82        | 11   |
|     | Sidney Lowe, Clemson, 1/2/82           | 11   |
| 10. | Cliff Crawford, Old Dominion, 12/2/01  | 10   |
|     | Terry Gannon, Campbell, 12/30/84       | 10   |
|     | Sidney Lowe, Duke, 2/16/82             | 10   |
|     | Sidney Lowe, Georgia Tech, 1/10/81     | 10   |

BLOCKED SHOTS

| Game |   |  | Blk |
|------|---|--|-----|
| Rk   | Name, Opponent, Date                      |  |     |
| 1.   | Todd Fuller, William & Mary, 1/11/95      |  | 9   |
|      | Thurl Bailey, West Virginia, 12/28/82     |  | 9   |
| 3.   | Pano Fasoulas, Radford, 12/21/85          |  | 8   |
|      | Tommy Burleson, ECU, 12/5/73              |  | 8   |
| 5.   | Avie Lester, Iowa, 3/19/89                |  | 7   |
|      | Chuck Nevitt, St. Francis, 12/2/81        |  | 7   |
|      | Tommy Burleson, Marquette, 3/25/74        |  | 7   |
|      | Phil Spence, ECU, 11/30/74                |  | 7   |
| 9.   | Andrew Brackman, Georgia Tech, 1/16/05    |  | 6   |
|      | Jordan Collins, Purdue, 11/29/04          |  | 6   |
|      | Josh Powell, Georgia Tech, 3/14/03        |  | 6   |
|      | Cozell McQueen, UNC-W, 1/18/84            |  | 6   |
|      | Thurl Bailey, Fairleigh-Dickinson, 1/3/83 |  | 6   |
|      | Thurl Bailey, East Carolina, 12/8/82      |  | 6   |
|      | Chuck Nevitt, UNC-W, 12/19/81             |  | 6   |

| Season (Since 1976) |                     |      |    |     |
|---------------------|---------------------|------|----|-----|
| Rk                  | Name                | Year | GP | Blk |
| 1.                  | Thurl Bailey        | 1983 | 36 | 95  |
| 2.                  | Cedric Simmons      | 2006 | 32 | 80  |
| 3.                  | Chuck Nevitt        | 1982 | 31 | 63  |
| 4.                  | Todd Fuller         | 1996 | 31 | 56  |
|                     | Panagiotis Fasoulas | 1986 | 29 | 56  |
| 6.                  | Damon Thornton      | 2000 | 32 | 50  |
| 7.                  | Kevin Thompson      | 1991 | 31 | 49  |
| 8.                  | Charles Shackelford | 1987 | 34 | 48  |
| 9.                  | J.J. Hickson        | 2008 | 31 | 47  |
|                     | Kevin Thompson      | 1992 | 30 | 47  |

| Career (Since 1976) |                     |         |     |     |
|---------------------|---------------------|---------|-----|-----|
| Rk                  | Name                | Years   | GP  | Blk |
| 1.                  | Thurl Bailey        | 1980-83 | 123 | 207 |
| 2.                  | Kevin Thompson      | 1990-93 | 118 | 150 |
| 3.                  | Damon Thornton      | 1997-01 | 110 | 146 |
| 4.                  | Todd Fuller         | 1993-96 | 115 | 143 |
| 5.                  | Cozell McQueen      | 1982-85 | 134 | 121 |
| 7.                  | Glenn Sudhop        | 1976-79 | 117 | 117 |
| 8.                  | Cedric Simmons      | 2005-06 | 63  | 115 |
| 9.                  | Kevin Thompson      | 1990-00 | 118 | 112 |
| 10.                 | Kenny Inge          | 1998-01 | 123 | 106 |
| 11.                 | Charles Shackelford | 1986-88 | 94  | 101 |
| 12.                 | Chuck Nevitt        | 1979-82 | 90  | 93  |
| 13.                 | Brian Howard        | 1987-90 | 111 | 91  |
| 14.                 | Ron Kelley          | 1998-01 | 110 | 88  |
| 15.                 | Julius Hodge        | 2002-05 | 129 | 82  |

STEALS

| Game |                                    |  | Sts |
|------|------------------------------------|--|-----|
| Rk   | Name, Opponent, Date               |  |     |
| 1.   | Moe Rivers, Clemson, 1/12/74       |  | 10  |
| 2.   | Justin Gainey, Virginia, 3/10/00   |  | 9   |
| 3.   | Quentin Jackson, Maryland, 2/25/87 |  | 8   |

YEARLY LEADERS

| BLOCKED SHOTS |                     |     |     | STEALS |         |                     |     |     |     |
|---------------|---------------------|-----|-----|--------|---------|---------------------|-----|-----|-----|
| Year          | Name                | Gms | Blk | Avg    | Year    | Player              | Gms | Sts | Avg |
| 1975-76       | Kenny Carr          | 30  | 35  | 1.2    | 1975-76 | Kenny Carr          | 30  | 59  | 1.9 |
| 1976-77       | Kenny Carr          | 28  | 38  | 1.3    | 1976-77 | Brian Walker        | 26  | 57  | 2.2 |
| 1977-78       | Glenn Sudhop        | 31  | 45  | 1.4    | 1977-78 | Clyde Austin        | 29  | 42  | 1.4 |
| 1978-79       | Thurl Bailey        | 28  | 17  | 0.6    | 1978-79 | Hawkeye Whitney     | 30  | 47  | 1.5 |
| 1979-80       | Thurl Bailey        | 28  | 24  | 0.8    | 1979-80 | Hawkeye Whitney     | 28  | 44  | 1.6 |
| 1980-81       | Thurl Bailey        | 27  | 44  | 1.6    | 1980-81 | Sidney Lowe+        | 24  | 53  | 2.2 |
| 1981-82       | Chuck Nevitt        | 31  | 63  | 2.0    | 1981-82 | Sidney Lowe         | 32  | 46  | 1.4 |
| 1982-83       | Thurl Bailey        | 36  | 95  | 2.6    | 1982-83 | Sidney Lowe+        | 36  | 87  | 2.4 |
| 1983-84       | Cozell McQueen      | 33  | 44  | 1.3    | 1983-84 | Spud Webb           | 33  | 62  | 1.8 |
| 1984-85       | Nate McMillan       | 33  | 35  | 1.0    | 1984-85 | Spud Webb           | 33  | 65  | 1.9 |
| 1985-86       | Panagiotis Fasoulas | 29  | 56  | 1.9    | 1985-86 | Nate McMillan       | 34  | 90  | 2.6 |
| 1986-87       | Charles Shackelford | 34  | 48  | 1.4    | 1986-87 | Charles Shackelford | 34  | 34  | 1.0 |
| 1987-88       | Charles Shackelford | 31  | 26  | 0.8    | 1987-88 | Chris Corchiani+    | 32  | 61  | 1.9 |
| 1988-89       | Avie Lester         | 31  | 39  | 1.2    | 1988-89 | Chris Corchiani+    | 31  | 81  | 2.6 |
| 1989-90       | Brian Howard        | 30  | 29  | 0.9    | 1989-90 | Chris Corchiani+    | 30  | 95  | 3.2 |
| 1990-91       | Kevin Thompson      | 31  | 49  | 1.6    | 1990-91 | Chris Corchiani     | 31  | 91  | 2.9 |
| 1991-92       | Kevin Thompson      | 30  | 47  | 1.6    | 1991-92 | Tom Gugliotta       | 30  | 62  | 2.1 |
| 1992-93       | Kevin Thompson      | 27  | 38  | 1.4    | 1992-93 | Curtis Marshall     | 27  | 31  | 1.5 |
| 1993-94       | Todd Fuller         | 30  | 38  | 1.3    | 1993-94 | Curtis Marshall     | 30  | 37  | 1.2 |
| 1994-95       | Todd Fuller         | 27  | 45  | 1.7    | 1994-95 | Ishua Benjamin      | 27  | 48  | 1.8 |
| 1995-96       | Todd Fuller         | 31  | 56  | 1.8    | 1995-96 | Jeremy Hyatt        | 31  | 46  | 1.5 |
| 1996-97       | Damon Thornton      | 23  | 27  | 1.2    | 1996-97 | Ishua Benjamin      | 32  | 47  | 1.5 |
| 1997-98       | Kenny Inge          | 32  | 31  | 1.0    | 1997-98 | Ishua Benjamin      | 32  | 64  | 2.0 |
| 1998-99       | Damon Thornton      | 32  | 35  | 1.1    | 1998-99 | Justin Gainey       | 33  | 47  | 1.4 |
| 1999-00       | Damon Thornton      | 32  | 50  | 1.6    | 1999-00 | Anthony Grundy      | 33  | 69  | 2.1 |
| 2000-01       | Damon Thornton      | 20  | 29  | 1.4    | 2000-01 | Anthony Grundy      | 29  | 63  | 2.2 |
| 2001-02       | Josh Powell         | 34  | 30  | 0.9    | 2001-02 | Anthony Grundy      | 34  | 70  | 2.1 |
| 2002-03       | Josh Powell         | 31  | 41  | 1.3    | 2002-03 | Clifford Crawford   | 31  | 66  | 2.1 |
| 2003-04       | Julius Hodge        | 31  | 25  | 0.8    | 2003-04 | Julius Hodge        | 31  | 43  | 1.4 |
| 2004-05       | Andrew Brackman     | 34  | 40  | 1.1    | 2004-05 | Engin Atsür         | 35  | 57  | 1.6 |
| 2005-06       | Cedric Simmons      | 32  | 80  | 2.5    | 2005-06 | Engin Atsür         | 32  | 54  | 1.7 |
| 2006-07       | Courtney Fells      | 36  | 28  | 0.8    | 2006-07 | Courtney Fells      | 36  | 40  | 1.1 |
| 2007-08       | J.J. Hickson        | 31  | 47  | 1.5    | 2007-08 | Javier Gonzalez     | 31  | 32  | 1.1 |
| 2008-09       | Brandon Costner     | 30  | 28  | 0.9    | 2008-09 | Courtney Fells      | 27  | 28  | 1.1 |
| 2009-10       | Tracy Smith         | 35  | 35  | 1.0    | 2009-10 | Javier Gonzalez     | 35  | 42  | 1.2 |

+ Indicates led ACC

|    |   |  |   |
|----|---|--|---|
| 4. | Anthony Grundy, Georgia, 11/19/99       |  | 7 |
|    | Ishua Benjamin, North Carolina, 2/21/98 |  | 7 |
|    | Jeremy Hyatt, Wake Forest, 3/2/96       |  | 7 |
|    | Chris Corchiani, Maryland, 1/27/90      |  | 7 |
|    | Chris Corchiani, Duke, 1/26/89          |  | 7 |
|    | Nate McMillan, Clemson, 2/5/86          |  | 7 |
|    | Nate McMillan, Monmouth, 12/30/85       |  | 7 |
|    | Spud Webb, Duke, 2/20/85                |  | 7 |
|    | Clyde Austin, Duke, 11/27/76            |  | 7 |
|    | Kenny Carr, Duke, 2/18/76               |  | 7 |
|    | Monte Towe, Vermont, 12/7/73            |  | 7 |

| Season (Since 1976) |                 |      |    |     |
|---------------------|-----------------|------|----|-----|
| Rk                  | Name            | Year | GP | Sts |
| 1.                  | Chris Corchiani | 1990 | 30 | 95  |
| 2.                  | Chris Corchiani | 1991 | 31 | 91  |
| 3.                  | Nate McMillan   | 1986 | 34 | 90  |
| 4.                  | Sidney Lowe     | 1983 | 36 | 87  |
| 5.                  | Chris Corchiani | 1989 | 31 | 81  |
| 6.                  | Anthony Grundy  | 2002 | 34 | 70  |
| 7.                  | Anthony Grundy  | 2000 | 33 | 69  |

Career (Since 1976)



MINUTES

| Game |                                   |  |      |
|------|-----------------------------------|--|------|
| Rk   | Name, Opponent, Date              |  | Min. |
| 1.   | Chucky Brown vs. WFU(40T), 3/4/89 |  | 59   |


| Season |                 |      |    |       |
|--------|-----------------|------|----|-------|
| Rk     | Name            | Year | GP | Mins. |
| 1.     | Gavin Grant     | 2007 | 36 | 1,312 |
| 2.     | Brandon Costner | 2007 | 36 | 1,239 |
| 3.     | Ben McCauley    | 2007 | 36 | 1,234 |
| 4.     | Courtney Fells  | 2007 | 36 | 1,195 |
| 5.     | Julius Hodge    | 2005 | 34 | 1,177 |
| 6.     | Engin Atsür     | 2005 | 35 | 1,141 |
| 7.     | Chris Corchiani | 1990 | 30 | 1,125 |
| 8.     | Rodney Monroe   | 1990 | 30 | 1,095 |
| 9.     | Chris Corchiani | 1991 | 31 | 1,169 |
| 10.    | Tom Gugliotta   | 1991 | 31 | 1,123 |
| 11.    | Tracy Smith     | 2010 | 35 | 1,122 |
| 12.    | Anthony Grundy  | 2002 | 34 | 1,102 |

| Career |                 |         |     |       |
|--------|-----------------|---------|-----|-------|
| Rk     | Name            | Years   | GP  | Mins. |
| 1.     | Julius Hodge    | 2002-05 | 129 | 4,258 |
| 2.     | Chris Corchiani | 1988-91 | 124 | 4,097 |
| 3.     | Rodney Monroe   | 1988-91 | 124 | 3,989 |
| 4.     | Engin Atsür     | 2004-07 | 119 | 3,838 |
| 5.     | Justin Gainey   | 1997-00 | 129 | 3,835 |
| 6.     | Ishua Benjamin  | 1995-98 | 119 | 3,662 |
| 7.     | Ilian Evtimov   | 2002-06 | 131 | 3,626 |
| 8.     | Kenny Inge      | 1998-01 | 123 | 3,541 |
| 9.     | Anthony Grundy  | 1999-02 | 121 | 3,536 |
| 10.    | Gavin Grant     | 2005-08 | 132 | 3,430 |
| 11.    | Marcus Melvin   | 2001-04 | 122 | 3,345 |
| 12.    | Curtis Marshall | 1992-96 | 116 | 3,323 |
| 13.    | Tom Gugliotta   | 1989-92 | 112 | 3,287 |
| 14.    | Kevin Thompson  | 1990-93 | 118 | 3,281 |
| 15.    | Todd Fuller     | 1993-96 | 115 | 3,248 |

Note: Minutes were not kept before the 1981-82 season.

GAMES PLAYED

| Season |                 |      |       |
|--------|-----------------|------|-------|
| Rk     | Name            | Year | Games |
| 1.     | Dennis Horner   | 2010 | 36    |
|        | Julius Mays     | 2010 | 36    |
|        | Scott Wood      | 2010 | 36    |
|        | Brandon Costner | 2007 | 36    |
|        | Courtney Fells  | 2007 | 36    |
|        | Gavin Grant     | 2007 | 36    |
|        | Dennis Horner   | 2007 | 36    |
|        | Ben McCauley    | 2007 | 36    |
|        | Thurl Bailey    | 1983 | 36    |
|        | Sidney Lowe     | 1983 | 36    |
|        | Lorenzo Charles | 1983 | 36    |
|        | Cozell McQueen  | 1983 | 36    |
| 13.    | Javier Gonzalez | 2010 | 35    |
|        | Tracy Smith     | 2010 | 35    |
|        | C.J. Williams   | 2010 | 35    |
|        | Engin Atsür     | 2005 | 35    |
|        | Andrew Brackman | 2005 | 35    |
|        | Ilian Evtimov   | 2005 | 35    |



Ernie Myers' 135 games played during his career is more than any other Wolfpack player in school history.

|                   |      |    |
|-------------------|------|----|
| Bennie Bolton     | 1987 | 35 |
| Vinnie Del Negro  | 1987 | 35 |
| Mike Giomi        | 1987 | 35 |
| Kelsey Weems      | 1987 | 35 |
| Ernie Myers       | 1983 | 35 |
| 24. Sixteen times |      | 34 |

| Rk  | Name            | Years   | Games |
|-----|-----------------|---------|-------|
| 1.  | Ernie Myers     | 1983-86 | 135   |
| 2.  | Cozell McQueen  | 1982-85 | 134   |
| 3.  | Gavin Grant     | 2005-08 | 132   |
|     | Sammy Ranzino   | 1948-51 | 132   |
| 5.  | Ilian Evtimov   | 2002-06 | 131   |
| 6.  | Benny Bolton    | 1984-87 | 130   |
| 7.  | Julius Hodge    | 2003-05 | 129   |
| 8.  | Dennis Horner   | 2007-10 | 128   |
|     | Justin Gainey   | 1997-00 | 128   |
|     | Chucky Brown    | 1986-89 | 128   |
| 11. | Terry Gannon    | 1982-85 | 127   |
| 12. | Lorenzo Charles | 1982-85 | 126   |
| 13. | Ben McCauley    | 2006-09 | 124   |
|     | Chris Corchiani | 1988-91 | 124   |
|     | Rodney Monroe   | 1988-91 | 124   |
| 16. | Thurl Bailey    | 1980-83 | 123   |
|     | Kenny Inge      | 1998-01 | 123   |
|     | Dick Dickey     | 1947-50 | 123   |
| 19. | Archie Miller   | 1998-02 | 122   |
|     | Marcus Melvin   | 2001-04 | 122   |

STARTS

| Season (Since 1979-80) |              |      |        |
|------------------------|--------------|------|--------|
| Rk                     | Name         | Year | Starts |
| 1.                     | Scott Wood   | 2010 | 36     |
|                        | Ben McCauley | 2007 | 36     |
|                        | Thurl Bailey | 1983 | 36     |
|                        | Sidney Lowe  | 1983 | 36     |

|     |                 |      |    |
|-----|-----------------|------|----|
| 5.  | Dennis Horner   | 2010 | 35 |
|     | Tracy Smith     | 2010 | 35 |
|     | Brandon Costner | 2007 | 35 |
|     | Courtney Fells  | 2007 | 35 |
|     | Gavin Grant     | 2007 | 35 |
|     | Engin Atsür     | 2005 | 35 |
|     | Bennie Bolton   | 1987 | 35 |
|     | Lorenzo Charles | 1983 | 35 |
| 13. | Six times       |      | 34 |

Career (Since 1979-80)

|     |                     |         |     |
|-----|---------------------|---------|-----|
| 1.  | Julius Hodge        | 2002-05 | 125 |
| 2.  | Engin Atsür         | 2004-07 | 114 |
| 3.  | Chris Corchiani     | 1988-91 | 112 |
| 4.  | Kenny Inge          | 1998-01 | 111 |
| 5.  | Justin Gainey       | 1997-00 | 103 |
| 6.  | Lorenzo Charles     | 1982-85 | 101 |
| 7.  | Cozell McQueen      | 1982-85 | 100 |
| 8.  | Anthony Grundy      | 1999-02 | 99  |
|     | Ishua Benjamin      | 1995-98 | 99  |
| 10. | Thurl Bailey        | 1980-83 | 98  |
| 11. | Curtis Marshall     | 1992-96 | 95  |
| 12. | Lakista McCuller    | 1992-95 | 94  |
| 13. | Charles Shackelford | 1986-88 | 93  |
| 14. | Courtney Fells      | 2006-09 | 92  |
|     | Rodney Monroe       | 1988-91 | 92  |
|     | Brian Howard        | 1987-90 | 92  |
|     | Sidney Lowe         | 1980-83 | 92  |
| 18. | Marcus Melvin       | 2001-04 | 90  |
|     | Todd Fuller         | 1993-96 | 90  |
|     | Tom Gugliotta       | 1989-92 | 90  |
|     | Ernie Myers         | 1983-86 | 90  |

BY A FRESHMAN

(Since 1979-80)

|     |                     |      |    |
|-----|---------------------|------|----|
| 1.  | Scott Wood          | 2010 | 36 |
| 2.  | Brandon Costner     | 2007 | 35 |
| 3.  | Damien Wilkins      | 2000 | 34 |
| 4.  | Julius Hodge        | 2002 | 33 |
| 5.  | Kenny Inge          | 1998 | 31 |
| 6.  | Josh Powell         | 2002 | 29 |
|     | Mark Davis          | 1990 | 29 |
|     | Charles Shackelford | 1986 | 29 |
| 9.  | Ishua Benjamin      | 1995 | 27 |
| 10. | J.J. Hickson        | 2008 | 26 |

CONSECUTIVE STARTS

(Since 1979-80)

|     |                 |         |    |
|-----|-----------------|---------|----|
| 1.  | Lorenzo Charles | 1982-85 | 98 |
| 2.  | Thurl Bailey    | 1980-83 | 96 |
| 3.  | Rodney Monroe   | 1989-91 | 92 |
| 4.  | Todd Fuller     | 1994-96 | 88 |
|     | Kevin Thompson  | 1991-93 | 88 |
| 6.  | Justin Gainey   | 1998-00 | 86 |
| 7.  | Engin Atsür     | 2004-06 | 78 |
| 8.  | Cozell McQueen  | 1983-85 | 75 |
| 9.  | Marcus Melvin   | 2002-04 | 74 |
| 10. | Julius Hodge    | 2002-04 | 69 |

POINTS

GAME

| Senior |  |      |        |
|--------|--|------|--------|
| Rk     | Name                                     | Year | Points |
| 1.     | David Thompson vs. Buffalo St., 12/4/74  |      | 57     |
| 2.     | Rodney Monroe vs. Georgia Tech, 1/13/91  |      | 48     |
| 3.     | Sammy Ranzino vs. Virginia Tech, 1/23/51 |      | 47     |

| Junior |  |      |        |
|--------|--|------|--------|
| Rk     | Name                                       | Year | Points |
| 1.     | Ronnie Shavlik vs. William & Mary, 12/1/54 |      | 55     |
| 2.     | Ronnie Shavlik vs. Villanova, 1/1/55       |      | 49     |
| 3.     | Kenny Carr vs. Duke, 1/24/76               |      | 44     |

| Sophomore |   |      |        |
|-----------|---|------|--------|
| Rk        | Name  | Year | Points |
| 1.        | Ed Leftwich vs. Atlantic Christian, 12/8/69 |      | 43     |
| 2.        | Rodney Monroe vs. Iowa, 3/19/89             |      | 40     |
|           | Kenny Carr vs. Western Kentucky, 12/26/75   |      | 40     |
|           | David Thompson vs. Ga. Southern, 12/14/72   |      | 40     |

| Freshman |   |      |        |
|----------|---|------|--------|
| Rk       | Name  | Year | Points |
| 1.       | Ernie Myers vs. Duke, 1/26/83                 |      | 35     |
| 2.       | J.J. Hickson vs. Western Carolina, 12/29/07   |      | 33     |
| 3.       | J.J. Hickson vs. William & Mary, 11/15/07     |      | 31     |
| 4.       | Brandon Costner vs. Duke, 3/8/07              |      | 30     |
| 5.       | Ivan Wagner vs. VMI, 11/25/95                 |      | 29     |
|          | Ishua Benjamin vs. Prairie View A&M, 11/26/94 |      | 29     |

SEASON

| Senior |                |      |        |
|--------|----------------|------|--------|
| Rk     | Name           | Year | Points |
| 1.     | David Thompson | 1975 | 838    |
| 2.     | Rodney Monroe  | 1991 | 836    |
| 3.     | Vann Williford | 1970 | 710    |

| Junior |                |      |        |
|--------|----------------|------|--------|
| Rk     | Name           | Year | Points |
| 1.     | David Thompson | 1974 | 805    |
| 2.     | Kenny Carr     | 1976 | 798    |
| 3.     | Ronnie Shavlik | 1955 | 707    |

| Sophomore |                |      |        |
|-----------|----------------|------|--------|
| Rk        | Name           | Year | Points |
| 1.        | David Thompson | 1973 | 666    |
| 2.        | Rodney Monroe  | 1989 | 663    |

| Freshman |                 |      |        |
|----------|-----------------|------|--------|
| Rk       | Name            | Year | Points |
| 1.       | Brandon Costner | 2007 | 605    |
| 2.       | J.J. Hickson    | 2008 | 458    |
| 3.       | Charles Whitney | 1977 | 410    |
| 4.       | Ernie Myers     | 1983 | 391    |
| 5.       | Damien Wilkins  | 2000 | 389    |

SCORING AVERAGE

SEASON

| Senior |                |    |      |      |      |
|--------|----------------|----|------|------|------|
| Rk     | Name           | G  | Pts. | Avg. | Year |
| 1.     | David Thompson | 28 | 838  | 29.9 | 1975 |
| 2.     | Rodney Monroe  | 31 | 836  | 27.0 | 1991 |
| 3.     | Vann Williford | 30 | 710  | 23.7 | 1970 |

| Junior |                |    |      |      |      |
|--------|----------------|----|------|------|------|
| Rk     | Name           | G  | Pts. | Avg. | Year |
| 1.     | Kenny Carr     | 30 | 798  | 26.6 | 1976 |
| 2.     | David Thompson | 31 | 805  | 26.0 | 1974 |
| 3.     | Rodney Monroe  | 30 | 697  | 23.2 | 1990 |

| Sophomore |                |    |      |      |      |
|-----------|----------------|----|------|------|------|
| Rk        | Name           | G  | Pts. | Avg. | Year |
| 1.        | David Thompson | 27 | 666  | 24.7 | 1973 |
| 2.        | Rodney Monroe  | 31 | 663  | 21.4 | 1989 |
| 3.        | Tommy Burleson | 26 | 554  | 21.3 | 1972 |

| Freshman |                 |    |      |      |      |
|----------|-----------------|----|------|------|------|
| Rk       | Name            | G  | Pts. | Avg. | Year |
| 1.       | Brandon Costner | 36 | 605  | 16.8 | 2007 |
| 2.       | J.J. Hickson    | 31 | 458  | 14.8 | 2008 |
| 3.       | Hawkeye Whitney | 28 | 410  | 14.6 | 1977 |
| 4.       | Ishua Benjamin  | 27 | 377  | 14.0 | 1995 |
| 5.       | Kenny Carr      | 28 | 386  | 13.8 | 1975 |

TOP FRESHMEN DEBUTS

| Points. |                 |          |
|---------|-----------------|----------|
| Rk      | Name            | Date     |
| 1.      | J.J. Hickson    | 11/15/07 |
| 2.      | Ivan Wagner     | 11/25/95 |
|         | Ishua Benjamin  | 11/26/94 |
| 4.      | Damon Thornton  | 11/22/96 |
|         | Ernie Myers     | 11/29/82 |
| 6.      | Julius Hodge    | 11/14/01 |
| 7.      | Migjen Bakalli  | 11/23/90 |
|         | Chucky Brown    | 11/25/85 |
| 9.      | Adam Harrington | 11/14/98 |
|         | Glen Sudhop     | 11/29/75 |

| Rebounds |                |          |
|----------|----------------|----------|
| Rk       | Name           | Date     |
| 1.       | Julius Hodge   | 11/14/01 |
|          | Chucky Brown   | 11/25/85 |
| 3.       | Kenny Carr     | 11/30/74 |
| 4.       | Damon Thornton | 11/22/96 |
|          | Chuck Kornegay | 12/1/92  |
| 6.       | J. J. Hickson  | 11/15/07 |
|          | Ben McCauley   | 11/18/05 |
| 8.       | Four Players   | 6        |

| Assists |                 |          |
|---------|-----------------|----------|
| Rk      | Name            | Date     |
| 1.      | Chris Corchiani | 11/30/87 |
| 2.      | Four Players    | 4        |

REBOUNDS

GAME

| Senior |  |      |          |
|--------|--|------|----------|
| Rk     | Name                                       | Year | Rebounds |
| 1.     | Ronnie Shavlik vs. South Carolina, 2/11/56 |      | 34       |
| 2.     | Ronnie Shavlik vs. BYU, 12/21/55           |      | 29       |
| 3.     | Ronnie Shavlik vs. Clemson, 2/4/56         |      | 28       |

| Junior |                                      |      |          |
|--------|--------------------------------------|------|----------|
| Rk     | Name                                 | Year | Rebounds |
| 1.     | Ronnie Shavlik vs. Villanova, 1/1/55 |      | 35       |
| 2.     | Ronnie Shavlik vs. Virginia, 2/1/55  |      | 28       |
| 3.     | Ronnie Shavlik vs. Texas Tech        |      | 24       |
|        | Ronnie Shavlik vs. Furman, 1/12/55   |      | 24       |

| Sophomore |   |      |          |
|-----------|---|------|----------|
| Rk        | Name                                    | Year | Rebounds |
| 1.        | Ronnie Shavlik vs. Furman, 12/1/53      |      | 24       |
| 2.        | Tommy Burleson vs. Pittsburgh, 1/22/72  |      | 23       |
| 3.        | Ronnie Shavlik vs. Seton Hall, 12/28/53 |      | 22       |

| Freshman |                                     |      |          |
|----------|-------------------------------------|------|----------|
| Rk       | Name                                | Year | Rebounds |
| 1.       | J.J. Hickson vs. Clemson, 2/16/08   |      | 23       |
| 2.       | Brandon Costner vs. UNCWV, 12/30/06 |      | 19       |

SEASON

| Senior |                |      |          |
|--------|----------------|------|----------|
| Rk     | Name           | Year | Rebounds |
| 1.     | Ronnie Shavlik | 1956 | 545      |
| 2.     | Paul Horvath   | 1951 | 448      |
| 3.     | Tommy Burleson | 1974 | 377      |

| Junior |                |      |          |
|--------|----------------|------|----------|
| Rk     | Name           | Year | Rebounds |
| 1.     | Ronnie Shavlik | 1955 | 581      |
| 2.     | Mel Thompson   | 1953 | 328      |
| 3.     | Tommy Burleson | 1973 | 324      |

| Sophomore |                |      |          |
|-----------|----------------|------|----------|
| Rk        | Name           | Year | Rebounds |
| 1.        | Ronnie Shavlik | 1954 | 472      |
| 2.        | Mel Thompson   | 1952 | 397      |
| 3.        | Tommy Burleson | 1972 | 365      |

| Freshman |                 |      |          |
|----------|-----------------|------|----------|
| Rk       | Name            | Year | Rebounds |
| 1.       | Brandon Costner | 2007 | 264      |
| 2.       | J.J. Hickson    | 2008 | 262      |
| 3.       | Kenny Inge      | 1998 | 238      |
| 4.       | Russell Pierre  | 1984 | 230      |
| 5.       | Kenny Carr      | 1975 | 201      |

REBOUND AVERAGE

SEASON

**FIELD GOAL PERCENTAGE**

| SEASON             |      |         |      |
|--------------------|------|---------|------|
| <b>Senior</b>      |      |         |      |
| 1. Lorenzo Charles | .575 | 236-411 | 1985 |
| 2. Cozell McQueen  | .551 | 108-196 | 1985 |
| 3. Chucky Brown    | .548 | 210-383 | 1989 |
| <b>Junior</b>      |      |         |      |
| 1. Kevin Thompson  | .624 | 194-311 | 1992 |
| 2. Phil Spence     | .579 | 147-254 | 1975 |
| 3. Archie Miller   | .578 | 59-102  | 2001 |
| <b>Sophomore</b>   |      |         |      |
| 1. Kevin Thompson  | .605 | 115-190 | 1991 |
| 2. Cedric Simmons  | .587 | 128-218 | 2006 |
| 3. Ben McCauley    | .584 | 211-361 | 2007 |
| <b>Freshman</b>    |      |         |      |
| 1. J.J. Hickson    | .591 | 163-276 | 2008 |
| 2. Damon Thornton  | .550 | 71-129  | 1997 |
| 3. Glenn Sudhop    | .540 | 114-211 | 1975 |
| 4. Dennis Horner   | .529 | 54-102  | 2007 |
| Cameron Bennerman  | .529 | 27-51   | 2003 |

**THREE-POINT FIELD GOALS MADE**

| SEASON              |     |      |  |
|---------------------|-----|------|--|
| <b>Senior</b>       |     |      |  |
| 1. Rodney Monroe    | 104 | 1991 |  |
| 2. Tom Gugliotta    | 93  | 1992 |  |
| 3. C.C. Harrison    | 80  | 1998 |  |
| <b>Junior</b>       |     |      |  |
| 1. Rodney Monroe    | 84  | 1990 |  |
| 2. Danny Strong     | 73  | 1996 |  |
| 3. Scooter Sherrill | 70  | 2003 |  |
| <b>Sophomore</b>    |     |      |  |
| 1. Rodney Monroe    | 85  | 1989 |  |
| 2. Engin Atsür      | 67  | 2005 |  |
| 3. Curtis Marshall  | 53  | 1993 |  |
| Terry Gannon        | 53  | 1983 |  |
| <b>Freshman</b>     |     |      |  |
| 1. Adam Harrington  | 71  | 1999 |  |
| 2. Scott Wood       | 63  | 2010 |  |
| 3. Brandon Costner  | 61  | 2007 |  |
| 4. Mark Davis       | 57  | 1992 |  |
| 5. Archie Miller    | 55  | 1998 |  |

**THREE-POINT FIELD GOALS ATTEMPTED**

| SEASON              |     |      |  |
|---------------------|-----|------|--|
| <b>Senior</b>       |     |      |  |
| 1. Rodney Monroe    | 239 | 1991 |  |
| 2. Tom Gugliotta    | 233 | 1992 |  |
| 3. Danny Strong     | 189 | 1997 |  |
| <b>Junior</b>       |     |      |  |
| 1. Scooter Sherrill | 175 | 2003 |  |
| 2. Rodney Monroe    | 174 | 1990 |  |
| 3. Lakista McCuller | 172 | 1994 |  |
| <b>Sophomore</b>    |     |      |  |
| 1. Rodney Monroe    | 212 | 1989 |  |
| 2. Engin Atsür      | 175 | 2005 |  |
| 3. Curtis Marshall  | 145 | 1993 |  |
| <b>Freshman</b>     |     |      |  |
| 1. Adam Harrington  | 198 | 1999 |  |
| 2. Scott Wood       | 169 | 2010 |  |
| 3. Brandon Costner  | 161 | 2007 |  |
| 4. Ishua Benjamin   | 130 | 1995 |  |
| Archie Miller       | 130 | 1998 |  |

**THREE-POINT FIELD GOAL PERCENTAGE**

| SEASON                |      |        |      |
|-----------------------|------|--------|------|
| <b>Senior</b>         |      |        |      |
| 1. Thurl Bailey       | .667 | 10-15  | 1983 |
| 2. Dereck Whittenburg | .476 | 39-82  | 1983 |
| 3. Jordan Collins     | .462 | 24-52  | 2005 |
| <b>Junior</b>         |      |        |      |
| 1. Archie Miller      | .575 | 42-73  | 2001 |
| 2. Vinny Del Negro    | .500 | 36-72  | 1987 |
| 3. Rodney Monroe      | .483 | 84-174 | 1990 |
| <b>Sophomore</b>      |      |        |      |
| 1. Terry Gannon       | .589 | 53-90  | 1983 |
| 2. Tom Gugliotta      | .489 | 23-47  | 1990 |
| <b>Freshman</b>       |      |        |      |
| 1. Migjen Bakalli     | .477 | 42-88  | 1991 |
| 2. Dennis Horner      | .458 | 22-48  | 2007 |
| 3. Julius Mays        | .448 | 13-29  | 2009 |
| 4. Trey Guidry        | .432 | 19-44  | 2001 |
| 5. Rodney Monroe      | .430 | 49-114 | 1988 |

**FREE THROWS MADE**

| SEASON            |     |      |  |
|-------------------|-----|------|--|
| <b>Senior</b>     |     |      |  |
| 1. Sammy Ranzino  | 224 | 1951 |  |
| 2. Mel Thompson   | 216 | 1954 |  |
| 3. Todd Fuller    | 183 | 1996 |  |
| <b>Junior</b>     |     |      |  |
| 1. Mel Thompson   | 194 | 1953 |  |
| 2. Ronnie Shavlik | 187 | 1955 |  |
| 3. Julius Hodge   | 159 | 2004 |  |
| <b>Sophomore</b>  |     |      |  |
| 1. Julius Hodge   | 179 | 2003 |  |
| 2. Dick Dickey    | 133 | 1948 |  |
| 3. David Thompson | 132 | 1973 |  |



While helping the Pack to the 1983 National Championship as a senior, Dereck Whittenburg connected on 47.6 percent of his three-point attempts.

|                    |     |      |  |
|--------------------|-----|------|--|
| <b>Freshman</b>    |     |      |  |
| 1. Brandon Costner | 158 | 2007 |  |
| 2. J.J. Hickson    | 132 | 2008 |  |
| 3. Kenny Inge      | 121 | 1998 |  |
| 4. Damien Wilkins  | 106 | 2000 |  |
| 5. Julius Hodge    | 89  | 2002 |  |

**FREE THROWS ATTEMPTED**

| SEASON             |     |      |  |
|--------------------|-----|------|--|
| <b>Senior</b>      |     |      |  |
| 1. Mel Thompson    | 335 | 1954 |  |
| 2. Sammy Ranzino   | 305 | 1951 |  |
| 3. Julius Hodge    | 253 | 2005 |  |
| <b>Junior</b>      |     |      |  |
| 1. Mel Thompson    | 299 | 1953 |  |
| 2. Ronnie Shavlik  | 267 | 1955 |  |
| 3. Kenny Carr      | 218 | 1976 |  |
| <b>Sophomore</b>   |     |      |  |
| 1. Julius Hodge    | 219 | 2003 |  |
| 2. Ronnie Shavlik  | 215 | 1954 |  |
| 3. Vic Molodet     | 200 | 1954 |  |
| <b>Freshman</b>    |     |      |  |
| 1. Brandon Costner | 219 | 2007 |  |
| 2. J.J. Hickson    | 195 | 2008 |  |
| 3. Kenny Inge      | 179 | 1998 |  |
| 4. Damien Wilkins  | 159 | 2000 |  |
| 5. Ernie Myers     | 122 | 1983 |  |

**FREE THROW PERCENTAGE**

| SEASON              |      |         |      |
|---------------------|------|---------|------|
| <b>Senior</b>       |      |         |      |
| 1. Ilian Evtimov    | .895 | 51-57   | 2006 |
| 2. Rodney Monroe    | .885 | 162-183 | 1991 |
| 3. Dan Englehardt   | .877 | 50-57   | 1960 |
| <b>Junior</b>       |      |         |      |
| 1. Tim Wells        | .883 | 68-77   | 1999 |
| 2. Justin Gainey    | .874 | 76-87   | 1999 |
| 3. Scooter Sherrill | .870 | 47-54   | 2003 |
| <b>Sophomore</b>    |      |         |      |
| 1. Ilian Evtimov    | .876 | 78-89   | 2004 |
| 2. Julius Mays      | .859 | 55-64   | 2010 |
| 3. Scooter Sherrill | .836 | 46-55   | 2002 |
| <b>Freshman</b>     |      |         |      |
| 1. Julius Mays      | .852 | 23-27   | 2009 |
| 2. Dennis Horner    | .841 | 37-44   | 2007 |
| 3. Andrew Brackman  | .806 | 83-103  | 2005 |
| 4. Adam Harrington  | .785 | 73-93   | 1999 |
| 5. Julius Hodge     | .742 | 89-120  | 2002 |

**ASSISTS**

| SEASON             |     |      |  |
|--------------------|-----|------|--|
| <b>Senior</b>      |     |      |  |
| 1. Chris Corchiani | 299 | 1991 |  |
| 2. Sidney Lowe     | 271 | 1983 |  |
| 3. Nate McMillan   | 233 | 1986 |  |
| <b>Junior</b>      |     |      |  |
| 1. Chris Corchiani | 238 | 1990 |  |
| 2. Spud Webb       | 199 | 1984 |  |
| 3. Sidney Lowe     | 182 | 1982 |  |
| <b>Sophomore</b>   |     |      |  |
| 1. Chris Corchiani | 266 | 1989 |  |
| 2. Sidney Lowe     | 184 | 1981 |  |
| <b>Freshman</b>    |     |      |  |
| 1. Chris Corchiani | 235 | 1988 |  |
| 2. Sidney Lowe     | 125 | 1980 |  |
| Ishua Benjamin     | 125 | 1995 |  |
| 4. Clyde Austin    | 122 | 1977 |  |
| 5. Damien Wilkins  | 77  | 2000 |  |

**STEALS**

| SEASON             |    |      |  |
|--------------------|----|------|--|
| <b>Senior</b>      |    |      |  |
| 1. Chris Corchiani | 91 | 1991 |  |
| 2. Nate McMillan   | 90 | 1986 |  |
| 3. Sidney Lowe     | 87 | 1983 |  |
| <b>Junior</b>      |    |      |  |
| 1. Chris Corchiani | 95 | 1990 |  |
| 2. Anthony Grundy  | 63 | 2001 |  |
| 3. Spud Webb       | 62 | 1984 |  |
| <b>Sophomore</b>   |    |      |  |
| 1. Chris Corchiani | 81 | 1989 |  |
| 2. Anthony Grundy  | 69 | 2001 |  |
| 3. Engin Atsür     | 57 | 2005 |  |
| <b>Freshman</b>    |    |      |  |
| 1. Chris Corchiani | 61 | 1988 |  |
| 2. Ishua Benjamin  | 48 | 1995 |  |
| 3. Clyde Austin    | 42 | 1977 |  |
| 4. Damien Wilkins  | 41 | 2000 |  |
| Kenny Inge         | 41 | 1998 |  |

**BLOCKED SHOTS**

| SEASON                 |    |      |  |
|------------------------|----|------|--|
| <b>Senior</b>          |    |      |  |
| 1. Thurl Bailey        | 95 | 1983 |  |
| 2. Chuck Nevitt        | 63 | 1982 |  |
| 3. Todd Fuller         | 56 | 1996 |  |
| <b>Junior</b>          |    |      |  |
| 1. Kevin Thompson      | 47 | 1992 |  |
| 2. Todd Fuller         | 45 | 1995 |  |
| Glenn Sudhop           | 45 | 1978 |  |
| <b>Sophomore</b>       |    |      |  |
| 1. Cedric Simmons      | 80 | 2006 |  |
| 2. Panagiotis Fasoulas | 56 | 1986 |  |
| 3. Kevin Thompson      | 49 | 1991 |  |
| <b>Freshman</b>        |    |      |  |
| 1. J.J. Hickson        | 47 | 2008 |  |
| 2. Andrew Brackman     | 40 | 2005 |  |
| 3. Cedric Simmons      | 35 | 2005 |  |
| 4. Kenny Inge          | 31 | 1998 |  |

**MINUTES PLAYED**


| (Since 1985)<br>SEASON |       |      |  |
|------------------------|-------|------|--|
| <b>Senior</b>          |       |      |  |
| 1. Nate McMillan       | 1,208 | 1986 |  |
| 2. Julius Hodge        | 1,177 | 2005 |  |
| 3. Chris Corchiani     | 1,169 | 1991 |  |
| <b>Junior</b>          |       |      |  |
| 1. Gavin Grant         | 1,313 | 2007 |  |
| 2. Justin Gainey       | 1,140 | 1999 |  |
| 3. Chris Corchiani     | 1,125 | 1990 |  |
| <b>Sophomore</b>       |       |      |  |
| 1. Ben McCauley        | 1,243 | 2007 |  |
| 2. Courtney Fells      | 1,195 | 2007 |  |
| 3. Chris Washburn      | 1,185 | 1986 |  |
| <b>Freshman</b>        |       |      |  |
| 1. Brandon Costner     | 1,239 | 2007 |  |
| 2. Damien Wilkins      | 1,083 | 2000 |  |
| 3. Kenny Inge          | 1,033 | 1998 |  |
| 4. Scott Wood          | 1,029 | 2010 |  |
| 5. Julius Hodge        | 907   | 2002 |  |

**GAMES PLAYED**

| SEASON             |    |      |  |
|--------------------|----|------|--|
| <b>Senior</b>      |    |      |  |
| 1. Dennis Horner   | 36 | 2010 |  |
| Thurl Bailey       | 36 | 1983 |  |
| Sidney Lowe        | 36 | 1983 |  |
| 4. Bennie Bolton   | 35 | 1987 |  |
| Mike Giomi         | 35 | 1987 |  |
| <b>Junior</b>      |    |      |  |
| 1. Gavin Grant     | 36 | 2007 |  |
| 2. Javier Gonzalez | 35 | 2010 |  |
| Tracy Smith        | 35 | 2010 |  |
| Ilian Evtimov      | 35 | 2005 |  |
| Vinny Del Negro    | 35 | 1987 |  |
| <b>Sophomore</b>   |    |      |  |
| 1. Julius Mays     | 36 | 2010 |  |
| Ben McCauley       | 36 | 2007 |  |
| Courtney Fells     | 36 | 2007 |  |
| Lorenzo Charles    | 36 | 1983 |  |
| Terry Gannon       | 36 | 1983 |  |
| Cozell McQueen     | 36 | 1983 |  |
| <b>Freshman</b>    |    |      |  |
| 1. Scott Wood      | 36 | 2010 |  |
| Brandon Costner    | 36 | 2007 |  |
| Dennis Horner      | 36 | 2007 |  |
| 4. Andrew Brackman | 35 | 2005 |  |
| Ernie Myers        | 35 | 1983 |  |

**GAMES STARTED**

| (Since 1984)<br>SEASON |    |      |  |
|------------------------|----|------|--|
| <b>Senior</b>          |    |      |  |
| 1. Dennis Horner       | 35 | 2010 |  |
| Bennie Bolton          | 35 | 1987 |  |
| 3. Justin Gainey       | 34 | 2000 |  |
| <b>Junior</b>          |    |      |  |
| 1. Tracy Smith         | 35 | 2010 |  |
| Gavin Grant            | 35 | 2007 |  |
| 3. Javier Gonzalez     | 33 | 2010 |  |
| Justin Gainey          | 33 | 1999 |  |
| Lorenzo Charles        | 33 | 1984 |  |
| Cozell McQueen         | 33 | 1984 |  |
| <b>Sophomore</b>       |    |      |  |
| 1. Ben McCauley        | 36 | 2007 |  |
| 2. Courtney Fells      | 35 | 2007 |  |
| Engin Atsür            | 35 | 2005 |  |
| <b>Freshman</b>        |    |      |  |
| 1. Scott Wood          | 36 | 2010 |  |
| 2. Brandon Costner     | 35 | 2007 |  |
| 3. Damien Wilkins      | 34 | 2000 |  |
| 4. Julius Hodge        | 33 | 2002 |  |
| 5. Kenny Inge          | 31 | 1998 |  |



Before he was the Cleveland Cavs first round draft pick in 2008, J.J. Hickson scored 31 points in his Wolfpack debut, the most ever for a freshman in his first game in a Wolfpack uniform.



# SINGLE SEASON HIGHS

## NC STATE IN OVERTIME

| Year    | OT | Opponent       | Site | Result   | Year    | Opponent | Site           | Result       |
|---------|----|----------------|------|----------|---------|----------|----------------|--------------|
| 1915-16 | 1  | Guilford       | A    | W, 44-38 | 1963-64 | 1        | Clemson        | N W, 45-43   |
| 1923-24 | 1  | South Carolina | H    | L, 25-27 |         | 1        | Wake Forest    | H W, 56-53   |
| 1925-26 | 1  | Guilford       | H    | W, 32-31 |         | 1        | South Carolina | N L, 52-61   |
| 1927-28 | 1  | Wake Forest    | A    | W, 41-39 | 1964-65 | 1        | Duke           | A L, 67-78   |
| 1930-31 | 1  | Auburn         | A    | L, 28-30 | 1965-66 | 1        | Maryland       | H W, 60-58   |
| 1935-36 | 1  | Clemson        | H    | W, 32-31 |         | 1        | Clemson        | N L, 74-76   |
| 1936-37 | 1  | Clemson        | A    | W, 41-40 | 1966-67 | 1        | South Carolina | N L, 62-65   |
|         | 1  | Duke           | A    | L, 33-36 |         | 1        | Wake Forest    | H W, 64-59   |
| 1945-46 | 1  | Clemson        | H    | W, 51-46 |         | 1        | Tennessee      | N L, 62-65   |
|         | 1  | Duke           | H    | L, 38-44 | 1967-68 | 1        | Indiana        | H L, 97-101  |
| 1946-47 | 1  | North Carolina | A    | W, 48-46 | 1969-70 | 2        | South Carolina | N W, 42-39   |
| 1947-48 | 1  | Holy Cross     | N    | L, 51-56 | 1970-71 | 1        | Virginia Tech  | H W, 94-87   |
| 1949-50 | 1  | Villanova      | N    | L, 64-65 |         | 1        | West Virginia  | H W, 100-98  |
| 1950-51 | 1  | E. Kentucky    | H    | W, 65-64 |         | 1        | Clemson        | N W, 64-57   |
| 1951-52 | 2  | Duke           | A    | W, 72-70 | 1971-72 | 1        | Duke           | A L, 73-74   |
|         | 1  | North Carolina | A    | W, 58-53 | 1973-74 | 1        | Maryland       | N W, 103-100 |
| 1952-53 | 1  | Fordham        | H    | W, 73-70 |         | 2        | UCLA           | N W, 80-77   |
| 1953-54 | 1  | Wake Forest    | H    | W, 82-80 | 1974-75 | 1        | North Carolina | H 88-85      |
| 1954-55 | 1  | St. John's     | A    | W, 76-75 | 1975-76 | 1        | Duke           | A W, 96-95   |
|         | 1  | Wake Forest    | H    | W, 75-73 | 1977-78 | 1        | Virginia       | A L, 73-81   |
| 1955-56 | 1  | Wake Forest    | H    | W, 80-78 |         | 3        | Maryland       | N L, 108-109 |
|         | 4  | Canisius       | N    | L, 78-79 |         | 1        | Georgetown     | N W, 86-85   |
| 1956-57 | 1  | Clemson        | A    | L, 94-96 | 1978-79 | 2        | Maryland       | H L, 81-82   |
| 1957-58 | 2  | Duke           | A    | L, 75-76 | 1980-81 | 1        | Maryland       | A L, 75-82   |
|         | 1  | North Carolina | A    | W, 58-57 | 1982-83 | 2        | Pepperdine     | N W, 69-67   |
|         | 3  | Maryland       | H    | W, 69-64 |         | 1        | North Carolina | N W, 94-91   |
|         | 1  | South Carolina | H    | W, 66-61 | 1983-84 | 1        | Florida State  | H L, 71-74   |
| 1958-59 | 2  | Wake Forest    | H    | W, 56-52 |         | 1        | Duke           | H L, 70-73   |
|         | 1  | Louisville     | H    | W, 67-61 | 1984-85 | 1        | SMU            | H W, 82-78   |
|         | 1  | North Carolina | H    | L, 68-72 | 1985-86 | 1        | Clemson        | A W, 73-69   |
|         | 1  | Clemson        | N    | W, 69-54 |         | 2        | Arkansas-LR    | N W, 80-66   |
| 1961-62 | 1  | Maryland       | A    | W, 73-68 | 1986-87 | 1        | Iowa           | N L, 89-90   |
|         | 1  | West Virginia  | N    | L, 81-82 |         | 1        | Wake Forest    | A W, 80-76   |
| 1962-63 | 1  | Maryland       | A    | W, 76-74 |         | 1        | Duke           | N W, 71-64   |
|         | 1  | North Carolina | H    | L, 65-67 |         | 2        | Wake Forest    | N W, 77-73   |

\*Longest game in ACC history.

## 110 POINTS OR MORE

| NCSUOpp | Season                | Points | Year    | NCSUOpp | Season               | Points | Year    |
|---------|-----------------------|--------|---------|---------|----------------------|--------|---------|
| 144     | Georgia Southern      | 100    | 1972-73 | 111     | UNC-Asheville        | 60     | 1975-76 |
| 144     | Buffalo State         | 88     | 1974-75 | 111     | UNC-Asheville        | 68     | 1974-75 |
| 139     | Atlantic Christian    | 78     | 1969-70 | 111     | Wake Forest          | 96     | 1973-74 |
| 135     | Charleston Southern   | 80     | 1989-90 | 111     | Furman               | 91     | 1973-74 |
| 130     | Wake Forest           | 89     | 1982-83 | 111     | Atlantic Christian   | 52     | 1967-68 |
| 130     | Appalachian State     | 53     | 1972-73 | 111     | William & Mary       | 97     | 1954-55 |
| 130     | Furman                | 77     | 1965-66 | 110     | Southern Mississippi | 85     | 1990-91 |
| 126     | Duquesne              | 77     | 1989-90 | 110     | UNC-Asheville        | 70     | 1989-90 |
| 126     | William & Mary        | 99     | 1954-55 | 110     | Wake Forest          | 103    | 1988-89 |
| 125     | South Florida         | 88     | 1972-73 | 110     | Columbia             | 54     | 1988-89 |
| 121     | Wake Forest           | 100    | 1965-66 | 110     | Maryland (L)         | 124    | 1978-79 |
| 120     | UNC-Asheville         | 71     | 1995-96 | 110     | Western Kentucky     | 98     | 1974-75 |
| 120     | Florida International | 79     | 1990-91 | 110     | Atlantic Christian   | 40     | 1972-73 |
|         |                       |        |         | 110     | High Point           | 50     | 1947-48 |

### WINS

|    |       |      |
|----|-------|------|
| 1. | 30-1  | 1974 |
|    | 30-7  | 1951 |
| 3. | 29-3  | 1948 |
| 4. | 28-4  | 1955 |
| 5. | 27-0  | 1973 |
|    | 27-6  | 1950 |
| 7. | 26-10 | 1983 |
|    | 26-7  | 1954 |

26-6

1953

26-5

1947

### WINNING PERCENTAGE (MIN. 20 GAMES PLAYED)

|    |              |      |
|----|--------------|------|
| 1. | 1.000 (27-0) | 1973 |
| 2. | .968 (30-1)  | 1974 |
| 3. | .906 (29-3)  | 1948 |
| 4. | .875 (28-4)  | 1955 |
| 5. | .857 (24-4)  | 1956 |

6. .846 (22-4)

1959

7. .838 (26-5)

1947

8. .833 (20-4)

1926

9. .818 (27-6)

1950

10. .813 (26-6)

1953

### GAMES PLAYED

|    |    |      |
|----|----|------|
| 1. | 37 | 1951 |
| 2. | 36 | 2010 |

### FIELD GOAL PERCENTAGE

|    |                  |      |
|----|------------------|------|
| 1. | .521 (706-1356)  | 1982 |
| 2. | .519 (1054-2028) | 1973 |
| 3. | .514 (1037-2016) | 1988 |

### FIELD GOALS MADE

|     |      |      |
|-----|------|------|
| 1.  | 1157 | 1974 |
| 2.  | 1070 | 1975 |
| 3.  | 1057 | 1976 |
| 4.  | 1054 | 1973 |
| 5.  | 1037 | 1988 |
| 6.  | 1035 | 1978 |
| 7.  | 1024 | 1955 |
| 8.  | 1005 | 1987 |
| 9.  | 1003 | 1970 |
| 10. | 999  | 1954 |

### FIELD GOALS ATTEMPTED

|     |      |      |
|-----|------|------|
| 1.  | 2864 | 1954 |
| 2.  | 2656 | 1955 |
| 3.  | 2319 | 1974 |
| 4.  | 2142 | 1978 |
| 5.  | 2129 | 1976 |
| 6.  | 2108 | 1983 |
| 7.  | 2107 | 1975 |
| 8.  | 2100 | 1987 |
|     | 2100 | 1970 |
| 10. | 2068 | 1956 |

|    |      |      |
|----|------|------|
| 36 | 2007 |      |
| 36 | 1983 |      |
| 5. | 35   | 2005 |
|    | 35   | 1987 |
| 7. | 34   | 2002 |
|    | 34   | 2000 |
|    | 34   | 1986 |
|    | 34   | 1952 |

### POINTS

|     |      |      |
|-----|------|------|
| 1.  | 2839 | 1955 |
| 2.  | 2833 | 1974 |
| 3.  | 2807 | 1954 |
| 4.  | 2769 | 1991 |
| 5.  | 2714 | 1987 |
| 6.  | 2671 | 1983 |
| 7.  | 2656 | 1988 |
| 8.  | 2622 | 1976 |
| 9.  | 2621 | 1989 |
| 10. | 2596 | 1975 |

### SCORING AVERAGE

|     |      |      |
|-----|------|------|
| 1.  | 92.9 | 1973 |
| 2.  | 92.7 | 1975 |
| 3.  | 91.4 | 1974 |
| 4.  | 89.3 | 1991 |
| 5.  | 88.7 | 1955 |
| 6.  | 87.4 | 1976 |
| 7.  | 84.5 | 1989 |
| 8.  | 83.7 | 1970 |
| 9.  | 83.0 | 1988 |
| 10. | 82.8 | 1956 |

### SCORING MARGIN

|     |                  |      |
|-----|------------------|------|
| 1.  | 22.5 (59.3-36.8) | 1964 |
| 2.  | 21.8 (92.9-71.1) | 1973 |
| 3.  | 16.7 (91.4-74.7) | 1974 |
| 4.  | 14.8 (92.7-77.9) | 1975 |
| 5.  | 12.3 (82.8-70.5) | 1956 |
| 6.  | 12.2 (88.7-76.5) | 1955 |
| 7.  | 12.1 (80.2-68.1) | 1954 |
| 8.  | 12.0 (83.7-71.7) | 1970 |
| 9.  | 11.2 (83.0-71.8) | 1988 |
| 10. | 10.5 (84.5-74.0) | 1989 |

|     |                  |      |
|-----|------------------|------|
| 4.  | .508 (1070-2107) | 1975 |
| 5.  | .501 (994-1983)  | 1989 |
| 6.  | .499 (770-1542)  | 1980 |
|     | .499 (1157-2319) | 1974 |
| 8.  | .497 (963-1940)  | 1985 |
|     | .497 (743-1496)  | 1981 |
| 10. | .496 (1057-2129) | 1976 |

### 3 PT. FIELD GOALS MADE

|     |     |      |
|-----|-----|------|
| 1.  | 294 | 2005 |
| 2.  | 292 | 1996 |
| 3.  | 288 | 2006 |
| 4.  | 278 | 2002 |
| 5.  | 267 | 1991 |
| 6.  | 265 | 1992 |
| 7.  | 260 | 2004 |
| 8.  | 248 | 2003 |
| 9.  | 214 | 2007 |
| 10. | 210 | 1995 |

### 3 PT. FIELD GOALS ATTEMPTED

|     |     |      |
|-----|-----|------|
| 1.  | 809 | 1996 |
| 2.  | 795 | 2005 |
| 3.  | 777 | 2006 |
| 4.  | 773 | 2002 |
| 5.  | 753 | 2004 |
| 6.  | 725 | 1992 |
| 7.  | 696 | 2003 |
| 8.  | 644 | 1991 |
| 9.  | 613 | 1995 |
| 10. | 599 | 2007 |

### 3 PT. FIELD GOAL PERCENTAGE

|     |                |      |
|-----|----------------|------|
| 1.  | .451 (172-381) | 1983 |
| 2.  | .432 (180-417) | 1990 |
| 3.  | .415 (267-644) | 1991 |
| 4.  | .413 (164-397) | 1987 |
| 5.  | .410 (125-305) | 1988 |
| 6.  | .383 (141-368) | 1989 |
| 7.  | .375 (202-538) | 2009 |
| 8.  | .372 (199-535) | 1998 |
| 9.  | .371 (288-777) | 2006 |
| 10. | .370 (294-795) | 2005 |

### FREE THROWS MADE

|     |     |      |
|-----|-----|------|
| 1.  | 809 | 1954 |
| 2.  | 791 | 1955 |
| 3.  | 639 | 1956 |
| 4.  | 582 | 1999 |
| 5.  | 561 | 2002 |
| 6.  | 555 | 1984 |
| 7.  | 550 | 2007 |
| 8.  | 540 | 1987 |
| 9.  | 523 | 2005 |
| 10. | 519 | 1974 |

### FREE THROW ATTEMPTS

|     |      |      |
|-----|------|------|
| 1.  | 1277 | 1954 |
| 2.  | 1106 | 1955 |
| 3.  | 869  | 1956 |
| 4.  | 859  | 1999 |
| 5.  | 789  | 2000 |
| 6.  | 787  | 1984 |
| 7.  | 768  | 1987 |
| 8.  | 757  | 1957 |
| 9.  | 756  | 2007 |
| 10. | 753  | 2001 |

### FREE THROW PERCENTAGE

|    |                 |      |
|----|-----------------|------|
| 1. | *.799 (481-602) | 2004 |
| 2. | .770 (488-634)  | 2003 |
| 3. | .762 (516-677)  | 1991 |
| 4. | .755 (561-743)  | 2002 |
| 5. | .751 (509-678)  | 2006 |
| 6. | .735 (639-869)  | 1956 |
|    | .735 (457-622)  | 1996 |

|     |                |      |
|-----|----------------|------|
| 8.  | .731 (339-464) | 1995 |
| 9.  | .728 (550-756) | 2007 |
| 10. | .720 (508-706) | 1976 |

### REBOUNDS

|    |      |      |
|----|------|------|
| 1. | 1864 | 1955 |
| 2. | 1735 | 1954 |
| 3. | 1663 | 1956 |
| 4. | 1452 | 1974 |
| 5. | 1430 | 1970 |
| 6. | 1294 | 1961 |
|    | 1294 | 1959 |
| 8. | 1257 | 2010 |
| 9. | 1256 | 1978 |
|    | 1256 | 1973 |

### REBOUND AVERAGE

|     |      |      |
|-----|------|------|
| 1.  | 59.4 | 1956 |
| 2.  | 58.2 | 1955 |
| 3.  | 51.8 | 1961 |
| 4.  | 49.7 | 1959 |
| 5.  | 49.6 | 1954 |
| 6.  | 47.7 | 1970 |
| 7.  | 46.9 | 1957 |
| 8.  | 46.8 | 1974 |
| 9.  | 46.6 | 1962 |
| 10. | 46.5 | 1973 |

### REBOUND MARGIN

|     |                   |      |
|-----|-------------------|------|
| 1.  | +19.3 (58.2-38.9) | 1955 |
| 2.  | +18.1 (59.4-41.3) | 1956 |
| 3.  | +14.0 (49.6-35.6) | 1954 |
| 4.  | +13.2 (46.9-33.7) | 1957 |
| 5.  | +9.4 (46.4-37.0)  | 1958 |
| 6.  | +8.5 (49.7-41.2)  | 1959 |
| 7.  | +7.8 (51.8-44.0)  | 1961 |
| 8.  | +7.5 (46.5-39.0)  | 1973 |
| 9.  | +6.5 (46.8-40.3)  | 1974 |
| 10. | +5.9 (35.9-30.0)  | 1999 |

### ASSISTS

|     |     |      |
|-----|-----|------|
| 1.  | 652 | 1988 |
| 2.  | 601 | 1991 |
| 3.  | 600 | 1989 |
| 4.  | 577 | 1986 |
| 5.  | 566 | 1985 |
| 6.  | 554 | 1983 |
| 7.  | 547 | 2002 |
| 8.  | 533 | 1990 |
| 9.  | 530 | 1996 |
| 10. | 529 | 2005 |











INDIVIDUAL SCORING (GAME)

Table with columns: Rk, Player, School, Date, Pts, Site, NCSU Result. Lists top 15 individual scoring games.

SINCE 1970-71

SINGLE GAME

TEAM

Summary statistics for individual scoring, including Most Points, Most Field Goals, Most Three-Point Field Goals, Most Field Goal Attempts, Highest Field Goal Percentage, Most Free Throws, and Fewest Free Throws Made.

INDIVIDUAL

Field Goals: Ernest Graham (MD), 12/20/78; John Lucas (MD), 1/28/71; John Gerdy (Davidson), 2/9/77; Chris Dobbs (Davidson), 2/7/77.

Free Throws (since 1973): Jim Spanarkel (Duke), 2/15/78; Mike Gminski (Duke), 1/2/79; Jack McClinton (Miami), 3/7/09; Phil Ford (N. Carolina), 2/24/76.

Free Throws Attempted (since 1973): Jim Spanarkel (Duke), 2/15/78; Vernon Maxwell (Florida), 3/13/87; Mike Gminski (Duke), 1/2/79.

Three-Point Field Goals: Terry Brown (Kansas), 2/19/97; Kendall Toney (UNCG), 1/2/07; Stephen Curry (Davidson), 12/21/07; J.J. Redick (Duke), 3/12/05; Curtis Staples (Virginia), 2/19/97; Curtis Staples (Virginia), 1/28/97.

Three-Point Field Goal Attempts: Terry Brown (Kansas), 2/19/97; Will Whittington (Marist), 3/16/07; Stephen Curry (Davidson), 12/21/07; Walt Williams (Maryland), 2/13/92.



In one of the all-time scoring duals in Wolfpack history, Paul Coder's 31 points were not enough to overcome John Mengelt's record setting 45 against the Pack for Auburn in December of 1970.

Three-Point Field Goal Percentage

(min. 5 FG attempts) 1.000 (5-5) Greg Gurley (Kansas), 12/8/93; 1.000 (5-5) Keith Adkins (UNCW), 12/1/92.

Rebounds

24 Allen Bristow (Va. Tech), 12/12/70; 21 Ralph Sampson (Virginia), 1/12/83; 20 Tim Duncan (Wake Forest), 12/7/96; 20 Brian Shaw (UCSB), 12/23/87; 20 William Franklin (Purdue), 12/10/71.

Assists

16 Brian Ellerbe (Rutgers), 12/27/84; 15 Greivis Vasquez (Maryland), 2/9/08; 15 Bob Hurley (Duke), 2/21/93; 14 John Crotty (Virginia), 1/29/91.

Steals

7 Sean Singletary (Virginia), 2/24/08; 7 Frederick Luckett (Ark.-P.B.), 12/31/96; 6 11 times.

Blocked Shots

9 Sean Williams (Boston College), 2/25/06; 9 Mike Gminski (Duke), 2/15/78; 7 Akeem Olajuwon (Houston), 4/4/83; 7 Elden Campbell (Clemson), 1/6/88; 7 Tree Rollins (Clemson), 2/19/77.

OVERALL

Table with columns: Date, Opponent, Site, Score, Mar. Lists overall game results.

HOME

Table with columns: Date, Opponent, Site, Score, Mar. Lists home game results.

IN RBC CENTER

Table with columns: Date, Opponent, Site, Score, Mar. Lists games played in RBC Center.



Tom Gugliotta's double-double of 16 points and 11 rebounds helped NC State to a 29-point win over Southern Miss in the first round of the 1991 NCAA Tournament, the Pack's largest win in a NCAA Tournament game.

DOUBLE DIGIT HALFTIME COMEBACKS

Table with columns: Date, Site, Half, Diff., Opponent, Final. Lists double-digit halftime comebacks.

Table with columns: Date, Opponent, Site, Score, Mar. Lists away game results.

AWAY

Table with columns: Date, Opponent, Site, Score, Mar. Lists away game results.

ACC

Table with columns: Date, Opponent, Site, Score, Mar. Lists ACC game results.

ACC HOME

Table with columns: Date, Opponent, Site, Score, Mar. Lists ACC home game results.

ACC ROAD

Table with columns: Date, Opponent, Site, Score, Mar. Lists ACC road game results.

Table with columns: Date, Opponent, Site, Score, Mar. Lists specific game results.

ACC TOURNAMENT

Table with columns: Date, Opponent, Site, Score, Mar. Lists ACC tournament results.


VS. RANKED TEAMS

Table with columns: Date, Opponent, Tourn, Score, Mar. Lists games against ranked teams.

POST SEASON

Table with columns: Date, Opponent, Tourn, Score, Mar. Lists post-season results.

Opponent AP ranking listed before; NC State AP ranking in parenthesis



Mo Rivers helped the Pack overcome a 10-point halftime deficit against Purdue in 1974 with his 12 points.



OVERALL RECORD: 63-47

Table with columns: Date, Site, Seed, Opponent (Seed), W/L, Score, Margin. Lists game-by-game results from 1954 to 1990.

ACC TOURNAMENT

CHAMPIONSHIPS

Table with columns: Year, Site, Championship Game. Lists ACC tournament champions from 1954 to 1987.

VS. OPPONENTS

Table with columns: Opponent, Record. Lists records against various ACC opponents.

NC STATE RECORD BY

ROUND, SEED, SITE

Table with columns: Record By Round, Record by Opponent Seed, Record By Seed, Record By Site. Breaks down records by tournament stage and location.

NC STATE'S

EVERETT CASE AWARD

WINNERS (TOURNAMENT MVP)

Table with columns: Name, Year. Lists MVP winners from 1955 to 1987.

Table with columns: Date, Site, Seed, Opponent, W/L, Score, Margin. Continuation of overall record from 1991 to 2010.

COMPOSITE ACC TOURNAMENT RESULTS (1954-2010)

Table with columns: Team, W-L, Pct, Tourneys, 1st Rd, QF, Semis, Finals, Titles. Shows composite performance across all years.

NC STATE'S ACC TOURNAMENT MATRIX

Matrix table with columns: Opp. Seed, #1-#12. Shows head-to-head records between teams.

NC State Record in ACC Tournament Overtime Games: 8-1

NC STATE ACC TOURNAMENT

SINGLE-GAME RECORDS

TEAM HIGHS

FGs Attempted: 102 vs. Maryland (1978)
FGs Made: 45 vs. Virginia (1965); vs. Maryland (1978)
Field Goal Pct.: .610 (25-41) vs. Virginia (2000)
3pt FGs Attempted: 28 vs. Duke (1995)
3pt FGs Made: 13 vs. Virginia (2002)
3pt Field Goal Pct.: .722 (13-18) vs. Virginia (2002)
FIs Attempted: 51 vs. Florida State (1996)
FIs Made: 37 vs. Duke (1956)
FT Pct.: 1.000 (22-22) vs. Maryland (1965); (14-14) vs. North Carolina (1987)
Points: 108 vs. Maryland (1978)
Rebounds: 67 vs. Clemson (1955)
Assists: 22 vs. Clemson (1988), Maryland (2002)

TEAM LOWS

Fewest FGs Attempted: 13 vs. Duke (1968)
Fewest FGs Made: 4 vs. Duke (1968)
Lowest FG Pct.: .268 (15-56) vs. Clemson (1962)
Fewest Assists: 0 vs. Duke, 1968
Fewest Rebounds: 12 vs. Duke (1968)
Fewest Points: 12 vs. Duke (1968)
Fewest FIs Att.: 5 vs. Duke (1963); vs. Maryland (1973)
Fewest FIs Made: 4 vs. Duke (1968); vs. Maryland (1973); vs. North Carolina (1977)
Lowest FT Pct.: .389 (7-18) vs. Virginia (1976)
Fewest 3pt FGs Attempted: 3 vs. Clemson (1988)
Fewest 3pt FGs Made: 1 vs. Clemson (1988)
Lowest 3pt FG Pct.: .133 (2-15) vs. Miami (2008)

INDIVIDUAL

FGs Made: 18, Tommy Burleson vs. Maryland (1974)
FGs Attempted: 27, Vann Williford vs. Wake Forest (1969)
Field Goal %: 1.000, Art Jones (7-7) vs. Maryland; Mike Giomi (5-5) vs. North Carolina (1987)
Free Throws Made: 13, Julius Hodge vs. Maryland (2004)
Free Throws Attempted: 17, Kendall Pinder vs. Virginia (1979)
Free Throw Percentage: 1.000, Tommy Mattocks (9-9) vs. South Carolina (1966); Vinny Del Negro (9-9) vs. Duke (1987); Ilian Evtimov (8-8) vs. Florida State (2004); Gavin Grant (11-11) vs. Virginia Tech (2007)
3pt FGs Made: 6, Scott Wood vs. Florida State (2010)
3pt FGs Attempted: 10, Mark Davis vs. Wake Forest (1992); Danny Strong vs. Florida State (1996); C.C. Harrison vs. North Carolina (1998); Scott Wood vs. Florida State (2010)
Points: 38, Tommy Burleson vs. Maryland (1974); David Thompson vs. Virginia (1975)
Assists: 9, Phil DiNardo vs. Duke (1955); Herb Applebaum vs. Wake Forest (1954); Joe Cafferky vs. Duke (1972); Chris Corchiani vs. Georgia Tech (1991)
Blocked Shots: 6, Josh Powell vs. Georgia Tech (2003)
Steals: 9, Justin Gainey vs. Virginia (2000)
Rebounds: 23, John Richter vs. South Carolina (1959)
Minutes Played: 50, Rick Anheuser vs. South Carolina (1970); Paul Coder vs. South Carolina (1970); Joe Dunning vs. South Carolina (1970); Ed Leftwich vs. South Carolina (1970); Vann Williford vs. South Carolina (1970)



NC STATE TEAM RECORDS

SINGLE GAME

Table with 5 columns: Points, Opponent (Date), Round, Site, Mark. Sub-sections include Points, Fewest Points, Victory Margin, Defeat Margin, Points In A Loss, Field Goals, Fewest Field Goals, Field Goal Attempts, Fewest Field Goal Attempts, Field Goal Percentage, Lowest Field Goal Percentage, Points/Half, and Fewest Points/Half.



Both Bennie Bolton and Vinny Del Negro (MVP) were named to the 1987 ACC All-Tournament team, when the Wolfpack won its 10th ACC Tournament title.

Table with 5 columns: Free Throws, Fewest Free Throws, Free Throw Attempts, Fewest Free Throw Attempts, Free Throw Percentage, Lowest Free Throw Percentage, Three-Point Goals.

Table with 5 columns: Fewest Three-Point Goals, Three-Point Attempts, Fewest Three-Point Attempts, Three-Point Percentage, Lowest Three-Point Percentage, Rebounds, Fewest Rebounds, Rebound Margin, Assists, Fewest Assists, Blocked Shots, Steals, Fouls.

Table with 5 columns: Field Goals, Field Goal Attempts, Field Goal Percentage, Free Throws, Free Throw Attempts, Free Throw Percentage, Three Point Field Goals, Three Point Field Goal Attempts, Three Point Field Goal Percentage, Rebounds, Assists, Turnovers, Blocks, Steals.

OPPONENT TEAM RECORDS

SINGLE GAME

Table with 5 columns: Points, Opponent (Date), Round, Site, Mark.



ACC TOURNAMENT STATS

NC STATE TEAM RECORDS

TOURNAMENT

Table of NC State team records for various categories including Points, Scoring Average, Field Goals Made, Field Goals Attempted, Field Goal Percentage, Three-Pointers Made, Three-Pointers Attempted, Three-Point Field Goal Percentage, Free Throws Made, Free Throws Attempted, Free Throw Percentage, Rebounds, Rebound Average, and Assists.



Scott Wood set a new ACC Tournament single-game record, when he hit six three-pointers in the Pack's quarterfinal win over Florida State last season.

NC STATE INDIVIDUAL

SINGLE GAME

Table of NC State individual records for various categories including Points, Field Goals, Field Goal Attempts, Three-Point Field Goals, Three-Point Field Goal Attempts, Free Throws, Free Throw Attempts, Rebounds, Assists, Steals, and Minutes.

Main table listing tournament statistics for each game, including columns for Year/Site, Date/Opponent, Result/Score, FG-FGA, Pct, 3P-3PA, Pct, FT-FTA, Pct, Off-Def, Tot, PF, A, TO, BS, ST, and Pts.







NC State's NCAA Tournament Record by Seed (Since 1982)

Table with 2 columns: Seed, Record. Rows include As #3 seed (4-3), As #4 seed (0-1), As #5 seed (2-1), As #6 seed (10-2), As #7 seed (1-2), As #8 seed (0-1), As #10 seed (3-2), As #11 seed (0-1).

NC State's NCAA Tournament Record versus Seed (Since 1982)

Table with 2 columns: Opponent Seed, Record. Rows include vs. #1 seed (2-3), vs. #2 seed (1-2), vs. #3 seed (1-1), vs. #4 seed (2-0), vs. #5 seed (0-1), vs. #6 seed (0-3), vs. #8 seed (0-1), vs. #9 seed (0-0), vs. #10 seed (2-1), vs. #11 seed (4-0), vs. #12 seed (1-0), vs. #13 seed (0-0), vs. #14 seed (3-1).

Record in NCAA Tournament Overtime Games: 3-2

Table with 5 columns: Date, Site, Opponent, Result, Round. Rows include 3/12/56 (Raleigh, N.C. vs Canisius), 3/23/74 (Greensboro, N.C. vs UCLA), 3/18/83 (Corvallis, Ore. vs Pepperdine), 3/19/89 (Providence, R.I. vs Iowa), 3/20/04 (Oklahoma City vs California).

\*\* - double overtime; \*\*\* - triple overtime; \*\*\*\* quadruple overtime

NC STATE NCAA SERIES RECORDS

Table with 7 columns: Team, Record. Rows include Alabama (1-0), Georgia (1-0), Nevada-Reno (1-0), Southern Miss (1-0), Arkansas-Little Rock (1-0), Holy Cross (1-0), Niagara (1-0), Tenn-Chattanooga (0-1), Baylor (1-0), Houston (1-0), Oklahoma State (0-1), Texas (0-1), California (1-1), Illinois (1-0), Penn State (1-0), UCLA (1-0), Canisius (0-1), Iowa (2-1), Pepperdine (1-0), UNLV (1-0), CCNY (0-1), Iowa State (1-0), Pittsburgh (1-0), Utah (1-0), Charlotte (1-0), Kansas (0-1), Princeton (0-1), UTEP (1-0), Connecticut (1-1), LaSalle (0-1), Providence (1-0), Vanderbilt (0-1), Cornell (1-0), Louisiana-Lafayette (1-0), St. Bonaventure (0-1), Villanova (1-0), Florida (0-1), Marquette (1-0), St. John's (0-2), Villanova (1-0), George Washington (1-0), Michigan State (1-0), St. Joseph's (1-1), Virginia (1-0), Georgetown (0-1), Murray State (0-1), South Carolina (1-0), Wisconsin (0-1).

NC STATE IN THE FINAL FOUR

Table with 7 columns: Year, Champion, Score, Runner-Up, Third Place, Fourth Place, Final Four Site. Rows include 1950 (CCNY vs Bradley), 1974 (NC State vs Marquette), 1983 (NC State vs Houston).

ALL-TIME: 32-21 (.604)

NC State's NCAA Tournament Record by Round

Table with 2 columns: Round, Record. Rows include First Round (11-5), Second Round (5-5), Regionals Semis (5-7), Regional Finals (2-3), National Semis (2-0), Nationals Finals (2-0).

NC State's NCAA Tournament Record by Region

Table with 2 columns: Region, Record. Rows include When Placed in the East (9-7), When Placed in the Midwest (0-1), When Placed in the West (9-1), When Placed in the Midwest (3-2).

NC State's NCAA Tournament Record by Site

Table with 2 columns: Site, Record. Rows include In New York (2-2), In Raleigh (4-3), In Philadelphia (2-1), In College Park (2-2), In Columbia, S.C. (1-1), In Greensboro (2-1), In Indianapolis (0-1), In Corvallis, Oregon (2-0), In Ogden, Utah (2-0), In Albuquerque, N.M. (4-0).

Table with 2 columns: Location, Record. Rows include In Denver, Co. (1-1), In Minneapolis (2-0), In Kansas City (1-1), In Syracuse (0-2), In Lincoln, Neb. (0-1), In Providence, R.I. (2-0), In East Rutherford, N.J. (0-1), In Washington, D.C. (1-1), In Oklahoma City (0-1), In Orlando (1-1), In Worcester, Mass. (2-0), In Dallas, Texas (1-1).

Final Four MVP

David Thompson, 1974

All-NCAA Finals

Table with 2 columns: Year, Player. Rows include 1950 (Dick Dickey), 1974 (David Thompson), 1983 (Thurl Bailey), 1985 (Lorenzo Charles), 1986 (Chris Washburn), 1989 (Rodney Monroe).

All-Regional

Table with 2 columns: Year, Player. Rows include 1950 (Dick Dickey), 1954 (Ronnie Shavlik), 1965 (Larry Lakins), 1970 (Vann Williford), 1974 (David Thompson), 1983 (Thurl Bailey), 1985 (Lorenzo Charles), 1986 (Chris Washburn), 1989 (Rodney Monroe).

Main tournament results table with 7 columns: Date, Site, Seed, Region, Opponent (Seed), W/L, Score. Rows include 3/24/50 (New York vs Holy Cross), 3/25/50 (New York vs City College of NY), 3/28/50 (New York vs Baylor), 3/20/51 (Raleigh vs Villanova), 3/22/51 (Raleigh vs Illinois), 3/24/51 (Raleigh vs St. John's), 3/21/52 (Raleigh vs St. John's), 3/22/52 (Raleigh vs Penn State), 3/8/54 (Philadelphia vs George Washington), 3/13/54 (Philadelphia vs LaSalle), 3/14/54 (Philadelphia vs Cornell), 3/12/56 (New York vs Canisius), 3/12/65 (College Park, MD vs Princeton), 3/13/65 (College Park, MD vs St. Joseph's), 3/13/70 (Columbia, S.C. vs St. Bonaventure), 3/14/70 (Columbia, S.C. vs Niagara), 3/14/74 (Raleigh, N.C. vs Providence), 3/16/74 (Raleigh, N.C. vs Pittsburgh), 3/23/74 (Greensboro, N.C. vs UCLA), 3/25/74 (Greensboro, N.C. vs Marquette), 3/8/80 (Greensboro, N.C. vs Iowa), 3/12/82 (Indianapolis, Ind. vs UT Chattanooga), 3/18/83 (Corvallis, Ore. vs Pepperdine), 3/20/83 (Corvallis, Ore. vs Nevada-Las Vegas), 3/24/83 (Ogden, Utah vs Utah), 3/26/83 (Ogden, Utah vs Virginia), 4/2/83 (Albuquerque, N.M. vs Georgia), 4/4/83 (Albuquerque, N.M. vs Houston), 3/15/85 (Albuquerque, N.M. vs Nevada-Reno), 3/17/85 (Albuquerque, N.M. vs Texas-El Paso), 3/22/85 (Denver, Col. vs Alabama), 3/24/85 (Denver, Col. vs St. John's), 3/14/86 (Minneapolis, Minn. vs Iowa), 3/16/86 (Minneapolis, Minn. vs Arkansas-Little Rock), 3/21/86 (Kansas City, Mo. vs Iowa State), 3/23/86 (Kansas City, Mo. vs Kansas), 3/13/87 (Syracuse, N.Y. vs Florida), 3/18/88 (Lincoln, Neb. vs Murray St.), 3/17/89 (Providence, R.I. vs South Carolina), 3/19/89 (Providence, R.I. vs Iowa), 3/24/89 (East Rutherford, N.J. vs Georgetown), 3/14/91 (College Park, Md. vs Southern Miss), 3/16/91 (College Park, Md. vs Oklahoma St.), 3/15/02 (Washington, D.C. vs Michigan State), 3/17/02 (Washington, D.C. vs Connecticut), 3/20/03 (Oklahoma City, Okla. vs California), 3/19/04 (Orlando, Fla. vs Louisiana-Lafayette), 3/21/04 (Orlando, Fla. vs Vanderbilt), 3/18/05 (Worcester, Mass. vs Charlotte), 3/20/05 (Worcester, Mass. vs Connecticut), 3/25/05 (Syracuse, N.Y. vs Wisconsin), 3/17/06 (Dallas, Texas vs California), 3/19/06 (Dallas, Texas vs Texas).



NC STATE TEAM (SINCE 1973-74)

SINGLE GAME

Most Points table with columns: Rk., Opponent (Date), Round, Site, Mark

Fewest Points table with columns: Rk., Opponent (Date), Round, Site, Mark

Winning Margin table with columns: Rk., Opponent (Date), Round, Site, Mark

Defeat Margin table with columns: Rk., Opponent (Date), Round, Site, Mark

Points In A Loss table with columns: Rk., Opponent (Date), Round, Site, Mark

Field Goals table with columns: Rk., Opponent (Date), Round, Site, Mark

Fewest Field Goals table with columns: Rk., Opponent (Date), Round, Site, Mark

Field Goal Attempts table with columns: Rk., Opponent (Date), Round, Site, Mark

Fewest Field Goal Attempts table with columns: Rk., Opponent (Date), Round, Site, Mark

Highest Field Goal Percentage table with columns: Rk., Opponent (Date), Round, Site, Mark

Lowest Field Goal Percentage table with columns: Rk., Opponent (Date), Round, Site, Mark

Most Points/Half table with columns: Rk., Opponent (Date), Round, Site, Mark

Fewest Points/Half table with columns: Rk., Opponent (Date), Round, Site, Mark

Most Free Throws table with columns: Rk., Opponent (Date), Round, Site, Mark

Fewest Free Throws table with columns: Rk., Opponent (Date), Round, Site, Mark

Most Free Throw Attempts table with columns: Rk., Opponent (Date), Round, Site, Mark

Fewest Free Throw Attempts table with columns: Rk., Opponent (Date), Round, Site, Mark

Tournament table with columns: Rk., Opponent (Date), Round, Site, Mark

Highest Free Throw Percentage table with columns: Rk., Opponent (Date), Round, Site, Mark

Lowest Free Throw Percentage table with columns: Rk., Opponent (Date), Round, Site, Mark

Most Three-Point Goals table with columns: Rk., Opponent (Date), Round, Site, Mark

Fewest Three-Point Goals table with columns: Rk., Opponent (Date), Round, Site, Mark

Most Three-Point Attempts table with columns: Rk., Opponent (Date), Round, Site, Mark

Fewest Three-Point Attempts table with columns: Rk., Opponent (Date), Round, Site, Mark

Highest Three-Point Percentage table with columns: Rk., Opponent (Date), Round, Site, Mark

Lowest Three-Point Percentage table with columns: Rk., Opponent (Date), Round, Site, Mark

Most Rebounds table with columns: Rk., Opponent (Date), Round, Site, Mark

Fewest Rebounds table with columns: Rk., Opponent (Date), Round, Site, Mark

Rebound Margin table with columns: Rk., Opponent (Date), Round, Site, Mark

Most Assists table with columns: Rk., Opponent (Date), Round, Site, Mark

Fewest Assists table with columns: Rk., Opponent (Date), Round, Site, Mark

Most Blocked Shots table with columns: Rk., Opponent (Date), Round, Site, Mark

Fewest Blocked Shots table with columns: Rk., Opponent (Date), Round, Site, Mark

Most Steals table with columns: Rk., Opponent (Date), Round, Site, Mark

Fewest Steals table with columns: Rk., Opponent (Date), Round, Site, Mark

Most Fouls table with columns: Rk., Opponent (Date), Round, Site, Mark

TOURNAMENT

Most Points table with columns: Rk., Opponent (Date), Round, Site, Mark

Most Field Goals table with columns: Rk., Opponent (Date), Round, Site, Mark

Most Free Throws table with columns: Rk., Opponent (Date), Round, Site, Mark

NC STATE INDIVIDUAL CAREER

CAREER

Mk. Name, Years, Gm, Mark table

Points Scored table with columns: Rk., Opponent (Date), Round, Site, Mark

Field Goals Made table with columns: Rk., Opponent (Date), Round, Site, Mark

Free Throws Made table with columns: Rk., Opponent (Date), Round, Site, Mark

Rebounds table with columns: Rk., Opponent (Date), Round, Site, Mark

Assists table with columns: Rk., Opponent (Date), Round, Site, Mark

TOURNAMENT

Points table with columns: Rk., Opponent (Date), Round, Site, Mark

Field Goals table with columns: Rk., Opponent (Date), Round, Site, Mark

Free Throws table with columns: Rk., Opponent (Date), Round, Site, Mark

Rebounds table with columns: Rk., Opponent (Date), Round, Site, Mark

Field Goal Attempts table with columns: Rk., Opponent (Date), Round, Site, Mark

Free Throw Attempts table with columns: Rk., Opponent (Date), Round, Site, Mark

Rebounds table with columns: Rk., Opponent (Date), Round, Site, Mark

Assists table with columns: Rk., Opponent (Date), Round, Site, Mark

OPPONENT INDIVIDUAL

(SINCE 1973-74)

Points table with columns: Rk., Opponent (Date), Round, Site, Mark

Field Goals table with columns: Rk., Opponent (Date), Round, Site, Mark

Field Goals Attempted table with columns: Rk., Opponent (Date), Round, Site, Mark

Free Throws table with columns: Rk., Opponent (Date), Round, Site, Mark

Free Throw Attempts table with columns: Rk., Opponent (Date), Round, Site, Mark

Rebounds table with columns: Rk., Opponent (Date), Round, Site, Mark

Assists table with columns: Rk., Opponent (Date), Round, Site, Mark

OPPONENT TEAM

(SINCE 1973-74)

Most Points table with columns: Rk., Opponent (Date), Round, Site, Mark

Most Field Goals table with columns: Rk., Opponent (Date), Round, Site, Mark

Most Field Goal Attempts table with columns: Rk., Opponent (Date), Round, Site, Mark

Highest Field Goal Percentage table with columns: Rk., Opponent (Date), Round, Site, Mark

Most Free Throws table with columns: Rk., Opponent (Date), Round, Site, Mark

Most Free Throw Attempts table with columns: Rk., Opponent (Date), Round, Site, Mark

Highest Free Throw Percentage table with columns: Rk., Opponent (Date), Round, Site, Mark

Most Three Point Field Goals table with columns: Rk., Opponent (Date), Round, Site, Mark

Most Three Point Field Goal Attempts table with columns: Rk., Opponent (Date), Round, Site, Mark

Highest Three Point Field Goal Percentage

Highest Three Point Field Goal Percentage table with columns: Rk., Opponent (Date), Round, Site, Mark

Most Rebounds table with columns: Rk., Opponent (Date), Round, Site, Mark

Most Assists table with columns: Rk., Opponent (Date), Round, Site, Mark

Most Turnovers

Most Turnovers table with columns: Rk., Opponent (Date), Round, Site, Mark

Most Blocks table with columns: Rk., Opponent (Date), Round, Site, Mark

Most Steals table with columns: Rk., Opponent (Date), Round, Site, Mark



Ilian Evtimov played in the NCAA Tournament in each of his four seasons, and helped the Pack defeat defending national champion Connecticut to reach the 2005 Sweet 16.



| Date   | Opponent               | Result/Score | FG-FGA | Pct. | 3P-3PA | Pct. | FT-FTA | Pct. | Off-Def | Tot. | PF | A  | TO | BS | ST | Pts. |
|--|------------------------|--------------|--------|------|--------|------|--------|------|---------|------|----|----|----|----|----|------|
| <b>1974</b>  |                        |              |        |      |        |      |        |      |         |      |    |    |    |    |    |      |
| <b>East Regional - Raleigh, N.C.</b>                   |                        |              |        |      |        |      |        |      |         |      |    |    |    |    |    |      |
| 3/14/74  | Providence             | W, 92-78     | 34-88  | .386 | ----   | ---- | 24-31  | .774 | ----    | 58   | 19 | 15 | 9  | 3  | 12 | 92   |
|  |                        |              | 34-75  | .453 | ----   | ---- | 10-16  | .625 | ----    | 44   | 26 | 10 | 17 | 7  | 6  | 78   |
| 3/16/74  | Pittsburgh             | W, 100-72    | 35-79  | .443 | ----   | ---- | 30-37  | .811 | ----    | 60   | 18 | 16 | 18 | 3  | 7  | 100  |
|  |                        |              | 31-76  | .406 | ----   | ---- | 10-16  | .625 | ----    | 34   | 31 | 8  | 17 | 1  | 2  | 72   |
| <b>National Semifinals/Finals - Greensboro, N.C.</b>   |                        |              |        |      |        |      |        |      |         |      |    |    |    |    |    |      |
| 3/23/74  | UCLA                   | W, 80-77     | 34-77  | .442 | ----   | ---- | 12-20  | .600 | ----    | 44   | 19 | 15 | 13 | 4  | 8  | 80   |
|  |                        |              | 33-71  | .465 | ----   | ---- | 11-13  | .846 | ----    | 44   | 18 | 17 | 20 | 0  | 4  | 77   |
| 3/25/74  | Marquette              | W, 76-64     | 26-46  | .565 | ----   | ---- | 24-34  | .706 | ----    | 34   | 17 | 14 | 23 | 8  | 12 | 76   |
|  |                        |              | 25-69  | .362 | ----   | ---- | 14-21  | .667 | ----    | 43   | 29 | 7  | 18 | 3  | 9  | 76   |
| <b>1980 (4 seed)</b>                                   |                        |              |        |      |        |      |        |      |         |      |    |    |    |    |    |      |
| <b>East Second Round - Greensboro, N.C.</b>            |                        |              |        |      |        |      |        |      |         |      |    |    |    |    |    |      |
| 3/8/80   | Iowa (5)               | L, 64-77     | 29-61  | .475 | ----   | ---- | 6-10   | .600 | ----    | 29   | 25 | 19 | 13 | 4  | 3  | 64   |
|  |                        |              | 25-45  | .556 | ----   | ---- | 27-37  | .730 | ----    | 30   | 14 | 13 | 10 | 4  | 4  | 77   |
| <b>1982 (7 seed)</b>                                   |                        |              |        |      |        |      |        |      |         |      |    |    |    |    |    |      |
| <b>Midwest First Round - Indianapolis, Ind.</b>        |                        |              |        |      |        |      |        |      |         |      |    |    |    |    |    |      |
| 3/12/82  | Tenn. - Chatt (10)     | L, 51-58     | 19-45  | .422 | ----   | ---- | 13-22  | .591 | ----    | 31   | 25 | 7  | 12 | 1  | 5  | 51   |
|  |                        |              | 17-39  | .436 | ----   | ---- | 24-35  | .686 | ----    | 29   | 18 | 6  | 9  | 3  | 9  | 58   |
| <b>1983 (6 seed)</b>                                   |                        |              |        |      |        |      |        |      |         |      |    |    |    |    |    |      |
| <b>West First/Second Rounds - Corvallis, Oregon</b>    |                        |              |        |      |        |      |        |      |         |      |    |    |    |    |    |      |
| 3/18/83  | Pepperdine (11)        | W, 69-67     | 27-64  | .422 | ----   | ---- | 15-25  | .600 | ----    | 43   | 24 | 10 | 10 | 5  | 7  | 69   |
|  |                        |              | 24-59  | .407 | ----   | ---- | 19-32  | .594 | ----    | 47   | 25 | 9  | 15 | 2  | 6  | 67   |
| 3/20/83  | UNLV (3)               | W, 71-70     | 29-60  | .483 | ----   | ---- | 13-23  | .565 | ----    | 43   | 21 | 15 | 8  | 2  | 2  | 71   |
|  |                        |              | 28-61  | .459 | ----   | ---- | 14-23  | .609 | ----    | 38   | 21 | 15 | 5  | 3  | 4  | 70   |
| <b>West Regional - Ogden, Utah</b>                     |                        |              |        |      |        |      |        |      |         |      |    |    |    |    |    |      |
| 3/24/83  | Utah (10)              | W, 75-56     | 28-41  | .683 | ----   | ---- | 19-22  | .864 | ----    | 23   | 8  | 12 | 13 | 5  | 3  | 75   |
|  |                        |              | 27-60  | .450 | ----   | ---- | 2-5    | .400 | ----    | 26   | 18 | 13 | 13 | 1  | 5  | 56   |
| 3/26/83  | Virginia (1)           | W, 63-62     | 26-55  | .473 | ----   | ---- | 11-14  | .786 | ----    | 27   | 16 | 14 | 6  | 1  | 6  | 63   |
|  |                        |              | 26-41  | .634 | ----   | ---- | 10-19  | .526 | ----    | 27   | 17 | 19 | 15 | 5  | 1  | 62   |
| <b>National Semifinals/Finals - Albuquerque, N.M.</b>  |                        |              |        |      |        |      |        |      |         |      |    |    |    |    |    |      |
| 4/2/83   | Georgia (4)            | W, 67-60     | 28-52  | .538 | ----   | ---- | 11-15  | .733 | ----    | 37   | 13 | 19 | 16 | 7  | 3  | 67   |
|  |                        |              | 26-74  | .351 | ----   | ---- | 8-13   | .615 | ----    | 39   | 20 | 7  | 10 | 0  | 12 | 60   |
| 4/4/83   | Houston (1)            | W, 54-52     | 23-59  | .390 | ----   | ---- | 8-11   | .727 | ----    | 34   | 16 | 13 | 6  | 2  | 7  | 54   |
|  |                        |              | 21-55  | .382 | ----   | ---- | 10-19  | .526 | ----    | 44   | 16 | 9  | 13 | 8  | 0  | 52   |
| <b>1985 (3 seed)</b>                                   |                        |              |        |      |        |      |        |      |         |      |    |    |    |    |    |      |
| <b>West First/Second Rounds - Albuquerque, N.M.</b>    |                        |              |        |      |        |      |        |      |         |      |    |    |    |    |    |      |
| 3/15/85  | Nevada-Reno (14)       | W, 65-56     | 25-56  | .490 | ----   | ---- | 15-19  | .789 | ----    | 36   | 16 | 13 | 17 | 4  | 5  | 65   |
|  |                        |              | 25-55  | .454 | ----   | ---- | 6-13   | .460 | ----    | 34   | 19 | 6  | 16 | 1  | 9  | 56   |
| 3/17/85  | Texas-El Paso (11)     | W, 86-73     | 30-41  | .731 | ----   | ---- | 26-40  | .650 | ----    | 36   | 19 | 14 | 19 | 5  | 3  | 86   |
|  |                        |              | 28-61  | .459 | ----   | ---- | 17-20  | .850 | ----    | 23   | 29 | 9  | 9  | 2  | 6  | 73   |
| <b>West Regional - Denver, Colorado</b>                |                        |              |        |      |        |      |        |      |         |      |    |    |    |    |    |      |
| 3/22/85  | Alabama (7)            | W, 61-55     | 22-47  | .468 | ----   | ---- | 17-27  | .630 | ----    | 31   | 19 | 15 | 10 | 1  | 5  | 61   |
|  |                        |              | 23-50  | .460 | ----   | ---- | 9-20   | .450 | ----    | 37   | 21 | 12 | 11 | 3  | 3  | 55   |
| 3/24/85  | St. John's (1)         | L, 60-69     | 21-53  | .396 | ----   | ---- | 18-23  | .783 | ----    | 33   | 27 | 12 | 12 | 3  | 2  | 60   |
|  |                        |              | 22-49  | .449 | ----   | ---- | 25-31  | .806 | ----    | 35   | 18 | 14 | 8  | 3  | 8  | 69   |
| <b>1986 (6 seed)</b>                                   |                        |              |        |      |        |      |        |      |         |      |    |    |    |    |    |      |
| <b>Midwest First/Second Rounds - Minneapolis, Minn</b> |                        |              |        |      |        |      |        |      |         |      |    |    |    |    |    |      |
| 3/14/86  | Iowa (11)              | W, 66-64     | 28-61  | .459 | ----   | ---- | 10-21  | .476 | ----    | 42   | 19 | 8  | 8  | 0  | 5  | 66   |
|  |                        |              | 25-48  | .520 | ----   | ---- | 14-26  | .538 | ----    | 31   | 21 | 4  | 7  | 1  | 6  | 64   |
| 3/16/86  | Ark. -Little Rock (14) | W, 80-66     | 29-63  | .460 | ----   | ---- | 22-31  | .710 | ----    | 47   | 18 | 7  | 16 | 6  | 7  | 80   |
|  |                        |              | 27-74  | .365 | ----   | ---- | 12-17  | .706 | ----    | 44   | 29 | 8  | 20 | 1  | 6  | 66   |

|  |                     |           |       |      |       |      |       |      |       |    |    |    |    |    |    |     |
|--|---------------------|-----------|-------|------|-------|------|-------|------|-------|----|----|----|----|----|----|-----|
| <b>Midwest Regional - Kansas City, Mo.</b>             |                     |           |       |      |       |      |       |      |       |    |    |    |    |    |    |     |
| 3/21/86  | Iowa State (7)      | W, 70-66  | 30-54 | .556 | ----  | ---- | 10-19 | .526 | 9-21  | 30 | 17 | 15 | 12 | 3  | 5  | 70  |
|  |                     |           | 26-64 | .406 | ----  | ---- | 14-16 | .875 | 19-23 | 42 | 19 | 19 | 14 | 1  | 6  | 66  |
| 3/23/86  | Kansas (1)          | L, 67-75  | 25-50 | .500 | ----  | ---- | 17-25 | .680 | 10-16 | 26 | 19 | 16 | 14 | 2  | 3  | 67  |
|  |                     |           | 30-52 | .577 | ----  | ---- | 15-21 | .714 | 10-20 | 30 | 20 | 16 | 13 | 1  | 4  | 75  |
| <b>1987 (11 seed)</b>                                  |                     |           |       |      |       |      |       |      |       |    |    |    |    |    |    |     |
| <b>East First Round - Syracuse, N.Y.</b>               |                     |           |       |      |       |      |       |      |       |    |    |    |    |    |    |     |
| 3/13/87  | Florida (6)         | L, 70-82  | 29-59 | .491 | 5-14  | .357 | 7-11  | .636 | 6-26  | 34 | 24 | 15 | 10 | 1  | 6  | 70  |
|  |                     |           | 25-54 | .463 | 7-14  | .500 | 25-34 | .735 | 8-26  | 37 | 18 | 12 | 8  | 4  | 4  | 82  |
| <b>1988 (3 seed)</b>                                   |                     |           |       |      |       |      |       |      |       |    |    |    |    |    |    |     |
| <b>Midwest First Round - Lincoln, Nebraska</b>         |                     |           |       |      |       |      |       |      |       |    |    |    |    |    |    |     |
| 3/18/88  | Murray State (14)   | L, 75-78  | 31-73 | .425 | 6-14  | .429 | 7-13  | .538 | 18-25 | 43 | 15 | 21 | 7  | 0  | 3  | 75  |
|  |                     |           | 29-58 | .500 | 6-14  | .429 | 14-22 | .636 | 10-27 | 37 | 15 | 15 | 9  | 1  | 2  | 78  |
| <b>1989 (5 seed)</b>                                   |                     |           |       |      |       |      |       |      |       |    |    |    |    |    |    |     |
| <b>East First/Second Rounds - Providence, R.I.</b>     |                     |           |       |      |       |      |       |      |       |    |    |    |    |    |    |     |
| 3/17/89  | South Carolina (12) | W, 81-66  | 29-51 | .567 | 4-7   | .571 | 19-29 | .651 | 6-26  | 32 | 21 | 19 | 14 | 4  | 4  | 81  |
|  |                     |           | 24-61 | .393 | 3-9   | .333 | 15-23 | .652 | 12-22 | 34 | 23 | 16 | 9  | 2  | 4  | 66  |
| 3/19/89  | Iowa (4)            | W, 102-96 | 36-57 | .632 | 7-13  | .538 | 23-29 | .793 | 8-19  | 27 | 20 | 19 | 11 | 11 | 5  | 102 |
|  |                     |           | 36-76 | .474 | 4-13  | .308 | 20-21 | .952 | 20-15 | 35 | 22 | 22 | 11 | 2  | 4  | 96  |
| <b>East Regional Semifinal - East Rutherford, N.J.</b> |                     |           |       |      |       |      |       |      |       |    |    |    |    |    |    |     |
| 3/24/89  | Georgetown (1)      | L, 61-69  | 20-51 | .392 | 5-11  | .455 | 16-21 | .762 | 13-19 | 32 | 18 | 11 | 10 | 2  | 2  | 61  |
|  |                     |           | 24-50 | .480 | 8-16  | .500 | 13-18 | .722 | 12-22 | 34 | 20 | 9  | 11 | 6  | 3  | 69  |
| <b>1991 (6 seed)</b>                                   |                     |           |       |      |       |      |       |      |       |    |    |    |    |    |    |     |
| <b>East First/Second Rounds - College Park, Md.</b>    |                     |           |       |      |       |      |       |      |       |    |    |    |    |    |    |     |
| 3/14/91  | Southern Miss (11)  | W, 114-85 | 38-70 | .543 | 12-25 | .480 | 26-28 | .929 | 16-28 | 44 | 10 | 21 | 9  | 6  | 4  | 114 |
|  |                     |           | 35-77 | .455 | 8-22  | .364 | 7-12  | .583 | 16-17 | 33 | 17 | 18 | 9  | 4  | 3  | 85  |
| 3/16/91  | Oklahoma St. (3)    | L, 64-73  | 20-50 | .400 | 5-12  | .417 | 19-22 | .864 | 11-18 | 29 | 21 | 9  | 16 | 4  | 5  | 64  |
|  |                     |           | 22-49 | .449 | 2-11  | .182 | 27-29 | .931 | 9-21  | 30 | 19 | 17 | 13 | 2  | 4  | 73  |
| <b>2002 (7 seed)</b>                                   |                     |           |       |      |       |      |       |      |       |    |    |    |    |    |    |     |
| <b>East First/Second Rounds - Washington, D.C.</b>     |                     |           |       |      |       |      |       |      |       |    |    |    |    |    |    |     |
| 3/15/02  | Michigan St. (10)   | W, 69-58  | 18-42 | .429 | 2-9   | .222 | 31-36 | .861 | 4-24  | 28 | 18 | 9  | 10 | 1  | 7  | 69  |
|  |                     |           | 17-53 | .321 | 7-23  | .304 | 17-18 | .944 | 12-21 | 33 | 28 | 8  | 16 | 2  | 4  | 58  |
| 3/17/02  | Connecticut (2)     | L, 74-77  | 26-64 | .406 | 11-26 | .423 | 11-15 | .733 | 17-10 | 27 | 17 | 14 | 11 | 0  | 9  | 74  |
|  |                     |           | 26-42 | .619 | 4-8   | .500 | 21-22 | .955 | 7-23  | 30 | 13 | 14 | 21 | 8  | 8  | 77  |
| <b>2003 (9 seed)</b>                                   |                     |           |       |      |       |      |       |      |       |    |    |    |    |    |    |     |
| <b>East First Round - Oklahoma City, Oklahoma</b>      |                     |           |       |      |       |      |       |      |       |    |    |    |    |    |    |     |
| 3/20/03  | California (8)      | L, 74-76  | 25-56 | .446 | 9-21  | .429 | 15-20 | .750 | 10-26 | 36 | 19 | 16 | 14 | 8  | 5  | 74  |
|  |                     |           | 27-64 | .422 | 7-20  | .350 | 15-23 | .652 | 18-20 | 38 | 14 | 17 | 13 | 2  | 8  | 76  |
| <b>2004 (3 seed)</b>                                   |                     |           |       |      |       |      |       |      |       |    |    |    |    |    |    |     |
| <b>First/Second Rounds - Orlando, Fla.</b>             |                     |           |       |      |       |      |       |      |       |    |    |    |    |    |    |     |
| 3/19/04  | La.-Lafayette (14)  | W, 61-52  | 18-49 | .367 | 5-17  | .294 | 20-24 | .833 | 13-24 | 37 | 20 | 10 | 15 | 0  | 5  | 61  |
|  |                     |           | 16-49 | .327 | 5-22  | .227 | 15-23 | .652 | 11-21 | 32 | 21 | 9  | 15 | 2  | 9  | 52  |
| 3/21/04  | Vanderbilt (6)      | L, 73-75  | 27-57 | .474 | 13-31 | .419 | 6-8   | .750 | 13-18 | 31 | 20 | 13 | 6  | 1  | 1  | 73  |
|  |                     |           | 23-49 | .469 | 10-25 | .400 | 19-21 | .905 | 10-17 | 27 | 13 | 15 | 8  | 2  | 4  | 75  |
| <b>2005 (10 seed)</b>                                  |                     |           |       |      |       |      |       |      |       |    |    |    |    |    |    |     |
| <b>First/Second Rounds - Worcester, Mass.</b>          |                     |           |       |      |       |      |       |      |       |    |    |    |    |    |    |     |
| 3/18/05  | Charlotte (7)       | W, 75-63  | 26-59 | .441 | 4-19  | .211 | 19-22 | .864 | 11-22 | 33 | 10 | 14 | 16 | 8  | 14 | 75  |
|  |                     |           | 23-58 | .397 | 8-21  | .381 | 9-14  | .643 | 12-24 | 36 | 18 | 11 | 20 | 2  | 8  | 63  |
| 3/20/05  | Connecticut (2)     | W, 65-62  | 20-50 | .400 | 10-20 | .500 | 15-17 | .882 | 7-19  | 26 | 18 | 13 | 13 | 4  | 10 | 65  |
|  |                     |           | 22-52 | .423 | 2-14  | .143 | 16-18 | .889 | 9-22  | 31 | 16 | 9  | 14 | 4  | 3  | 62  |
| <b>Regional Semifinal - Syracuse, N.Y.</b>             |                     |           |       |      |       |      |       |      |       |    |    |    |    |    |    |     |
| 3/25/05  | Wisconsin (6)       | L, 56-65  | 19-50 | .380 | 9-22  | .409 | 9-13  | .692 | 2-19  | 21 | 25 | 12 | 13 | 5  | 10 | 56  |
|  |                     |           | 21-42 | .500 | 4-10  | .400 | 19-25 | .760 | 4-31  | 35 | 14 | 7  | 18 | 0  | 2  | 65  |
| <b>2006 (10 seed)</b>                                  |                     |           |       |      |       |      |       |      |       |    |    |    |    |    |    |     |
| <b>First/Second Rounds - Dallas, Texas</b>             |                     |           |       |      |       |      |       |      |       |    |    |    |    |    |    |     |
| 3/17/06  | California (7)      | W, 58-52  | 21-42 | .500 | 5-16  | .313 | 11-17 | .647 | 7-18  | 25 | 15 | 10 | 11 | 1  | 5  | 58  |
|  |                     |           | 20-47 | .426 | 5-16  | .313 | 7-10  | .700 | 9-17  | 26 | 18 | 9  | 13 | 1  | 7  | 52  |
| 3/19/06  | Texas (2)           | L, 54-75  | 22-56 | .393 | 3-22  | .136 | 7-12  | .583 | 6-22  | 28 | 17 | 10 | 13 | 3  | 7  | 54  |
|  |                     |           | 26    |      |       |      |       |      |       |    |    |    |    |    |    |     |



**NIT APPEARANCES: 11**  
**NIT RECORD: 16-12**  
**NIT FINAL FOURS: 4**  
**NIT FINALS: 1**

|   |                 |               |
|---|-----------------|---------------|
| 1947 (2-1) - 3rd Place Quarterfinals (New York) | St. John's      | W, 61-55      |
| Semifinals (New York)                           | Kentucky        | L, 42-60      |
| Third Place (New York)                          | West Virginia   | W, 64-52      |
| 1948 (0-1) Quarterfinals (New York)             | DePaul          | L, 64-75      |
| 1976 (2-1) - 3rd Place Quarterfinals (New York) | Holy Cross      | W, 78-68      |
| Semifinals (New York)                           | Charlotte       | L, 79-80      |
| Third Place (New York)                          | Providence      | W, 74-69      |
| 1978 (3-1) - 2nd Place First Round (Raleigh)    | South Carolina  | W, 82-70      |
| Quarterfinals (Raleigh)                         | Detroit         | W, 84-77      |
| Semifinals (New York)                           | Georgetown      | W, 86-85 (ot) |
| Finals (New York)                               | Texas           | L, 93-101     |
| 1984 (0-1) First Round (Raleigh)                | Florida State   | L, 71-74 (ot) |
| 1997 (1-1) First Round (Raleigh)                | SW Missouri St. | W, 77-66      |
| Second Round (Raleigh)                          | West Virginia   | L, 73-76      |
| 1998 (1-1) First Round (Raleigh)                | Kansas State    | W, 59-39      |
| Second Round (Raleigh)                          | Georgia         | L, 55-61      |
| 1999 (1-1) First Round (Raleigh)                | Providence      | W, 92-86      |
| Second Round (Raleigh)                          | Princeton       | L, 58-61      |
| 2000 (3-2) - 4th Place First Round (Raleigh)    | Tulane          | W, 64-60      |
| Second Round (Raleigh)                          | Arizona State   | W, 60-57      |
| Quarterfinals (Raleigh)                         | Mississippi     | W, 77-54      |
| Semifinals (New York)                           | Wake Forest     | L, 59-62 (ot) |
| Third Place (New York)                          | Penn State      | L, 72-74      |
| 2007 (2-1) First Round (Philadelphia)           | Drexel          | W, 63-56      |
| Second Round (Raleigh)                          | Marist          | W, 69-62      |
| Quarterfinals (Morgantown)                      | West Virginia   | L, 66-71      |
| 2010 (1-1) First Round (Tampa)                  | USF             | W, 58-57      |
| Second Round (Birmingham)                       | UAB             | L, 52-72      |

**NC STATE NIT INDIVIDUAL RECORDS**

|                             |    |  |
|-----------------------------|----|--|
| Points                      | 26 | Hawkeye Whitney vs. Georgetown, 1978 in New York (W, 86-85)  |
| Field Goals                 | 11 | Hawkeye Whitney vs. Texas, 1978 in New York (L, 93-101)<br>Hawkeye Whitney vs. Georgetown, 1978 in New York (W, 86-85) |
| Field Goal Attempts         | 20 | Hawkeye Whitney vs. Georgetown, 1978 in New York (W, 86-85)<br>Kendal Pinder vs. Detroit, 1978 in Raleigh (W, 84-77)   |
| 3-Point Field Goals         | 4  | Six Times  |
| 3-Point Field Goal Attempts | 13 | Danny Strong vs. West Virginia, 1997 in Raleigh (L, 73-76)   |
| Free Throws                 | 9  | Ben McCauley vs. Marist, 2007 in Raleigh (W, 69-62)<br>Justin Gainey vs. Providence, 1999 in Raleigh (W, 92-86)        |
| Free Throw Attempts         | 13 | Dennis Horner vs. UAB, 2010 in Birmingham (L, 52-72)   |



Dennis Horner had 23 points and eight rebounds in the Pack's second round NIT game at UAB last season.

|          |    |  |
|----------|----|--|
| Rebounds | 21 | Kendal Pinder vs. Detroit, 1978 in Raleigh (W, 84-77)  |
| Assists  | 13 | Clyde Austin vs. Georgetown, 1978 in New York (W, 86-85)   |
| Blocks   | 4  | Kenny Inge vs. Georgia, 1998 in Raleigh (L, 55-61)   |
| Steals   | 6  | Jeremy Hyatt vs. West Virginia, 1997 in Raleigh (L, 73-76)<br>Kenny Carr vs. Holy Cross, 1976 at New York (W, 78-68) |
| Minutes  | 43 | Lorenzo Charles vs. Florida State, 1984 in Raleigh (L, 71-74)  |

**NC STATE NIT TEAM RECORDS**

|                               |              |  |
|-------------------------------|--------------|--|
| Points                        | 93           | vs. Texas, 1978 at New York (L, 93-101)          |
| Field Goals                   | 39           | vs. Texas, 1978 at New York (L, 93-101)          |
| Field Goal Attempts           | 86           | vs. Detroit, 1978 in Raleigh (W, 84-77)          |
| Field Goal Percentage         | .623 (33-53) | vs. Holy Cross, 1976 at New York (W, 78-68)      |
| 3-Point Field Goals           | 12           | vs. West Virginia, 1997 in Raleigh (L, 73-76)    |
| 3-Point Field Goal Attempts   | 34           | vs. West Virginia, 1997 in Raleigh (L, 73-76)    |
| 3-Point Field Goal Percentage | .474 (9-19)  | vs. West Virginia, 2007 at Morgantown (L, 66-71) |
| Free Throws                   | 28           | vs. Mississippi, 2000 in Raleigh (W, 77-54)      |
| Free Throw Attempts           | 36           | vs. Mississippi, 2000 in Raleigh (W, 77-54)      |
| Rebounds                      | 64           | vs. Detroit, 1978 in Raleigh (W, 84-77)          |
| Assists                       | 26           | vs. Texas, 1978 at New York (L, 93-101)          |
| Turnovers                     | 20           | vs. Marist, 2007 in Raleigh (W, 69-62)           |
| Blocks                        | 7            | vs. Mississippi, 2000 in Raleigh (W, 77-54)      |
| Steals                        | 14           | vs. Holy Cross, 1976 at New York (W, 78-68)      |

|          |          |    |           |          |    |           |           |    |
|----------|----------|----|-----------|----------|----|-----------|-----------|----|
| 1948-49  | 12/21/54 | 5  | 1969-70   | 2/4/75   | 6  | 1983-84   | 11/29/83  | 7  |
| 1/25/49  | 12/28/54 | 2  | 12/30/69  | 2/11/75  | 5  | 11/29/83  | 12/6/83   | 8  |
| 2/1/49   | 1/4/55   | 3  | 1/6/70    | 2/18/75  | 4  | 12/6/83   | 12/13/83  | 6  |
| 2/15/49  | 1/11/55  | 2  | 1/13/70   | 2/25/75  | 7  | 12/13/83  | 12/20/83  | 13 |
| 3/1/49   | 1/18/55  | 2  | 1/20/70   | 3/4/75   | 8  | 12/20/83  | 12/27/83  | 13 |
| Final    | 1/25/55  | 3  | 1/27/70   | 3/11/75  | 8  | 12/27/83  | 1/3/84    | 12 |
|          | 2/1/55   | 6  | 2/3/70    | 3/18/75  | 5  |           |           |    |
|          | 2/8/55   | 7  | 2/10/70   | 3/25/75  | 8  |           |           |    |
| 1949-50  | 2/15/55  | 7  | 2/17/70   | Final    | 7  | 1984-85   | Preseason | 13 |
| 1/5/50   | 2/15/55  | 7  | 2/17/70   | 11/27/84 | 11 | 11/27/84  | 12/4/84   | 10 |
| 1/10/50  | 2/22/55  | 6  | 2/24/70   | 12/2/84  | 13 | 12/2/84   | 12/11/84  | 9  |
| 1/17/50  | 3/1/55   | 5  | 3/3/70    | 12/9/84  | 13 | 12/9/84   | 12/18/84  | 14 |
| 1/24/50  | Final    | 4  | Final     | 12/16/84 | 9  | 12/16/84  | 12/25/84  | 14 |
| 1/31/50  |          |    |           | 12/23/75 | 9  | 12/23/75  | 1/1/85    | 17 |
| 2/7/50   |          |    |           | 12/30/75 | 9  | 12/30/75  | 2/26/85   | 16 |
| 2/14/50  |          |    |           | 1/6/76   | 11 | 1/6/76    | 3/5/85    | 18 |
| 2/21/50  |          |    |           | 1/13/76  | 13 | 1/13/76   | Final     | 16 |
| 2/28/50  |          |    |           | 1/20/76  | 11 | 1/20/76   |           |    |
| Final    |          |    |           | 1/27/76  | 8  | 1/27/76   | 1985-86   | 17 |
|          |          |    |           | 2/3/76   | 10 | 2/3/76    | Preseason | 15 |
| 1950-51  | 12/19/50 | 3  | 1972-73   | 2/10/76  | 12 | 2/10/76   | 11/26/85  | 15 |
| 12/26/50 | 12/19/50 | 3  | Preseason | 2/17/76  | 12 | 2/17/76   | 2/11/86   | 17 |
| 1/3/51   | 12/26/50 | 6  | 12/5/72   | 2/24/76  | 15 | 2/24/76   | 2/18/86   | 20 |
| 1/9/51   | 1/3/51   | 7  | 12/12/72  | 3/2/76   | 17 | 3/2/76    | 2/25/86   | 18 |
| 1/16/51  | 1/9/51   | 7  | 12/19/72  | 1/10/78  | 16 | 1/10/78   | 3/4/86    | 20 |
| 1/23/51  | 1/16/51  | 9  | 12/26/72  | 1986-87  | 17 | Preseason |           |    |
| 1/30/51  | 1/23/51  | 8  | 1/2/73    | 12/2/86  | 18 | 12/2/86   | 12/9/86   | 15 |
| 2/6/51   | 1/30/51  | 8  | 2/28/56   | 12/16/86 | 12 | 12/16/86  | 12/23/86  | 11 |
| 2/13/51  | 2/6/51   | 10 | Final     | 12/30/86 | 19 | 12/30/86  | 1/6/87    | 18 |
| 2/20/51  | 2/13/51  | 9  |           | 1/13/87  | 17 | 1/13/87   | 1/20/87   | 20 |
| 2/27/51  | 2/20/51  | 9  |           | 1/28/78  | 6  | 1/28/78   |           |    |
| Final    | 2/27/51  | 8  |           | 12/5/78  | 8  | 12/5/78   |           |    |
|          |          |    |           | 12/12/78 | 7  | 12/12/78  |           |    |
|          |          |    |           | 12/19/78 | 4  | 12/19/78  |           |    |
|          |          |    |           | 12/26/78 | 9  | 12/26/78  |           |    |
|          |          |    |           | 1/3/79   | 8  | 1/3/79    |           |    |
|          |          |    |           | 1/9/79   | 8  | 1/9/79    |           |    |
|          |          |    |           | 1/16/79  | 14 | 1/16/79   |           |    |
|          |          |    |           | 1/23/79  | 20 | 1/23/79   |           |    |
|          |          |    |           | 1987-88  | 20 | 1/19/88   |           |    |
|          |          |    |           | 2/9/88   | 16 | 2/9/88    |           |    |
|          |          |    |           | 2/16/88  | 14 | 2/16/88   |           |    |
|          |          |    |           | 2/23/88  | 18 | 2/23/88   |           |    |
|          |          |    |           | 3/1/88   | 16 | 3/1/88    |           |    |
|          |          |    |           | 3/8/88   | 11 | 3/8/88    |           |    |
|          |          |    |           | Final    | 14 | Final     |           |    |
|          |          |    |           | 1988-89  | 18 | Preseason |           |    |
|          |          |    |           | 11/27/89 | 25 | 11/27/89  |           |    |
|          |          |    |           | 12/5/89  | 19 | 12/5/89   |           |    |
|          |          |    |           | 12/12/89 | 16 | 12/12/89  |           |    |
|          |          |    |           | 12/19/89 | 15 | 12/19/89  |           |    |
|          |          |    |           | 12/26/89 | 19 | 12/26/89  |           |    |
|          |          |    |           | 1/2/90   | 18 | 1/2/90    |           |    |
|          |          |    |           | 1/9/90   | 17 | 1/9/90    |           |    |
|          |          |    |           | 1/16/90  | 19 | 1/16/90   |           |    |
|          |          |    |           | 1989-90  | 19 | Preseason |           |    |
|          |          |    |           | 11/15/04 | 19 | 11/15/04  |           |    |
|          |          |    |           | 11/22/04 | 17 | 11/22/04  |           |    |
|          |          |    |           | 11/29/04 | 16 | 11/29/04  |           |    |
|          |          |    |           | 12/6/04  | 12 | 12/6/04   |           |    |
|          |          |    |           | 12/13/04 | 12 | 12/13/04  |           |    |
|          |          |    |           | 12/20/04 | 16 | 12/20/04  |           |    |
|          |          |    |           | 12/27/04 | 17 | 12/27/04  |           |    |
|          |          |    |           | 2004-05  | 24 | Preseason |           |    |
|          |          |    |           | 11/28/05 | 25 | 11/28/05  |           |    |
|          |          |    |           | 12/5/05  | 21 | 12/5/05   |           |    |
|          |          |    |           | 12/12/05 | 21 | 12/12/05  |           |    |
|          |          |    |           | 12/19/05 | 21 | 12/19/05  |           |    |
|          |          |    |           | 12/26/05 | 19 | 12/26/05  |           |    |
|          |          |    |           | 1/2/06   | 13 | 1/2/06    |           |    |
|          |          |    |           | 1/9/06   | 18 | 1/9/06    |           |    |
|          |          |    |           | 1/16/06  | 14 | 1/16/06   |           |    |
|          |          |    |           | 1/23/06  | 15 | 1/23/06   |           |    |
|          |          |    |           | 1/30/06  | 18 | 1/30/06   |           |    |
|          |          |    |           | 2/6/06   | 16 | 2/6/06    |           |    |
|          |          |    |           | 2/13/06  | 21 | 2/13/06   |           |    |
|          |          |    |           | 2/20/06  | 15 | 2/20/06   |           |    |
|          |          |    |           | 2/27/06  | 22 | 2/27/06   |           |    |
|          |          |    |           | 3/6/06   | 25 | 3/6/06    |           |    |
|          |          |    |           | 2001-02  | 18 | Preseason |           |    |
|          |          |    |           | 2/11/02  | 24 | 2/11/02   |           |    |
|          |          |    |           | 1/16/06  | 14 | 1/16/06   |           |    |
|          |          |    |           | 1/23/06  | 15 | 1/23/06   |           |    |
|          |          |    |           | 1/30/06  | 18 | 1/30/06   |           |    |
|          |          |    |           | 2/6/06   | 16 | 2/6/06    |           |    |
|          |          |    |           | 2/13/06  | 21 | 2/13/06   |           |    |
|          |          |    |           | 2/20/06  | 15 | 2/20/06   |           |    |
|          |          |    |           | 2/27/06  | 22 | 2/27/06   |           |    |
|          |          |    |           | 3/6/06   | 25 | 3/6/06    |           |    |
|          |          |    |           | 2003-04  | 14 | Preseason |           |    |
|          |          |    |           | 2/23/04  | 14 | 2/23/04   |           |    |
|          |          |    |           | 3/1/04   | 16 | 3/1/04    |           |    |
|          |          |    |           | 3/8/04   | 17 | 3/8/04    |           |    |
|          |          |    |           | Final    | 15 | Final     |           |    |
|          |          |    |           | 11/12/07 | 21 | 11/12/07  |           |    |
|          |          |    |           | 11/26/07 | 24 | 11/26/07  |           |    |

**RANKED IN THE AP POLLS**

| Rank | times | last     |
|------|-------|----------|
| #1   | 13    | 12/31/74 |
| #2   | 24    | 1/28/75  |
| #3   | 10    | 1/22/74  |
| #4   | 16    | 12/19/78 |
| #5   | 13    | 2/11/75  |
| #6   | 17    | 12/13/83 |
| #7   | 11    | 11/29/83 |
| #8   | 21    | 12/6/83  |
| #9   | 18    | 12/11/84 |
| #10  | 16    | 12/4/84  |
| #11  | 9     | 3/8/88   |
| #12  | 15    | 12/13/04 |
| #13  | 13    | 2/16/04  |
| #14  | 9     | 2/23/04  |
| #15  | 17    | 12/19/89 |
| #16  | 15    | 12/20/04 |
| #17  | 19    | 12/27/04 |
| #18  | 15    | 1/2/90   |
| #19  | 17    | 11/15/04 |
| #20  | 12    | 2/28/89  |
| #21  | 4     | 11/12/07 |
| #22  | 0     | NA       |
| #23  | 0     | NA       |
| #24  | 4     | 11/26/07 |
| #25  | 3     | 11/24/03 |

|          |    |           |    |
|----------|----|-----------|----|
| 1999-00  | 19 | Preseason | 19 |
| 11/27/89 | 25 | 11/27/89  | 19 |
| 12/5/89  | 19 | 12/5/89   | 16 |
| 12/12/89 | 16 | 12/12/89  | 12 |
| 12/19/89 | 15 | 12/19/89  | 12 |
| 12/26/89 | 19 | 12/26/89  | 16 |



# WINS VS. THE TOP-25

NC STATE'S TOP-25 WINS - 172

NC STATE'S TOP-10 WINS - 89

NC STATE'S TOP-5 WINS - 46

### WINS VS. TOP 25

|                |    |
|----------------|----|
| Norm Sloan     | 42 |
| Jim Valvano    | 37 |
| Everett Case   | 35 |
| Herb Sendek    | 28 |
| Les Robinson   | 14 |
| Sidney Lowe    | 9  |
| Press Maravich | 1  |

### WINS VS. TOP 10

|                |    |
|----------------|----|
| Norm Sloan     | 27 |
| Jim Valvano    | 21 |
| Everett Case   | 18 |
| Herb Sendek    | 14 |
| Les Robinson   | 6  |
| Sidney Lowe    | 3  |
| Press Maravich | 1  |

### NC STATE'S WINS VERSUS TOP 25 OPPONENTS

|     |                   |    |                  |   |
|-----|-------------------|----|------------------|---|
| 1.  | North Carolina    | 31 | Holy Cross       | 1 |
| 2.  | Duke              | 29 | Iowa             | 1 |
| 3.  | Wake Forest       | 16 | Kentucky         | 1 |
| 4.  | Maryland          | 14 | LaSalle          | 1 |
| 5.  | Georgia Tech      | 10 | Long Beach State | 1 |
| 6.  | Virginia          | 7  | Long Island      | 1 |
| 7.  | Clemson           | 4  | Marquette        | 1 |
|     | Louisville        | 4  | Memphis State    | 1 |
| 9.  | George Washington | 3  | Miami            | 1 |
| 10. | Georgia           | 2  | Michigan State   | 1 |
|     | Houston           | 2  | Minnesota        | 1 |
|     | Pittsburgh        | 2  | Missouri         | 1 |
|     | South Carolina    | 2  | Navy             | 1 |
|     | UNLV              | 2  | Notre Dame       | 1 |
|     | Villanova         | 2  | Oklahoma         | 1 |
|     | West Virginia     | 2  | Penn State       | 1 |
| 17. | Arkansas          | 1  | Providence       | 1 |
|     | Boston College    | 1  | SMU              | 1 |
|     | BYU               | 1  | St. John's       | 1 |
|     | Cincinnati        | 1  | Southern Miss    | 1 |
|     | Connecticut       | 1  | Syracuse         | 1 |
|     | DePaul            | 1  | UCLA             | 1 |
|     | Detroit           | 1  | Virginia Tech    | 1 |
|     | Eastern Kentucky  | 1  | Wichita State    | 1 |
|     | Florida State     | 1  |                  |   |

| Date     | Opponent          | Score  | Margin | AP | Site                |
|----------|-------------------|--------|--------|----|---------------------|
| 1/17/50  | Long Island       | 55-52  | +3     | 3  | Long Island, N.Y.   |
| 2/13/51  | Louisville        | 92-78  | +14    | 14 | Raleigh             |
| 3/20/51  | Villanova         | 67-62  | +5     | 20 | Raleigh             |
| 12/15/51 | Eastern Kentucky  | 70-58  | +12    | 19 | Raleigh             |
| 3/8/52   | Duke              | 77-68  | +9     | 12 | Raleigh             |
| 12/30/52 | Holy Cross        | 76-74  | +2     | 6  | Raleigh             |
| 3/5/54   | Duke              | 79-75  | +4     | 11 | Raleigh             |
| 3/8/54   | George Washington | 75-73  | +2     | 9  | Philadelphia, Pa.   |
| 12/7/54  | Wake Forest       | 100-81 | +19    | 17 | Winston-Salem, N.C. |
| 12/9/54  | Penn State        | 99-77  | +22    | 19 | Raleigh             |
| 12/29/54 | Minnesota         | 85-84  | +1     | 11 | Raleigh             |
| 1/8/55   | Duke              | 96-91  | +5     | 17 | Durham, N.C.        |
| 1/22/55  | LaSalle           | 76-73  | +3     | 4  | Raleigh             |
| 2/19/55  | Maryland          | 78-58  | +20    | 11 | Raleigh             |
| 2/26/55  | George Washington | 68-59  | +9     | 10 | Raleigh             |
| 12/17/55 | West Virginia     | 92-71  | +21    | 15 | Raleigh             |
| 12/21/55 | BYU               | 95-81  | +14    | 5  | Raleigh             |
| 12/31/55 | North Carolina    | 82-60  | +22    | 4  | Raleigh             |
| 2/14/56  | Duke              | 90-81  | +9     | 11 | Raleigh             |
| 2/21/56  | North Carolina    | 79-73  | +6     | 9  | Raleigh             |
| 3/2/56   | Duke              | 91-79  | +12    | 11 | Raleigh             |
| 3/3/56   | Wake Forest       | 86-64  | +22    | 20 | Raleigh             |
| 12/29/56 | Duke              | 102-80 | +22    | 9  | Raleigh             |
| 2/12/57  | Duke              | 79-72  | +7     | 17 | Raleigh             |

|          |                  |              |     |    |                    |
|----------|------------------|--------------|-----|----|--------------------|
| 3/2/57   | Wake Forest      | 75-71        | +4  | 13 | Raleigh            |
| 1/15/58  | North Carolina   | 58-57 (ot)   | +1  | 6  | Chapel Hill, N.C.  |
| 1/20/58  | Maryland         | 57-48        | +9  | 8  | College Park, Md.  |
| 2/15/58  | Maryland         | 69-64 (3ot)  | +5  | 9  | Raleigh            |
| 12/30/58 | Cincinnati       | 69-60        | +9  | 2  | Raleigh            |
| 12/31/58 | Michigan State   | 70-61        | +9  | 7  | Raleigh            |
| 3/7/59   | North Carolina   | 80-56        | +24 | 5  | Raleigh            |
| 1/16/60  | Wake Forest      | 51-45        | +6  | 13 | Raleigh            |
| 2/7/61   | Duke             | 61-59        | +2  | 3  | Raleigh            |
| 1/6/62   | Duke             | 61-60        | +1  | 8  | Durham, N.C.       |
| 2/6/62   | Duke             | 71-55        | +16 | 5  | Raleigh            |
| 3/6/65   | Duke             | 91-85        | +6  | 8  | Raleigh            |
| 3/8/68   | Duke             | 12-10        | +2  | 6  | Charlotte, N.C.    |
| 3/1/69   | South Carolina   | 67-64        | +3  | 8  | Raleigh            |
| 1/24/70  | Duke             | 77-76        | +1  | 16 | Durham, N.C.       |
| 3/7/70   | South Carolina   | 42-39 (2ot)  | +3  | 3  | Charlotte, N.C.    |
| 12/18/70 | North Carolina   | 82-70        | +12 | 20 | Greensboro, N.C.   |
| 3/11/71  | Duke             | 68-61        | +7  | 19 | Greensboro, N.C.   |
| 2/29/72  | North Carolina   | 85-84        | +1  | 3  | Raleigh, N.C.      |
| 12/16/72 | North Carolina   | 68-61        | +7  | 11 | Greensboro, N.C.   |
| 1/14/73  | Maryland         | 87-85        | +2  | 2  | College Park, Md.  |
| 1/31/73  | Maryland         | 89-78        | +11 | 3  | Raleigh            |
| 2/5/73   | North Carolina   | 76-73        | +3  | 8  | Raleigh            |
| 2/27/73  | North Carolina   | 82-78        | +4  | 7  | Raleigh            |
| 3/10/73  | Maryland         | 76-74        | +2  | 10 | Greensboro, N.C.   |
| 12/29/73 | Memphis State    | 98-83        | +15 | 18 | New Orleans, La.   |
| 1/4/74   | North Carolina   | 78-77        | +1  | 4  | Greensboro, N.C.   |
| 1/13/74  | Maryland         | 80-74        | +6  | 3  | Raleigh            |
| 1/22/74  | North Carolina   | 83-80        | +3  | 4  | Chapel Hill, N.C.  |
| 1/30/74  | Maryland         | 86-80        | +6  | 6  | College Park, Md.  |
| 2/26/74  | North Carolina   | 83-72        | +11 | 4  | Raleigh, N.C.      |
| 3/9/74   | Maryland         | 103-100 (ot) | +3  | 5  | Greensboro, N.C.   |
| 3/14/74  | Providence       | 92-78        | +14 | 5  | Raleigh            |
| 3/16/74  | Pittsburgh       | 100-72       | +28 | 13 | Raleigh            |
| 3/23/74  | UCLA             | 80-77 (2ot)  | +3  | 2  | Greensboro, N.C.   |
| 3/25/74  | Marquette        | 76-64        | +12 | 3  | Greensboro, N.C.   |
| 1/4/75   | North Carolina   | 82-67        | +15 | 8  | Greensboro, N.C.   |
| 1/18/75  | North Carolina   | 88-85 (ot)   | +3  | 14 | Raleigh            |
| 2/4/75   | Clemson          | 92-89        | +3  | 16 | Raleigh            |
| 3/7/75   | Maryland         | 87-85        | +2  | 2  | Greensboro, N.C.   |
| 1/18/76  | North Carolina   | 68-67        | +1  | 7  | Chapel Hill, N.C.  |
| 1/19/77  | North Carolina   | 75-73        | +2  | 4  | Raleigh            |
| 2/26/77  | Wake Forest      | 91-85        | +6  | 11 | Raleigh            |
| 12/2/77  | Wake Forest      | 79-77        | +2  | 18 | Greensboro, N.C.   |
| 2/11/78  | Wake Forest      | 88-77        | +11 | 14 | Raleigh            |
| 2/23/78  | North Carolina   | 72-67        | +5  | 8  | Raleigh            |
| 3/14/78  | Detroit          | 84-77        | +7  | 18 | New York, N.Y.     |
| 11/26/78 | Louisville       | 72-66        | +6  | 4  | Anchorage, Al.     |
| 1/6/79   | Long Beach State | 100-73       | +27 | 15 | Raleigh            |
| 1/12/80  | Virginia         | 64-56        | +9  | 8  | Raleigh            |
| 1/29/80  | Clemson          | 80-67        | +13 | 16 | Raleigh            |
| 2/9/80   | Notre Dame       | 63-55        | +8  | 9  | South Bend, Ind.   |
| 2/13/80  | Duke             | 76-59        | +17 | 16 | Raleigh            |
| 2/20/80  | North Carolina   | 63-50        | +15 | 8  | Raleigh            |
| 2/28/81  | Wake Forest      | 66-65        | +1  | 12 | Raleigh            |
| 12/29/81 | Wichita State    | 60-48        | +12 | 3  | Honolulu, Hawaii   |
| 12/28/82 | West Virginia    | 67-59        | +8  | 20 | Meadowlands, N.J.  |
| 2/19/83  | North Carolina   | 70-63        | +7  | 3  | Raleigh            |
| 3/12/83  | North Carolina   | 91-84 (ot)   | +7  | 5  | Atlanta, Ga.       |
| 3/13/83  | Virginia         | 81-78        | +3  | 2  | Atlanta, Ga.       |
| 3/20/83  | UNLV             | 71-70        | +1  | 6  | Corvallis, Ore.    |
| 3/26/83  | Virginia         | 63-62        | +1  | 4  | Ogden, Utah        |
| 4/2/83   | Georgia          | 67-60        | +7  | 18 | Albuquerque, N.M.  |
| 4/4/83   | Houston          | 54-52        | +2  | 1  | Albuquerque, N.M.  |
| 11/19/83 | Houston          | 76-64        | +8  | 3  | Springfield, Mass. |
| 11/27/83 | Arkansas         | 65-60        | +5  | 14 | Anchorage, Al.     |
| 1/21/84  | Wake Forest      | 80-69        | +11 | 12 | Raleigh            |
| 2/12/84  | Georgia Tech     | 68-67        | +1  | 18 | Raleigh            |
| 1/23/85  | Duke             | 89-71        | +18 | 5  | Raleigh            |
| 1/30/85  | Georgia Tech     | 61-53        | +8  | 8  | Atlanta, Ga.       |
| 2/9/85   | SMU              | 82-78 (ot)   | +4  | 4  | Raleigh            |
| 2/16/85  | North Carolina   | 85-76        | +9  | 13 | Raleigh            |
| 2/20/85  | Duke             | 70-66        | +4  | 6  | Durham, N.C.       |

|          |                |              |     |    |                     |
|----------|----------------|--------------|-----|----|---------------------|
| 12/25/85 | UNLV           | 80-73        | +7  | 12 | Honolulu, Hawaii    |
| 2/2/86   | Kentucky       | 54-51        | +3  | 8  | Raleigh             |
| 2/8/86   | Louisville     | 76-64        | +8  | 16 | Raleigh             |
| 2/23/86  | North Carolina | 76-65        | +11 | 1  | Raleigh             |
| 11/22/86 | Navy           | 84-80        | +4  | 9  | Springfield, Mass.  |
| 1/21/87  | Duke           | 87-74        | +13 | 12 | Raleigh             |
| 3/6/87   | Duke           | 71-64 (ot)   | +7  | 14 | Landover, Md.       |
| 3/8/87   | North Carolina | 68-67        | +1  | 2  | Landover, Md.       |
| 12/29/87 | Louisville     | 80-75        | +5  | 20 | Honolulu, Hawaii    |
| 2/6/88   | Duke           | 77-74        | +3  | 4  | Durham, N.C.        |
| 2/24/88  | Duke           | 89-78        | +11 | 5  | Raleigh             |
| 1/14/89  | Georgia Tech   | 82-68        | +14 | 19 | Raleigh             |
| 1/26/89  | Duke           | 88-73        | +15 | 8  | Raleigh             |
| 2/9/89   | North Carolina | 98-88        | +10 | 6  | Raleigh             |
| 3/19/89  | Iowa           | 102-96 (2ot) | +6  | 14 | Providence, R.I.    |
| 12/2/89  | Pittsburgh     | 100-87       | +13 | 18 | Charlotte, N.C.     |
| 12/5/89  | St. John's     | 67-53        | +14 | 15 | Greensboro, N.C.    |
| 2/21/90  | Duke           | 76-71        | +5  | 3  | Raleigh             |
| 1/13/91  | Georgia Tech   | 90-83        | +7  | 24 | Raleigh             |
| 1/23/91  | Duke           | 95-89        | +6  | 9  | Raleigh             |
| 2/3/91   | Georgia Tech   | 79-73        | +6  | 23 | Atlanta, Ga.        |
| 2/6/91   | North Carolina | 97-91        | +6  | 9  | Raleigh             |
| 2/23/91  | Virginia       | 83-76        | +7  | 20 | Raleigh             |
| 3/14/91  | Southern Miss  | 114-85       | +29 | 25 | College Park, Md.   |
| 12/7/91  | DePaul         | 97-83        | +14 | 20 | Charlotte, N.C.     |
| 1/22/92  | North Carolina | 99-88        | +11 | 10 | Raleigh             |
| 2/22/92  | North Carolina | 99-94        | +5  | 4  | Chapel Hill, N.C.   |
| 1/26/94  | Georgia Tech   | 84-78        | +6  | 21 | Raleigh             |
| 1/4/95   | North Carolina | 80-70        | +10 | 1  | Raleigh             |
| 12/29/95 | Missouri       | 87-68        | +19 | 18 | Honolulu, Hawaii    |
| 1/27/96  | Clemson        | 64-61        | +3  | 18 | Clemson, S.C.       |
| 2/3/96   | North Carolina | 78-75        | +3  | 8  | Raleigh             |
| 2/1/97   | Clemson        | 58-54        | +4  | 7  | Raleigh             |
| 2/17/97  | Wake Forest    | 60-59 (ot)   | +1  | 4  | Winston-Salem, N.C. |
| 3/7/97   | Duke           | 66-60        | +6  | 7  | Greensboro, N.C.    |

|          |                   |            |     |    |                      |
|----------|-------------------|------------|-----|----|----------------------|
| 3/8/97   | Maryland          | 65-58      | +7  | 22 | Greensboro, N.C.     |
| 11/11/97 | Georgia           | 47-45      | +2  | 19 | Meadowlands, N.J.    |
| 12/4/97  | Georgia Tech      | 71-69 (ot) | +2  | 22 | Atlanta, Ga.         |
| 2/21/98  | North Carolina    | 86-72      | +14 | 1  | Chapel Hill, N.C.    |
| 12/23/98 | Oklahoma          | 62-58      | +4  | 23 | San Juan, P.R.       |
| 12/1/99  | Purdue            | 61-59      | +2  | 19 | West Lafayette, Ind. |
| 1/6/00   | Maryland          | 68-66      | +2  | 12 | Raleigh              |
| 2/7/01   | Virginia          | 90-80      | +10 | 6  | Raleigh              |
| 12/8/01  | Syracuse          | 82-68      | +14 | 9  | Syracuse, N.Y.       |
| 1/5/02   | Virginia          | 81-74      | +7  | 4  | Charlottesville, Va. |
| 2/6/02   | Virginia          | 85-68      | +17 | 8  | Raleigh              |
| 3/9/02   | Maryland          | 86-82      | +4  | 2  | Charlotte, N.C.      |
| 1/22/03  | Duke              | 80-71      | +9  | 3  | Raleigh              |
| 3/15/03  | Wake Forest       | 87-83      | +4  | 9  | Greensboro, N.C.     |
| 1/24/04  | Georgia Tech      | 76-72      | +4  | 11 | Raleigh              |
| 2/4/04   | Wake Forest       | 73-68      | +5  | 16 | Raleigh              |
| 2/15/04  | Duke              | 78-74      | +4  | 1  | Raleigh              |
| 2/25/04  | Georgia Tech      | 79-69      | +10 | 18 | Atlanta, Ga.         |
| 3/6/04   | Wake Forest       | 81-70      | +11 | 11 | Winston-Salem, N.C.  |
| 1/16/05  | Georgia Tech      | 76-68      | +8  | 8  | Raleigh              |
| 2/16/05  | Maryland          | 82-63      | +19 | 22 | Raleigh              |
| 3/11/05  | Wake Forest       | 81-65      | +16 | 3  | Washington, D.C.     |
| 3/20/05  | Connecticut       | 65-62      | +3  | 13 | Worcester, Mass.     |
| 12/30/05 | George Washington | 79-58      | +21 | 19 | Raleigh              |
| 1/10/06  | Boston College    | 78-60      | +18 | 18 | Chestnut Hill, Mass. |
| 1/31/07  | Virginia Tech     | 70-59      | +11 | 16 | Blacksburg, Va.      |
| 2/3/07   | North Carolina    | 83-79      | +4  | 3  | Raleigh              |
| 3/8/07   | Duke              | 85-80 (ot) | +5  | 21 | Tampa, Fla.          |
| 11/25/07 | Villanova         | 69-68      | +1  | 20 | Orlando, Fla.        |
| 1/19/08  | Miami             | 79-77 (ot) | +2  | 21 | Raleigh, N.C.        |
| 2/11/09  | Wake Forest       | 82-76      | +6  | 7  | Raleigh, N.C.        |
| 1/12/10  | Florida State     | 88-81      | +7  | 25 | Tallahassee, Fla.    |
| 1/20/10  | Duke              | 88-74      | +14 | 7  | Raleigh, N.C.        |
| 2/20/10  | Wake Forest       | 68-54      | +14 | 23 | Raleigh, N.C.        |



Javier Gonzalez hit this long range bomb as the shot clock expired, with 3:52 left to help secure the home win over No. 7 Duke last season.



C.J. Williams came off the bench and scored 12 points in the Pack's 68-54 win over No. 23 Wake Forest last year at the RBC Center.



NC State is one of only 16 Division I schools to register at least five wins over No. 1 ranked teams.

NC STATE VS. NO. 1 (5-25)

Table with 5 columns: Date, Opponent, Site, NCSU Rank, Result. Lists 25 games where NC State defeated a top-ranked team.

NC STATE 54, HOUSTON 52

APRIL 4, 1983

Lorenzo Charles' last-second dunk capped the final miracle comeback in the Wolfpack's Cinderella run to the 1983 national championship, a 54-52 win over top-ranked and heavily favored Houston.

NC STATE 76, NORTH CAROLINA 65

FEB. 23, 1986

Center Chris Washburn played the entire 40 minutes and was 10-of-15 from the field for a game-high 26 points as NC State recorded its first-ever win over a top-ranked North Carolina squad, 76-65 in Chapel Hill.

Bolton added 18 points, including two long jumpers in the final minutes to secure the win. NC State jumped out to a 38-27 halftime lead, and shot 63.6 percent (14-22) in the second half to secure the win.

NC STATE 80, NORTH CAROLINA 70

JAN. 4, 1995

Four Wolfpack starters scored in double figures, as NC State handed No. 1 North Carolina an 80-70 loss at Reynolds Coliseum on ESPN.

NC STATE 86, NORTH CAROLINA 72

FEB. 21, 1998

Led by C.C. Harrison's career-high 31 points, NC State was able to upend the top-ranked Tar Heels in Chapel Hill, 86-72. The Pack trailed only the first 3:42 of the game, then took the lead behind three straight three-pointers from Harrison.

NC STATE 78, DUKE 74

FEB. 15, 2004

Top-ranked Duke saw its 18-game winning streak snapped by No. 21 NC State as Marcus Melvin scored 18 points and Julius Hodge made two free throws with seven seconds left in the Wolfpack's 78-74 victory.



Marcus Melvin recorded a double-double of 18 points and 11 rebounds in the Pack's win over top-ranked Duke during the 2003-04 season.



Table with 3 columns: CATEGORY, NC State, Opponents. Lists various statistical records for the NC State program.

Table with 3 columns: CATEGORY, Opponents, NC State. Lists various statistical records for the NC State program, mirroring the previous table.



# YEAR-BY-YEAR FINISHES

| Year    | Overall Final |      |      | AP Rank | Home | Away | Neu. | Conference |      |      | Conference Tourn. |     |      | Coach           | Postseason |
|---------|---------------|------|------|---------|------|------|------|------------|------|------|-------------------|-----|------|-----------------|------------|
|         | Win           | Loss | Pct. |         |      |      |      | Win        | Loss | Pct. | Finish            | Win | Loss |                 |            |
| 1910-11 | 1             | 1    | .500 | ---     | 1-1  | 0-0  | 0-0  | ---        | ---  | ---  | ---               | --- | ---  | Piggy Hargrove  | ---        |
| 1911-12 | 0             | 6    | .000 | ---     | 0-6  | 0-0  | 0-0  | ---        | ---  | ---  | ---               | --- | ---  | Piggy Hargrove  | ---        |
| 1912-13 | 4             | 7    | .364 | ---     | ---  | ---  | ---  | ---        | ---  | ---  | ---               | --- | ---  | Chuck Sandborn  | ---        |
| 1913-14 | 5             | 8    | .385 | ---     | 5-7  | 0-1  | 0-0  | ---        | ---  | ---  | ---               | --- | ---  | John Hegarty    | ---        |
| 1914-15 | 5             | 5    | .500 | ---     | ---  | ---  | ---  | ---        | ---  | ---  | ---               | --- | ---  | H.S. Tucker     | ---        |
| 1915-16 | 7             | 6    | .538 | ---     | 6-2  | 1-4  | 0-0  | ---        | ---  | ---  | ---               | --- | ---  | Chuck Sandborn  | ---        |
| 1916-17 | 9             | 9    | .500 | ---     | 9-7  | 0-2  | 0-0  | ---        | ---  | ---  | ---               | --- | ---  | Harry Hartsell  | ---        |
| 1917-18 | 12            | 2    | .857 | ---     | 8-1  | 4-1  | 0-0  | ---        | ---  | ---  | ---               | --- | ---  | Harry Hartsell  | ---        |
| 1918-19 | 11            | 3    | .786 | ---     | 11-3 | 0-0  | 0-0  | ---        | ---  | ---  | ---               | --- | ---  | Tal Stafford    | ---        |
| 1919-20 | 11            | 5    | .688 | ---     | 7-2  | 4-3  | 0-0  | ---        | ---  | ---  | ---               | --- | ---  | Richard Crozier | ---        |
| 1920-21 | 6             | 14   | .300 | ---     | 6-12 | 0-2  | 0-0  | ---        | ---  | ---  | ---               | --- | ---  | Richard Crozier | ---        |

| SOUTHERN CONFERENCE ERA: 32 Seasons |    | 444-253 (.637) |      | 6 Regular Season Titles, 7 Tournament Championships |      |      |     |    |    |       |        |     |     |               |                 |                            |
|-------------------------------------|----|----------------|------|---|------|------|-----|----|----|-------|--------|-----|-----|---------------|-----------------|----------------------------|
| 1921-22                             | 6  | 13             | .462 | ---   | 3-10 | 3-3  | 0-0 | 1  | 5  | .167  | 11th   | --- | --- | ---           | Harry Hartsell  | ---                        |
| 1922-23                             | 5  | 8              | .385 | ---   | 5-7  | 0-1  | 0-0 | 1  | 2  | .667  | t-12th | --- | --- | ---           | Harry Hartsell  | ---                        |
| 1923-24                             | 7  | 16             | .304 | ---   | 7-10 | 0-6  | 0-0 | 2  | 4  | .333  | t-12th | --- | --- | ---           | Richard Crozier | ---                        |
| 1924-25                             | 11 | 7              | .611 | ---   | 5-4  | 5-2  | 1-1 | 1  | 4  | .200  | t-14th | 1   | 1   | Quarterfinals | Gus Tebell      | ---                        |
| 1925-26                             | 20 | 4              | .833 | ---   | 15-0 | 4-3  | 1-1 | 5  | 3  | .625  | t-7th  | 1   | 1   | Quarterfinals | Gus Tebell      | ---                        |
| 1926-27                             | 12 | 5              | .706 | ---   | 9-3  | 3-1  | 0-1 | 5  | 2  | .714  | 6th    | 0   | 1   | First Round   | Gus Tebell      | ---                        |
| 1927-28                             | 10 | 8              | .556 | ---   | 7-2  | 3-5  | 0-1 | 3  | 6  | .333  | 14th   | 0   | 1   | First Round   | Gus Tebell      | ---                        |
| 1928-29                             | 15 | 6              | .714 | ---   | 9-1  | 2-5  | 4-0 | 6  | 5  | .545  | 11th   | 4   | 0   | Champion      | Gus Tebell      | ---                        |
| 1929-30                             | 11 | 6              | .647 | ---   | 7-5  | 4-0  | 0-1 | 7  | 5  | .583  | 11th   | 0   | 1   | First Round   | Gus Tebell      | ---                        |
| 1930-31                             | 8  | 8              | .500 | ---   | 7-3  | 1-4  | 0-1 | 5  | 5  | .500  | 11th   | 0   | 1   | First Round   | R.R. Sermon     | ---                        |
| 1931-32                             | 10 | 6              | .625 | ---   | 8-3  | 2-2  | 0-1 | 6  | 4  | .600  | 10th   | 0   | 1   | First Round   | R.R. Sermon     | ---                        |
| 1932-33                             | 11 | 8              | .579 | ---   | 5-4  | 6-4  | 0-0 | 6  | 3  | .667  | 4th    | 0   | 1   | Quarterfinals | R.R. Sermon     | ---                        |
| 1933-34                             | 11 | 6              | .647 | ---   | 10-4 | 1-2  | 0-0 | 6  | 5  | .545  | 5th    | 1   | 1   | Semifinals    | R.R. Sermon     | ---                        |
| 1934-35                             | 10 | 9              | .526 | ---   | 6-5  | 4-4  | 0-0 | 6  | 5  | .545  | 6th    | 1   | 1   | Semifinals    | R.R. Sermon     | ---                        |
| 1935-36                             | 15 | 4              | .789 | ---   | 11-2 | 4-2  | 0-0 | 10 | 3  | .769  | 3rd    | 1   | 1   | Semifinals    | R.R. Sermon     | ---                        |
| 1936-37                             | 15 | 9              | .625 | ---   | 13-4 | 2-5  | 0-0 | 14 | 7  | .667  | 4th    | 1   | 1   | Semifinals    | R.R. Sermon     | ---                        |
| 1937-38                             | 13 | 6              | .684 | ---   | 11-5 | 2-1  | 0-0 | 10 | 3  | .769  | 2nd    | 0   | 1   | Quarterfinals | R.R. Sermon     | ---                        |
| 1938-39                             | 10 | 7              | .588 | ---   | 9-5  | 2-2  | 0-0 | 7  | 6  | .538  | 6th    | 2   | 1   | Semifinals    | R.R. Sermon     | ---                        |
| 1939-40                             | 8  | 11             | .421 | ---   | 8-8  | 0-3  | 0-0 | 5  | 10 | .333  | 11th   | --- | --- | R.R. Sermon   | ---             |                            |
| 1940-41                             | 6  | 9              | .400 | ---   | 5-7  | 1-2  | 0-0 | 6  | 9  | .400  | 11th   | --- | --- | Bob Warren    | ---             |                            |
| 1941-42                             | 15 | 7              | .682 | ---   | 13-6 | 2-1  | 0-0 | 9  | 4  | .692  | 4th    | 2   | 1   | Finals        | Bob Warren      | ---                        |
| 1942-43                             | 7  | 9              | .438 | ---   | 7-7  | 0-2  | 0-0 | 7  | 5  | .583  | t-7th  | 0   | 1   | Quarterfinals | Leroy Jay       | ---                        |
| 1943-44                             | 5  | 13             | .278 | ---   | 5-11 | 0-2  | 0-0 | 2  | 5  | .286  | 9th    | 1   | 1   | Semifinals    | Leroy Jay       | ---                        |
| 1944-45                             | 10 | 11             | .476 | ---   | 9-9  | 1-2  | 0-0 | 7  | 5  | .583  | 6th    | 0   | 1   | Quarterfinals | Leroy Jay       | ---                        |
| 1945-46                             | 6  | 12             | .333 | ---   | 5-8  | 1-4  | 0-0 | 5  | 7  | .417  | t-9th  | 0   | 1   | Quarterfinals | Leroy Jay       | ---                        |
| 1946-47                             | 26 | 5              | .839 | ---   | 13-0 | 7-4  | 6-1 | 11 | 2  | .846  | 1st    | 3   | 0   | Champions     | Everett Case    | NIT Semifinals (2-1)       |
| 1947-48                             | 29 | 3              | .935 | ---   | 17-0 | 11-1 | 1-2 | 12 | 0  | 1.000 | 1st    | 3   | 0   | Champions     | Everett Case    | NIT Quarterfinals (0-1)    |
| 1948-49                             | 25 | 8              | .758 | 13  | 9-1  | 10-5 | 6-2 | 14 | 1  | .933  | 1st    | 3   | 0   | Champions     | Everett Case    | ---                        |
| 1949-50                             | 27 | 6              | .818 | 5   | 16-3 | 5-2  | 6-1 | 12 | 2  | .857  | 1st    | 3   | 0   | Champions     | Everett Case    | NCAA Final Four (2-1)      |
| 1950-51                             | 30 | 7              | .811 | 8   | 24-3 | 6-3  | 0-1 | 13 | 1  | .929  | 1st    | 3   | 0   | Champions     | Everett Case    | NCAA Reg. Semifinals (1-2) |
| 1951-52                             | 24 | 10             | .706 | ---   | 17-6 | 6-4  | 1-0 | 12 | 2  | .857  | 2nd    | 3   | 0   | Champions     | Everett Case    | NCAA First Round (1-1)     |
| 1952-53                             | 26 | 6              | .813 | 18  | 18-3 | 6-3  | 2-0 | 13 | 3  | .813  | 1st    | 2   | 1   | Finals        | Everett Case    | ---                        |

| ATLANTIC COAST CONFERENCE ERA: 56 Seasons |    | 1,023-619 (.623) |      | 7 Regular Season Titles, 10 Tournament Championships |      |     |     |    |   |      |     |   |   |           |              |                            |
|---|----|------------------|------|--|------|-----|-----|----|---|------|-----|---|---|-----------|--------------|----------------------------|
| 1953-54                                   | 26 | 7                | .788 | ---  | 18-4 | 3-2 | 5-1 | 5  | 3 | .625 | 4th | 3 | 0 | Champions | Everett Case | NCAA Reg. Semifinals (2-1) |
| 1954-55                                   | 28 | 4                | .875 | 4  | 20-2 | 7-2 | 1-0 | 12 | 2 | .857 | 1st | 3 | 0 | Champions | Everett Case | ---                        |

| Year    | Overall Final |      |       | AP Rank | Home | Away | Neu. | Conference |      |       | Conference Tourn. |     |      | Coach         | Postseason     |                            |
|---------|---------------|------|-------|---------|------|------|------|------------|------|-------|-------------------|-----|------|---------------|----------------|----------------------------|
|         | Win           | Loss | Pct.  |         |      |      |      | Win        | Loss | Pct.  | Finish            | Win | Loss |               |                | Finish                     |
| 1955-56 | 24            | 4    | .857  | 2       | 19-1 | 4-2  | 1-1  | 11         | 3    | .786  | 1st               | 3   | 0    | Champions     | Everett Case   | NCAA First Round (0-1)     |
| 1956-57 | 15            | 11   | .577  | ---     | 12-4 | 1-6  | 2-1  | 7          | 7    | .500  | t-4th             | 0   | 1    | Quarterfinals | Everett Case   | ---                        |
| 1957-58 | 18            | 6    | .750  | ---     | 12-4 | 5-2  | 1-0  | 10         | 4    | .714  | t-2nd             | 1   | 1    | Semifinals    | Everett Case   | ---                        |
| 1958-59 | 22            | 4    | .846  | 6       | 13-2 | 7-2  | 2-0  | 12         | 2    | .857  | t-1st             | 3   | 0    | Champions     | Everett Case   | ---                        |
| 1959-60 | 11            | 15   | .423  | ---     | 11-5 | 0-7  | 0-3  | 5          | 9    | .357  | 6th               | 1   | 1    | Semifinals    | Everett Case   | ---                        |
| 1960-61 | 16            | 9    | .640  | ---     | 10-4 | 2-5  | 4-0  | 8          | 6    | .571  | 4th               | 0   | 1    | Quarterfinals | Everett Case   | ---                        |
| 1961-62 | 11            | 6    | .647  | ---     | 6-2  | 3-3  | 2-1  | 10         | 4    | .714  | 3rd               | 0   | 1    | Quarterfinals | Everett Case   | ---                        |
| 1962-63 | 10            | 11   | .476  | ---     | 8-5  | 2-5  | 0-1  | 5          | 9    | .357  | t-4th             | 1   | 1    | Semifinals    | Everett Case   | ---                        |
| 1963-64 | 8             | 11   | .421  | ---     | 6-3  | 1-7  | 1-1  | 4          | 10   | .286  | t-7th             | 0   | 1    | Quarterfinals | Everett Case   | ---                        |
| 1964-65 | 21            | 5    | .808  | ---     | 12-2 | 5-2  | 4-1  | 10         | 4    | .714  | t-2nd             | 3   | 0    | Champions     | Press Maravich | NCAA Reg. Semifinals (1-1) |
| 1965-66 | 18            | 9    | .667  | ---     | 12-4 | 5-4  | 1-1  | 9          | 5    | .643  | 2nd               | 2   | 1    | Finals        | Press Maravich | ---                        |
| 1966-67 | 7             | 19   | .269  | ---     | 5-8  | 2-8  | 0-3  | 2          | 12   | .143  | 8th               | 0   | 1    | Quarterfinals | Norm Sloan     | ---                        |
| 1967-68 | 16            | 10   | .615  | ---     | 7-5  | 5-2  | 4-3  | 9          | 5    | .643  | t-3rd             | 2   | 1    | Finals        | Norm Sloan     | ---                        |
| 1968-69 | 15            | 10   | .600  | ---     | 7-3  | 4-3  | 4-4  | 8          | 6    | .571  | t-3rd             | 0   | 1    | Quarterfinals | Norm Sloan     | ---                        |
| 1969-70 | 23            | 7    | .767  | 10      | 8-3  | 6-2  | 9-2  | 9          | 5    | .643  | t-2nd             | 3   | 0    | Champions     | Norm Sloan     | NCAA Reg. Semifinals (1-1) |
| 1970-71 | 13            | 14   | .481  | ---     | 6-4  | 2-8  | 5-2  | 5          | 9    | .357  | t-6th             | 1   | 1    | Semifinals    | Norm Sloan     | ---                        |
| 1971-72 | 16            | 10   | .615  | ---     | 11-2 | 1-5  | 4-3  | 6          | 6    | .500  | t-4th             | 0   | 1    | Quarterfinals | Norm Sloan     | ---                        |
| 1972-73 | 27            | 0    | 1.000 | 2       | 13-0 | 7-0  | 7-0  | 12         | 0    | 1.000 | 1st               | 2   | 0    | Champions     | Norm Sloan     | ---                        |
| 1973-74 | 30            | 1    | .968  | 1       | 14-0 | 6-0  | 10-1 | 12         | 0    | 1.000 | 1st               | 2   | 0    | Champions     | Norm Sloan     | NCAA Champions (4-0)       |
| 1974-75 | 22            | 6    | .786  | 7       | 11-1 | 4-3  | 7-2  | 8          | 4    | .667  | t-2nd             | 2   | 1    | Finals        | Norm Sloan     | ---                        |
| 1975-76 | 21            | 9    | .700  | ---     | 12-2 | 4-3  | 5-4  | 7          | 5    | .583  | t-2nd             | 0   | 1    | Quarterfinals | Norm Sloan     | NIT Semifinals (2-1)       |
| 1976-77 | 17            | 11   | .607  | ---     | 12-2 | 2-6  | 3-3  | 6          | 6    | .500  | 5th               | 1   | 1    | Semifinals    | Norm Sloan     | ---                        |
| 1977-78 | 21            | 10   | .677  | ---     | 15-2 | 3-4  | 3-4  | 7          | 5    | .583  | 3rd               | 0   | 1    | Quarterfinals | Norm Sloan     | NIT Finals (3-1)           |
| 1978-79 | 18            | 12   | .600  | ---     | 11-5 | 0-5  | 7-2  | 3          | 9    | .250  | t-6th             | 1   | 1    | Semifinals    | Norm Sloan     | ---                        |
| 1979-80 | 20            | 8    | .714  | ---     | 12-1 | 4-4  | 4-3  | 9          | 5    | .643  | t-2nd             | 0   | 1    | Quarterfinals | Norm Sloan     | NCAA Second Round (0-1)    |
| 1980-81 | 14            | 13   | .519  | ---     | 7-6  | 2-5  | 5-2  | 4          | 10   | .286  | 7th               | 0   | 1    | Quarterfinals | Jim Valvano    | ---                        |
| 1981-82 | 22            | 10   | .688  | ---     | 12-3 | 4-4  | 6-3  | 7          | 7    | .500  | 4th               | 1   | 1    | Semifinals    | Jim Valvano    | NCAA First Round (0-1)     |
| 1982-83 | 26            | 10   | .722  | 16      | 11-4 | 3-6  | 12-0 | 8          | 6    | .571  | t-3rd             | 3   | 0    | Champions     | Jim Valvano    | NCAA Champions (6-0)       |
| 1983-84 | 19            | 14   | .576  | ---     | 11-6 | 1-6  | 7-2  | 4          | 10   | .286  | 7th               | 0   | 1    | Quarterfinals | Jim Valvano    | NIT First Round (0-1)      |
| 1984-85 | 23            | 10   | .697  | 16      | 14-2 | 4-5  | 5-3  | 9          | 5    | .643  | t-1st             | 1   | 1    | Semifinals    | Jim Valvano    | NCAA Elite Eight (3-1)     |
| 1985-86 | 21            | 13   | .618  | ---     | 13-3 | 3-7  | 5-3  | 7          | 7    | .500  | t-4th             | 0   | 1    | Quarterfinals | Jim Valvano    | NCAA Elite Eight (3-1)     |
| 1986-87 | 20            | 15   | .571  | ---     | 12-4 | 3-8  | 5-3  | 6          | 8    | .429  | 6th               | 3   | 0    | Champions     | Jim Valvano    | NCAA First Round (0-1)     |
| 1987-88 | 24            | 8    | .750  | 14      | 15-3 | 5-3  | 4-2  | 10         | 4    | .714  | 2nd               | 1   | 1    | Semifinals    | Jim Valvano    | NCAA First Round (0-1)     |
| 1988-89 | 22            | 9    | .710  | 19      | 16-2 | 4-5  | 2-2  | 10         | 4    | .714  | 1st               | 0   | 1    | Quarterfinals | Jim Valvano    | NCAA Sweet 16 (2-1)        |
| 1989-90 | 18            | 12   | .600  | ---     | 10-4 | 2-7  | 6-1  | 6          | 8    | .429  | t-5th             | 0   | 1    | Quarterfinals | Jim Valvano    | ---                        |
| 1990-91 | 20            | 11   | .645  | ---     | 13-1 | 5-8  | 2-2  | 8          | 6    | .571  | t-3rd             | 1   | 1    | Semifinals    | Les Robinson   | NCAA Second Round (1-1)    |
| 1991-92 | 12            | 18   | .400  | ---     | 7-8  | 2-6  | 3-4  | 6          | 10   | .375  | 7th               | 0   | 1    | Quarterfinals | Les Robinson   | ---                        |
| 1992-93 | 8             | 19   | .296  | ---     | 7-8  | 1-10 | 0-1  | 2          | 14   | .125  | t-8th             | 0   | 1    | First Round   | Les Robinson   | ---                        |
| 1993-94 | 11            | 19   | .367  | ---     | 8-7  | 2-8  | 1-4  | 5          | 11   | .313  | 9th               | 0   | 1    | First Round   | Les Robinson   | ---                        |
| 1994-95 | 12            | 15   | .444  | ---     | 11-6 | 1-8  | 0-1  | 4          | 12   | .250  | 8th               | 0   | 1    | First Round   | Les Robinson   | ---                        |
| 1995-96 | 15            | 16   | .484  | ---     | 9-6  | 3-7  | 3-3  | 3          | 13   | .188  | 9th               | 1   | 1    | Quarterfinals | Les Robinson   | ---                        |
| 1996-97 | 17            | 15   | .531  | ---     | 12-6 | 2-8  | 3-1  | 4          | 12   | .250  | 8th               | 3   | 1    | Finals        | Herb Sendek    | NIT Second Round (1-1)     |
| 1997-98 | 17            | 15   | .531  | ---     | 12-7 | 3-6  | 2-2  | 5          | 11   | .313  | 8th               | 2   | 1    | Quarterfinals | Herb Sendek    | NIT Second Round (1-1)     |
| 1998-99 | 19            | 14   | .576  | ---     | 15-4 | 1-8  | 3-2  | 6          | 10   | .375  | t-5th             | 1   | 1    | Semifinals    | Herb Sendek    | NIT Second Round (1-1)     |
| 1999-00 | 20            | 14   | .588  | ---     | 17-3 | 2-8  | 1-3  | 6          | 10   | .375  | t-6th             | 1   | 1    | Semifinals    | Herb Sendek    | NIT Semifinals (3-2)       |
| 2000-01 | 13            | 16   | .448  | ---     | 11-6 | 2-7  | 0-3  | 5          | 11   | .313  | 7th               | 0</ |      |               |                |                            |



NC STATE'S TOURNAMENT CHAMPIONSHIPS

- NCAA National (2) 1974, 1983
Final Four (3) 1950, 1974, 1983
Atlantic Coast Conference (10) 1954, 1955, 1956, 1959, 1965, 1970, 1973, 1974, 1983, 1987
Southern Conference (7) 1929, 1947, 1948, 1949, 1950, 1951, 1952
Dixie Classic (7) 1949, 1950, 1951, 1952, 1954, 1955, 1958
Big Four Tournament (3) 1970, 1972, 1973
ECAC Holiday Festival (2) 1980, 1989
Triangle Classic (2) 1966, 1968
Great Alaska Shootout (2) 1978, 1983
BCA Invitational (2) 2001, 2004
Glenn Wilkes Classic (1) 2009
Old Spice Classic Classic (1) 2007
Diet Pepsi Tournament of Champions (1) 1989
Rainbow Classic (1) 1987
Chaminade Classic (1) 1985
Gator Bowl (1) 1971
Sugar Bowl (1) 1973
Lafayette Cage Classic (1) 1969

Wake Forest H W 43 26
Wake Forest H L 20 34
Virginia A L 10 53
VMI H L 6 55

1913-14 5-8 overall

Coach: John Hegarty
Captains: Jeff Phillips
South Carolina H W 30 15
Elon H W 23 22
Charlotte YMCA H W 42 21
Elon A L 19 35
Roanoke\* H L 23 25
Wake Forest H L 15 24
Washington & Lee H L 15 48
Lynchburg YMCA A L 20 60
VMI H W 29 20
Trinity (Duke) H L 21 35
Wake Forest H L 22 29
Durham YMCA H W 33 27
Trinity (Duke) H L 25 33

1914-15 5-5 overall

Coach: H.S. Tucker
Captains: J.H. Mason
Atlantic Christian H W 64 21
Charlotte YMCA A L 24 26
Elon H L 22 29
Elon A L 11 24
Guilford H W 25 24
Trinity (Duke) H L 27 46
Trinity (Duke) H L 17 28
Virginia Tech H L 20 31
Virginia Tech H L 19 32

1915-16 7-6 overall

Coach: Chuck Sandborn
Captains: J.H. Mason
Charlotte YMCA H W 54 23
Davidson A L 23 24
Davidson H W 37 14
Duke A L 22 31
Duke H W 27 25
Durham YMCA H W 26 24
Elon H W 30 20
Guilford\* A W 44 38
Guilford H W 59 24
VMI H L 20 48
Virginia Tech A L 16 29
Virginia Med. College H W 57 20
Wake Forest H L 24 26
Wake Forest A L 23 34

1916-17 10-8 overall

Coach: Harry Hartsell
Captains: Ben Temple
Durham YMCA H W 35 20
Eastern Guilford H W 32 11
Guilford H W 39 24
Stetson H W 28 14
Davidson H W 32 26
Trinity (Duke) H L 24 32
Wake Forest H W 30 29
Virginia Tech H L 18 27
Elon H W 29 12
Washington & Lee A L 18 24
VMI A L 10 31
Catholic Univ. H L 21 25
Lynchburg YMCA H L 23 33
Trinity (Duke) H W 16 14
VMI H W 29 23
Elon H W 20 10
Trinity (Duke) (Forfeit) H L 0 2
Wake Forest H L 24 30

1917-18 12-2 overall

Coach: Harry Hartsell
Captains: Elbert F. Lewis
Durham YMCA H W 27 25
Trinity (Duke) H L 26 35
Guilford H W 35 17
Wake Forest H W 30 8
Trinity (Duke) H W 28 18
Elon H W 38 18
Wake Forest H W 20 17

1912-13 4-7 overall

Coach: Chuck Sandborn
Captains: Jeff Phillips
Elon NA W 25 20
North Carolina H W 26 18

Elon A W 24 13
Lynchburg Athletic Club A W 27 15
Washington & Lee A W 48 20
VMI A L 18 35
Wake Forest H W 31 17
South Carolina H W 32 12
Trinity (Duke) A W 15 10

1918-19 11-3 overall

Coach: Tal Stafford
Captains: Franklin Cline
Durham YMCA H W 24 22
Camp Polk H W 42 13
Wake Forest H W 29 16
Trinity (Duke) H W 28 18
Trinity (Duke) H L 19 22
Guilford H W 66 22
Wake Forest H L 20 29
Elon H W 20 16
Guilford H W 31 14
Greensboro YMCA H L 25 33
Greensboro YMCA H W 29 27
Wake Forest H W 26 17
Chatham (Va.) School H W 50 17
North Carolina H W 39 29

1919-20 11-5 overall

Coach: Richard Crozier
Captains: Franklin Cline
Durham YMCA H W 38 18
Trinity (Duke) A L 22 28
Elon H W 40 17
Davidson H W 30 10
Wake Forest H W 38 23
Guilford H W 44 25
Virginia Tech A L 17 42
Lynchburg A.C. H W 34 25
Washington & Lee A W 25 23
Guilford A W 33 25
Charlotte YMCA H L 33 42
Davidson A W 37 19
North Carolina A L 12 42
Wake Forest A W 30 18
North Carolina H W 32 21
Trinity (Duke) H L 24 25

1920-21 6-14 overall

Coach: Richard Crozier
Captains: John Ripple, Tommy Park, John Groomer
South Carolina H W 25 24
Trinity (Duke) H L 11 33
Guilford H L 25 32
Charlotte YMCA H L 17 37
Davidson H L 13 45
Florida H L 19 39
Guilford H L 18 25
Wake Forest H L 10 20
Elon H W 21 16
Davidson H W 29 28
North Carolina A L 10 62
Elon A L 13 20
Virginia Tech H L 12 42
Lynchburg Elks H L 34 35
VMI A L 20 45
Roanoke H L 15 24
Wofford H W 42 23
North Carolina H W 32 31
Wake Forest H W 20 10
Trinity (Duke) H L 26 34

1921-22 6-13 overall, 1-5 SC (11th)

Coach: Harry Hartsell
Captains: Tommy Park
South Carolina H W 19 14
Elon H W 34 31
Trinity (Duke) H L 19 22
Wake Forest H L 20 27
North Carolina H L 17 30
Lenoir-Rhyne A W 28 19
Elon A L 18 20
Guilford A W 34 28
Davidson A L 22 23
North Carolina A L 19 49
Davidson H L 21 25
Guilford H L 24 33
Virginia Tech A L 20 32
Washington & Lee H L 12 35
VMI A L 11 25
Elks' Club H W 25 24

Wake Forest H L 22 25
Washington & Lee H L 31 32
Trinity (Duke) A W 28 23

1922-23 5-8 overall, 1-2 SC (13th)

Coach: Harry Hartsell
Captains: Thomas Leeper
Raleigh YMCA H W 31 16
Elon H L 20 26
Wake Forest H L 20 27
Davidson H L 8 19
Elon A W 35 32
Camp Polk H W 30 18
Guilford H W 28 25
Davidson H W 26 22
Wake Forest H L 22 25
North Carolina H L 9 39
North Carolina A L 25 45
Trinity (Duke) H L 27 32
Trinity (Duke) H L 20 31

1923-24 7-16 overall, 2-4 SC (t-12th)

Coach: Richard Crozier
Captains: Red Johnson
Mercer H L 17 38
Fort Bragg H W 51 26
Durham Elks H L 20 40
Elon H L 30 34
Trinity (Duke) A L 23 35
Wofford H W 32 15
Furman H W 32 25
Elon H W 22 15
Georgia H L 24 49
Mercer H L 23 32
Florida H W 41 24
Stetson H W 23 16
Wake Forest H L 15 29
Davidson A L 13 24
Guilford A L 27 35
Elon A L 14 17
South Carolina\* A L 25 27
North Carolina A L 9 44
Davidson H W 39 33
North Carolina H L 24 41
Guilford H L 22 31
Trinity (Duke) H L 15 32
Wake Forest A L 17 25

GUS TEBELL ERA (79-36)

1924-25 11-7 overall, 1-4 SC (t-14th)

Coach: Gus Tebell
Captains: Red Johnson
Lynchburg A L 18 21
Hampden-Sydney A W 38 14
Richmond A W 22 14
Duke H W 29 22
Lynchburg H W 33 21
Elon H L 24 29
Wake Forest A W 30 18
Guilford A W 50 22
Wake Forest A W 26 25
Guilford H W 20 16
North Carolina H L 17 27
South Carolina H L 23 24
Georgia Tech H W 35 12-
North Carolina A L 10 29
Virginia H L 20 21
Elon H W 28 18

SC TOURNAMENT (Atlanta, GA)
Maryland N W 30 16
Tulane N L 24 41

1925-26 20-4 overall, 5-3 SC 9 (t-7th)

Coach: Gus Tebell
Captains: F.P. Pickens
Atlantic Christian H W 37 20
Durham YMCA H W 45 12
High Point A W 33 21
Lenoir-Rhyne A W 26 11
Davidson A W 33 24
Wake Forest A W 37 33
Clemson H W 43 23
Duke H W 28 27
Clemson H W 32 16

Georgia Tech A L 22 23
Georgia A L 25 26
Elon H W 29 25
Duke H W 32 24
North Carolina A L 21 31
Auburn H W 43 36
Wake Forest H W 27 18
Guilford H W 30 16
Georgia Tech H W 30 14
North Carolina H W 17 8
Davidson H W 35 19
Elon A W 27 18
Guilford\* H W 32 31

SC TOURNAMENT (Atlanta, GA)

Auburn N W 32 26
Mississippi N L 29 32

1926-27 12-5 overall, 5-2 SC (6th)

Coach: Gus Tebell
Captains: Gordon Gresham
Rocky Mount YMCA H W 38 16
Atlantic Christian H W 33 14
Lenoir-Rhyne H W 55 20
Wake Forest H L 18 20
Duke H W 36 22
Wake Forest H L 25 27
VMI A W 30 24
Washington & Lee A W 41 34
Virginia A W 19 13
North Carolina A L 20 40
Davidson H W 32 20
Virginia Tech H W 29 24
North Carolina H L 13 19
Duke H W 29 23
Maryland H W 38 23
Elon H W 33 19

SC TOURNAMENT (Atlanta, GA)

S Carolina N L 26 32

1927-28 10-8 overall, 3-6 SC (14th)

Coach: Gus Tebell
Captains: Jack McDowall
Atlantic Christian H W 38 22
High Point H W 46 20
Lenoir Rhyne H W 46 25
Wake Forest\* H W 41 39
Duke A L 32 29
Wake Forest H W 48 41
Georgia H L 38 31
South Carolina A W 48 22
South Carolina A L 38 30
North Carolina H L 31 21
Wake Forest H W 45 30
Maryland A L 36 24
Virginia A W 33 23
VMI A L 36 29
Washington & Lee A W 45 29
North Carolina A L 31 21
Duke H W 37 27

SC TOURNAMENT (Atlanta, GA)

Mississippi N L 40 35

1928-29 15-6 overall, 6-5 SC (11th) Southern Conference Champions

Coach: Gus Tebell
Captains: Henry Young
Furman H W 43 34
Lenoir-Rhyne H W 36 22
Wake Forest H W 27 20
South Carolina H W 48 15
North Carolina A L 32 41
Duke H W 40 26
Virginia H W 41 15
Georgia A L 37 45
Mercer A L 31 39
Florida A W 44 19
Florida A W 39 20
South Carolina A L 32 34
Duke A L 21 32
North Carolina H L 34 35
Wake Forest H W 44 12
VMI H W 42 32
Davidson H W 30 22

SC TOURNAMENT (Atlanta, GA)

Auburn N L 33 34

1932-33 11-8 overall, 6-3 SC (4th)

Coach: R.R. Sermon
Captains: George Nelms
Atlantic Christian H W 50 38
George Washington A L 29 34
Catholic University A L 23 26
Furman H W 34 14
Virginia Tech H W 46 18
North Carolina A L 23 32
Duke H L 29 36
Virginia Tech A W 45 25
Washington & Lee A W 39 37
VMI A W 39 24
Virginia A W 31 27

SC TOURNAMENT (Atlanta, GA)

Tennessee N W 48 32

Clemson N W 31 28
Georgia N W 34 32
Mississippi N W 44 35

1929-30 11-6 overall, 7-5 SC (11th)

Coach: Gus Tebell
Captains: John Johnson
Atlantic Christian H W 47 11
High Point H W 44 24
Wake Forest H W 38 10
Virginia Tech A W 31 17
Washington & Lee H L 28 39
VMI A W 29 22
Duke H L 31 35
North Carolina H L 25 27
Virginia A W 36 31
Maryland A W 28 26
Georgia H W 28 24
Duke H L 26 33
North Carolina A W 28 26
Maryland H L 19 21
Davidson H W 43 17
Virginia Tech H W 41 18

SC TOURNAMENT (Atlanta, GA)

Univ. of South N L 19 25

R.R. SERMON ERA (111-74)

1930-31 8-8 overall, 5-5 SC (11th)

Coach: R.R. Sermon
Captains: Game Captains
Villanova H W 32 21
Wake Forest H W 42 20
Davidson A L 19 26
Alabama A L 15 22
Alabama H L 17 23
Auburn\* H L 28 30
Georgia A L 20 26
Virginia Tech H W 22 18
Duke H W 24 19
North Carolina A L 16 22
North Carolina H W 23 20
Duke H W 26 23
Wake Forest H L 19 20
Davidson H W 30 23
VMI A W 25 13

SC TOURNAMENT (Atlanta, GA)

Kentucky N L 28 33

1931-32 10-6 overall, 6-4 SC (10th)

Coach: R.R. Sermon
Captains: Bud Rose
William & Mary H W 29 19
Virginia Tech H W 33 17
Wake Forest H W 19 14
Duke A L 18 28
North Carolina H W 19 18
VMI A W 31 22
Washington & Lee H L 15 20
Virginia A L 17 20
Virginia Tech A W 22 18
Davidson H W 27 26
Wake Forest H L 24 27
Duke H L 21 25
Washington & Lee H W 30 20
VMI H W 29 15
North Carolina A W 36 17

SC TOURNAMENT (Raleigh, NC)

North Carolina H L 28 30

1933-34 11-6 overall, 6-5 SC (5th)

Coach: R.R. Sermon
Captains: Bob McQuage
Clemson H W 36 27
Wake Forest H W 27 19
Davidson A W 32 29
Duke A L 29 33
Virginia H W 35 31
North Carolina H W 34 30
Virginia Tech H W 45 30
Washington & Lee H W 30 17
Wake Forest H W 33 19
Davidson H W 50 26
North Carolina A L 24 45
Virginia Tech A W 46 30
Washington & Lee H L 37 43
South Carolina H L 27 33
Duke A L 34 41

SC TOURNAMENT (Raleigh, NC)

South Carolina H W 43 24
Washington & Lee H L 28 32

1934-35 10-9 overall, 6-5 SC (6th)

Coach: R.R. Sermon
Captains: Ray Rex
Wofford H L 34 37
Wake Forest H W 52 26
Duke H W 28 25
Davidson A W 29 21
Furman A L 26 27
Clemson H L 21 44
South Carolina H L 25 42
Virginia Tech H W 29 17
North Carolina A L 27 32
Wake Forest H W 39 20
South Carolina H W 30 25
Virginia Tech A W 40 21
VMI A W 31 27
Washington & Lee A W 35 26
North Carolina H L 35 37
Davidson H L 28 39
Duke A L 28 35

SC TOURNAMENT (Raleigh, NC)

VMI H W 42 30
North Carolina H L 28 30

1935-36 15-4 overall, 10-3 SC (3rd)

Coach: R.R. Sermon
Captains: Charles Aycock
Clemson H W 47 34
Davidson H W 55 17
Virginia H W 40 28
North Carolina A L 35 37
South Carolina H W 54 31
Duke H W 36 33
Virginia Tech H W 44 28
Wake Forest H W 36 22
Wake Forest H W 26 24
Virginia Tech A W 46 44
Washington & Lee A L 23 34
VMI A W 52 34
Davidson H W 43 32
South Carolina A W 39 23
Clemson H W 27 21
Duke A W 32 29
North Carolina H L 29 31

SC TOURNAMENT (Raleigh, NC)

Clemson\* H W 32 31
North Carolina H L 28 36

Wake Forest H L 19 23
Davidson A W 39 16
South Carolina A L 25 49
Duke A W 40 28
Wake Forest H W 25 22
Davidson H W 35 20
North Carolina H L 28 35

SC TOURNAMENT (Raleigh, NC)

Washington & Lee H L 34 35

1933-34 11-6 overall, 6-5 SC (5th)

Coach: R.R. Sermon
Captains: Bob McQuage
Clemson H W 36 27
Wake Forest H W 27 19
Davidson A W 32 29
Duke A L 29 33
Virginia H W 35 31
North Carolina H W 34 30
Virginia Tech H W 45 30
Washington & Lee H W 30 17
Wake Forest H W 33 19
Davidson H W 50 26
North Carolina A L 24 45
Virginia Tech A W 46 30
Washington & Lee H L 37 43
South Carolina H L 27 33
Duke A L 34 41

SC TOURNAMENT (Raleigh, NC)

Maryland H W 42 35
Washington & Lee H L 23 34

1937-38 13-6 overall, 10-3 SC (2nd)

Coach: R.R. Sermon
Captains: Connie M. Berry
McCrory Eagles H L 38 50
Roanoke College H W 36 34
Georgia H W 24 21
Georgia Tech H L 30 35
Wofford H W 48 25
South Carolina A W 37 27
Clemson H W 33 31
Davidson H W 25 24
Wake Forest H W 45 44
North Carolina A L 31 39
Duke H L 29 40
Clemson H W 55 35
South Carolina H W 41 22
The Citadel H W 43 29
Wake Forest H W 45 41
Davidson H W 46 34
Duke A W 49 45
North Carolina H L 32 41

SC TOURNAMENT (Raleigh, NC)

South Carolina H W 43 24
Washington & Lee H L 28 32

1934-35 10-9 overall, 6-5 SC (6th)

Coach: R.R. Sermon
Captains: Ray Rex
Wofford H L 34 37
Wake Forest H W 52 26
Duke H W 28 25
Davidson A W 29 21
Furman A L 26 27
Clemson H L 21 44
South Carolina H L 25 42
Virginia Tech H W 29 17
North Carolina A L 27 32
Wake Forest H W 39 20
South Carolina H W 30 25
Virginia Tech A W 40 21
VMI A W 31 27
Washington & Lee A W 35 26
North Carolina H L 35 37
Davidson H L 28 39
Duke A L 28 35

SC TOURNAMENT (Raleigh, NC)

Duke H L 44 33

1938-39 10-7 overall, 7-6 SC (6th)

Coach: R.R. Sermon
Captains: P.G. Hill, Bill Mann
William & Mary H L 28 32
Florida A W 55 21
Florida A W 34 30
Stetson H W 25 16
Clemson H W 54 37
Wake Forest H L 26 46
Davidson H W 40 36
North Carolina H W 35 22
Duke A L 37 43
VMI H W 48 29
Maryland H W 46 40
Wake Forest H L 42 46
North Carolina A L 25 45
Duke H L 39 40
Virginia Tech H W 52 35

SC TOURNAMENT (Raleigh, NC)

Duke H W 40 39
The Citadel H W 40 38
Maryland H L 53 29

1939-40 8-11 overall, 5-10 SC (11th)

Coach: R.R. Sermon
Captains: James Sevier
Rocky Mount YMCA H W 41 36
Appalachian H L 25 39
Davidson H L 41 53
South Carolina A L 26 33
Clemson H L 31 66
Clemson H L 38 43
North Carolina A L 41 52
Maryland H L 36 43
Duke H L 27 57
Miami H W 46 35
William & Mary H W 36 29
Wake Forest H W 38 32

SC TOURNAMENT (Raleigh, NC)

Clemson\* H W 32 31
North Carolina H L 28 36

1936-37 15-9 overall, 14-7 SC (4th)

Coach: R.R. Sermon
Captains: Neil Dalrymple
William & Mary H W 49 21
South Carolina H W 40 36



|                |   |   |    |    |
|----------------|---|---|----|----|
| Davidson       | H | L | 40 | 27 |
| Wake Forest    | H | L | 23 | 61 |
| North Carolina | H | L | 36 | 60 |
| Duke           | A | L | 37 | 46 |
| South Carolina | H | W | 37 | 26 |
| Furman         | H | W | 32 | 31 |

**BOB WARREN ERA**

**(21-16)**

**1940-41**  
6-9 overall, 6-9 SC (11th)

Coach: Bob Warren  
Captains: Ray Smith

|                |   |   |    |    |
|----------------|---|---|----|----|
| Clemson        | H | L | 39 | 43 |
| Davidson       | H | W | 48 | 39 |
| Clemson        | H | W | 44 | 43 |
| North Carolina | H | L | 26 | 47 |
| Wake Forest    | H | L | 40 | 50 |
| Duke           | A | W | 39 | 38 |
| The Citadel    | H | L | 50 | 57 |
| Virginia Tech  | A | L | 35 | 54 |
| VMI            | A | L | 28 | 40 |
| Davidson       | H | W | 51 | 43 |
| North Carolina | A | L | 30 | 60 |
| Wake Forest    | H | W | 40 | 37 |
| Duke           | H | L | 37 | 44 |
| VMI            | H | W | 37 | 35 |
| South Carolina | H | L | 40 | 56 |

**1941-42**

**15-7 overall, 9-4 SC (4th)**

Coach: Bob Warren  
Captains: C.V. Strayhorn, J.C. Tabscot

|                       |   |   |    |    |
|-----------------------|---|---|----|----|
| McCrory Eagles        | H | W | 60 | 47 |
| McCrory Eagles        | H | W | 46 | 37 |
| Georgetown (Ky)       | H | L | 36 | 44 |
| Hanes Hosiery         | H | L | 45 | 54 |
| Hanes Hosiery         | H | W | 45 | 36 |
| Davidson              | H | W | 71 | 36 |
| Clemson               | H | W | 52 | 36 |
| North Carolina        | A | L | 28 | 41 |
| College of Charleston | A | W | 59 | 38 |
| The Citadel           | A | W | 41 | 23 |
| Davidson              | H | W | 60 | 43 |
| Duke                  | H | L | 28 | 40 |
| Wake Forest           | H | L | 43 | 44 |
| The Citadel           | H | W | 60 | 40 |
| North Carolina        | H | W | 32 | 30 |
| Duke                  | H | L | 48 | 53 |
| Wake Forest           | H | W | 44 | 38 |
| Virginia Tech         | H | W | 54 | 43 |
| South Carolina        | H | W | 64 | 54 |

**SC TOURNAMENT**

(Raleigh, NC)

|                |   |   |    |    |
|----------------|---|---|----|----|
| South Carolina | H | W | 56 | 43 |
| William & Mary | H | W | 53 | 52 |
| Duke           | H | L | 34 | 45 |

**LEROY JAY ERA**

**(28-45)**

**1942-43**

**7-9 overall, 7-5 SC (t-7th)**

Coach: Leroy Jay  
Captains: Bernie Mock

|                        |   |   |    |    |
|------------------------|---|---|----|----|
| Clemson                | H | W | 48 | 40 |
| Davidson               | H | L | 37 | 48 |
| Fort Bragg             | H | L | 39 | 51 |
| Carolina Pre-Flight    | H | L | 55 | 60 |
| North Carolina         | H | W | 47 | 36 |
| Virginia Tech          | H | W | 43 | 40 |
| Chapel Hill Pre-Flight | H | L | 37 | 38 |
| Duke                   | A | L | 47 | 60 |
| Clemson                | H | W | 69 | 34 |
| George Washington      | H | L | 40 | 46 |
| North Carolina         | A | L | 36 | 45 |
| Wake Forest            | H | W | 42 | 37 |
| Wake Forest            | H | W | 52 | 36 |
| Duke                   | H | L | 32 | 53 |
| Davidson               | H | W | 53 | 45 |

**SC TOURNAMENT**

(Raleigh, NC)

|          |   |   |    |    |
|----------|---|---|----|----|
| Davidson | H | L | 30 | 33 |
|----------|---|---|----|----|

**1943-44**

**5-13 overall, 2-5 SC (9th)**

Coach: Leroy Jay  
Captains: Game Captains

|                 |   |   |    |    |
|-----------------|---|---|----|----|
| Cherry Point    | H | L | 29 | 61 |
| Seymour Johnson | H | L | 33 | 53 |
| Camp Butler     | H | L | 38 | 43 |

|                 |   |   |    |    |
|-----------------|---|---|----|----|
| Fort Bragg      | A | L | 37 | 51 |
| North Carolina  | A | L | 24 | 52 |
| Camp Butler     | H | W | 43 | 42 |
| NC Pre-Flight   | H | L | 32 | 71 |
| North Carolina  | H | L | 27 | 42 |
| Catawba         | H | L | 36 | 48 |
| Duke            | H | L | 36 | 60 |
| N.C. Pre-Flight | H | L | 31 | 46 |
| Catawba         | H | W | 42 | 22 |
| Davidson        | H | W | 42 | 33 |
| Davidson        | H | L | 27 | 41 |
| Duke            | A | L | 32 | 53 |
| Davidson        | H | W | 54 | 31 |

**SC TOURNAMENT**

(Raleigh, NC)

|          |   |   |    |    |
|----------|---|---|----|----|
| Maryland | H | L | 42 | 23 |
| Duke     | H | L | 40 | 32 |

**1944-45**

**10-11 overall, 7-5 SC (6th)**

Coach: Leroy Jay  
Captains: Game Captains

|                 |   |   |    |            |
|-----------------|---|---|----|------------|
| Jamesville      | H | W | 35 | 23         |
| Camp Butler     | H | L | 33 | 58         |
| Fort Bragg      | H | L | 27 | 39 Seymour |
| Johnston        | H | L | 23 | 39         |
| Navy Pre-Flight | H | L | 34 | 51         |
| Maryland        | H | W | 46 | 32         |
| William & Mary  | H | W | 54 | 37         |
| Catawba         | H | L | 31 | 35         |
| Davidson        | H | W | 44 | 31         |
| Seymour Johnson | H | W | 48 | 35         |
| William & Mary  | H | L | 28 | 33         |
| Maryland        | A | W | 57 | 42         |
| North Carolina  | A | L | 46 | 61         |
| Duke            | A | L | 38 | 48         |
| Wake Forest     | H | W | 57 | 37         |
| Catawba         | H | W | 36 | 32         |
| Davidson        | H | W | 55 | 25         |
| North Carolina  | H | L | 35 | 43         |
| Wake Forest     | H | W | 46 | 38         |
| Duke            | H | L | 40 | 47         |

**SC TOURNAMENT**

(Raleigh, NC)

|                |   |   |    |    |
|----------------|---|---|----|----|
| North Carolina | H | L | 55 | 28 |
|----------------|---|---|----|----|

**1945-46**

**6-12 overall, 5-7 SC (t-9th)**

Coach: Leroy Jay  
Captains: Game Captains

|                |   |   |    |    |
|----------------|---|---|----|----|
| Hanes Hosiery  | H | W | 60 | 59 |
| Maryland       | H | L | 39 | 47 |
| Clemson        | A | W | 48 | 43 |
| Davidson       | H | W | 44 | 41 |
| Duke           | H | L | 34 | 46 |
| McCrory Eagles | H | L | 29 | 54 |
| Virginia       | A | L | 29 | 53 |
| Maryland       | A | L | 33 | 37 |
| North Carolina | A | L | 34 | 71 |
| Little Creek   | H | L | 43 | 65 |
| Wright Field   | H | L | 43 | 65 |
| Duke           | A | L | 33 | 56 |
| Wake Forest    | H | W | 34 | 30 |
| North Carolina | H | L | 44 | 55 |
| Clemson        | H | W | 51 | 46 |

**SC TOURNAMENT**

(Raleigh, NC)

|             |   |   |    |    |
|-------------|---|---|----|----|
| Wake Forest | H | L | 27 | 47 |
| Davidson    | H | W | 49 | 42 |

**SC TOURNAMENT**

(Raleigh, NC)

|       |   |   |    |    |
|-------|---|---|----|----|
| Duke* | H | L | 38 | 44 |
|-------|---|---|----|----|

**EVERETT CASE ERA**

**(377-134)**

**1946-47**

**26-5 overall, 11-2 SC (1st)**

Coach: Everett Case  
Captains: Leo Katkaveck

|                             |    |   |    |    |
|-----------------------------|----|---|----|----|
| D3 Cherry Point Marines     | H  | W | 63 | 28 |
| D6 McCrory Eagles           | N1 | W | 59 | 50 |
| D7 Cherry Point Marines     | A  | L | 46 | 50 |
| D10 Hanes Hosiery           | H  | W | 75 | 40 |
| D20 Tulane                  | N2 | W | 54 | 44 |
| D21 Anderson (Ind.) College | A  | W | 68 | 65 |
| D28 Franklin (Ind.) College | N3 | W | 69 | 50 |
| D30 Holy Cross              | N2 | W | 58 | 42 |
| J1 Akron                    | A  | W | 53 | 40 |
| Seymour Johnson             | H  | L | 33 | 53 |
| Camp Butler                 | H  | L | 38 | 43 |

**SC TOURNAMENT**

(Raleigh, NC)

|          |   |   |    |    |
|----------|---|---|----|----|
| Davidson | H | L | 30 | 33 |
|----------|---|---|----|----|

|                        |   |   |    |    |
|------------------------|---|---|----|----|
| J10 Davidson           | A | W | 53 | 48 |
| J11 Clemson            | A | W | 86 | 54 |
| J15 Clemson            | H | W | 69 | 21 |
| J18 Duke               | A | L | 53 | 60 |
| J25 Wake Forest        | H | W | 65 | 48 |
| J28 Furman             | H | W | 53 | 33 |
| Duke                   | A | W | 48 | 46 |
| F1 North Carolina*     | A | W | 45 | 33 |
| F4 William & Mary      | H | W | 45 | 33 |
| F6 New York University | H | W | 47 | 43 |
| F7 Furman              | A | W | 71 | 51 |
| F10 The Citadel        | H | W | 75 | 35 |
| F14 Wake Forest        | A | L | 39 | 44 |
| F18 Duke               | H | W | 83 | 57 |
| F22 Davidson           | H | W | 65 | 56 |

**SC TOURNAMENT**

(Durham, NC)

|                      |   |   |    |    |
|----------------------|---|---|----|----|
| M6 Maryland          | N | W | 55 | 43 |
| M7 George Washington | N | W | 70 | 47 |
| M8 N Carolina        | N | W | 50 | 48 |

**SC TOURNAMENT**

(Durham, NC)

|                      |   |   |    |    |
|----------------------|---|---|----|----|
| M6 Maryland          | N | W | 55 | 43 |
| M7 George Washington | N | W | 70 | 47 |
| M8 N Carolina        | N | W | 50 | 48 |

**NIT**

(New York, NY)

|               |   |   |    |    |
|---------------|---|---|----|----|
| St John's     | N | W | 61 | 55 |
| Kentucky      | N | L | 42 | 60 |
| West Virginia | N | W | 64 | 52 |

(N1) Asheville, N.C.  
(N2) Indianapolis, Ind.  
(N3) Shelbyville, Ind.

**1947-48**

**29-3 overall, 12-0 SC (1st)**

**Southern Conference RS & Tournament Champions**

Coach: Everett Case  
Captains: Leo Katkaveck

|                        |    |   |     |    |
|------------------------|----|---|-----|----|
| Chatham Blanketeers    | H  | W | 79  | 38 |
| Fort Bragg (82nd AB)   | H  | W | 79  | 43 |
| D2 Hanes Hosiery       | A  | W | 77  | 56 |
| D4 Catawba             | H  | W | 68  | 41 |
| D6 High Point          | A  | W | 78  | 42 |
| D8 Chatham Blanketeers | H  | W | 100 | 35 |
| D10 Hanes Hosiery      | H  | W | 62  | 48 |
| Fort Bragg (82nd AB)   | H  | W | 85  | 40 |
| D18 West Virginia      | A  | L | 64  | 68 |
| D20 St John's          | A  | W | 76  | 56 |
| D27 Cincinnati         | A  | W | 65  | 54 |
| D30 Holy Cross*        | N1 | L | 51  | 56 |
| J5 George Washington   | N2 | W | 72  | 39 |
| J9 Davidson            | N2 | W | 72  | 39 |
| J10 Furman             | A  | W | 95  | 49 |
| J13 McCrory Eagles     | H  | W | 93  | 45 |
| J23 High Point         | H  | W | 110 | 50 |
| J26 Hampden-Sydney     | A  | W | 98  | 36 |
| J28 Furman             | H  | W | 73  | 34 |
| Duke                   | A  | W | 72  | 43 |
| J31 Wake Forest        | A  | W | 72  | 43 |
| F3 North Carolina      | H  | W | 81  | 42 |
| F7 Georgetown          | H  | W | 87  | 46 |
| F14 Duke               | A  | W | 44  | 43 |
| F17 Davidson           | H  | W | 89  | 52 |
| F19 Duke               | H  | W | 70  | 37 |
| F21 North Carolina     | A  | W | 69  | 45 |
| F25 VMI                | A  | W | 90  | 47 |
| F28 Wake Forest        | H  | W | 65  | 54 |

**SC TOURNAMENT**

(Durham, NC)

|                  |   |   |    |    |
|------------------|---|---|----|----|
| William and Mary | H | W | 73 | 52 |
| North Carolina   | H | W | 55 | 50 |
| Duke             | A | W | 58 | 50 |

**NIT**

(New York, NY)

|        |   |   |    |    |
|--------|---|---|----|----|
| DePaul | N | L | 64 | 75 |
|--------|---|---|----|----|

**1948-49**

**25-8 overall, 14-1 SC (1st)**

**Southern Conference RS & Tournament Champions**

Coach: Everett Case  
Captains: Vic Bubas, Warren Cartier

|                      |    |   |    |    |
|----------------------|----|---|----|----|
| N30 Hanes Hosiery    | A  | L | 38 | 49 |
| D3 Hanes Hosiery     | H  | W | 53 | 47 |
| D6 George Washington | H  | W | 66 | 37 |
| D10 West Virginia    | H  | W | 56 | 36 |
| D17 Pittsburgh       | N1 | W | 77 | 42 |
| D20 Nevada-Reno      | A  | W | 49 | 48 |
| D21 Nevada-Reno      | A  | W | 70 | 51 |
| D23 San Francisco    | A  | L | 47 | 54 |

**SC TOURNAMENT**

(Durham, NC)

|                |   |   |    |    |
|----------------|---|---|----|----|
| Wake Forest    | H | W | 73 | 52 |
| North Carolina | H | W | 55 | 50 |
| Duke           | A | W | 58 | 50 |

**NIT**

(New York, NY)

|        |   |   |    |    |
|--------|---|---|----|----|
| DePaul | N | L | 64 | 75 |
|--------|---|---|----|----|

**NCAA TOURNAMENT**

(New York, NY)

|                        |   |   |    |    |
|------------------------|---|---|----|----|
| M24 Holy Cross         | N | W | 87 | 74 |
| M25 City College of NY | N | L | 73 | 78 |
| M28 Baylor             | N | W | 53 | 41 |

(N1) Charlotte, N.C.

**1950-51**

**30-7 overall, 13-1 SC (1st)**

**Southern Conference RS & Tournament Champions**

Coach: Everett Case  
Captains: Sammy Ranzino

|                      |   |   |     |    |
|----------------------|---|---|-----|----|
| N28 Furman           | H | W | 102 | 41 |
| D2 Loyola (Md)       | H | W | 71  | 53 |
| D5 Davidson          | H | W | 87  | 53 |
| D7 George Washington | H | W | 86  | 71 |
| D14 Eastern Kentucky | H | W | 65  | 64 |
| D16 Temple           | A | W | 83  | 62 |
| D18 Michigan         | H | W | 65  | 62 |

**Los Angeles Tournament**

|                  |    |   |    |    |
|------------------|----|---|----|----|
| D28 Wyoming      | N2 | L | 39 | 41 |
| D31 Loyola of LA | N2 | L | 59 | 61 |

|                           |    |   |    |    |
|---------------------------|----|---|----|----|
| J4 Canisius               | N3 | W | 76 | 60 |
| J6 Long Island            | A  | L | 61 | 65 |
| J8 Villanova              | A  | L | 59 | 62 |
| J11 Davidson              | N4 | W | 64 | 47 |
| J12 Louisville            | H  | L | 71 | 72 |
| J15 Duke                  | A  | W | 53 | 52 |
| J18 Furman                | A  | W | 81 | 57 |
| J22 North Carolina        | H  | W | 67 | 36 |
| J25 Quantico (15,NR)      | H  | W | 64 | 40 |
| J28 Richmond (15,NR)      | A  | W | 77 | 56 |
| J29 G. Washington (15,NR) | A  | W | 60 | 59 |
| F2 Wake Forest (17,NR)    | A  | L | 49 | 52 |
| F5 William & Mary (17,NR) | A  | W | 66 | 52 |
| F8 Wake Forest            | H  | W | 82 | 39 |
| F11 Duke                  | H  |   |    |    |

D16 Villanova N1 L 56 68
D19 Georgia Tech A L 53 80
Dixie Classic
D28 Dayton H L 32 36
D29 Holy Cross H L 61 63
D30 Minnesota H W 67 48
D31 Virginia A L 48 53
D32 Duke A L 34 47
D33 North Carolina (NR,16) A L 51 62
D34 Wake Forest (NR,13) H W 51 45
D35 Maryland A L 53 63
D36 Eastern Kentucky H W 58 50
D37 Clemson H W 90 69
D38 Virginia H W 87 53
D39 Duke H W 63 53
D40 Maryland H W 48 46
D41 North Carolina (NR,19) H L 62 66

North-South Doubleheader
F19 South Carolina N2 L 52 61
F20 Clemson N2 L 43 45
F26 LaSalle H W 80 65
ACC TOURNAMENT (Raleigh, NC)
M3 Maryland H W 74 58
M4 Wake Forest (NR,18) H L 66 71
(N1) Greensboro, N.C.
(N2) Charlotte, N.C.

1960-61
16-9 overall, 8-6 ACC (4th)
Coach: Everett Case
Captains: Stan Nierviwerowski
N1 Southern Illinois H W 88 69
N3 George Washington H W 88 68
N6 Clemson A W 70 67
N10 The Citadel H W 88 71
N14 Wake Forest H L 68 67
N17 Georgia Tech H W 82 76
N21 LaSalle A W 71 68

Dixie Classic
D29 Villanova (10, NR) H L 63 72
D30 Maryland (10, NR) H W 75 67
D31 Wake Forest (10, NR) H W 99 91
D32 Virginia N1 W 94 71
D33 Duke (NR,8) A L 67 81
D34 Wake Forest A L 66 76
D35 North Carolina (NR,6) H L 66 97
D36 Maryland A L 57 75
D37 South Carolina H W 106 79
D38 Virginia N2 W 91 88
D39 West Virginia A L 78 56
D40 Duke (NR,3) H W 61 59
D41 Maryland H W 83 66
D42 North Carolina (NR,7) A L 56 62

North-South Doubleheader
F17 Clemson N3 W 63 53
F18 South Carolina N3 W 69 54
F23 Villanova H W 78 65
ACC TOURNAMENT (Raleigh, NC)
M2 South Carolina H L 78 80
(N1) Portsmouth, Va.
(N2) Greensboro, N.C.
(N3) Charlotte, N.C.

1961-62
11-6 overall, 10-4 ACC (3rd)
Coach: Everett Case
Captains: Russ Marvel
D2 Tennessee H W 71 64
D5 Wake Forest (NR,3) A L 65 77
D12 Maryland\* A W 73 68
D6 Duke (NR,8) A W 61 60
D13 South Carolina A L 56 62
D17 North Carolina A L 56 66
D20 Maryland H W 68 61
D27 Clemson H W 80 64
D30 Virginia H W 99 72
D33 West Virginia\* N1 L 81 82
D36 Duke (NR,5) H W 71 55
D37 Virginia A W 88 68
D41 North Carolina H W 85 57

North-South Doubleheader
F16 South Carolina N2 W 63 53
F17 Clemson N2 W 69 54
F21 Wake Forest H L 62 69
ACC TOURNAMENT (Raleigh, NC)
M1 Clemson H L 46 67
(N1) Greensboro, N.C.
(N2) Charlotte, N.C.

1962-63
10-11 overall, 5-9 ACC (t-4th)
Coach: Everett Case
Captains: Jon Speaks, Ken Rohloff
D3 Clemson A W 56 55
D8 Wake Forest H L 58 66
D11 Maryland\* A W 76 74
D15 George Washington H W 87 48
D19 Georgia Tech A L 71 84
D22 Cornell H W 69 63
D25 Duke (NR,7) A L 52 78
D29 Virginia A L 69 78
D32 South Carolina H W 71 63
D35 North Carolina\* A L 65 67
D39 Maryland H W 79 59
D42 The Citadel H W 82 65
D45 Wake Forest A L 70 79
D48 Virginia H L 75 84
D49 Duke (NR,6) H L 55 56
D52 North Carolina H L 63 68
North-South Doubleheader
F15 Clemson H W 61 52
F16 South Carolina\*\* N1 L 43 45
F23 VMI H W 88 72
ACC TOURNAMENT (Raleigh, NC)
F28 Clemson H W 79 78
M1 Duke (NR,2) H L 65 82

1962-63
10-11 overall, 5-9 ACC (t-4th)
Coach: Everett Case
Captains: Jon Speaks, Ken Rohloff
D3 Clemson A W 56 55
D8 Wake Forest H L 58 66
D11 Maryland\* A W 76 74
D15 George Washington H W 87 48
D19 Georgia Tech A L 71 84
D22 Cornell H W 69 63
D25 Duke (NR,7) A L 52 78
D29 Virginia A L 69 78
D32 South Carolina H W 71 63
D35 North Carolina\* A L 65 67
D39 Maryland H W 79 59
D42 The Citadel H W 82 65
D45 Wake Forest A L 70 79
D48 Virginia H L 75 84
D49 Duke (NR,6) H L 55 56
D52 North Carolina H L 63 68
North-South Doubleheader
F15 Clemson H W 61 52
F16 South Carolina\*\* N1 L 43 45
F23 VMI H W 88 72
ACC TOURNAMENT (Raleigh, NC)
F28 Clemson H W 79 78
M1 Duke (NR,2) H L 65 82

1963-64
8-11 overall, 4-10 ACC (t-7th)
Coach: Everett Case
Captains: Pete Auksel
N30 VMI H W 69 57
N2 Penn State H W 64 60
D7 Wake Forest\* H W 56 53
D10 Maryland A L 62 72
D14 Mercer H W 73 48
D18 Tulane A W 104 88
D4 Duke (NR,9) A L 70 91
D8 Virginia A L 53 63
D11 South Carolina A L 44 51
D15 North Carolina A L 71 79
D18 Maryland H W 66 65
F1 Virginia A L 48 50
F5 Duke (NR,7) H L 48 66
F8 Clemson H L 55 66

North-South Doubleheader
F14 South Carolina\* N1 L 52 61
F15 Clemson\* N1 W 45 43
F22 North Carolina H W 51 49
F29 Wake Forest A L 55 71
ACC TOURNAMENT (Raleigh, NC)
M5 Duke (NR,4) H L 44 75
(N1) Charlotte, N.C.

1964-65
21-5 overall, 10-4 ACC (t-2nd)
ACC Tournament Champions
Coach: Press Maravich
Captains: Larry Lakin, Pete Coker, Tommy Mattocks
D1 Furman H W 73 60
D5 Wake Forest A L 80 86
D8 Maryland A W 63 62
D11 Southern Calif. N1 W 67 59
D12 Southern Calif. H W 78 69
D17 Fordham A W 65 64
D22 Yale H W 91 66
D4 South Carolina H W 68 49
D6 Virginia A W 73 67
D13 North Carolina A W 65 62
D16 Maryland H W 73 67
D25 Centenary H W 79 64
D30 Virginia H W 92 69
D33 Duke (NR,6) H L 74 84

ACC TOURNAMENT (Raleigh, NC)
M5 Duke (NR,4) H L 44 75
(N1) Charlotte, N.C.

1964-65
21-5 overall, 10-4 ACC (t-2nd)
ACC Tournament Champions
Coach: Press Maravich
Captains: Larry Lakin, Pete Coker, Tommy Mattocks
D1 Furman H W 73 60
D5 Wake Forest A L 80 86
D8 Maryland A W 63 62
D11 Southern Calif. N1 W 67 59
D12 Southern Calif. H W 78 69
D17 Fordham A W 65 64
D22 Yale H W 91 66
D4 South Carolina H W 68 49
D6 Virginia A W 73 67
D13 North Carolina A W 65 62
D16 Maryland H W 73 67
D25 Centenary H W 79 64
D30 Virginia H W 92 69
D33 Duke (NR,6) H L 74 84

ACC TOURNAMENT (Raleigh, NC)
M5 Duke (NR,4) H L 44 75
(N1) Charlotte, N.C.

1966-67
7-19 overall, 2-12 ACC (8th)
Coach: Norm Sloan
Captains: Game Captains
D1 VMI H W 67 58
D3 Wake Forest H L 67 87
D7 Maryland H L 38 54
D10 Tulane H W 85 58
D16 Loyola (LA) A L 53 60
D17 Southern Calif. A L 55 71
D21 Utah A L 76 86

PRESS MARAVICH ERA (38-13)

1962-63
10-11 overall, 5-9 ACC (t-4th)
Coach: Press Maravich
Captains: Tommy Mattocks, Pete Coker
D1 Georgia H W 92 76
D7 Maryland A L 48 59
D14 Virginia A W 98 87
D18 Georgia A W 78 71
D20 Georgia Tech A W 93 69
D27 Penn State H L 69 70
D30 West Virginia H W 94 77
D31 Utah H L 72 85
D35 South Carolina A W 55 54
D38 Virginia H W 86 69
D41 North Carolina A L 75 83
D45 Maryland\* H W 60 58
D48 Tennessee A L 54 65
D49 Duke (NR,1) A L 77 84
D52 Fordham H W 83 77
D55 Clemson H W 76 58
D58 Duke (NR,2) H L 74 78
D62 Georgia Tech H W 102 93
D65 North Carolina H W 87 77

North-South Doubleheader
F18 South Carolina N1 W 68 63
F19 Furman\* N1 L 74 76
F21 Clemson\* H W 130 77
W Forest A W 101 75
F26 W Forest H W 121 100
ACC TOURNAMENT (Raleigh, NC)
M3 Virginia H W 86 77
M4 South Carolina H W 75 62
M5 Duke (NR,3) H L 66 71
(N1) Charlotte, N.C.

1963-64
8-11 overall, 4-10 ACC (t-7th)
Coach: Press Maravich
Captains: Pete Auksel
N30 VMI H W 69 57
N2 Penn State H W 64 60
D7 Wake Forest\* H W 56 53
D10 Maryland A L 62 72
D14 Mercer H W 73 48
D18 Tulane A W 104 88
D4 Duke (NR,9) A L 70 91
D8 Virginia A L 53 63
D11 South Carolina A L 44 51
D15 North Carolina A L 71 79
D18 Maryland H W 66 65
F1 Virginia A L 48 50
F5 Duke (NR,7) H L 48 66
F8 Clemson H L 55 66

ACC TOURNAMENT (Raleigh, NC)
M5 Duke (NR,4) H L 44 75
(N1) Charlotte, N.C.

1966-67
7-19 overall, 2-12 ACC (8th)
Coach: Norm Sloan
Captains: Game Captains
D1 VMI H W 67 58
D3 Wake Forest H L 67 87
D7 Maryland H L 38 54
D10 Tulane H W 85 58
D16 Loyola (LA) A L 53 60
D17 Southern Calif. A L 55 71
D21 Utah A L 76 86

1967-68
16-10 overall, 9-5 ACC (t-3rd)
Coach: Norm Sloan
Captains: Eddie Biedenbach, Bill Kretzer
D2 Wake Forest A W 79 63
D6 Maryland A W 75 62

1968-69
15-10 overall, 8-6 ACC (t-3rd)
Coach: Norm Sloan
Captains: Dick Braucher, Joe Serdich
D2 Atlantic Christian H W 82 75
D5 New York University A W 61 49
D14 Indiana A L 62 77
Vanderbilt Tournament
D20 Kansas State N1 L 54 66
D21 Rice N1 W 69 58
Triangle Classic
D27 Navy H W 86 49
D28 Wake Forest H W 69 67
D30 Vanderbilt N2 L 65 59
D33 Virginia N2 W 95 80
D4 Maryland N2 W 85 69
D8 North Carolina (NR,2) A L 63 83
D11 Wake Forest H L 79 88
D18 Jacksonville H W 76 72
D25 Duke A W 77 74
D28 The Citadel A W 84 65
D31 Clemson A L 77 78
D34 Maryland A W 86 81
D38 Virginia H W 66 62
D41 North Carolina (NR,2) H L 62 85

ACC TOURNAMENT (Raleigh, NC)
M6 Wake Forest H L 81 73
(N1) Nashville, Tenn.
(N2) Greensboro, N.C.
(N3) Charlotte, N.C.

NORM SLOAN ERA (266-127)

1968-69
15-10 overall, 8-6 ACC (t-3rd)
Coach: Norm Sloan
Captains: Dick Braucher, Joe Serdich
D2 Atlantic Christian H W 82 75
D5 New York University A W 61 49
D14 Indiana A L 62 77
Vanderbilt Tournament
D20 Kansas State N1 L 54 66
D21 Rice N1 W 69 58
Triangle Classic
D27 Navy H W 86 49
D28 Wake Forest H W 69 67
D30 Vanderbilt N2 L 65 59
D33 Virginia N2 W 95 80
D4 Maryland N2 W 85 69
D8 North Carolina (NR,2) A L 63 83
D11 Wake Forest H L 79 88
D18 Jacksonville H W 76 72
D25 Duke A W 77 74
D28 The Citadel A W 84 65
D31 Clemson A L 77 78
D34 Maryland A W 86 81
D38 Virginia H W 66 62
D41 North Carolina (NR,2) H L 62 85

ACC TOURNAMENT (Raleigh, NC)
M6 Wake Forest H L 81 73
(N1) Nashville, Tenn.
(N2) Greensboro, N.C.
(N3) Charlotte, N.C.

1969-70
23-7 overall, 9-5 ACC (t-2nd)
ACC Tournament Champions
Coach: Norm Sloan
Captains: Vann Williford, Rich Anheuser
D1 William and Mary A W 93 84
D6 The Citadel H W 105 59
D8 Atlantic Christian H W 139 78
D13 Virginia Tech A W 78 63
D17 Auburn H W 76 69
D22 Vanderbilt A W 76 70

ACC TOURNAMENT (Raleigh, NC)
M6 Wake Forest H L 81 73
(N1) Nashville, Tenn.
(N2) Greensboro, N.C.
(N3) Charlotte, N.C.

1969-70
23-7 overall, 9-5 ACC (t-2nd)
ACC Tournament Champions
Coach: Norm Sloan
Captains: Vann Williford, Rich Anheuser
D1 William and Mary A W 93 84
D6 The Citadel H W 105 59
D8 Atlantic Christian H W 139 78
D13 Virginia Tech A W 78 63
D17 Auburn H W 76 69
D22 Vanderbilt A W 76 70

ACC TOURNAMENT (Raleigh, NC)
M6 Wake Forest H L 81 73
(N1) Nashville, Tenn.
(N2) Greensboro, N.C.
(N3) Charlotte, N.C.

1971-72
16-10 overall, 6-6 ACC (t-4th)
Coach: Norm Sloan
Captains: Paul Coder
D1 Atlantic Christian H W 113 75
D4 Georgia H W 92 81
D6 West Virginia A L 75 87
D10 Purdue (20, NR) H W 84 71
Big Four Tournament
D17 Duke N1 W 67 62
D18 North Carolina (NR,4) N1 L 68 99
D21 Davidson H W 79 67

ACC TOURNAMENT (Raleigh, NC)
M6 Wake Forest H L 81 73
(N1) Nashville, Tenn.
(N2) Greensboro, N.C.
(N3) Charlotte, N.C.

NORM SLOAN ERA (266-127)

1971-72
16-10 overall, 6-6 ACC (t-4th)
Coach: Norm Sloan
Captains: Paul Coder
D1 Atlantic Christian H W 113 75
D4 Georgia H W 92 81
D6 West Virginia A L 75 87
D10 Purdue (20, NR) H W 84 71
Big Four Tournament
D17 Duke N1 W 67 62
D18 North Carolina (NR,4) N1 L 68 99
D21 Davidson H W 79 67

ACC TOURNAMENT (Raleigh, NC)
M6 Wake Forest H L 81 73
(N1) Nashville, Tenn.
(N2) Greensboro, N.C.
(N3) Charlotte, N.C.

1971-72
16-10 overall, 6-6 ACC (t-4th)
Coach: Norm Sloan
Captains: Paul Coder
D1 Atlantic Christian H W 113 75
D4 Georgia H W 92 81
D6 West Virginia A L 75 87
D10 Purdue (20, NR) H W 84 71
Big Four Tournament
D17 Duke N1 W 67 62
D18 North Carolina (NR,4) N1 L 68 99
D21 Davidson H W 79 67

ACC TOURNAMENT (Raleigh, NC)
M6 Wake Forest H L 81 73
(N1) Nashville, Tenn.
(N2) Greensboro, N.C.
(N3) Charlotte, N.C.

1971-72
16-10 overall, 6-6 ACC (t-4th)
Coach: Norm Sloan
Captains: Paul Coder
D1 Atlantic Christian H W 113 75
D4 Georgia H W 92 81
D6 West Virginia A L 75 87
D10 Purdue (20, NR) H W 84 71
Big Four Tournament
D17 Duke N1 W 67 62
D18 North Carolina (NR,4) N1 L 68 99
D21 Davidson H W 79 67

ACC TOURNAMENT (Raleigh, NC)
M6 Wake Forest H L 81 73
(N1) Nashville, Tenn.
(N2) Greensboro, N.C.
(N3) Charlotte, N.C.

1971-72
16-10 overall, 6-6 ACC (t-4th)
Coach: Norm Sloan
Captains: Paul Coder
D1 Atlantic Christian H W 113 75
D4 Georgia H W 92 81
D6 West Virginia A L 75 87
D10 Purdue (20, NR) H W 84 71
Big Four Tournament
D17 Duke N1 W 67 62
D18 North Carolina (NR,4) N1 L 68 99
D21 Davidson H W 79 67

ACC TOURNAMENT (Raleigh, NC)
M6 Wake Forest H L 81 73
(N1) Nashville, Tenn.
(N2) Greensboro, N.C.
(N3) Charlotte, N.C.

NORM SLOAN ERA (266-127)

1971-72
16-10 overall, 6-6 ACC (t-4th)
Coach: Norm Sloan
Captains: Paul Coder
D1 Atlantic Christian H W 113 75
D4 Georgia H W 92 81
D6 West Virginia A L 75 87
D10 Purdue (20, NR) H W 84 71
Big Four Tournament
D17 Duke N1 W 67 62
D18 North Carolina (NR,4) N1 L 68 99
D21 Davidson H W 79 67

ACC TOURNAMENT (Raleigh, NC)
M6 Wake Forest H L 81 73
(N1) Nashville, Tenn.
(N2) Greensboro, N.C.
(N3) Charlotte, N.C.

1971-72
16-10 overall, 6-6 ACC (t-4th)
Coach: Norm Sloan
Captains: Paul Coder
D1 Atlantic Christian H W 113 75
D4 Georgia H W 92 81
D6 West Virginia A L 75 87
D10 Purdue (20, NR) H W 84 71
Big Four Tournament
D17 Duke N1 W 67 62
D18 North Carolina (NR,4) N1 L 68 99
D21 Davidson H W 79 67

ACC TOURNAMENT (Raleigh, NC)
M6 Wake Forest H L 81 73
(N1) Nashville, Tenn.
(N2) Greensboro, N.C.
(N3) Charlotte, N.C.

1971-72
16-10 overall, 6-6 ACC (t-4th)
Coach: Norm Sloan
Captains: Paul Coder
D1 Atlantic Christian H W 113 75
D4 Georgia H W 92 81
D6 West Virginia A L 75 87
D10 Purdue (20, NR) H W 84 71
Big Four Tournament
D17 Duke N1 W 67 62
D18 North Carolina (NR,4) N1 L 68 99
D21 Davidson H W 79 67

ACC TOURNAMENT (Raleigh, NC)
M6 Wake Forest H L 81 73
(N1) Nashville, Tenn.
(N2) Greensboro, N.C.
(N3) Charlotte, N.C.

1971-72
16-10 overall, 6-6 ACC (t-4th)
Coach: Norm Sloan
Captains: Paul Coder
D1 Atlantic Christian H W 113 75
D4 Georgia H W 92 81
D6 West Virginia A L 75 87
D10 Purdue (20, NR) H W 84 71
Big Four Tournament
D17 Duke N1 W 67 62
D18 North Carolina (NR,4) N1 L 68 99
D21 Davidson H W 79 67

ACC TOURNAMENT (Raleigh, NC)
M6 Wake Forest H L 81 73
(N1) Nashville, Tenn.
(N2) Greensboro, N.C.
(N3) Charlotte, N.C.

NORM SLOAN ERA (266-127)

1972-73
27-0 overall, 12-0 ACC (1st)
ACC Tournament Champions
Coach: Norm Sloan
Captains: Game Captains
N27 Appalachian State (8, NR) H W 130 53
D1 Atlantic Christian (8, NR) H W 110 40
D4 Georgia Southern (8, NR) H W 144 100
D8 South Florida (6, NR) H W 125 88
Big Four Tournament
D15 Wake Forest (6, NR) N1 W 88 83
D16 North Carolina (6,11) N1 W 68 61
D19 Davidson (4, NR) N2 W 103 90
D23 Georgia (4, NR) A W 97 83
D6 Virginia (4, NR) A W 68 61
D10 Duke (3, NR) H W 94 87
D12 Lehigh (3, NR) H W 115 53
D14 Maryland (3,2) A W 87 85
D20 Clemson (2, NR) H W 86 76
D27 Furman (2, NR) A W 98 73
D31 Maryland (2,3) H W 89 78
D33 Virginia (2, NR) H W 64 59
D35 North Carolina (2,8) H W 76 73

ACC TOURNAMENT (Greensboro, NC)
M9 Duke N L 60 73
(N1) Greensboro, N.C.
(N2) Jacksonville, Fla.
(N3) Charlotte, N.C.

1972-73
27-0 overall, 12-0 ACC (1st)
ACC Tournament Champions
Coach: Norm Sloan
Captains: Game Captains
N27 Appalachian State (8, NR) H W 130 53
D1 Atlantic Christian (8, NR) H W 110 40
D4 Georgia Southern (8, NR) H W 144 100
D8 South Florida (6, NR) H W 125 88
Big Four Tournament
D15 Wake Forest (6, NR) N1 W 88 83
D16 North Carolina (6,11) N1 W 68 61
D19 Davidson (4, NR) N2 W 103 90
D23 Georgia (4, NR) A W 97 83
D6 Virginia (4, NR) A W 68 61
D10 Duke (3, NR) H W 94 87
D12 Lehigh (3, NR) H W 115 53
D14 Maryland (3,2) A W 87 85
D20 Clemson (2, NR) H W 86 76
D27 Furman (2, NR) A W 98 73
D31 Maryland (2,3) H W 89 78
D33 Virginia (2, NR) H W 64 59
D35 North Carolina (2,8) H W 76 73

ACC TOURNAMENT (Greensboro, NC)
M9 Duke N L 60 73
(N1) Greensboro, N.C.
(N2) Jacksonville, Fla.
(N3) Charlotte, N.C.

1973-74
30-1 overall, 12-0 ACC (1st)
National Champions
ACC Tournament Champions
Coach: Norm Sloan
Captains: Game Captains
N29 The Citadel (13, NR) H W 108 75
D3 East Carolina (13, NR) H W 117 81
D6 UNC-Asheville (13, NR) A W 111 60
D13 Western Carolina (13, NR) H W 109 94
D20 Michigan State (9, NR) N1 W 95 75
D26 Western Kentucky (9, NR) H W 110 98
D27 Auburn (9, NR) H W 79 74

ACC TOURNAMENT (Greensboro, NC)
M9 Virginia (2, NR) N W 63 51
M10 Maryland (2,10) N W 76 74
(N1) Greensboro, N.C.
(N2) Charlotte, N.C.

1973-74
30-1 overall, 12-0 ACC (1st)
National Champions
ACC Tournament Champions
Coach: Norm Sloan
Captains: Game Captains
N29 The Citadel (13, NR) H W 108 75
D3 East Carolina (13, NR) H W 117 81
D6 UNC-Asheville (13, NR) A W 111 60
D13 Western Carolina (13, NR) H W 109 94
D20 Michigan State (9, NR) N1 W 95 75
D26 Western Kentucky (9, NR) H W 110 98
D27 Auburn (9, NR) H W 79 74

ACC TOURNAMENT (Greensboro, NC)
M9 Virginia (2, NR) N W 63 51
M10 Maryland (2,10) N W 76 74
(N1) Greensboro, N.C.
(N2) Charlotte, N.C.

NORM SLOAN ERA (266-127)

1974-75
22-6 overall, 8-4 ACC (t-2nd)
Coach: Norm Sloan
Captains: Game Captains
N30 East Carolina (1, NR) H W 98 81
D3 UNC-Asheville (1, NR) A W 111 68
D5 A Wake Forest (1, NR) H W 144 88
D7 Virginia (1, NR) H W 101 72
D14 Oregon State (1, NR) N1 W 86 73
D21 Davidson (1, NR) N2 W 95 79
D27 Kent State (1, NR) H W 99 61
D28 Pittsburgh (1, NR) H W 86 70
Big Four Tournament
D15 Wake Forest (6, NR) N1 W 88 83
D16 North Carolina (6,11) N1 W 68 61
D19 Davidson (4, NR) N2 W 103 90
D23 Georgia (4, NR) A W 97 83
D6 Virginia (4, NR) A W 68 61
D10 Duke (3, NR) H W 94 87
D12 Lehigh (3, NR) H W 115 53
D14 Maryland (3,2) A W 87 85
D20 Clemson (2, NR) H W 86 76
D27 Furman (2, NR) A W 98 73
D31 Maryland (2,3) H W 89 78
D33 Virginia (2, NR) H W 64 59
D35 North Carolina (2,8) H W 76 73

ACC TOURNAMENT (Greensboro, NC)
M9 Duke N L 60 73
(N1) Greensboro, N.C.
(N2) Jacksonville, Fla.
(N3) Charlotte, N.C.

1974-75
22-6 overall, 8-4 ACC (t-2nd)
Coach: Norm Sloan
Captains: Game Captains
N30 East Carolina (1, NR) H W 98 81
D3 UNC-Asheville (1, NR) A W 111 68
D5 A Wake Forest (1, NR) H W 144 88
D7 Virginia (1, NR) H W 101 72
D14 Oregon State (1, NR) N1 W 86 73
D21 Davidson (1, NR) N2 W 95 79
D27 Kent State (1, NR) H W 99 61
D28 Pittsburgh (1, NR) H W 86 70
Big Four Tournament
D15 Wake Forest (6, NR) N1 W 88 83
D16 North Carolina (6,11) N1 W 68 61
D19 Davidson (4, NR) N2 W 103 90
D23 Georgia (4, NR) A W 97 83
D6 Virginia (4, NR) A W 68 61
D10 Duke (3, NR) H W 94 87
D12 Lehigh (3, NR) H W 115 53
D14 Maryland (3,2) A W 87 85
D20 Clemson (2, NR) H W 86 76
D27 Furman (2, NR) A W 98 73
D31 Maryland (2,3) H W 89 78
D33 Virginia (2, NR) H W 64 59
D35 North Carolina (2,8) H W 76 73

ACC TOURNAMENT (Greensboro, NC)
M9 Duke N L 60 73
(N1) Greensboro, N.C.
(N2) Jacksonville, Fla.
(N3) Charlotte, N.C.

1974-75
22-6 overall, 8-4 ACC (t-2nd)
Coach: Norm Sloan
Captains: Game Captains
N30 East Carolina (1, NR) H W 98 81
D3 UNC-Asheville (1, NR) A W 111 68
D5 A Wake Forest (1, NR) H W 144 88
D7 Virginia (1, NR) H W 101 72
D14 Oregon State (1, NR) N1 W 86 73
D21 Davidson (1, NR) N2 W 95 79
D27 Kent State (1, NR) H W 99 61
D28 Pittsburgh (1, NR) H W 86 70
Big Four Tournament
D15 Wake Forest (6, NR) N1 W 88 83
D16 North Carolina (6,11) N1 W 68 61
D19 Davidson (4, NR) N2 W 103 90
D23 Georgia (4, NR) A W 97 83
D6 Virginia (4, NR) A W 68 61
D10 Duke (3, NR) H W 94 87
D12 Lehigh (3, NR) H W 115 53
D14 Maryland (3,2) A W 87 85
D20 Clemson (2, NR) H W 86 76
D27 Furman (2, NR) A W 98 73
D31 Maryland (2,3) H W 89 78
D33 Virginia (2, NR) H W 64 59
D35 North Carolina (2,8) H W 76 73

ACC TOURNAMENT (Greensboro, NC)
M9 Duke N L 60 73
(N1) Greensboro, N.C.
(N2) Jacksonville, Fla.
(N3) Charlotte, N.C.

1974-75
22-6 overall, 8-4 ACC (t-2nd)
Coach: Norm Sloan
Captains: Game Captains
N30 East Carolina (1, NR) H W 98 81
D3 UNC-Asheville (1, NR) A W 111 68
D5 A Wake Forest (1, NR) H W 144 88
D7 Virginia (1, NR) H W 101 72
D14 Oregon State (1, NR) N1 W 86 73
D21 Davidson (1, NR) N2 W 95 79
D27 Kent State (1, NR) H W 99 61
D28 Pittsburgh (1, NR) H W 86 70
Big Four Tournament
D15 Wake Forest (6, NR) N1 W 88 83
D16 North Carolina (6,11) N1 W 68 61
D19 Davidson (4, NR) N2 W 103 90
D23 Georgia (4, NR) A W 97 83
D6 Virginia (4, NR) A W 68 61
D10 Duke (3, NR) H W 94 87
D12 Lehigh (3, NR) H W 115 53
D14 Maryland (3,2) A W 87 85
D20 Clemson (2, NR) H W 86 76
D27 Furman (2, NR) A W 98 73
D31 Maryland (2,3) H W 89 78
D33 Virginia (2, NR) H W 64 59
D35 North Carolina (2,8) H W 76 73

ACC TOURNAMENT (Greensboro, NC)
M9 Duke N L 60 73
(N1) Greensboro, N.C.
(N2) Jacksonville, Fla.
(N3) Charlotte, N.C.

N26 Louisville (12,4) N1 W 72 66

Big Four Tournament

|                             |             |
|-----------------------------|-------------|
| D1 Duke (6,1)               | N2 L 63 65  |
| D2 Wake Forest (6,NR)       | N2 W 77 70  |
| D6 Davidson (8,NR)          | H W 97 77   |
| D9 Campbell (8,NR)          | H W 108 83  |
| D16 UNC-Wilmington (7,NR)   | H W 75 51   |
| D20 Maryland (4,NR)         | A L 110 124 |
| D29 Penn State (9,NR)       | H W 80 58   |
| J2 Appalachian State (9,NR) | H W 58 50   |
| J5 Tulane (8,NR)            | H W 104 58  |
| J6 Long Beach St (8,15)     | H W 100 73  |
| J10 Maryland** (8,NR)       | H L 81 82   |
| J13 Virginia (8,NR)         | A L 62 67   |
| J17 North Carolina (14,2)   | H L 69 70   |
| J21 Duke (14,8)             | H L 69 75   |
| J23 East Carolina (20,NR)   | H W 104 88  |
| J27 Virginia (20,NR)        | H W 87 67   |
| J30 Clemson                 | A L 72 85   |

North-South Doubleheader

|                           |            |
|---------------------------|------------|
| F2 Virginia Tech          | N3 W 97 88 |
| F3 Furman                 | N3 W 73 63 |
| F7 Notre Dame (NR,11)     | H L 52 53  |
| F10 Wake Forest           | H L 56 60  |
| F14 Duke (NR,5)           | A L 48 66  |
| F17 Clemson               | H W 83 58  |
| F22 North Carolina (NR,4) | A L 56 71  |
| F24 Wake Forest           | H W 90 66  |

ACC TOURNAMENT (Greensboro, NC)

|                |           |
|----------------|-----------|
| M1 Virginia    | N W 82 78 |
| M2 Duke (NR,5) | N L 59 62 |

(N1) Anchorage, Alaska  
(N2) Greensboro, N.C.  
(N3) Charlotte, N.C.

**1979-80**  
20-8 overall, 9-5 ACC (t-2nd)

Coach: Norm Sloan  
Captains: Hawkeye Whitney, Clyde Austin

Big Four Tournament

|                           |            |
|---------------------------|------------|
| N30 North Carolina (NR,6) | N1 L 97 84 |
| D1 Wake Forest            | N1 W 70 65 |
| D6 Appalachian State      | H W 59 53  |
| D9 St Augustine           | H W 107 59 |
| D17 Nevada-Reno           | A W 82 66  |
| D19 Campbell              | H W 100 71 |
| D29 Georgia Tech          | A W 73 62  |
| D31 Davidson              | N2 W 66 63 |
| J2 East Carolina          | H W 83 68  |
| J5 Towson                 | H W 95 63  |
| J10 Maryland              | H W 67 62  |
| J12 Virginia (NR,8)       | H W 64 56  |
| J16 North Carolina (16,9) | A L 64 67  |
| J19 Duke (16,5)           | H L 56 67  |
| J23 Maryland              | A L 62 66  |
| J26 Virginia (NR,17)      | A L 47 49  |
| J29 Clemson (NR,16)       | H W 80 67  |

North-South Doubleheader

|                           |            |
|---------------------------|------------|
| F1 Furman                 | N2 W 76 56 |
| F2 The Citadel            | N2 W 57 35 |
| F6 Georgia Tech           | H W 60 49  |
| F9 Notre Dame (NR,9)      | A W 63 55  |
| F11 Wake Forest           | H W 52 40  |
| F13 Duke (NR,16)          | H W 76 59  |
| F16 Clemson (NR,10)       | A L 70 78  |
| F20 North Carolina (NR,8) | H W 63 50  |
| F23 Wake Forest           | A W 41 44  |

ACC TOURNAMENT (Greensboro, NC)

|                  |           |
|------------------|-----------|
| F28 Duke (19,NR) | N L 62 68 |
|------------------|-----------|

NCAA EAST REGIONALS (Greensboro, NC)

|                  |           |
|------------------|-----------|
| M8 Iowa (2nd Rd) | N L 64 77 |
|------------------|-----------|

(N1) Greensboro, N.C.  
(N2) Charlotte, N.C.

D13 Campbell H W 82 56

D17 Appalachian State H W 71 47

D20 Maryland (NR,4) A L 75 82

ECAC Holiday Festival

|                            |            |
|----------------------------|------------|
| D26 Iona                   | N2 W 61 58 |
| D27 St John's              | N2 W 64 55 |
| J3 Clemson                 | A L 68 76  |
| J7 Virginia (NR,3)         | A L 55 63  |
| J10 Georgia Tech           | H W 93 68  |
| J14 North Carolina (NR,17) | A L 70 73  |
| J17 Wake Forest (NR,5)     | A L 52 60  |
| J21 Duke                   | H L 47 56  |
| J24 East Carolina          | H W 77 52  |
| J29 Georgia Tech           | A W 55 70  |
| J31 North Carolina (NR,12) | H L 54 57  |
| F4 Clemson                 | H L 76 82  |

North-South Doubleheader

|                         |            |
|-------------------------|------------|
| F6 Furman               | N3 W 77 60 |
| F7 St Joseph's          | N3 W 47 42 |
| F11 Virginia (NR,1)     | H L 46 51  |
| F14 Notre Dame (NR,12)  | H L 55 71  |
| F19 Duke                | A W 52 51  |
| F25 Maryland (NR,17)    | H L 76 72  |
| F28 Wake Forest (NR,12) | H W 66 65  |

ACC TOURNAMENT (Landover, MD)

|                           |           |
|---------------------------|-----------|
| M5 North Carolina (NR,12) | N L 54 69 |
|---------------------------|-----------|

(N1) Greensboro, N.C.  
(N2) New York, N.Y.  
(N3) Charlotte, N.C.

**1981-82**  
22-10 overall, 7-7 ACC (4th)

Coach: Jim Valvano  
Captains: Game Captains

|                      |            |
|----------------------|------------|
| N28 Campbell         | H W 68 53  |
| N30 Davidson         | N1 W 76 55 |
| D2 St Francis (Pa)   | H W 89 56  |
| D5 St Peter's        | H W 44 33  |
| D9 Appalachian State | H W 66 38  |
| D12 Maryland         | H W 74 53  |
| D19 UNC-Wilmington   | H W 77 43  |

Rainbow Classic

|                           |            |
|---------------------------|------------|
| D27 Michigan State        | N2 W 67 46 |
| D29 Wichita State (NR,3)  | N2 W 60 48 |
| D30 Rice (20,NR)          | N2 L 47 51 |
| J2 Clemson (20,NR)        | H W 75 59  |
| J4 Southern Miss (15,NR)  | H W 46 45  |
| J9 Georgia Tech (15,NR)   | A W 55 49  |
| J13 North Carolina (12,1) | H L 41 61  |
| J15 Wake Forest (12,NR)   | A W 52 50  |
| J20 Duke (14,NR)          | A L 48 49  |
| J23 East Carolina         | H W 63 53  |
| J26 Georgia Tech (17,NR)  | H W 49 40  |
| J30 North Carolina (17,2) | A L 44 58  |
| F3 Clemson                | A L 54 65  |

North-South Doubleheader

|                         |            |
|-------------------------|------------|
| F5 The Citadel          | N1 W 54 44 |
| F6 Furman               | N1 W 67 55 |
| F10 Virginia (NR,1)     | H L 36 39  |
| F13 Notre Dame          | A W 62 42  |
| F16 Duke                | H W 72 56  |
| F20 Virginia (NR,1)     | A L 40 45  |
| F22 Loyola (Md)         | H W 80 52  |
| F24 Maryland            | A W 52 38  |
| F27 Wake Forest (NR,18) | H L 46 50  |

ACC TOURNAMENT (Greensboro, NC)

|                          |           |
|--------------------------|-----------|
| M5 Maryland              | N W 40 28 |
| M6 North Carolina (NR,1) | N L 46 58 |

NCAA MIDEAST REGIONALS (Indianapolis, IN)

|                             |           |
|-----------------------------|-----------|
| M12 UT-Chattanooga (1st Rd) | N L 51 58 |
|-----------------------------|-----------|

(N1) Charlotte, N.C.  
(N2) Honolulu, Hawaii

**1982-83**  
26-10 overall, 8-6 ACC (t-3rd)  
National Champions  
ACC Tournament Champions

Coach: Jim Valvano  
Captains: Sidney Lowe, Derreck Whittenburg, Thurl Bailey

|                               |            |
|-------------------------------|------------|
| N29 Western Carolina (16,NR)  | H W 103 66 |
| D3 North Carolina A&T (18,NR) | H W 100 70 |
| D8 East Carolina (18,NR)      | H W 57 49  |
| D11 Michigan State (18,NR)    | H W 45 41  |
| D21 Louisville (15,14)        | A L 52 57  |
| D28 West Virginia (17,20)     | N1 W 67 59 |
| J3 FDU (17,NR)                | H W 111 76 |
| J7 Clemson (16,NR)            | A W 76 70  |
| J9 Missouri (16,15)           | A L 42 49  |
| J12 Virginia (19,2)           | H L 80 88  |

J15 Georgia Tech (19,NR) H W 81 61

J19 North Carolina (NR,3) A L 81 99

J22 Wake Forest A L 73 91

J23 Memphis St (NR,6) H L 53 57

J26 Duke H W 94 79

J29 Maryland A L 81 86

F2 Georgia Tech A W 74 64

North-South Doubleheader

|                           |            |
|---------------------------|------------|
| F4 Furman                 | N2 W 51 48 |
| F5 The Citadel            | N2 W 57 47 |
| F9 Clemson                | H W 90 83  |
| F12 Notre Dame            | H L 42 43  |
| F16 UNC-Wilmington        | H W 90 69  |
| F19 North Carolina (NR,3) | H W 70 63  |
| F23 Duke                  | A W 96 79  |
| F27 Virginia (NR,3)       | A L 75 86  |
| M3 Maryland               | H L 58 67  |
| M5 Wake Forest            | H W 130 89 |

ACC TOURNAMENT (Atlanta, GA)

|                            |           |
|----------------------------|-----------|
| M11 Wake Forest            | N W 71 70 |
| M12 North Carolina* (NR,5) | N W 91 84 |
| M13 Virginia (NR,2)        | N W 81 78 |

NCAA 1st & 2nd ROUNDS (Corvallis, OR)

|                             |           |
|-----------------------------|-----------|
| M18 Pepperdine** (16,NR)    | N W 69 67 |
| M20 Nevada-Las Vegas (16,8) | N W 71 70 |

NCAA WEST REGIONAL (Ogden, UT)

|                              |           |
|------------------------------|-----------|
| M24 Utah (Semis) (16,NR)     | N W 75 56 |
| M26 Virginia (Finals) (16,4) | N W 63 62 |

NCAA FINAL FOUR (Albuquerque, NM)

|                            |           |
|----------------------------|-----------|
| A2 Georgia (Semis) (16,18) | N W 67 60 |
| A4 Houston (Finals) (16,1) | N W 54 52 |

(N1) Meadowlands, N.J.  
(N2) Charlotte, N.C.

**1983-84**  
19-14 overall, 4-10 ACC (7th)

Coach: Jim Valvano  
Captains: Harold Thompson

HALL OF FAME TIP-OFF CLASSIC

|                    |            |
|--------------------|------------|
| N19 Houston (NR,3) | N1 W 76 64 |
|--------------------|------------|

ALASKA SHOOTOUT

|                          |            |
|--------------------------|------------|
| N25 Alaska-Anchorage     | N2 W 68 60 |
| N26 Santa Clara          | N2 W 78 75 |
| N27 Arkansas (NR,14)     | N2 W 65 60 |
| D2 UNC-Charlotte         | N3 W 79 60 |
| D3 Virginia Tech         | N3 L 65 89 |
| D7 Western Carolina      | H W 82 61  |
| D10 Hofstra              | H W 82 56  |
| D17 Louisville (6,16)    | H L 79 83  |
| D20 North Carolina A&T   | H W 84 71  |
| D28 Towson               | H W 88 49  |
| D30 Campbell             | H W 80 65  |
| J4 Maryland (12,5)       | H L 55 59  |
| J7 North Carolina (12,1) | H L 60 81  |
| J9 Clemson               | A L 61 63  |
| J11 Virginia             | A L 54 57  |
| J15 Georgia Tech         | A L 47 56  |
| J18 UNC-Wilmington       | H W 81 53  |
| J21 Wake Forest (NR,12)  | H W 80 69  |
| J26 Duke                 | A W 79 76  |
| J30 Missouri             | H W 66 53  |

North-South Doubleheader

|                           |            |
|---------------------------|------------|
| F3 The Citadel            | N4 W 50 49 |
| F4 Furman                 | N4 W 95 72 |
| F8 Clemson                | H W 69 59  |
| F12 Georgia Tech (NR,18)  | H W 68 67  |
| F15 Northeastern          | H W 77 74  |
| F18 North Carolina (NR,1) | A L 71 95  |
| F23 Duke* (NR,14)         | H L 70 73  |
| F25 Virginia              | H L 63 74  |
| F29 Maryland (NR,19)      | A L 50 63  |
| M3 Wake Forest (NR,17)    | A L 75 84  |

ACC TOURNAMENT (Greensboro, NC)

|                     |           |
|---------------------|-----------|
| M9 Maryland (NR,14) | N L 63 69 |
|---------------------|-----------|

NIT (Raleigh, NC)

|                 |           |
|-----------------|-----------|
| M13 Florida St* | H L 71 74 |
|-----------------|-----------|

(N1) Springfield, Mass.  
(N2) Anchorage, Alaska  
(N3) Greensboro, N.C.  
(N4) Charlotte, N.C.

**1984-85**  
23-10 overall, 9-5 ACC (t-1st)

Coach: Jim Valvano  
Captains: Lorenzo Charles, Terry Gannon, Cozell McQueen

|                               |            |
|-------------------------------|------------|
| N24 Campbell (13,NR)          | H W 94 54  |
| N26 UCSB (13,NR)              | H W 93 70  |
| D3 Hartford (11,NR)           | H W 83 46  |
| D5 North Carolina A&T (10,NR) | H W 101 54 |
| D8 Western Carolina (10,NR)   | H W 103 67 |
| D15 Georgia Tech (9,12)       | H L 64 66  |
| D19 St Francis (14,NR)        | H W 82 64  |

ECAC HOLIDAY FESTIVAL

|                            |            |
|----------------------------|------------|
| D27 Rutgers (14,NR)        | N1 W 80 68 |
| D29 St John's (14,5)       | N1 L 56 66 |
| J2 Maryland (17,19)        | A L 56 58  |
| J5 Kentucky                | A L 62 78  |
| J8 Virginia                | H W 51 45  |
| J10 Clemson                | A W 57 68  |
| J16 North Carolina (NR,6)  | A L 76 86  |
| J19 Florida State          | H W 72 66  |
| J23 Duke (NR,5)            | H W 89 71  |
| J26 Louisville             | A L 78 84  |
| J30 Georgia Tech (NR,8)    | A W 61 53  |
| F2 Wake Forest             | A L 64 91  |
| F6 Clemson                 | H W 69 57  |
| F9 SMU** (NR,4)            | H W 82 78  |
| F13 Maryland-ES            | H W 90 51  |
| F16 North Carolina (NR,13) | H W 85 76  |
| F20 Duke (NR,6)            | A W 70 66  |
| F23 Virginia               | A W 57 55  |
| F27 Virginia (16,NR)       | H L 70 71  |
| M2 Wake Forest (16,NR)     | H W 66 64  |

ACC TOURNAMENT (Atlanta, GA)

|                          |           |
|--------------------------|-----------|
| M8 Clemson (18,NR)       | N W 70 63 |
| M9 North Carolina (18,6) | N L 51 57 |

NCAA 1st & 2nd ROUND (Albuquerque, NM)

|                           |           |
|---------------------------|-----------|
| M15 Nevada-Reno (16,NR)   | N W 65 56 |
| M17 Texas-El Paso (16,NR) | N W 86 73 |

NCAA WEST REGIONAL (Denver, CO)

|                               |           |
|-------------------------------|-----------|
| M22 Alabama (Semis) (16,NR)   | N W 61 55 |
| M24 St John's (Finals) (16,3) | N L 60 69 |

(N1) New York, N.Y.

**1985-86**  
21-13 overall, 7-7 ACC (t-4th)

Coach: Jim Valvano  
Captains: Nate McMillan, Ernie Myers

HALL OF FAME TIP-OFF CLASSIC

|                    |            |
|--------------------|------------|
| N19 Houston (NR,3) | N1 W 76 64 |
|--------------------|------------|

ALASKA SHOOTOUT

|                              |            |
|------------------------------|------------|
| N25 Western Carolina (17,NR) | H W 80 57  |
| N27 Furman (15,NR)           | H W 94 56  |
| N30 Loyola-Chicago           | A L 58 60  |
| D2 Tampa                     | H W 88 64  |
| D4 Florida State             | A L 67 76  |
| D3 Kansas (NR,7)             | N1 L 56 71 |
| D19 Wake Forest              | H W 77 64  |
| D21 Radford                  | H W 92 57  |

CHAMINADE CLASSIC

|                           |            |
|---------------------------|------------|
| D24 Chaminaide            | N2 W 64 46 |
| D25 UNLV (NR,12)          | N2 W 80 73 |
| D30 Monmouth              | H W 106 53 |
| J4 North Carolina (NR,1)  | A L 79 80  |
| J8 North Carolina A&T     | H W 66 48  |
| J11 Duke (NR,3)           | A L 64 74  |
| J15 Clemson               | H W 60 57  |
| J18 Wake Forest           | A W 45 44  |
| J23 Maryland              | A W 67 55  |
| J25 Virginia              | H W 55 53  |
| J29 Georgia Tech (NR,3)   | H L 54 67  |
| F2 Kentucky (NR,8)        | H W 54 51  |
| F5 Clemson*               | A W 73 69  |
| F8 Louisville (NR,16)     | H W 76 64  |
| F10 Brooklyn College      | H W 103 52 |
| F13 Maryland (17,NR)      | H L 66 67  |
| F15 Duke (17,2)           | H L 70 72  |
| F19 Virginia (20,NR)      | A L 60 69  |
| F23 North Carolina (20,1) | H W 76 65  |
| F27 Georgia Tech (18,4)   | A L 57 69  |
| M1 Oklahoma (18,14)       | A L 69 72  |

ACC TOURNAMENT (Greensboro, NC)

|                     |           |
|---------------------|-----------|
| M7 Virginia (20,NR) | N L 62 64 |
|---------------------|-----------|

NCAA 1st & 2nd ROUND (Minneapolis, MN)

|                            |           |
|----------------------------|-----------|
| M14 Iowa                   | N W 66 64 |
| M16 Arkansas-Little Rock** | N W 81 66 |

NCAA MIDWEST REGIONAL (Kansas City, MO)

|                            |           |
|----------------------------|-----------|
| M21 Iowa State (Semis)     | N W 70 66 |
| M23 Kansas (Finals) (NR,2) | N L 67 75 |

(N1) Greensboro, N.C.  
(N2) Honolulu, Hawaii

**1986-87**  
20-15 overall, 6-8 ACC (6th)  
ACC Tournament Champions

Coach: Jim Valvano  
Captains: Benny Bolton

HALL OF FAME TIP-OFF CLASSIC

|                 |            |
|-----------------|------------|
| N22 Navy (17,9) | N1 W 84 80 |
|-----------------|------------|

ALASKA SHOOTOUT

|                             |            |
|-----------------------------|------------|
| N28 Texas (17,NR)           | N2 W 69 68 |
| N29 Iowa* (17,10)           | N2 L 89 90 |
| N30 Utah State (17,NR)      | H W 94 82  |
| D3 East Tenn State (18,NR)  | H W 104 85 |
| D6 Western Carolina (18,NR) | A W 96 75  |
| D13 Duquesne (15,NR)        | H W 82 59  |
| D17 UNC-Asheville (12,NR)   | H W 81 65  |
| D27 Tampa (11,NR)           | A L 62 67  |
| D30 Loyola (Chi) (19,NR)    | H W 97 85  |
| J3 Maryland (19,NR)         | H W 69 47  |
| J7 Clemson (18,20)          | A L 69 73  |
| J10 Georgia Tech (18,NR)    | H W 63 62  |
| J15 Wake Forest (17,NR)     | H W 75 67  |
| J18 North Carolina (17,3)   | A L 78 96  |
| J21 Duke (20,12)            | H W 87 74  |
| J25 Kansas (20,NR)          | N3 L 60 74 |
| J28 Virginia                | A L 60 61  |
| J31 Oklahoma (NR,10)        | H L 82 86  |
| F2 DePaul (NR,8)            | A L 62 84  |
| F5 North Carolina (NR,3)    | H L 79 95  |
| F7 Louisville               | A L 75 87  |
| F9 Winthrop                 | H W 85 58  |
| F11 Clemson (NR,12)         | H L 75 78  |
| F14 Georgia Tech            | A L 76 87  |
| F16 Brooklyn College        | H W 107 79 |
| F19 Duke (NR,17)            | A L 50 65  |
| F22 Virginia                | H L 65 72  |
| F25 Maryland                | A W 85 72  |
| F28 Wake Forest*            | A W 80 76  |
| M2 Chicago State            | H W 86 78  |

ACC TOURNAMENT (Landover, MD)

|                          |           |
|--------------------------|-----------|
| M6 Duke* (NR,14)         | N W 71 64 |
| M7 Wake Forest**         | N W 77 73 |
| M8 North Carolina (NR,2) | N W 68 67 |

ACC TOURNAMENT (Landover, MD)

|                      |           |
|----------------------|-----------|
| M13 Florida (1st Rd) | N L 70 82 |
|----------------------|-----------|

(N1) Springfield, Mass.  
(N2) Anchorage, Alaska  
(N3) Kansas City, Mo.

**1987-88**  
24-8 overall, 10-4 ACC (2nd)

Coach: Jim Valvano  
Captains: Vinny Del Negro, Quentin Jackson

|                    |            |
|--------------------|------------|
| N30 Vermont        | H W 108 58 |
| D2 Tampa           | H W 85 60  |
| D19 Kansas (NR,17) | H L 67 74  |
| D21 Winthrop       | H W 93 59  |
| D23 Santa Barbara  | A L 78 96  |

RAINBOW CLASSIC

|                            |            |
|----------------------------|------------|
| D28 Creighton              | N1 W 86 55 |
| D29 Louisville (NR,20)     | N1 W 80 75 |
| D30 Arizona State          | N1 W 83 71 |
| J3 Cornell                 | H W 95 72  |
| J6 Clemson                 | H W 70 61  |
| J13 Morgan State           | H W 103 54 |
| J16 Georgia Tech           | A W 76 74  |
| J20 Wake Forest (20,NR)    | A L 67 71  |
| J24 North Carolina (20,2)  | H L 73 77  |
| J27 Maryland               | A W 83 81  |
| J31 DePaul                 | H W 71 66  |
| F3 Virginia                | H W 75 69  |
| F6 Duke (NR,4)             | A W 77 74  |
| F8 Baptist                 | H W 116 68 |
| F11 North Carolina* (16,6) | A L 73 75  |
| F13 Louisville (16,NR)     | H W 101 89 |
| F15 UMBC (16,NR)           | H W 99 77  |
| F18 Clemson (14,NR)        | A W 88 63  |
| F20 Georgia Tech (14,NR)   | H L 84 87  |
| F24 Duke (18,5)            | H W 89 78  |
| F27 Virginia (18,NR)       | A W 64 63  |
| F29 UNC-Asheville (18,NR)  | H W 87 76  |
| M3 Maryland (16,NR)        | H W 74 68  |
| M6 Wake Forest (16,NR)     | H W 86 82  |

ACC TOURNAMENT (Greensboro, NC)

|                     |           |
|---------------------|-----------|
| M11 Clemson (11,NR) | N W 79 72 |
| M12 Duke (11,8)     | N L 71 73 |

NCAA MIDWEST REGIONAL (Lincoln, NE)

|                                 |           |
|---------------------------------|-----------|
| M18 Murray St. (1st Rd) (14,NR) | N L 75 78 |
|---------------------------------|-----------|

(N1) Honolulu, Hawaii

**1988-89**  
22-9 overall, 10-4 ACC (1st)

Coach: Jim Valvano  
Captains: Game Captains

|                              |             |
|------------------------------|-------------|
| N28 Columbia (18,NR)         | H W 110 54  |
| D3 SMU (16,NR)               | A L 57 59   |
| D20 Alabama State (17,NR)    | H W 109 81  |
| D22 Coppin State (17,NR)     | H W 100 67  |
| D27 Monmouth (18,NR)         | H W 95 50   |
| D30 VMI (18,NR)              | H W 105 79  |
| J2 Towson (18,NR)            | H W 83 77   |
| J5 Clemson (16,NR)           | A W 73 65   |
| J7 Temple (16,NR)            | H W 71 59   |
| J12 Coastal Carolina (15,NR) | H W 97 69   |
| J14 Georgia Tech (15,19)     | H W 82 68   |
| J18 Wake Forest (15,NR)      | H W 82 64   |
| J21 North Carolina (15,13)   | A L 81 84   |
| J26 Duke (15,8)              | H W 88 73   |
| J29 Maryland (15,NR)         | A W 90 67   |
| F1 Virginia (13,NR)          | A L 71 91   |
| F4 DePaul (13,NR)            | A L 74 81   |
| F9 North Carolina (17,6)     | H W 98 88   |
| F12 UNLV (17,19)             | H L 80 89   |
| F15 Clemson (19,NR)          | H W 90 75   |
| F18 Georgia Tech (19,NR)     | A W 71 69   |
| F20 UNC-Asheville (19,NR)    | H W 90 75   |
| F23 Duke (17,9)              | A L 65 86   |
| F26 Virginia (17,NR)         | H L 75 76   |
| M2 Maryland (20,NR)          | H W 94 77   |
| M4 Wake Forest**** (20,NR)   | A W 110 103 |

ACC TOURNAMENT (Atlanta, GA)

|                      |           |
|----------------------|-----------|
| M10 Maryland (17,NR) | N L 71 49 |
|----------------------|-----------|

NCAA TOURNAMENT East Sub-Region (Providence, RI)

|                            |            |
|----------------------------|------------|
| M17 South Carolina (19,NR) | N W 81 66  |
| M19 Iowa** (19,14)         | N W 102 96 |

NCAA East Region (East Rutherford, NJ)

|                               |           |
|-------------------------------|-----------|
| M24 Georgetown (Semis) (19,2) | N L 61 69 |
|-------------------------------|-----------|

**1989-90**  
18-12 overall, 6-8 ACC (t-5th)

Coach: Jim Valvano  
Captains: Game Captains

PRESEASON NIT

|                             |           |
|-----------------------------|-----------|
| N15 Richmond (19,NR)        | H W 57 48 |
| N17 DePaul (19,NR)          | A L 63 70 |
| N27 Appalachian St. (25,NR) | H W 97 67 |

TOURNAMENT OF CHAMPIONS

|                       |             |
|-----------------------|-------------|
| D1 Ohio State (25,NR) | N1 W 68 54  |
| D2 Pittsburgh (25,18) | N1 W 100 87 |

ACC-BIG EAST CHALLENGE

|                             |            |
|-----------------------------|------------|
| D5 St John's (19,15)        | N2 W 67 53 |
| D7 Duquesne (19,NR)         | H W 126 77 |
| D19 East Tenn State (15,NR) | H L 92 82  |
| D21 UNC-Asheville (15,NR)   | H W 110 70 |

ECAC HOLIDAY FESTIVAL

|                           |            |
|---------------------------|------------|
| D27 Florida State (19,NR) | N3 W 90 72 |
| D29 Seton                 |            |

|                          |   |   |    |    |
|--------------------------|---|---|----|----|
| F1 Wake Forest (NR,11)   | H | L | 61 | 69 |
| F4 North Carolina (NR,2) | A | L | 63 | 82 |
| F8 Virginia (NR,17)      | A | L | 55 | 65 |
| F15 Florida State        | H | W | 86 | 77 |
| F18 Duke                 | H | W | 84 | 79 |
| F22 Maryland (NR,7)      | A | L | 71 | 84 |
| F25 Georgia Tech (NR,24) | H | L | 68 | 72 |
| M1 Clemson               | A | L | 45 | 62 |
| M4 Wake Forest (NR,9)    | A | L | 68 | 83 |

|                   |   |   |    |    |
|-------------------|---|---|----|----|
| F22 Georgia Tech  | H | W | 72 | 51 |
| F26 Florida State | H | W | 67 | 44 |
| M1 Wofford        | H | W | 68 | 39 |

ACC TOURNAMENT  
(Greensboro, NC)

|                          |   |   |    |    |
|--------------------------|---|---|----|----|
| M6 Georgia Tech          | N | W | 60 | 46 |
| M7 Duke (NR,7)           | N | W | 66 | 60 |
| M8 Maryland (NR,22)      | N | W | 65 | 58 |
| M9 North Carolina (NR,5) | N | L | 54 | 64 |

NIT  
(Raleigh, NC)

|                    |   |   |    |    |
|--------------------|---|---|----|----|
| M12 SW Missouri St | H | W | 77 | 66 |
| M17 West Virginia  | H | L | 73 | 76 |

|                            |   |   |    |    |
|----------------------------|---|---|----|----|
| F14 Virginia*              | A | L | 79 | 82 |
| F18 North Carolina (NR,14) | A | L | 53 | 62 |
| F21 Tulane                 | H | W | 74 | 60 |
| F24 Florida State          | H | W | 71 | 63 |
| F28 Wake Forest            | A | L | 45 | 74 |

ACC TOURNAMENT  
(Charlotte, N.C.)

|                |   |   |    |    |
|----------------|---|---|----|----|
| M5 Wake Forest | N | W | 66 | 52 |
| M6 Duke (NR,1) | N | L | 68 | 83 |

NIT  
(Raleigh, N.C.)

|                |   |   |    |    |
|----------------|---|---|----|----|
| M10 Providence | H | W | 92 | 86 |
| M15 Princeton  | H | L | 58 | 61 |

|                           |   |   |    |     |
|---------------------------|---|---|----|-----|
| J31 Wake Forest *(NR,12)  | A | L | 69 | 74  |
| F3 Syracuse               | H | L | 53 | 54  |
| F7 Virginia (NR,6)        | H | W | 90 | 80  |
| F11 Duke (NR,3)           | A | L | 75 | 101 |
| F14 Clemson               | A | W | 85 | 51  |
| F17 Georgia Tech          | A | L | 54 | 69  |
| F20 Maryland (NR,20)      | A | L | 66 | 95  |
| F25 Florida State         | H | W | 71 | 46  |
| F28 North Carolina (NR,4) | A | L | 63 | 76  |
| M4 Wake Forest (NR,23)    | H | L | 58 | 76  |

ACC TOURNAMENT  
(Atlanta, Ga.)

|                |   |   |    |    |
|----------------|---|---|----|----|
| M9 Duke (NR,3) | N | L | 61 | 76 |
|----------------|---|---|----|----|

|                     |   |   |    |    |
|---------------------|---|---|----|----|
| F12 Georgia Tech    | H | W | 63 | 57 |
| F15 Temple          | A | L | 54 | 76 |
| F18 Florida State   | H | W | 71 | 60 |
| F22 Duke (NR,8)     | A | L | 68 | 79 |
| F25 North Carolina* | A | W | 75 | 67 |
| M2 Maryland (NR,14) | H | L | 65 | 68 |
| M5 Clemson          | A | W | 63 | 60 |
| M8 Wake Forest      | H | L | 72 | 78 |

ACC TOURNAMENT  
(Greensboro, N.C.)

|                        |   |   |    |    |
|------------------------|---|---|----|----|
| M14 Georgia Tech       | N | W | 71 | 65 |
| M15 Wake Forest (NR,9) | N | W | 87 | 83 |
| M16 Duke (NR,2)        | N | L | 77 | 84 |

|                           |   |   |    |    |
|---------------------------|---|---|----|----|
| J26 Florida State         | H | L | 64 | 70 |
| J29 Clemson               | A | W | 80 | 70 |
| F3 North Carolina (NR,2)  | A | L | 71 | 95 |
| F5 Virginia               | H | L | 62 | 64 |
| F10 Wake Forest (NR,6)    | A | L | 75 | 86 |
| F13 Georgia Tech          | A | W | 53 | 51 |
| F16 Maryland (22,NR)      | H | W | 82 | 63 |
| F22 North Carolina (NR,2) | H | L | 71 | 81 |
| F26 Virginia Tech         | H | W | 74 | 54 |
| M2 Virginia               | A | W | 82 | 72 |
| M6 Wake Forest (NR,4)     | H | L | 53 | 55 |

ACC TOURNAMENT  
(Washington, D.C.)

|                        |   |   |    |    |
|------------------------|---|---|----|----|
| M10 Florida State      | N | W | 70 | 54 |
| M11 Wake Forest (NR,3) | N | W | 81 | 65 |
| M12 Duke (NR,5)        | N | L | 69 | 76 |

NCAA TOURNAMENT 1st/2nd Rounds  
(Worcester, Mass.)

|                         |   |   |    |    |
|-------------------------|---|---|----|----|
| M18 Charlotte           | N | W | 75 | 63 |
| M20 Connecticut (NR,13) | N | W | 65 | 62 |

NCAA TOURNAMENT REGIONAL SEMIFINALS  
(Syracuse, N.Y.)

|                       |   |   |    |    |
|-----------------------|---|---|----|----|
| M25 Wisconsin (NR,20) | N | L | 56 | 65 |
|-----------------------|---|---|----|----|

NIT TOURNAMENT  
(New York, N.Y.)

|                              |    |   |    |    |
|------------------------------|----|---|----|----|
| M18 Stetson                  | H  | W | 91 | 61 |
| M19 The Citadel              | H  | W | 91 | 59 |
| N20 Delaware                 | H  | W | 73 | 57 |
| N23 VMI                      | H  | W | 75 | 55 |
| N26 Notre Dame               | N1 | W | 61 | 48 |
| N30 @ Iowa (24,14)           | A  | L | 42 | 45 |
| D10 ^Appalachian St. (21,NR) | H  | W | 92 | 68 |
| D14 UNC Asheville (21,NR)    | H  | W | 86 | 56 |
| D18 Miami (21,NR)            | H  | W | 81 | 69 |
| D22 Alabama (21,NR)          | A  | W | 68 | 64 |
| D28 New Hampshire (19,NR)    | H  | W | 81 | 62 |
| D30 Geo. Washington (19,12)  | H  | W | 79 | 58 |
| J3 UNC Greensboro (13,NR)    | A  | L | 59 | 82 |
| J7 North Carolina (13,25)    | A  | W | 69 | 82 |
| J10 Boston College (18,15)   | A  | W | 87 | 78 |
| J14 Georgia Tech (18,NR)     | H  | W | 87 | 78 |
| J18 Duke (14,1)              | A  | L | 68 | 81 |
| J21 Wake Forest (14,NR)      | H  | W | 92 | 82 |
| J25 Seton Hall (15,NR)       | H  | L | 65 | 83 |
| J29 Clemson** (15,NR)        | A  | W | 94 | 85 |
| F1 Virginia (17,NR)          | H  | W | 66 | 64 |
| F5 Maryland (18,NR)          | H  | W | 62 | 58 |
| F8 Miami** (16,NR)           | A  | W | 86 | 77 |
| F12 Georgia Tech (16,NR)     | A  | L | 68 | 71 |
| F15 Florida State (21,NR)    | H  | W | 86 | 64 |
| F18 Virginia Tech (21,NR)    | A  | W | 70 | 64 |
| F22 North Carolina (15,21)   | H  | L | 71 | 95 |
| F25 Boston College** (15,11) | H  | L | 72 | 74 |
| M4 Wake Forest (22,NR)       | A  | L | 63 | 76 |

ACC TOURNAMENT  
(Greensboro, N.C.)

|                         |   |   |    |    |
|-------------------------|---|---|----|----|
| M10 Wake Forest (22,NR) | N | L | 63 | 76 |
|-------------------------|---|---|----|----|

NCAA TOURNAMENT  
(Dallas, Texas)

|                  |   |   |    |    |
|------------------|---|---|----|----|
| M17 California   | N | W | 58 | 52 |
| M19 Texas (NR,9) | N | L | 54 | 75 |

NIT TOURNAMENT  
(Charlotte, N.C.)

|           |   |   |    |    |
|-----------|---|---|----|----|
| M13 Miami | N | L | 50 | 63 |
|-----------|---|---|----|----|

|                           |   |   |    |    |
|---------------------------|---|---|----|----|
| D16 Mount St. Mary's      | H | W | 80 | 65 |
| D20 Alabama (NR,10)       | H | L | 75 | 82 |
| D23 Cincinnati            | A | L | 71 | 80 |
| D28 East Carolina         | H | W | 64 | 57 |
| D30 UNC Wilmington        | H | W | 72 | 51 |
| J2 UNC Greensboro*        | H | L | 95 | 93 |
| J6 Boston College         | H | L | 58 | 74 |
| J9 Clemson (NR,17)        | H | L | 76 | 87 |
| J13 Wake Forest           | A | W | 88 | 74 |
| J20 Duke (NR,14)          | H | L | 56 | 79 |
| J24 Virginia              | H | L | 58 | 71 |
| J31 Virginia Tech (NR,16) | A | W | 70 | 59 |
| F3 North Carolina (NR,3)  | H | W | 83 | 79 |
| F6 Georgia Tech           | A | L | 65 | 74 |
| F10 Miami                 | A | L | 65 | 80 |
| F14 Maryland              | H | L | 70 | 85 |
| F18 Virginia Tech         | H | W | 81 | 56 |
| F21 North Carolina (NR,5) | A | L | 64 | 83 |
| F24 Florida State         | A | L | 52 | 78 |
| F28 Wake Forest           | H | W | 73 | 66 |
| M3 Maryland               | A | L | 59 | 79 |

ACC TOURNAMENT  
(Atlanta, Ga.)

|              |   |   |    |    |
|--------------|---|---|----|----|
| M12 Maryland | N | L | 69 | 74 |
|--------------|---|---|----|----|

|                            |   |   |    |    |
|----------------------------|---|---|----|----|
| D31 Towson                 | H | W | 88 | 68 |
| J3 Florida                 | A | L | 66 | 68 |
| J10 Clemson (NR,12)        | A | L | 51 | 63 |
| J13 Florida State          | H | L | 65 | 78 |
| J17 Georgia Tech*          | H | W | 76 | 71 |
| J20 Duke (NR,2)            | A | L | 56 | 73 |
| J24 Boston College         | A | L | 68 | 79 |
| J27 Miami*                 | H | W | 94 | 81 |
| J31 North Carolina (NR,5)  | H | L | 76 | 93 |
| F3 NC Central              | H | W | 87 | 59 |
| F8 Virginia Tech*          | A | L | 87 | 91 |
| F11 Wake Forest (NR, 7)    | H | W | 82 | 76 |
| F14 Georgia Tech           | A | W | 86 | 65 |
| F18 North Carolina (NR, 3) | A | L | 80 | 89 |
| F21 Virginia               | H | W | 72 | 67 |
| F26 Wake Forest (NR, 13)   | A | L | 78 | 85 |
| M1 Maryland                | H | L | 60 | 71 |
| M4 Boston College          | H | W | 74 | 69 |
| M7 Miami                   | A | L | 64 | 72 |

ACC TOURNAMENT  
(Atlanta, Ga.)

|              |   |   |    |    |
|--------------|---|---|----|----|
| M12 Maryland | N | L | 69 | 74 |
|--------------|---|---|----|----|

**1995-96**  
15-16 overall, 3-13 ACC (9th)

Coach: Les Robinson  
Captains: Todd Fuller, Curtis Marshall

|                  |   |   |     |    |
|------------------|---|---|-----|----|
| N25 VMI          | H | W | 104 | 78 |
| N27 Winthrop     | H | W | 97  | 48 |
| N30 Wofford      | H | W | 99  | 60 |
| D9 Davidson      | H | W | 84  | 80 |
| D20 UNC-Ashville | H | W | 120 | 71 |
| D23 Cal Poly SLO | A | W | 102 | 83 |

RAINBOW CLASSIC

|                           |    |   |     |    |
|---------------------------|----|---|-----|----|
| D28 Massachusetts (NR,1)  | N1 | L | 68  | 87 |
| D29 Missouri (NR,18)      | N1 | W | 87  | 68 |
| D30 Illinois (NR,12)      | N1 | L | 76  | 85 |
| J2 Western Carolina       | H  | W | 102 | 71 |
| J4 North Carolina (NR,16) | A  | L | 72  | 96 |
| J6 Virginia               | A  | L | 69  | 73 |
| J9 Boston University      | H  | W | 78  | 68 |
| J13 Florida State         | H  | W | 71  | 65 |
| J15 Central Florida       | A  | W | 81  | 74 |
| J18 Duke                  | H  | L | 70  | 71 |
| J20 Maryland*             | A  | L | 74  | 77 |
| J24 Georgia Tech          | H  | L | 71  | 76 |
| J27 Clemson (NR,18)       | A  | W | 64  | 61 |
| F31 Wake Forest (NR,12)   | A  | L | 62  | 66 |
| F3 North Carolina (NR,8)  | H  | W | 78  | 75 |
| F8 Virginia**             | H  | L | 82  | 84 |

7-UP SHOOTOUT

|                           |    |   |    |    |
|---------------------------|----|---|----|----|
| F11 Arizona State         | N2 | W | 89 | 69 |
| F14 Florida State         | A  | L | 66 | 79 |
| F17 Duke*                 | A  | L | 76 | 79 |
| F22 Maryland              | H  | L | 84 | 86 |
| F25 Georgia Tech* (NR,23) | A  | L | 83 | 92 |
| F28 Clemson               | H  | L | 76 | 80 |
| M2 Wake Forest (NR,13)    | H  | L | 70 | 72 |

ACC TOURNAMENT  
(Greensboro, NC)

|                         |   |   |    |    |
|-------------------------|---|---|----|----|
| M7 Florida State        | N | W | 80 | 65 |
| M8 Georgia Tech (NR,18) | N | L | 88 | 73 |

NIT  
(Honolulu, Hawaii)

|                       |
|-----------------------|
| (N1) Honolulu, Hawaii |
|-----------------------|

NIT  
(Phoenix, Ari.)

|                    |
|--------------------|
| (N2) Phoenix, Ari. |
|--------------------|

**HERB SENDEK ERA**  
(191-132)

**1996-97**  
17-15 overall, 4-12 ACC (8th)

Coach: Herb Sendek  
Captains: Al Pinkins, Jeremy Hyatt, Danny Strong, Jason Sutton

|                            |   |   |    |    |
|----------------------------|---|---|----|----|
| N22 Florida Atlantic       | H | W | 68 | 53 |
| N25 Penn State             | H | W | 44 | 41 |
| N27 Lamar                  | H | W | 67 | 52 |
| N30 Memphis                | A | W | 67 | 46 |
| D3 Winthrop                | H | W | 57 | 28 |
| D7 Wake Forest (NR,2)      | H | L | 45 | 53 |
| D19 Central Florida        | H | W | 70 | 52 |
| D21 Kansas (NR,1)          | A | L | 56 | 84 |
| D31 Arkansas-PB.           | H | W | 83 | 23 |
| J4 Florida State           | A | L | 51 | 71 |
| J7 Texas-PA.               | H | W | 75 | 25 |
| J12 Maryland (NR,19)       | H | L | 59 | 68 |
| J15 North Carolina (NR,22) | A | L | 56 | 59 |
| J18 Clemson (NR,3)         | A | L | 42 | 51 |
| J21 Duke (NR,10)           | H | L | 55 | 70 |
| J25 Georgia Tech           | A | L | 53 | 54 |
| J28 Virginia               | A | L | 50 | 56 |
| F1 Clemson (NR,7)          | A | L | 58 | 54 |
| F5 Maryland (NR,7)         | H | W | 55 | 66 |
| F8 Duke (NR,8)             | A | L | 51 | 80 |
| F12 North Carolina (NR,16) | H | L | 44 | 45 |
| F17 Wake Forest* (NR,4)    | A | W | 60 | 59 |
| F19 Virginia               | H | L | 46 | 55 |

**1997-98**  
17-15 overall, 5-11 ACC (8th)

Coach: Herb Sendek  
Captains: Ishua Benjamin, C.C. Harrison

IKON COACHES VS. CANCER CLASSIC

|                           |    |   |    |    |
|---------------------------|----|---|----|----|
| N11 Georgia (NR,19)       | N1 | W | 47 | 45 |
| N12 Princeton             | N1 | L | 36 | 38 |
| N17 Wofford               | H  | W | 71 | 49 |
| N25 North Texas           | H  | W | 92 | 75 |
| N29 Penn State            | A  | L | 57 | 61 |
| D4 Georgia Tech* (NR,22)  | A  | W | 71 | 69 |
| D7 Maryland-BC            | H  | W | 66 | 49 |
| D18 Sam Houston State     | H  | W | 89 | 60 |
| D20 South Carolina State  | H  | W | 68 | 67 |
| D22 Hampton               | H  | W | 86 | 61 |
| D31 Morehead State        | H  | W | 63 | 41 |
| J3 Florida State (NR,19)  | H  | L | 55 | 68 |
| J7 Duke (NR,2)            | A  | L | 50 | 64 |
| J10 Maryland              | H  | L | 65 | 68 |
| J14 Memphis               | H  | W | 71 | 60 |
| J18 Virginia              | A  | L | 56 | 59 |
| J21 North Carolina (NR,2) | H  | L | 60 | 74 |
| J25 Georgia Tech          | H  | W | 56 | 51 |
| J28 Florida State         | A  | L | 52 | 64 |
| J31 Clemson*              | A  | W | 82 | 80 |
| F4 Wake Forest            | H  | L | 62 | 68 |
| F8 Duke (NR,1)            | H  | L | 49 | 65 |
| F11 Maryland (NR,24)      | A  | L | 63 | 78 |
| F14 Norfolk State         | H  | W | 81 | 63 |
| F18 Virginia              | H  | W | 74 | 55 |
| F21 North Carolina (NR,1) | A  | W | 86 | 72 |
| F26 Clemson               | H  | L | 72 | 77 |
| M1 Wake Forest            | A  | L | 57 | 71 |

ACC TOURNAMENT  
(Greensboro, N.C.)

|                          |   |   |    |    |
|--------------------------|---|---|----|----|
| M5 Florida State         | N | W | 65 | 63 |
| M6 North Carolina (NR,1) | N | L | 46 | 73 |

NIT  
(Raleigh, N.C.)

|                  |   |   |    |    |
|------------------|---|---|----|----|
| M11 Kansas State | H | W | 59 | 39 |
| M17 Georgia      | H | L | 55 | 61 |

NIT  
(Meadowlands, N.J.)

ACC TOURNAMENT  
(Greensboro, N.C.)

|                          |   |   |    |    |
|--------------------------|---|---|----|----|
| M5 Florida State         | N | W | 65 | 63 |
| M6 North Carolina (NR,1) | N | L | 46 | 73 |

NIT  
(Raleigh, N.C.)

|                  |   |   |    |    |
|------------------|---|---|----|----|
| M11 Kansas State | H | W | 59 | 39 |
| M17 Georgia      | H | L | 55 | 61 |

**1998-99**  
19-14 overall, 6-10 ACC (t-5th)

Coach: Herb Sendek  
Captains: Game Captains

|                         |   |   |     |    |
|-------------------------|---|---|-----|----|
| N14 Maryland-E.S.       | H | W | 81  | 60 |
| N18 Campbell            | H | W | 87  | 36 |
| N21 Coastal Carolina    | H | W | 81  | 56 |
| N24 Providence          | A | L | 69  | 80 |
| N27 Charleston Southern | H | W | 93  | 57 |
| D1 Army                 | H | W | 94  | 33 |
| D5 Duke (NR,4)          | A | L | 69  | 89 |
| D12 Houston             | H | W | 100 | 73 |
| D17 Winthrop            | H | W | 81  | 51 |

PUERTO RICO HOLIDAY CLASSIC

|                           |    |   |    |    |
|---------------------------|----|---|----|----|
| D21 Middle Tenn. State    | N1 | W | 91 | 59 |
| D22 Ohio State            | N1 | L | 64 | 81 |
| D23 Oklahoma (NR,23)      | N1 | W | 62 | 58 |
| J2 Georgia Tech           | H  | W | 75 | 69 |
| J5 Clemson (NR,21)        | A  | L | 72 | 80 |
| J10 Maryland (NR,5)       | A  | L | 48 | 94 |
| J14 Virginia              | H  | W | 82 | 72 |
| J16 North Carolina (NR,9) | H  | L | 56 | 59 |
| J28 Virginia              | H  | W | 77 | 65 |
| J23 Florida State         | A  | L | 59 | 71 |
| J28 Wake Forest           | H  | W | 70 | 59 |
| J30 Duke (NR,2)           | H  | L | 61 | 80 |
| F2 Georgia Tech           | A  | W | 51 | 50 |
| F6 Clemson                | H  | W | 84 | 71 |
| F10 Maryland (NR,7)       | H  | L | 50 | 63 |

**RBC CENTER ERA**  
2010-02  
23-11 overall, 9-7 ACC (t-3rd)

Coach: Herb Sendek  
Captain: Archie Miller

BCA INVITATIONAL

|                      |   |   |
|----------------------|---|---|
| N14 Prairie View A&M | H | W |
|----------------------|---|---|



VS. ALL COMPETITION

Table with columns: Opponent, 1st Meeting, Last Meeting, Series Record, and opponent name with year. Lists various opponents and their meeting dates and series records.

VS. ALL CONFERENCES



VS. THE ACC

Table with columns: Team, W-L, H, A, N, RBC, Last 10, Streak, Under Lowe, Last Meeting. Lists ACC conference members and their records.

Note: All records are NC State's overall record vs. teams currently in the ACC, even if they were non-conference games before joining the conference

Large table with columns: Conference Name, Opponent, W, L, and various conference names (America East, Big Sky, etc.). Lists records for various conferences and their members.



2010-11 OPPONENTS

| School             | Alabama A&M              | Arizona                    | Boston College       | Charlotte            | Clemson                             | Coastal Carolina      |
|--------------------|--------------------------|----------------------------|----------------------|----------------------|-------------------------------------|-----------------------|
| Date(s) of Game(s) | 12/28/10 @ NC State      | 12/19/10 @ NC State        | 1/11/11 @ BC         | Charleston Classic   | 1/25/11 @ Clemson<br>2/17/11 @ NCSU | Charleston Classic    |
| Location           | Huntsville, Ala.         | Tucson, Ariz.              | Chestnut Hill, Mass. | Charlotte, N.C.      | Clemson, S.C.                       | Conway, S.C.          |
| Enrollment         | 6,000                    | 38,800                     | 14,500               | 24,701               | 19,111                              | 8,300                 |
| Conference         | SWAC                     | Pac-10                     | ACC                  | Atlantic 10          | ACC                                 | Big South             |
| Nickname           | Bulldogs                 | Wildcats                   | Eagles               | 49ers                | Tigers                              | Chanticleers          |
| Colors             | Maroon & White           | Cardinal & Navy            | Maroon & Gold        | Green & White        | Clemson Orange & Regalia            | Teal, Bronze, & Black |
| Arena              | T.M. Elmore Gym (1,000)  | McKale Center (14,545)     | Conte Forum (8,606)  | Halton Arena (9,105) | Littlejohn Coliseum (10,000)        | Kimbel Arena          |
| Head Coach         | Altherias Warmly         | Sean Miller                | Steve Donahue        | Alan Major           | Brad Brownell                       | Cliff Ellis           |
| Alma Mater (Yr)    | ABU '90                  | Pittsburgh '92             | Ursinus '84          | Purdue '92           | DePauw '91                          | Florida State '68     |
| W-L/Yrs at School  | 109-120/9 yrs            | 16-15/1 yr                 | First season         | First Season         | First Season                        | 52-42/3 yr            |
| W-L/Years Overall  | 109-120/9 yrs            | 136-62/6 yrs               | 146-138/10 yrs       | First Year           | 167-85/8 yrs                        | 664-391/34 yrs        |
| Assistant Coach    | Dexter Holt              | Archie Miller              | Joe Jones            | Ryan Odum            | Rick Ray                            | Don Hogan             |
| Assistant Coach    | Dorianne Johnson         | Emanuel Richardson         | Nat Graham           | Desmond Oliver       | Mike Winecki                        | Gus Hauser            |
| Assistant Coach    |                          | James Whitford             | Akbar Waheed         | Orlando Vandross     | Earl Grant                          | Richie Riley          |
| 2009-10 Record     | 11-18                    | 16-15                      | 15-16                | 19-12                | 21-11                               | 28-7                  |
| Conference W-L     | 9-9 (6th)                | 10-8 (4th)                 | 6-10 (8th)           | 9-7                  | 9-7 (5th)                           | 15-3                  |
| Postseason         | NA                       | NA                         | NA                   | NA                   | NCAA 1st Rd.                        | NA                    |
| Starters Returning | 2                        | 4                          | 4                    | 4                    | 3                                   | 2                     |
| Letterwinners Back | 9                        | 11                         | 9                    | 10                   | 12                                  | 6                     |
| Newcomers          | 4                        | 3                          | 2                    | 2                    | 1                                   | 5                     |
| SID Contact        | Brandon Willis           | Richard Paige              | Dick Kelley          | Thomas Whitestone    | Philip Sikes                        | Jay D'Abramo          |
| Office Phone       | 256-372-4005             | 520-621-4163               | 617-552-3039         | 704-687-6310         | 864-656-2114                        | 843-349-2822          |
| Fax Number         | 256-372-5919             | 520-621-2681               | 617-552-4903         | 704-687-4918         | 864-656-0299                        | 843-349-2819          |
| Email Address      | aamusportsinfo@yahoo.com | rp Paige@email.arizona.edu | kellyyri@bc.edu      | tewhites@unc.edu     | philips@clmson.edu                  | jdabramo@coastal.edu  |
| Website            | aamusports.com           | arizonawildcats.com        | bceagles.com         | charlotte49ers.com   | clmson.tigers.com                   | GoCCU.sports.com      |

| School             | Georgia Tech                 | Maryland                | Miami                     | North Carolina                  | San Diego                    | Syracuse              |
|--------------------|------------------------------|-------------------------|---------------------------|---------------------------------|------------------------------|-----------------------|
| Date(s) of Game(s) | 2/26/11 @ NCSU               | 2/20/11 @ Maryland      | 1/23/11 @ NCSU            | 1/29/11 @ UNC<br>2/23/11 @ NCSU | 1/1/11 @ NCSU                | 12/4/10 @ Syracuse    |
| Location           | Atlanta, Ga.                 | College Park, Md.       | Coral Gables, Fla.        | Chapel Hill, N.C.               | San Diego, Calif.            | Syracuse, N.Y.        |
| Enrollment         | 19,404                       | 37,000                  | 15,629                    | 27,700                          | 7,800                        | 12,560                |
| Conference         | ACC                          | ACC                     | ACC                       | ACC                             | West Coast                   | Big East              |
| Nickname           | Yellow Jackets               | Terrapins               | Hurricanes                | Tar Heels                       | Toreros                      | Orange                |
| Colors             | Old Gold & White             | Red, White, Black, Gold | Orange, Green & White     | Carolina Blue & White           | Torero Blue, Navy, White     | Orange                |
| Arena              | Alexander Memorial (9,191)   | Comcast Center (17,950) | BankUnited Center (7,200) | Dean Smith Center (21,750)      | Jenny Craig Pavilion (5,100) | Carrier Dome (31,616) |
| Head Coach         | Paul Hewitt                  | Gary Williams           | Frank Haith               | Roy Williams                    | Bill Grier                   | Jim Boheim            |
| Alma Mater (Yr)    | St. John Fisher '85          | Maryland '68            | Elon '88                  | North Carolina '72              | Oregon '90                   | Syracuse '66          |
| W-L/Yrs at School  | 177-144/10 yrs               | 442-238/21 yrs          | 108-86/6 yrs              | 196-54/7 yrs                    | 49-51/3 yrs                  | 829-293/34 yrs        |
| W-L/Years Overall  | 243-171/13 yrs               | 649-366/32 yrs          | 108-86/6 yrs              | 614-155/22 yrs                  | 49-51/3 yrs                  | 829-293/34 yrs        |
| Assistant Coach    | aDarryl LaBarrie             | Orlando Ranson          | Jorge Fernandez           | Steve Robinson                  | Bill Carr                    | Bernie Fine           |
| Assistant Coach    | Robert McCullum              | Keith Booth             | Jake Morton               | Jerod Haase                     | Mike Burns                   | Mike Hopkins          |
| Assistant Coach    | Peter Zaharis                | Robert Ehsan            | Michael Schwartz          | C.B. McGrath                    | Kyle Bankhead                | Rob Murphy            |
| 2008-09 Record     | 23-13                        | 24-9                    | 20-13                     | 20-17                           | 11-21                        | 30-5                  |
| Conference W-L     | 7-9 (7th)                    | 13-3 (t-1st)            | 4-12 (12th)               | 5-11 (9th)                      | 3-11 (6th)                   | 15-3 (1st)            |
| Postseason         | NCAA 2nd Rd.                 | NCAA 2nd Rd.            | NA                        | NIT Finals                      | NA                           | NCAA Sweet 16         |
| Starters Returning | 2                            | 2                       | 2                         | 2                               | 1                            | 2                     |
| Letterwinners Back | 9                            | 7                       | 8                         | 7                               | 6                            | 11                    |
| Newcomers          | 3                            | 6                       | 6                         | 4                               | 5                            | 4                     |
| SID Contact        | Mike Stamus                  | Doug Dull               | Margaret Belch            | Steve Kirschner                 | Ted Gosen                    | Pete Moore            |
| Office Phone       | 404-894-5445                 | 301-314-1482            | 305-284-3241              | 919-962-7258                    | 619-260-4745                 | 315-443-2608          |
| Fax Number         | 404-894-1248                 | 301-314-9094            | 305-284-2807              | 919-962-0612                    | 619-260-2990                 | 315-443-3405          |
| Email Address      | mstamus@athletics.gatech.edu | ddull@umd.edu           | mbelch@miami.edu          | stevekirschner@unc.edu          | tgosen@sandiego.edu          | pimooore@syr.edu      |
| Website            | ramblinwreck.com             | umterps.com             | hurricanesports.com       | TarHeelBlue.com                 | usdotroros.com               | suathletics.com       |

WOLFPACK BASKETBALL

| Delaware State   | Duke  | East Carolina   | Elon   | Fairleigh Dickinson                                       | Florida State   | George Mason  | Georgetown   |
|--|---|---|--|---|---|---|--|
| 12/22/10 @ NCSU  | 1/19/11 @ NCSU<br>2/5/11 @ Duke                                 | Charleston Classic  | 1/5/11 @ NCSU  | 11/27/10 @ NCSU   | 1/15/11 @ FSU<br>3/6/11 @ NCSU  | Charleston Classic  | Charleston Classic   |
| Dover, Del.<br>3,700   | Durham, N.C.<br>6,340   | Greenville, N.C.<br>27,703  | Elon, N.C.<br>5,666                                      | Teaneck, N.J.<br>6,051                                    | Tallahassee, Fla.<br>40,255   | Fairfax, Va.<br>32,067  | Washington, D.C.<br>15,318   |
| MEAC   | ACC   | Conference USA  | Southern   | Northeast   | ACC   | Colonial Athletic   | Big East   |
| Hornets  | Blue Devils   | Pirates   | Phoenix  | Knights   | Seminoles   | Patriots  | Hoyas  |
| Columbia Blue & Red Memorial Hall (2,000)                          | Duke Blue & White<br>Cameron Indoor (9,314)                     | Purple & Gold<br>Minges Coliseum (8,000)                          | Maroon & Gold<br>Alumni Gym (1,544)                      | Burgundy & Blue<br>Rothman Center (2,250)                 | Garnet & Gold<br>Tucker Center (12,100)                                 | Purple & Gold<br>Patroit Center (10,000)                            | Blue & Gray<br>Verizon Center (20,600)                               |
| Greg Jackson<br>St. Paul's '80<br>157-148/10 yrs<br>320-225/19 yrs | Mike Krzyzewski<br>Army '69<br>795-220/30 yrs<br>868-279/35 yrs | Jeff Lebo<br>North Carolina '89<br>First season<br>211-156/12 yrs | Matt Matheny<br>Davidson '92<br>9-23/1 yr<br>Tim Sweeney | Greg Vetrone<br>C.W. Post '86<br>11-21/1 yr<br>11-21/1 yr | Leonard Hamilton<br>Tenn.-Martin '71<br>153-105/8 yrs<br>353-315/23 yrs | Jim Larranaga<br>Providence '71<br>246-157/13 yrs<br>443-327/26 yrs | John Thompson III<br>Princeton '88<br>139-62/6 yrs<br>207-104/10 yrs |
| Keith Walker<br>Jarrell Wilkerson<br>Arthur Tyson                  | Steve Wojciechowski<br>Chris Collins<br>Nate James              | Tim Craft<br>Michael Perry<br>Ken Potosnak                        | Will Roberson<br>Jack Wooten                             | Bob Leckie<br>Jeremy Fink<br>Marcus Toney-EI              | Stan Jones<br>Corey Williams<br>Andy Enfield                            | Chris Caputo<br>Michael Huger<br>Eric Konkol                        | Mike Brennan<br>Kenya Hunter<br>Robert Kirby                         |
| 17-12<br>11-5 (2nd)  | 35-5<br>13-3 (t-1st)  | 10-21<br>4-12 (10th)  | 9-23<br>5-13 (t-11th)                                    | 11-21<br>10-8 (5th)                                       | 22-10<br>10-6 (t-3rd)   | 17-15<br>12-6 (4th)   | 23-11<br>10-8 (t-8th)  |
| NA   | NCAA Champions  | NA  | NA   | NA  | NCAA 1st Rd.  | NA  | NCAA 1st Rd.   |
| 2  | 3   | 5   | 2  | 3   | 3   | 5   | 3  |
| 10   | 10  | 10  | 11   | 7   | 11  | 11  | 9  |
| 6  | 3   | 3   | 5  | 5   | 4   | 2   | 5  |
| Paul Dodson<br>302-857-6065<br>302-857-6069                        | Matt Plizga<br>919-688-1712<br>919-686-2489                     | Jody Jones<br>252-737-4524<br>252-737-4528                        | Erica Roberson<br>336-278-6711<br>336-278-6768           | Chris Strauch<br>201-692-2204<br>201-692-9361             | Chuck Walsh<br>850-644-1077<br>850-644-3820                             | Dan Reisig<br>703-993-3268<br>703-993-3259                          | Bill Shapland<br>202-687-2492<br>202-687-2491                        |
| pdodson@desu.edu<br>dsuhornets.com                                 | plizga@duaa.duke.edu<br>goduke.com                              | jonesjod@ecu.edu<br>ecupirates.com                                | eroberson2@elon.edu<br>elonphoenix.com                   | strauchc@fdu.edu<br>fdunknights.com                       | cwalsh@fsu.edu<br>seminoles.com   | dreisig@gmu.edu<br>GoMason.com                                      | shaplanw@georgetown.edu<br>GUHoyas.com                               |

| USC Upstate   | Tennessee Tech   | Virginia   | Virginia Tech   | Wake Forest  | Wisconsin   | Wofford   | Youngstown State   |
|---|--|--|---|--|---|---|--|
| 12/11/10 @ NCSU   | Charleston Classic   | 3/1/11 @ Virginia  | 2/21/11 @ NCSU  | 1/8/11 @ NCSU<br>2/13/11 @ Wake                                    | 12/1/10 @ Wisc.   | Charleston Classic  | 12/16/10 @ NCSU  |
| Spartanburg, S.C.<br>5,268  | Cookeville, Tenn.<br>10,850  | Charlottesville, Va.<br>20,895                                   | Blacksburg, Va.<br>30,000   | Winston-Salem, N.C.<br>4,569                                       | Madison, Wisc.<br>42,099  | Spartanburg, S.C.<br>1,450  | Younstown, Ohio<br>15,058  |
| Atlantic Sun  | Ohio Valley  | ACC  | ACC   | ACC  | Big Ten   | Southern  | Horizon League   |
| Spartans  | Golden Eagles  | Cavaliers  | Hokies  | Dem Deacons  | Badgers   | Terriers  | Penguins   |
| Green, White, Black<br>Hodge Center (1,535)                       | Purple & Gold<br>Eblen Center (10,152)                             | Orange & Blue<br>John Paul Jones (14,593)                        | Orange Maroon & Orange<br>Cassell Coliseum (9,847)                          | Orange & Black<br>Lawrence Joel (14,665)                           | Cardinal & White<br>Kohl Center (17,230)                        | Old Gold & Black<br>Johnson Arena (3,500)                         | Red & White<br>Beeghly Center (6,300)                            |
| Eddie Payne<br>Wake Forest '73<br>115-121/8 yrs<br>375-394/25 yrs | Mike Sutton<br>East Carolina '78<br>129-117/8 yrs<br>129-117/8 yrs | Tony Bennett<br>Wisc.-Green Bay '92<br>15-16/1 yr<br>84-49/4 yrs | Seth Greenberg<br>Fairleigh Dickinson '78<br>132-94/7 yrs<br>345-264/20 yrs | Jeff Bzdelik<br>Illinois-Chi. '76<br>First season<br>115-105/7 yrs | Bo Ryan<br>Wilkes College '69<br>217-82/9 yrs<br>600-185/26 yrs | Mike Young<br>Emory & Henry '86<br>116-125/8 yrs<br>116-125/8 yrs | Jerry Slocum<br>Kings N.Y. '75<br>49-100/5 yrs<br>629-425/35 yrs |
| Kyle Perry<br>Ryan Walker<br>Bill Burrows                         | Steve Payne<br>DeAntoine Beasley<br>Russ Willemsen                 | Ritchie McKay<br>Ron Sanchez<br>Jason Williford                  | Adrian Autry<br>James Johnson<br>John Richardson                            | Jeff Battle<br>Rusty LaRue<br>Mark Pope                            | Greg Gard<br>Gary Close<br>Howard Moore                         | Paul Harrison<br>Mark Prosser<br>Shane Nichols                    | Michael Wernicki<br>Byron Thorne<br>Brian DePaoli                |
| 6-23<br>6-14 (9th)  | 15-17<br>8-10 (6th)  | 15-16<br>5-11 (t-9th)  | 25-9<br>10-6 (t-3rd)  | 20-11<br>9-7 (5th)   | 24-9<br>13-5 (4th)  | 26-9<br>15-3 (1st)  | 8-22<br>2-16 (10th)  |
| NA  | NA   | NA   | NIT 3rd Rd.   | NCAA 2nd Rd.   | NCAA 2nd Rd.  | NCAA 1st Rd.  | NA   |
| 3   | 2  | 3  | 3   | 3  | 3   | 3   | 1  |
| 4   | 9  | 6  | 5   | 6  | 12  | 12  | 3  |
| 10  | 5  | 7  | 10  | 5  | 4   | 3   | 12   |
| Bill English<br>864-503-5129<br>864-503-5127                      | Kate Nicewicz<br>931-372-3293<br>931-372-3114                      | Rich Murray<br>434-982-5500<br>434-982-5525                      | Bill Dyer<br>540-231-8852<br>540-231-6984                                   | Scott Wortman<br>336-758-6099<br>336-758-5140                      | Patrick Herb<br>608-890-2477<br>608-262-8184                    | Brent Williamson<br>864-597-4093<br>864-597-4129                  | Jamie Hall<br>330-941-3192<br>330-941-3191                       |
| benglish@uscupstate.edu<br>upstatespartans.com                    | knicewicz@tnitech.edu<br>TTUsports.com                             | rmurray@virginia.edu<br>VirginiaSports.com                       | wdyer@vt.edu<br>hokiesports.com   | wortmasm@wfu.edu<br>WakeForestSports.com                           | pah@athletics.wisc.edu<br>UWBadgers.com                         | williamsodb@wofford.edu<br>woffordterriers.com                    | jehall@ysu.edu<br>YSUsports.com                                  |



# SERIES RECORDS

## ARIZONA

(0-1)

NCSU AWAY: 0-1  
2009-10 a L 74-76

## BOSTON COLLEGE

(3-7)

NCSU HOME: 2-3  
NCSU IN RBC: 2-3  
NCSU AWAY: 1-3  
NCSU AT CONTE FORUM: 1-3  
NCSU NEUTRAL: 0-1  
LAST 10 GAMES: 3-7  
BIGGEST WIN: 2006, away, 78-60 (+18)  
BIGGEST LOSS: 1968, neutral, 55-72; 2008, away, 65-82 (-17)  
MOST NCSU POINTS SCORED: 2003, home, 81-93  
1967-68 n1 L 55-72  
2002-03 h L 81-93  
2003-04 a L 66-65\*  
2005-06 a W 78-60  
2006-07 h L 72-74\*\*  
2007-08 a L 65-82  
2008-09 a L 68-79  
2009-10 h W 74-69  
2009-10 h W 66-54  
1-Boston, Mass.

## CHARLOTTE

(6-2)

NCSU HOME: 4-1  
NCSU NEUTRAL: 2-1  
1972-73 h W 100-64  
1973-74 h W 104-72  
1974-75 h W 103-80  
1975-76 h W 67-64  
1975-76 n1 L 79-80  
1983-84 n2 W 79-60  
2000-01 h L 78-95  
2004-05 n3 W 75-63  
1-New York, N.Y. (NIT semi);  
2-Greensboro, N.C.; 3-Worcester, Mass. (NCAA-1st rd.)

## CLEMSON

(96-46)

NCSU AT HOME: 45-13  
NCSU IN RBC: 4-4  
NCSU IN REYNOLDS: 32-7  
NCSU AWAY: 31-28  
NCSU AT LITTLEJOHN: 16-22  
NCSU NEUTRAL: 20-5  
SINCE 1954: 73-39  
LAST 10 GAMES: 4-6  
LONGEST WIN STREAK: 15, 1941-56  
LONGEST LOSING STREAK: 6, 1992-95  
BIGGEST WIN: 1954, home, 113-59 (+54)  
BIGGEST LOSS: 1940, away, 31-66 (-31)  
MOST NCSU POINTS SCORED: 1970, home, 119-87  
1923-24 a W 22-15  
1925-26 h W 43-23  
1928-29 n1 W 31-28  
1933-34 h W 36-27

|         |    |   |        |
|---------|----|---|--------|
| 1934-35 | a  | L | 21-44  |
| 1935-36 | h  | W | 47-34  |
|         | a  | W | 27-21  |
|         | n2 | W | 32-31* |
| 1936-37 | h  | W | 54-29  |
|         | a  | W | 41-40* |
| 1937-38 | a  | W | 33-31  |
|         | h  | W | 55-35  |
| 1938-39 | h  | W | 54-37  |
| 1939-40 | a  | L | 31-66  |
|         | h  | L | 38-48  |
|         | a  | L | 39-48  |
| 1940-41 | h  | W | 44-43  |
|         | h  | W | 52-36  |
| 1941-42 | a  | W | 48-40  |
| 1942-43 | h  | W | 69-34  |
|         | a  | W | 48-43  |
|         | h  | W | 51-46* |
|         | a  | W | 86-54  |
|         | h  | W | 69-21  |
| 1953-54 | h  | W | 113-59 |
| 1954-55 | a  | W | 112-72 |
|         | h  | W | 119-85 |
|         | n3 | W | 101-76 |
|         | a  | W | 100-83 |
|         | h  | W | 105-88 |
|         | n3 | W | 88-84  |
|         | a  | L | 94-96* |
| 1956-57 | h  | W | 75-71  |
|         | a  | L | 59-63  |
| 1957-58 | h  | W | 56-54  |
|         | a  | W | 56-54  |
|         | n4 | W | 69-54* |
| 1958-59 | h  | W | 90-69  |
| 1959-60 | n4 | L | 62-65  |
|         | a  | W | 70-67  |
| 1960-61 | n4 | W | 63-52  |
| 1961-62 | h  | W | 80-64  |
|         | n4 | W | 73-71  |
|         | n3 | L | 46-67  |
| 1962-63 | a  | W | 56-55  |
|         | n4 | W | 66-50  |
|         | n5 | W | 79-78  |
| 1963-64 | h  | L | 52-66  |
|         | n6 | W | 45-43* |
| 1964-65 | a  | W | 78-74  |
|         | n6 | W | 62-61  |
| 1965-66 | h  | W | 76-58  |
|         | n6 | L | 74-76* |
| 1966-67 | a  | L | 60-80  |
|         | n6 | L | 50-62  |
| 1967-68 | h  | W | 78-66  |
|         | a  | W | 69-67  |
| 1968-69 | a  | L | 77-78  |
|         | n6 | W | 84-74  |
| 1969-70 | h  | W | 119-87 |
|         | n4 | W | 102-84 |
| 1970-71 | a  | L | 50-59  |
|         | n4 | W | 64-57* |
|         | h  | W | 58-46  |
|         | n4 | W | 74-59  |
| 1972-73 | a  | W | 86-76  |
|         | n4 | W | 68-61  |
|         | h  | W | 96-68  |
|         | a  | W | 80-75  |
| 1974-75 | h  | W | 92-89  |
|         | a  | L | 70-92  |
| 1975-76 | h  | W | 97-89  |
|         | a  | L | 90-103 |
| 1976-77 | h  | L | 59-60  |
|         | a  | L | 66-68  |
| 1977-78 | h  | W | 73-69  |
|         | a  | W | 72-65  |

|         |   |   |         |
|---------|---|---|---------|
| 1978-79 | a   | L | 72-85   |
|         | h   | W | 83-58   |
| 1979-80 | h   | W | 80-67   |
|         | a   | L | 70-78   |
| 1980-81 | a   | L | 68-76   |
|         | h   | L | 76-82   |
|         | a   | L | 75-59   |
| 1981-82 | a   | L | 54-65   |
| 1982-83 | a   | W | 76-70   |
|         | h   | W | 90-83   |
| 1983-84 | a   | L | 61-63   |
|         | h   | W | 69-59   |
| 1984-85 | a   | W | 71-68   |
|         | h   | W | 69-57   |
|         | n7  | W | 70-63   |
| 1985-86 | h   | W | 60-57   |
|         | a   | W | 73-69*  |
| 1986-87 | a   | L | 69-73   |
|         | h   | L | 75-78   |
| 1987-88 | h   | W | 70-61   |
|         | a   | W | 88-63   |
|         | n8  | W | 79-71   |
| 1988-89 | a   | W | 73-65   |
|         | h   | W | 90-75   |
| 1989-90 | h   | W | 79-77   |
|         | a   | L | 81-89   |
| 1990-91 | h   | W | 74-70   |
|         | a   | W | 72-62   |
| 1991-92 | h   | W | 78-75   |
|         | a   | W | 63-61   |
| 1992-93 | h   | W | 72-70   |
|         | a   | L | 82-92   |
| 1993-94 | a   | L | 73-95   |
|         | h   | L | 63-82   |
|         | n9  | L | 63-76   |
| 1994-95 | h   | L | 55-60   |
|         | a   | L | 45-62   |
| 1995-96 | a   | W | 64-61   |
|         | h   | L | 76-80   |
| 1996-97 | a   | L | 52-51   |
|         | h   | W | 58-54   |
| 1997-98 | a   | W | 82-80*  |
|         | h   | L | 72-77   |
| 1998-99 | a   | L | 72-80   |
|         | h   | W | 84-71   |
| 1999-00 | a   | L | 42-59   |
|         | h   | L | 63-66   |
| 2000-01 | a   | L | 69-72   |
|         | h   | W | 85-51   |
| 2001-02 | a   | W | 80-79   |
|         | h   | W | 83-54   |
| 2002-03 | h   | W | 78-56   |
|         | a   | W | 63-60   |
| 2003-04 | h   | W | 86-69   |
|         | a   | L | 55-60   |
| 2004-05 | a   | W | 80-70   |
| 2005-06 | a   | W | 94-85** |
| 2006-07 | h   | L | 76-87   |
| 2007-08 | a   | L | 54-70   |
|         | h   | L | 64-71   |
| 2008-09 | a   | L | 51-63   |
| 2009-10 | h   | L | 70-73   |
|         | n8  | W | 59-57   |
|         | 1-Atlanta (SCT-2nd rd.); 2-Raleigh (SCT-1st rd.); 3-Raleigh (ACC-1st rd.); 4-Charlotte; 5-Raleigh (Dixie-1st rd.); 6-Charlotte (NSD); 7-Atlanta (ACC-1st rd.); 8-Greensboro (ACC-1st rd.); 9-Charlotte (ACC-PI) |   |         |

## DELAWARE STATE

(1-0)

NCSU HOME: 1-0  
2006-07 h W 63-43

## DUKE

(97-135)

NCSU AT HOME: 56-68  
NCSU IN RBC: 3-6  
NCSU IN REYNOLDS: 34-26  
NCSU AWAY: 30-54  
NCSU AT CAMERON: 25-45  
NCSU NEUTRAL: 11-13  
SINCE 1954: 58-78  
LAST 10 GAMES: 3-7  
LONGEST WIN STREAK: 9, 1973-76  
LONGEST LOSING STREAK: 15, 1940-46  
BIGGEST WIN: 1948, home, 70-37 (+33)  
BIGGEST LOSS: 1967, away, 60-99 (-39)  
MOST NCSU POINTS SCORED: 1974, home, 113-87  
1911-12 h L 27-30  
1913-14 h L 21-35  
1913-14 h L 25-33  
1914-15 h L 27-46  
1914-15 h L 17-28  
1915-16 a L 22-31  
1915-16 h W 27-25  
1916-17 h L 24-32  
1916-17 h W 16-14  
1916-17 h L 0-2+  
1917-18 h W 28-18  
1917-18 a W 15-10  
1918-19 h W 28-18  
1918-19 h L 19-22  
1919-20 a L 22-28  
1919-20 h1 L 24-25  
1920-21 h L 11-33  
1920-21 h L 26-34  
1921-22 h L 19-22  
1921-22 a W 28-23  
1922-23 h L 27-32  
1922-23 h L 20-31  
1923-24 a L 23-35  
1923-24 h L 15-32  
1924-25 h W 29-22  
1925-26 h W 28-27  
1925-26 h W 32-24  
1926-27 h W 36-22  
1926-27 h W 29-23  
1927-28 a L 29-32  
1927-28 h W 37-27  
1928-29 h W 40-26  
1928-29 a L 21-32  
1929-30 h L 31-35  
1929-30 h L 26-33  
1930-31 h W 24-19  
1930-31 h W 26-23  
1931-32 a L 18-28  
1931-32 a L 21-25  
1932-33 h L 29-36  
1932-33 a W 40-28  
1933-34 h L 29-33  
1933-34 a L 34-41  
1934-35 h W 28-25  
1934-35 a L 28-35

|         |     |   |        |
|---------|-----|---|--------|
| 1935-36 | h   | W | 36-33  |
|         | a   | W | 32-29  |
| 1936-37 | h   | W | 30-27  |
|         | a   | L | 33-36* |
| 1937-38 | h   | L | 29-40  |
|         | a   | W | 49-45  |
| 1938-39 | h3  | L | 33-44  |
|         | a   | L | 37-43  |
|         | h   | L | 39-40  |
| 1939-40 | h3  | W | 40-39  |
|         | a   | L | 37-46  |
| 1940-41 | a   | W | 39-38  |
|         | h   | L | 37-44  |
| 1941-42 | a   | L | 28-40  |
|         | h   | L | 48-53  |
|         | h4  | L | 34-45  |
| 1942-43 | a   | L | 47-60  |
|         | h   | L | 32-53  |
| 1943-44 | h   | L | 36-60  |
|         | a   | L | 32-53  |
|         | h5  | L | 32-40  |
| 1944-45 | a   | L | 38-48  |
|         | h   | L | 40-47  |
| 1945-46 | h   | L | 34-46  |
|         | a   | L | 33-56  |
|         | h3  | L | 38-44* |
| 1946-47 | a   | L | 53-60  |
|         | h   | W | 83-57  |
| 1947-48 | a   | W | 44-43  |
|         | h   | W | 70-37  |
|         | a6  | W | 58-50  |
| 1948-49 | a   | W | 53-52  |
|         | h   | W | 47-44  |
| 1949-50 | a   | L | 55-58  |
|         | h   | W | 68-50  |
|         | a6  | W | 67-47  |
| 1950-51 | a   | W | 77-71  |
|         | h   | W | 75-65  |
|         | h5  | W | 67-63  |
| 1951-52 | a   | W | 72-70# |
|         | h   | L | 58-71  |
|         | h4  | W | 77-68  |
| 1952-53 | a   | W | 82-64  |
|         | h   | L | 82-84  |
| 1953-54 | a   | L | 85-87  |
|         | h   | L | 89-90  |
|         | h5  | W | 79-75  |
| 1954-55 | a   | W | 96-91  |
|         | h   | W | 84-78  |
|         | h7  | W | 87-77  |
| 1955-56 | a   | L | 58-68  |
|         | h   | W | 90-81  |
|         | h8  | W | 91-79  |
| 1956-57 | h9  | W | 102-80 |
|         | a   | L | 85-92  |
|         | h   | W | 79-72  |
| 1957-58 | a   | L | 75-76# |
|         | h   | L | 48-65  |
| 1958-59 | a   | W | 67-60  |
|         | h   | W | 80-72  |
| 1959-60 | a   | L | 34-47  |
|         | h   | W | 63-53  |
| 1960-61 | a   | L | 67-81  |
|         | h   | W | 61-59  |
| 1961-62 | a   | W | 61-60  |
|         | h   | W | 71-55  |
| 1962-63 | a   | L | 52-78  |
|         | h   | L | 55-56  |
|         | h8  | L | 65-82  |
| 1963-64 | a   | L | 70-91  |
|         | h   | L | 48-66  |
|         | h10 | L | 44-75  |

|         |     |   |         |
|---------|-----|---|---------|
| 1964-65 | h   | L | 74-84   |
|         | a   | L | 67-78*  |
|         | h7  | W | 91-85   |
| 1965-66 | a   | L | 77-84   |
|         | h   | L | 74-78   |
| 1966-67 | h7  | L | 66-71   |
|         | a   | L | 60-99   |
| 1967-68 | h   | L | 65-69   |
|         | a   | L | 76-82   |
|         | h   | L | 61-71   |
|         | n11 | W | 12-10   |
| 1968-69 | a   | W | 77-74   |
|         | h   | W | 88-73   |
| 1969-70 | a   | W | 77-76   |
|         | h   | L | 69-71   |
| 1970-71 | a   | W | 93-89   |
|         | h   | L | 78-82   |
| 1971-72 | n12 | W | 68-61   |
|         | n13 | W | 67-62   |
|         | h   | W | 85-58   |
|         | a   | L | 73-74*  |
|         | n12 | L | 60-73   |
| 1972-73 | h   | W | 94-87   |
|         | a   | W | 74-50   |
| 1973-74 | a   | W | 92-78   |
|         | h   | W | 113-87  |
| 1974-75 | a   | W | 95-71   |
|         | h   | W | 92-78   |
| 1975-76 | n13 | W | 104-95  |
|         | h   | W | 106-101 |
|         | a   | W | 96-95*  |
| 1976-77 | n14 | L | 82-84   |
|         | a   | W | 79-78   |
|         | h   | W | 92-74   |
|         | h   | W | 74-50   |
| 1977-78 | a   | L | 64-76   |
|         | n13 | L | 63-65   |
| 1978-79 | h   | L | 69-75   |
|         | a   | L | 48-66   |
|         | n15 | L | 59-62   |
| 1979-80 | a   | L | 56-67   |
|         | h   | W | 76-59   |
|         | n12 | L | 62-68   |
| 1980-81 | n16 | W | 74-60   |
|         | h   | L | 47-56   |
|         | a   | W | 52-51   |
| 1981-82 | a   | L | 48-49   |
|         | h   | W | 72-56   |
| 1982-83 | h   | W | 94-79   |
|         | a   | W | 96-79   |
| 1983-84 | a   | W | 79-76   |
|         | h   | L | 70-73*  |
| 1984-85 | h   | W | 89-71   |
|         | a   | W | 70-66   |
| 1985-86 | a   | L | 64-74   |
|         | h   | L | 70-72   |
| 1986-87 | h   | W | 87-74   |
|         | a   | L | 50-66   |
| 1987-88 | n17 | W | 71-64*  |
|         | a   | W | 77-74   |
|         | h   | W | 89-78   |
|         | n15 | L | 71-73   |
| 1988-89 | h   | W | 88-73   |
|         | a   | L | 65-86   |
| 1989-90 | a   | L | 82-85*  |
|         | h   | W | 76-71   |
| 1990-91 | h   | W | 95-89   |
|         | a   | L | 65-72   |
|         | n11 | L | 72-93   |
| 1991-92 | a   | L | 75-110  |
|         | h   | L | 63-71   |
| 1992-93 | a   | L | 56-92   |
|         | h   |   |         |

a W 79-69  
 2004-05 h W 76-68  
 a W 53-51  
 2005-06 h W 87-78  
 a L 68-71  
 2006-07 a L 65-74  
 2007-08 h L 74-77  
 2008-09 h W 76-71\*  
 a W 86-65  
 2009-10 a L 71-73  
 n6 L 54-57  
 1-Raleigh (Dixie-semi); 2-Charlotte  
 3-Charlotte (ACC-1st rd.);  
 4-Greensboro (ACC-quart.);  
 5-Greensboro (ACC-1st rd.);  
 6-Greensboro (ACC-semi)

MARYLAND  
 (72-74)

NCSU AT HOME: 32-29  
 NCSU IN RBC: 3-7  
 NCSU IN REYNOLDS: 25-18  
 NCSU AWAY: 21-37  
 NCSU AT COMCAST: 2-4  
 NCSU NEUTRAL: 19-8  
 SINCE 1954: 60-60  
 LAST 10 GAMES: 3-7  
 LONGEST WIN STREAK: 10, 1968-71  
 LONGEST LOSING STREAK: 7, 1982-  
 85, 2007-10  
 BIGGEST WIN: 1970, Greensboro,  
 91-57 (+34)  
 BIGGEST LOSS: 1999, away, 48-94  
 (-46)  
 MOST POINTS SCORED: 1991, home,  
 114-91

1924-25 n1 W 30-16  
 1926-27 h W 38-23  
 1927-28 a L 24-36  
 1929-30 a W 28-26  
 h L 19-21  
 1936-37 h W 35-33  
 a L 35-41  
 n2 W 42-35  
 1938-39 h W 46-40  
 n3 L 29-53  
 1939-40 h L 36-43  
 1943-44 n2 W 42-23  
 1944-45 h W 46-32  
 a W 57-42  
 1945-46 h L 39-47  
 a L 33-37  
 1946-47 n2 W 55-43  
 1950-51 n4 W 54-45  
 1954-55 a L 64-68  
 h W 78-58  
 1955-56 a W 73-64  
 h L 62-71  
 1956-57 a L 66-79  
 h L 49-56  
 1957-58 a W 57-48  
 h W 69-64  
 1958-59 a W 55-53  
 h W 53-37  
 1959-60 a L 53-63  
 h W 48-46  
 n5 W 74-58  
 1960-61 n6 W 75-67  
 a L 57-75  
 h W 83-66  
 1961-62 a W 73-68\*  
 h W 68-61  
 1962-63 a W 76-74\*  
 h W 79-59  
 1963-64 a L 62-72

h W 66-65  
 1964-65 a W 63-62  
 h W 73-67  
 n7 W 76-67  
 1965-66 a L 48-59  
 h W 60-58\*  
 1966-67 h L 38-54  
 a L 55-60  
 1967-68 a W 75-62  
 h W 68-52  
 n8 W 63-54  
 n9 W 85-69  
 a W 86-81  
 1969-70 n9 W 91-57  
 h W 64-54  
 n8 W 67-57  
 a W 83-81  
 1970-71 h W 71-61  
 a L 70-83  
 h L 65-66e  
 1972-73 a W 87-85  
 h W 89-78  
 n10 W 76-74  
 h W 80-74  
 a W 86-80  
 n10 W 103-100\*  
 1974-75 a L 85-103  
 h L 97-98  
 n11 W 87-85  
 a L 69-87  
 h L 84-102  
 1976-77 a L 80-87  
 h L 73-75  
 n12 W 82-72  
 h W 88-82  
 a W 80-73  
 n12 L 108-109@  
 1978-79 a L 110-124  
 h L 81-82#  
 1979-80 h W 67-62  
 a L 62-66  
 a L 75-82\*  
 h L 72-76  
 h W 74-53  
 a W 52-38  
 n12 W 40-28  
 1982-83 a L 81-86  
 h L 58-67  
 1983-84 h L 55-59  
 a L 50-63  
 n12 L 63-69  
 1984-85 a L 56-58  
 h L 70-71  
 1985-86 a W 67-55  
 h L 66-67  
 1986-87 h W 69-47  
 a W 85-72  
 1987-88 a W 83-81  
 h W 74-68  
 a W 90-67  
 1988-89 h W 94-77  
 n13 L 49-71  
 1989-90 h W 81-61  
 a L 95-96  
 1990-91 a L 100-104  
 h W 114-91  
 1991-92 h W 94-88  
 a L 74-77  
 1992-93 h L 65-70  
 a L 71-88  
 n8 L 55-76  
 1993-94 a L 70-102  
 h W 79-71  
 1994-95 h L 67-84  
 a L 71-84  
 1995-96 a L 74-77

h L 84-86\*  
 1996-97 h L 59-68  
 a L 55-66  
 n11 W 65-58  
 1997-98 h L 65-68  
 h L 63-78  
 1998-99 a L 48-94  
 h L 50-63  
 1999-00 h W 68-66  
 a L 73-78  
 n14 L 61-64  
 2000-01 h L 61-75  
 a L 66-95  
 2001-02 h L 65-72  
 a L 73-89  
 n14 W 86-82  
 2002-03 a L 60-75  
 h L 65-68  
 2003-04 a W 81-69  
 h L 69-70  
 n11 L 82-85  
 2004-05 a W 85-69  
 h W 82-63  
 2005-06 h W 62-58  
 2006-07 h L 70-85  
 a L 59-79  
 2007-08 a L 70-84  
 2008-09 h L 60-71  
 n13 L 69-74  
 2009-10 a L 64-88  
 h L 58-67

1-Atlanta (SCT-1st rd.); 2-Raleigh  
 (SCT-1st rd.); 3-Raleigh(SCT-  
 semi); 4-Raleigh (SCT-final);  
 5-Raleigh (ACC 1st rd.); 6-Raleigh  
 (Dixie-cons.); 7-Raleigh (ACC-  
 semi); 8-Charlotte (ACC-1st rd.);  
 9-Greensboro; 10-Greensboro  
 (ACC-final); 11-Greensboro (ACC-  
 semi); 12-Greensboro (ACC-1st rd.);  
 13-Atlanta (ACC-1st rd.); 14-Charlotte  
 (ACC-semi)

MIAMI  
 (6-4)

NCSU HOME: 4-0  
 NCSU IN RBC: 3-0  
 NCSU AWAY: 2-3  
 NCSU AT BANKUNITED: 2-3  
 NCSU NEUTRAL: 0-1  
 BIGGEST WIN: 2006, home, 81-69  
 (+12)  
 BIGGEST LOSS: 2007, away, 65-80  
 (-15)  
 MOST POINTS SCORED: 2006, away,  
 86-77  
 1939-40 h W 46-35  
 2004-05 a L 66-67  
 2005-06 h W 81-69  
 a W 86-77\*\*  
 2006-07 a L 65-80  
 2007-08 h W 79-77\*  
 n1 L 50-63  
 2008-09 h W 84-81\*  
 a L 64-72  
 2009-10 a W 71-66  
 1-Charlotte (ACC-1st rd.)

NORTH CAROLINA  
 (75-142)

NCSU AT HOME: 44-59  
 NCSU IN RBC: 3-8  
 NCSU IN REYNOLDS: 29-29  
 NCSU AWAY: 22-69

NCSU AT SMITH CENTER: 5-19  
 NCSU NEUTRAL: 9-14  
 SINCE 1954: 44-91  
 LAST 10 GAMES: 1-9  
 LONGEST WIN STREAK: 15, 1947-52  
 LONGEST LOSING STREAK: 11,  
 1933-38  
 BIGGEST WIN: 1949, away, 79-39  
 (+40)  
 BIGGEST LOSS: 1921, away, 10-62  
 (-52)  
 MOST NCSU POINTS SCORED: 1992,  
 away, 99-94

1912-13 h W 26-18  
 1918-19 h1 W 39-29  
 1919-20 a L 12-42  
 h W 32-21  
 1920-21 a L 10-62  
 h W 32-31  
 1921-22 h L 17-30  
 a L 19-49  
 1922-23 h L 9-39  
 a L 26-45  
 1923-24 a L 9-44  
 h L 24-41  
 1924-25 h L 17-27  
 a L 10-29  
 1925-26 a L 21-31  
 h W 17-8  
 1926-27 a L 20-40  
 h L 13-19  
 1927-28 h L 21-31  
 a L 21-31  
 1928-29 a L 32-41  
 h L 34-35  
 1929-30 h L 25-27  
 a W 28-26  
 1930-31 a L 16-22  
 h W 23-20  
 1931-32 h W 19-18  
 a W 36-17  
 1932-33 a L 23-32  
 h L 28-35  
 1933-34 h W 34-30  
 a L 24-45  
 1934-35 a L 27-32  
 h L 35-37  
 n2 L 28-30  
 1935-36 a L 35-37  
 h L 29-31  
 n2 L 28-36  
 1936-37 h L 35-41  
 a L 31-34  
 1937-38 a L 31-39  
 h L 32-41  
 1938-39 h W 35-22  
 a L 25-45  
 1939-40 a L 41-52  
 h L 36-60  
 1940-41 h L 26-47  
 a L 30-60  
 1941-42 a L 28-41  
 h W 32-30  
 1942-43 h W 47-36  
 a L 36-45  
 1943-44 a L 24-52  
 h L 27-32  
 1944-45 a L 46-61  
 h L 35-43  
 n3 L 28-55  
 1945-46 a L 34-71  
 h L 44-55  
 1946-47 a W 48-46\*  
 n4 W 50-48  
 1947-48 h W 81-42  
 a W 69-45

n5 W 55-50  
 1948-49 h W 67-36  
 a W 79-39  
 1977-78 n13 L 82-87  
 a L 64-69  
 h W 72-67  
 1949-50 a W 61-57  
 h W 70-44  
 1950-51 h W 71-58  
 a W 68-53  
 1951-52 n6 W 58-51  
 a W 58-53\*  
 h W 71-52  
 1952-53 h L 69-70  
 a W 87-66  
 n3 W 86-54  
 1953-54 a W 84-77  
 h W 57-48  
 n7 W 52-51  
 1954-55 n6 W 47-44  
 h L 80-84  
 a W 79-75  
 1955-56 n8 W 82-60  
 a L 69-73  
 h W 79-73  
 1956-57 h L 57-83  
 a L 57-86  
 1957-58 n8 L 30-39  
 a W 58-57#  
 h L 69-81  
 n9 L 58-64  
 1958-59 h L 68-72\*  
 a L 67-74  
 n10 W 80-56  
 a L 51-62  
 1959-60 h L 62-66  
 h L 66-97  
 1960-61 a L 56-62  
 h W 85-57  
 1962-63 a L 65-67\*  
 h L 63-68  
 1963-64 a L 71-79  
 h W 51-49  
 1964-65 a W 65-62  
 h L 68-69  
 1965-66 a L 75-83  
 h W 87-77  
 1966-67 a L 78-79  
 h L 60-77  
 n11 L 53-56  
 1967-68 h L 66-68  
 a L 84-96  
 n12 L 50-87  
 a L 63-83  
 1968-69 h L 62-85  
 h L 69-78  
 1969-70 a L 86-88  
 1970-71 n13 W 82-70  
 h L 63-65  
 a L 81-97  
 1971-72 n13 L 68-99  
 a L 78-101  
 h W 85-84  
 1972-73 n13 W 68-61  
 h W 76-73  
 a W 82-78  
 1973-74 n14 W 78-77  
 a W 83-80  
 h W 83-72  
 1974-75 n15 W 82-67  
 h W 88-85  
 a L 74-76  
 n16 L 66-70  
 a W 68-67  
 h L 79-91  
 1976-77 n14 L 66-78  
 h W 75-73

a L 73-90  
 n17 L 56-70  
 1977-78 n13 L 82-87  
 a L 64-69  
 h W 72-67  
 1949-50 a W 61-57  
 h W 70-44  
 1950-51 h W 71-58  
 a W 68-53  
 1951-52 n6 W 58-51  
 a W 58-53\*  
 h W 71-52  
 1952-53 h L 69-70  
 a W 87-66  
 n3 W 86-54  
 1953-54 a W 84-77  
 h W 57-48  
 n7 W 52-51  
 1954-55 n6 W 47-44  
 h L 80-84  
 a W 79-75  
 1955-56 n8 W 82-60  
 a L 69-73  
 h W 79-73  
 1956-57 h L 57-83  
 a L 57-86  
 1957-58 n8 L 30-39  
 a W 58-57#  
 h L 69-81  
 n9 L 58-64  
 1958-59 h L 68-72\*  
 a L 67-74  
 n10 W 80-56  
 a L 51-62  
 1959-60 h L 62-66  
 h L 66-97  
 1960-61 a L 56-62  
 h W 85-57  
 1962-63 a L 65-67\*  
 h L 63-68  
 1963-64 a L 71-79  
 h W 51-49  
 1964-65 a W 65-62  
 h L 68-69  
 1965-66 a L 75-83  
 h W 87-77  
 1966-67 a L 78-79  
 h L 60-77  
 n11 L 53-56  
 1967-68 h L 66-68  
 a L 84-96  
 n12 L 50-87  
 a L 63-83  
 1968-69 h L 62-85  
 h L 69-78  
 1969-70 a L 86-88  
 1970-71 n13 W 82-70  
 h L 63-65  
 a L 81-97  
 1971-72 n13 L 68-99  
 a L 78-101  
 h W 85-84  
 1972-73 n13 W 68-61  
 h W 76-73  
 a W 82-78  
 1973-74 n14 W 78-77  
 a W 83-80  
 h W 83-72  
 1974-75 n15 W 82-67  
 h W 88-85  
 a L 74-76  
 n16 L 66-70  
 a W 68-67  
 h L 79-91  
 1976-77 n14 L 66-78  
 h W 75-73

h L 63-77  
 a L 61-74  
 1-(SBC); 2-Raleigh (SCT-semi);  
 3-Raleigh (SCT-1st rd.); 4-Durham  
 (SCT-final); 5-Durham (SCT-semi);  
 6-Raleigh (Dixie-semi); 7-Raleigh  
 (ACC-1st rd.); 8-Raleigh (Dixie-semi);  
 9-Raleigh (ACC-semi); 10-Raleigh  
 (ACC-final); 11-Greensboro  
 (ACC-1st rd.); 12-Charlotte (ACC-  
 final); 13-Greensboro (B4-final);  
 14-Greensboro (B4-semi);  
 15-Greensboro (B4-cons.);  
 16-Greensboro (ACC-final);  
 17-Greensboro (ACC-semi);  
 18-Landover (ACC-1st rd.); 19-Atlanta  
 (ACC-semi); 20-Landover (ACC-final);  
 21-Tampa, Fla. (ACC-final)

SYRACUSE  
 (1-2)

NCSU HOME: 0-1  
 NCSU AWAY: 1-1  
 1990-91 a L 79-86  
 2000-01 h L 53-54  
 2001-02 a W 82-68

VIRGINIA  
 (80-56)

NCSU AT HOME: 38-18  
 NCSU IN RBC: 7-3  
 NCSU IN REYNOLDS: 30-15  
 NCSU AWAY: 23-36  
 NCSU AT JPJ ARENA: 0-3  
 NCSU NEUTRAL: 19-2  
 SINCE 1954: 69-50  
 LAST 10 GAMES: 4-6  
 LONGEST WIN STREAK: 11, 1954-59,  
 1972-76  
 LONGEST LOSING STREAK: 7, 1979-  
 83, 1994-98  
 BIGGEST WIN: 1956, home, 99-54  
 (+45)  
 BIGGEST LOSS: 1913, away, 10-53  
 (-43)  
 MOST POINTS SCORED: 1955, away,  
 114-97

1912-13 a L 10-53  
 1924-25 h L 20-21  
 1926-27 a W 13-9  
 1927-28 a W 33-23  
 1928-29 h W 41-15  
 1929-30 a W 36-31  
 1931-32 a L 17-20  
 1932-33 a W 31-27  
 1933-34 h W 35-31  
 1935-36 h W 40-28  
 1936-37 h W 40-17  
 1945-46 a L 29-53  
 1954-55 h W 98-91  
 a W 114-97  
 1955-56 h W 99-54  
 a W 77-76  
 1956-57 n1 W 80-63  
 h W 87-60  
 1957-58 h W 84-70  
 n1 W 61-58  
 1958-59 h W 73-68  
 a W 87-70  
 n2 W 66-63  
 1959-60 a L 48-53  
 h W 87-53  
 1960-61 n1 W 94-71  
 n3 W 91-58

h W 99-72  
 a W 88-68  
 1962-63 a L 69-78  
 h L 75-84  
 1963-64 a L 53-63  
 a L 48-50  
 1964-65 a W 73-67  
 h W 92-69  
 n4 W 106-69  
 1965-66 a W 98-87  
 h W 86-69  
 n4 W 86-77  
 1966-67 h L 70-83  
 a W 70-59  
 1967-68 a W 79-77  
 h W 91-63  
 1968-69 n3 W 95-80  
 h W 66-62  
 1969-70 n3 W 71-60  
 a W 71-66  
 n5 W 67-66  
 1970-71 a L 53-79  
 h W 97-77  
 1971-72 h L 73-84  
 a L 68-69  
 1972-73 a W 68-61  
 h W 64-59  
 n6 W 63-51  
 1973-74 a W 90-70  
 h W 105-93  
 n6 W 87-66  
 1974-75 h W 101-72  
 a W 59-46  
 n7 W 91-85  
 1975-76 h W 78-71  
 a W 75-73  
 n8 L 63-75  
 1976-77 a W 80-66  
 h W 73-57  
 1977-78 h L 68-74  
 a L 73-81\*  
 1978-79 a L 62-67  
 h W 87-67  
 n7 W 82-78  
 1979-80 h W 64-56  
 a L 47-49  
 1980-81 a L 55-63  
 h L 46-51  
 1981-82 h L 36-39  
 a L 40-45  
 1982-83 h L 80-88  
 a L 75-86  
 n9 W 81-78  
 n10 W 63-62  
 1983-84 a L 54-57  
 h L 63-74  
 1984-85 h W 51-45  
 a W 57-55  
 1985-86 h W 55-53  
 a L 60-69  
 n7 L 62-64  
 1986-87 a L 60-61  
 a L 65-72  
 1987-88 h W 75-69  
 a W 64-63  
 1988-89 a L 71-91  
 h L 75-76  
 1989-90 h W 84-58  
 h L 71-77  
 1990-91 a L 72-104  
 h W 83-76  
 1991-92 h L 69-80  
 a L 68-74  
 1992-93 h L 56-73  
 a L 66-75  
 1993-94 a L 58-79

h W 67-54  
 1994-95 h L 65-76  
 a L 55-65  
 1995-96 a L 69-73  
 h L 82-84#  
 1996-97 a L 50-56  
 h L 46-55  
 1997-98 a L 56-59  
 h W 74-55  
 1998-99 h W 82-72  
 a L 79-82\*  
 1999-00 h W 65-62  
 a L 82-88  
 n11 W 76-65  
 2000-01 a L 81-88  
 h W 90-80  
 2001-02 a W 81-74  
 h W 85-68  
 n11 W 92-72  
 2002-03 h W 75-63  
 a L 58-61  
 2003-04 h W 86-69  
 a W 79-63  
 2004-05 h L 62-64  
 a W 82-72  
 2005-06 h W 66-64  
 2006-07 a L 62-67  
 h L 58-71  
 n12 W 79-71  
 2007-08 a L 60-78  
 2008-09 h W 72-67  
 2009-10 h L 62-70  
 a L 47-59

1-Portsmouth; 2-Raleigh (ACC-semi);  
 3-Greensboro; 4-Raleigh (ACC-1st rd.);  
 5-Charlotte (ACC-semi); 6-Greensboro  
 (ACC-semi); 7-Greensboro (ACC-  
 1st rd.); 8-Landover (ACC-1st rd.);  
 9-Atlanta (ACC-final); 10-Ogden  
 (NCAA-west final); 11 - Charlotte (ACC  
 quarterfinal); 12-Tampa, Fla. (ACC  
 quarterfinal)

VIRGINIA TECH  
 (34-13)

NCSU AT HOME: 19-4  
 NCSU IN RBC: 3-0  
 NCSU AWAY: 10-7  
 NCSU AT CASSELL: 3-2  
 NCSU NEUTRAL: 5-2  
 LAST 10 GAMES: 6-4  
 LONGEST WIN STREAK: 17, 1927-39  
 LONGEST LOSING STREAK: 7, 1915-22  
 BIGGEST WIN: 1951, home, 114-66  
 (+48)  
 BIGGEST LOSS: 1921, home, 12-42  
 (-30)  
 MOST POINTS SCORED: 1979, neu-  
 tral, 97-88  
 1914-15 h L 20-31  
 h L 19-32  
 1915-16 a L 16-29  
 1916-17 h L 18-27  
 1919-20 a L 17-42  
 1920-21 n1 L 12-42  
 1921-22 a L 20-32  
 1926-27 h W 29-24  
 1929-30 a W 31-17  
 h W 41-18  
 1930-31 h W 22-18  
 1931-32 h W 33-17  
 a W 22-18  
 1932-33 h W 46-18  
 a W  
 45-25 1933-34 h W 45-30  
 a W 46-30  
 1934-35 h W 29-17

a W 40-21  
 1935-36 h W 44-28  
 a W 46-44  
 1936-37 a W 36-24  
 h W 38-29  
 1938-39 h W 52-35  
 1940-41 a L 35-54  
 1941-42 h W 54-43  
 1942-43 h W 43-40  
 1949-50 h W 81-56  
 n2 W 67-42  
 1950-51 h W 114-66  
 1953-54 h W 91-62  
 n3 W 96-54  
 1969-70 a W 78-63  
 1970-71 h W 94-87  
 1977-78 n4 W 83-68  
 1978-79 n4 W 97-88  
 1983-84 n5 L 65-89  
 2004-05 a L 71-72  
 h W 74-54  
 2005-06 a W 70-64  
 2006-07 a W 70-59  
 h W 81-56  
 n6 W 72-64  
 2007-08 h W 73-63  
 2008-09 a L 87-91\*  
 2009-10 h L 52-72  
 a L 59-71

1 - Lexington, Ky.; 2 - Durham, N.C.;  
 3 - Lynchburg, Va.; 4 - Charlotte, N.C.;  
 5 - Greensboro, N.C.; 6 - Tampa, Fla.  
 (ACC Semi)

WAKE FOREST  
 (132-99)

NCSU AT HOME: 93-53  
 NCSU IN RBC: 7







## MEDIA RELATIONS STAFF



**BRIAN REINHARDT**  
Men's Basketball Contact  
Office: (919) 515-8953 • Cell: (919) 819-8317  
email: brian\_reinhardt@ncsu.edu



**ANNABELLE MYERS**  
Assistant AD for Media Relations  
Office: (919) 515-1181 • Cell: (919) 819-8302  
email: annabelle\_myers@ncsu.edu



**MARK KIMMEL**  
Assistant Director  
Office: (919) 515-1183  
Cell: (919) 819-8334  
e-mail: mark\_kimmel@ncsu.edu



**BRUCE WINKWORTH**  
Assistant Director  
Office: (919) 515-1182  
Cell: (919) 819-3035  
email:bruce\_winkworth@ncsu.edu



**BRANDON YOPP**  
Assistant Director  
Office: (919) 515-8195  
Cell: (919) 819-1826  
email: brandon\_yopp@ncsu.edu



**BRYTHE BLAKENSHIP**  
Assistant  
Office: (919) 515-2898  
email: brytheb14@gmail.com



**CAVAN FOSNES**  
Assistant  
Office: (919) 515-1180  
email: fosnesncsu@gmail.com



**TIM PEELER**  
GoPack.com  
Cell: (919) 345-4016  
email: tim\_peeler@ncsu.edu

## COVERING NC STATE

The NC State Media Relations Office wants to make covering the Wolfpack an enjoyable and productive experience for the media. Please feel free to call any of us at any time for information or interviews.

**PRESS CREDENTIALS:** Credentials are issued to working members of the media only. All requests for credentials should be made from sports editors of daily newspapers and sports directors of radio and television stations as soon as possible.

Requests should be made in writing to Brian Reinhardt at Box 8502, Raleigh, NC 27695 or by email (brian\_reinhardt@ncsu.edu)

Season credentials will be granted only to daily newspapers and television/radio stations that cover NC State basketball on a regular basis. Other media outlets will be granted credentials on a single-game, space-available basis at the discretion of the Media Relations Office.

**INTERVIEW POLICIES:** All interviews with NC State student-athletes must be arranged through the Media Relations Office. Please call at least 24 hours in advance to set up an interview. There will be no interviews on game days.

**TELEPHONE PLAYER INTERVIEWS:** Request telephone interviews at least 24 hours in advance through the Media Relations office. Telephone requests will be returned when players' schedules allow.

**COVERING PRACTICE:** NC State basketball practices are closed to the media.

**PRESS CONFERENCES:** Coach Lowe will conduct press conferences on Fridays in the Weisiger-Brown Facility (time TBA). Media unable to attend may access via teleconference. Please contact the Media Relations Office for the phone number and operating instructions.

**POSTGAME INTERVIEWS:** Following a brief cooling off period, Wolfpack players will be brought to the interview area adjacent to the NC State lockerroom. Players will be available for 20 minutes. Both Coach Lowe and the visiting head coach will be brought to the press area for a postgame press conference after the lockerrooms are open.

**Media Relations Phone:** (919) 515-2102

**Media Relations Fax:** (919) 515-3624

**Media Relations Mailing Address:**  
NC State Media Relations, Box 8502, Raleigh, NC 27695

**Delivery/Overnight Address:**  
Weisiger-Brown Athletic Facility, 2500 Warren Carroll Drive, Raleigh, NC 27695

**Internet Site:** GoPack.com

**ON THE WEB/EMAIL:** NC State news releases, statistics, and recaps are available at the school's official athletic web site — [www.GoPack.com](http://www.GoPack.com).

## GAME DAY MEDIA SERVICES

**MEDIA PARKING:** Available on a limited basis. Requests for parking passes should be made when submitting press and/or photo credential requests. All media parking is in the Stadium North Lot, under the football scoreboard.

**MEDIA WILL CALL:** The press entrance and the press will-call are located on the north side of the arena, adjacent to the main entrance at the VIP entrance.

**PRESS ROOM:** The NC State press room is located on the south end outer hallway of the RBC Center. A number of telephone lines are available in the press room for writers, photographers and radio and wireless service is also available.

**MEDIA SERVICES:** Programs, rosters, statistics and game notes will be available in the press room prior to the game. Halftime stats will be delivered at intermission to both radios and TV, and the press room and press row. Final box scores, complete with play-by-play and coaches' quotes, will be handed out as quickly as possible following the game.

**PHOTOGRAPHERS:** NCAA policy establishes that only photographers on assignment, both for print and television, will be afforded credentials. The photo zones have been marked off on each baseline, to the right of the basket as you face the action. Some photo spots have been assigned.

## ACC MEDIA SERVICES

The ACC Media Relations Department offers up-to-date conference statistics on a daily basis and a weekly coaches' teleconference throughout the season. Log on to [www.theacc.com](http://www.theacc.com).

## WOLFPACK BASKETBALL WITH SIDNEY LOWE

Wolfpack basketball fans can enjoy a unique perspective on the NC State basketball program by tuning in to Coach Sidney Lowe's weekly television show. The 30-minute show can be seen locally on WRAL-TV in Raleigh on Sundays at 11:35 p.m. beginning December 5 and running until March 20. Other areas and viewing times:

|   |  |   |   |
|---|--|---|---|
| Asheville<br>Charlotte<br>Greensboro/Winston-Salem/High Point<br>Greenville/New Bern/Morehead Cty<br>Raleigh<br>Raleigh<br>Wilmington | WMYA<br>WJZY<br>WXLV<br>WFXI/WYDO<br>WRAL<br>WRAL D2<br>WILM | My Network TV<br>CW 46<br>ABC<br>FOX<br>CBS<br>Digital Ch. 5.2<br>CBS | Sunday, 11:00 PM<br>Sunday, 11:00 PM<br>Sunday, 11:30 PM<br>Sunday, 11:30 PM<br>Sunday, 11:35 PM<br>Sunday, 8:30 PM<br>Sunday, 11:35 PM |
| Regional Sports Channel Coverage<br>Fox Sports South<br>MASN  |  | Check local listings<br>Check local listings                          | Tuesday, 6:00 PM<br>Mondays, 11:00 AM<br>Thursday, 12:30 PM   |

## ACC COACHES

### TELECONFERENCE

The 12 ACC head basketball coaches will be featured on nine Monday teleconferences during the 2010-11 season. The season's first teleconference will take place on Monday, January 3, 2011, and continue through Monday, March 7. Each coach will have 10 minutes to make an opening statement and answer questions. There will be an instant replay of each teleconference on the Conference's internet site [TheACC.com](http://TheACC.com) each Monday afternoon.

|                                      |              |
|--------------------------------------|--------------|
| <b>Jeff Bzdelik, Wake Forest</b>     | <b>10:30</b> |
| <b>Seth Greenberg, Virginia Tech</b> | <b>10:40</b> |
| <b>Tony Bennett, Virginia</b>        | <b>10:50</b> |
| <b>Sidney Lowe, NC State</b>         | <b>11:00</b> |
| <b>Roy Williams, North Carolina</b>  | <b>11:10</b> |

|  |              |
|--|--------------|
| <b>Frank Haith, Miami</b>              | <b>11:20</b> |
| <b>Gary Williams, Maryland</b>         | <b>11:30</b> |
| <b>Paul Hewitt, Georgia Tech</b>       | <b>11:40</b> |
| <b>Leonard Hamilton, Florida State</b> | <b>11:50</b> |
| <b>Mike Krzyzewski, Duke</b>           | <b>12:00</b> |
| <b>Brad Brownell, Clemson</b>          | <b>12:10</b> |
| <b>Steve Donahue, Boston College</b>   | <b>12:20</b> |

### MEDIA PHONE NUMBER:

913-312-0942

**ON THE WEB** – The Atlantic Coast Conference has an excellent presence on the World Wide Web. ACC basketball information, as well as information on all ACC sports, can be accessed on the Web at [www.theacc.com](http://www.theacc.com). The page is complete with team information, statistics, and many other features.

## NC STATE BASKETBALL RADIO AFFILIATES

Basketball broadcasts will air 30-minutes prior to game time.

|   |   |
|---|---|
| WQDK FM 99.3<br>WZKY AM 1580<br>WKXR AM 1260<br>WWNC AM 570<br>WRAL FM 101.5<br>WXRC FM 95.7<br>WXRC FM 95.7<br>WRAL FM 101.5<br>WXRC FM 95.7<br>WRAL FM 101.5<br>WFMZ FM 104.9<br>WFMZ FM 104.9<br>WIFM FM 100.9<br>WFNC AM 640<br>WXRC FM 95.7<br>WRAL FM 101.5<br>WSJS AM 600<br>WNBR FM 98.9<br>WNBB FM 97.9<br>WRAL FM 101.5<br>WXRC FM 95.7<br>WSJS AM 600<br>WSFM FM 98.3<br>WJCV AM 1290<br>WXRC FM 95.7<br>WNBB FM 97.9<br>WLNC AM 1300<br>WXRC FM 95.7<br>WXRC FM 95.7<br>WXRC FM 95.7<br>WXRC FM 95.7<br>WFNC AM 640<br>WXRC FM 95.7<br>WNBB FM 97.9<br>WXRC FM 95.7<br>WIFM FM 100.9<br>WDLZ FM 98.3<br>WNBB FM 97.9<br>WIFM-FM 100.9<br>WFMZ FM 104.9<br>WRAL FM 101.5<br>WRAL FM 101.5<br>WPTM FM 102.3<br>WFNC AM 640<br>WRAL FM 101.5<br>WNBR FM 98.9<br>WRAL FM 101.5<br>WXRC FM 95.7<br>WVGP AM 1050<br>WJFA FM 105.5<br>WXRC FM 95.7<br>WRAL FM 101.5<br>WRAL FM 101.5<br>WXRC FM 95.7<br>WTAB AM 1370<br>WNBR FM 98.9<br>WSJS AM 600<br>WNBR FM 98.9<br>WWNC AM 570<br>WTAB AM 1370<br>WNBR FM 98.9<br>WSFM FM 98.3<br>WRAL FM 101.5<br>WNBR FM 98.9<br>WSJS AM 600 | Ahoskie<br>Albermarle<br>Asheboro<br>Asheville<br>Burlington<br>Charlotte<br>Cherryville<br>Clinton<br>Concord<br>Durham<br>Edenton<br>Elizabeth City<br>Elkin<br>Fayetteville<br>Gastonia<br>Goldsboro<br>Greensboro<br>Greenville<br>Havelock<br>Henderson<br>Hickory<br>High Point<br>Jacksonville<br>Jacksonville<br>Kannapolis<br>Kinston<br>Laurinburg<br>Lenoir<br>Lexington<br>Lincolnton<br>Lumberton<br>Monroe<br>Morehead City<br>Morganton<br>Mt. Airy<br>Murfreesboro<br>New Bern<br>N. Wilkesboro<br>Outer Banks<br>Oxford<br>Raleigh<br>Roanoke Rapids<br>Rockingham<br>Rocky Mount<br>Rocky Mount<br>Roxboro<br>Salisbury<br>Sanford<br>Sanford<br>Shelby<br>Smithfield<br>Southern Pines<br>Statesville<br>Tabor City<br>Tarboro<br>Thomasville<br>Washington<br>Waynesville<br>Whiteville<br>Williamston<br>Wilmington<br>Wilson<br>Wilson<br>Winston-Salem |
|---|---|

Subject to change



Gary Hahn, Tony Haynes and engineer David Modlin deliver the action of Wolfpack Basketball for every game both home and away on the radio.



### GoPack.com

The official online source for NC State University Athletics is GoPack.com, a partner of CBS College Sports Networks, Inc. Check out GoPack.com daily for scores, statistics, photos, video, game highlights, feature stories and more.

The GoPack.com staff features two veteran sportswriters with decades of experience covering the Wolfpack and the rest of the ACC, Tim Peeler and A.J. Carr. Peeler and Carr provide glimpses into what life is like inside Wolfpack athletics, share unique historical perspective and provide frequent features about former NC State student-athletes.

For an inside look at the Wolfpack, get "All-Access." Followers can see more than 50 NC State athletic events via live videostream each year on gopack.com's All-Access.



To get up-to-the-minute news and tidbits about Wolfpack men's basketball, follow the team on Twitter. [www.twitter.com/PackMensBball](http://www.twitter.com/PackMensBball)



To follow all of NC State's varsity sports programs, friend us on Facebook. [www.facebook.com/ncstateathletics](http://www.facebook.com/ncstateathletics)

### GAMETRACKER

With GAMETRACKER, you can follow Wolfpack teams in action in real time via GoPack.com.



The most comprehensive coverage of the Atlantic Coast Conference can be found at [www.theacc.com](http://www.theacc.com).



**0**  
**DESHAUN PAINTER**  
F • 6-9 • 227 • So.  
Norfolk, Va.



**1**  
**RICHARD HOWELL**  
F • 6-8 • 261 • So.  
Marietta, Ga.



**2**  
**LORENZO BROWN**  
G • 6-5 • 186 • Fr.  
Roswell, Ga.



**4**  
**ENRICO KUFUOR**  
G • 6-1 • 192 • Sr.  
Berlin Germany



**5**  
**C.J. LESLIE**  
F • 6-8 • 206 • Fr.  
Holly Springs, N.C.



**10**  
**JAVIER GONZALEZ**  
G • 6-0 • 176 • Sr.  
Carolina, Puerto Rico



**12**  
**RYAN HARROW**  
G • 6-1 • 156 • Fr.  
Marietta, Ga.



**14**  
**JORDAN VANDENBERG**  
C • 7-1 • 248 • So.  
Melbourne, Australia



**15**  
**SCOTT WOOD**  
F • 6-8 • 177 • So.  
Marion, Ind.



**21**  
**C.J. WILLIAMS**  
G • 6-5 • 218 • Jr.  
Fayetteville, N.C.



**23**  
**TRACY SMITH**  
F • 6-8 • 255 • Sr.  
Detroit, Mich.



**25**  
**KENDALL SMITH**  
F • 6-8 • 237 • Jr.  
Winston-Salem, N.C.



**SIDNEY LOWE**  
Head Coach



**MONTE TOWE**  
Associate Head Coach



**LARRY HARRIS**  
Assistant Coach



**PETE STRICKLAND**  
Assistant Coach