

CONFEDERATIONS' ANALYSIS

la competición final sin obstáculos tras dos claras victorias. Tras un impresionante partido contra Canadá, no fue sino hasta la semifinal que las brasileñas cayeron por penales. Fue sin duda el mejor equipo de este Mundial desde el punto de vista técnico, jugaron con mucha disciplina táctica y estuvieron entre las mejores en el aspecto atlético. Con su actuación en este Mundial juvenil, las brasileñas han demostrado que también en esta categoría desempeñarán un importante papel entre las mejores del mundo. El fútbol forma parte de sus vidas, así de sencillo, y cada vez más jóvenes lo juegan en todo el país. En Canadá, los espectadores disfrutaron de verdaderas delicias técnicas como las que cualquier amante del fútbol desea ver.

OFC

En Australia, el crecimiento del fútbol femenino en los últimos años ha sorprendido a propios y a extraños. Es indudable que la participación de las "Matildas" en las competiciones finales ha dejado huella en las juveniles

australianas. En el torneo, el representante oceánico logró alcanzar los cuartos de final, aumentando la sorpresa de muchos observadores. Las australianas perdieron ante Brasil el partido de cuartos de final, pero aguantaron hasta la prórroga. Australia llegó en un excelente estado de forma a Canadá, y el equipo dio lo mejor de sí mismo: corazón, lucha y no dar nunca el partido por perdido. El equipo deslumbró por su fortaleza física, sin que por ello desmereciesen su habilidad técnica y capacidad táctica.

UEFA

Alemania, Francia, Dinamarca e Inglaterra, las cuatro semifinalistas de los campeonatos europeos, se clasificaron para el mundial. En vista de que en Europa vienen celebrándose campeonatos en esta categoría de edad desde hace ya algunos años (este año participaron 34 naciones), podía haberse esperado un mejor resultado general de estos equipos. Si bien las europeas estaban a la altura en el aspecto técnico y táctico, en el aspecto físico se constataron algunos problemas. Algunas jugadoras carecían de la capacidad para imponerse y del entusiasmo necesario. Las alemanas, campeonas europeas, pueden estar satisfechas con sus resultados. En los cuartos de final ganaron contra Japón en la prórroga y en el partido por el tercer y cuarto lugar contra Brasil mediante penales.

AFC

Zur Überraschung vieler fehlte die Volksrepublik China an dieser WM. Sie hatten im Qualifikationsturnier (Asia Cup) das entscheidende Halbfinale gegen Japan verloren. Japan und Taiwan waren ihren Gegnerinnen an dieser Weltmeisterschaft ausnahmslos körperlich unterlegen. Ihr Spiel war durch Flachpässe und einen gepflegten Spielaufbau geprägt. Allerdings bereitete ihnen zu Beginn des Turniers das Spieltempo und das Zweikampfverhalten Mühe. Vor allem Japan wusste immer wieder durch technisch gepflegten Fussball zu gefallen, aber auch sie konnten in ihren ersten Begegnungen ihre technischen Fähigkeiten nicht ausspielen. Sie zeigten sich taktisch sehr flexibel und waren jeweils gut auf den Gegner eingestellt. Typisch war bei den asiatischen Teams auch das Auftreten als Einheit und das stete Bemühen nach vorne zu spielen.



CAF

Die afrikanische Fussballkonföderation hat für die Qualifikation erstmals einen Wettbewerb in der Alterskategorie U-19 ausgeschrieben. Von den ursprünglich 14 teilnehmenden Staaten haben sich im Verlaufe des Wettbewerbs 8 Mannschaften zurückgezogen. Nigeria, wo Fussball für Mädchen und Frauen die Sportart Nummer 1 ist, hat sich mit nur 4 Spielen und somit ohne grosse internationale Wettkampferfahrung für die Weltmeisterschafts-Endrunde qualifiziert. Der afrikanische Fussball überzeugt im Allgemeinen mit feiner Technik, die Zuschauer wollen durch Tricks und harmonische Bewegungen unterhalten werden. Die Taktik spielt nur eine untergeordnete Rolle. Das junge Nigeria zeigte ausgezeichnete läuferische Qualitäten, eine elegante Ballführung und eine gewisse Verspieltheit. Vor dem gegnerischen Tor waren sie zu wenig gefährlich, und in der Defensive begingen sie zu viele Fehler.

CONCACAF

Die nordamerikanischen Vertreterinnen zeigten die weitere Entwicklung des Frauenfussballs: Kanada war im athletischen Bereich sicherlich das stärkste Team, die USA dominierten in ihren Spielen bis und mit Halbfinale dank guter Technik und Taktik, eines breiten Kaders und ihrer physischen Voraussetzungen. Frauenfussball ist in diesen Ländern ein wichtiger Bestandteil der Sportkultur, der im Schulsport-Unterricht längst Einzug gehalten hat. Die Anzahl der Fussballerinnen ist im Vergleich zu anderen Nationen riesig. Gastgeber Kanada investierte sehr viel in die Vorbereitung dieser Weltmeisterschaft, das Erreichen des Endspiels war der verdiente Lohn für diese intensiven Bemühungen und zeigt die Möglichkeiten einer solchen Vorbereitung auf. Mexiko hat Lehrgeld bezahlen müssen und musste sich nach den Gruppenspielen in der wohl schwierigsten Gruppe mit null Punkten vom Turnier verabschieden. Auf die zukünftigen Resultate darf man gespannt sein.

CONMEBOL

Die Qualifikation in Südamerika um den einzigen Platz an dieser WM war unumstritten, versuchte doch lediglich Peru die Übermacht Brasiliens in Frage zu stellen. Brasilien qualifizierte sich nach zwei deutlichen Siegen ungefährdet für das Endturnier. Nach einem mitreissenden und spannenden Spiel gegen

Kanada schieden die Brasilianerinnen im Halbfinale erst nach Elfmeterschiessen aus. Sie waren das technisch beste Team dieser WM, spielten taktisch sehr diszipliniert und waren auch athletisch bei den Besten. Mit ihrem Auftritt an dieser Juniorinnen-Weltmeisterschaft haben die Brasilianerinnen gezeigt, dass sie auch in dieser Alterskategorie in Zukunft an der Weltspitze eine wichtige Rolle spielen werden. Fussball ist ganz einfach ein Teil ihres Lebens und wird zusehends von immer mehr Mädchen überall im Lande gespielt. In Kanada kamen die Zuschauer in den Genuss von technischen Kabinettstückchen, wie man sie vom Herrenfussball kennt und die jedes Fussballerherz zu sehen wünscht.

OFC

Auch in Australien ist Frauenfussball der Sport mit der höchsten Zuwachsrate in den letzten Jahren. Die Erfahrungen der "Matildas" an Finalturnieren hat sicherlich auch im Juniorinnenbereich positive Auswirkungen gehabt. Dass sich der Vertreter Ozeaniens gleich fürs Viertelfinale qualifizieren konnte, vermochte wohl einige zu überraschen. Dort unterlagen sie Brasilien erst nach Verlängerung. Das australische Team holte an dieser Weltmeisterschaft sicher das Optimum seiner momentanen Leistungsfähigkeit heraus. Die Mannschaft spielte beherzt, mit viel Engagement und gab kein Spiel verloren. Das Team war physisch stark und konnte auch in technischer und taktischer Hinsicht mithalten.

UEFA

Dänemark, Deutschland, England und Frankreich, die vier Halbfinalisten der Europameisterschaften waren für die WM qualifiziert. Da in Europa schon seit einigen Jahren eine Meisterschaft in dieser Altersklasse ausgetragen wird (dieses Jahr beteiligten sich 34 Nationen), hätte man wohl mit einem besseren Abschneiden dieser Teams gerechnet. Die Europäerinnen konnten technisch und taktisch zwar mithalten, im physischen Bereich waren aber gewisse Probleme zu erkennen; einigen Spielerinnen fehlte es an Durchsetzungsvermögen und Spritzigkeit. Europameister Deutschland darf mit seinem Abschneiden sicher zufrieden sein. Die Spielerinnen bezwangen im Viertelfinalspiel Japan nach Verlängerung und im Spiel um Platz 3 und 4 Brasilien nach Elfmeterschiessen.



THE FINAL



The final was played before nearly 50,000 spectators, with the USA scoring the decisive golden goal in extra time. The tension was high, but these young players were in the biggest games of their young careers and each showed great levels of concentration in their respective roles. For this game, Canada changed their tactics to employ five defenders against the powerful trio of American strikers. The young Canadians were more often than not successful in their attempts to deny their opponents space and time in which to build moves. The two wing backs were also quick to join attacks at opportune moments. However, Canada evidently took fewer risks in attack than in their previous games. They continued to rely on long balls to the strikers, of whom there were only two in the final. Their opponents, the USA, showed great patience and continued to use their passing game in attacks. The young Americans moved the ball well around the defence and midfield and enjoyed the majority of possession. However, they did not take advantage of the full width of the pitch and were often thwarted by the solid Canadian defence. The hosts had the better opportunities, especially in the second

half, squandering two wonderful opportunities shortly before the end of the 90 minutes. Their failure to convert these chances led to extra time, a period in which the pattern of play remained unaltered. The two teams were well matched and the tension was palpable – until the Americans scored a somewhat fortunate, but not undeserved, golden goal to claim the title.

La finale a tenu en haleine quelque 50 000 spectateurs avec le “but en or” des Etats-Unis dans les prolongations. La tension se lisait sur le visage des joueuses durant ce match, le plus important qu’elles aient jamais disputé de leur jeune carrière. Elles évoluaient, très concentrées et très appliquées. Changeant de tactique, les Canadiennes ont adopté une ligne de cinq joueuses en défense et essayé de resserrer les espaces face aux trois fortes buteuses américaines, de manière à parer les dangereux enchaînements de l’adversaire, ce qui leur a bien réussi durant la majeure partie du match. Les deux défenseurs extérieurs n’ont jamais manqué une occasion de passer à l’offensive. Les Canadiennes ont néanmoins pris moins de risques en attaque que lors des matches précédents. Elles ont continué de servir de longs ballons aux deux attaquantes de pointe. Les Américaines se sont montrées patientes et ont essayé comme à l’habitude de s’imposer en construisant soigneusement leur jeu. Elles ont fait circuler le ballon en défense et au milieu du terrain, restant le plus souvent en possession du ballon, mais sans tirer assez partie de la largeur du terrain, de sorte qu’elles se sont toujours heurtées à la défense adverse. Durant la deuxième mi-temps notamment, les Canadiennes ont eu des occasions de buts nettement meilleures et elles auraient même dû conclure le match à leur avantage peu avant la fin du temps réglementaire. Laissant cependant échapper les occasions, elles ont dû aller aux prolongations. La physionomie du jeu n’a pas changé ensuite, il est resté équilibré et la tension a encore monté jusqu’à ce que les Américaines remportent une victoire bien méritée, même si la chance était de leur côté.

La final, disputada ante 50,000 entregados espectadores, ofreció una vez más un emo-

cionante espectáculo, finalizado definitivamente con el gol de oro estadounidense en la prórroga. A las jugadoras se les notaron los nervios en el partido más importante de su carrera deportiva, motivo por el cual jugaron con mucho cuidado y concentración. Canadá cambió a una defensa de cinco jugadoras con la idea de cerrar los espacios a las tres excelentes delanteras estadounidenses y evitar así el peligroso juego de combinación adversario, algo que logró durante la mayoría del encuentro. La defensora de cada banda procuró sumarse al ataque siempre que le fue posible. En líneas generales, Canadá desplegó un juego menos ofensivo que en los partidos previos. Como en otras ocasiones, lanzó balones largos a las puntas, que eran sólo dos en este encuentro. EE UU se mostró paciente e intentó, como acostumbra, elaborar el juego cuidadosamente. Dejó que el balón circulase entre la defensa y el medio-campo, conservando así la posesión de la pelota. No obstante, utilizó poco el ancho del campo, por lo que se enredaba siempre en la tupida red defensiva tejida por las canadienses. En el 2º tiempo, Canadá tuvo las mejores oportunidades, e incluso pudo haber decidido el partido a su favor cuando se acababa el tiempo reglamentario. Pero no supo aprovechar sus oportunidades y tuvo que afrontar una tensa prórroga. El juego no varió mucho, el partido estaba muy igualado y la tensión comenzaba a subir... hasta que EE UU, con un poco de fortuna, aunque sin desmerecer sus méritos, consiguió el gol de la victoria.



Das Finalspiel vor fast 50 000 Zuschauern bot mit dem entscheidenden Tor für die USA in der Verlängerung (Golden Goal) noch einmal spannende Unterhaltung. Allen Spielerinnen sah man die Anspannung in diesem in ihrer Karriere bislang wichtigsten Spiel an: Sie gingen vorsichtig und sehr konzentriert an ihre Aufgabe heran. Kanada stellte auf eine Fünferkette in der Verteidigung um, versuchte gegen die drei starken US-Stürmerinnen die Räume eng zu machen und dadurch das gefährliche Kombinationsspiel der Amerikanerinnen zu verhindern, was ihnen über weite Strecken des Spiels auch gut gelang. Die beiden Aussenverteidigerinnen schalteten sich wann immer möglich in den Angriff ein. Allerdings agierte Kanada in der Offensive weit weniger risikofreudig

als in ihren vorherigen Spielen. Nach wie vor spielten sie lange Bälle auf die Sturmspitzen, die in diesem Spiel aber nur zu zweit waren. Die USA zeigten sich geduldig und versuchten wie gewohnt durch ein gepflegtes Aufbauspiel zum Erfolg zu kommen. Sie liessen den Ball in der Verteidigung und im Mittelfeld sicher zirkulieren und waren mehrheitlich in Ballbesitz, allerdings nutzten sie die Breite zu wenig, so dass sie immer wieder an der gegnerischen Verteidigung hängen blieben. Vor allem in der zweiten Halbzeit hatte Kanada die klar besseren Torchancen, kurz vor Ende der regulären Spielzeit hätten sie zweimal das Spiel sogar zu ihren Gunsten entscheiden müssen. Sie liessen aber ihre Chancen ungenutzt, und so kam es zur Verlängerung. Das Spielgeschehen änderte sich nicht, die Partie blieb weiterhin ausgeglichen, und die Anspannung stieg nochmals, bis den USA etwas glücklich, aber sicher nicht unverdient der Siegtreffer gelang.

OFFICIAL FIFA AWARDS



SINCLAIR



MARTA



WILSON



TARPLEY



JAPAN



ADIDAS GOLDEN BALL

- | | | |
|----|--------------------|--------|
| 1. | SINCLAIR CHRISTINE | CANADA |
| 2. | MARTA | BRAZIL |
| 3. | WILSON KELLY | USA |

ADIDAS GOLDEN SHOE

- | | | | |
|----|--------------------|--------|----------|
| 1. | SINCLAIR CHRISTINE | CANADA | 10 GOALS |
| 2. | WILSON KELLY | USA | 9 GOALS |
| 3. | TARPLEY LINDSAY | USA | 6 GOALS |



FAIR PLAY AWARD

- | | |
|----|--------------------|
| 1. | JAPAN |
| 2. | USA |
| 3. | DENMARK
ENGLAND |

FIFA ALL-STAR TEAM

KEEPER

FUKUMOTO MIHO
MC LEOD ERIN

JAPAN
CANADA

DEFENDERS

CHAPMAN CANDACE-MARIE
DAIANE
OAKES JILL
WRIGHT JESSICA

CANADA
BRAZIL
USA
ENGLAND

MIDFIELDERS

BRESONIK LINDA
CHIEJINE IFEANYICHUKWU
DANIELA
MOSCATO CARMELINA
RASMUSSEN JOHANNA

GERMANY
NIGERIA
BRAZIL
CANADA
DENMARK

ATTACKERS

MARTA
O REILLY HEATHER
SINCLAIR CHRISTINE
TARPLEY LINDSAY
WILSON KELLY

BRAZIL
USA
CANADA
USA
USA




Statistics and Team Analysis

58	The Venues and Stadia
59	Rankings and Results
60	Basic Match Data
72	Preliminary Competitions
78	Team Data and Analysis
102	All-Time Rankings




FIFA

for



THE VENUES AND STADIA



Capacity: 60,000

Matches:

- 6 First Stage matches
- 2 Quarter-Final matches
- 2 Semi-Final matches
- 2 Final matches (3rd/4th place and final)

Average per Match: 19,841

Edmonton Commonwealth Stadium

The stadium was built in 1978. The stadium is the home of the Canadian Football League's Edmonton Eskimos and Canada's National Soccer team. It was the site of the Commonwealth Games, World University Games, the first ever Canada Cup of Soccer, hosted the CONCACAF Olympic Qualifying Tournament for soccer and was the host of the 1999 Canada Cup of Soccer.

Address:

11000 Stadium Rd
P.O. Box 2359
Edmonton, Alberta
T5J 2R7
Tel. (403) 944 7561



Capacity: 6,000

Matches:

- 6 First Stage matches
- 1 Quarter-Final match

Average per Match: 5,227

Vancouver Swangard Stadium

Swangard Stadium is located at the corner of Boundary Rd. and Kingsway Ave., in Burnaby. The Stadium is the home of the Vancouver Whitecaps (ex 86ers) men's and Vancouver Breakers women's soccer team.

Address:

Corner of Boundary Road
and Kingsway
Burnaby, British Columbia
V3J 1A1
Tel. (604) 435 7121



Capacity: 6,000

Matches:

- 6 First Stage matches
- 1 Quarter-Final match

Average per Match: 2,922

Victoria Centennial Stadium

The University of Victoria (UVic) Centennial Stadium, extensively renovated in 1994 for the Commonwealth Games, accommodates UVic sporting events and school meets for students from Victoria and around the province.

Address:

Corner of McGill Road
and McKenzie Ave
Victoria, British Columbia
Tel. (250) 721-8406



CANADA

RANKINGS AND RESULTS

FIRST STAGE

GROUP A CANADA, DENMARK, JAPAN, NIGERIA

18.08.02	Edmonton	Canada – Denmark	3-2 (1-0)
18.08.02	Edmonton	Nigeria – Japan	1-1 (1-1)
20.08.02	Edmonton	Denmark – Nigeria	2-1 (1-0)
20.08.02	Edmonton	Japan – Canada	0-4 (0-2)
22.08.02	Edmonton	Denmark – Japan	1-2 (1-0)
22.08.02	Edmonton	Nigeria – Canada	0-2 (0-1)

A	1. Canada	3	3	0	0	9-2	9
	2. Japan	3	1	1	1	3-6	4
	3. Denmark	3	1	0	2	5-6	3
	4. Nigeria	3	0	1	2	2-5	1

GROUP B BRAZIL, FRANCE, GERMANY, MEXICO

17.08.02	Vancouver	Germany – France	2-0 (1-0)
17.08.02	Vancouver	Mexico – Brazil	3-5 (1-3)
19.08.02	Vancouver	France – Mexico	2-1 (2-1)
19.08.02	Vancouver	Brazil – Germany	1-0 (0-0)
21.08.02	Vancouver	France – Brazil	0-4 (0-1)
21.08.02	Vancouver	Mexico – Germany	1-3 (1-1)

B	1. Brazil	3	3	0	0	10-3	9
	2. Germany	3	2	0	1	5-2	6
	3. France	3	1	0	2	2-7	3
	4. Mexico	3	0	0	3	5-10	0

GROUP C AUSTRALIA, CHINESE TAIPEI, ENGLAND, USA

17.08.02	Victoria	USA – England	5-1 (3-0)
17.08.02	Victoria	Chinese Taipei – Australia	1-5 (0-2)
19.08.02	Victoria	England – Chinese Taipei	4-0 (2-0)
19.08.02	Victoria	Australia – USA	0-4 (0-1)
21.08.02	Victoria	England – Australia	0-0
21.08.02	Victoria	Chinese Taipei – USA	0-6 (0-4)

C	1. USA	3	3	0	0	15-1	9
	2. Australia *	3	1	1	1	5-5	4
	3. England	3	1	1	1	5-5	4
	4. Chinese Taipei	3	0	0	3	1-15	0

* by the toss of a coin of the FIFA Organising Committee

SECOND STAGE

QUARTER-FINALS

24.08.02	Vancouver (19)	Brazil – Australia	4-3, 3-3 (3-1)
			100' Golden goal
25.08.02	Victoria (20)	USA – Denmark	6-0 (4-0)
25.08.02	Edmonton (21)	Canada – England	6-2 (3-0)
25.08.02	Edmonton (22)	Japan – Germany	1-2, 1-1 (1-0)
			94' Golden goal

SEMI-FINALS

29.08.02	Edmonton (23)	Brazil – Canada	1-1, 1-1 (0-1)
			3-4, Penalty kicks
29.08.02	Edmonton (24)	USA – Germany	4-1 (3-1)

FINALS

MATCH FOR THIRD PLACE

01.09.02	Edmonton (25)	Brazil – Germany	1-1, 1-1 (1-0)
			3-4, Penalty kicks

FINAL

01.09.02	Edmonton (26)	Canada – USA	0-1, 0-0 (0-0)
			109' Golden goal



FINAL RANKING

1. **USA**
2. **Canada**
3. **Germany**
4. Brazil
5. Australia
6. England
7. Japan
8. Denmark
9. France
10. Nigeria
11. Mexico
12. Chinese Taipei

© 2002 FIFA

CANADA – DENMARK 3-2 (1-0)

5 18.08.2002 16:00 Edmonton 25,000
CAN: 1 MC LEOD, 3 MOSCATO, 4 ANDREWS, 6 VERMEULEN, 8 RUSTAD, 9 CHAPMAN, 12 SINCLAIR (C), 13 BOOTH, 15 LANG, 16 THORLAKSON, 17 TIMKO.
DEN: 18 ANDERSEN, 4 BOLDT, 5 MOGENSEN, 6 BOMAN JENSEN, 7 LARSEN Ditte (C), 8 GAJHEDE KNUDSEN, 10 PEDERSEN, 11 PETERSEN, 13 RASMUSSEN, 14 OLSEN, 17 HERPING.
Scorers: 1-0 15' SINCLAIR (12), 1-1 51' RASMUSSEN (13), 1-2 53' HERPING (17), 2-2 68' ROWE (11), 3-2 80' LANG (15)
Referee: SZOKOLAI Krystyna (AUS)
Assistant Refs: KEEN Airlie (AUS), NADOLSKA Katarzyna (POL)
4th Official: TORTURA Sueli (BRA)
Substitutions: **CAN:** 67' out THORLAKSON (16), in ROWE (11)
 85' out SINCLAIR (12), in VAILLANCOURT (10)
DEN: 58' out PEDERSEN (10), in JENSEN (9)
 81' out MOGENSEN (5), in LARSEN Ellen (3)
 87' out HERPING (17), in JORGENSEN (16)
Cautions: **CAN:** 56' VERMEULEN (6)
DEN: 20' PEDERSEN (10)
Expulsions: –

NIGERIA – JAPAN 1-1 (1-1)

6 18.08.2002 18:15 Edmonton 10,000
NGA: 1 AGBARA, 2 AMINU, 3 YUSUF, 5 SABI, 6 COLE, 8 EDUVIERE, 9 MEKULEYI, 11 OYEWUSI, 15 UDOH, 16 IWUAGWU, 17 CHIEJINE (C).
JPN: 18 FUKUMOTO, 2 NASU, 4 MIYAZAKI (C), 5 WATANABE, 6 HAYASAKA, 7 SUDO, 8 KINGA, 9 OHNO, 13 MARUYAMA, 14 NIWATA, 17 KASAI.
Scorers: 0-1 26' SUDO (7), 1-1 36' IWUAGWU (16)
Referee: FERREIRA-JAMES Dianne (GUY)
Assistant Refs: TOVAR Maria (MEX), SALDANHA Tania (BRA)
4th Official: IONESCU Floarea Cristina (ROM)
Substitutions: **NGA:** 75' out UDOH (15), in IGHODARO (4)
JPN: 86' out KINGA (8), in KITAMOTO (11)
 86' out MARUYAMA (13), in ITO (10)
Cautions: **NGA:** 25' EDUVIERE (8), 57' OYEWUSI (11)
JPN: 31' NASU (2), 40' SUDO (7)
Expulsions: –

DENMARK – NIGERIA 2-1 (1-0)

11 20.08.2002 17:45 Edmonton 7,000
DEN: 18 ANDERSEN, 4 BOLDT, 5 MOGENSEN, 6 BOMAN JENSEN, 7 LARSEN (C), 8 GAJHEDE KNUDSEN, 10 PEDERSEN Cecilie, 11 PETERSEN, 13 RASMUSSEN, 14 OLSEN, 15 JUUL JENSEN.
NGA: 1 AGBARA, 2 AMINU, 3 YUSUF, 5 SABI, 6 COLE, 8 EDUVIERE, 9 MEKULEYI, 11 OYEWUSI, 15 UDOH, 16 IWUAGWU, 17 CHIEJINE (C).
Scorers: 1-0 28' RASMUSSEN (13), 2-0 47' RASMUSSEN (13), 2-1 76' OYEWUSI (11)
Referee: TORTURA Sueli (BRA)
Assistant Refs: TOVAR Maria (MEX), SALDANHA Tania (BRA)
4th Official: SZOKOLAI Krystyna (AUS)
Substitutions: **DEN:** 39' out PETERSEN (11), in JENSEN (9)
 46' out BOMAN JENSEN (6), in PEDERSEN Louise (2)
 86' out JUUL JENSEN (15), in JORGENSEN (16)
NGA: 34' out EDUVIERE (8), in NWEZE (13)
 49' out UDOH (15), in OBIDIGWE (10)
 66' out IWUAGWU (16), in ODIGILIA (7)
Cautions: **DEN:** –
NGA: 11' EDUVIERE (8), 93' SABI (5)
Expulsions: –

JAPAN – CANADA 0-4 (0-2)

12 20.08.2002 20:00 Edmonton 15,714
JPN: 18 FUKUMOTO, 2 NASU, 3 TATSUMI, 4 MIYAZAKI (C), 5 WATANABE, 7 SUDO, 8 KINGA, 11 KITAMOTO, 12 MOMOTAKE, 13 MARUYAMA, 14 NIWATA.
CAN: 1 MC LEOD, 3 MOSCATO, 4 ANDREWS, 6 VERMEULEN, 8 RUSTAD, 9 CHAPMAN, 12 SINCLAIR (C), 13 BOOTH, 15 LANG, 16 THORLAKSON, 17 TIMKO.
Scorers: 0-1 9' SINCLAIR (12), 0-2 45' SINCLAIR (12), 0-3 53' LANG (15), 0-4 69' LANG (15)
Referee: IONESCU Floarea Cristina (ROM)
Assistant Refs: NADOLSKA Katarzyna (POL), KEEN Airlie (AUS)
4th Official: FERREIRA-JAMES Dianne (GUY)
Substitutions: **JPN:** 50' out FUKUMOTO (18), in AKIYAMA (1)
 65' out NASU (2), in KASAI (17)
 81' out TATSUMI (3), in OHNO (9)
CAN: 59' out THORLAKSON (16), in VAILLANCOURT (10)
 60' out MOSCATO (3), in ROWE (11)
 76' out VERMEULEN (6), in GOUSSE (7)
Cautions: **JPN:** 63' NASU (2)
CAN: 79' VAILLANCOURT (10)
Expulsions: –

DENMARK – JAPAN 1-2 (1-0)

17 22.08.2002 17:45 Edmonton 6,000
DEN: 1 GRAVERSEN, 2 PEDERSEN Louise, 3 LARSEN Ellen, 4 BOLDT, 7 LARSEN Ditte (C), 8 GAJHEDE KNUDSEN, 9 JENSEN, 10 PEDERSEN Cecilie, 13 RASMUSSEN, 14 OLSEN, 17 HERPING.
JPN: 18 FUKUMOTO, 4 MIYAZAKI (C), 5 WATANABE, 6 HAYASAKA, 7 SUDO, 8 KINGA, 9 OHNO, 10 ITO, 12 MOMOTAKE, 14 NIWATA, 17 KASAI.
Scorers: 1-0 5' JENSEN (9), 1-1 67' OHNO (9), 1-2 73' OHNO (9)
Referee: FERREIRA-JAMES Dianne (GUY)
Assistant Refs: TOVAR Maria (MEX), NADOLSKA Katarzyna (POL)
4th Official: IONESCU Floarea Cristina (ROM)
Substitutions: **DEN:** 77' out JENSEN (9), in JUUL JENSEN (15)
 92' out HERPING (17), in FRANSEN (12)
JPN: 87' out ITO (10), in MARUYAMA (13)
 91' out OHNO (9), in WATANABE (19)
Cautions: **DEN:** 36' JENSEN (9)
JPN: –
Expulsions: –

NIGERIA – CANADA 0-2 (0-1)

18 22.08.2002 20:00 Edmonton 15,803
NGA: 1 AGBARA, 2 AMINU, 3 YUSUF, 5 SABI, 6 COLE, 7 ODIGILIA, 9 MEKULEYI, 10 OBIDIGWE, 11 OYEWUSI, 13 NWEZE, 17 CHIEJINE (C).
CAN: 1 MC LEOD, 3 MOSCATO, 4 ANDREWS, 6 VERMEULEN, 8 RUSTAD, 9 CHAPMAN, 11 ROWE, 12 SINCLAIR (C), 13 BOOTH, 15 LANG, 17 TIMKO.
Scorers: 0-1 25' SINCLAIR (12, penalty), 0-2 69' SINCLAIR (12)
Referee: SZOKOLAI Krystyna (AUS)
Assistant Refs: KEEN Airlie (AUS), SALDANHA Tania (BRA)
4th Official: TORTURA Sueli (BRA)
Substitutions: **NGA:** 48'+ out AMINU (2), in IGHODARO (4)
 50' out ODIGILIA (7), in UWAK (12)
 78' out MEKULEYI (9), in NKEREUEM (14)
CAN: 63' out ROWE (11), in THORLAKSON (16)
 74' out SINCLAIR (12), in VAILLANCOURT (10)
 88' out MOSCATO (3), in GOUSSE (7)
Cautions: **NGA:** 23' AGBARA (1)
CAN: –
Expulsions: –

GERMANY – FRANCE 2-0 (1-0)

3 17.08.2002 17:00 Vancouver 5,000

GER: 1 ELLING, 2 STEGMANN, 3 BRESONIK, 4 KASPERCZYK, 5 GUENTHER, 6 ODEBRECHT, 7 BRENDEL, 8 SABEL (C), 9 MITTAG, 10 MUELLER, 11 BACHOR.

FRA: 1 SAPOWICZ, 3 GEORGES, 5 BOYER, 6 ABILY, 7 RAMOS, 8 MEILLEROUX (C), 9 ROUQUET, 11 DIGUELMAN, 12 COQUET, 13 HERLEM, 14 MOREL.

Scorers: 1-0 39' MITTAG (9), 2-0 90' MITTAG (9)

Referee: PERSSON Maria (SWE)

Assistant Refs: GEORGIEVA Kamena (BUL), ROBINSON Denise (CAN)

4th Official: PROCTOR Jillanta (CAN)

Substitutions: **GER:** 77' out STEGMANN (2), in ZIETZ (12)
78' out MUELLER (10), in RICHTER (14)

FRA: 64' out RAMOS (7), in PETIT (16)
75' out ROUQUET (9), in TRAIKIA (10)
85' out COQUET (12), in DUSANG (17)

Cautions: **GER:** –

FRA: 21' RAMOS (7), 56' MEILLEROUX (8), 61' BOYER (5)

Expulsions: –

MEXICO – BRAZIL 3-5 (1-3)

4 17.08.2002 19:30 Vancouver 6,000

MEX: 1 LADRON DE GUEVARA, 3 RICO, 4 ROMERO, 5 CASTILLO, 6 SIORDIA, 7 VALDERRAMA, 8 VERGARA (C), 9 WORBIS, 10 ANTUNEZ, 12 SANDOVAL, 14 QUINAREZ.

BRA: 1 GISELLE, 5 DANIELA (C), 7 ARIANA, 8 RENATA COSTA, 9 KELLY, 10 MARTA, 11 CRISTIANE, 13 TATIANA, 14 RENATA DINIZ, 15 MICHELE, 16 LUDIMILA.

Scorers: 0-1 6' DANIELA (5), 1-1 8' RICO (3, penalty), 1-2 14' DANIELA (5), 1-3 30' TATIANA (13), 1-4 60' KELLY (9), 1-5 65' RENATA COSTA (8), 2-5 66' WORBIS (9), 3-5 74' MARTINEZ (15)

Referee: DENG Junxia (CHN)

Assistant Refs: LIU Hongjuan (CHN), CHOI Soo Jin (KOR)

4th Official: SEITZ Kari (USA)

Substitutions: **MEX:** 40' out VALDERRAMA (7), in MARTINEZ (15)
46' out QUINAREZ (14), in PADRON (17)
86' out PADRON (17), in PADILLA (16)

BRA: 75' out KELLY (9), in JANAINA (2)
85' out MARTA (10), in MAURINE (17)

Cautions: –

Expulsions: –

FRANCE – MEXICO 2-1 (2-1)

9 19.08.2002 17:00 Vancouver 4,500

FRA: 1 SAPOWICZ, 2 CASSELEUX, 3 GEORGES, 6 ABILY, 7 RAMOS, 8 MEILLEROUX (C), 9 ROUQUET, 11 DIGUELMAN, 13 HERLEM, 14 MOREL, 17 DUSANG.

MEX: 1 LADRON DE GUEVARA, 3 RICO, 4 ROMERO, 5 CASTILLO, 6 SIORDIA, 7 VALDERRAMA, 8 VERGARA (C), 9 WORBIS, 10 ANTUNEZ, 12 SANDOVAL, 15 MARTINEZ.

Scorers: 0-1 15' WORBIS (9), 1-1 21' RAMOS (7), 2-1 39' ABILY (6)

Referee: PROCTOR Jillanta (CAN)

Assistant Refs: ROBINSON Denise (CAN), LIU Hongjuan (CHN)

4th Official: DENG Junxia (CHN)

Substitutions: **FRA:** 50' out CASSELEUX (2), in COQUET (12)
58' out GEORGES (3), in PETIT (16)
82' out MOREL (14), in TRAIKIA (10)

MEX: 46' out MARTINEZ (15), in SAUCEDO (11)
70' out ANTUNEZ (10), in QUINAREZ (14)
80' out SAUCEDO (11), in MARAVILLAS (2)

Cautions: **FRA:** 45' GEORGES (3)

MEX: 33' CASTILLO (5), 38' MARTINEZ (15), 68' SANDOVAL (12)

Expulsions: **FRA:** –

MEX: 36' RICO (3)

BRAZIL – GERMANY 1-0 (0-0)

10 19.08.2002 19:30 Vancouver 5,537

BRA: 1 GISELLE, 5 DANIELA (C), 7 ARIANA, 8 RENATA COSTA, 9 KELLY, 10 MARTA, 11 CRISTIANE, 13 TATIANA, 14 RENATA DINIZ, 15 MICHELE, 16 LUDIMILA.

GER: 1 ELLING, 2 STEGMANN, 3 BRESONIK, 4 KASPERCZYK, 5 GUENTHER, 6 ODEBRECHT, 7 BRENDEL, 8 SABEL (C), 9 MITTAG, 10 MUELLER, 11 BACHOR.

Scorers: 1-0 60' KELLY (9)

Referee: SEITZ Kari (USA)

Assistant Refs: CHOI Soo Jin (KOR), GEORGIEVA Kamena (BUL)

4th Official: PERSSON Maria (SWE)

Substitutions: **BRA:** –

GER: 66' out BRENDEL (7), in ZIETZ (12)
71' out MUELLER (10), in BARUCHA (16)
87' out BACHOR (11), in BOSCHERT (13)

Cautions: **BRA:** 14' TATIANA (13), 33' LUDIMILA (16), 80' DANIELA (5)

GER: 33' BACHOR (11)

Expulsions: –

FRANCE – BRAZIL 0-4 (0-1)

15 21.08.2002 17:00 Vancouver 3,500

FRA: 1 SAPOWICZ, 3 GEORGES, 5 BOYER, 6 ABILY, 7 RAMOS, 8 MEILLEROUX (C), 9 ROUQUET, 11 DIGUELMAN, 13 HERLEM, 15 ROUX, 16 PETIT.

BRA: 1 GISELLE, 2 JANAINA, 4 DAIANE (C), 7 ARIANA, 8 RENATA COSTA, 9 KELLY, 10 MARTA, 11 CRISTIANE, 12 FERNANDA HEMANN, 14 RENATA DINIZ, 15 MICHELE.

Scorers: 0-1 44' MARTA (10), 0-2 62' CRISTIANE (11), 0-3 63' MARTA (10), 0-4 73' MARTA (10)

Referee: SEITZ Kari (USA)

Assistant Refs: LIU Hongjuan (CHN), CHOI Soo Jin (KOR)

4th Official: DENG Junxia (CHN)

Substitutions: **FRA:** 71' out ROUQUET (9), in MOREL (14)
72' out HERLEM (13), in COQUET (12)
77' out RAMOS (7), in AVNER (4)

BRA: 84' out KELLY (9), in MAURINE (17)
87' out MICHELE (15), in LIDIANE (6)
90' out RENATA DINIZ (14), in ANGELICA (3)

Cautions: **FRA:** 19' HERLEM (13), 63' DIGUELMAN (11), 66' PETIT (16)

BRA: 83' RENATA DINIZ (14)

Expulsions: **FRA:** 70' PETIT (16, 2nd yellow)

BRA: –

MEXICO – GERMANY 1-3 (1-1)

16 21.08.2002 19:30 Vancouver 5,552

MEX: 18 TAJONAR, 2 MARAVILLAS, 4 ROMERO, 5 CASTILLO, 6 SIORDIA, 7 VALDERRAMA, 8 VERGARA (C), 9 WORBIS, 10 ANTUNEZ, 12 SANDOVAL, 13 PEREZ.

GER: 1 ELLING, 2 STEGMANN, 3 BRESONIK, 5 GUENTHER, 7 BRENDEL, 8 SABEL (C), 9 MITTAG, 10 MUELLER, 12 ZIETZ, 14 RICHTER, 15 KRUEGER.

Scorers: 1-0 24' WORBIS (9), 1-1 33' MUELLER (10), 1-2 61' BRENDEL (7), 1-3 86' MITTAG (9)

Referee: PERSSON Maria (SWE)

Assistant Refs: GEORGIEVA Kamena (BUL), ROBINSON Denise (CAN)

4th Official: PROCTOR Jillanta (CAN)

Substitutions: **MEX:** 18' out CASTILLO (5), in QUINAREZ (14)
62' out MARAVILLAS (2), in MARTINEZ (15)
68' out QUINAREZ (14), in PADRON (17)

GER: 73' out SABEL (8), in THOMAS (17)

Cautions: **MEX:** 48' ROMERO (4), 68' SIORDIA (6)

GER: 24' SABEL (8)

Expulsions: **MEX:** 93' SANDOVAL (12)

GER: –

USA – ENGLAND 5-1 (3-0)

1 17.08.2002 13:00 Victoria 2,500

USA: 18 HARRIS, 2 BUEHLER, 3 BALLWEG, 4 OAKES, 6 STEADMAN, 7 CHALUPNY, 9 O REILLY, 10 OSBORNE, 13 MAKOSKI, 15 TARPLEY (C), 16 WILSON.

ENG: 1 WAYNE, 2 CHAMP, 3 YORSTON, 4 WILLIAMS, 5 WRIGHT (C), 6 BASSETT, 7 SCOTT, 8 MC DOUGALL, 9 WARD, 10 MAGGS, 11 HICKMOTT.

Scorers: 1-0 37' TARPLEY (15), 2-0 39' OSBORNE (10), 3-0 44' O REILLY (9), 3-1 47' WARD (9), 4-1 64' WILSON (16), 5-1 74' WILSON (16)

Referee: OIWA Mayumi (JPN)
Assistant Refs: BRAMBLE Lynda (TRI), AQUEREBOUROU Ameoli (TOG)
4th Official: GAYE Fatou (SEN)

Substitutions: **USA:** 17' out STEADMAN (6), in FLETCHER (8)
 63' out OSBORNE (10), in KAKADELAS (17)
 79' out FLETCHER (8), in DOWLING (11)
ENG: 46' out HICKMOTT (11), in COX (15)
 65' out WILLIAMS (4), in WESTWOOD (12)
 82' out SCOTT (7), in HOLDEN (16)

Cautions: –
Expulsions: –

CHINESE TAIPEI – AUSTRALIA 1-5 (0-2)

2 17.08.2002 15:15 Victoria 1,700

TPE: 1 HUANG, 2 YU (C), 3 PAN, 4 LEE, 5 WU, 6 CHANG, 7 CHENG, 8 LAN, 9 TSENG, 14 LIN, 17 LU Hui Mei.

AUS: 18 MARZOTTO, 2 MC SHEA (C), 3 SLATYER, 4 DAVISON, 5 REUTER, 6 STOCCO, 7 HARCH, 8 NEILSON, 10 MUNOZ, 14 CRAWFORD, 15 KURALAY.

Scorers: 0-1 30' CRAWFORD (14), 0-2 38' NEILSON (8, penalty), 0-3 78' CRAWFORD (14), 1-3 84' LU Yen Ling (11), 1-4 85' CANNULI (13), 1-5 87' HARCH (7)

Referee: DAMKOVA Dagmar (CZE)
Assistant Refs: MUELLER Inka (GER), LARSEN Vibeke (NOR)
4th Official: HANNINEN Anri (FIN)

Substitutions: **TPE:** 44' out LU Hui Mei (17), in WANG (16)
 69' out TSENG (9), in TSAI (13)
 80' out LIN (14), in LU Yen Ling (11)
AUS: 60' out KURALAY (15), in CANHAM (11)
 60' out MUNOZ (10), in CANNULI (13)
 83' out STOCCO (6), in GILL (9)

Cautions: **TPE:** 37' HUANG (1), 65' CHENG (7)
AUS: 65' DAVISON (4)

Expulsions: **TPE:** 92' CHENG (7, 2nd yellow)
AUS: –

ENGLAND – CHINESE TAIPEI 4-0 (2-0)

7 19.08.2002 17:00 Victoria 2,151

ENG: 1 WAYNE, 2 CHAMP, 3 YORSTON, 4 WILLIAMS, 5 WRIGHT (C), 6 BASSETT, 8 MC DOUGALL, 9 WARD, 10 MAGGS, 11 HICKMOTT, 14 DUNN.

TPE: 1 HUANG, 2 YU (C), 3 PAN, 4 LEE, 6 CHANG, 8 LAN, 9 TSENG, 11 LU Yen Ling, 13 TSAI Li Chen, 14 LIN, 16 WANG.

Scorers: 1-0 20' MAGGS (10), 2-0 26' HICKMOTT (11), 3-0 47' WARD (9), 4-0 85' WARD (9)

Referee: GAYE Fatou (SEN)
Assistant Refs: AQUEREBOUROU Ameoli (TOG), MUELLER Inka (GER)
4th Official: DAMKOVA Dagmar (CZE)

Substitutions: **ENG:** 46' out MC DOUGALL (8), in WESTWOOD (12)
 77' out DUNN (14), in TA (17)
 82' out WRIGHT (5), in ASANTE (13)
TPE: 46' out TSAI Li Chen (13), in LU Hui Mei (17)
 83' out LU Yen Ling (11), in TSAI Hsin Yun (12)

Cautions: **ENG:** –
TPE: 54' LU Hui Mei (17)

Expulsions: –

AUSTRALIA – USA 0-4 (0-1)

8 19.08.2002 19:15 Victoria 2,600

AUS: 18 MARZOTTO, 2 MC SHEA (C), 3 SLATYER, 4 DAVISON, 5 REUTER, 6 STOCCO, 7 HARCH, 8 NEILSON, 9 GILL, 10 MUNOZ, 14 CRAWFORD.

USA: 18 HARRIS, 2 BUEHLER, 3 BALLWEG, 4 OAKES, 7 CHALUPNY, 8 FLETCHER, 9 O REILLY, 10 OSBORNE, 13 MAKOSKI, 15 TARPLEY (C), 16 WILSON.

Scorers: 0-1 14' WILSON (16), 0-2 74' OSBORNE (10), 0-3 79' WILSON (16), 0-4 81' O REILLY (9)

Referee: HANNINEN Anri (FIN)
Assistant Refs: BRAMBLE Lynda (TRI), LARSEN Vibeke (NOR)
4th Official: OIWA Mayumi (JPN)

Substitutions: **AUS:** 71' out GILL (9), in MITCHELL (17)
 82' out SLATYER (3), in DUNNE (12)
 88' out MUNOZ (10), in STEVENS (16)
USA: 61' out TARPLEY (15), in WOZNUK (12)

Cautions: **AUS:** 46' MC SHEA (2), 48' NEILSON (8)
USA: –

Expulsions: **AUS:** 83' MC SHEA (2, 2nd yellow)
USA: –

ENGLAND – AUSTRALIA 0-0

13 21.08.2002 17:00 Victoria 3,900

ENG: 1 WAYNE, 2 CHAMP, 4 WILLIAMS, 5 WRIGHT (C), 6 BASSETT, 7 SCOTT, 8 MC DOUGALL, 9 WARD, 10 MAGGS, 12 WESTWOOD, 15 COX.

AUS: 18 MARZOTTO, 3 SLATYER (C), 4 DAVISON, 5 REUTER, 6 STOCCO, 7 HARCH, 8 NEILSON, 10 MUNOZ, 13 CANNULI, 14 CRAWFORD, 15 KURALAY.

Scorers: –

Referee: OIWA Mayumi (JPN)
Assistant Refs: BRAMBLE Lynda (TRI), MUELLER Inka (GER)
4th Official: HANNINEN Anri (FIN)

Substitutions: **ENG:** 56' out WARD (9), in HOLDEN (16)
 81' out WESTWOOD (12), in HICKMOTT (11)
AUS: 71' out CANNULI (13), in MITCHELL (17)
 78' out STOCCO (6), in CANHAM (11)

Cautions: **ENG:** –
AUS: 68' MUNOZ (10)

Expulsions: –

CHINESE TAIPEI – USA 0-6 (0-4)

14 21.08.2002 19:15 Victoria 2,800

TPE: 1 HUANG, 2 YU (C), 3 PAN, 5 WU, 6 CHANG, 7 CHENG, 8 LAN, 9 TSENG, 11 LU Yen Ling, 14 LIN, 16 WANG.

USA: 18 HARRIS, 2 BUEHLER, 4 OAKES, 5 HANKS, 10 OSBORNE, 11 DOWLING, 12 WOZNUK, 14 HUFFMAN, 15 TARPLEY (C), 17 KAKADELAS, 19 EBNER.

Scorers: 0-1 3' KAKADELAS (17), 0-2 10' TARPLEY (15), 0-3 34' BUEHLER (2, penalty), 0-4 43' TARPLEY (15)
 0-5 48' HANKS (5), 0-6 59' EBNER (19)

Referee: GAYE Fatou (SEN)
Assistant Refs: LARSEN Vibeke (NOR), AQUEREBOUROU Ameoli (TOG)
4th Official: DAMKOVA Dagmar (CZE)

Substitutions: **TPE:** 38' out LU Yen Ling (11), in LU Hui Mei (17)
USA: 46' out OAKES (4), in FLETCHER (8)
 46' out OSBORNE (10), in MAKOSKI (13)
 46' out TARPLEY (15), in BALLWEG (3)

Cautions: **TPE:** 33' YU (2)
USA: –

Expulsions: –

STANDING AFTER GROUP MATCHES

A	1. Canada	3	3	0	0	9-2	9
	2. Japan	3	1	1	1	3-6	4
	3. Denmark	3	1	0	2	5-6	3
	4. Nigeria	3	0	1	2	2-5	1
	Goal scored						19
	Cautions						12
	Second yellow cards in the same matches						0
	Expulsions						0

B	1. Brazil	3	3	0	0	10-3	9
	2. Germany	3	2	0	1	5-2	6
	3. France	3	1	0	2	2-7	3
	4. Mexico	3	0	0	3	5-10	0
	Goal scored						22
	Cautions						18
	Second yellow cards in the same matches						1
	Expulsions						2

C	1. USA	3	3	0	0	15-1	9
	2. Australia*	3	1	1	1	5-5	4
	3. England	3	1	1	1	5-5	4
	4. Chinese Taipei	3	0	0	3	1-15	0
	Goal scored						26
	Cautions						8
	Second yellow cards in the same matches						2
	Expulsions						0

* As Australia and England were even, the second-place finisher, and automatic qualifier for the quarterfinals, was decided by a toss of a coin that went Australia's way.



BRAZIL – AUSTRALIA 4-3 GOLDEN GOAL, 3-3 (3-1)

19 24.08.2002 19:00 Vancouver 6,503
BRA: 1 GISELLE, 5 DANIELA (C), 7 ARIANA, 8 RENATA COSTA, 9 KELLY, 10 MARTA, 11 CRISTIANE, 13 TATIANA, 14 RENATA DINIZ, 15 MICHELE, 16 LUDIMILA.
AUS: 18 MARZOTTO, 2 MC SHEA (C), 3 SLATYER, 4 DAVISON, 5 REUTER, 6 STOCCO, 7 HARCH, 10 MUNOZ, 14 CRAWFORD, 15 KURALAY, 17 MITCHELL.
Scorers: 1-0 4' MARTA (10), 1-1 34' REUTER (5), 2-1 42' KELLY (9), 3-1 45' MARTA (10), 3-2 51' CRAWFORD (14), 3-3 59' KURALAY (15, penalty), 4-3 100' DANIELA (5)
Referee: DENG Junxia (CHN)
Assistant Refs: LIU Hongjuan (CHN), ROBINSON Denise (CAN)
4th Official: PROCTOR Jillanta (CAN)
Substitutions: **BRA:** 53' out LUDIMILA (16), in JANAINA (2)
 81' out TATIANA (13), in FERNANDA HEMANN (12)
AUS: 66' out KURALAY (15), in CANHAM (11)
 81' out MITCHELL (17), in CANNULI (13)
Cautions: **BRA:** –
AUS: 38' SLATYER (3), 64' MUNOZ (10), 84' CANNULI (13)
Expulsions: –

USA – DENMARK 6-0 (4-0)

20 25.08.2002 19:00 Victoria 4,800
USA: 18 HARRIS, 2 BUEHLER, 3 BALLWEG, 4 OAKES, 7 CHALUPNY, 8 FLETCHER, 9 O REILLY, 10 OSBORNE, 13 MAKOSKI, 15 TARPLEY (C), 16 WILSON.
DEN: 18 ANDERSEN, 2 PEDERSEN Louise, 3 LARSEN Ellen, 4 BOLDT, 7 LARSEN Ditte (C), 8 GAJHEDE KNUDSEN, 9 JENSEN, 10 PEDERSEN Cecilie, 13 RASMUSSEN, 14 OLSEN, 17 HERPING.
Scorers: 1-0 11' O REILLY (9), 2-0 27' O REILLY (9), 3-0 43' WILSON (16), 4-0 47'+ WILSON (16), 5-0 57' TARPLEY (15), 6-0 68' WILSON (16)
Referee: HANNINEN Anri (FIN)
Assistant Refs: LARSEN Vibeke (NOR), BRAMBLE Lynda (TRI)
4th Official: DAMKOVA Dagmar (CZE)
Substitutions: **USA:** 46' out MAKOSKI (13), in DOWLING (11)
 59' out BALLWEG (3), in HUFFMAN (14)
 69' out TARPLEY (15), in HANKS (5)
DEN: 32' out LARSEN Ellen (3), in JUUL JENSEN (15)
 65' out HERPING (17), in PETERSEN (11)
 77' out LARSEN Ditte (7), in JORGENSEN (16)
Cautions: **USA:** 72' BUEHLER (2)
DEN: –
Expulsions: –

CANADA – ENGLAND 6-2 (3-0)

21 25.08.2002 13:00 Edmonton 23,595
CAN: 1 MC LEOD, 3 MOSCATO, 4 ANDREWS, 6 VERMEULEN, 8 RUSTAD, 9 CHAPMAN, 12 SINCLAIR (C), 13 BOOTH, 15 LANG, 16 THORLAKSON, 17 TIMKO.
ENG: 1 WAYNE, 2 CHAMP, 3 YORSTON, 4 WILLIAMS, 5 WRIGHT (C), 6 BASSETT, 7 SCOTT, 8 MC DOUGALL, 9 WARD, 10 MAGGS, 12 WESTWOOD.
Scorers: 1-0 5' SINCLAIR (12), 2-0 36' SINCLAIR (12), 3-0 45' THORLAKSON (16), 4-0 52' SINCLAIR (12), 4-1 65' MAGGS (10), 4-2 80' WESTWOOD (12), 5-2 91' SINCLAIR (12), 6-2 93' SINCLAIR (12)
Referee: IONESCU Floarea Cristina (ROM)
Assistant Refs: NADOLSKA Katarzyna (POL), KEEN Airlie (AUS)
4th Official: FERREIRA-JAMES Dianne (GUY)
Substitutions: **CAN:** 46' out LANG (15), in VAILLANCOURT (10)
 66' out THORLAKSON (16), in ROWE (11)
 70' out VERMEULEN (6), in GAYLE (5)
ENG: 74' out SCOTT (7), in HOLDEN (16)
 93' out YORSTON (3), in COX (15)
Cautions: **CAN:** –
ENG: 38' MC DOUGALL (8)
Expulsions: –

JAPAN – GERMANY 1-2 GOLDEN GOAL, 1-1 (1-0)

22 25.08.2002 15:45 Edmonton 5,000
JPN: 18 FUKUMOTO, 4 MIYAZAKI (C), 5 WATANABE Kana, 6 HAYASAKA, 7 SUDO, 8 KINGA, 9 OHNO, 10 ITO, 14 NIWATA, 17 KASAI, 19 WATANABE Chihiro.
GER: 1 ELLING, 2 STEGMANN, 3 BRESONIK, 5 GUENTHER (C), 6 ODEBRECHT, 7 BRENDL, 9 MITTAG, 10 MUELLER, 11 BACHOR, 12 ZIETZ, 15 KRUEGER.
Scorers: 1-0 44' OHNO (9), 1-1 93'+ BRESONIK (3), 1-2 94' BRESONIK (3)
Referee: TORTURA Sueli (BRA)
Assistant Refs: SALDANHA Tania (BRA), TOVAR Maria (MEX)
4th Official: SZOKOLAI Krystyna (AUS)
Substitutions: **JPN:** 83' out KINGA (8), in MARUYAMA (13)
 91'+ out OHNO (9), in KITAMOTO (11)
GER: 46' out BACHOR (11), in RICHTER (14)
 60' out MUELLER (10), in BARUCHA (16)
 71' out MITTAG (9), in SABEL (8)
Cautions: **JPN:** 82' MIYAZAKI (4)
GER: 54' BRESONIK (3)
Expulsions: –



SEMIFINALS AND FINALS

BRAZIL – CANADA 3-4 PENALTIES, 1-1, 1-1 (0-1)

23 29.08.2002 20:00 Edmonton 37,194
BRA: 1 GISELLE, 4 DAIANE, 5 DANIELA (C), 7 ARIANA, 8 RENATA COSTA, 9 KELLY, 10 MARTA, 11 CRISTIANE, 13 TATIANA, 14 RENATA DINIZ, 15 MICHELE.
CAN: 1 MC LEOD, 3 MOSCATO, 4 ANDREWS, 5 GAYLE, 8 RUSTAD, 9 CHAPMAN, 12 SINCLAIR (C), 13 BOOTH, 15 LANG, 16 THORLAKSON, 17 TIMKO.
Scorers: 0-1 46'+ RUSTAD (8), 1-1 69' MARTA (10)
Penalty kicks: 0-0 MARTA (10, saved), 0-0 CHAPMAN (9, saved), 0-0 KELLY (9, missed), 0-1 SINCLAIR (12), 1-1 ARIANA (7), 1-2 VERMEULEN (6), 2-2 DAIANE (4), 2-3 LANG (15), 3-3 DANIELA (5), 3-4 ANDREWS (4)
Referee: HANNINEN Anri (FIN)
Assistant Refs: NADOLSKA Katarzyna (POL), AQUEREBOUROU Ameoli (TOG)
4th Official: IONESCU Floarea Cristina (ROM)
Substitutions: BRA: –
 CAN: 39' out MOSCATO (3), in VERMEULEN (6)
 78' out THORLAKSON (16), in ROWE (11)
Cautions: BRA: 26' DANIELA (5), 96' ARIANA (7)
 CAN: 92'+ ROWE (11)
Expulsions: –

SEMIFINAL 1

USA – GERMANY 4-1 (3-1)

24 29.08.2002 17:15 Edmonton 10,000
USA: 18 HARRIS, 2 BUEHLER, 3 BALLWEG, 4 OAKES, 7 CHALUPNY, 8 FLETCHER, 9 O REILLY, 10 OSBORNE, 13 MAKOSKI, 15 TARPLEY (C), 16 WILSON.
GER: 1 ELLING, 2 STEGMANN, 3 BRESONIK, 5 GUENTHER, 6 ODEBRECHT, 7 BRENDL, 8 SABEL (C), 9 MITTAG, 11 BACHOR, 12 ZIETZ, 15 KRUEGER.
Scorers: 0-1 16' BRESONIK (3), 1-1 28' TARPLEY (15), 2-1 30' WILSON (16), 3-1 45' WILSON (16), 4-1 86' OAKES (4)
Referee: SZOKOLAI Krystyna (AUS)
Assistant Refs: LIU Hongjuan (CHN), LARSEN Vibeke (NOR)
4th Official: OIWA Mayumi (JPN)
Substitutions: USA: 46' out BALLWEG (3), in DOWLING (11)
 65' out MAKOSKI (13), in KAKADELAS (17)
 GER: 46' out BACHOR (11), in MUELLER (10)
 46' out MITTAG (9), in BARUCHA (16)
 82' out ODEBRECHT (6) in RICHTER (14)
Cautions: USA: –
 GER: 43' MITTAG (9)
Expulsions: –

SEMIFINAL 2

BRAZIL – GERMANY 3-4 PENALTIES, 1-1, 1-1 (1-0)

25 01.09.2002 11:00 Edmonton 35,000
BRA: 1 GISELLE, 4 DAIANE, 5 DANIELA (C), 7 ARIANA, 8 RENATA COSTA, 9 KELLY, 10 MARTA, 11 CRISTIANE, 13 TATIANA, 14 RENATA DINIZ, 15 MICHELE.
GER: 1 ELLING, 2 STEGMANN, 3 BRESONIK, 5 GUENTHER, 6 ODEBRECHT, 7 BRENDL, 8 SABEL (C), 9 MITTAG, 11 BACHOR, 12 ZIETZ, 15 KRUEGER.
Scorers: 1-0 33' CRISTIANE (11), 1-1 49' BACHOR (11)
Penalty kicks: 0-0 RENATA COSTA (8, saved), 0-0 ZIETZ (12, missed), 1-0 DAIANE (4), 1-1 ODEBRECHT (6), 2-1 RENATA DINIZ (14), 2-2 BRESONIK (3), 3-2 MARTA (10), 3-3 SABEL (8), 3-3 DANIELA (5, saved), 3-4 GUENTHER (5)
Referee: OIWA Mayumi (JPN)
Assistant Refs: AQUEREBOUROU Ameoli (TOG), LIU Hongjuan (CHN)
4th Official: SZOKOLAI Krystyna (AUS)
Substitutions: BRA: 54' out KELLY (9), in FERNANDA HEMANN (12)
 59' out ARIANA (7), in LUDIMILA (16)
 GER: 79' out BRENDL (7), in RICHTER (14)
Cautions: BRA: 65' FERNANDA HEMANN (12)
 GER: 29' SABEL (8), 37' BRESONIK (3)
Expulsions: –

FOR THIRD PLACE

CANADA – USA 0-1 GOLDEN GOAL, 0-0

26 01.09.2002 14:00 Edmonton 47,784
CAN: 1 MC LEOD, 3 MOSCATO, 4 ANDREWS, 6 VERMEULEN, 8 RUSTAD, 9 CHAPMAN, 12 SINCLAIR (C), 13 BOOTH, 15 LANG, 16 THORLAKSON, 17 TIMKO.
USA: 18 HARRIS, 2 BUEHLER, 4 OAKES, 7 CHALUPNY, 8 FLETCHER, 9 O REILLY, 10 OSBORNE, 11 DOWLING, 13 MAKOSKI, 15 TARPLEY (C), 16 WILSON.
Scorers: 0-1 109' TARPLEY (15)
Referee: FERREIRA-JAMES Dianne (GUY)
Assistant Refs: TOVAR Maria (MEX), NADOLSKA Katarzyna (POL)
4th Official: IONESCU Floarea Cristina (ROM)
Substitutions: CAN: 74' out LANG (15), in GAYLE (5)
 USA: 13' out BUEHLER (2), in BALLWEG (3)
 59' out MAKOSKI (13), in WOZNUK (12)
 105' out WOZNUK (12), in KAKADELAS (17)
Cautions: CAN: 107' GAYLE (5)
 USA: –
Expulsions: –

FINAL



CAUTIONS AND EXPULSIONS

Cautions (yellow cards):

First stage	38
Second stage	15

Second yellow (red cards) in the same match:

First stage	3
Second stage	0

Expulsions (red cards):

First stage	2
Second stage	0

Recapitulation:

Cautions	53
Second yellow in the same match	3
Expulsions	2

FROM WHOM THE GOALS WERE SCORED

Group matches (18 matches)

Total goals scored:	67	100.0%
– Strikers:	44	65.7%
– Midfielders:	19	28.4%
– Defenders:	4	5.9%
– Own goals:	0	0.0%

Quarter-Finals (4 matches)

– Total goals scored:	24	100.0%
– Strikers:	17	70.8%
– Midfielders:	6	25.0%
– Defenders:	1	4.2%
– Own goals:	0	0.0%

Semifinals and Finals (4 matches)

– Total goals scored:	10	100.0%
– Strikers:	5	50.0%
– Midfielders:	3	30.0%
– Defenders:	2	20.0%
– Own goals:	0	0.0%

Recapitulation (26 matches)

– Total goals scored:	101	100.0%
– Strikers:	66	65.3%
– Midfielders:	28	27.7%
– Defenders:	7	7.0%
– Own goals:	0	0.0%

ACTUAL PLAYING TIME

Date	No.	Match	Actual playing time
------	-----	-------	---------------------

First stage

17.08.	1	USA vs ENG	58'05"
	2	TPE vs AUS	58'00"
	3	GER vs FRA	57'34"
	4	MEX vs BRA	60'29"
18.08.	5	CAN vs DEN	53'52"
	6	NGA vs JPN	50'26"
19.08.	7	ENG vs TPE	58'00"
	8	AUS vs USA	55'00"
	9	FRA vs MEX	60'23"
	10	BRA vs GER	55'57"
20.08.	11	DEN vs USA	51'29"
	12	JPN vs CAN	50'27"
21.08.	13	ENG vs AUS	58'00"
	14	TPE vs USA	58'00"
	15	FRA vs BRA	52'46"
	16	MEX vs GER	61'22"
22.08.	17	DEN vs JPN	48'37"
	18	NGA vs CAN	50'06"

Average actual playing time in the first stage (18 matches):

55'29"

Second stage

24.08.	19	BRA vs AUS	59'59"	(incl. extra-time)
25.08.	20	USA vs DEN	58'00"	
	21	CAN vs ENG	46'15"	
	22	JPN vs GER	52'10"	(incl. extra-time)
	23	BRA vs CAN	59'12"	(incl. extra-time)
29.08.	24	USA vs GER	54'31"	
	25	BRA vs GER	55'27"	(incl. extra-time)
01.09.	26	CAN vs USA	62'31"	(incl. extra-time)

Average actual playing time in the second stage (8 matches):

56'01"

Average actual playing time in matches 1 to 26:

55'45"

GOALS SCORED BY PLAYERS WHO CAME ON AS SUBSTITUTES

Match	No.	Res.	Player	Came on Min.	Scored Min.
TPE vs AUS	2	1-5	LU (TPE, 11)	80'	84' (1-3)
TPE vs AUS	2	1-5	CANNULI (AUS, 13)	60'	85' (1-4)
MEX vs BRA	4	3-5	MARTINEZ (MEX, 15)	40'	74' (3-5)
CAN vs DEN	5	3-2	ROWE (CAN, 11)	67'	68' (2-2)

ATTENDANCES

Date	No.	Venue	Match	No. of spectators
------	-----	-------	-------	-------------------

First stage

17.08.	1	Victoria	USA vs ENG	2,500
	2	Victoria	TPE vs AUS	1,700
	3	Vancouver	GER vs FRA	5,000
	4	Vancouver	MEX vs BRA	6,000
18.08.	5	Edmonton	CAN vs DEN	25,000
	6	Edmonton	NGA vs JPN	10,000
19.08.	7	Victoria	ENG vs TPE	2,151
	8	Victoria	AUS vs USA	2,600
	9	Vancouver	FRA vs MEX	4,500
20.08.	10	Vancouver	BRA vs GER	5,537
	11	Edmonton	DEN vs NGA	7,000
21.08.	12	Edmonton	JPN vs CAN	15,714
	13	Victoria	ENG vs AUS	3,900
22.08.	14	Victoria	TPE vs USA	2,800
	15	Vancouver	FRA vs BRA	3,500
	16	Vancouver	MEX vs GER	5,552
22.08.	17	Edmonton	DEN vs JPN	6,000
	18	Edmonton	NGA vs CAN	15,803

Total: **125,257**

Average attendance in the first stage (18 matches): **6,959**

Second stage

24.08.	19	Vancouver	BRA vs AUS	6,503
25.08.	20	Victoria	USA vs DEN	4,800
	21	Edmonton	CAN vs ENG	23,595
	22	Edmonton	JPN vs GER	5,000
29.08.	23	Edmonton	BRA vs CAN	37,194
	24	Edmonton	USA vs GER	10,000
01.09.	25	Edmonton	BRA vs GER	35,000
	26	Edmonton	CAN vs USA	47,784

Total: **169,876**

Average attendance in the second stage (8 matches): **21,235**

Total matches 1 to 26: **295,133**

Average attendance of matches 1-26: **11,351**

ATTENDANCES PER VENUE/STADIUM

Venue	Stadium	Total games	Total spectators	Average spectators
Edmonton	Commonwealth	12	238,090	19,841
Vancouver	Swangard	7	36,592	5,227
Victoria	Centennial	7	20,451	2,922

FROM WHAT DISTANCE THE GOALS WERE SCORED

Group matches (18 matches)

– Total goals scored:	67	100.0%
– Inside goal area:	12	17.9%
– Between goal area and penalty spot:	16	23.9%
– Between penalty spot and edge of the penalty area:	20	29.8%
– Outside the penalty area:	15	22.4%
– Penalties:	4	6.0%

Quarter-Finals (4 matches)

– Total goals scored:	24	100.0%
– Inside goal area:	7	29.2%
– Between goal area and penalty spot:	7	29.2%
– Between penalty spot and edge of the penalty area:	4	16.7%
– Outside the penalty area:	5	20.7%
– Penalties:	1	4.2%

Semifinals and Finals (4 matches)

– Total goals scored:	10	100.0%
– Inside goal area:	2	20.0%
– Between goal area and penalty spot:	2	20.0%
– Between penalty spot and edge of the penalty area:	5	50.0%
– Outside the penalty area:	1	10.0%
– Penalties:	0	0.0%

Recapitulation (26 matches)

– Total goals scored:	101	100.0%
– Inside goal area:	21	20.8%
– Between goal area and penalty spot:	25	24.7%
– Between penalty spot and edge of the penalty area:	29	28.7%
– Outside the penalty area:	21	20.8%
– Penalties:	5	5.0%

LEADING GOALSCORERS

	Player	Goals
1.	SINCLAIR Christine (CAN, 12)	10
2.	WILSON Kelly (USA, 16)	9
3.	TARPLEY Lindsay (4 assists) (USA, 15)	6
4.	MARTA (2 assists) (BRA, 10)	6
5.	O REILLY Heather (USA, 9)	4
6.	BRESONIK Linda (GER, 3)	3
	CRAWFORD Hayley (AUS, 14)	3
	DANIELA (BRA, 5)	3
	KELLY (BRA, 9)	3
	LANG Kara (CAN, 15)	3
	MITTAG Anja (GER, 9)	3
	OHNO Shinobu (JPN, 9)	3
	RASMUSSEN Johanna (DEN, 13)	3
	WARD Katy (ENG, 9)	3
	WORBIS Guadalupe (MEX, 9)	3
16.	CRISTIANE (BRA, 11)	2
	MAGGS Ellen (ENG, 10)	2
	OSBORNE Leslie (USA, 10)	2
19.	ABILY Camille (FRA, 6)	1
	BACHOR Isabell (GER, 11)	1
	BRENDEL Annelie (GER, 7)	1
	BUEHLER Rachel (USA, 2)	1
	CANNULI Catherine (AUS, 13)	1
	EBNER Stephanie (USA, 19)	1
	HANKS Kerri (USA, 5)	1
	HARCH Lana (AUS, 7)	1
	HERPING Marie (DEN, 17)	1
	HICKMOTT Michelle (ENG, 11)	1
	IWUAGWU Akudo (NGA, 16)	1
	JENSEN Sandra (DEN, 9)	1
	KAKADELAS Megan (USA, 17)	1
	KURALAY Selin (AUS, 15)	1
	LU Yen Ling (TPE, 11)	1
	MARTINEZ Lisette (MEX, 15)	1
	MUELLER Barbara (GER, 10)	1
	NEILSON Amber (AUS, 8)	1
	OAKES Jill (USA, 4)	1
	OYEWUSI Olushola (NGA, 11)	1
	RAMOS Elodie (FRA, 7)	1
	RENATA COSTA (BRA, 8)	1
	REUTER Karla (AUS, 5)	1
	RICO Michell (MEX, 3)	1
	ROWE Michelle (CAN, 11)	1
	RUSTAD Clare (CAN, 8)	1
	SUDO Akiko (JPN, 7)	1
	TATIANA (BRA, 13)	1
	THORLAKSON Katie (CAN, 16)	1
	WESTWOOD Emily (ENG, 12)	1

Total (26 matches)
Average per match

101
3.88

LIST OF GOALSCORERS AND ASSISTS

(Goal scored: 3 points, assist: 1 point)

	Player	Goals	Assists	Total
1.	SINCLAIR Christine (CAN, 12)	10	1	31
2.	WILSON Kelly (USA, 16)	9	1	28
3.	TARPLEY Lindsay (USA, 15)	6	4	22
4.	MARTA (BRA, 10)	6	2	20
	O REILLY Heather (USA, 9)	4	8	20
6.	KELLY (BRA, 9)	3	3	12
	MITTAG Anja (GER, 9)	3	3	12
8.	DANIELA (BRA, 5)	3	1	10
	LANG Kara (CAN, 15)	3	1	10
10.	BRESONIK Linda (GER, 3)	3	0	9
	CRAWFORD Hayley (AUS, 14)	3	0	9
	OHNO Shinobu (JPN, 9)	3	0	9
	RASMUSSEN Johanna (DEN, 13)	3	0	9
	WARD Katy (ENG, 9)	3	0	9
	WORBIS Guadalupe (MEX, 9)	3	0	9
16.	MAGGS Ellen (ENG, 10)	2	2	8
17.	CRISTIANE (BRA, 11)	2	1	7
	OSBORNE Leslie (USA, 10)	2	1	7
19.	HARCH Lana (AUS, 7)	1	2	5
	KAKADELAS Megan (USA, 17)	1	2	5
	MOSCATO Carmelina (CAN, 3)	0	5	5
22.	CANNULI Catherine (AUS, 13)	1	1	4
	EBNER Stephanie (USA, 19)	1	1	4
	JENSEN Sandra (DEN, 9)	1	1	4
	MARTINEZ Lisette (MEX, 15)	1	1	4
	RAMOS Elodie (FRA, 7)	1	1	4
	REUTER Karla (AUS, 5)	1	1	4
	ROWE Michelle (CAN, 11)	1	1	4
	WESTWOOD Emily (ENG, 12)	1	1	4
30.	ABILY Camille (FRA, 6)	1	0	3
	BACHOR Isabell (GER, 11)	1	0	3
	BRENDEL Annelie (GER, 7)	1	0	3
	BUEHLER Rachel (USA, 2)	1	0	3
	HANKS Kerri (USA, 5)	1	0	3
	HERPING Marie (DEN, 17)	1	0	3
	HICKMOTT Michelle (ENG, 11)	1	0	3
	IWUAGWU Akudo (NGA, 16)	1	0	3
	KURALAY Selin (AUS, 15)	1	0	3
	LU Yen Ling (TPE, 11)	1	0	3
	MUELLER Barbara (GER, 10)	1	0	3
	NEILSON Amber (AUS, 8)	1	0	3
	OAKES Jill (USA, 4)	1	0	3
	OYEWUSI Olushola (NGA, 11)	1	0	3
	RENATA COSTA (BRA, 8)	1	0	3
	RICO Michell (MEX, 3)	1	0	3
	RUSTAD Clare (CAN, 8)	1	0	3
	SUDO Akiko (JPN, 7)	1	0	3
	TATIANA (BRA, 13)	1	0	3
	THORLAKSON Katie (CAN, 16)	1	0	3
	GAJHEDE KNUDSEN Mariann (DEN, 8)	0	3	3
	SABEL Anne-Kathrin (GER, 8)	0	3	3

52.	BOOTH Melanie (CAN, 13)	0	2	2
	CHALUPNY Lori (USA, 7)	0	2	2
	CHAMP Leanne (ENG, 2)	0	2	2
	HUFFMAN Sarah (USA, 14)	0	2	2
	ITO Kanako (JPN, 10)	0	2	2
57.	ANDREWS Sasha (CAN, 4)	0	1	1
	CHAPMAN Candace-Marie (CAN, 9)	0	1	1
	CHIEJINE Ifeanyichukwu (NGA, 17)	0	1	1
	KINGA Yukari (JPN, 8)	0	1	1
	ODEBRECHT Viola (GER, 6)	0	1	1
	PEDERSEN Cecilie (DEN, 10)	0	1	1
	RENATA DINIZ (BRA, 14)	0	1	1
	SLATYER Thea (AUS, 3)	0	1	1
	THOMAS Karolin (GER, 17)	0	1	1
	UDOH Nkese (NGA, 15)	0	1	1
	VALDERRAMA Dioselina (MEX, 7)	0	1	1
	VERMEULEN Amy (CAN, 6)	0	1	1
	WATANABE Kana (JPN, 5)	0	1	1
	WRIGHT Jessica (ENG, 5)	0	1	1
	Total (26 matches)	101	75	378
	Average per match	3.88		



PENALTIES

Date	Match	No.	Player	
17.08.	TPE vs AUS	2	NEILSON (AUS, 8)	scored (0-2)
17.08.	GER vs FRA	3	SABEL (GER, 8)	saved by GK
17.08.	MEX vs BRA	4	RICO (MEX, 3)	scored (1-1)
21.08.	TPE vs USA	14	BUEHLER (USA, 2)	scored (0-3)
22.08.	NGA vs CAN	18	SINCLAIR (CAN, 12)	scored (0-1)
24.08.	BRA vs AUS	29	KURALAY (AUS, 15)	scored (3-3)

Recapitulation

Number of penalties given:	6	100.0%
– converted	5	83.3%
– missed	0	0.0%
– saved by Goalkeeper	1	16.7%

HOW THE GOALS WERE SCORED

Group matches	(18 matches)	
Total goals scored:	67	100.0%
From the run of play:	54	80.6%
– Passing run or breakthrough in the middle:	15	27.8%
– Passing run or breakthrough on the wings:	27	50.0%
– left side:	6	22.2%
– right side:	21	77.8%
– Solo performance:	12	22.2%
From standard situations:	13	19.4%
– After a corner-kick:	3	23.1%
– left side:	1	33.3%
– right side:	2	66.7%
– After a free-kick:	2	15.4%
– direct:	2	100.0%
– indirect:	0	0.0%
– After a throw-in:	1	7.6%
– From a direct free-kick:	3	23.1%
– From a penalty:	4	30.8%
Shots:	54	80.6%
Headers:	9	13.4%
Penalties:	4	6.0%
Own goals:	0	0.0%

Quarter-Finals	(4 matches)	
Total goals scored:	24	100.0%
From the run of play:	18	75.0%
– Passing run or breakthrough in the middle:	8	44.4%
– Passing run or breakthrough on the wings:	7	38.9%
– left side:	5	71.4%
– right side:	2	28.6%
– Solo performance:	3	16.7%
From standard situations:	6	25.0%
– After a corner-kick:	1	16.7%
– left side:	1	100.0%
– right side:	0	0.0%
– After a free-kick:	4	66.6%
– direct:	2	50.0%
– indirect:	2	50.0%
– After a throw-in:	0	0.0%
– From a direct free-kick:	0	0.0%
– From a penalty:	1	16.7%
Shots:	21	87.5%
Headers:	2	8.3%
Penalties:	1	4.2%
Own goals:	0	0.0%

Semifinals and Finals	(4 matches)	
Total goals scored:	10	100.0%
From the run of play:	7	70.0%
– Passing run or breakthrough in the middle:	4	57.1%
– Passing run or breakthrough on the wings:	3	42.9%
– left side:	1	33.3%
– right side:	2	66.7%
– Solo performance:	0	0.0%
From standard situations:	3	30.0%
– After a corner-kick:	3	100.0%
– left side:	1	33.3%
– right side:	2	66.7%
– After a free-kick:	0	0.0%
– direct:	0	0.0%
– indirect:	0	0.0%
– After a throw-in:	0	0.0%
– From a direct free-kick:	0	0.0%
– From a penalty:	0	0.0%
Shots:	8	80.0%
Headers:	2	20.0%
Penalties:	0	0.0%
Own goals:	0	0.0%

Recapitulation	(26 matches)	
Total goals scored:	101	100.0%
From the run of play:	79	78.2%
– Passing run or breakthrough in the middle:	27	34.2%
– Passing run or breakthrough on the wings:	37	46.8%
– left side:	12	32.4%
– right side:	25	67.6%
– Solo performance:	15	19.0%
From standard situations:	22	21.8%
– After a corner-kick:	7	31.9%
– left side:	3	42.9%
– right side:	4	57.1%
– After a free-kick:	6	27.3%
– direct:	4	66.7%
– indirect:	2	33.3%
– After a throw-in:	1	4.5%
– From a direct free-kick:	3	13.6%
– From a penalty:	5	22.7%
Shots:	83	82.1%
Headers:	13	12.9%
Penalties:	5	5.0%
Own goals:	0	0.0%

WHEN THE GOALS WERE SCORED

Group matches (18 matches)

Total goals scored:	67	100.0%
– 1st and 15th minute:	10	14.9%
– 16th and 30th minute:	9	13.4%
– 31st and 45th minute:	12	17.9%
– 46th and 60th minute:	10	14.9%
– 61st and 75th minute:	15	22.4%
– 76th and 90th minute:	11	16.5%

Number of goals scored in additional time:

– 1st half (after 45 min.)	0	0.0%
– 2nd half (after 90 min.)	1	1.5%

Quarter Finals (4 matches)

Total goals scored:	24	100.0%
– 1st and 15th minute:	3	12.5%
– 16th and 30th minute:	1	4.2%
– 31st and 45th minute:	8	33.3%
– 46th and 60th minute:	4	16.7%
– 61st and 75th minute:	2	8.3%
– 76th and 90th minute:	4	16.7%
– 91st and 105th minute:	2	8.3%
– 106th and 120th minute:	0	0.0%

Number of goals scored in additional time:

– 1st half (after 45 min.)	1	4.2%
– 2nd half (after 90 min.)	2	8.3%
– 1st half extra time:	2	8.3%
– 2nd half extra time:	0	0.0%

Semifinals and Finals (4 matches)

Total goals scored:	10	100.0%
– 1st and 15th minute:	0	0.0%
– 16th and 30th minute:	3	30.0%
– 31st and 45th minute:	3	30.0%
– 46th and 60th minute:	1	10.0%
– 61st and 75th minute:	1	10.0%
– 76th and 90th minute:	1	10.0%
– 91st and 105th minute:	0	0.0%
– 106th and 120th minute:	1	10.0%

Number of goals scored in additional time:

– 1st half (after 45 min.)	1	10.0%
– 2nd half (after 90 min.)	0	0.0%
– 1st half extra time:	0	0.0%
– 2nd half extra time:	1	10.0%

Recapitulation (26 matches)

Total goals scored:	101	100.0%
– 1st and 15th minute:	13	12.9%
– 16th and 30th minute:	13	12.9%
– 31st and 45th minute:	23	22.7%
– 46th and 60th minute:	15	14.9%
– 61st and 75th minute:	18	17.8%
– 76th and 90th minute:	16	15.8%
– 91st and 105th minute:	2	2.0%
– 106th and 120th minute:	1	1.0%

Number of goals scored in additional time:

8	8.0%	
– 1st half (after 45 min.)	2	2.0%
– 2nd half (after 90 min.)	3	3.0%
– 1st half extra time:	2	2.0%
– 2nd half extra time:	1	1.0%

PLAYERS WHO PARTICIPATED IN FORMER FIFA COMPETITIONS

Australia	
MC SHEA Kate	Olympic Football Tournament Sydney 2000 *
Brazil	
DANIELA	Olympic Football Tournament Sydney 2000 *
Mexico	
VERGARA Monica	FIFA Women's World Cup USA 99 *
Nigeria	
CHIEJINE Ifeanyichukwu	FIFA Women's World Cup USA 99 * Olympic Football Tournament Sydney 2000 *

* was lined up in this competition

PRELIMINARY COMPETITIONS

AFC

GROUP MATCHES

GROUP A

19.04.02	Korea Republic – India	4-0 (2-0)
19.04.02	Japan – Guam	15-0 (10-0)
21.04.02	Japan – Korea Republic	7-0 (2-0)
21.04.02	Guam – India	0-6 (0-1)
23.04.02	Japan – India	9-0 (6-0)
23.04.02	Guam – Korea Republic	0-13 (0-7)

	Team	P	W	D	L	Goals	Points
1	Japan	3	3	0	0	31-0	9
2	Korea Republic	3	2	0	1	17-7	6
3	India	3	1	0	2	6-13	3
4	Guam	3	0	0	3	0-34	0

GROUP B

20.04.02	China PR – Singapore	15-0 (12-0)
20.04.02	Chinese Taipei – Hong Kong	15-0 (7-0)
22.04.02	China PR – Chinese Taipei	0-0
22.04.02	Singapore – Hong Kong	2-1 (0-1)
24.04.02	China PR – Hong Kong	17-0 (5-0)
24.04.02	Singapore – Chinese Taipei	0-18 (0-11)

	Team	P	W	D	L	Goals	Points
1	Chinese Taipei	3	2	1	0	33-0	7
2	China PR	3	2	1	0	32-0	7
3	Singapore	3	1	0	2	2-34	3
4	Hong Kong	3	0	0	3	1-34	0

GROUP C

20.04.02	Korea DPR – Thailand	10-0 (5-0)
20.04.02	Uzbekistan – Myanmar	1-5 (1-3)
22.04.02	Korea DPR – Uzbekistan	1-0 (1-0)
22.04.02	Thailand – Myanmar	0-2 (0-1)
24.04.02	Korea DPR – Myanmar	7-0 (7-0)
24.04.02	Thailand – Uzbekistan	2-0 (0-0)

	Team	P	W	D	L	Goals	Points
1	Korea DPR	3	3	0	0	18-0	9
2	Myanmar	3	2	0	1	7-8	6
3	Thailand	3	1	0	2	2-12	3
4	Uzbekistan	3	0	0	3	1-8	0

SEMIFINAL

26.04.02	Japan – China PR	1-1 AET (1-1, 1-0) PSO 3-0
26.04.02	Chinese Taipei – Korea DPR	1-1 AET (1-1, 1-1) PSO 4-3

MATCH FOR THIRD PLACE

28.04.02	China PR – Korea DPR	4-1 (3-1)
----------	-----------------------------	-----------

FINAL

28.04.02	Japan – Chinese Taipei	2-1 (0-1)
----------	-------------------------------	-----------

CAF

FIRST ROUND

03.08.01	Equatorial Guinea – CTA	0-1
17.08.01	Central African Rep. – EQG	2-0

05.08.01	São Tomé e Príncipe – Mali	0-6
19.08.01	Mali – São Tomé e Príncipe	3-1

Malawi – Zambia	Malawi withdrew
Botswana – Zimbabwe	Botswana withdrew
Gambia – Morocco	Gambia withdrew
Niger – Algeria	Niger/Algeria withdrew

QUARTER-FINALS

26.10.01	Zambia – South Africa	0-1
09.11.01	South Africa – Zambia	3-2

28.10.01	Mali – Nigeria	0-6
11.11.01	Nigeria – Mali	4-0

Central African Rep. – ZIM	Zimbabwe withdrew
Niger/Algeria – Morocco	Niger/Algeria withdrew

SEMI-FINALS

26.01.02	Central African Rep. – RSA	0-2
	South Africa – CTA	Central African Rep. withdrew

Nigeria – Morocco	Morocco withdrew
--------------------------	------------------

FINAL

07.04.02	Nigeria – South Africa	6-0 (1-0)
19.04.02	South Africa – Nigeria	2-3 (0-1)

CONMEBOL

PLAY-OFF

17.03.02	Peru – Brazil	0-6 (0-1)
28.03.02	Brazil – Peru	6-0 (3-0)

AET = After extra time

PSO = Penalty shoot-out

CONCACAF

CARIBBEAN ZONE

GROUP A

18.12.01	Jamaica – Grenada	21-0 (9-0)
18.12.01	Bahamas – Trinidad and Tobago	0-13 (0-6)
20.12.01	Jamaica – Bahamas	11-0 (7-0)
20.12.01	Grenada – Trinidad and Tobago	0-17 (0-5)
22.12.01	Jamaica – Trinidad and Tobago	0-0
22.12.01	Grenada – Bahamas	3-1 (0-1)

Team	P	W	D	L	Goals	Points
1 Jamaica	3	2	1	0	32-0	7
2 Trinidad & Tobago *	3	2	1	0	30-0	7
3 Grenada	3	1	0	2	3-39	3
4 Bahamas	3	0	0	3	1-27	0

* Trinidad and Tobago as host directly qualified for the final round.

GROUP B

17.01.02	Antigua and Barbuda – Dominica	8-0 (3-0)
17.01.02	Surinam – Guyana	7-1 (4-1)
19.01.02	Surinam – Dominica	12-0 (4-0)
19.01.02	Antigua and Barbuda – Guyana	3-1 (2-1)
21.01.02	Dominica – Guyana	0-3 (0-1)
22.01.02	Antigua and Barbuda – Surinam	1-3 (1-1)

Team	P	W	D	L	Goals	Points
1 Surinam	3	3	0	0	22-2	9
2 Antigua & Barbuda	3	2	0	1	12-4	6
3 Guyana	3	1	0	2	5-10	3
4 Dominica	3	0	0	3	0-23	0

GROUP C

08.01.02	Dominican Republic – Puerto Rico	4-0 (1-0)
08.01.02	Haiti – US Virgin Islands	9-0 (5-0)
10.01.02	Haiti – Puerto Rico	5-0 (2-0)
10.01.02	Dominican Rep. – US Virgin Islands	5-1 (2-0)
12.01.02	Haiti – Dominican Republic	1-0 (0-0)
12.01.02	Puerto Rico – US Virgin Islands	4-0 (3-0)

Team	P	W	D	L	Goals	Points
1 Haiti	3	3	0	0	15-0	9
2 Dominican Rep.	3	2	0	1	9-2	6
3 Puerto Rico	3	1	0	2	4-9	3
4 US Virgin Islands	3	0	0	3	1-18	0

CENTRAL ZONE

20.03.02	Costa Rica – Guatemala	9-1 (7-0)
20.03.02	Panama – Nicaragua	8-0 (4-0)
22.03.02	Nicaragua – Costa Rica	0-12 (0-10)
22.03.02	Panama – Guatemala	7-0 (5-0)
24.03.02	Costa Rica – Panama	2-0 (1-0)
24.03.02	Guatemala – Nicaragua	5-0 (1-0)

Team	P	W	D	L	Goals	Points
1 Costa Rica	3	3	0	0	23-1	9
2 Panama	3	2	0	1	15-2	6
3 Guatemala	3	1	0	2	6-16	3
4 Nicaragua	3	0	0	3	0-25	0

FINAL ROUND

GROUP A

07.05.02	Mexico – Jamaica	1-1 (0-0)
07.05.02	Trinidad and Tobago – Panama	3-3 (0-1)
09.05.02	Panama – Mexico	0-3 (0-1)
09.05.02	Jamaica – Trinidad and Tobago	1-2 (0-1)
11.05.02	Jamaica – Panama	1-1 (0-1)
11.05.02	Trinidad and Tobago – Mexico	1-5 (1-4)

Team	P	W	D	L	Goals	Points
1 Mexico	3	2	1	0	9-2	7
2 Trinidad & Tobago	3	1	1	1	6-9	4
3 Jamaica	3	0	2	1	3-4	2
4 Panama	3	0	2	1	4-7	2

GROUP B

07.05.02	Costa Rica – Haiti	4-0 (3-0)
07.05.02	USA – Surinam	15-0 (7-0)
09.05.02	Haiti – USA	0-5 (0-1)
09.05.02	Surinam – Costa Rica	1-4 (0-2)
11.05.02	Surinam – Haiti	1-2 (1-1)
11.05.02	USA – Costa Rica	14-1 (8-0)

Team	P	W	D	L	Goals	Points
1 USA	3	3	0	0	34-1	9
2 Costa Rica	3	2	0	1	9-15	6
3 Haiti	3	1	0	2	2-10	3
4 Surinam	3	0	0	3	2-21	0

PRELIMINARY COMPETITIONS

UEFA

FIRST ROUND

GROUP C1

10.09.01	Scotland – Belarus	5-0 (3-0)
10.09.01	Austria – Greece	10-0 (6-0)
12.09.01	Belarus – Greece	6-0 (2-0)
12.09.01	Scotland – Austria	2-1 (1-0)
14.09.01	Greece – Scotland	0-7 (0-1)
14.09.01	Belarus – Austria	1-1 (1-1)

	Team	P	W	D	L	Goals	Points
1	Scotland	3	3	0	0	14-1	9
2	Austria	3	1	1	1	12-3	4
3	Belarus	3	1	1	1	7-6	4
4	Greece	3	0	0	3	0-23	0

GROUP C2

10.09.01	Wales – Slovenia	1-0 (0-0)
12.09.01	Estonia – Wales	2-6 (0-4)
14.09.01	Slovenia – Estonia	0-0

	Team	P	W	D	L	Goals	Points
1	Wales	2	2	0	0	7-2	6
2	Slovenia	2	0	1	1	0-1	1
3	Estonia	2	0	1	1	2-6	1

GROUP C3

11.09.01	Faroe Islands – Bosnia-Herzegovina	0-1 (0-1)
11.09.01	Lithuania – Turkey	0-2 (0-2)
13.09.01	Faroe Islands – Lithuania	0-0
13.09.01	Bosnia-Herzegovina – Turkey	1-1 (0-1)
15.09.01	Turkey – Faroe Islands	1-0 (0-0)
15.09.01	Bosnia-Herzegovina – Lithuania	3-2 (0-1)

	Team	P	W	D	L	Goals	Points
1	Turkey	3	2	1	0	4-1	7
2	Bosnia-Herzegovina	3	2	1	0	5-3	7
3	Faroe Islands	3	0	1	2	0-2	1
4	Lithuania	3	0	1	2	2-5	1

GROUP C4

06.09.01	Iceland – Bulgaria	7-0 (4-0)
06.09.01	Hungary – Israel	0-6 (0-2)
08.09.01	Iceland – Hungary	3-0 (1-0)
08.09.01	Bulgaria – Israel	0-2 (0-1)
10.09.01	Israel – Iceland	1-3 (1-1)
10.09.01	Bulgaria – Hungary	1-1 (1-0)

	Team	P	W	D	L	Goals	Points
1	Iceland	3	3	0	0	13-1	9
2	Israel	3	2	0	1	9-3	6
3	Bulgaria	3	0	1	2	1-10	1
	Hungary	3	0	1	2	1-10	1

SECOND ROUND

GROUP B1

22.10.01	Ukraine – Scotland	2-2 (1-2)
22.10.01	Republic of Ireland – Switzerland	1-2 (0-1)
24.10.01	Scotland – Republic of Ireland	3-0 (1-0)
24.10.01	Switzerland – Ukraine	3-0 (1-0)
26.10.01	Ukraine – Republic of Ireland	1-0 (0-0)
26.10.01	Switzerland – Scotland	4-0 (0-0)

	Team	P	W	D	L	Goals	Points
1	Switzerland	3	3	0	0	9-1	9
2	Scotland	3	1	1	1	5-6	4
3	Ukraine	3	1	1	1	3-5	4
4	Republic of Ireland	3	0	0	3	1-6	0

GROUP B2

10.10.01	Netherlands – Slovakia	4-0 (2-0)
10.10.01	Poland – Wales	1-0 (0-0)
12.10.01	Netherlands – Poland	0-0
12.10.01	Slovakia – Wales	0-2 (0-2)
14.10.01	Wales – Netherlands	0-3 (0-1)
14.10.01	Slovakia – Poland	0-3 (0-1)

	Team	P	W	D	L	Goals	Points
1	Netherlands	3	2	1	0	7-0	7
2	Poland	3	2	1	0	4-0	7
3	Wales	3	1	0	2	2-4	3
4	Slovakia	3	0	0	3	0-9	0

GROUP B3

16.10.01	Czech Republic – Yugoslavia	0-0
16.10.01	Turkey – Israel	0-5 (0-3)
18.10.01	Czech Republic – Turkey	2-0 (1-0)
18.10.01	Yugoslavia – Israel	1-1 (1-0)
20.10.01	Israel – Czech Republic	0-1 (0-1)
20.10.01	Yugoslavia – Turkey	6-0 (1-0)

	Team	P	W	D	L	Goals	Points
1	Czech Republic	3	2	1	0	3-0	7
2	Yugoslavia	3	1	2	0	7-1	5
3	Israel	3	1	1	1	6-2	4
4	Turkey	3	0	0	3	0-13	0



For the Good of the Game

GROUP B4

11.10.01	Belgium – Russia	4-1 (0-0)
11.10.01	Iceland – Bosnia-Herzegovina	6-0 (5-0)
13.10.01	Belgium – Iceland	1-1 (1-1)
13.10.01	Russia – Bosnia-Herzegovina	1-0 (0-0)
15.10.01	Bosnia-Herzegovina – Belgium	0-11 (0-5)
15.10.01	Russia – Iceland	1-1 (0-0)

	Team	P	W	D	L	Goals	Points
1	Belgium	3	2	1	0	16-2	7
2	Iceland	3	1	2	0	8-2	5
3	Russia	3	1	1	1	3-5	4
4	Bosnia-Herzegovina	3	0	0	3	0-18	0

THIRD ROUND

GROUP A1

16.11.01	Italy – France	2-3 (0-0)
16.11.01	Switzerland – Poland	5-1 (3-0)
18.11.01	Italy – Switzerland	1-2 (0-2)
18.11.01	France – Poland	5-0 (2-0)
20.11.01	Poland – Italy	0-0
20.11.01	France – Switzerland	2-0 (2-0)

	Team	P	W	D	L	Goals	Points
1	France	3	3	0	0	10-2	9
2	Switzerland	3	2	0	1	7-4	6
3	Italy	3	0	1	2	3-5	1
4	Poland	3	0	1	2	1-10	1

GROUP A2

27.02.02	Finland – Germany	1-2 (0-1)
27.02.02	Netherlands – Scotland	1-0 (0-0)
01.03.02	Finland – Netherlands	0-0
01.03.02	Germany – Scotland	4-1 (3-1)
03.03.02	Scotland – Finland	1-4 (0-3)
03.03.02	Germany – Netherlands	3-0 (1-0)

	Team	P	W	D	L	Goals	Points
1	Germany	3	3	0	0	9-2	9
2	Finland	3	1	1	1	5-3	4
3	Netherlands	3	1	1	1	1-3	4
4	Scotland	3	0	0	3	2-9	0

GROUP A3

15.11.01	Denmark – England	4-3 (1-1)
15.11.01	Czech Republic – Iceland	3-0 (0-0)
17.11.01	Denmark – Czech Republic	1-1 (1-0)
17.11.01	England – Iceland	2-1 (2-0)
19.11.01	Iceland – Denmark	0-3 (0-1)
19.11.01	England – Czech Republic	3-0 (2-0)

	Team	P	W	D	L	Goals	Points
1	Denmark	3	2	1	0	8-4	7
2	England	3	2	0	1	8-5	6
3	Czech Republic	3	1	1	1	4-4	4
4	Iceland	3	0	0	3	1-8	0

GROUP A4

17.02.02	Belgium – Yugoslavia	1-1 (0-1)
17.02.02	Norway – Spain	2-2 (1-1)
19.02.02	Spain – Yugoslavia	5-0 (3-0)
19.02.02	Norway – Belgium	1-1 (1-0)
21.02.02	Yugoslavia – Norway	0-2 (0-1)
21.02.02	Spain – Belgium	2-1 (2-1)

	Team	P	W	D	L	Goals	Points
1	Spain	3	2	1	0	9-3	7
2	Norway	3	1	2	0	5-3	5
3	Belgium	3	0	2	1	3-4	2
4	Yugoslavia	3	0	1	2	1-8	1

FINAL ROUND

GROUP A

02.05.02	France – Germany	2-3 (2-1)
02.05.02	Sweden – Spain	0-1 (0-0)
04.05.02	Spain – Germany	0-2 (0-1)
04.05.02	Sweden – France	0-0
06.05.02	Germany – Sweden	1-0 (1-0)
06.05.02	Spain – France	1-2 (0-1)

	Team	P	W	D	L	Goals	Points
1	Germany	3	3	0	0	6-2	9
2	France	3	1	1	1	4-4	4
3	Spain	3	1	0	2	2-4	3
4	Sweden	3	0	1	2	0-2	1

GROUP B

03.05.02	Norway – England	1-3 (1-1)
03.05.02	Switzerland – Denmark	0-3 (0-1)
05.05.02	Norway – Switzerland	2-1 (2-0)
05.05.02	England – Denmark	1-2 (0-1)
07.05.02	Denmark – Norway	3-1 (2-1)
07.05.02	England – Switzerland	3-4 (3-2)

	Team	P	W	D	L	Goals	Points
1	Denmark	3	3	0	0	8-2	9
2	England	3	1	0	2	7-7	3
3	Norway	3	1	0	2	4-7	3
4	Switzerland	3	1	0	2	5-8	3

SEMIFINAL

10.05.02	Germany – England	1-0 (1-0)
10.05.02	Denmark – France	0-1 (0-1)

FINAL

12.05.02	Germany – France	3-1 (2-1)
----------	-------------------------	-----------

PRELIMINARY COMPETITIONS

OFC

GROUP MATCHES

GROUP A

23.04.02	American Samoa – Fiji	0-0
23.04.02	New Zealand – Samoa	10-0 (4-0)
25.04.02	American Samoa – New Zealand	0-2 (0-2)
25.04.02	Fiji – Samoa	1-2 (1-0)
27.04.02	Samoa – American Samoa	2-2 (0-1)
27.04.02	New Zealand – Fiji	8-0 (4-0)

	Team	P	W	D	L	Goals	Points
1	New Zealand	3	3	0	0	20-0	9
2	Samoa	3	1	1	1	4-13	4
3	American Samoa	3	0	2	1	2-4	2
4	Fiji	3	0	1	2	1-10	1

GROUP B

24.04.02	Tonga – Australia	0-11 (0-4)
26.04.02	Cook Islands – Australia	0-15 (0-8)
29.04.02	Tonga – Cook Islands	1-1 (1-1)

	Team	P	W	D	L	Goals	Points
1	Australia	2	2	0	0	26-0	6
2	Tonga	2	0	1	1	1-12	1
3	Cook Islands	2	0	1	1	1-16	1

SEMIFINAL

01.05.02	New Zealand – Tonga	15-0 (3-0)
01.05.02	Australia – Samoa	13-0 (7-0)

MATCH FOR THIRD PLACE

03.05.02	Tonga – Samoa	2-0 (2-0)
----------	----------------------	-----------

FINAL

03.05.02	New Zealand – Australia	0-6 (0-2)
----------	--------------------------------	-----------





AUSTRALIA

FINAL RANKING

5TH PLACE

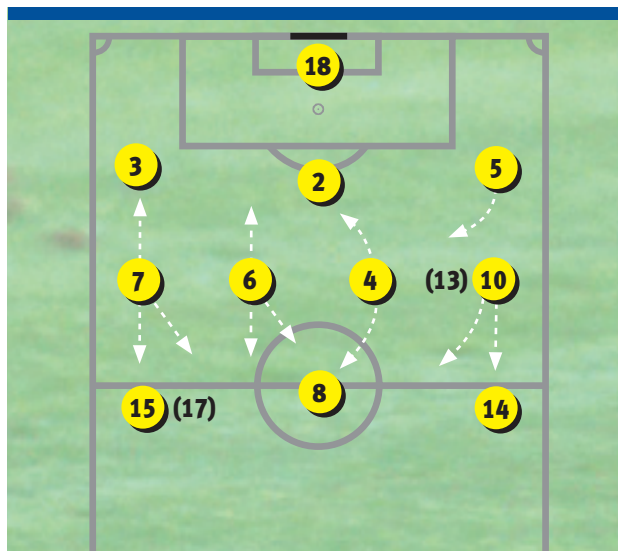
PRELIMINARY COMPETITION

24.04.02	Tonga – Australia	0-11 (0-4)
26.04.02	Cook Islands – Australia	0-15 (0-8)
01.05.02	Australia – Samoa	13-0 (7-0)
03.05.02	New Zealand – Australia	0-6 (0-2)

FINAL COMPETITION

17.08.02	Chinese Taipei – Australia	1-5 (0-2)
19.08.02	Australia – USA	0-4 (0-1)
21.08.02	England – Australia	0-0
24.08.02	Brazil – Australia	4-3, 3-3 (3-1)

100' Golden goal



3-4-3 / 4-4-2

Playing system:

Midfield supported both the attack and defence, close marking system, no sweeper, defenders stayed back.

Système de jeu:

Milieu de terrain soutenant l'attaque et la défense, marquage individuel, pas de libero, défense reste en retrait.

Sistema de juego:

El medio campo apoyó a la defensa, marcaje individual, sin líbero, la defensa se mantuvo detrás.

Spielsystem:

Mittelfeld mit offensiven und defensiven Aufgaben, Fraudeckung ohne Libero, kein Aufrücken der Verteidigung.

APPEARANCES

No.	Pos.	Name	Date of Birth	Club	Match 1	Match 2	Match 3	Match 4	Total
					TPE 5-1	USA 0-4	ENG 0-0	1/4 Final BRA 3-4	
1	GK	HARTLEY Lisa	06.10.84	Canberra Eclipse	R	R	R	R	–
2	DF	MC SHEA Kate	13.04.83	Queensland Sting	90	83>exp.	susp.	100	273
3	DF	SLATYER Thea	02.02.83	NSW Sapphires	90	82>	90	100	362
4	MF	DAVISON Emma	04.05.85	NSW Sapphires	90	90	90	100	370
5	DF	REUTER Karla	14.06.84	Queensland Sting	90	90	90	100	370
6	MF	STOCCO Stacey	03.04.84	Adelaide Sensation	83>	90	78>	100	351
7	MF	HARCH Lana	23.11.84	Queensland Sting	90	90	90	100	370
8	FW	NEILSON Amber	14.12.84	Northern NSW Pride	90	90	90	inj.	270
9	FW	GILL Katie	10.12.84	Northern NSW Pride	>7	71>	R	R	78
10	MF	MUNOZ Caitlin	04.10.83	Canberra Eclipse	60>	88>	90	100	338
11	MF	CANHAM Elissia	29.04.85	Queensland Sting	>30	R	>12	>34	76
12	DF	DUNNE Rose	02.09.83	Northern NSW Pride	R	>8	R	R	8
13	MF	CANNULI Catherine	03.03.86	NSW Sapphires	>30	R	71>	>19	120
14	FW	CRAWFORD Hayley	27.03.84	Northern NSW Pride	90	90	90	100	370
15	FW	KURALAY Selin	25.01.85	Victoria Vision	60>	R	90	66>	216
16	DF	STEVENS Lorissa	08.04.85	Northern NSW Pride	R	>2	R	R	2
17	FW	MITCHELL Jessica	29.05.83	Queensland Sting	R	>19	>19	81>	119
18	GK	MARZOTTO Luisa	17.03.84	Canberra Eclipse	90	90	90	100	370

ALTERNATES

19									
20									
21									



ANALYSIS

Strengths:

Strong midfield (supporting attack and defence), gritty determination, good individual performances, aggressive, good aerial ability.

Weaknesses:

Poor finishing, lacked depth and power in attack, poor distribution from goalkeeper.

Outstanding players:

Kate Mc Shea (2): Aggressive and physical, strong in the air.
 Emma Davison (4): Strong in tackles, good short passes.
 Stacey Stocco (6): Good distribution, strong in both attack and defence.
 Lana Harch (7): Pace and skill in abundance.
 Amber Neilson (8): Aggressive, good first touch, good directional heading, tenacious.

Points forts:

Solide milieu de terrain soutenant à la fois l'attaque et la défense, détermination, performances individuelles, agressivité, jeu aérien.

Points faibles:

Réalisation, manque de puissance et de profondeur en attaque, distribution du ballon par la gardienne.

Joueuses vedettes:

Kate Mc Shea (2): agressive et physique, bon contrôle aérien.
 Emma Davison (4): maîtrise des tacles, bonnes passes courtes.
 Stacey Stocco (6): bonne distribution des ballons, forte en attaque et en défense.
 Lana Harch (7): rapide et grandes qualités.
 Amber Neilson (8): agressive, tenace, bon contrôle, bonnes reprises de la tête, tenace.

Puntos fuertes:

Buen juego del medio campo en el ataque y la defensa, tenaces, buen rendimiento individual, agresivas, buen cabeceo.

Puntos débiles:

Remates deficientes, no lograron completar los ataques con efectividad, poca profundidad, falta de empuje en la línea de ataque, la arquera podría haber distribuido mejor los balones.

Jugadoras destacadas:

Kate Mc Shea (2): agresividad y buena condición física, buen control del juego aéreo.
 Emma Davison (4): habilidad para arrebatar el balón a las adversarias, buenos pases cortos.
 Stacey Stocco (6): excelente distribución del balón, buen ataque y defensa.
 Lana Harch (7): veloz y técnica.
 Amber Neilson (8): agresiva, buena en el primer toque, buena colocación de los balones aéreos, tenaz.

Stärken:

Gutes Offensiv- und Defensivspiel im Mittelfeld, Kampfgeist, gute Einzelleistungen, Aggressivität, starkes Kopfballspiel.

Schwächen:

Abschlusschwäche, mangelnde Durchschlagskraft und Raumnutzung im Angriff, unzureichende Ballverteilung der Torhüterin.

Herausragende Spielerinnen:

Kate Mc Shea (2): aggressiv, athletisch, kopfballstark.
 Emma Davison (4): effizientes Stören der Gegnerin, gutes Kurzpassspiel.
 Stacey Stocco (6): gute Ballverteilung, offensive und defensive Qualitäten.
 Lana Harch (7): schnell und wendig.
 Amber Neilson (8): aggressiv, sichere Ballannahme, präzises Kopfballspiel, hartnäckig.

COACH: MIKE MULVEY, AUS

25. 2. 63



Career as a player

1977-1981 Oldham Athletic (England)
 1982-1986 Australian National League
 1986-1995 Queensland State League (Australia)

Career as a coach

1994 Queensland Academy of Sport
 1994-1997 Men's Team (Assistant Coach)
 1997-1998 Queensland (Men's Premier League, Australia)
 1998-2002 Women's Programme Queensland Academy of Sport, 6 National Centres: identify talents in all centres
 1.5.2002- Women's National U-19 Team

OFFICIALS

MULVEY Mike
 BROWN Shirley
 MAY Berthy
 SMYTH Margaret, Dr
 DALEY Clayton
 FERGUSON Alicia
 JONES Mark

Coach
 Head of Delegation
 Head of Administration
 Team Doctor
 Physiotherapist
 Administrative Support
 Assistant Coach

TEAM DATA

Average age of the team:	18/02
Number of players playing abroad:	0
Disciplinary measures:	Yellow cards 7 Second yellow cards 1 Red cards 0
Goalscorers:	CRAWFORD Hayley 3 CANNULI Catherine 1 HARCH Lana 1 KURALAY Selin (pen.) 1 NEILSON Amber (pen.) 1 REUTER Karla 1

BRAZIL

FINAL RANKING

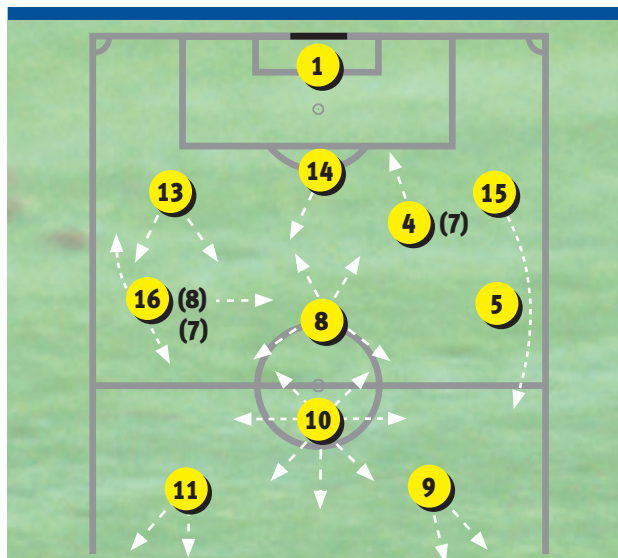
4TH PLACE

PRELIMINARY COMPETITION

17.03.02	Peru – Brazil	0-6 (0-1)
28.03.02	Brazil – Peru	6-0 (3-0)

FINAL COMPETITION

17.08.02	Mexico – Brazil	3-5 (1-3)
19.08.02	Brazil – Germany	1-0 (0-0)
21.08.02	France – Brazil	0-4 (0-1)
24.08.02	Brazil – Australia	4-3, 3-3 (3-1)
		100' Golden goal
29.08.02	Brazil – Canada	1-1, 1-1 (0-1)
	Penalty kicks	3-4
01.09.02	Brazil – Germany	1-1, 1-1 (1-0)
	Penalty kicks	3-4



3-4-1-2

Playing system: Marta (10) played in the hole between the mid-field and forward line, with midfielders dropping into defence and/or moving up the wings, two decentralised strikers.

Système de jeu: Marta (10) dans l'espace entre le milieu du terrain et la ligne d'attaque, les milieux de terrain reculant en défense et/ou remontant sur les côtés, 2 buteuses décentralisées.

Sistema de juego: Marta (10) juega actualmente entre el medio-campo y la línea ofensiva, las centrocampistas bajan para defender y organizar las bandas, dos delanteras descentralizadas.

Spielsystem: Marta (10) spielt zwischen Mittelfeld und Angriff, Mittelfeldspielerinnen sichern gegen hinten ab und unterstützen den Angriff über die Flügel, zwei dezentrale Stürmerinnen.

APPEARANCES

No.	Pos.	Name	Date of Birth	Club	Match 1	Match 2	Match 3	Match 4	Match 5	Match 6	Total
					MEX 5-3	GER 1-0	FRA 4-0	1/4 Final AUS 4-3	1/2 Final CAN 1-1	3 rd /4 th GER 1-1	
1	GK	GISELLE	20.11.83	Juventus Atletico	90	90	90	100	120	90	580
2	DF	JANAINA	04.09.84	Novo Mundo	> 15	R	90	> 47	R	R	152
3	DF	ANGELICA	22.12.84	Guarani	R	R	> 1	R	R	R	1
4	DF	DAIANE	15.04.83	Gremio	R	R	90	R	120	90	300
5	MF	DANIELA C	12.01.84	No club affiliation	90	90	R	100	120	90	490
6	DF	LIDIANE	18.12.84	Gremio	R	R	> 3	R	R	R	3
7	MF	ARIANA	28.11.83	Palmeiras	90	90	90	100	120	59 >	549
8	MF	RENATA COSTA	08.07.86	Maringa	90	90	90	100	120	90	580
9	FW	KELLY	08.05.85	Vasco da Gama	75 >	90	84 >	100	120	54 >	523
10	MF	MARTA	19.02.86	Vasco da Gama	85 >	90	90	100	120	90	575
11	FW	CRISTIANE	15.05.85	Juventus Atletico	90	90	90	100	120	90	580
12	FW	FERNANDA HEMANN	20.01.83	Gresfi	R	R	90	> 19	R	> 36	145
13	DF	TATIANA	18.03.85	Comercial	90	90	R	81 >	120	90	471
14	DF	RENATA DINIZ	01.11.85	Juventus Atletico	90	90	89 >	100	120	90	579
15	DF	MICHELE	10.06.84	Palmeiras	90	90	87 >	100	120	90	577
16	MF	LUDIMILA	06.04.83	Diamantina	90	90	R	53 >	R	> 31	264
17	FW	MAURINE	14.01.86	Gremio	> 5	R	> 6	R	R	R	11
18	GK	FERNANDA	11.02.84	Internacional	R	R	R	R	R	R	-

ALTERNATES

19											
20											
21											



ANALYSIS

Strengths:

Excellent dribbling, good interpassing, retaining possession, versatile players, cohesion in team, creation of goalscoring opportunities.

Weaknesses:

Too many individual pieces of skill and dribbles, no obvious game plan, lack of depth in attack.

Outstanding players:

Marta (10): playmaker, skilful, goalscorer.
Daniela (5): great skills, playmaker, powerful presence on the field.

Points forts:

Dribble, jeu de passes, conservation du ballon, joueuses polyvalentes, cohésion de l'équipe, création d'occasions de buts.

Points faibles:

Trop d'actions et de dribbles individuels, pas de stratégie évidente, manque de profondeur en attaque.

Joueuses vedettes:

Marta (10): meneuse de jeu, buteuse.
Daniela (5): solides compétences, meneuse de jeu, présence sur le terrain.

Puntos fuertes:

Gran habilidad regateadora, buen juego de combinaciones, conservación de la pelota, jugadoras versátiles, equipo cohesionado, creación de numerosas oportunidades de gol.

Puntos débiles:

Demasiadas acciones individuales y regates, falta de principios de juego claros, poca profundidad en el ataque.

Jugadoras destacadas:

Marta (10): organizadora, muy técnica, anotadora.
Daniela (5): excelente técnica, organizadora, presencia en el campo.

Stärken:

Dribblings, Kombinationen und Ballbesitz, Vielseitigkeit der Spielerinnen, mannschaftliche Geschlossenheit, Chancenerarbeitung.

Schwächen:

Zu viele Einzelaktionen und Dribblings, keine klaren Spielprinzipien, im Angriff zu wenig Tiefe.

Herausragende Spielerinnen:

Marta (10): Spielmacherin, technisch versiert, Torschützin.
Daniela (5): ausgezeichnete Technik, Regisseurin, Spielpräsenz.

COACH: PAULO GONCALVES, BRA 18. 11. 36



Career as a player

10 years as a professional player for Club Athletico Mineiro Goiar E. Club and in the USA.

Career as a coach

32 years as a professional coach of a first division men's team in Brazil.

Miscellaneous

Masters degree in physical education in Brazil and France. Wrote a book about peripheral vision.

OFFICIALS

GONCALVES Paulo	Coach
ESTEVAO DE OLIVEIRA Luiz	Head of Delegation
LEAL DUTRA Paulo	Head of Administration
MEDEIROS TEIXEIRA Edmundo, Dr	Team Doctor
APARECIDO FRANCELINO Salvador	Masseur
FERLA CASTEGNARO Luiz	Goalkeeper Instructor
FERREIRA Jorcelino	Assistant Coach
VIEIRA RANGEL Sergio	Equipment Manager
VINHAS ANTUNES Renato	Physical Instructor

TEAM DATA

Average age of the team:	17/11
Number of players playing abroad:	0
Disciplinary measures:	
Yellow cards	7
Second yellow cards	0
Red cards	0
Goalscorers:	
MARTA	6
DANIELA	3
KELLY	3
CRISTIANE	2
RENATA COSTA	1
TATIANA	1

CANADA

FINAL RANKING

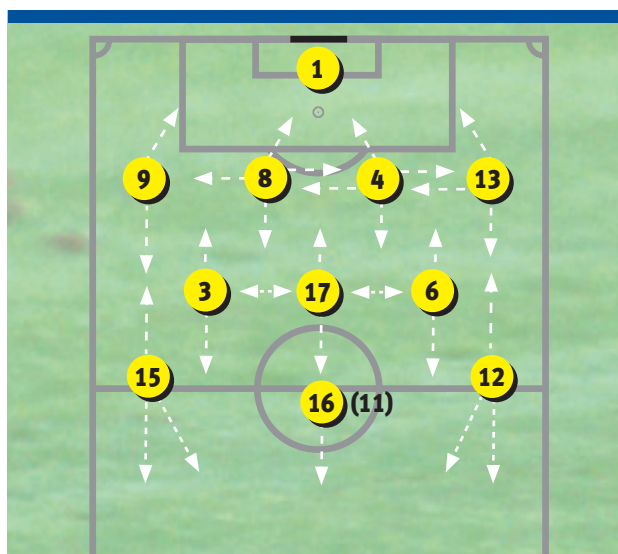
2ND PLACE

PRELIMINARY COMPETITION

Qualified automatically for the Final Competition as host country

FINAL COMPETITION

18.08.02	Canada – Denmark	3-2 (1-0)
20.08.02	Japan – Canada	0-4 (0-2)
22.08.02	Nigeria – Canada	0-2 (0-1)
25.08.02	Canada – England	6-2 (3-0)
29.08.02	Brazil – Canada	1-1, 1-1 (0-1)
		Penalty kicks 3-4
01.09.02	Canada – USA	0-1, 0-0 (0-0)
		109' Golden goal



4-3-3

Playing system: Zonal marking system, attacked down wings with long balls from defence, game based on strength & power with little emphasis on individual play.

Système de jeu: Marquage de zone, jeu passant par les ailes avec de longs ballons venant de la défense, jeu en force et en puissance, jeu peu technique.

Sistema de juego: Cobertura por zonas, jugadas por las bandas con balones largos desde la defensa, definición del juego mediante fuerza y potencia, pocas jugadas técnicas.

Spielsystem: Zonendeckung, Spiel über die Flügel mit langen Bällen aus der Verteidigung, Spiel auf Kraft und Power ausgerichtet, wenig technische Akzente.

APPEARANCES

No.	Pos.	Name	Date of Birth	Club	Match 1	Match 2	Match 3	Match 4	Match 5	Match 6	Total
					DEN 3-2	JPN 4-0	NGA 2-0	¼ Final ENG 6-2	½ Final BRA 1-1	Final USA 0-1	
1	GK	MC LEOD Erin	26.02.83	Univ. Southern Methodist (USA)	90	90	90	90	120	109	589
2	DF	SMITH Heather	26.07.83	Vancouver Breakers	R	R	R	R	R	R	–
3	MF	MOSCATO Carmelina	02.05.84	Ottawa Fury	90	60 ›	88 ›	90	39 ›	109	476
4	DF	ANDREWS Sasha	14.02.83	Univ. Southern Methodist (USA)	90	90	90	90	120	109	589
5	DF	GAYLE Robyn	31.10.85	Oakville	R	R	R	› 20	120	› 35	175
6	MF	VERMEULEN Amy	23.11.83	Univ. Wisconsin (USA)	90	76 ›	90	70 ›	› 81	109	516
7	DF	GOUSSE Myriam	23.08.85	Lac St. Louis	R	› 14	› 2	R	R	R	16
8	DF	RUSTAD Clare	27.05.83	Univ. Washington (USA)	90	90	90	90	120	109	589
9	DF	CHAPMAN Candace-Marie	02.04.83	Univ. Notre Dame (USA)	90	90	90	90	120	109	589
10	MF	VAILLANCOURT Caroline	02.02.85	Dynamo Quebec	› 5	› 31	› 16	› 44	R	R	96
11	FW	ROWE Michelle	17.05.84	Calgary Saints	› 23	› 30	63 ›	› 24	› 42	R	182
12	FW	SINCLAIR Christine	12.06.83	Univ. Portland (USA)	85 ›	90	74 ›	90	120	109	568
13	DF	BOOTH Melanie	24.08.84	Ottawa Fury	90	90	90	90	120	109	589
14	DF	KAHLINA Christina	29.03.83	Univ. Alberta	R	R	R	R	R	R	–
15	FW	LANG Kara	22.10.86	Oakville	90	90	90	46 ›	120	74 ›	510
16	FW	THORLAKSON Katie	14.01.85	Langley	67 ›	59 ›	› 27	66 ›	78 ›	109	406
17	MF	TIMKO Brittany	05.09.85	Burnaby	90	90	90	90	120	109	589
18	GK	HUSSEY Jessica	02.08.83	Ottawa Fury	R	R	R	R	R	R	–

ALTERNATES

19											
20											
21											



ANALYSIS

Strengths:

Athleticism, aggression, long balls, precise dangerous crosses, aerial power (defence & attack), mental strength.

Weaknesses:

Central defenders vulnerable to rapid passing on ground, lack of squad depth.

Outstanding players:

Christine Sinclair (12): Excellent goal-scorer, dangerous, great crosses.
Carmelina Moscato (3): Dynamic leader in midfield, strong in tackle, quick to spread play to wings.
Erin Mc Leod (1): Self-assured in all situations, good positioning, organised defence well.
Candace Chapman (9): Applied pressure, good in possession, all-rounder.

Points forts:

Qualités athlétiques, agressivité, longs ballons, centres précis, têtes en attaque et en défense, qualités mentales.

Points faibles:

Défense intérieure vulnérable aux passes rapides au sol, manque de diversité parmi les titulaires.

Joueuses vedettes:

Christine Sinclair (12): Buteuse, agressive, excellents centres.
Carmelina Moscato (3): leader agressive au milieu du terrain, récupération du ballon et jeu rapide sur les ailes.
Erin Mc Leod (1): Assurance dans toutes les situations, bon placement, organisation en défense.
Candace Chapman (9): agressive, habile balle au pied, polyvalente.

Puntos fuertes:

Atléticas, agresivas, balones largos, pases al centro precisos y con fuerza, juego aéreo de ataque y defensa, actitud de seguridad.

Puntos débiles:

Defensa interior susceptible al juego rápido con tiros rasos, equipo falto de banquillo.

Jugadoras destacadas:

Christine Sinclair (12): definidora, presiona, excelentes pases al centro.
Carmelina Moscato (3): agresiva como líder de medio campo, buena obteniendo el balón, juego rápido por las bandas.
Erin Mc Leod (1): segura en cualquier situación, buena colocación, buena organización de la defensa.
Candace Chapman (9): ejerce presión, dominio del balón, jugadora completa.

Stärken:

Athletik, Aggressivität, lange Bälle, präzise druckvolle Flanken, Kopfball offensiv und defensiv, mentale Stärke.

Schwächen:

Innenverteidigung anfällig bei schnellem Flachpassspiel, fehlende Breite im Kader.

Herausragende Spielerinnen:

Christine Sinclair (12): Vollstreckerin, druckvoll, ausgezeichnete Flanken.
Carmelina Moscato (3): Aggressivleaderin im Mittelfeld, Ballgewinn und rasches Spiel auf die Flügel.
Erin Mc Leod (1): Sicherheit in allen Situationen, gutes Stellungsspiel, Abwehrorganisation.
Candace Chapman (9): druckvoll, gute Ballführung, Allrounderin.

COACH: IAN BRIDGE, CAN

18 . 9. 59



Career as a player

1977-1992 Seattle (USA), Vancouver (Canada), Victoria (Canada), La-Chaux-de-Fonds (Switzerland).
33 A-Men's-National-Team Games for Canada Participated in the FIFA World Cup Mexico 1986.
Participated in the FIFA (U-19) World Youth Championship Japan 1979.

Career as a coach

1992-2001 La-Chaux-de-Fonds (Switzerland) Women's Team of University of Victoria (Canada)
2001- Women's National U-19 Team

OFFICIALS

BRIDGE Ian	Coach
WILKINSON Les	Head of Delegation
COCHRANE Earl	Head of Administration
QUARRY Morgan	Media Officer
CAMPBELL Cathy, Dr	Team Doctor
BRODSGAARD Shel	Goalkeeper Coach
CUNNINGHAM Cristy	Equipment Manager
PAGE Lewis	Assistant Coach
PELLERUD Even	Canada Staff Coach
PERRY Erin	Athletic Therapist

TEAM DATA

Average age of the team:	18/04
Number of players playing abroad:	6
Disciplinary measures:	Yellow cards 4 Second yellow cards 0 Red cards 0
Goalscorers:	SINCLAIR Christine (1 pen.) 10 LANG Kara 3 ROWE Michelle 1 RUSTAD Clare 1 THORLAKSON Katie 1

CHINESE TAIPEI

FINAL RANKING

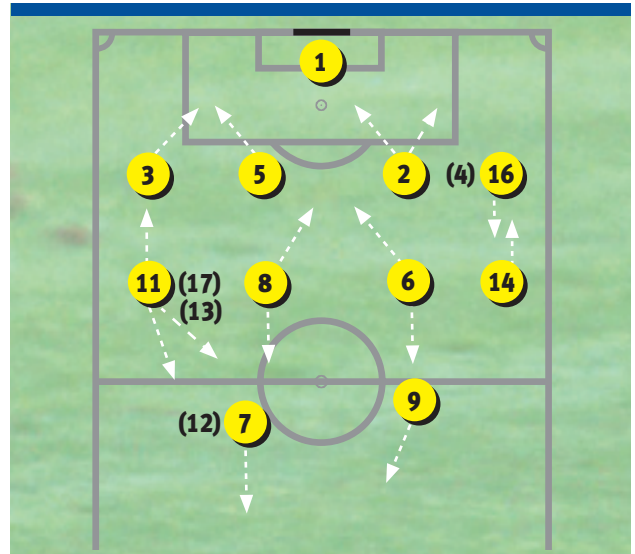
12TH PLACE

PRELIMINARY COMPETITION

20.04.02	Chinese Taipei – Hong Kong	15-0 (7-0)
22.04.02	China PR – Chinese Taipei	0-0
24.04.02	Singapore – Chinese Taipei	0-18 (0-11)
26.04.02	Chinese Taipei – Korea DPR	1-1, 1-1 (1-1) Penalty kicks 4-3
28.04.02	Japan – Chinese Taipei	2-1 (0-1)

FINAL COMPETITION

17.08.02	Chinese Taipei – Australia	1-5 (0-2)
19.08.02	England – Chinese Taipei	4-0 (2-0)
21.08.02	Chinese Taipei – USA	0-6 (0-4)



4-4-2

Playing system: Three defenders and one sweeper, defenders played long balls to forwards and to the feet of midfielders and forwards, who were physically too small.

Système de jeu: Trois joueuses en défense et un libero, longues passes de la défense vers l'avant et aux pieds des milieux de terrain et des avants, physiquement trop petites.

Sistema de juego: Tres defensoras y una líbero. La defensa jugó balones largos a las atacantes o balones cortos a las mediocampistas o a las delanteras; las arietes eran de talla demasiado pequeña.

Spielsystem: Drei Verteidigerinnen plus ein Libero, lange Pässe in die Füße der Mittelfeldspielerinnen und Angreiferinnen, die aber zu klein waren.

APPEARANCES

No.	Pos.	Name	Date of Birth	Club	Match 1	Match 2	Match 3				Total
					AUS 1-5	ENG 0-4	USA 0-6				
1	GK	HUANG Feng Chiu	20.09.83	No club affiliation	90	90	90				270
2	DF	YU Pei Wen	C 01.06.83	No club affiliation	90	90	90				270
3	DF	PAN Pei Chen	29.07.84	No club affiliation	90	90	90				270
4	DF	LEE Hsueh Hua	17.01.84	No club affiliation	90	90	R				180
5	DF	WU Shin Jung	04.07.85	No club affiliation	90	R	90				180
6	MF	CHANG Hui Chih	18.04.83	No club affiliation	90	90	90				270
7	FW	CHENG Yu Hsing	27.07.83	No club affiliation	89>exp.	susp.	90				179
8	MF	LAN Mei Fen	25.09.83	No club affiliation	90	90	90				270
9	FW	TSENG Shu O	06.09.84	No club affiliation	69>	90	90				249
10	DF	HSU Chi Ling	21.01.84	No club affiliation	R	R	R				–
11	MF	LU Yen Ling	12.01.85	No club affiliation	> 10	83>	38>				131
12	FW	TSAI Hsin Yun	24.06.84	No club affiliation	R	> 7	R				7
13	MF	TSAI Li Chen	14.10.83	No club affiliation	> 21	46>	R				67
14	MF	LIN Chia Feng	17.10.83	No club affiliation	80>	90	90				260
15	DF	LIN Ya Shu	24.12.84	No club affiliation	R	R	R				–
16	DF	WANG Yu Ting	09.02.85	No club affiliation	> 46	90	90				226
17	MF	LU Hui Mei	27.09.84	No club affiliation	44>	> 44	> 52				140
18	GK	CHEN Hui Shan	18.03.85	No club affiliation	R	R	R				–

ALTERNATES

19											
20											
21											



ANALYSIS

Strengths: Built attacks through strong midfield, good resilient defence, tenacious, good tackling, showed no fear against powerful opponents, good sweeping action and passing.

Weaknesses: Physique a disadvantage (especially two strikers), easily dispossessed, often panicked under pressure in opposition penalty area, too eager to shoot, lack of domestic clubs or league a disadvantage.

Outstanding players:

Feng Chiu Huang (1): Very brave, came off line well, good positioning.
 Pei Wen Yu (2): Solid, good work rate.
 Pei Chen Pan (3): Solid in defence and also attacked, but recovered quickly.
 Hui Chih Chang (6): Good use of height, attacked and defended well, good ball distribution.

Points forts: Attaques construites à partir d'un milieu de terrain fort, défense solide et résistante, ténacité, bons tacles, pas de crainte face à des adversaires puissants, bonnes passes et bonne récupération du ballon.

Points faibles: Désavantage physique (notamment les 2 attaquantes), facilement dépossédées, souvent paniquées sous pression dans la surface de réparation adverse, tirs précipités, désavantagées par l'absence de clubs ou de ligue nationale.

Joueuses vedettes:

Feng Chiu Huang (1): très courageuse, bon démarquage, bon positionnement.
 Pei Wen Yu (2): solide, bon travail.
 Pei Chen Pan (3): solide en défense et en attaque mais rapidement marquée.
 Hui Chih Chang (6): bonne utilisation de la hauteur, bonne attaque et bonne défense, bonne distribution des ballons.

Puntos fuertes: Generalmente iniciaron sus ataques en el medio campo, donde tenían ventaja; buena

defensa, constancia incluso bajo presión; tenaces, buena carga, valientes frente a oponentes más fuertes; buen trabajo de los liberos, buena técnica de pase.

Puntos débiles: Desventajas físicas, en especial de las dos delanteras; fácil pérdida del balón, descontrol cuando el balón estaba en el área de meta adversaria con la defensa cerrando, tiros a gol precipitados y sin posibilidad de anotación; carece de clubes o ligas, lo que constituye una desventaja.

Jugadoras destacadas:

Feng Chiu Huang (1): muy valiente, participación activa, buena ubicación.
 Pei Wen Yu (2): juego sólido y constante.
 Pei Chen Pan (3): defensa y ataque sólidos, reubicación rápida tras el ataque.
 Hui Chih Chang (6): buen juego aéreo, buen ataque y defensa, buena distribución del balón.

Stärken: Angriffsaufbau über das starke Mittelfeld, solide Abwehr, unermüdlicher Einsatz, Nachsetzen, Tackling, kein Respekt vor grossen Namen, sicheres Passspiel.

Schwächen: Körperliche Voraussetzungen (insbesondere bei den zwei Stürmerinnen), viele Ballverluste, überhastete Abschlussversuche bei gegnerischer Störarbeit, Nachteil der fehlenden Klubs oder einer nationalen Liga.

Herausragende Spielerinnen:

Feng Chiu Huang (1): couragiert, rückt von hinten auf, gutes Positionsspiel.
 Pei Wen Yu (2): solid, grosser Kampfgeist.
 Pei Chen Pan (3): starke Verteidigerin mit Offensivqualitäten, schnell beim Zurücklaufen.
 Hui Chih Chang (6): setzte ihre Grösse optimal ein, gute Angriffs- und Abwehraktionen, Ballverteilung.

COACH: YAO CHUAN CHANG, TPE 11. 3. 65



Career as a player
 28 years in Chinese Taipei.

Career as a coach
 1992- Coach for the Chinese Taipei Football Association
 2001- Women's National Team

OFFICIALS

CHANG Yao Chuan	Coach
CHANG Chan Wei	Head of Delegation
LIN Yi Huei	Head of Administration
CHANG Shi Yuan	Media Officer
LIN Yin Chou, Dr	Team Doctor
LEE Hsiu Hsuan	Athletic Trainer
LI Wen Tsai	Assistant Coach

TEAM DATA

Average age of the team:	18/04
Number of players playing abroad:	0
Disciplinary measures:	
Yellow cards	4
Second yellow cards	1
Red cards	0
Goalscorers:	
LU Yen Ling	1

DENMARK

FINAL RANKING

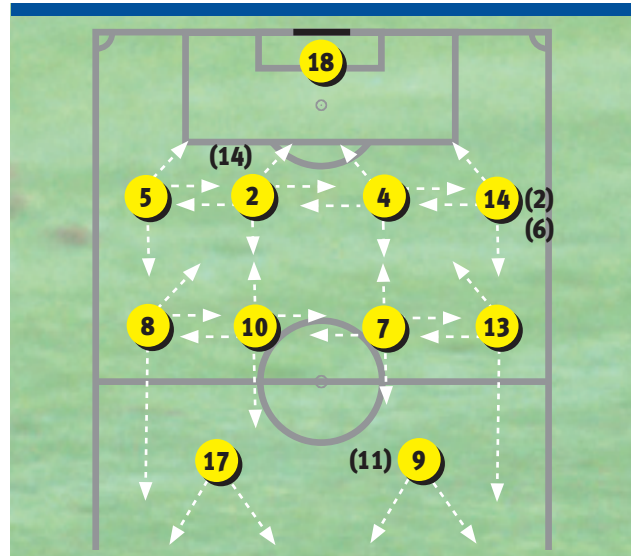
8TH PLACE

PRELIMINARY COMPETITION

15.11.01	Denmark – England	4-3 (1-1)
17.11.01	Denmark – Czech Republic	1-1 (1-0)
19.11.01	Iceland – Denmark	0-3 (0-1)
03.05.02	Switzerland – Denmark	0-3 (0-1)
05.05.02	England – Denmark	1-2 (0-1)
07.05.02	Denmark – Norway	3-1 (2-1)
10.05.02	Denmark – France	0-1 (0-1)

FINAL COMPETITION

18.08.02	Canada – Denmark	3-2 (1-0)
20.08.02	Denmark – Nigeria	2-1 (1-0)
22.08.02	Denmark – Japan	1-2 (1-0)
25.08.02	USA – Denmark	6-0 (4-0)



4-4-2

Playing system:

Zonal marking system, midfield pressure, good wing play.

Système de jeu:

Défense de zone, pressing en milieu de terrain, développement du jeu sur les ailes.

Sistema de juego:

Defensa zonal, presión en medio campo, juego por las bandas.

Spilsystem:

Zonenverteidigung, Mittelfeldpressing, Spiel über die Seiten.

APPEARANCES

No.	Pos.	Name	Date of Birth	Club	Match 1	Match 2	Match 3	Match 4			Total
					CAN 2-3	NGA 2-1	JPN 1-2	1/4 Final USA 0-6			
1	GK	GRAVERSEN Susanne	08.11.84	Fortuna Hjørring	R	R	90	R			90
2	DF	PEDERSEN Louise	26.02.84	Vejle	R	> 44	90	90			224
3	DF	LARSEN Ellen	23.06.83	Viborg	> 9	R	90	32 >			131
4	DF	BOLDT Kristina	05.09.83	Louisiana (USA)	90	90	90	90			360
5	DF	MOGENSEN Camilla	03.09.83	Odense BK	81 >	90	R	R			171
6	DF	BOMAN JENSEN Trine	29.01.84	B1921	90	46 >	R	R			136
7	MF	LARSEN Ditte C	24.04.83	Brøndby	90	90	90	77 >			347
8	MF	GAJHEDE KNUDSEN Mariann	16.11.84	Fortuna Hjørring	90	90	90	90			360
9	FW	JENSEN Sandra	19.11.85	Varde	> 32	> 51	77 >	90			250
10	MF	PEDERSEN Cecilie	19.03.83	Brøndby	58 >	90	90	90			328
11	FW	PETERSEN Dorte	22.02.83	B1921	90	39 >	R	> 25			154
12	FW	FRANDBEN Cecilie	10.11.84	Brøndby	R	R	> 1	R			1
13	MF	RASMUSSEN Johanna	02.07.83	B1921	90	90	90	90			360
14	DF	OLSEN Malene	02.02.83	Brøndby	90	90	90	90			360
15	MF	JUUL JENSEN Maria	04.02.84	Odense BK	R	86 >	> 13	> 58			157
16	MF	JORGENSEN Pernille	14.07.84	Thisted	> 3	> 4	R	> 13			20
17	FW	HERPING Marie	18.03.84	Odense BK	87 >	R	89 >	65 >			241
18	GK	ANDERSEN Sarah	13.08.83	Vojens	90	90	R	90			270

ALTERNATES

19											
20											
21											



ANALYSIS

Strengths:

Well organised, moved the ball well along the ground, physique.

Weaknesses:

Lack of fitness (slow), predictable moves, lack of creativity, performances deteriorated the longer the tournament progressed.

Outstanding players:

Johanna Rasmussen (13): Powerful surges down the left wing, good crosses, excellent finisher.
Sandra Jensen (9): Very fast, even when in possession.
Ditte Larsen (7): Excellent technique, good vision, read the game well.

Points forts:

Organisation, jeu de passes au sol, taille des joueuses.

Points faibles:

Condition physique insuffisante (lenteur), jeu prévisible, manque de créativité, baisse des performances au fil du tournoi.

Joueuses vedettes:

Johanna Rasmussen (13): force motrice sur l'aile gauche, centres précis, dangereuse à la conclusion.
Sandra Jensen (9): très rapide, même balle au pied.
Ditte Larsen (7): bonne technique, vision d'ensemble du jeu, capacité d'anticipation.

Puntos fuertes:

Buena organización, tiros rasos, tamaño y envergadura.

Puntos débiles:

Condición física deficiente (lentas), juego previsible, falta de creatividad, el rendimiento decayó durante el torneo.

Jugadoras destacadas:

Johanna Rasmussen (13): motor del equipo en la banda izquierda, buenos pases al centro, remates potentes.
Sandra Jensen (9): muy rápida, también controlando el balón.
Ditte Larsen (7): muy técnica, buena visión de juego, excelente anticipación.

Stärken:

Gute Organisation, Flachpassspiel, Körpergröße.

Schwächen:

Ungenügende Fitness (schwerfällig), durchschaubares Spiel, fehlende Kreativität, Leistung nahm mit Dauer des Turniers ab.

Herausragende Spielerinnen:

Johanna Rasmussen (13): treibende Kraft auf der linken Seite, gute Flanken, gefährlich im Abschluss.
Sandra Jensen (9): sehr schnell, auch mit dem Ball.
Ditte Larsen (7): technisch gut, Übersicht, Antizipationsfähigkeit.

COACH: PER RUD, DEN

21. 2. 67



Career as a player

Retired from 3rd Men's division at age of 20.

Career as a coach

1990-1991 Ynglinge DM in Kolding B.
1992 Junior DM in Kolding B.
1993 Division 1 Women in Kolding B.
1994-1996 Division 3 Men in Kolding B.
1996-1997 Regionalliga Men TSV Nord Harrislee (GER)
1996-2000 Danish Football Association: STU U-17 Centre Coach
1997-1999 Division 3 Men in Kolding B.
1998-2002 Danish Football Association U-17 National Team
2000-2004 Division 3 Men Dollefjelde-Musse
2000-2002 Danish Football Association STU U-19 Centre Coach
2000-2004 Women's National U-19 Team

OFFICIALS

RUD Per
HJORTH Erik
HERMANSEN Jorgen
HAMILTON John
JORGENSEN Mogens
LARSEN Kaj
LARSEN Lone
LEHM Henrik

Coach
Head of Delegation
Head of Administration
Physiotherapist
Member of Delegation
Member of Delegation
Team Leader
Assistant Coach

TEAM DATA

Average age of the team:	18/08
Number of players playing abroad:	1
Disciplinary measures:	Yellow cards 2 Second yellow cards 0 Red cards 0
Goalscorers:	RASMUSSEN Johanna 3 HERPING Marie 1 JENSEN Sandra 1

ENGLAND

FINAL RANKING

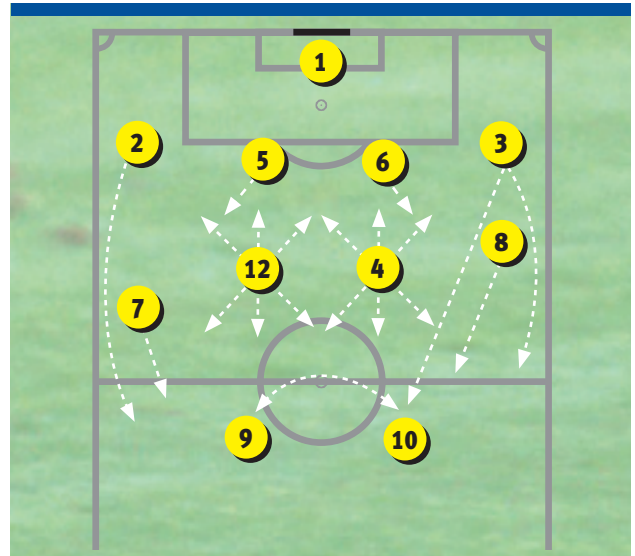
6TH PLACE

PRELIMINARY COMPETITION

15.11.01	Denmark – England	4-3 (1-1)
17.11.01	England – Iceland	2-1 (2-0)
19.11.01	England – Czech Republic	3-0 (2-0)
03.05.02	Norway – England	1-3 (1-1)
05.05.02	England – Denmark	1-2 (0-1)
07.05.02	England – Switzerland	3-4 (3-2)
10.05.02	Germany – England	1-0 (1-0)

FINAL COMPETITION

17.08.02	USA – England	5-1 (3-0)
19.08.02	England – Chinese Taipei	4-0 (2-0)
21.08.02	England – Australia	0-0
25.08.02	Canada – England	6-2 (3-0)



4-4-2

Playing system: Full backs overlapped to good effect, boosting numbers in attack, man-to-man marking system often annulled the threat of two opposition strikers.

Système de jeu: Débordement efficace des arrières dédoublées, effectifs renforcés en attaque, le marquage individuel a souvent anéanti la menace du duo d'attaque adverse.

Sistema de juego: Las defensoras exteriores se adelantan bien y apoyan adecuadamente a las delanteras, defensa a la jugadora, las dos delanteras se encontraban a menudo en desventaja numérica.

Spielsystem: Überlappungen in der Abwehr, konsequentes Auf-rücken der Verteidigung schafft Überzahlsituationen im Angriff, Fraudeckung, Zweifrausturm oft in Unterzahl.

APPEARANCES

No.	Pos.	Name	Date of Birth	Club	Match 1	Match 2	Match 3	Match 4	Total
					USA 1-5	TPE 4-0	AUS 0-0	¼ Final CAN 2-6	
1	GK	WAYNE Toni-Anne	08.05.83	Southampton Saints	90	90	90	90	360
2	DF	CHAMP Leanne	10.08.83	Arsenal	90	90	90	90	360
3	DF	YORSTON Corinne	15.06.83	Southampton Saints	90	90	R	89 ›	269
4	MF	WILLIAMS Fara	25.01.84	Charlton Athletic	65 ›	90	90	90	335
5	DF	WRIGHT Jessica	11.09.83	Berkhamsted Town	90	82 ›	90	90	352
6	DF	BASSETT Laura	02.08.83	Birmingham City	90	90	90	90	360
7	FW	SCOTT Alex	14.10.84	Arsenal	82 ›	R	90	74 ›	246
8	MF	MC DOUGALL Kelly	22.01.84	Everton	90	46 ›	90	90	316
9	FW	WARD Katy	05.01.84	Birmingham City	90	90	56 ›	90	326
10	FW	MAGGS Ellen	16.02.83	Arsenal	90	90	90	90	360
11	MF	HICKMOTT Michelle	20.02.85	Birmingham City	46 ›	90	› 9	R	145
12	MF	WESTWOOD Emily	05.04.84	Wolverhampton Wanderers	› 25	› 44	81 ›	90	240
13	MF	ASANTE Anita	27.04.85	Arsenal	R	› 8	R	R	8
14	FW	DUNN Faye	08.10.83	Tranmere Rovers	R	77 ›	R	R	77
15	DF	COX Shelly	16.05.84	Southampton Saints	› 44	R	90	› 1	135
16	FW	HOLDEN Kim	27.09.85	Tranmere Rovers	› 8	R	› 34	› 16	58
17	MF	TA Sheuneen	21.07.85	Arsenal	R	› 13	R	R	13
18	GK	HOULDSWORTH Rachelle	18.06.84	Sheffield Wednesday	R	R	R	R	–

ALTERNATES

19									
20									
21									



ANALYSIS

Strengths: Good distribution, strong runs up the right flank, good aerial ability and shooting, defence well marshalled by central defender.

Weaknesses: Left side under-utilised, strikers often dispossessed after good throughballs.

Outstanding players:

Toni-Anne Wayne (1): Good with ball at feet, strong in the air to save shots, aggressive in aerial combat.

Leanne Champ (2): Right back, overlapped well, good crosses.

Fara Williams (4): Good in the air, strong sliding tackles.

Jessica Wright (5): Strong defender (on ground and in air), very vocal and marshalled the defence well, central defender and captain.

Ellen Maggs (10): Fast and skilful striker, retreated to regain possession for team, tenacious.

Points forts: Distribution, déplacements en remontant l'aile droite, jeu aérien et tirs, défense bien orchestrée par une joueuse centrale.

Points faibles: Aile gauche insuffisamment utilisée, attaquant souvent dépossédés après de bons ballons en profondeur.

Joueuses vedettes:

Toni-Anne Wayne (1): qualités ballon au pied, bon jeu aérien pour dégager le ballon, agressive dans les combats aériens.

Leanne Champ (2): arrière droite, bons débordements, bons centres.

Fara Williams (4): bon jeu aérien, bons tacles glissés.

Jessica Wright (5): solide en défense (au sol et dans les airs), parle beaucoup, organise la défense, défenseur centrale et capitaine.

Ellen Maggs (10): attaquante rapide et adroite, position de repli pour reprendre possession du ballon, tenace.

Puntos fuertes: Buenas combinaciones, excelentes jugadas por la banda

derecha, buen juego aéreo y disparos a meta, buena defensa, bien controlada por la defensora central.

Puntos débiles: Banda izquierda desaprovechada, las delanteras podrían haber explotado los balones largos, que perdían frente a las adversarias.

Jugadoras destacadas:

Toni-Anne Wayne (1): buena en el juego al primer toque y a la hora de despejar balones aéreos o enviarlos por encima del travesaño, agresividad en el juego aéreo.

Leanne Champ (2): banda derecha, se adelanta por esta zona, centra y anota.

Fara Williams (4): buena en el juego aéreo, dura, buenas entradas deslizantes.

Jessica Wright (5): buena defendiendo el balón (por aire y por tierra), organiza bien la defensa, defensora central y capitana.

Ellen Maggs (10): delantera rápida y técnica, retrocede para recuperar el balón, tenaz.

Stärken: Übersicht bei der Ballverteilung, rechtes Flügelspiel, Kopfbälle, Abschlussversuche, starke Abwehr um die zentrale Verteidigerin.

Schwächen: Wenig Impulse von der linken Seite, vor dem Tor zu viele Ballverluste der Stürmerinnen.

Herausragende Spielerinnen:

Toni-Anne Wayne (1): stark auf der Linie (flache und hohe Schüsse), entschlossen beim Herauslaufen.

Leanne Champ (2): schnell, gutes Flügelspiel mit Flanken oder Torchüssen.

Fara Williams (4): kopfballstark, aggressiv, effizientes Gleit-Tackling.

Jessica Wright (5): starke Verteidigerin (am Boden und in der Luft), organisiert mit klaren Kommandos die Abwehr, zentrale Verteidigerin, Spielführerin.

Ellen Maggs (10): schnelle und wendige Stürmerin, setzt nach Ballverlusten nach, grosser Einsatz.

COACH: MO MARLEY, ENG

31. 1. 67



Career as a player

Club football for 20 years.
42 A-Women's National Team Games for England.

Career as a coach

1999- Women's National Team (Assistant Coach)
2001- Women's National U-19 Team

OFFICIALS

MARLEY Mo	Coach
KIDDELL Ray	Head of Delegation
CUNNINGTON Sally	Head of Administration
WARD Beverly	Media Officer
BENNETT Pippa, Dr	Team Doctor
BERRIDGE Ray	Official Delegation
FAWCETT Louise	Team Physiotherapist
GROOM Ryan	Video Technician
HARRIS Sarah	Marketing Brand Manager
HILLS Brent	Assistant National Women's Coach
HOUGH Peter	Official Delegation
MANN Derek	Equipment Manager
PHILLIPS Mark	Goalkeeping Coach
POWELL Hope	National Women's Coach
SCOTT Dawn	Exercise Scientist

TEAM DATA

Average age of the team:	18/05
Number of players playing abroad:	0
Disciplinary measures:	Yellow cards 1 Second yellow cards 0 Red cards 0
Goalscorers:	WARD Katy 3 MAGGS Ellen 2 HICKMOTT Michelle 1 WESTWOOD Emily 1

FRANCE

FINAL RANKING

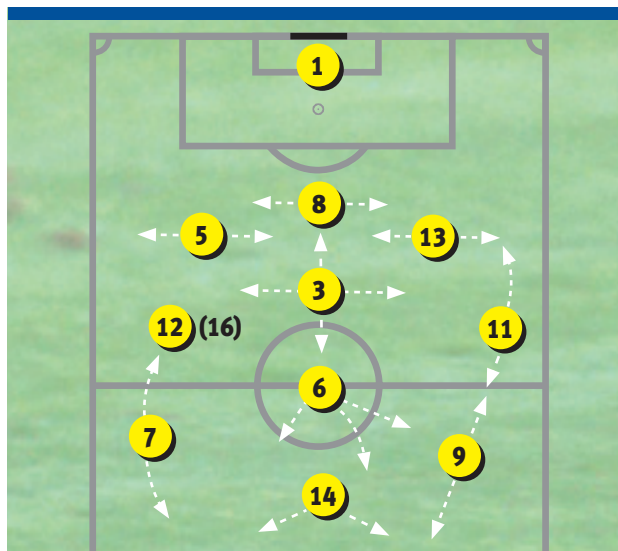
9TH PLACE

PRELIMINARY COMPETITION

16.11.01	Italy – France	2-3 (0-0)
18.11.01	France – Poland	5-0 (2-0)
20.11.01	France – Switzerland	2-0 (2-0)
02.05.02	France – Germany	2-3 (2-1)
04.05.02	Sweden – France	0-0
06.05.02	Spain – France	1-2 (0-1)
10.05.02	Denmark – France	0-1 (0-1)
12.05.02	Germany – France	3-1 (2-1)

FINAL COMPETITION

17.08.02	Germany – France	2-0 (1-0)
19.08.02	France – Mexico	2-1 (2-1)
21.08.02	France – Brazil	0-4 (0-1)



4-5-1 / 4-4-2 / 4-3-3

Playing system:

System adapted according to the opposition for each game.

Système de jeu:

Adapté en fonction de l'adversaire à chaque nouveau match.

Sistema de juego:

Adaptan el sistema de acuerdo con el adversario.

Spielsystem:

Flexibles System je nach Gegner.

APPEARANCES

No.	Pos.	Name	Date of Birth	Club	Match 1	Match 2	Match 3				Total
					GER 0-2	MEX 2-1	BRA 0-4				
1	GK	SAPOWICZ Berangere	06.02.83	Evreux	90	90	90				270
2	MF	CASSELEUX Anne-Laure	13.01.84	CNFE *	R	50 ›	R				50
3	DF	GEORGES Laura	20.08.84	CNFE *	90	58 ›	90				238
4	MF	AVNER Zoe	18.07.83	FCF Juvisy	R	R	› 13				13
5	DF	BOYER Adeline	01.04.84	Toulouse	90	R	90				180
6	MF	ABILY Camille	05.12.84	CNFE *	90	90	90				270
7	FW	RAMOS Elodie	13.03.83	Montpellier	64 ›	90	77 ›				231
8	DF	MEILLEROUX Ophelie	C 18.01.84	CNFE *	90	90	90				270
9	FW	ROUQUET Sandrine	13.05.83	Toulouse	75 ›	90	71 ›				236
10	FW	TRAIKIA Lilas	06.08.85	Toulouse	› 15	› 8	R				23
11	MF	DIGUELMAN Ludivine	15.04.84	CNFE *	90	90	90				270
12	MF	COQUET Amelie	31.12.84	Henin-Beaumont	85 ›	› 40	› 18				143
13	DF	HERLEM Marie Claude	12.03.84	CNFE *	90	90	72 ›				252
14	FW	MOREL Claire	14.02.84	CNFE *	90	82 ›	› 19				191
15	DF	ROUX Faustine	24.03.84	CNFE *	R	R	90				90
16	MF	PETIT Corinne	05.10.83	ASJ Soyaux	› 26	› 32	70 › exp.				128
17	DF	DUSANG Sandrine	23.03.84	CNFE *	› 5	90	R				95
18	GK	MARTY Geraldine	03.05.83	Toulouse	R	R	R				-

ALTERNATES

* Centre National de Formation et d'Entrainement (CNFE) de la Fédération Française de Football

19											
20											
21											



ANALYSIS

Strengths:

Good technical skills, excellent first touch and passing, well organised in attack.

Weaknesses:

Lack of physical strength, insufficient power to dribble past defenders, failed to play fast one-touch football, lack of mental strength, slow to close down the player in possession allowing opponents time to find the killer ball.

Outstanding players:

Elodie Ramos (7): injected pace into the front line, attacked defenders.
Camille Abily (6): playmaker.

Points forts:

Qualités techniques, contrôle et jeu de passes, organisation en attaque.

Points faibles:

Manque de puissance physique, notamment dans les dribbles, pour percer la défense, difficultés à enchaîner rapidement à la réception, mental, lenteur dans le marquage de la joueuse en possession du ballon permettant à l'adversaire de faire la passe finale avant le tir.

Joueuses vedettes:

Elodie Ramos (7): insuffle de la vitesse à l'attaque, avance vers l'adversaire.
Camille Abily (6): meneuse de jeu.

Puntos fuertes:

Habilidad técnica, buen control de balón y excelentes pases, bien organizada ofensivamente.

Puntos débiles:

Poca fortaleza física para regatear a las defensoras contrarias, dificultades a la hora de jugar al primer toque, motivo por el cual lentifican el juego, debilidad mental y a la hora de cercar a la jugadora adversaria en posesión de la pelota; así, permiten al equipo adversario dar el último pase.

Jugadoras destacadas:

Elodie Ramos (7): da velocidad a la escuadra en la línea delantera, capaz de desbordar a las adversarias.
Camille Abily (6): organizadora.

Stärken:

Gute Technik, sichere Ballannahme, ausgezeichnetes Kombinationsspiel, Angriff gut organisiert.

Schwächen:

Körperliche Defizite, blieben mit ihren Dribblings zu oft in der gegnerischen Abwehr hängen, fehlendes Tempo durch unzureichendes Direktspiel, mentale Schwächen, liessen der Gegnerin bei Ballbesitz zu viel Zeit.

Herausragende Spielerinnen:

Elodie Ramos (7): brachte viel Schwung in den Angriff, setzte nach Ballverlusten nach.
Camille Abily (6): Spielmacherin.

COACH: BRUNO BINI, FRA

1. 10. 54



Career as a player

1970-1971 Laragne Sports (France)
1971-1973 AS Aix-en-Provence (France)
1973-1974 AS Nancy Lorraine (France)
1974-1975 FC Tours (France)
1975-1976 Arago d'Orléans (France)
1976-1979 FC Meung-sur-Loire (France)
1979-1980 FC Orléans (France)

Career as a coach

1993-1997 U-20 Women's National Team (Assistant Coach)
1993-1997 U-16 Girls' National Team
1997- U-18 Women's National Team

Miscellaneous

1985-1999 Football Technical Consultant

OFFICIALS

BINI Bruno
ALPHON-LAYRE Arnold
FLAMANT Patrick, Dr
BARTHELEMY Andre
DE FARIA Sonia
DINOMAIS Damien
JOLY Philippe

Coach
Head of Delegation
Team Doctor
Assistant Coach
Physiotherapist
Physiotherapist
Goalkeeper Coach

TEAM DATA

Average age of the team:	18/07
Number of players playing abroad:	0
Disciplinary measures:	Yellow cards 7 Second yellow cards 1 Red cards 0
Goalscorers:	ABILY Camille 1 RAMOS Elodie 1

GERMANY

FINAL RANKING

3RD PLACE

PRELIMINARY COMPETITION

27.02.02	Finland – Germany	1-2 (0-1)
01.03.02	Germany – Scotland	4-1 (3-1)
03.03.02	Germany – Netherlands	3-0 (1-0)
02.05.02	France – Germany	2-3 (2-1)
04.05.02	Spain – Germany	0-2 (0-1)
06.05.02	Germany – Sweden	1-0 (1-0)
10.05.02	Germany – England	1-0 (1-0)
12.05.02	Germany – France	3-1 (2-1)

FINAL COMPETITION

17.08.02	Germany – France	2-0 (1-0)
19.08.02	Brazil – Germany	1-0 (0-0)
21.08.02	Mexico – Germany	1-3 (1-0)
25.08.02	Japan – Germany	1-2, 1-1 (1-0) 94' Golden goal
29.08.02	USA – Germany	4-1 (3-1)
01.09.02	Brazil – Germany	1-1, 1-1 (1-0) Penalty kicks 3-4



4-4-2

Playing system:

Two wingers moving up the flanks with full backs overlapping.

Système de jeu:

Deux ailiers remontant sur les ailes, couvertes par les arrières.

Sistema de juego:

Dos volantes que suben por las bandas alternando con las zagueras.

Spielsystem:

Offensiv ausgerichtete äussere Mittelfeldspielerinnen, Aussenverteidigerinnen rücken über die Flügel nach.

APPEARANCES

No.	Pos.	Name	Date of Birth	Club	Match 1	Match 2	Match 3	Match 4	Match 5	Match 6	Total
					FRA 2-0	BRA 0-1	MEX 3-1	¼ Final JPN 2-1	½ Final USA 1-4	3 rd /4 th BRA 1-1	
1	GK	ELLING Miriam	18.08.84	FFC Heike Rheine	90	90	90	94	90	90	544
2	DF	STEGMANN Alexandra	17.10.83	SC Freiburg	77 >	90	90	94	90	90	531
3	MF	BRESONIK Linda	07.12.83	FCR Duisburg	90	90	90	94	90	90	544
4	DF	KASPERCZYK Susanne	01.08.85	Teutonia Weiden	90	90	R	R	R	R	180
5	DF	GUENTHER Sarah	25.01.83	Buntentor	90	90	90	94	90	90	544
6	MF	ODEBRECHT Viola	11.02.83	Turbine Potsdam	90	90	R	94	82 >	90	446
7	MF	BRENDEL Annelie	24.09.83	Turbine Potsdam	90	66 >	90	94	90	79 >	509
8	MF	SABEL Anne-Kathrin	C 30.06.83	FSV Frankfurt	90	90	73 >	> 23	90	90	456
9	FW	MITTAG Anja	16.05.85	Turbine Potsdam	90	90	90	71 >	46 >	90	477
10	FW	MUELLER Barbara	03.03.83	FSC Moenchengladbach	78 >	71 >	90	60 >	> 44	R	343
11	MF	BACHOR Isabell	10.07.83	FSV Frankfurt	90	87 >	R	46 >	46 >	90	359
12	DF	ZIETZ Jennifer	14.09.83	Turbine Potsdam	> 13	> 24	90	94	90	90	401
13	MF	BOSCHERT Kerstin	20.08.83	SC Freiburg	R	> 3	R	R	R	R	3
14	MF	RICHTER Andrea	08.05.84	Hastenbeck	> 12	R	90	> 48	> 8	> 11	169
15	DF	KRUEGER Christina	29.11.84	Guetersloh	R	R	90	94	90	90	364
16	FW	BARUCHA Patrizia	07.04.83	FFC Frankfurt	R	> 19	R	> 34	> 44	R	97
17	MF	THOMAS Karolin	03.04.85	Tennis Borussia Berlin	R	R	> 17	R	R	R	17
18	GK	RICHTER Nadine	24.07.84	FFC Heike Rheine	R	R	R	R	R	R	-

ALTERNATES

19											
20											
21											



DEUTSCHER
FUSSBALL-BUND



ANALYSIS

Strengths:

Good physique, good use of width, strong in the air, mental strength, efficient direct play, well-organised defence.

Weaknesses:

Lack of consistency, slow to support the attack.

Outstanding players:

Linda Bresonik (3): good carrier of the ball, created chances when moving into attacking positions.
Anja Mittag (9): Goalscorer, skilful.

Points forts:

Physique, utilisation de la largeur, solide jeu aérien, mental, jeu direct efficace, organisation en défense.

Points faibles:

Manque de consistance, lenteur dans le soutien de l'attaque.

Joueuses vedettes:

Linda Bresonik (3): bonne porteuse du ballon, a créé des occasions de buts en allant vers l'avant.
Anja Mittag (9): buteuse, adroite.

Puntos fuertes:

Buen físico, buena cobertura, fuertes en el juego aéreo, fuerza mental, eficiente juego directo, defensa bien organizada.

Puntos débiles:

Falta de consistencia, lentas en el apoyo al ataque.

Jugadoras destacadas:

Linda Bresonik (3): buen manejo del balón, creó oportunidades al desplazarse al ataque.
Anja Mittag (9): hábil y técnica, goleadora.

Stärken:

Athletik, Spiel in die Breite, Kopfballspiel, mentale Stärke, effizientes Direktspiel, gut organisierte Verteidigung.

Schwächen:

Inkonstanz, zu langsame Angriffsunterstützung.

Herausragende Spielerinnen:

Linda Bresonik (3): gute Ballführung, arbeitete viele Torchancen heraus.
Anja Mittag (9): torgefährlich, technisch versiert.

COACH: SILVIA NEID, GER

2. 5. 64



Career as a player

1975-1982 SV Schlierstadt
1982-1984 Klinge-Seckach
1984-1986 SSG 09 Bergisch Gladbach
1986-1996 TSV Siegen
1989/91/95 Champion UEFA European Women's Championship
1995 Vice-Champion FIFA Women's World Cup

111 A-Women's National Team Games for Germany(48 goals)

Career as a coach

1996- Women's National Team (Assistant Coach)
1998- Women's National U-19-Team
1997, 2001 Champion UEFA European Championship
2000 Winner of the bronze medal at the Olympic Football Tournament Sydney 2000
2000, 2001 Champion UEFA U-18 European Championship
2002 Champion UEFA U-19 European Championship

OFFICIALS

NEID Silvia	Coach
THEUNE-MEYER Tina	Coach
NELLE Engelbert	Head of Delegation
KUESTER Simone	Head of Administration
PAGANINI Stefan, Dr	Team Doctor
BIRNBAUM Maiken	Physiotherapist
SCHUSTER Armin	Equipment Manager
STOPPA Margit	Member of Delegation

TEAM DATA

Average age of the team:	18/07
Number of players playing abroad:	0
Disciplinary measures:	Yellow cards 6
	Second yellow cards 0
	Red cards 0
Goalscorers:	BRESONIK Linda 3
	MITTAG Anja 3
	BACHOR Isabell 1
	BRENDEL Annelie 1
	MUELLER Barbara 1

JAPAN

FINAL RANKING

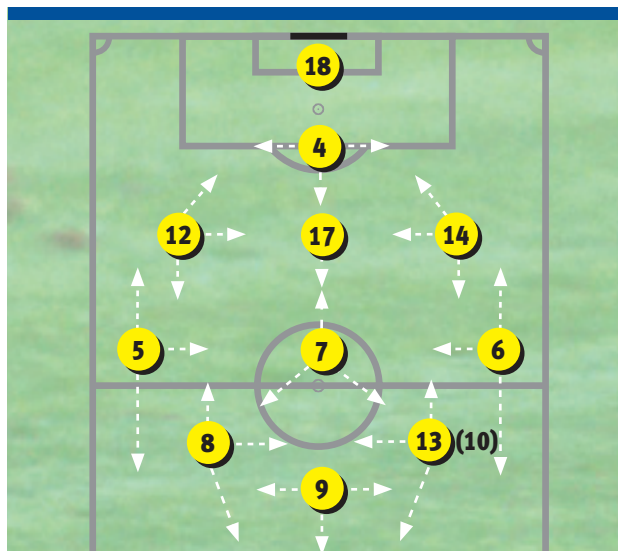
7TH PLACE

PRELIMINARY COMPETITION

19.04.02	Japan – Guam	15-0 (10-0)
21.04.02	Japan – Korea Republic	7-0 (2-0)
23.04.02	Japan – India	9-0 (6-0)
26.04.02	Japan – China PR	1-1, 1-1 (1-0) Penalty kicks 3-0
28.04.02	Japan – Chinese Taipei	2-1 (0-1)

FINAL COMPETITION

18.08.02	Nigeria – Japan	1-1 (1-1)
20.08.02	Japan – Canada	0-4 (0-2)
22.08.02	Denmark – Japan	1-2 (1-0)
25.08.02	Japan – Germany	1-2, 1-1 (1-0) 94' Golden goal



5-3-2 / 4-5-1 / 3-4-3

Playing system: Always with a libero (tight marking in defence, zonal marking in midfield), variable play adapted according to opponent, good midfield pressure, built up attacks via the mid-field.

Système de jeu: Toujours avec libero (marquage individuel en défense, marquage de zone au milieu du terrain), grande polyvalence et orientation vers l'adversaire, pressing en milieu de terrain, construction soignée passant par le milieu de terrain.

Sistema de juego: Siempre con una líbero (marcaje a la jugadora en la defensa, cobertura por zonas en el medio campo), muy versátiles y enfocadas hacia el contrincante, presión en medio campo, cuidadosa construcción del juego en el medio campo.

Spielsystem: Jeweils mit Libero (Fraudeckung in der Verteidigung, Zonendeckung im Mittelfeld), sehr variabel und auf den Gegner ausgerichtet, Mittelfeldpressing, gepflegtes Aufbauspiel des Mittelfelds.

APPEARANCES

No.	Pos.	Name	Date of Birth	Club	Match 1	Match 2	Match 3	Match 4			Total
					NGA 1-1	CAN 0-4	DEN 2-1	1/4 Final GER 1-2			
1	GK	AKIYAMA Tomomi	19.02.83	Tasaki Perule	R	> 40	A	A			40
2	MF	NASU Maiko	31.07.84	Kunoichi	90	65 >	susp.	R			155
3	DF	TATSUMI Ryoko	29.06.84	Kamimura	R	81 >	A	A			81
4	DF	MIYAZAKI Yuka	13.10.83	Kunoichi	90	90	90	94			364
5	MF	WATANABE Kana	28.07.84	Seiwa Gakuen	90	90	90	94			364
6	MF	HAYASAKA Yu	15.02.84	Tasaki Perule	90	R	90	94			274
7	MF	SUDO Akiko	07.04.84	Beleza	90	90	90	94			364
8	FW	KINGA Yukari	02.05.84	Shonan Gakuen	86 >	90	90	83 >			349
9	FW	OHNO Shinobu	23.01.84	Beleza	90	> 9	89 >	89 >			277
10	FW	ITO Kanako	20.07.83	Beleza	> 4	R	87 >	94			185
11	FW	KITAMOTO Ayako	22.06.83	Tokyo Womens College of PE	> 4	90	R	> 4			98
12	DF	MOMOTAKE Eri	02.07.83	Univ. Kanagawa	R	90	90	R			180
13	FW	MARUYAMA Karina	26.03.83	Univ. Nippon Sports Science	86 >	90	> 3	> 11			190
14	DF	NIWATA Akiko	12.09.84	Speranza	90	90	90	94			364
15	DF	SATO Ai	10.04.84	Tokiwagi Gakuen	R	R	R	R			-
16	DF	YAMAZAKI Sayaka	22.01.85	Kodaira	R	R	R	R			-
17	DF	KASAI Kaori	28.07.85	Utsunomiya	90	> 25	90	94			299
18	GK	FUKUMOTO Miho	02.10.83	Okayama Yunogo Belle	90	50 >	90	94			324

ALTERNATES

19	FW	WATANABE Chihiro	11.12.83	Tasaki Perule			> 1	94			95
20											
21	GK	MATSUBAYASHI Miku	27.05.84	Nichidai Sakuragaoka			R	R			-



ANALYSIS

Strengths:

Discipline, team spirit, determination, good technique (mostly two-footed), varied play, moved ball around well.

Weaknesses:

Physique (smaller than all opponents), defence vulnerable to swift attacks, at the beginning difficulty in adapting to pace of international matches.

Outstanding players:

Akiko Sudo (7): good vision and read the game well.
Shinobu Ohno (9): enjoys playing football, dangerous in attack.
Kanakano Ito (10): excellent technique, good left foot, dangerous in attack.
Miho Fukumoto (18): good positional play, self-assured, calm, aggressive, strong personality.

Points forts:

Discipline, esprit d'équipe, volonté, bases techniques (souvent sur les 2 pieds), système variable, circulation du ballon.

Points faibles:

Taille (plus petites que toutes leurs adversaires), défense vulnérable au jeu rapide, problèmes initiaux avec le rythme de jeu international.

Joueuses vedettes:

Akiko Sudo (7): bonne vision d'ensemble du jeu, capacité d'anticipation.
Shinobu Ohno (9): audacieuse, redoutable devant les buts.
Kanakano Ito (10): très bonne technique, très fort pied gauche, redoutable devant les buts.
Miho Fukumoto (18): bon placement, assurance, calme, agressivité, personnalité.

Puntos fuertes:

Disciplina, espíritu de equipo, mucha voluntad, buena técnica (generalmente con ambos pies), sistema de juego variable, dejan circular el balón.

Puntos débiles:

Talla (más pequeñas que todas sus contrincantes), defensa vulnerable al juego rápido, al principio dificultades con la velocidad de juego internacional.

Jugadoras destacadas:

Akiko Sudo (7): buena orientación, capacidad de anticipación.
Shinobu Ohno (9): alegría en el juego, goleadora.
Kanakano Ito (10): excelente técnica, magnífico pie izquierdo, goleadora.
Miho Fukumoto (18): buena ubicación, seguridad, tranquilidad, agresividad y fuerte personalidad.

Stärken:

Disziplin, Teamgeist, grosser Wille, gute technische Grundausbildung (meist beidfüssig), variables Spielsystem, Ball laufen lassen.

Schwächen:

Körpergrösse (waren kleiner als alle Gegnerinnen), Verteidigung anfällig bei schnellem Spiel, Anfangsschwierigkeiten mit internationalem Spieltempo.

Herausragende Spielerinnen:

Akiko Sudo (7): gute Übersicht, Antizipationsfähigkeit.
Shinobu Ohno (9): Spielwitz, torgefährlich.
Kanakano Ito (10): technisch sehr gut, sehr starker linker Fuss, torgefährlich.
Miho Fukumoto (18): Stellungsspiel, Sicherheit, Ruhe, Aggressivität, Persönlichkeit.

COACH: SHINOBU IKEDA, JPN

5. 1. 62



Career as a player

10 years Top League (Japan)
7 A Men's National-Team Games for Japan

Career as a coach

1994-2000 Men's Professional Top League
2000- Association Coach for the Japanese Football
2001- Women's National Team and U-19-Team

OFFICIALS

IKEDA Shinobu
AYABE Michie
ONO Shunsuke
MOROKAWA Gen, Dr
ADACHI Atsuko
HASHIKURA Tsuyoshi
NAKAMURA Kazuya
WATANABE Hironao

Coach
Head of Delegation
Head of Administration
Team Doctor
Trainer
Equipment Manager
Goalkeeper Coach
Assistant Coach

TEAM DATA

Average age of the team:	18/06
Number of players playing abroad:	0
Disciplinary measures:	Yellow cards 4 Second yellow cards 0 Red cards 0
Goalscorers:	OHNO Shinobu 3 SUDO Akiko 1

MEXICO

FINAL RANKING

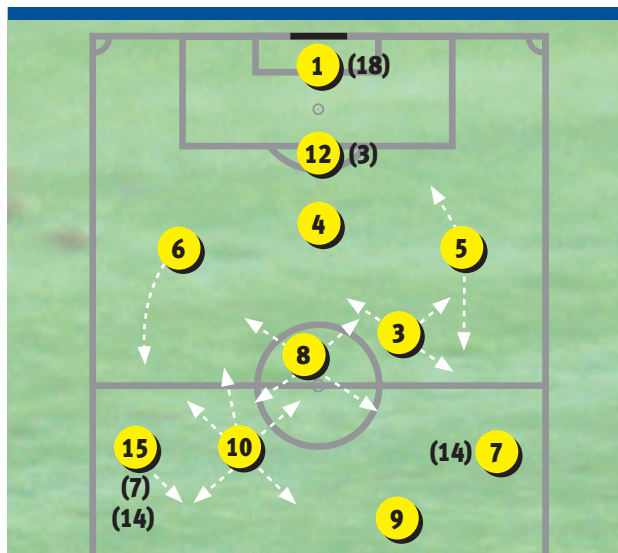
11TH PLACE

PRELIMINARY COMPETITION

07.05.02	Mexico – Jamaica	1-1 (0-0)
09.05.02	Panama – Mexico	0-3 (0-1)
11.05.02	Trinidad and Tobago – Mexico	1-5 (1-4)

FINAL COMPETITION

17.08.02	Mexico – Brazil	3-5 (1-3)
19.08.02	France – Mexico	2-1 (2-1)
21.08.02	Mexico – Germany	1-3 (1-1)



4-3-3

Playing system:

Antunez (no 10) covered a lot of ground.

Système de jeu:

Antunez (Numéro 10) couvrant beaucoup d'espace sur le terrain.

Sistema de juego:

Antúnez (nº 10) cubre mucho espacio sobre el terreno.

Spielsystem:

Antunez (Nr. 10) als Regisseurin mit grosser Raumabdeckung.

APPEARANCES

No.	Pos.	Name	Date of Birth	Club	Match 1	Match 2	Match 3				Total
					BRA 3-5	FRA 1-2	GER 1-3				
1	GK	LADRON DE GUEVARA Anjuli	07.10.86	Jalisco	90	90	R				180
2	DF	MARAVILLAS Carina	22.06.83	Palomas	R	> 10	62 >				72
3	DF	RICO Michell	30.03.83	Laguna	90	36>exp.	susp.				126
4	DF	ROMERO Jessica	16.11.84	Bonita Rebel	90	90	90				270
5	DF	CASTILLO Maria de Jesus	06.07.83	Palomas	90	90	18 >				198
6	DF	SIORDIA Janeth	21.10.84	Coritas	90	90	90				270
7	MF	VALDERRAMA Dioselina	28.04.84	Bonita Rebel	40 >	90	90				220
8	MF	VERGARA Monica C	02.05.83	Andreas Soccer	90	90	90				270
9	FW	WORBIS Guadalupe	12.12.83	Rogers	90	90	90				270
10	MF	ANTUNEZ Yanet	22.08.84	Southern California Blues (USA)	90	70 >	90				250
11	DF	SAUCEDO Luz del Rosario	14.12.83	Copa Dusa	R	> 34 >	R				34
12	DF	SANDOVAL Marlene	18.01.84	Infinity (USA)	90	90	89>exp.				269
13	DF	PEREZ Nancy	18.03.84	Copa Dusa	R	R	90				90
14	MF	QUINAREZ Sulim	18.03.84	Jalisco	46 >	> 20	> 50 >				116
15	FW	MARTINEZ Lisette	06.07.84	Bonita Rebel	> 50	46 >	> 28				124
16	FW	PADILLA Carmen	02.05.85	Juventus Exiles (USA)	> 4	R	R				4
17	FW	PADRON Jessica	03.01.84	Guadalajara	> 40 >	R	> 22				62
18	GK	TAJONAR Pamela	02.12.84	Alianza	R	R	90				90

ALTERNATES

19											
20											
21											



ANALYSIS

Strengths:

Good individual skills, successful in one-on-one situations, good inter-passing to advance up field and create chances, well organised.

Weaknesses:

Physical fitness as players tired towards end of matches, weak goal-keeping and inconsistent back line, inability to clear the ball at times, weak in the air, ball often lost when played forward into space.

Outstanding players:

Yanet Antunez (10): playmaker, excellent dribbler.

Points forts:

Qualités individuelles, un contre un, jeu de passes permettant de progresser dans la moitié de terrain adverse et de créer des occasions de but, organisation.

Points faibles:

Condition physique car difficulté à maintenir le niveau de jeu sur l'ensemble d'une partie, faiblesse de la gardienne de but et de la défense, mauvais dégagement, faiblesse dans les airs, nombreuses pertes de ballon sur les passes en profondeur.

Joueuses vedettes:

Yanet Antunez (10): meneuse de jeu, excellente dribbleuse.

Puntos fuertes:

Jugadoras con buena técnica individual para defender una contra una,

juego de combinaciones que permite al equipo adelantar líneas hasta el campo adversario y crear buenas oportunidades de gol, buena organización.

Puntos débiles:

Poca fortaleza física, las jugadoras no pueden mantener el ritmo de juego durante todo el encuentro, guardameta deficiente y línea defensora poco consistente, incapaz de despejar siempre el balón, flojo juego aéreo, excesivas pérdidas de posesión cuando juegan el balón hacia delante a los espacios.

Jugadoras destacadas:

Yanet Antúñez (10): organizadora, excelente regateadora.

Stärken:

Gute Technik, stark in Eins-zu-eins-Situationen, Raumgewinn und Torchancen dank sicherem Passspiel, disziplinierte Organisation.

Schwächen:

Unzureichende Kondition (Spielerinnen bauen gegen Ende des Spiels stark ab), Torhüterinnenposition schwach besetzt, Unsicherheiten in der Abwehr, Schwächen beim Kopfballspiel, viele Ballverluste in der Vorwärtsbewegung und bei hohen Bällen.

Herausragende Spielerinnen:

Yanet Antunez (10): Spielmacherin mit ausgezeichneten Dribblingfähigkeiten.

COACH: LEONARDO CUELLAR, MEX 14. 1. 52



Career as a player

1971	Pan Am Games (Colombia)
1972	Olympic Games Munich (Germany)
1978	FIFA World Cup Argentina
	104 A Men's National Team Games for Mexico

Career as a coach

1984-1985	Assistant Coach San Jose Earthquakes (USA)
1985-1987	U.S. International University, San Diego (USA)
1988-1989	Cal State University, Los Angeles (USA)
1999-	Mexican National Football Program

OFFICIALS

CUELLAR Leonardo	Coach
SILVA TERAN Juan Enrique	Head of Delegation
LEPE VILLARREAL Gerardo	Head of Administration
DURAN CHAVARRIA Maria, Dr	Team Doctor
CABRERA ALVAREZ Hugo	Equipment Manager
DE LA TORRE Alberto	Member of Delegation
ESPADAS CERVANTES Vincente	Physical Instructor
PASQUEL ACOSTA Miguel	Member of Delegation
PINA RIVERA Jose	Goalkeeper Coach
ROMERO TELLEZ Juan	Massage Therapist

TEAM DATA

Average age of the team:	18/04
Number of players playing abroad:	3
Disciplinary measures:	Yellow cards 5
	Second yellow cards 0
	Red cards 2
Goalscorers:	WORBIS Guadalupe 3
	MARTINEZ Lisette 1
	RICO Michell (pen.) 1

NIGERIA

FINAL RANKING 10TH PLACE

PRELIMINARY COMPETITION

28.10.01	Mali – Nigeria	0-6
11.11.01	Nigeria – Mali	4-0
07.04.02	Nigeria – South Africa	6-0 (1-0)
19.04.02	South Africa – Nigeria	2-3 (0-1)

FINAL COMPETITION

18.08.02	Nigeria – Japan	1-1 (1-1)
20.08.02	Denmark – Nigeria	2-1 (1-0)
22.08.02	Nigeria – Canada	0-2 (0-1)



4-3-3 / 4-5-1

Playing system: Midfielders and strikers constantly changed position, libero and tight marking system, all players involved in attacks, quick to change from defence to attack.

Système de jeu: Changement de position constant entre le milieu de terrain et l'attaque avec libero et marquage individuel, participation de toute l'équipe en attaque, passage très rapide de la défense à l'attaque et inversement.

Sistema de juego: Centrocampistas y delanteras intercambian continuamente sus posiciones, con líbero y defensa sobre la jugadora, todo el equipo colabora en el ataque, transición muy rápida.

Spielsystem: Mittelfeld und Sturm wechseln ständig ihre Positionen, mit Libero und Fraudeckung, alle Spielerinnen gehen mit in den Angriff, sehr rasches Umschalten.

APPEARANCES

No.	Pos.	Name	Date of Birth	Club	Match 1	Match 2	Match 3	Total
					JPN 1-1	DEN 1-2	CAN 0-2	
1	GK	AGBARA Francisca	04.06.86	Police Machine	90	90	90	270
2	DF	AMINU Adeola	06.08.86	Delta Queens	90	90	44 >	224
3	DF	YUSUF Ayisat	06.03.85	Capital Queens	90	90	90	270
4	DF	IGHODARO Omon	01.03.86	FCT Queens	> 15	R	> 45	60
5	DF	SABI Akudo	17.11.86	Delta Queens	90	90	90	270
6	DF	COLE Lilian	01.08.85	Inneh Queens	90	90	90	270
7	MF	ODIGILIA Maranda	10.05.86	FCT Queens	R	> 24	50 >	74
8	MF	EDUVIERE Edith	18.08.86	Inneh Queens	90	34 >	susp.	124
9	MF	MEKULEYI Titilayo	14.07.86	Capital Queens	90	90	78 >	258
10	FW	OBIDIGWE Ifeoma	20.11.84	Delta Queens	R	> 41	90	131
11	FW	OYEWUSI Olushola	30.03.85	Sunshine Queens	90	90	90	270
12	FW	UWAK Cynthia	15.07.86	Inneh Queens	R	R	> 40	40
13	MF	NWEZE Victoria	06.06.85	Delta Queens	R	> 56	90	146
14	MF	NKEREUWEM Thessy	10.10.83	Delta Queens	R	R	> 12	12
15	FW	UDOH Nkese	10.09.86	Inneh Queens	75 >	49 >	R	124
16	MF	IWUAGWU Akudo	13.10.86	Delta Queens	90	66 >	R	156
17	FW	CHIEJINE Ifeanyichukwu C	17.05.83	FCT Queens	90	90	90	270
18	GK	JOHNSON Elizabeth	17.09.84	Delta Queens	R	R	R	-

ALTERNATES

19								
20								
21								



ANALYSIS

Strengths:

Running, pace, assured in possession, aggression.

Weaknesses:

Organisation (lack of order), poor tactics, goalkeeper, significant number of errors, poor finishing.

Outstanding players:

Ifeanyichukwu Chiejine (17): great technique, can play anywhere across the midfield or in attack.

Points forts:

Vélocité, rapidité, assurance balle au pied, agressivité.

Points faibles:

Organisation, manque d'ordre, capacités tactiques limitées, gardienne, fautes nombreuses, inoffensives à la conclusion.

Joueuses vedettes:

Ifeanyichukwu Chiejine (17): forte techniquement, capable de jouer à tous les postes en milieu de terrain et à l'attaque.

Puntos fuertes:

Capacidad atlética, rapidez, seguridad en la conducción del balón, agresividad.

Puntos débiles:

Falta de organización, escasos conocimientos tácticos, guardameta, excesivo número de errores, falta de peligrosidad en la definición ante la meta contraria.

Jugadoras destacadas:

Ifeanyichukwu Chiejine (17): técnicamente buena, puede jugar en cualquier posición de la delantera y el centro del campo.

Stärken:

Laufvermögen, Schnelligkeit, sichere Ballführung, Aggressivität.

Schwächen:

Organisation, fehlende Ordnung, taktische Fähigkeiten, Torhüterin, hohe Fehlerquote, Abschlusschwäche.

Herausragende Spielerinnen:

Ifeanyichukwu Chiejine (17): technisch stark, kann auf jeder Position im Mittelfeld und im Sturm spielen.

COACH: EFFIOM NTIERO, NGA 25. 10. 54



Career as a player

Rovers (Nigeria)
Army Forces (Nigeria)

Career as a coach

1985-1987 Jetimo (Nigeria)
1987-1990 Rovers FC (Nigeria)
1990- Women Pelican Stars (Nigeria)

OFFICIALS

NTIERO Effiom	Coach
ONEYA Dominic	Head of Delegation
OGUNJOBI Taiwo	Head of Administration
KAALU Samuel	Media Officer
ODINGA Isandu, Dr	Team Doctor
ALUMA Napoleon	Assistant Coach
NDUMELE Chinyere	Team Secretary
ONYENWENWA Elizabeth	Head of Delegation Women's Football
TINUOYE Ayo	Physiotherapist
UCHE Eucharía	Assistant Coach
UKAIGWE Henrieta	Chaperon

TEAM DATA

Average age of the team:	16/11
Number of players playing abroad:	0
Disciplinary measures:	Yellow cards 5 Second yellow cards 0 Red cards 0
Goalscorers:	IWUAGWU Akudo 1 OYEWUSI Olushola 1

Statistics – Team Data and Analysis

USA

FINAL RANKING

1ST PLACE

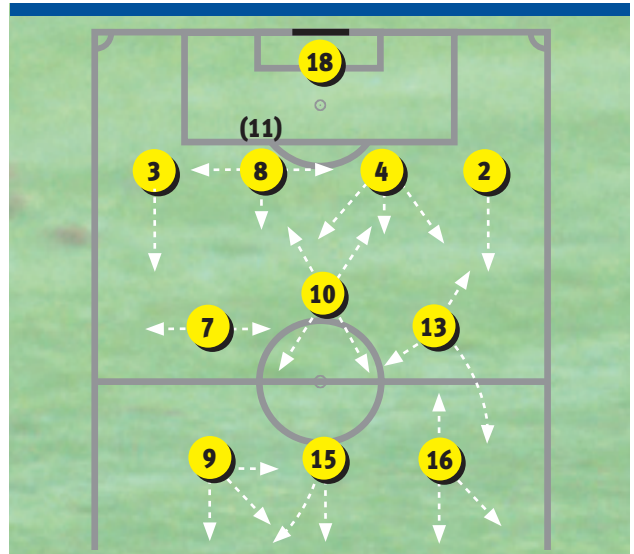
PRELIMINARY COMPETITION

07.05.02	USA – Surinam	15-0 (7-0)
09.05.02	Haiti – USA	0-5 (0-1)
11.05.02	USA – Costa Rica	14-1 (8-0)

FINAL COMPETITION

17.08.02	USA – England	5-1 (3-0)
19.08.02	Australia – USA	0-4 (0-1)
21.08.02	Chinese Taipei – USA	0-6 (0-4)
25.08.02	USA – Denmark	6-0 (4-0)
29.08.02	USA – Germany	4-1 (3-1)
01.09.02	Canada – USA	0-1, 0-0 (0-0)

109' Golden goal



4-3-3

Playing system: Flat back line with defenders often making themselves available, midfielders attacked well, many players could operate in different positions depending on the system employed.

Système de jeu: Défense en ligne, joueuses disponibles, bonnes attaques des milieux de terrain, capacité de jouer à différents postes selon le système de jeu.

Sistema de juego: Línea defensiva rezagada, el bloque defensivo apoyaba el ataque. Orientación ofensiva de las centrocampistas, que podían cambiar de puesto y aplicar diversos sistemas.

Spielsystem: Verteidigerinnen auf einer Linie und mit gegenseitiger Unterstützung, aggressives Mittelfeld, Spielerinnen je nach System variabel einsetzbar.

APPEARANCES

No.	Pos.	Name	Date of Birth	Club	Match 1	Match 2	Match 3	Match 4	Match 5	Match 6	Total
					ENG 5-1	AUS 4-0	TPE 6-0	¼ Final DEN 6-0	½ Final GER 4-1	Final CAN 1-0	
1	GK	RIVERA Megan	07.02.83	Miami Premier	R	R	R	R	R	R	–
2	DF	BUEHLER Rachel	26.08.85	San Diego Surf	90	90	90	90	90	13 >	463
3	DF	BALLWEG Jessica	11.04.83	PDA Dynamo	90	90	> 44	59 >	46 >	> 96	425
4	DF	OAKES Jill	18.07.84	Valley Utd.	90	90	46 >	90	90	109	515
5	FW	HANKS Kerri	02.09.85	Dallas Texans	R	R	90	> 21	R	R	111
6	DF	STEADMAN Amy	08.09.84	Greensboro Twisters	17 >	inj.	A	A	A	A	17
7	MF	CHALUPNY Lori	29.01.84	JB Marine	90	90	R	90	90	109	469
8	DF	FLETCHER Kendall	06.11.84	Greensboro Twisters	> 62 >	90	> 44	90	90	109	485
9	FW	O REILLY Heather	02.01.85	PDA Splash	90	90	R	90	90	109	469
10	MF	OSBORNE Leslie	27.05.83	Milwaukee	63 >	90	46 >	90	90	109	488
11	DF	DOWLING Keeley	17.02.83	Carmel Cosmos	> 11	R	90	> 44	> 44	109	298
12	FW	WOZNUK Angela	29.03.85	San Diego Surf	R	> 29	90	R	R	> 45 >	164
13	MF	MAKOSKI Many	18.04.84	Yankee Utd.	90	90	> 44	46 >	65 >	59 >	394
14	MF	HUFFMAN Sarah	05.03.84	D Feeters	R	R	90	> 31	R	R	121
15	FW	TARPLEY Lindsay	22.09.83	Gazelle TKO	90	61 >	46 >	69 >	90	109	465
16	FW	WILSON Kelly	11.02.83	Force Utd.	90	90	R	90	90	109	469
17	FW	KAKADELAS Megan	26.07.83	San Diego Surf	> 27	R	90	R	> 25	> 4	146
18	GK	HARRIS Ashlyn	19.10.85	Seminole Ice	90	90	90	90	90	109	559

ALTERNATES

19	DF	EBNER Stephanie	05.02.84	Utah			90	R	R	R	90
20											
21											



ANALYSIS

Strengths:

Numerical depth, technically, physically, tactically and mentally superior, great cohesion in team, very focused and determined to win, strong in the air.

Weaknesses:

Could have made more individual attacks when in possession, failed to score from numerous corner kicks.

Outstanding players:

Jill Oakes (4): Solid defender strode into midfield to help start attacks.
 Heather O Reilly (9): Fast, strong, good crosser and goalscorer.
 Lindsay Tarpley (15): Tenacious, strong in one-on-one situations, good finisher.
 Kelly Wilson (16): Consistently dangerous.

Points forts:

Supériorité technique, physique, tactique et mentale de nombreuses joueuses, grande cohésion de l'équipe, excellente concentration et détermination à s'imposer, bon jeu aérien.

Points faibles:

Manque d'attaques individuelles en possession du ballon, manque de concrétisation sur de nombreux corners.

Joueuses vedettes:

Jill Oakes (4): défense très solide, passage au milieu de terrain et déclenchement de l'attaque.
 Heather O Reilly (9): rapide, forte, bonne passeuse au centre et buteuse.
 Lindsay Tarpley (15): tenace, bonne dans les duels, bonne concrétisation.
 Kelly Wilson (16): redoutable en permanence.

Puntos fuertes:

Superioridad numérica, técnica, física táctica y mental, equipo con un estupendo juego colectivo, objetivos definidos y actitud de ganadoras. Sensacional juego aéreo.

Puntos débiles:

Podría haber lanzado más ataques individuales; incapaces de anotar pese a numerosos tiros de esquina.

Jugadoras destacadas:

Jill Oakes (4): defensora muy sólida, que cubre también el mediocampo y construye el ataque.
 Heather O Reilly (9): rápida, fuerte, hábil en los centros y como anotadora.
 Lindsay Tarpley (15): tenaz, rápida en la recuperación de balones sueltos, buena en la definición.
 Kelly Wilson (16): jugadora siempre peligrosa.

Stärken:

Ausgeglichener Kader, technische, physische, taktische und mentale Überlegenheit, starkes Mannschaftsgefüge, Zielstrebigkeit und Siegeswille, Kopfballdstärke.

Schwächen:

Zu wenige individuelle Vorstöße bei Ballbesitz, mangelnde Chancenauswertung bei Eckbällen.

Herausragende Spielerinnen:

Jill Oakes (4): zuverlässige Verteidigerin mit Qualitäten als Spielmacherin.
 Heather O Reilly (9): schnell, athletisch, gutes Flankenspiel und torgefährlich.
 Lindsay Tarpley (15): hartnäckig, abgebrüht bei Eins-zu-eins-Situationen, abschlussstark.
 Kelly Wilson (16): sehr torgefährlich.

COACH: TRACEY LEONE, USA

5. 5. 67



Career as a player

1985-1989 University of North Carolina (USA)
 1987-1991 USA National Team

Career as a coach

1991-1992 Assistant Coach
 Creighton University (USA)
 1992-1999 Clemson University
 2001-2002 U-19 Women's National Team

OFFICIALS

LEONE Tracey	Coach
MESSERSMITH Dave	Head of Delegation
HEIFETZ Aaron	Media Officer
AMANN Chris, Dr	Team Doctor
ARMSTRONG James	Equipment Manager
BATTUNG Nestor	Massage Therapist
FLYNN Dan	General Secretary
HEINRICHS April	Technical Director
O CONNELL Julie	Medical Trainer
RICHTER Karen	Goalkeeper Coach
ROWE Sue	Medical Trainer
SMITH David	Assistant Coach
WALLES Heather	Team Coordinator

TEAM DATA

Average age of the team:	18/05
Number of players playing abroad:	0
Disciplinary measures:	
Yellow cards	1
Second yellow cards	0
Red cards	0
Goalscorers:	
WILSON Kelly	9
TARPLEY Lindsay	6
O REILLY Heather	4
OSBORNE Leslie	2
BUEHLER Rachel	1 (pen.)
EBNER Stephanie	1
HANKS Kerri	1
KAKADELAS Megan	1
OAKES Jill	1

ALL-TIME RANKINGS

HISTORICAL GOALS SCORED IN THE FIFA U-19 WOMEN'S WORLD CHAMPIONSHIP

	Goalscorer	Match	Goal	Result	Venue
1 st Goal	Lindsay Tarpley (USA)	USA vs England	1-0	5-1	Victoria, 17.08.2002
100 th Goal	Isabell Bachor (GER)	Brazil vs Germany	1-1	3-4 Penalties, 1-1, 1-1 (1-0)	Edmonton, 01.09.2002

FINAL MATCH 2002

Championship	No of participants	Final	Result	Referee
2002 Canada	12	Canada vs USA	0-1 109' Golden goal, 0-0	Dianne Ferreira-James, Guyana

CURRENT STANDINGS BY CONFEDERATION

	Matches	Wins	Draws	Losses	Goals	Points
AFC (2 Teams*)	7	1	0	6	5-23	3
CAF (1 Teams*)	3	0	1	2	2-5	1
CONCACAF (3 Teams*)	15	10	1	4	47-18	31
CONMEBOL (1 Team*)	6	4	2	0	16-8	14
OFC (1 Team*)	4	1	1	2	8-9	4
UEFA (4 Teams*)	17	6	2	9	23-38	20
12 Teams	52	22	7	23	98-98	73

* Number of different teams that have represented the relevant confederation so far.

RANKING OF TEAMS FROM THE DIFFERENT CONFEDERATIONS

	AFC	CAF	CONCACAF	CONMEBOL	OFC	UEFA
2002	7 12	10	1 2 11	4	5	3 6 8 9

ALL-TIME RANKING

		P	W	D	L	Goals	Points	Canada 2002
1	USA	6	6	0	0	26 - 2	18	1
2	Brazil	6	4	2	0	16 - 8	14	4
3	Canada	6	4	1	1	16 - 6	13	2
4	Germany	6	3	1	2	9 - 8	10	3
5	Australia	4	1	1	2	8 - 9	4	5
6	England	4	1	1	2	7 - 11	4	6
7	Japan	4	1	0	3	4 - 8	3	7
8	France	3	1	0	2	2 - 7	3	9
9	Denmark	4	1	0	3	5 - 12	3	8
10	Nigeria	3	0	1	2	2 - 5	1	10
11	Mexico	3	0	0	3	5 - 10	0	11
12	Chinese Taipei	3	0	0	3	1 - 15	0	12

All-time ranking

Classement "éternel"

Clasificación de todos los tiempos

"Ewige" Rangliste



THE FIFA DELEGATION

FIFA President Joseph S. Blatter (Switzerland)

Committee for the FIFA U-19 Women's World Championship

Acting as Chairman Jack Austin Warner (Trinidad and Tobago)

Members Worawi Makudi (Thailand)
Jilong Zhang (China PR)
Sahar El Hawary (Egypt)
Liana Melania Stoicescu (Romania)
Mary Harvey (USA)
Tautulu Roebeck (Samoa)
Romer Osuna Añez (Bolivia)
Jim Fleming (Canada), co-opted CAN 2002

Referees' Committee

Members Carlos Alberto Alarcon Rios (Paraguay)
Farouk Bouzo (Syria)
Emerson Mathurin (Canada)

Sports Medical Committee

Members Dr Ed Johnson (Canada)
Dr Michiko Dohi (Japan)
Dr Selina Fusimalohi (Tonga)

Disciplinary Committee

Acting as Chairman Jan Peeters (Belgium)

Members Horace Burrell (Jamaica)
Dr João Rodrigues Martins (Portugal)

Appeal Committee

Chairman Rafael Salguero Sandoval (Guatemala)

General Coordinators

Tournament Director Walter Sieber (Canada)
Tatjana Haenni (FIFA)
Outi Saarinen (Finland)
Jill Fracisco (USA)

Media Officers Nicolas Maingot (FIFA)
Eli Torielli (Guatemala)
Rozanna Bozabaljian (Australia)

Technical Study Group Sylvie Béliveau (Canada)
Fran Hilton-Smith (South Africa)
Béatrice von Siebenthal (Switzerland)
Tatjana Haenni (FIFA)

Coordinator

Special Duties Hubert Johnson (Trinidad and Tobago)
Pat Modeste (Trinidad and Tobago)

General Secretariat

Head of Competitions/ Marketing TV Guido Tognoni

Event Manager Marion Mayer-Vorfelder

Assistant to Event Manager Andrea Hess

Doping and Medical Matters Helene Boban

Logistics Georgios Kolovelonis

Finances, Hotels Jeanine Kaegi

Refereeing Daniel Schuler

Disciplinary Matters Julian Stanculescu

Transport/Protocol Suzanne Ritchie

FIFA Travel Jürg Neuenschwander

Data Management Prisca Steinegger

IT Support (Pedacon) Mike Schibli
Peter Walder



The Technical Study Group responsible for this report, from left to right: Tatjana Haenni (FIFA), Sylvie Béliveau (CAN), Béatrice von Siebenthal (SUI), Fran Hilton-Smith (RSA).

EDITORIAL

Report and Statistics
FIFA U-19 Women's World Championship Canada 2002

Editors
Members of the Technical Study Group

Translations
Sandra Locher (D); Scott Burnett, Stuart Makin (E); Camille Lovichi, Armelle Marolle (F); Elanor Sinclair, Jaime Yarza (S).

Data Management
Prisca Steinegger

Production and Layout
Hans-Peter Frei, Javier Otero, Marco Bernet

Pictures
Daniel Motz

Lithographie
Repro Studio B, Zurich

Printing
Huber Druck AG, Frauenfeld