

Records Section



Team Single Game

Most Points

Points	Opponent	Date	Site
120	Indiana	3/8/69	West Lafayette, Ind.
119	San Jose State	12/19/72	West Lafayette, Ind.
116	North Dakota	12/5/68	West Lafayette, Ind.
116	Michigan	3/4/69	West Lafayette, Ind.
116	Michigan	1/31/70	Ann Arbor, Mich.

In Mackey Arena-

120	Indiana	3/8/69	West Lafayette, Ind.
-----	---------	--------	----------------------

On a neutral court-

114	W. Kentucky	12/14/74	Indianapolis, Ind.
114	Houston	12/10/94	Indianapolis, Ind.

On opponent's home court-

116	Michigan	1/31/70	Ann Arbor, Mich.
-----	----------	---------	------------------

In a Purdue loss-

111	Iowa	2/11/74	Iowa City, Iowa
-----	------	---------	-----------------

Most Points In A Half

Points	Opponent	Date	Site
65	Illinois (second)	2/6/65	Champaign, Ill.

Fewest Points

Points	Opponent	Date	Site
6	Wisconsin	--	Madison, Wis.

Since 1950-

40	Minnesota	1/14/50	Minneapolis, Minn.
40	Iowa	1/7/82	Iowa City, Iowa

Fewest Points In A Half (Since 1950)

Points	Opponent	Date	Site
13	Minnesota	2/4/82	Minneapolis, Minn.

Largest Margin Of Victory

Margin	Opponent	Date	Site
106	Indiana State	1/10/10	West Lafayette, Ind.

Most Field Goals

FGS	Opponent	Date	Site
53	San Jose State	12/19/72	West Lafayette, Ind.

Fewest Field Goals

FGS	Opponent	Date	Site
10	Indiana	1/17/49	West Lafayette, Ind.
10	Loyola	1/3/49	West Lafayette, Ind.

Most Field Goals Attempted

FGA	Opponent	Date	Site
111	W. Kentucky	12/15/72	Los Angeles, Calif.

Fewest Field Goals Attempted

FGA	Opponent	Date	Site
30	Minnesota	3/7/70	West Lafayette, Ind.

Highest Field Goal Percentage

FG%	Opponent	Date	Site
.770	Long Island	11/14/97	West Lafayette, Ind.

Lowest Field Goal Percentage

FG%	Opponent	Date	Site
.158	Loyola	1/3/49	West Lafayette, Ind.

Most Three-Point Field Goals

FG	Opponent	Date	Site
16	Ohio State	2/7/98	Columbus, Ohio

Fewest Three-Point Field Goals

FG	Opponent	Date	Site
0	Michigan State	2/22/92	East Lansing, Mich.

Most Three-Point Field Goal Attempts

FGA	Opponent	Date	Site
31	Florida A&M	12/22/97	West Lafayette, Ind.

Fewest Three-Point Field Goal Attempts^

FGA	Opponent	Date	Site
1	Michigan State	2/22/92	East Lansing, Mich.

Highest Three-Point Field Goal Percentage

FG%	Opponent	Date	Site
.833	Michigan	2/7/93	Ann Arbor, Mich.

Lowest Three-Point Field Goal Percentage^

FG%	Opponent	Date	Site
.000	Stanford	11/24/01	Indianapolis, Ind.

Most Free Throws

FT	Opponent	Date	Site
41	Northwestern	2/8/69	Evanston, Ill.

Fewest Free Throws

FT	Opponent	Date	Site
1	Michigan	1/20/73	Ann Arbor, Mich.
1	Ohio State	2/26/92	West Lafayette, Ind.

Most Free Throws Attempted

FTA	Opponent	Date	Site
65	Michigan	3/2/53	Ann Arbor, Mich.

Fewest Free Throws Attempted ^

FTA	Opponent	Date	Site
4	Northwestern	1/5/94	Evanston, Ill.

Highest Free Throw Percentage

FT%	Opponent	Date	Site
1.000 (25-25)	Wisconsin	2/7/76	Madison, Wis.
1.000 (25-25)	Michigan	2/24/01	Ann Arbor, Mich.

Lowest Free Throws Percentage

FT%	Opponent	Date	Site
.200	Ohio State	2/26/92	West Lafayette, Ind.

Most Rebounds

REB	Opponent	Date	Site
79	Hawaii	12/30/68	Honolulu, Hawaii

Fewest Rebounds

REB	Opponent	Date	Site
12	Fresno State	11/26/83	Fresno, Calif.

Most Assists (Beginning 1973-74)

AST	Opponent	Date	Site
37	Long Island	11/14/97	West Lafayette, Ind.

Fewest Assists (Beginning 1973-74) ^

AST	Opponent	Date	Site
2	Indiana	3/3/83	Bloomington, Ind.

Most Turnovers

TO	Opponent	Date	Site
38	Clemson	12/5/73	West Lafayette, Ind.

Fewest Turnovers

TO	Opponent	Date	Site
4	UCLA	3/22/69	Louisville, Ky.

Most Blocked Shots

BLK	Opponent	Date	Site
15	Northwestern	3/2/78	West Lafayette, Ind.

Fewest Blocked Shots ^

BLK	Opponent	Date	Site
0	Northwestern	2/20/02	Evanston, Ill.

Most Steals

ST	Opponent	Date	Site
21	N. Colorado	12/4/78	West Lafayette, Ind.

Fewest Steals ^

ST	Opponent	Date	Site
0	Michigan	1/15/92	Ann Arbor, Mich.

Most Personal Fouls

PF	Opponent	Date	Site
40	Illinois	3/1/52	West Lafayette, Ind.

Fewest Personal Fouls

PF	Opponent	Date	Site
7	W. Michigan	12/19/95	West Lafayette, Ind.
7	E. Illinois	11/29/98	West Lafayette, Ind.

Most Blocked Shots

BLK	Opponent	Date	Site
15	Northwestern	3/2/78	West Lafayette, Ind.

Most Disqualifications

DQ	Opponent	Date	Site
6	Illinois State	12/22/73	West Lafayette, Ind.

^ Stat has occurred several times. The most recent stat is listed.

Team Single Season

Most Victories

Wins, (W-L)	Season
29, (29-4)	1987-88
29, (29-5)	1993-94
28, (28-8)	1997-98
27, (27-8)	1978-79
26, (26-6)	1995-96
25, (25-5)	1986-87
25, (25-7)	1994-95

Most Victories (Conference)

Wins, (W-L)	Season
16, (16-2)	1987-88
15, (15-3)	1983-84
15, (15-3)	1986-87
15, (15-3)	1994-95
15, (15-3)	1995-96

Fewest Victories

Wins, (W-L)	Season
0, (0-1)	1899-1900
Since 1950	
4, (4-18)	1952-53

Fewest Victories (Conference)

Wins, (W-L)	Season
0, (0-8)	1907-08
Since 1950	
2, (2-12)	1962-63

Most Losses

Losses, (W-L)	Season
18, (13-18)	2001-02

Most Losses (Conference)

Losses, (W-L)	Season
12, (2-12)	1962-63

Fewest Losses

Losses, (W-L)	Season
0, (12-0)	1900-01
0, (12-0)	1911-12

Fewest Losses (Conference)

Losses, (W-L)	Season
0, (10-0)	1911-12
0, (10-0)	1929-30
Since 1950	
1, (13-1)	1968-69

Most Games Played

Games, (W-L)	Season
36, (28-8)	1997-98

Longest Winning Streak

One Season	Season
Games	Season
16	1987-88

Over Multiple Seasons

Games	Season
16	1902-1904
16	1919-1921

Most Points Scored

Points (PPG)	Season
3,014 (83.7)	1997-98
2,871 (84.4)	1993-94
2,791 (84.6)	1987-88
2,622 (87.4)	1973-74
2,605 (93.0)	1968-69
2,505 (73.7)	1999-00

Most Points Allowed

Points (PPG)	Season
2,602 (72.3)	1997-98
2,484 (73.1)	1993-94
2,361 (71.5)	1987-88
2,355 (78.5)	1973-74
2,246 (66.1)	1999-00

Highest Scoring Average

PPG	Season
2,605 (93.0)	1968-69
2,137 (89.0)	1969-70
2,622 (87.4)	1973-74
2,044 (85.2)	1966-67
2,037 (84.8)	1967-68
2,791 (84.6)	1987-88

Most Rebounds

REB (RPG)	Season
1,405 (46.8)	1973-74
1,376 (40.5)	1993-94
1,369 (48.9)	1968-69
1,339 (37.2)	1997-98
1,334 (38.1)	1978-79
1,311 (47.2)	1974-75

Highest Rebound Average

REB (RPG)	Season
1,247 (52.0)	1969-70
1,224 (51.0)	1964-65
1,369 (48.9)	1968-69
1,219 (48.8)	1970-71
1,162 (48.6)	1967-68
1,159 (48.3)	1972-73

Most Field Goals

FG	Season
1,066	1973-74
1,057	1997-98
1,050	1993-94
1,018	1987-88
1,017	1968-69
985	1974-75

Highest Field Goal Percentage

PCT (FG-A)	Season
.532 (1018-1912)	1987-88
.522 (778-1491)	1989-90
.514 (951-1850)	1985-86
.512 (900-1757)	1986-87
.502 (791-1575)	1981-82
.502 (833-1658)	1988-89

Lowest Field Goal Percentage

PCT (FG-A)	Season
.248 (385-1550)	1947-48
.257 (406-1578)	1948-49
.290 (461-1619)	1949-50
.297 (509-1714)	1951-52
.301 (514-1706)	1952-53
.304 (542-1780)	1950-51

Best FG Percentage Defense

PCT (FG-A)	Season
.270 (435-1608)	1948-49
.271 (433-1595)	1947-48
.330 (583-1762)	1952-53
.347 (589-1697)	1950-51
.351 (585-1668)	1951-52
.351 (543-1546)	1955-56

Most Free Throws

FT	Season
657	1997-98
601	1999-00
596	1987-88
571	1968-69
566	1980-81
566	2000-01

Most Free Throw Attempts

FTA	Season
879	1999-00
876	1987-88
864	1997-98
846	1952-53
816	1995-96
810	1994-95

Highest Free Throw Pct.

PCT (FT-A)	Season
78.2 (571-730)	1968-69
76.0 (657-864)	1997-98
75.2 (569-757)	2002-03
74.9 (536-716)	1961-62
74.5 (441-592)	1976-77
74.3 (479-644)	1965-66

Most Three-Point Field Goals

FG	Season
252	1993-94
243	1997-98
229	2001-02
206	1999-00
205	2000-01
183	1994-95
183	1998-99

Most Three-Point Field Goal Attempts

FGA	Season
650	1997-98
648	1993-94
635	2001-02
589	1999-00
576	1998-99
540	2000-01

Highest Three-Point Field Goal Percentage

PCT (FG-A)	Season
.440 (159-361)	1987-88
.412 (133-323)	1986-87
.393 (166-422)	1990-91
.389 (252-648)	1993-94
.388 (183-472)	1994-95
.385 (110-286)	1992-93

Lowest Three-Point Field Goal Percentage

PCT (FG-A)	Season
.318 (183-576)	1998-99
.337 (157-466)	2002-03
.339 (172-508)	1996-97
.350 (206-589)	1999-00
.356 (157-441)	1995-96
.361 (229-635)	2001-02

Most Assists

AST (APG)	Season
680 (20.6)	1987-88
680 (18.9)	1997-98
610 (19.1)	1985-86
601 (20.0)	1986-87
586 (17.2)	1993-94
564 (16.1)	1978-79

Most Assists Per Game

APG (AST)	Season
20.6 (680)	1987-88
20.0 (601)	1986-87
19.4 (542)	1974-75
19.1 (610)	1985-86
18.9 (680)	1997-98
17.6 (545)	1988-89

Most Steals

ST (SPG)	Season
313 (8.7)	1997-98
280 (8.0)	1978-79
274 (8.1)	1998-99
261 (7.7)	1999-00
257 (8.0)	1995-96
250 (8.3)	1996-97

Most Steals Per Game

SPG (ST)	Season
8.7 (313)	1997-98
8.3 (250)	1996-97
8.1 (274)	1998-99
8.0 (280)	1978-79
8.0 (257)	1995-96
7.7 (261)	1999-00

Most Turnovers

TO	Season
559	1997-98
529	1981-82
511	1998-99
505	1999-00
499	1991-92
494	1996-97

Most Block Shots

BK	Season
147	1979-80
147	2000-01
138	1977-78
137	1997-98
126	1976-77
116	1994-95
116	1996-97

Most Personal Fouls

PF	Season
690	1978-79
683	2000-01
654	1993-94
650	1991-92
631	1979-80
624	1968-69
624	1985-86

Scoring

SINGLE GAME

Most Points Scored

Rk	Player	Date	Opponent	FG	3PT	FT	PTS
1.	Rick Mount	2/28/70	Iowa	27	-	7	61
2.	Dave Schellhase	2/19/66	Michigan	23	-	11	57
3.	Rick Mount	1/3/70	Iowa	22	-	9	53
	Rick Mount	1/31/70	Michigan	22	-	9	53
5.	Terry Dischinger	2/27/61	Michigan State	19	-	14	52
6.	Terry Dischinger	1/27/62	Wisconsin	17	-	16	50
7.	Glenn Robinson	3/13/94	Illinois	18	5	8	49
8.	Terry Dischinger	2/10/62	Indiana	15	-	17	47
9.	Terry Dischinger	2/24/62	Minnesota	14	-	18	46
10.	Terry Dischinger	1/8/62	Illinois	16	-	13	45
	Terry Dischinger	2/17/62	Illinois	20	-	5	45
	Rick Mount	2/4/69	Iowa	21	-	3	45
	Rick Mount	3/4/69	Michigan	18	-	9	45

Most Points Scored In A Conference Game

Rk	Player	Date	Opponent	FG	3PT	FT	PTS
1.	Rick Mount	2/28/70	Iowa	27	-	7	61
2.	Dave Schellhase	2/19/66	Michigan	23	-	11	57
3.	Rick Mount	1/3/70	Iowa	22	-	9	53
	Rick Mount	1/31/70	Michigan	22	-	9	53
5.	Terry Dischinger	2/27/61	Michigan State	19	-	14	52



Glenn Robinson

SEASON

Most Points Scored

Rk	Player	Season	G	FG	3PT	FT	AVG	Points
1.	Glenn Robinson	1994	34	368	79	215	30.3	1,030
2.	Rick Mount	1969	28	366	-	200	33.3	932
3.	Joe Barry Carroll	1979	35	318	-	162	22.8	798
4.	Dave Schellhase	1966	24	284	-	213	32.5	781
5.	Joe Barry Carroll	1980	33	301	-	134	22.3	736
6.	Terry Dischinger	1962	24	217	-	292	30.3	726
7.	Rick Mount	1970	20	285	-	138	35.4	708
8.	Dave Schellhase	1965	24	249	-	206	29.3	704
9.	Rick Mount	1968	24	259	-	165	28.4	683
10.	Keith Edmonson	1982	32	264	-	149	21.2	677
11.	Glenn Robinson	1993	28	246	32	152	24.1	676
12.	Terry Dischinger	1961	23	215	-	218	28.2	648
13.	John Garrett	1974	30	276	-	95	21.6	647
14.	Woody Austin	1992	33	232	55	91	18.5	610
15.	Terry Dischinger	1960	23	201	-	203	26.3	605
16.	Chad Austin	1998	35	212	67	103	17.0	594
17.	Troy Lewis	1988	33	209	100	72	17.9	590
	Cuonzo Martin	1995	32	192	91	115	18.4	590
19.	Troy Lewis	1988	32	249	-	91	18.4	589
	Dave Schellhase	1964	24	213	-	163	24.5	589
21.	Brad Miller	1998	34	191	3	199	17.2	584
22.	Frank Kendrick	1974	30	213	-	130	18.5	556
	Troy Lewis	1987	30	200	51	105	18.5	556
24.	Cuonzo Martin	1994	34	195	88	75	16.3	553
	John Garrett	1975	28	238	-	77	19.8	553

By a Freshman


1.	Russell Cross	1981	32	202	-	136	16.9	540
2.	Walter Jordan	1975	21	171	-	52	14.1	394
3.	Kyle Macy	1976	25	144	-	85	13.8	373
4.	Melvin McCants	1986	28	119	-	82	10.0	320
5.	Brian Cardinal	1997	30	100	21	98	10.6	319

Highest Scoring Average


Rk	Player	Season	G	FG	3PT	FT	Points	AVG
1.	Rick Mount	1970	20	285	-	138	708	35.4
2.	Rick Mount	1969	28	366	-	200	932	33.3
3.	Dave Schellhase	1966	24	284	-	213	781	32.5
4.	Terry Dischinger	1962	24	217	-	292	726	30.3
	Glenn Robinson	1994	34	368	79	215	1030	30.3
6.	Dave Schellhase	1965	24	249	-	206	704	29.3
7.	Rick Mount	1968	24	259	-	165	683	28.4
8.	Terry Dischinger	1961	23	215	-	218	648	28.2
9.	Terry Dischinger	1960	23	201	-	203	605	26.3
10.	Dave Schellhase	1964	24	213	-	163	589	24.5

By a Freshman

1.	Russell Cross	1981	32	202	-	136	540	16.9
----	---------------	------	----	-----	---	-----	-----	------



Keith Edmonson



Cuonzo Martin

Scoring

CAREER

Most Points Scored

Rk	Player	Seasons	G	FG	3PT	FT	AVG	Points
1.	Rick Mount	1968-69-70	72	910	--	503	32.3	2323
2.	Joe Barry Carroll	1977-78-79-80	123	425	--	425	17.7	2175
3.	Dave Schellhase	1964-65-66	72	746	--	582	28.8	2074
4.	Troy Lewis	1985-86-87-88	124	783	151	321	16.4	2038
5.	Terry Dischinger	1960-61-62	70	633	--	713	28.3	1979
6.	Walter Jordan	1975-76-77-78	109	746	--	321	16.6	1813
7.	Keith Edmonson	1979-80-81-82	131	682	--	353	13.1	1717
8.	Glenn Robinson	1993-94	62	614	111	367	27.5	1706
9.	Todd Mitchell	1985-86-87-88	124	605	3	486	13.7	1699
10.	Chad Austin	1995-96-97-98	129	580	212	322	13.1	1694
11.	Cuonzo Martin	1992-93-94-95	127	580	179	327	13.1	1666
12.	John Garrett	1973-74-75	82	701	--	218	19.8	1620
13.	Jaraan Cornell	1997-98-99-00	125	547	242	259	12.7	1595
14.	Brian Cardinal	1997-98-99-00	132	495	130	464	12.0	1584
15.	Melvin McCants	1986-87-88-89	125	570	--	414	12.4	1554
16.	Brad Miller	1995-96-97-98	128	490	7	543	12.0	1530
17.	Russell Cross	1981-82-83	93	557	--	415	16.4	1529
18.	Eugene Parker	1975-76-77-78	110	619	--	193	13.0	1430
19.	Willie Deane	2001-02-03	92	433	137	325	14.4	1328
20.	Mike Robinson	1997-98-99-00	132	502	27	291	10.0	1322
21.	Frank Kendrick	1972-73-74	78	501	--	267	16.3	1269
22.	Drake Morris	1978-79-80-81	126	471	--	308	9.9	1250
23.	Bob Ford	1970-71-72	73	491	--	262	17.0	1244
24.	Mel Garland	1962-63-64	71	486	--	271	17.5	1243
25.	Bruce Parkinson	1973-74-75-76-77	112	482	--	260	10.9	1224
26.	Matt Waddell	1992-93-94-95	127	407	109	247	9.2	1170
27.	Jerry Sichting	1976-77-78-79	117	444	--	273	9.9	1161
28.	Stephen Scheffler	1987-88-89-90	110	408	--	339	10.5	1155
29.	Herman Gilliam	1967-68-69	70	435	--	248	15.9	1118
30.	Larry Weatherford	1969-70-71	76	444	--	215	14.5	1103
31.	Joe Sexson	1954-55-56	66	382	--	331	16.6	1095
32.	Steve Reid	1983-84-85	88	418	23	225	12.3	1084
33.	Woody Austin	1989-90-91-92	93	406	119	145	11.6	1076
34.	Bob Purkhiser	1963-64-65	70	445	--	170	15.1	1060
35.	Billy Keller	1967-68-69	75	396	--	262	14.0	1056
36.	Everette Stephens	1985-86-87-88	119	378	88	200	8.8	1044
37.	Tony Jones	1987-88-89-90	124	392	60	197	8.4	1041
38.	Wayne Walls	1975-76-77-78	110	432	--	166	9.4	1030
39.	Dennis Blind	1952-53-54-55	80	314	--	383	12.6	1011

In a two-year career

1.	Glenn Robinson	1993-94	62	614	111	367	27.5	1706
----	----------------	---------	----	-----	-----	-----	------	------

In a three-year career

1.	Rick Mount	1968-69-70	72	910	--	503	32.3	2323
----	------------	------------	----	-----	----	-----	------	------

Highest Scoring Average

Rk	Player	Seasons	G	FG	3PT	FT	Points	AVG
1.	Rick Mount	1968-69-70	72	910	-	503	2323	32.3
2.	Dave Schellhase	1964-65-66	72	746	-	582	2074	28.8
3.	Terry Dischinger	1960-61-62	70	633	-	713	1979	28.3
4.	Glenn Robinson	1993-94	62	614	111	367	1706	27.5
5.	John Garrett	1973-74-75	82	701	-	218	1620	19.8
6.	Joe Barry Carroll	1977-78-79-80	123	875	-	425	2175	17.7
7.	Mel Garland	1962-63-64	71	486	-	271	1243	17.5
8.	Bob Ford	1970-71-72	73	491	-	262	1244	17.0
9.	Joe Sexson	1954-55-56	66	382	-	331	1095	16.6
	Walter Jordan	1975-76-77-78	109	746	-	321	1813	16.6
11.	Russell Cross	1981-82-83	93	557	-	415	1529	16.4
	Troy Lewis	1985-86-87-88	124	783	151	321	2038	16.4

YEAR-BY-YEAR SCORING LEADERS

Most Points Scored

Year	Player	G	FG	3PT	FT	Points	AVG
1928	Charles Murphy	17	68	-	53	177	10.4
1929	Charles Murphy	17	73	-	54	200	11.8
1930	Charles Murphy	15	72	-	45	189	12.6
1931	John Wooden	17	53	-	34	140	8.2
1932	John Wooden	18	79	-	61	219	12.2
1933	Norman Cottom	17	48	-	25	120	7.1
1934	Norman Cottom	19	67	-	37	171	9.0
1935	Robert Kessler	20	83	-	59	225	11.3
1936	Robert Kessler	20	98	-	63	259	13.0
1937	Jewell Young	20	97	-	49	241	12.1
1938	Jewell Young	20	117	-	55	289	14.5
1939	Robert Igney	19	65	-	15	145	7.6
1940	Donald Blanken	18	66	-	33	165	9.2
1941	Forrest Sprowl	17	76	-	33	185	10.9
1942	Forrest Sprowl	21	114	-	31	259	12.3
1943	Edwin Ehlers	20	75	-	51	201	10.1
1944	Paul Hoffman	21	88	-	54	230	10.9
1945	Billy Gosewehr	14	70	-	31	171	12.2
1946	Paul Hoffman	20	88	-	66	242	12.1
1947	Paul Hoffman	20	88	-	72	247	12.4
1948	Richard Axness	20	102	-	40	244	12.2
1949	Howard Williams	22	101	-	64	266	12.1
1950	Richard Axness	22	85	-	79	249	11.3
1951	Carl McNulty	22	146	-	79	376	17.1
1952	Carl McNulty	22	155	-	89	399	18.1
1953	Jack Runyan	22	90	-	119	299	13.6
1954	Dennis Blind	22	95	-	119	309	14.4
1955	Joe Sexson	22	138	-	97	373	16.9
1956	Joe Sexson	22	137	-	146	420	19.1
1957	Bill Greve	22	118	-	67	303	13.8
1958	Willie Merriweather	22	113	-	94	320	14.5
1959	Willie Merriweather	22	190	-	77	457	20.8
1960	Terry Dischinger	23	201	-	203	605	26.3
1961	Terry Dischinger	23	215	-	218	648	28.2
1962	Terry Dischinger	23	217	-	292	726	30.3
1963	Mel Garland	24	198	-	126	522	21.8
1964	Dave Schellhase	24	213	-	163	589	24.5
1965	Dave Schellhase	24	249	-	206	648	28.2
1966	Dave Schellhase	24	284	-	213	781	32.5
1967	Herman Gilliam	24	156	-	82	394	16.4
1968	Rick Mount	24	259	-	165	683	28.4
1969	Rick Mount	28	366	-	200	932	33.3
1970	Rick Mount	20	285	-	138	708	35.4
1971	Larry Weatherford	25	212	-	103	527	21.1
1972	Bob Ford	24	178	-	114	470	19.6
1973	Frank Kendrick	24	183	-	79	445	18.5
1974	John Garrett	30	276	-	95	647	21.6
1975	John Garrett	28	238	-	77	553	19.8
1976	Walter Jordan	27	189	-	79	457	16.9
1977	Walter Jordan	27	205	-	92	502	18.6
1978	Walter Jordan	27	181	-	98	460	17.0
1979	Joe Barry Carroll	35	318	-	162	798	22.8
1980	Joe Barry Carroll	33	301	-	134	736	22.3
1981	Keith Edmonson	31	227	-	98	552	17.3
1982	Keith Edmonson	32	264	-	149	677	21.2
1983	Russell Cross	27	194	-	126	514	17.7
1984	Jim Rowinski	29	156	-	124	436	15.0
1985	James Bullock	29	176	-	59	411	14.2

Scoring

YEAR-BY-YEAR SCORING LEADERS (Cont'd)

Most Points Scored

Year	Player	G	FG	3PT	FT	Points	AVG
1986	Troy Lewis	32	249	-	91	589	18.4
1987	Troy Lewis	30	200	51	118	556	18.5
1988	Troy Lewis	33	209	100	72	590	17.9
1989	Melvin McCants	31	147	0	120	414	13.4
1990	Stephen Scheffler	30	173	0	157	503	16.8
1991	Jimmy Oliver	29	189	79	99	556	19.2
1992	Woody Austin	33	232	55	91	610	18.5
1993	Glenn Robinson	28	246	32	152	676	24.1
1994	Glenn Robinson	34	368	79	215	1030	30.3
1995	Cuonzo Martin	32	192	91	115	590	18.4
1996	Chad Austin	32	141	53	74	409	12.8
1997	Chad Austin	30	162	70	116	510	17.0
1998	Brad Miller	34	191	3	199	584	17.2
1999	Jaraan Cornell	34	171	85	90	517	15.2
2000	Brian Cardinal	32	137	42	130	446	13.9
2001	Rodney Smith	26	143	35	40	361	13.9
2002	Willie Deane	30	169	63	117	518	17.3
2003	Willie Deane	30	164	48	158	534	17.8

All-Time 40-Plus Point Games

Rk	Player	Date	Opponent	FG	3PT	FT	PTS
1.	Rick Mount	2/28/70	Iowa	27	-	7	61
2.	Dave Schellhase	2/19/66	Michigan	23	-	11	57
3.	Rick Mount	1/3/70	Iowa	22	-	9	53
	Rick Mount	1/31/70	Michigan	22	-	9	53
5.	Terry Dischinger	2/27/61	Michigan State	19	-	14	52
6.	Terry Dischinger	1/27/62	Wisconsin	17	-	16	50
7.	Glenn Robinson	3/13/94	Illinois	18	5	8	49
8.	Terry Dischinger	2/10/62	Indiana	15	-	17	47
9.	Terry Dischinger	2/24/62	Minnesota	14	-	18	46
10.	Terry Dischinger	1/8/62	Illinois	16	-	13	45
	Terry Dischinger	2/17/62	Illinois	20	-	5	45
	Rick Mount	2/4/69	Iowa	21	-	3	45
	Rick Mount	3/4/69	Michigan	18	-	9	45
14.	Glenn Robinson	3/24/94	Kansas	15	6	8	44
15.	Terry Dischinger	12/12/60	Evansville	17	-	9	43
	Terry Dischinger	1/11/60	Illinois	15	-	13	43
	Dave Schellhase	1/21/64	Notre Dame	12	-	18	43
	Rick Mount	12/14/68	Ohio	15	-	13	43
	Rick Mount	3/1/69	Iowa	21	-	1	43
20.	Dave Schellhase	3/8/65	Northwestern	15	-	12	42
	Dave Schellhase	1/4/66	Notre Dame	15	-	12	42
	Joe Barry Carroll	3/19/79	Alabama	16	-	10	42
	Glenn Robinson	2/13/93	Wisconsin	13	2	14	42
24.	Terry Dischinger	1/7/61	Northwestern	15	-	11	41
	Dave Schellhase	12/21/64	Ohio	16	-	9	41
	Dave Schellhase	2/6/65	Illinois	15	-	11	41
	Joe Barry Carroll	12/5/79	SE Louisiana	18	-	5	41
	Glenn Robinson	11/27/93	Portland	15	5	6	41
29.	Joseph Miller	4/13/1902	Yale	-	-	-	40
	Dave Schellhase	12/26/64	Oregon	13	-	14	40
	Rick Mount	1/9/68	Wisconsin	16	-	8	40
	Rick Mount	3/8/69	Indiana	13	-	14	40
	Glenn Robinson	2/23/94	Ohio State	10	0	20	40

Career 40-Plus Point Games

Rk	Player	Games
1.	Terry Dischinger (1960-62)	9
	Rick Mount (1968-70)	9
3.	Dave Schellhase (1964-66)	7
4.	Glenn Robinson (1993-94)	5
5.	Joe Barry Carroll (1977-80)	2

Career 30-Plus Point Games

Rk	Player	Games
1.	Rick Mount (1968-70)	46
2.	Dave Schellhase (1964-66)	34
3.	Terry Dischinger (1960-62)	29
4.	Glenn Robinson (1993-94)	25
5.	Joe Barry Carroll (1977-80)	10

Consecutive Games In Double Figures

Rk	Player	Games
1.	Rick Mount (1968-70)	72
2.	Joe Barry Carroll (1977-80)	59
	Terry Dischinger (1960-62)	59
4.	Glenn Robinson (1993-94)	56
5.	Bob Ford (1970-72)	42
6.	Dave Schellhase (1964-66)	38
7.	Frank Kendrick (1972-74)	37
8.	Troy Lewis (1985-88)	35
9.	Walter Jordan (1975-78)	34
10.	Eugene Parker (1975-78)	33
	Dave Schellhase (1964-66)	33



Dave Schellhase




Terry Dischinger



Troy Lewis cuts down the net after the Boilermakers won the 1988 Big Ten Championship.



Rick Mount



Eugene Parker

Rebounding

SINGLE-GAME

Most Rebounds

REB	Player	Date	Opponent
27	Carl McNulty	2/19/51	Minnesota

By a Junior-

21	George Faerber	12/1/69	Tulsa
----	----------------	---------	-------

By a Sophomore-


26	Terry Dischinger	1/9/60	Wisconsin
----	------------------	--------	-----------

By a Freshman-


18	Wayne Walls	1/2/75	Michigan State
----	-------------	--------	----------------



Terry Dischinger



Todd Mitchell



Brad Miller

SEASON

Most Rebounds

Rk	Player	Year	G	AVG	REB
1.	Joe Barry Carroll	1979	35	10.1	352
2.	Glenn Robinson	1994	34	10.1	344
3.	Terry Dischinger	1960	23	14.3	328
4.	Terry Dischinger	1962	24	13.5	322
5.	Terry Dischinger	1961	23	13.4	308
6.	Frank Kendrick	1974	30	10.1	303
7.	Joe Barry Carroll	1980	33	9.2	302
	Brad Miller	1998	34	8.9	302
9.	Joe Barry Carroll	1978	27	10.7	288
10.	John Garrett	1975	28	10.0	280
11.	Wilson Eison	1959	21	13.0	274
12.	Dave Schellhase	1964	24	11.3	271
13.	Glenn Robinson	1993	28	9.2	258
14.	William Franklin	1971	25	10.5	255
15.	Brad Miller	1997	30	8.3	249

By a Junior-

Joe Barry Carroll	1979	35	10.1	352
-------------------	------	----	------	-----

By a Sophomore-

Terry Dischinger	1960	23	14.3	328
------------------	------	----	------	-----

By a Freshman-

Joe Barry Carroll	1977	28	7.4	206
-------------------	------	----	-----	-----

Highest Rebound Average (Min. 10 games)

Rk	Player	Year	G	REB	AVG
1.	Terry Dischinger	1960	23	328	14.3
2.	Terry Dischinger	1961	23	308	13.4
	Terry Dischinger	1962	24	322	13.4
4.	Wilson Eison	1959	21	274	13.0
5.	Dave Schellhase	1964	24	271	11.3
6.	Don Beck	1955	22	243	11.0
7.	Joe Barry Carroll	1978	27	288	10.7
8.	Dave Schellhase	1966	24	255	10.6
9.	Wilson Eison	1958	21	219	10.4
10.	Bill Jones	1965	14	145	10.3
11.	William Franklin	1971	25	255	10.2
12.	Lamar Lundy	1956	22	222	10.1
	Frank Kendrick	1974	30	303	10.1
	Joe Barry Carroll	1979			
	Glenn Robinson	1994	34	344	10.1

CAREER

Most Rebounds

Rk	Player	Years	REB
1.	Joe Barry Carroll	1977-78-79-80	1148
2.	Terry Dischinger	1960-61-62	958
3.	Walter Jordan	1975-76-77-78	882
4.	Brad Miller	1995-96-97-98	862
5.	Brian Cardinal	1997-98-99-00	749
6.	Todd Mitchell	1985-86-87-88	740
7.	John Garrett	1973-74-75	738
8.	Dave Schellhase	1964-65-66	721
9.	Frank Kendrick	1972-73-74	664
10.	Mike Robinson	1997-98-99-2000	658
11.	Wayne Walls	1975-76-77-78	653
12.	Bob Ford	1970-71-72	648
	Melvin McCants	1986-87-88-89	648
14.	George Faerber	1969-70-71	646
15.	Herman Gilliam	1967-68-69	636
16.	William Franklin	1970-71-72	630
17.	Russell Cross	1981-82-83	622
18.	Glenn Robinson	1993-94	602
19.	Brandon Brantley	1992-93-94-95-96	591
20.	Mike Searce	1979-80-81-82	587
21.	Don Beck	1953-54-55	586
22.	Ian Stanback	1991-92-93-94	583
23.	James Bullock	1982-83-84-85	538
	Stephen Scheffler	1987-88-89-90	538
25.	Lamar Lundy	1955-56-57	533
26.	Tom Scheffler	1974-75-76-77	528
27.	Wilson Eison	1957-58-59	521
28.	Drake Morris	1978-79-80-81	516

Highest Rebound Average

Rk	Player	Years	AVG
1.	Terry Dischinger	1960-61-62	13.7
2.	Don Beck	1953-54-55	10.3
3.	Dave Schellhase	1964-65-66	10.0
4.	William Franklin	1970-71-72	9.8
5.	Glenn Robinson	1993-94	9.7
6.	Joe Barry Carroll	1977-78-79-80	9.3
7.	Herman Gilliam	1967-68-69	9.1
8.	John Garrett	1973-74-75	9.0
9.	Bob Ford	1970-71-72	8.9
10.	Lamar Lundy	1955-56-57	8.5
	Frank Kendrick	1972-73-74	8.5
12.	George Faerber	1969-70-71	8.4
13.	Walter Jordan	1975-76-77-78	8.4
14.	Bill Greve	1957-58-59	7.3
15.	Bob Fehrman	1957-58-59	6.8
	Tyrone Bedford	1968-69-70	6.8

YEAR-BY-YEAR SCORING LEADERS

Year	Player	REB	AVG
1954	Don Beck	208	9.5
1955	Don Beck	243	11.0
1956	Lamar Lundy	222	10.1
1957	Lamar Lundy	205	9.3
1958	Wilson Eison	219	10.4
1959	Wilson Eison	274	13.0
1960	Terry Dischinger	328	14.3
1961	Terry Dischinger	308	13.4
1962	Terry Dischinger	322	13.4
1963	Phil Dawkins	130	5.4
	Bill Jones	130	14.4
1964	Dave Schellhase	271	11.3
1965	Dave Schellhase	195	8.0
1966	Dave Schellhase	255	10.6
1967	Herman Gilliam	232	9.6
1968	Herman Gilliam	200	9.1
1969	Herman Gilliam	204	8.5
1970	George Faerber	241	10.0
1971	William Franklin	255	10.2
1972	Bob Ford	230	9.6
1973	John Garrett	220	9.1
1974	Frank Kendrick	303	10.1
1975	John Garrett	280	10.0
1976	Walter Jordan	248	9.2
1977	Joe Barry Carroll	206	7.4
1978	Joe Barry Carroll	288	10.7
1979	Joe Barry Carroll	352	10.1
1980	Joe Barry Carroll	302	9.2
1981	Russell Cross	202	6.3
1982	Michael Searce	218	6.8
1983	Russell Cross	216	7.4
1984	Jim Rowinski	194	6.7
1985	James Bullock	190	6.6
1986	Todd Mitchell	230	7.2
1987	Todd Mitchell	195	6.5
1988	Todd Mitchell	190	5.8
1989	Stephen Scheffler	187	6.0
1990	Stephen Scheffler	183	6.1
1991	Chuckie White	246	8.5
1992	Ian Stanback	192	5.8
1993	Glenn Robinson	258	9.2
1994	Glenn Robinson	344	10.1
1995	Brandon Brantley	194	6.1
1996	Brandon Brantley	178	5.6
1997	Brad Miller	249	8.3
1998	Brad Miller	249	8.3
1999	Brian Cardinal	186	5.5
2000	Mike Robinson	212	6.2
2001	John Allison	133	5.3
2002	John Allison	178	5.7
2003	Chris Booker	172	5.7

Field Goals

SINGLE-GAME

Most Field Goals Made

FG	Player	Date	Opponent
27	Rick Mount	2/28/70	Iowa

Most Field Goal Attempts

FG	Player	Date	Opponent
47	Rick Mount	2/28/70	Iowa

Most Field Goal Attempts Without A Miss

FG	Player	Date	Opponent
12-12	George Faerber	3/13/71	Iowa

SEASON

Most Field Goals Made

Rk	Player	Year	FGM
1.	Glenn Robinson	1994	368
2.	Rick Mount	1969	366
3.	Joe Barry Carroll	1979	318
4.	Joe Barry Carroll	1980	301
5.	Rick Mount	1970	285
6.	Dave Schellhase	1966	284
7.	John Garrett	1974	276
8.	Keith Edmonson	1982	264
9.	Rick Mount	1968	259
10.	Troy Lewis	1986	249

Most Field Goal Attempts

Rk	Player	Year	FGA
1.	Glenn Robinson	1994	762
2.	Rick Mount	1969	710
3.	Dave Schellhase	1966	611
4.	Rick Mount	1968	593
5.	Rick Mount	1970	582
6.	Dave Schellhase	1965	559
7.	Joe Barry Carroll	1980	558
8.	Joe Barry Carroll	1979	545
9.	Larry Weatherford	1971	531
10.	Glenn Robinson	1993	519

Field Goal Percentage

Rk	Player	Year	FG	FGA	FG%
1.	Stephen Scheffler	1988	80	113	.708
2.	Stephen Scheffler	1990	173	248	.698
3.	Ian Stanback	1991	73	109	.670
4.	Stephen Scheffler	1989	146	219	.667
5.	Justin Jennings	1996	103	163	.632
	Brad Miller	1998	191	302	.632
7.	George Faerber	1969	101	163	.619
8.	Kip Jones	1989	84	136	.618
9.	Melvin McCants	1987	135	220	.614
10.	Justin Jennings	1995	84	140	.600

CAREER

Most Field Goals Made

Rk	Player	Years	FGM
1.	Rick Mount	1968-70	910
2.	Joe Barry Carroll	1977-80	875
3.	Troy Lewis	1985-88	783
4.	Dave Schellhase	1964-66	746
	Walter Jordan	1975-78	746
6.	John Garrett	1973-75	701
7.	Keith Edmonson	1979-82	682
8.	Terry Dischinger	1960-62	633
9.	Glenn Robinson	1993-94	614
10.	Chad Austin	1995-98	580

Most Field Goal Attempts

Rk	Player	Years	FGA
1.	Rick Mount	1968-70	1885
2.	Dave Schellhase	1964-66	1611
3.	Joe Barry Carroll	1977-80	1602
4.	Troy Lewis	1985-88	1568
5.	Walter Jordan	1975-78	1558
6.	Chad Austin	1995-98	1379
7.	John Garrett	1973-75	1322
8.	Keith Edmonson	1979-82	1289
9.	Glenn Robinson	1993-94	1281
10.	Jaraan Cornell	1997-00	1277

Field Goal Percentage (400 attempts)

Rk	Player	Years	FG	FGA	FG%
1.	Stephen Scheffler	1987-90	408	596	.685
2.	Justin Jennings	1993-96	255	427	.597
3.	George Faerber	1969-71	351	601	.584
4.	Russell Cross	1981-83	557	964	.578
5.	Brad Miller	1995-98	490	856	.572
6.	Chuckie White	1989-91	235	414	.568
7.	Melvin McCants	1986-89	570	1015	.562
8.	Ian Stanback	1991-94	309	550	.561
9.	Terry Dischinger	1960-62	633	1145	.553
	Brandon Brantley	1992-96	295	533	.553
11.	Greg McQuay	1999-00	247	450	.549
12.	Joe Barry Carroll	1977-80	875	1602	.546
13.	James Bullock	1982-85	384	705	.545
	Kip Jones	1986-89	248	455	.545
15.	Roy Hairston	1995-96	224	412	.544

Year-By-Year Field Goal Leaders

Year	Player	FG
1928	Charles Murphy	68
1929	Charles Murphy	73
1930	Charles Murphy	72
1931	John Wooden	53
1932	John Wooden	79
1933	Norman Cottom	48
1934	Norman Cottom	67
1935	Robert Kessler	83
1936	Robert Kessler	98
1937	Jewell Young	97
1938	Jewell Young	117
1939	Robert Igney	65
1940	Donald Blanken	66
1941	Donald Blanken	78
1942	Forrest Sprowl	114
1943	Allen Menke	76
1944	Paul Hoffman	88
1945	Paul Hoffman	75
1946	Paul Hoffman	88
1947	Paul Hoffman	88
1948	Richard Axness	102
1949	Howard Williams	101
1950	Howard Williams	97
1951	Carl McNulty	146
1952	Carl McNulty	155
1953	Glen Calhoun	98
1954	Joe Sexson	107
1955	Joe Sexson	138
1956	Joe Sexson	137
1957	Bill Greve	118
1958	Wilson Eison	118
1959	Willie Merriweather	190
1960	Terry Dischinger	201
1961	Terry Dischinger	215
1962	Terry Dischinger	217
1963	Mel Garland	198
1964	Dave Schellhase	213
1965	Dave Schellhase	249
1966	Dave Schellhase	284
1967	Herman Gilliam	156
1968	Rick Mount	259
1969	Rick Mount	366



Stephen Scheffler



John Garrett


Field Goals

Year-By-Year Field Goal Leaders (Cont'd)


1970	Rick Mount	285
1971	Larry Weatherford	212
1972	Bob Ford	178
1973	John Garrett	187
1974	John Garrett	276
1975	John Garrett	238
1976	Walter Jordan	189
1977	Walter Jordan	205
1978	Walter Jordan	181
1979	Joe Barry Carroll	318
1980	Joe Barry Carroll	301
1981	Keith Edmonson	227
1982	Keith Edmonson	264
1983	Russell Cross	194
1984	Jim Rowinski	156
1985	James Bullock	176
1986	Troy Lewis	249
1987	Troy Lewis	200
1988	Troy Lewis	209
1989	Melvin McCants	147
1990	Stephen Scheffler	173
1991	Jimmy Oliver	189
1992	Woody Austin	232
1993	Glenn Robinson	246
1994	Glenn Robinson	368
1995	Cuonzo Martin	192
1996	Chad Austin	141
1997	Chad Austin	162
1998	Chad Austin	212
1999	Jaraan Cornell	171
2000	Mike Robinson	145
2001	Rodney Smith	143
2002	Willie Deane	169
2003	Willie Deane	164

Year-By-Year Field Goal Percentage Leaders (min. 100 attempts)

Year	Player	FG	FGA	PCT	Year	Player	FG	FGA	PCT
1948	Richard Axeness	102	345	.295	1980	Joe Barry Carroll	301	558	.539
1949	Howard Williams	101	325	.310	1981	Russell Cross	202	357	.566
1950	Richard Axeness	85	277	.306	1982	Russell Cross	161	282	.571
1951	Carl McNulty	146	406	.360	1983	Russell Cross	194	325	.597
1952	Carl McNulty	155	449	.345	1984	Mark Atkinson	86	149	.577
1953	Jack Runyan	90	260	.350	1985	James Bullock	176	309	.570
1954	Dennis Blind	95	249	.382	1986	Todd Mitchell	173	307	.564
1955	Don Beck	105	242	.433	1987	Melvin McCants	135	220	.614
1956	Lamar Lundy	101	215	.470	1988	Stephen Scheffler	80	113	.708
1957	Lamar Lundy	114	237	.481	1989	Stephen Scheffler	146	219	.667
1958	Harvey Austin	111	223	.487	1990	Stephen Scheffler	173	248	.698
1959	Wilson Eison	167	351	.476	1991	Ian Stanback	73	109	.670
1960	Terry Dischinger	201	368	.546	1992	Ian Stanback	105	186	.565
1961	Terry Dischinger	215	373	.576	1993	Ian Stanback	70	126	.556
1962	Terry Dischinger	217	404	.537	1994	Brandon Brantley	62	115	.539
1963	Ron Hughes	136	296	.459	1995	Justin Jennings	84	140	.600
1964	Doug Trudeau	64	125	.512	1996	Justin Jennings	103	163	.632
1965	Tom Niemeier	65	120	.542	1997	Brad Miller	128	239	.536
1966	Dave Schellhase	284	611	.464	1998	Brad Miller	191	302	.632
1967	Ted Reasoner	63	119	.529	1999	Greg McQuay	138	243	.568
1968	Bill Keller	149	296	.504	2000	Greg McQuay	109	207	.527
1969	George Faerber	101	163	.619	2001	Rodney Smith	143	265	.540
1970	George Faerber	119	204	.583	2002	John Allison	109	181	.602
1971	George Faerber	131	234	.560	2003	Brett Buscher	70	133	.526
1972	Bob Ford	178	391	.456					
1973	Jerry Nichols	67	144	.465					
1974	John Garrett	276	465	.593					
1975	John Garrett	238	442	.540					
1976	Tom Scheffler	77	139	.554					
1977	Jerry Sichting	71	131	.542					
1978	Joe Barry Carroll	163	312	.522					
1979	Joe Barry Carroll	318	545	.583					



Paul Hoffman



Richard Axeness



Russell Cross

Three-Point Field Goals

SINGLE-GAME

Most Three-Point Field Goals Made

FG	Player	Date	Opponent
8	Cuonzo Martin	3/24/94	Kansas

Most Three-Point Field Goal Attempts

FGA	Player	Date	Opponent
13	Jimmy Oliver	1/17/91	Minnesota
13	Linc Darner	1/31/91	Iowa
13	Cuonzo Martin	3/24/94	Kansas
13	Jaraan Cornell	2/13/99	Illinois

Most Three-Point Field Goal Attempts Without A Miss

FG	Player	Date	Opponent
5-5	Everette Stephens	2/12/87	Iowa
5-5	Glenn Robinson	2/7/93	Michigan

SEASON

Most Three-Point Field Goals Made

Rk	Player	Year	FGM
1.	Troy Lewis	1988	100
2.	Cuonzo Martin	1995	91
3.	Cuonzo Martin	1994	88
4.	Jaraan Cornell	1999	85
5.	Jimmy Oliver	1991	79
	Glenn Robinson	1994	79
7.	Chad Austin	1997	70
8.	Chad Austin	1998	67
9.	Jaraan Cornell	2000	66
10.	Jaraan Cornell	1998	61

Most Three-Point Field Goal Attempts

Rk	Player	Year	FGA
1.	Jaraan Cornell	1999	245
2.	Troy Lewis	1988	216
3.	Glenn Robinson	1994	208
4.	Jaraan Cornell	2000	206
5.	Chad Austin	1998	200
6.	Cuonzo Martin	1994	196
7.	Cuonzo Martin	1995	194
8.	Jimmy Oliver	1991	184
9.	Chad Austin	1997	181
10.	Willie Deane	2001	166

Three-Point Field Goal Percentage (50 attempts)

Rk	Player	Year	FG	FGA	FG%
1.	Jaraan Cornell	1998	61	122	.500
2.	Woody Austin	1990	33	68	.485
3.	Cuonzo Martin	1995	91	194	.469
4.	Woody Austin	1991	28	60	.467
5.	Troy Lewis	1988	100	216	.463
6.	Everette Stephens	1987	41	90	.456
7.	Cuonzo Martin	1994	88	196	.449
8.	Rodney Smith	2001	35	79	.443
9.	Everette Stephens	1988	47	107	.439
10.	Jimmy Oliver	1991	79	184	.429
	Brian Cardinal	1998	30	70	.429

CAREER

Most Three-Point Field Goals Made

Rk	Player	Years	FGM
1.	Jaraan Cornell	1997-00	242
2.	Chad Austin	1995-98	212
3.	Cuonzo Martin	1992-95	179
4.	Troy Lewis	1985-88	151
5.	Willie Deane	2001-03	137
6.	Brian Cardinal	1997-00	130
7.	Jimmy Oliver	1989-91	125
	Maynard Lewis	1999-02	125
9.	Woody Austin	1989-92	119
10.	Glenn Robinson	1993-94	111
11.	Matt Waddell	1992-95	109
12.	Alan Eldridge	1996-99	104
13.	Carson Cunningham	1999-01	99
14.	Linc Darner	1991-94	95
15.	Willie Deane	2001-02	89

Most Three-Point Field Goal Attempts

Rk	Player	Years	FGA
1.	Jaraan Cornell	1997-00	656
2.	Chad Austin	1995-98	575
3.	Carson Cunningham	1999-01	406
4.	Cuonzo Martin	1992-95	397
5.	Willie Deane	2001-03	386
6.	Brian Cardinal	1997-00	356
7.	Maynard Lewis	1999-02	344
8.	Troy Lewis	1985-88	338
9.	Alan Eldridge	1996-99	312
10.	Jimmy Oliver	1989-91	308
11.	Glenn Robinson	1993-94	288
12.	Woody Austin	1989-92	271

Three-Point Field Goal Percentage (100 attempts)

Rk	Player	Years	FG	FGA	FG%
1.	Cuonzo Martin	1992-95	179	397	.451
2.	Troy Lewis	1985-88	151	338	.447
	Everette Stephens	1985-88	88	197	.447
4.	Woody Austin	1989-92	119	271	.439
5.	Kenneth Lowe	2000-	49	120	.408
6.	Jimmy Oliver	1989-91	125	308	.406
7.	Rodney Smith	1999-02	87	216	.403
8.	Matt Waddell	1992-95	109	271	.402
9.	Glenn Robinson	1993-94	111	288	.385
10.	Carson Cunningham	1999-01	99	226	.381
11.	Tony Jones	1987-90	60	162	.370
12.	Jaraan Cornell	1997-00	242	656	.369
	Chad Austin	1995-98	212	575	.369
14.	Linc Darner	1991-94	95	260	.365
	Brian Cardinal	1997-00	130	356	.365

Year-By-Year Three-Point Field Goal Leaders

Year	Player	FG	FG/G
1987	Troy Lewis	51	1.7
1988	Troy Lewis	100	3.0
1989	Tony Jones	44	1.4
1990	Woody Austin	33	1.1
1991	Jimmy Oliver	79	2.7
1992	Woody Austin	55	1.6
1993	Glenn Robinson	32	1.1
1994	Cuonzo Martin	88	2.6
1995	Cuonzo Martin	91	2.8
1996	Todd Foster	60	1.9
1997	Chad Austin	70	2.3
1998	Chad Austin	67	1.9
1999	Jaraan Cornell	85	2.4
2000	Jaraan Cornell	66	2.0
2001	Maynard Lewis	47	1.5
2002	Willie Deane	63	2.1
2003	Willie Deane	48	1.6

Year-By-Year Three-Point Field Goal Percentage Leaders

Year	Player	FG	FGA	PCT
1987	Everette Stephens	41	90	.456
1988	Troy Lewis	100	216	.463
1989	Tony Jones	44	103	.427
1990	Woody Austin	33	68	.485
1991	Woody Austin	28	60	.467
1992	Woody Austin	55	130	.423
1993	Glenn Robinson	32	80	.400
1994	Cuonzo Martin	88	196	.449
1995	Cuonzo Martin	91	194	.469
1996	Todd Foster	60	151	.397
1997	Chad Austin	70	181	.387
1998	Jaraan Cornell	61	122	.500
1999	Brian Cardinal	37	99	.374
2000	Carson Cunningham	45	113	.398
2001	Rodney Smith	35	79	.443
2002	Willie Deane	63	166	.380
2003	Kenneth Lowe	24	58	.414

* Minimum of 50 attempts

Free Throws

SINGLE GAME

Most Free Throws Made

FT	Player	Date	Opponent
21	Terry Dischinger	2/27/61	Iowa

Most Free Throw Attempts

FTA	Player	Date	Opponent
29	Jack Runyan	3/2/53	Michigan

Highest Free Throw Percentage

FT%	Player	Date	Opponent
1.000 (15-15)	Rick Mount	2/8/69	Northwestern
1.000 (14-14)	Glenn Robinson	2/13/93	Wisconsin
1.000 (12-12)	Brian Cardinal	2/12/00	Northwestern

SEASON

Most Free Throws Made

Rk	Player	Year	FTM
1.	Terry Dischinger	1962	292
2.	Terry Dischinger	1961	218
3.	Glenn Robinson	1994	215
4.	Dave Schellhase	1966	213
5.	Dave Schellhase	1965	206
6.	Terry Dischinger	1960	203
7.	Rick Mount	1969	200
8.	Brad Miller	1998	199
9.	Rick Mount	1968	165
10.	Dave Schellhase	1964	163

Most Free Throw Attempts

Rk	Player	Year	FTA
1.	Terry Dischinger	1962	350
2.	Dave Schellhase	1966	276
3.	Glenn Robinson	1994	270
4.	Dave Schellhase	1965	262
5.	Terry Dischinger	1961	261
6.	Terry Dischinger	1960	260
7.	Brad Miller	1998	255
8.	Joe Barry Carroll	1979	253
9.	Russell Cross	1982	245
10.	Rick Mount	1969	236

Free Throw Percentage (75 attempts)

Rk	Player	Year	FT	FTA	FT%
1.	Henry Ebershoff	1966	88	97	.907
2.	Billy Keller	1969	88	98	.898
3.	Kenneth Lowe	2003	126	142	.887
4.	Jerry Sichting	1979	103	118	.873
5.	Jerry Sichting	1978	78	90	.867
6.	Troy Lewis	1988	72	83	.867
7.	Kenneth Lowe	2001	135	156	.865
8.	Jimmy Oliver	1991	99	115	.861
9.	Carson Cunningham	2001	80	93	.860
10.	Kyle Macy	1976	85	99	.859

CAREER

Most Free Throws Made

Rk	Player	Years	FTM
1.	Terry Dischinger	1960-62	713
2.	Dave Schellhase	1964-66	582
3.	Brad Miller	1995-98	543
4.	Rick Mount	1968-70	503
5.	Todd Mitchell	1985-88	486
6.	Brian Cardinal	1997-00	464
7.	Joe Barry Carroll	1977-80	425
8.	Russell Cross	1981-83	415
9.	Melvin McCants	1986-89	414
10.	Dennis Blind	1952-55	383
11.	Glenn Robinson	1993-94	367
12.	Keith Edmonson	1979-82	353
13.	Stephen Scheffler	1987-90	339
14.	Joe Sexson	1954-56	331
15.	Cuonzo Martin	1992-95	327

Most Free Throw Attempts

Rk	Player	Years	FTA
1.	Terry Dischinger	1960-62	871
2.	Dave Schellhase	1964-66	749
3.	Brad Miller	1995-98	720
4.	Russell Cross	1981-83	661
5.	Joe Barry Carroll	1977-80	653
6.	Todd Mitchell	1985-88	653
7.	Melvin McCants	1986-89	641
8.	Brian Cardinal	1997-00	610
9.	Rick Mount	1968-70	597
10.	Dennis Blind	1952-55	522
11.	Glenn Robinson	1993-94	475
12.	Keith Edmonson	1979-82	467
13.	Walter Jordan	1975-78	456
14.	Stephen Scheffler	1987-90	452
15.	Joe Sexson	1954-56	436

Free Throw Percentage (200 attempts)

Rk	Player	Years	FT	FTA	FT%
1.	Jerry Sichting	1976-79	273	315	.867
2.	Kenneth Lowe	2000-	277	321	.863
3.	Billy Keller	1967-69	262	305	.859
4.	Henry Ebershoff	1965-67	183	215	.851
5.	Rick Mount	1968-70	503	597	.843
6.	Larry Weatherford	1969-71	215	256	.840
7.	Matt Waddell	1992-95	247	299	.826
8.	Carson Cunningham	1999-01	223	271	.823
9.	Terry Dischinger	1960-62	713	871	.819
10.	Herman Gilliam	1967-69	248	307	.808
11.	Mel Garland	1962-64	271	340	.797
12.	Steve Reid	1983-85	225	284	.792
13.	Troy Lewis	1985-88	321	407	.789
14.	Dave Schellhase	1964-66	582	749	.777
	Cuonzo Martin	1992-95	327	421	.777

Year-By-Year Free Throw Leaders

Year	Player	FT	FT/G
1928	Charles Murphy	37	2.2
1929	Charles Murphy	54	3.2
1930	Charles Murphy	45	3.0
1931	John Wooden	34	2.0
1932	John Wooden	61	3.4
1933	Norman Cottom	25	1.5
1934	Norman Cottom	37	2.0
1935	Robert Kessler	59	3.0
1936	Robert Kessler	63	3.2
1937	Jewell Young	49	2.5
1938	Jewell Young	55	2.8
1939	Fred Beretta	29	1.5
	Thomas Dickinson	29	1.5
1940	Dan Fisher	51	2.6
1941	Donald Blanken	48	2.4
1942	Allen Menke	38	1.9
1943	Edwin Ehlers	51	2.6
1944	Paul Hoffman	54	2.6
1945	Paul Hoffman	44	2.4
1946	Paul Hoffman	66	3.3
1947	Paul Hoffman	72	3.6
1948	Howard Williams	69	3.6
1949	Andrew Butchko	109	5.0
1950	Andrew Butchko	99	4.7
1951	Carl McNulty	79	3.6
1952	Carl McNulty	89	4.0
1953	Jack Runyan	119	5.4
1954	Dennis Blind	119	5.4
1955	Dennis Blind	121	5.5
1956	Joe Sexson	146	6.6
1957	Joe Campbell	95	4.3
1958	Willie Merriweather	94	4.3
1959	Willie Merriweather	77	3.5
1960	Terry Dischinger	203	8.8
1961	Terry Dischinger	218	9.5
1962	Terry Dischinger	292	12.2
1963	Mel Garland	126	5.3
1964	Dave Schellhase	163	6.8
1965	Dave Schellhase	206	8.6
1966	Dave Schellhase	213	8.9
1967	Henry Ebershoff	94	3.9
1968	Rick Mount	165	6.9
1969	Rick Mount	200	7.1
1970	Rick Mount	138	5.8
1971	Larry Weatherford	103	4.1
1972	Bob Ford	114	4.8
1973	Frank Kendrick	79	3.3
1974	Frank Kendrick	130	4.3
1975	Bruce Parkinson	82	2.9
1976	Kyle Macy	85	3.2
1977	Walter Jordan	92	3.4
1978	Walter Jordan	98	3.6


Free Throws

Year-By-Year Free Throw Leaders (Cont'd)

Year	Player	FT	FT/G
1979	Joe Barry Carroll	162	4.6
1980	Joe Barry Carroll	134	4.1
1981	Russell Cross	136	4.3
1982	Russell Cross	153	4.8
1983	Russell Cross	126	4.3
1984	Jim Rowinski	124	4.3
1985	James Bullock	59	2.0
	Todd Mitchell	59	2.0
1986	Todd Mitchell	169	5.3
1987	Todd Mitchell	119	3.9
1988	Todd Mitchell	140	4.2
1989	Melvin McCants	120	3.9
1990	Stephen Scheffler	157	5.2
1991	Chuckie White	119	4.1
1992	Woody Austin	91	2.8
1993	Glenn Robinson	152	5.4
1994	Glenn Robinson	215	6.3
1995	Cuonzo Martin	115	3.6
1996	Brad Miller	107	3.3
1997	Brad Miller	171	5.7
1998	Brad Miller	199	5.9
1999	Brian Cardinal	114	3.4
2000	Brain Cardinal	130	4.1
2001	Kenneth Lowe	134	4.2
2002	Willie Deane	117	3.9
2003	Willie Deane	158	5.3

Year-By-Year Free Throw Percentage Leaders


Year	Player	FT	FTA	PCT
1928	W.S. Cummins	21	28	.750
1929	Charles Murphy	54	70	.771
1930	John Wooden	26	38	.684
1931	Ray Eddy	31	30	.700
1932	John Wooden	61	86	.709
1933	William Fehring	21	32	.656
1934	Norman Cottom	37	51	.725
1935	Norman Cottom	33	49	.673
1936	Glynn Downey	18	25	.720
1937	Jewell Young	49	65	.753
1938	Jewell Young	55	73	.753
1939	Thomas Dickinson	29	39	.744
1940	Forrest Sprowl	22	33	.667
1941	Forrest Sprowl	33	43	.767
1942	Forrest Sprowl	31	46	.674
1943	Allen Menke	36	64	.563
1944	Dennis Horn	27	41	.659
1945	Merwyn Anderson	41	57	.719
1946	Merwyn Anderson	55	72	.764
1947	Merwyn Anderson	35	46	.761
1948	Howard Williams	69	91	.758
1949	Howard Williams	64	88	.727
1950	Howard Williams	51	81	.716
1951	Neil Schmidt	59	83	.711
1952	John Dermody	46	65	.708
1953	Ned Boyer	21	30	.706
1954	Dennis Blind	119	164	.725
1955	Dennis Blind	121	150	.807
1956	Joe Sexson	146	185	.789
1957	Bill Greve	67	92	.728
1958	Willie Merriweather	94	122	.770
1959	Willie Merriweather	77	103	.748
1960	Terry Dischinger	203	260	.781
1961	Terry Dischinger	218	261	.835
1962	Terry Dischinger	292	350	.834
1963	Mel Garland	126	152	.829
1964	Mel Garland	89	107	.832
1965	Dave Schellhase	206	262	.790
1966	Henry Ebershoff	88	97	.907
1967	Bill Keller	88	104	.846
1968	Rick Mount	165	195	.846
1969	Billy Keller	88	98	.898
1970	Larry Weatherford	76	89	.854
1971	Larry Weatherford	103	122	.844
1972	Dennis Gamauf	60	71	.845
1973	John Garrett	46	67	.687
1974	Bruce Roe	43	54	.796
1975	John Garrett	77	99	.778
1976	Kyle Macy	85	99	.859
1977	Jerry Sighting	61	69	.884
1978	Jerry Sighting	78	90	.867
1979	Jerry Sighting	103	118	.873
1980	Keith Edmonson	99	126	.786
1981	Kevin Stallings	45	54	.833
1982	Kevin Stallings	32	54	.804
1983	Jim Bullock	96	115	.835
1984	Curt Clawson	45	53	.849
1985	Mack Gadis	58	67	.866
1986	Troy Lewis	91	111	.820
1987	Troy Lewis	105	138	.761
1988	Troy Lewis	72	83	.867
1989	Stephen Scheffler	111	143	.776
1990	Woody Austin	33	40	.825
1991	Jimmy Oliver	99	115	.861
1992	Matt Waddell	66	82	.805
1993	Cuonzo Martin	71	88	.807
1994	Matt Waddell	66	82	.805
1995	Matt Waddell	72	84	.857
1996	Brandon Brantley	78	99	.788
1997	Brad Miller	171	220	.777
1998	Brian Cardinal	122	155	.787
1999	Carson Cunningham	51	64	.797
2000	Carson Cunningham	92	114	.807
2001	Kenneth Lowe	135	156	.865
2002	Rodney Smith	80	102	.784
2003	Kenneth Lowe	126	142	.887



Jerry Sighting



Larry Weatherford



Carson Cunningham

Assists

SINGLE-GAME

Most Assists

AST	Player	Date	Opponent
18	Bruce Parkinson	3/8/75	Minnesota

SEASON

Most Assists

Rk	Player	Year	AST
1.	Bruce Parkinson	1975	207
2.	Brian Walker	1981	205
3.	Brian Walker	1979	198
4.	Everette Stephens	1987	190
5.	Bruce Parkinson	1974	183
6.	Everette Stephens	1988	180
7.	Mack Gadis	1986	178
8.	Steve Reid	1985	172
9.	Tony Jones	1990	171
10.	Brian Walker	1980	169

Assists Per Game

Rk	Player	Year	GP	AST	APG
1.	Bruce Parkinson	1975	28	207	7.39
2.	Brian Walker	1981	32	205	6.41
3.	Everette Stephens	1987	30	190	6.33
4.	Bruce Parkinson	1973	24	147	6.13
5.	Bruce Parkinson	1994	30	183	6.10
6.	Steve Reid	1985	29	172	5.93
7.	Tony Jones	1990	30	171	5.70
8.	Brian Walker	1979	35	198	5.66
9.	Mack Gadis	1986	32	178	5.56
10.	Jerry Sichting	1978	27	142	5.26



Bruce Parkinson

CAREER

Most Assists

Rk	Player	Years	AST
1.	Bruce Parkinson	1973-77	690
2.	Brian Walker	179-81	572
3.	Everette Stephens	1985-88	481
	Tony Jones	1987-90	481
5.	Porter Roberts	1993-96	464
6.	Matt Waddell	1992-95	460
7.	Eugene Parker	1975-78	424
8.	Steve Reid	1983-85	416
9.	Troy Lewis	1985-88	398
10.	Jerry Sichting	1976-79	386
11.	Chad Austin	1995-98	338
12.	Ricky Hall	1981-84	311
	Alan Eldridge	1996-99	311
14.	Herman Gilliam	1967-70	301
15.	Brian Cardinal	1997-00	277
16.	Matt Painter	1990-93	276
17.	Mack Gadis	1983-86	275
18.	Jaraan Cornell	1997-00	269
19.	Larry Weatherford	1969-71	268
20.	Austin Parkinson	2001-	267
21.	Billy Keller	1967-69	259
22.	Brad Miller	1995-98	257
23.	Cuonzo Martin	1992-95	254
24.	Mike Robinson	1997-00	244
25.	Henry Ebershoff	1965-67	242

Assists Per Game


Rk	Player	Years	GP	AST	APG
1.	Bruce Parkinson	1973-77	84	690	8.3
2.	Brian Walker	1979-81	100	572	5.8
3.	Steve Reid	1983-85	88	416	4.8
4.	Henry Ebershoff	1965-67	53	242	4.6
5.	Everette Stephens	1985-88	119	481	4.1
6.	Tony Jones	1987-90	124	481	3.9
	Eugene Parker	1975-78	110	424	3.9
8.	Porter Roberts	1993-96	126	464	3.7
9.	Larry Weatherford	1969-71	76	268	3.6
	Doug Lee	1986-87	62	220	3.6
	Matt Waddell	1992-95	127	460	3.6
12.	Billy Keller	1967-69	75	259	3.5
13.	Herman Gilliam	1967-69	90	301	3.4
14.	Jerry Sichting	1976-79	117	386	3.3
15.	Troy Lewis	1985-88	124	398	3.2



Brian Walker

Year-By-Year Assist Leaders

Year	Player	FG	FG/G
1971	Larry Weatherford	106	4.24
1972	Dennis Gamauf	49	2.58
1973	Bruce Parkinson	147	6.13
1974	Bruce Parkinson	183	6.1
1975	Bruce Parkinson	207	7.39
1976	Eugene Parker	104	3.85
1977	Bruce Parkinson	143	5.11
1978	Jerry Sichting	142	5.26
1979	Brian Walker	198	5.66
1980	Brian Walker	169	5.12
1981	Brian Walker	205	6.41
1982	Kevin Stallings	113	3.53
1983	Ricky Hall	130	4.48
1984	Steve Reid	135	4.66
1985	Steve Reid	172	5.93
1986	Mack Gadis	178	5.56
1987	Everette Stephens	190	6.33
1988	Everette Stephens	180	5.45
1989	Tony Jones	154	4.97
1990	Tony Jones	171	5.7
1991	Jimmy Oliver	89	3.07
1992	Matt Waddell	111	3.36
1993	Matt Painter	127	4.54
1994	Matt Waddell	164	4.82
1995	Porter Roberts	123	3.84
1996	Porter Roberts	158	4.94
1997	Brad Miller	86	2.86
1998	Chad Austin	131	3.74
	Alan Eldridge	131	3.64
1999	Brian Cardinal	82	2.41
2000	Carson Cunningham	140	4.12
2001	Carson Cunningham	141	4.41
2002	Austin Parkinson	140	4.83
2003	Brandon McKnight	69	2.46



Austin Parkinson

Steals

SINGLE-GAME

Most Steals

ST	Player	Date	Opponent
7	Bruce Parkinson	2/20/77	Indiana
7	Brian Cardinal	12/22/98	South Carolina

SEASON

Most Steals

Rk	Player	Year	ST
1.	Brian Walker	1979	88
2.	Brian Cardinal	1999	78
3.	Ricky Hall	1983	67
4.	Bruce Parkinson	1977	65
	Brian Cardinal	1998	65
	Brian Cardinal	2000	65
7.	Brian Walker	1980	58
8.	Everette Stephens	1988	57
	Glenn Robinson	1993	57
10.	Jerry Sichting	1979	56
	Glenn Robinson	1994	56

Steals Per Game

Rk	Player	Year	GP	ST	SPG
1.	Brian Walker	1979	35	88	2.6
2.	Ricky Hall	1983	29	67	2.4
	Bruce Parkinson	1977	28	65	2.4
4.	Brian Cardinal	1999	34	78	2.3
5.	Glenn Robinson	1993	28	57	2.1
	Brian Cardinal	2000	32	65	2.1
7.	Ricky Hall	1984	29	55	1.9
8.	Brian Walker	1980	33	58	1.8
	Everette Stephens	1988	33	57	1.8
	Brad Miller	1997	30	53	1.8
	Brian Cardinal	1998	36	65	1.8

CAREER

Most Steals

Rk	Player	Years	ST
1.	Brian Cardinal	1997-00	259
2.	Brian Walker	1979-81	187
3.	Jaraan Cornell	1997-00	176
4.	Ricky Hall	1981-84	172
5.	Everette Stephens	1985-88	157
6.	Drake Morris	1978-81	149
7.	Bruce Parkinson	1973-77	146
8.	Brad Miller	1995-98	145
9.	Chad Austin	1995-98	131
10.	Willie Deane	2001-03	130
11.	Alan Eldridge	1996-99	126
12.	Tony Jones	1987-90	125
13.	Matt Waddell	1992-95	124
14.	Jerry Sichting	1977-79	119
15.	Glenn Robinson	1993-94	113

Steals Per Game

Rk	Player	Years	GP	ST	SPG
1.	Brian Cardinal	1997-00	132	259	2.0
2.	Brian Walker	1979-81	100	187	1.9
	Glenn Robinson	1993-94	62	113	1.9
4.	Bruce Parkinson	1973-77	84	146	1.8
5.	Ricky Hall	1981-84	104	172	1.7
6.	Jaraan Cornell	1997-00	125	176	1.4
	Everette Stephens	1985-88	119	157	1.4
	Willie Deane	2001-03	92	130	1.4
9.	Drake Morris	1978-81	126	149	1.2
	Steve Reid	1983-85	88	101	1.2
	Brad Miller	1995-98	128	145	1.2
12.	Chad Austin	1995-98	129	131	1.1
	Jerry Sichting	1977-79	117	119	1.1
14.	Tony Jones	1987-90	124	125	1.0
	Matt Waddell	1992-95	127	124	1.0
	Alan Eldridge	1996-99	131	126	1.0

Year-By-Year Steals Leaders


Year	Player	ST	ST/G
1977	Bruce Parkinson	65	2.4
1978	Jerry Sichting	32	1.2
1979	Brian Walker	88	2.6
1980	Brian Walker	58	1.8
1981	Drake Morris	47	1.5
1982	Ricky Hall	49	1.6
1983	Ricky Hall	67	2.4
1984	Ricky Hall	55	1.9
1985	Mark Atkinson	37	1.3
1986	Doug Lee	40	1.3
1987	Everette Stephens	50	1.7
1988	Everette Stephens	57	1.8
1989	Tony Jones	39	1.3
1990	Tony Jones	35	1.2
1991	Chuckie White	29	1.0
1992	Woody Austin	34	1.1
1993	Glenn Robinson	57	2.1
1994	Glenn Robinson	56	1.7
1995	Roy Hairston	32	1.0
1996	Roy Hairston	50	1.6
1997	Brad Miller	53	1.8
1998	Brian Cardinal	65	1.8
1999	Brian Cardinal	78	2.3
2000	Brian Cardinal	65	2.1
2001	Willie Deane	34	1.1
2002	Willie Deane	44	1.5
2003	Willie Deane	52	1.7



Ricky Hall



Roy Hairston



Willie Deane

Blocks

SINGLE-GAME

Most Blocked Shots

BS	Player	Date	Opponent
11	Joe Barry Carroll	12/10/77	Arizona

SEASON

Most Blocked Shots

Rk	Player	Year	BS
1.	Joe Barry Carroll	1978	105
2.	Joe Barry Carroll	1980	92
3.	Joe Barry Carroll	1977	82
4.	Joe Barry Carroll	1979	70
5.	John Allison	2001	68
	Russell Cross	1983	68
7.	Russell Cross	1981	60
8.	John Allison	2002	59
9.	Brad Miller	1998	56
10.	Russell Cross	1982	47

Blocked Shots Per Game

Rk	Player	Year	GP	BS	BPG
1.	Joe Barry Carroll	1978	27	105	3.9
2.	Joe Barry Carroll	1977	28	82	3.0
3.	Joe Barry Carroll	1980	33	92	2.8
	John Allison	2001	25	68	2.8
5.	Russell Cross	1983	29	68	2.4
6.	Joe Barry Carroll	1980	35	70	2.0
7.	John Allison	2002	31	59	1.9
8.	Brad Miller	1998	34	56	1.7
9.	Brad Miller	1997	30	46	1.6
10.	Russell Cross	1981	32	60	1.5
	Russell Cross	1982	32	47	1.5

CAREER

Most Blocked Shots

Rk	Player	Years	BS
1.	Joe Barry Carroll	1977-80	349
2.	Russell Cross	1981-83	175
3.	John Allison	1999-02	165
4.	Brad Miller	1995-98	163
5.	Brandon Brantley	1992-96	114
6.	Everette Stephens	1985-88	94
7.	Gary McQuay	1997-99	74
8.	Melvin McCants	1986-89	69
	Greg McQuay	1999-00	69
10.	Glenn Robinson	1993-94	65
11.	Wayne Walls	1975-78	61
12.	Chuckie White	1989-91	58
13.	Roy Hairston	1995-96	52
14.	Mike Robinson	1997-00	50
15.	Arnette Hallman	1979-80	49
	Todd Mitchell	1985-88	49

Blocked Shots Per Game

Rk	Player	Years	GP	BS	BPG
1.	Joe Barry Carroll	1977-80	95	349	3.7
2.	Russell Cross	1981-83	93	175	1.9
3.	John Allison	1999-02	120	165	1.4
4.	Brad Miller	1995-98	128	163	1.3
5.	Glenn Robinson	1993-94	62	65	1.1
	Greg McQuay	1999-00	67	69	1.1
7.	Chuckie White	1989-91	63	58	1.0
8.	Brandon Brantley	1992-96	129	114	0.9
9.	Arnette Hallman	1979-80	65	49	0.8
	Everette Stephens	1985-88	119	94	0.8
	Gary McQuay	1997-99	94	74	0.8
12.	Wayne Walls	1975-78	110	61	0.6
	Melvin McCants	1986-89	125	69	0.6
14.	Todd Mitchell	1985-88	124	49	0.4
	Mike Robinson	1997-00	132	50	0.4

Year-By-Year Blocked Shots Leaders

Year	Player	BK	BK/G
1977	Joe Barry Carroll	59	2.1
1978	Joe Barry Carroll	105	3.9
1979	Joe Barry Carroll	70	2.0
1980	Joe Barry Carroll	92	2.8
1981	Russell Cross	60	1.5
1982	Russell Cross	47	1.5
1983	Russell Cross	68	2.4
1984	Mark Atkinson	24	0.9
1985	Mark Atkinson	22	0.8
1986	Everette Stephens	34	1.1
1987	Everette Stephens	31	1.1
1988	Everette Stephens	24	0.8
1989	Melvin McCants	11	0.4
1990	Chuckie White	22	0.8
1991	Chuckie White	36	1.3
1992	Cornelius McNary	13	0.5
1993	Glenn Robinson	34	1.3
1994	Brandon Brantley	38	1.2
1995	Brandon Brantley	35	1.1
1996	Brandon Brantley	33	1.1
1997	Brad Miller	46	1.6
1998	Brad Miller	56	1.7
1999	Greg McQuay	28	0.9
2000	Greg McQuay	41	1.3
2001	John Allison	68	2.8
2002	John Allison	59	1.9
2003	Chris Booker	30	1.0



Everette Stephens



Brandon Brantley



John Allison

Miscellaneous Records

GAMES PLAYED

Most Games Played In A Season

Rk	Player	Year	Games
1.	Brian Cardinal	1998	36
	Alan Eldridge	1998	36
	Mike Robinson	1998	36
	Tony Mayfield	1998	36
	Gary McQuay	1998	36
6.	Joe Barry Carroll	1979	35
	Arnette Hallman	1979	35
	Mike Searce	1979	35
	Jerry Sichting	1979	35
	Brian Walker	1979	35
	Steve Walker	1979	35
	Chad Austin	1998	35

Most Games Played In A Career

Rk	Player	Years	Games
1.	Brian Cardinal	1997-01	132
	Mike Robinson	1997-00	132
3.	Keith Edmonson	1979-82	131
	Alan Eldridge	1996-99	131
5.	Mike Searce	1979-82	129
	Brandon Brantley	1992-96	129
	Chad Austin	1995-98	129
8.	Brad Miller	1995-98	128
9.	Cuonzo Martin	1992-95	127
	Matt Waddell	1992-95	127
11.	Drake Morris	1978-81	126
	Porter Roberts	1993-96	126
13.	Melvin McCants	1986-89	125
	Jaraan Cornell	1997-00	125
	Maynard Lewis	1999-02	125

Most Consecutive Games Played

Rk	Player	Years	Games
1.	Keith Edmonson	1979-80-81-82	127
	Cuonzo Martin	1992-93-94-95	127
	Matt Waddell	1992-93-94-95	127



Alan Eldridge

GAMES STARTED

Most Games Started In A Season

Rk	Player	Year	Games
1.	Joe Barry Carroll	1979	35
	Jerry Sichting	1979	35
	Brian Walker	1979	35
	Chad Austin	1998	35
	Alan Eldridge	1998	35
6.	Cuonzo Martin	1994	34
	Glenn Robinson	1994	34
	Watt Waddell	1994	34
	Brian Cardinal	1999	34
	Jaraan Cornell	1999	34

Most Games Started In A Career

Rk	Player	Years	Games
1.	Brian Cardinal	1997-01	125
2.	Melvin McCants	1986-89	121
3.	Bruce Parkinson	1973-77	112
4.	Jaraan Cornell	1997-00	105
5.	Troy Lewis	1985-88	103
	Chad Austin	1995-98	103
7.	Walter Jordan	1975-78	102
	Wayne Walls	1975-78	102
	Cuonzo Martin	1992-95	102
10.	Eugene Parker	1975-78	100
	Todd Mitchell	1985-88	100
12.	Brian Walker	1979-81	99
13.	Keith Edmonson	1979-82	96
	Porter Roberts	1993-96	96
15.	Joe Barry Carroll	1977-80	95
	Alan Eldridge	1996-99	95

MINUTES PLAYED

Most Minutes Played In A Game

Rk	Player	Date	Minutes
1.	Don Beck	1/29/55	70
	Dennis Blind	1/29/55	70
	Joe Sexson	1/29/55	70
	Dan Thornburg	1/29/55	70

Most Minutes Played In A Season

Rk	Player	Year	Minutes
1.	Joe Barry Carroll	1979	1,235

Most Minutes Played In A Career

Rk	Player	Years	Minutes
1.	Troy Lewis	1985-86-87-88	3,859

TRIPLE-DOUBLES

Triple-Doubles

Rk	Player	Date	TD
1.	Joe Barry Carroll	12/10/77	16 pts., 16 reb., 11 bks

DOUBLE-DOUBLES

Most Double-Doubles In A Season

Rk	Player	Year	DD
1.	Terry Dischinger	1960	20
2.	Terry Dischinger	1961	19
	Terry Dischinger	1962	19
4.	Frank Kendrick	1974	18
	Joe Barry Carroll	1979	18
	Glenn Robinson	1994	18
7.	Herman Gilliam	1967	16
8.	Wilson Eison	1959	15
	Dave Schellhase	1966	15
	John Garrett	1975	15
	Joe Barry Carroll	1978	15
	Joe Barry Carroll	1980	15

Most Double-Doubles In A Career

Rk	Player	Years	DD
1.	Terry Dischinger	1960-62	58
2.	Joe Barry Carroll	1977-80	55
3.	Dave Schellhase	1964-66	35
	Herman Gilliam	1967-69	35
5.	John Garrett	1973-75	33
6.	Glenn Robinson	1993-94	31
7.	Walter Jordan	1975-78	30
8.	Bob Ford	1970-72	29
	Frank Kendrick	1972-74	29
10.	Brad Miller	1995-98	28
11.	Wilson Eison	1957-59	26
	William Franklin	1970-72	26
13.	George Faerber	1969-71	18
14.	Don Beck	1953-55	17
15.	Bill Greve	1957-59	16
	Russell Cross	1981-83	16



Joe Barry Carroll

Freshman Records

Most Points Scored

Rk.	Player	Year	Points
1.	Russell Cross	1981	540
2.	Walter Jordan	1975	394
3.	Kyle Macy	1976	373
4.	Melvin McCants	1986	320
5.	Brian Cardinal	1997	319
6.	Jaraan Cornell	1997	307
7.	Troy Lewis	1985	303
8.	Matt Waddell	1992	288
9.	Mike Robinson	1997	280
10.	Wayne Walls	1975	268

Most Points Per Game

Rk.	Player	Year	Points
1.	Russell Cross	1981	16.9
2.	Walter Jordan	1975	14.1
3.	Kyle Macy	1976	13.8
4.	Brian Cardinal	1997	10.6
5.	Troy Lewis	1985	10.4
6.	Jaraan Cornell	1997	10.2
7.	Melvin McCants	1986	10.0
8.	Bruce Parkinson	1973	9.7
	Mike Robinson	1997	9.7
10.	Wayne Walls	1975	9.6

Highest Field Goal Percentage (75 attempts)

Rk.	Player	Year	FG	FGA	PCT
1.	Ian Stanback	1991	73	109	.670
2.	Brad Miller	1995	71	122	.582
3.	Russell Cross	1981	202	357	.566
4.	Melvin McCants	1986	119	216	.551
5.	Jerry Sichting	1976	67	123	.545
6.	Cuonzo Martin	1992	62	119	.521
7.	Walter Jordan	1975	171	330	.519
8.	Matt Waddell	1992	99	193	.513
9.	Troy Lewis	1985	125	245	.510
10.	Joe Barry Carroll	1977	93	187	.497

Most Three-Point Field Goals

Rk.	Player	Year	FG
1.	David Teague	2003	35
2.	Linc Darner	1991	32
3.	Jaraan Cornell	1997	30
4.	Chad Austin	1995	22
5.	Brian Cardinal	1997	21
6.	Loren Clyburn	1989	17
7.	Porter Roberts	1993	16
8.	Mike Robinson	1997	14
9.	Matt Waddell	1992	12
10.	Keith Stewart	1989	9

Highest Three-Point Field Goal Percentage (25 attempts)

Rk.	Player	Year	FG	FGA	PCT
1.	Melvin Buckley	2003	20	47	.426
2.	Chad Austin	1995	22	54	.407
3.	Porter Roberts	1993	16	41	.390
4.	Loren Clyburn	1989	17	44	.386
5.	Linc Darner	1991	32	84	.381
6.	Jaraan Cornell	1997	30	83	.361
6.	David Teague	2003	35	95	.361
8.	Brian Cardinal	1997	21	63	.333
9.	Matt Waddell	1992	12	38	.316
10.	Mike Robinson	1997	14	77	.182

Highest Free Throw Percentage (50 attempts)

Rk.	Player	Year	FG	FGA	PCT
1.	Kyle Macy	1976	85	99	.859
2.	Matt Waddell	1992	78	94	.830
3.	Cuonzo Martin	1992	66	87	.759
4.	Tom Scheffler	1974	42	56	.750
5.	Drake Morris	1978	40	54	.741
6.	Cornelius McNary	1991	37	52	.712
7.	Troy Lewis	1985	53	75	.707
8.	Brian Cardinal	1997	98	139	.705
9.	Mike Searce	1979	38	54	.704
	Jaraan Cornell	1997	57	81	.704

Most Rebounds

Rk.	Player	Year	REB
1.	Joe Barry Carroll	1977	206
2.	Walter Jordan	1975	205
3.	Russell Cross	1981	202
4.	Brian Cardinal	1997	182
5.	Brad Miller	1995	153
6.	Melvin McCants	1986	147
7.	Wayne Walls	1975	142
8.	Mike Robinson	1997	137
9.	Todd Mitchell	1985	125
10.	Brett Buscher	2001	121

Highest Rebounding Average

Rk.	Player	Year	AVG
1.	Joe Barry Carroll	1977	7.4
2.	Walter Jordan	1975	7.3
3.	Russell Cross	1981	6.3
4.	Brian Cardinal	1997	6.1
5.	Wayne Walls	1975	5.1
6.	Bruce Parkinson	1973	4.9
7.	Brad Miller	1995	4.8
8.	Mike Robinson	1997	4.7
9.	Melvin McCants	1986	4.6
10.	Todd Mitchell	1985	4.3

Most Assists

Rk.	Player	Year	AST
1.	Bruce Parkinson	1973	147
2.	Matt Waddell	1992	111
3.	Eugene Parker	1975	100
4.	Kyle Macy	1976	88
5.	Austin Parkinson	2001	73
6.	Travis Trice	1991	70
7.	Keith Stewart	1989	66
8.	Chad Austin	1995	64
9.	Mike Robinson	1997	63
10.	Jerry Sichting	1976	61
	Jaraan Cornell	1997	61

Most Steals

Rk.	Player	Year	ST
1.	Brian Cardinal	1997	51
2.	Jaraan Cornell	1997	46
3.	Kyle Macy	1976	39
4.	Austin Parkinson	2001	28
5.	Brett Buscher	2001	24
	Eugene Parker	1975	24
7.	Chad Austin	1995	23
	Mike Robinson	1997	23
9.	Drake Morris	1978	22
	Mike Searce	1979	22
	Matt Waddell	1992	22

Most Blocked Shots

Rk.	Player	Year	BS
1.	Joe Barry Carroll	1977	82
2.	Russell Cross	1981	60
3.	Gary McQuay	1997	35
4.	Brad Miller	1995	34
5.	Melvin McCants	1986	26
6.	John Allison	1999	20
7.	Wayne Walls	1975	18
8.	Tony Jones	1987	12
9.	Cornelius McNary	1991	11
10.	Jaraan Cornell	1997	9
	Mike Robinson	1997	9
	Brett Buscher	1997	9

Most Games Played

Rk.	Player	Year	GP
1.	Mike Searce	1979	35
2.	Keith Edmonson	1979	34
3.	Cuonzo Martin	1992	33
	Matt Waddell	1992	33
5.	Ted Benson	1980	32
	Russell Cross	1981	32
	Kip Jones	1986	32
	Melvin McCants	1986	32
	Chad Austin	1995	32
	Brad Miller	1995	32
	Brett Buscher	2001	32
	Austin Parkinson	2001	32

Most Games Started

Rk.	Player	Year	GS
1.	Russell Cross	1981	32
2.	Brian Cardinal	1997	30
3.	Melvin McCants	1986	28
4.	Kyle Macy	1976	25
5.	Bruce Parkinson	1973	24
6.	Walter Jordan	1975	21
	Wayne Walls	1975	21
8.	Mike Robinson	1997	20
9.	Eugene Parker	1975	18
	Brad Miller	1995	18

Opponent Records

Team Single Game

Points

128 – Michigan, 2/19/66 (High)
29 – Pittsburgh, 12/15/47 (Low)

Largest Margin of Victory

44 – Illinois 98, Purdue 54, 2/21/48

Points in One Half

67 – Michigan, 2/19/66 (second) (High)
12 – Illinois, 2/18/82 (first) (Low)

Field Goals

52 – Michigan, 2/19/66 (High)
9 – Pittsburgh, 12/15/47 (Low)

Field Goals Attempted

114 – Indiana, 2/23/53 (High)
30 – Minnesota, 3/7/70 (Low)

Field Goal Percentage

.683 (28-41) – Minnesota, 1/19/80 (High)
.156 (15-96) – Northwestern, 1/17/48 (Low)

Three-Point Field Goals

15 – Penn State, 2/17/01 (High)
0 – many times, last Akron, 12/27/00 (Low)

Three-Point Field Goals Attempted

32 – Lafayette, 11/22/98 (High)
0 – Illinois, 2/23/83
0 – Indiana, 3/3/83 (Low)

Three-Point Field Goal Percentage

.800 – twice, last by Stetson (8-10), 11/24/90 (High)
.000 – many times, last Akron, 12/27/00 (Low)

Free Throws

42 – Indiana, 1/19/53 (High)
0 – Western Illinois, 12/9/99 (Low)

Free Throws Attempted

54 – Kansas State, 12/1/58 (High)
1 – Michigan, 1/30/78 (Low)

Free Throw Percentage

1.000 – (22-22) Wisconsin, 2/7/76 (High)
.000 – (0-2) Western Illinois, 12/9/99 (Low)

Rebounds

76 – West Virginia, 12/28/61 (High)
76 – Notre Dame, 1/21/64
14 – Michigan State, 1/13/79 (Low)

Assists

33 – Michigan, 3/7/87 (High)
2 – Duquesne, 12/8/00 (Low)

Turnovers

40 – Iowa, 2/11/74 (High)
5 – Pacific, 12/15/58 (Low)
5 – Minnesota, 2/14/87

Personal Fouls

40 – Ohio State, 3/5/81 (High)
7 – Illinois, 1/21/84 (Low)

Minutes Played

70 – Minnesota, 1/29/55 (6 overtimes)

Individual Single Game

Most Points

50 – Bob Lanier (St. Bonaventure), 12/30/69

Field Goals

20 – Gary Bradds (Ohio State), 1/25/64

Field Goals Attempted

33 – Willie Humes (Idaho State), 12/11/69

Field Goal Percentage

1.000 – (9-9) William Herndon
(Massachusetts), 11/26/90

Three-Point Field Goals

8 – Kirk Manns (Michigan State), 1/25/89

Three-Point Field Goals Attempted

13 – Chris Kingsbury (Iowa), 3/1/95
13 – Doug Altenberger (Illinois), 2/23/87
13 – Joe Crispin (Penn State), 1/6/99

Three-Point Field Goal Percentage

1.000 (5-5) – William Scott (Kansas State), 3/25/88

Free Throws

26 – Greg Graham (Indiana), 2/21/93

Free Throws Attempted

28 – Greg Graham (Indiana), 2/21/93

Free Throw Percentage

1.000 (16-16) – Larry Siegfried (Ohio State), 3/7/59

Rebounds

27 – Joe Franklin (Wisconsin), 3/2/68

Assists

14 – Dean Decker (San Diego State), 12/30/77

Turnovers

13 – Lindsay Hairston (Michigan State), 1/5/74

Minutes Played

70 – Dick Garmaker, Dave Tucker and Bill
Simenrich (Minnesota), 1/29/55

Team Season

Most Points

2,602 – 1997-98, 36 games (High)
1,121 – 1947-48, 20 games (Low)

Average Points

87.0 – 1965-66, 24 games (High)
40.8 – 1954-55, 22 games (Low)

Field Goals

1,007 – 1997-98, 36 games (High)
433 – 1947-48, 20 games (Low)

Field Goals Attempted

2,271 – 1997-98, 36 games (High)
1,476 – 1983-84, 29 games (Low)

Field Goal Percentage

.480 – 1983-84, 29 games (709-1,476) (High)
.270 – 1948-49, 22 games (435-1,608) (Low)

Three-Point Field Goals

205 – 1997-98, 36 games (High)
84 – 1986-87, 30 games (Low)

Three-Point Field Goals Attempted

602 – 1993-94, 34 games (High)
252 – 1986-87, 30 games (Low)

Three-Point Field Goal Percentage

.409 – 1990-91, 29 games (139-340) (High)
.290 – 1995-96, 32 games (139-479) (Low)

Free Throws

586 – 1968-69, 28 games (High)
255 – 1947-78, 20 games (Low)

Free Throws Attempted

837 – 1952-53, 22 games (High)
415 – 1947-48, 20 games (Low)

Free Throw Percentage

.737 – 1975-76, 27 games (399-541) (High)
.737 – 1976-77, 28 games (383-520)
.514 – 1950-51, 22 games (Low)

Rebounds

1,328 – 1973-74, 30 games (High)
792 – 1955-56, 22 games (Low)

Rebound Average

55.1 – 1969-70 (High)
27.6 – 1982-83 (Low)

Assists

570 – 1997-98, 36 games (High)
260 – 1971-72, 24 games (Low)

Turnovers

678 – 1973-74, 30 games (High)
379 – 1989-90, 30 games (Low)

Blocked Shots

118 – 1998-99, 34 games (High)
54 – 1992-93, 28 games (Low)

Steals

275 – 1998-99, 34 games (High)
137 – 1984-85, 29 games (Low)

Personal Fouls

759 – 1999-00, 34 games (High)
377 – 1947-48, 20 games (Low)

NCAA Tournament Records

Team Highs

FG's Made	40 (of 71) vs. Delaware (3/13/98)
FG's Attempted	92 (27 made) vs. UCLA (3/22/69)
FG Percentage	.630 (29-for-46) vs. Arkansas (3/19/83)
3FG's Made	15 (of 27) vs. Kansas (3/24/94)
3FG's Attempted	29 (6 made) vs. Stanford (3/20/98)
3FG Percentage	.643 (9-for-14) vs. Northeastern (3/13/87)
FT's Made	32 (of 44) vs. Indiana (3/13/80)
FT's Attempted	45 (31 made) vs. Northeastern (3/13/87)
FT Percentage	.933 (14-for-15) vs. North Carolina (3/12/77)
Points	104 vs. Northeastern (3/13/87)
Rebounds	52 vs. Central Florida (3/17/94)
Assists	31 vs. Delaware (3/13/98)
Steals	16 vs. Delaware (3/13/98)
Personal Fouls	30 vs. UCLA (3/22/69)
Turnovers	23 vs. Iowa (3/24/80)
Blocked Shots	6 vs. Iowa (3/24/80)
	6 vs. Robert Morris (3/17/83)
	6 vs. Stanford (3/20/98)

Team Lows

FG's Made	18 (of 42) vs. Wisconsin-Green Bay (3/17/95)
FG's Attempted	38 (22 made) vs. Robert Morris (3/12/83)
FG Percentage	.279 (19-for-68) vs. Memphis State (3/17/84)
3FG's Made	3 (of 18) vs. Kansas (3/15/97)
3FG's Attempted	7 (4 made) vs. Northeast Louisiana (3/16/90)
3FG Percentage	.167 (3-for-18) vs. Kansas (3/15/97)
FT's Made	3 (of 5) vs. Duke (3/26/94)
FT's Attempted	5 (of 3) vs. Duke (3/26/94)
Points	48 vs. Memphis State (3/17/84)
Rebounds	23 vs. Temple (3/19/99)
Assists	4 vs. Wisconsin-Green Bay (3/17/95)
Steals	1 vs. Arkansas (3/19/87)
Personal Fouls	10 vs. Detroit (3/15/98)
Turnovers	4 vs. UCLA (3/22/69)
Blocked Shots	0 vs. Northeastern (3/13/87)
	0 vs. Rhode Island (3/18/93)
	0 vs. Detroit (3/15/98)
	0 vs. Oklahoma (3/18/00)

Individual Highs

FG's Made	15 (of 33), G. Robinson vs. Kansas (3/24/94)
FG's Attempted	36 (12 made), R. Mount vs. UCLA (3/22/69)
FG Percentage	1.000 (8-for-8), G. Faerber vs. Miami (Ohio) (3/13/69)
3FG's Made	8 (of 13), C. Martin vs. Kansas (3/24/94)
3FG's Attempted	13 (8 made), C. Martin vs. Kansas (3/24/94)
3FG Percentage	.800 (4-for-5), B. Cardinal vs. Miami (Fla.), 3/14/99
FT's Made	15 (of 21), B. Miller vs. Rhode Island (3/13/97)
FT's Attempted	21 (15 made), B. Miller vs. Rhode Island (3/13/97)
Points	44, G. Robinson vs. Kansas (3/24/94)
Rebounds	16, J. Johnson vs. Marquette (3/15/69)
Assists	10, T. Lewis vs. Northeastern (3/13/87)
	10, E. Stephens vs. Florida (3/15/87)
Steals	6, Brad Miller vs. Delaware (3/13/98)
Blocked Shots	5, R. Cross vs. Robert Morris (3/12/83)

Opponent Team Highs

FG's Made	38 (of 78) by LSU (3/13/86)
FG's Attempted	78 (33 made) by St. John's (3/8/80)
	78 (38 made) by LSU (3/13/86)
FG Percentage	.652 (30-for-46) by Temple (3/14/91)
3FG's Made	8 (of 10) by Kansas State (3/25/88)
	8 (of 20) by Alabama (3/19/94)
	8 (of 17) by Kansas (3/24/94)
	8 (of 22) by Detroit (3/15/98)
	8 (of 23) by Temple (3/19/99)
3FG's Attempted	26 (of 6) by LSU (3/17/03)
3FG Percentage	.800 (8-for-10) by Kansas State (3/25/88)
FT's Made	29 (of 38) by Northeastern (3/13/87)
FT's Attempted	41 (28 made) by UCLA (3/22/69)
FT Percentage	.923 (12-for-13) by Texas (3/18/90)
Points	95 by Northeastern (3/13/87)
Rebounds	61 by UCLA (3/22/69)
Assists	26 by Florida (3/15/87)
Steals	13 by Temple (3/19/99)
Personal Fouls	34 by Northeastern (3/13/87)
Turnovers	26 by North Carolina (3/20/69)
Blocked Shots	8 by Georgia (3/16/96)

Opponent Team Lows

FG's Made	18 (of 40) by Wisconsin-Green Bay (3/17/95)
FG's Attempted	40 (18 made) by Wisconsin-Green Bay (3/17/95)
FG Percentage	.217 (10-for-46) by Miami (Fla.) (3/14/99)
3FG's Made	1 (of 14) by Miami (Fla.) (3/14/99)
3FG's Attempted	10 (8 made) by Kansas State (3/25/88)
	10 (6 made) by Temple (3/14/91)
	10 (3 made) by Georgia (3/16/96)
	10 (4 made) by Kansas (3/15/97)
3FG Percentage	.071 (1-for-14) by Miami (Fla.) (3/14/99)
FT's Made	4 (of 8) by Memphis (3/19/95)
FT's Attempted	6 (5 made) by Robert Morris (3/17/83)
Points	48 by Wisconsin-Green Bay (3/17/95)
Rebounds	19 by Arkansas (3/19/83)
Assists	5 by North Carolina (3/12/77)
Steals	1 by Oklahoma (3/18/00)
Personal Fouls	8 by Delaware (3/13/98)
Turnovers	4 by Rhode Island (3/18/93)
Blocked Shots	0 by La Salle (3/6/80)
	0 by Robert Morris (3/17/83)
	0 by Oklahoma (3/18/00)
	0 by Texas (3/17/03)

Opponent Individual Highs

FG's Made	15 (of 20), L. Alcindor, UCLA (3/22/69)
FG's Attempted	23 (11 made), D. Riddick, Fairleigh Dickinson (3/17/88)
FG Percentage	1.000 (6-for-6), M. Jones, Florida (3/15/87)
3FG's Made	5 (of 5), W. Scott, Kansas State (3/25/88)
	5 (of 10), D. Ferguson, Detroit (3/15/98)
	5 (of 12), M. Karcher, Temple (3/19/99)
	5 (of 9), J. Bryant, Wisconsin (3/25/00)
3FG's Attempted	12 (5 made), M. Karcher, Temple (3/19/99)
3FG Percentage	1.000 (5-for-5), W. Scott, Florida (3/25/88)
FT's Made	13 (of 17), M. Brooks, La Salle (3/6/80)
FT's Attempted	17 (13 made), M. Brooks, La Salle (3/6/80)
Points	37, L. Alcindor, UCLA (3/22/69)
Rebounds	20, L. Alcindor, UCLA (3/22/69)
Assists	12, S. Henson, Kansas State (3/25/88)
Steals	6, P. Sanchez, Temple (3/19/99)
Blocked Shots	7, T. Bell, Georgia (3/16/96)

Mackey Arena Records

Team Single Game

Points

120 – vs. Indiana (76), 3/8/69 (High)
34 – by Illinois, 1/30/85 (Low)

Points Both Teams

219 – vs. Michigan (116-103), 1/31/70 (High)
88 – vs. Illinois (54-34), 1/30/85 (Low)

Points One Half

66 – vs. Iowa, 3/13/71 (High)
13 – by E. Illinois vs. E. Tenn St., 12/4/92 (Low)

Largest Margin of Victory by Purdue

56 – Purdue (106) vs. Tampa (50), 12/10/83

Largest Margin of Victory by Opponents

21 – Illinois (82) vs. Purdue (61), 2/10/01

Field Goals

53 – vs. San Jose State, 12/19/72 (High)
13 – vs. Michigan State, 1/24/82 (Low)

Field Goals Attempted

105 – vs. Michigan, 1/31/70 (High)
30 – vs. Minnesota, 3/7/70 (Low)

Field Goal Percentage

.770 – vs. Long Island (47-61), 11/14/97 (High)
.250 – by Prairie View A&M vs. Central Michigan (20-80), 12/7/91 (Low)

Three-Point Field Goals

14 – vs. San Diego, 12/7/02 (High)
14 – vs. Valparaiso, 12/28/02
0 – many times, last by Weber State, 12/4/92 (Low)

Three-Point Field Goals Attempted

35 – by Valparaiso vs. E. Washington, 12/12/98 (High)
1 – three times, last by Weber State, 12/4/92 (Low)

Three-Point Field Goal Percentage

.800 – by Stetson (8-10), 11/24/90 (High)
.800 – vs. Northwestern (8-10), 1/25/92
.000 – many times, last vs. Weber St., 12/4/92 (Low)

Free Throws

40 – vs. Indiana, 3/8/69 (High)
0 – by Western Illinois, 12/9/99 (Low)

Free Throws Attempted

52 – vs. Idaho State, 12/11/69 (High)
1 – by Indiana, 1/21/78 (Low)

Free Throw Percentage

1.000 – by Valparaiso (13-13), 12/11/98 (High)
.000 – by Western Illinois, 12/9/99 (Low)

Rebounds

69 – by Idaho State, 12/11/69 (High)
14 – by Michigan State, 1/13/79 (Low)

Assists

37 – vs. Long Island, 11/14/97 (High)
2 – twice, last by Duquesne, 12/8/00 (Low)

Turnovers

38 – vs. Clemson, 12/5/73 (High)
5 – vs. Wisconsin, 2/14/85 (Low)

Personal Fouls

35 – by Idaho State, 12/11/69 (High)
35 – by Ohio State, 1/10/81
35 – by Minnesota, 2/16/91
7 – vs. Western Michigan, 12/19/95 (Low)
7 – vs. Eastern Illinois, 11/29/98

Disqualifications

6 – vs. Illinois State, 12/22/73

Blocked Shots

9 – vs. Appalachian State, 12/2/00 (High)
0 – many, last vs. Indiana, 3/3/01 (Low)

Steals

19 – vs. Minnesota, 2/19/00 (High)
1 – by Iowa, 1/13/01 (Low)

Individual Single Game

Most Points

61 – Rick Mount vs. Iowa, 2/28/70

Field Goals

27 – Rick Mount vs. Iowa, 2/28/70

Field Goals Attempted

47 – Rick Mount vs. Iowa, 2/28/70

Field Goal Percentage

1.000 – George Faerber (12-12) vs. Iowa, 3/13/71

Three-Point Fields Goals

7 – Woody Austin vs. Northwestern, 1/25/92
7 – Troy Lewis vs. Iowa State, 11/24/87
7 – Shannon Taylor (Eastern Washington) vs. Valparaiso, 12/12/98
7 – Jaraan Cornell vs. Ohio State, 1/21/98
7 – Maynard Lewis, vs. Illinois State, 3/14/01

Three-Point Field Goals Attempted

14 – Shannon Taylor (Eastern Washington) vs. Valparaiso, 12/12/98

Three-Point Field Goal Percentage

1.000 – Jimmy Oliver (4-4) vs. Long Beach St., 11/29/88

1.000 – Carson Cunningham (4-4) vs. Central Michigan, 12/22/99

Free Throws

18 – Kevin Martin (UNC-Asheville), 12/13/98

Free Throws Attempted

21 – Chuckie White vs. Minnesota, 2/16/91

Free Throw Percentage

1.000 – Rick Mount (13-13) vs. Ohio, 12/14/68
1.000 – Glenn Vidnovic (13-13) of Iowa, 2/2/69

Rebounds

21 – many times, last William Franklin vs. Ohio St., 1/9/72

Assists

18 – Bruce Parkinson vs. Minnesota, 3/8/75

Turnovers

13 – Lindsay Hairston of Michigan State, 1/5/74

Blocks

7 – John Allison vs. Auburn, 3/20/01

Steals

7 – Bruce Parkinson vs. Indiana, 2/20/77



Chuckie White



Woody Austin

Boilermakers On National Television



Date	Opponent	Site	Result
3/26/03	Texas	N	L, 67-77
3/24/03	LSU	N	W, 80-56
3/9/01	Illinois	N	L, 66-83
2/4/01	Michigan State	A	L, 55-72
3/25/00	Wisconsin	N	L, 60-64
3/23/00	Gonzaga	N	W, 75-66
3/18/00	Oklahoma	N	W, 66-62
3/16/00	Dayton	N	W, 62-61
1/22/00	Indiana	H	W, 83-77
3/19/99	Temple	N	L, 55-77
3/14/99	Miami (Fla.)	N	W, 73-63
3/12/99	Texas	N	W, 58-54
1/23/99	Michigan	H	W, 81-71
1/16/99	Indiana	H	L, 76-87
3/20/98	Stanford	N	L, 59-67
3/15/98	Detroit	N	W, 80-65
3/13/98	Delaware	N	W, 95-56
3/8/98	Michigan	N	L, 67-76
3/7/98	Illinois	N	W, 68-47
3/1/98	Michigan State	A	W, 99-96 (ot)
1/18/98	Indiana	A	L, 88-94
12/27/97	Providence	H	W, 81,79
3/15/97	Kansas	N	L, 61-75
3/13/97	Rhode Island	N	W, 83-76 (OT)
3/8/97	Illinois	H	W, 77-69
2/23/97	Michigan	H	W, 67-58
3/16/96	Georgia	N	L, 69-76
3/14/96	West Carolina	N	W, 73-71
2/25/96	Indiana	A	W, 74-72
2/3/96	Michigan State	H	W, 56-51
3/19/95	Memphis	N	L, 73-75
3/17/95	Wis.-Green Bay	N	W, 49-48
3/12/95	Michigan	H	W, 73-67
2/26/95	Wisconsin	H	W, 66-56
2/12/95	Indiana	A	L, 73-82
3/26/94	Duke	N	L, 60-69
3/24/94	Kansas	N	W, 83-78
3/19/94	Alabama	N	W, 83-73
3/17/94	Central Florida	N	W, 98-67
2/6/94	Iowa	A	W, 87-78
1/9/94	Seton Hall	H	W, 69-67
3/18/93	Rhode Island	N	L, 68-74
3/14/93	Ohio State	H	L, 62-72
2/21/93	Indiana	A	L, 78-93
2/7/93	Michigan	H	L, 70-80
3/14/91	Temple	N	L, 63-80
3/18/90	Texas	N	L, 72-73
3/16/90	NE Louisiana	N	W, 75-63
3/25/88	Kansas State	N	L, 70-73
3/19/88	Memphis State	N	W, 100-73
3/17/88	F. Dickinson	N	W, 94-79
3/5/88	Michigan	H	W, 80-67
2/21/88	Indiana	H	W, 95-85
1/23/88	Louisville	A	W, 91-85
3/15/87	Florida	N	L, 66-85
3/13/87	Northeastern	N	W, 104-94
3/13/86	LSU	N	L, 87-94 (2OT)

Date	Opponent	Site	Result
3/14/03	Michigan State	N	L, 42-54
1/14/03	Michigan State	H	W, 72-60
12/21/02	Arizona State	N	L, 53-70
3/7/02	Iowa	N	L, 72-87
2/16/02	Michigan State	H	L, 59-62
1/23/02	Indiana	A	L, 52-66
3/8/01	Minnesota	N	W, 91-77
1/23/01	Indiana	A	L, 55-79
11/29/00	Virginia	A	L, 79-98
3/10/00	Wisconsin	N	L, 66-78
2/29/00	Indiana	A	L, 65-79
2/24/00	Michigan	A	W, 78-75
2/8/00	Michigan State	H	W, 70-67
11/24/99	North Carolina	N	L, 75-90
11/23/99	Florida	N	W, 79-68
11/22/99	Chaminade	N	W, 96-78
3/4/99	Michigan	N	L, 73-79 (OT)
2/16/99	Michigan State	A	L, 69-82
2/9/99	Indiana	A	W, 86-81 (OT)
1/19/99	Ohio State	A	L, 43-72
11/27/98	Gonzaga	N	W, 83-68
11/25/98	Illinois-Chicago	N	W, 77-61
11/22/98	Lafayette	H	W, 72-67
3/6/98	Indiana	N	W, 76-71
2/25/98	Minnesota	H	W, 87-83
2/10/98	Indiana	H	W, 94-89
1/13/98	Illinois	A	W, 68-58
1/2/98	Minnesota	A	W, 83-79
12/6/97	Louisville	A	W, 87-69
12/3/97	Kentucky	N	L, 75-89
11/29/97	North Carolina	N	L, 69-73
11/28/97	Massachusetts	N	W, 82-69
2/18/97	Indiana	A	W, 89-87 (OT)
1/7/97	Iowa	H	L, 56-59
12/21/96	Oklahoma	A	L, 58-82
12/3/96	Kentucky	N	L, 87-101
2/20/96	Illinois	A	W, 74-71
2/15/96	Ohio State	A	W, 63-55
1/31/96	Michigan	A	W, 80-59
1/16/96	Indiana	H	W, 74-69
1/3/96	Iowa	H	W, 85-61
12/6/95	Oklahoma	H	W, 77-63
11/25/95	Memphis	N	L, 76-91
2/7/95	Michigan State	A	W, 78-69
1/31/95	Indiana	H	W, 76-66
1/10/95	Illinois	H	L, 58-62
1/3/95	Michigan	A	L, 61-71
11/30/94	Missouri	N	L, 66-69
3/3/94	Minnesota	H	W, 86-70
2/1/94	Michigan	H	L, 62-63
1/18/94	Indiana	H	W, 83-76 (OT)
11/27/93	Portland	N	W, 88-73
11/26/93	Weber State	N	W, 97-78
2/25/93	Illinois	A	L, 70-78 (2OT)
1/19/93	Indiana	H	L, 65-74
11/28/92	Connecticut	N	W, 73-69
2/11/92	Illinois	H	L, 71-76
1/28/92	Indiana	A	L, 65-106
1/2/92	North Carolina	A	L, 50-78
11/21/91	Ball State	H	W, 56-48
2/18/91	Michigan	A	W, 83-77 (2OT)
1/14/91	Indiana	H	L, 62-65

12/22/90	North Carolina	H	L, 74-86
2/19/90	Indiana	H	W, 72-49
2/5/90	Northwestern	A	W, 67-60
11/24/89	Ball State	H	W, 57-43
2/20/89	Illinois	A	L, 75-102
2/6/89	Ohio State	A	L, 58-70
1/9/89	Indiana	H	L, 73-74
12/8/88	Connecticut	H	W, 88-73
2/15/88	Iowa	A	W, 73-67
1/4/88	Illinois	A	W, 81-68
11/30/87	Illinois State	A	W, 68-61
2/23/87	Illinois	A	W, 76-75 (OT)
1/19/87	Iowa	H	L, 67-70
1/5/87	Michigan	H	W, 89-72
11/30/85	North Carolina	N	L, 62-73



Date	Opponent	Site	Result
12/9/95	Villanova	N	L, 50-67
2/10/91	Indiana	A	L, 63-81
2/3/91	Ohio State	A	L, 59-66
3/4/90	Michigan	H	W, 79-77
2/26/89	Iowa	A	L, 67-84
2/12/89	Indiana	A	L, 62-64
1/29/89	Michigan	H	L, 88-99
2/7/88	Michigan	A	W, 91-87
1/18/87	Louisville	H	W, 88-73



Date	Opponent	Site	Result
1/22/03	Illinois	A	L, 62-75
3/9/01	Illinois	N	L, 66-83
3/8/01	Minnesota	N	W, 91-77
12/1/99	NC State	H	L, 59-61
12/5/98	Xavier	A	W, 71-57
11/17/97	Valparaiso	A	W, 73-56
12/30/96	Texas Christian	A	L, 69-97
1/10/96	Northwestern	A	W, 67-51

Purdue's W-L By Network*

Network	Home	Away	Neutral	Total
CBS	11-2	4-5	19-16	34-23
ESPN	16-10	16-13	8-10	40-33
ABC	2-1	1-4	0-1	3-6
ESPN 2	0-1	3-1	1-1	4-3
Raycom	53-8	27-15	5-0	85-23
ESPN Plus ^	49-12	18-25	5-2	72-39
Creative Sports	18-3	9-6	1-1	28-10
Big Ten Raycom	14-2	3-5	1-1	18-8
Purdue	7-0	3-5	0-0	10-5
Farm Bureau	22-0	13-3	7-1	42-4
Lorimar	2-0	0-2	0-0	2-2
WFLI	3-0	0-0	0-0	3-0
WTTV	0-0	0-0	0-2	0-2
Totals	197-39	97-84	47-35	341-158

* Page reflects game on television from 1985-86 season to present
 ^ Current primary carrier




Overtime Games

Date	Result	Score	Overtimes	Opponent	Location
1914	L	24-28	1	Wisconsin	W. Lafayette, Ind.
1915	L	14-18	1	Minnesota	Minneapolis, Minn.
1918	L	22-23	1	Northwestern	W. Lafayette, Ind.
1929	W	25-20	1	Loyola-Chicago	W. Lafayette, Ind.
2/15/30	W	27-25	1	Ohio State	Columbus, Ohio
1940	W	48-43	1	Wisconsin	Madison, Wis.
1941	L	42-48	1	Wisconsin	Madison, Wis.
1941	W	52-49	1	Iowa	Iowa City, Iowa
12/8/53	W	77-73	1	Bradley	Peoria, Ill.
1/17/55	L	88-93	1	Northwestern	Evanston, Ill.
1/29/55	L	56-59	6	Minnesota	W. Lafayette, Ind.
2/14/59	W	65-63	1	Northwestern	Evanston, Ill.
2/13/60	L	89-93	2	Illinois	Champaign, Ill.
1/2/63	W	83-79	1	Drake	W. Lafayette, Ind.
12/21/66	W	79-69	1	Army	W. Lafayette, Ind.
12/5/70	L	98-100	1	Tulsa	Tulsa, Okla.
1/16/71	W	97-92	1	Minnesota	W. Lafayette, Ind.
12/11/71	L	66-72	1	Clemson	Clemson, S.C.
12/5/73	L	80-81	1	Clemson	W. Lafayette, Ind.
12/8/73	L	85-86	1	Miami (Ohio)	Oxford, Ohio
1/5/74	W	77-75	1	Michigan State	W. Lafayette, Ind.
1/21/74	W	85-84	1	Michigan	W. Lafayette, Ind.
2/11/74	L	111-112	3	Iowa	Iowa City, Iowa
1/13/75	W	73-72	1	Northwestern	W. Lafayette, Ind.
1/3/76	W	111-110	2	Minnesota	Minneapolis, Minn.
3/6/76	W	94-87	1	Minnesota	W. Lafayette, Ind.
12/4/76	W	68-62	1	Providence	Providence, R.I.
1/15/77	W	66-64	1	Minnesota	Minneapolis, Minn.
2/24/77	W	78-74	1	Minnesota	Minneapolis, Minn.
12/21/77	L	80-84	1	Miami (Ohio)	W. Lafayette, Ind.
1/24/80	W	73-60	1	Wisconsin	Madison, Wis.
3/5/81	L	92-93	3	Ohio State	Columbus, Ohio
3/7/81	W	67-61	1	Michigan	Ann Arbor, Mich.
3/25/81	W	75-72	1	West Virginia	New York, N.Y.
1/21/82	W	66-60	1	Ohio State	Columbus, Ohio
1/27/83	W	80-77	3	Michigan	Ann Arbor, Mich.
11/30/83	W	90-83	1	Louisville	Louisville, Ky.
12/3/83	W	67-58	3	Miami (Ohio)	Oxford, Ohio
2/18/84	W	67-64	1	Michigan	Ann Arbor, Mich.
1/10/85	L	72-81	1	Michigan State	W. Lafayette, Ind.
1/2/86	W	76-73	1	Iowa	W. Lafayette, Ind.
1/23/86	L	70-71	1	Indiana	Bloomington, Ind.
3/13/86	L	87-94	2	Louisiana State	Baton Rouge, La.
1/22/87	W	87-86	1	Illinois	W. Lafayette, Ind.
2/23/87	W	76-75	1	Illinois	Champaign, Ill.
12/3/87	W	80-78	1	Wichita State	Wichita, Kan.
1/13/90	W	81-79	1	Indiana	Bloomington, Ind.
2/18/91	W	83-77	2	Michigan	Ann Arbor, Mich.
1/8/92	L	72-74	1	Illinois	Champaign, Ill.
1/11/92	W	77-69	1	Iowa	W. Lafayette, Ind.
2/11/92	L	71-76	1	Illinois	W. Lafayette, Ind.
2/13/93	W	90-87	2	Wisconsin	Madison, Wis.
2/25/93	L	70-78	2	Illinois	Champaign, Ill.
12/8/93	W	84-82	1	New Orleans	New Orleans, La.
1/18/94	W	83-76	1	Indiana	W. Lafayette, Ind.
11/27/94	W	88-87	1	Iowa State	Hilo, Hawaii
2/18/97	W	89-87	1	Indiana	Bloomington, Ind.
3/13/97	W	83-76	1	Rhode Island	Memphis, Tenn.
3/1/98	W	99-96	1	Michigan State	E. Lansing, Mich.
2/9/99	W	86-81	1	Indiana	Bloomington, Ind.
3/4/99	L	73-79	1	Michigan	Chicago, Ill.
1/8/00	L	86-88	2	Michigan	W. Lafayette, Ind.
2/21/01	L	72-78	1	Iowa	Iowa City, Iowa
3/23/01	L	77-85	1	Alabama	W. Lafayette, Ind.
12/2/01	W	84-83	1	SW Missouri State	Las Vegas, Nev.
2/1/03	W	80-77	1	Iowa	Iowa City, Iowa

Overtime Notes

All-Time Overtime Record	42-24
Overtime Road Record	26-13
Overtime Home Record	12-9
Overtime Neutral Record	4-2
Single Overtime Record	37-17
Double Overtime Record	3-4
Triple Overtime Record	2-2
Most Overtimes Played	6, (56-59, L vs. Minnesota)
Consecutive Overtime Games	2, three times, 1980-81, 1983-84, 1991-92
Big Ten Overtime Record	29-17
Non Big Ten Overtime Record	13-7
Most Common Opponent In Overtime Games ...	Michigan and Minnesota (7 times)
Longest Winning Streak In Overtime Games ...	7, (3/7/81-2/18/84 and 12/8/93-2/9/99)
Longest Losing Streak in Overtime Games	4, (3/4/99-3/23/01)
Most Overtime Games In A Single Season	4, 1973-74
Postseason Overtime Record	1-3



Purdue and Minnesota battled through six overtimes in 1955.

100-Point Games / Victory Margins

100-Point Games

Date	Result	Score	Opponent	Location
1/3/54	W	109-92	Bradley	Peoria, Ill.
1/31/59	W	102-81	Illinois	W. Lafayette, Ind.
2/10/62	W	105-93	Indiana	W. Lafayette, Ind.
2/17/62	W	100-88	Illinois	Champaign, Ill.
2/19/62	W	115-90	Notre Dame	South Bend, Ind.
2/4/63	W	103-81	Michigan State	W. Lafayette, Ind.
12/30/63	W	101-53	Dartmouth	W. Lafayette, Ind.
1/21/64	W	112-103	Notre Dame	South Bend, Ind.
2/3/64	W	101-98	Michigan State	W. Lafayette, Ind.
1/4/66	W	109-92	Notre Dame	South Bend, Ind.
12/29/66	W	112-73	Rochester	Rochester, N.Y.
12/16/67	W	107-92	Tulane	New Orleans, La.
1/29/68	W	105-89	Michigan	W. Lafayette, Ind.
12/5/68	W	116-84	North Dakota	W. Lafayette, Ind.
12/14/68	W	100-89	Ohio	W. Lafayette, Ind.
1/25/69	W	102-79	Minnesota	Minneapolis, Minn.
2/22/69	W	107-68	Northwestern	W. Lafayette, Ind.
3/4/69	W	116-87	Michigan	W. Lafayette, Ind.
3/8/69	W	120-76	Indiana	W. Lafayette, Ind.
12/9/69	W	100-64	Butler	W. Lafayette, Ind.
12/11/69	W	116-95	Idaho State	W. Lafayette, Ind.
1/10/70	W	103-96	Michigan	W. Lafayette, Ind.
1/31/70	W	116-103	Michigan	Ann Arbor, Mich.
2/3/70	W	105-86	Michigan State	W. Lafayette, Ind.
2/24/70	W	108-94	Minnesota	Minneapolis, Minn.
2/28/70	L	107-108	Iowa	W. Lafayette, Ind.
3/3/70	W	101-98	Michigan State	E. Lansing, Mich.
2/27/71	W	100-70	Michigan State	W. Lafayette, Ind.
3/13/71	W	110-84	Iowa	W. Lafayette, Ind.
12/7/71	W	112-85	Northern Illinois	W. Lafayette, Ind.
12/14/71	W	106-84	Indiana State	W. Lafayette, Ind.
12/4/72	W	115-79	St. Joseph's (Ind.)	W. Lafayette, Ind.
12/9/72	W	101-70	TCU	W. Lafayette, Ind.
12/19/72	W	119-86	San Jose State	W. Lafayette, Ind.
12/1/73	W	117-71	Southern Illinois	W. Lafayette, Ind.
12/3/73	W	103-81	St. Joseph's (Ind.)	W. Lafayette, Ind.
12/22/73	W	114-85	Illinois State	W. Lafayette, Ind.
12/28/73	W	106-91	SubPac	Honolulu, Hawaii
2/11/74	L	111-112 (3 OT)	Iowa	Iowa City, Iowa
2/16/74	W	107-80	Wisconsin	W. Lafayette, Ind.
12/3/74	W	104-77	Ball State	W. Lafayette, Ind.

12/14/74	W	114-91	Western Kentucky	Indianapolis, Ind.
2/3/75	W	107-72	Iowa	W. Lafayette, Ind.
2/15/75	W	114-91	Illinois	W. Lafayette, Ind.
3/8/75	W	100-72	Minnesota	W. Lafayette, Ind.
1/3/76	W	111-110 (2 OT)	Minnesota	Minneapolis, Minn.
2/12/77	W	102-84	Northwestern	Evanston, Ill.
12/5/79	W	105-59	SE Louisiana	W. Lafayette, Ind.
12/1/80	W	104-75	Loyola (Calif.)	W. Lafayette, Ind.
12/11/80	W	101-86	Oklahoma	W. Lafayette, Ind.
12/10/83	W	106-50	Tampa	W. Lafayette, Ind.
1/19/86	W	100-73	Wisconsin	W. Lafayette, Ind.
3/13/87	W	104-94	Northeastern	Syracuse, N.Y.
11/20/87	W	102-88	Arkansas-Little Rock	W. Lafayette, Ind.
12/20/87	W	101-72	Kansas State	W. Lafayette, Ind.
12/30/87	W	110-82	Miami (Fla.)	W. Palm Beach, Fla.
3/19/88	W	100-73	Memphis State	South Bend, Ind.
11/29/88	W	100-53	Long Beach State	W. Lafayette, Ind.
12/6/91	W	103-57	Prairie View	W. Lafayette, Ind.
12/17/91	W	101-75	Stetson	W. Lafayette, Ind.
12/10/93	W	114-90	Houston	Indianapolis, Ind.
12/30/93	W	108-73	Weber State	Ogden, Utah
1/22/94	W	101-63	Ohio State	W. Lafayette, Ind.
11/14/97	W	119-95	Long Island	W. Lafayette, Ind.
11/20/97	W	107-80	NE Louisiana	W. Lafayette, Ind.
12/13/97	W	107-82	San Francisco	W. Lafayette, Ind.
12/22/97	W	118-77	Florida A&M	W. Lafayette, Ind.
2/7/98	W	107-75	Ohio State	Columbus, Ohio
11/13/98	W	101-64	UNC-Asheville	W. Lafayette, Ind.

Largest Victory Margins

Rk.	Date	Margin	Score	Opponent	Location
1.	1/10/10	106	112-6	Indiana State	W. Lafayette, Ind.
2.	1901	68	77-9	Lafayette H.S.	W. Lafayette, Ind.
3.	1912	59	67-8	Earlham	W. Lafayette, Ind.
4.	1902	57	67-10	Yale	W. Lafayette, Ind.
5.	1909	57	63-6	Indiana State	W. Lafayette, Ind.
6.	12/10/83	56	106-50	Tampa	W. Lafayette, Ind.
7.	12/30/63	48	101-53	Dartmouth	W. Lafayette, Ind.
	1/14/29	48	64-16	Chicago	W. Lafayette, Ind.
9.	11/29/88	47	100-53	Long Beach State	W. Lafayette, Ind.
	1902	47	71-24	Butler	W. Lafayette, Ind.
	1910	47	62-15	Indiana	W. Lafayette, Ind.
	12/28/36	47	68-21	Montana	W. Lafayette, Ind.
13.	12/1/73	46	117-71	Southern Illinois	W. Lafayette, Ind.
	12/5/79	46	105-59	SE Louisiana	W. Lafayette, Ind.
	12/6/9	46	103-57	Prairie View	W. Lafayette, Ind.
	12/2/30	46	60-14	Ohio State	W. Lafayette, Ind.
	1902	46	71-25	Indiana	W. Lafayette, Ind.

Worst Defeats

Rk.	Date	Margin	Score	Opponent	Location
1.	2/21/48	44	98-54	Illinois	Champaign, Ill.
2.	3/2/85	43	86-43	Illinois	Champaign, Ill.
3.	1908	42	53-11	Chicago	Chicago, Ill.
4.	1/28/92	41	106-65	Indiana	Bloomington, Ind.
5.	2/23/53	37	113-78	Indiana	Bloomington, Ind.
6.	2/15/54	36	86-50	Indiana	W. Lafayette, Ind.
	3/7/87	36	104-68	Michigan	Ann Arbor, Mich.
8.	2/19/66	34	128-94	Michigan	Ann Arbor, Mich.
	2/8/54	34	89-55	Illinois	Champaign, Ill.
10.	1/25/75	33	104-74	Indiana	Bloomington, Ind.
11.	1905	32	49-17	Wabash	Crawfordsville, Ind.
12.	1/25/47	31	74-43	Notre Dame	South Bend, Ind.
	1907	31	40-9	Wabash	W. Lafayette, Ind.
14.	1/28/61	30	92-62	Ohio State	Columbus, Ohio
15.	1/19/99	29	72-43	Ohio State	Columbus, Ohio



Mike Searce reacts to a call during a 29-point victory over Loyola (Calif.) during the 1980-81 season.

1,000-Point Scorers




1. RICK MOUNT

Lebanon, Ind. (1968-70) – 2,323 points

Year	GP	FGM	FGA	PCT	FTM	FTA	PCT	PF	REB	TP	AVG
1967-68	24	259	593	.437	165	195	.846	52	67	683	28.4
1968-69	28	366	710	.515	200	236	.847	60	90	932	33.3
1969-70	20	285	582	.489	138	166	.831	41	54	708	35.4
Totals	72	910	1885	.484	503	597	.843	153	211	2323	32.3



Rick Mount



2. JOE BARRY CARROLL

Denver, Colo. (1977-80) – 2,175 points

Year	GP	FGM	FGA	PCT	FTM	FTA	PCT	PF	REB	TP	AVG
1976-77	28	93	187	.497	34	54	.630	76	206	220	7.9
1977-78	27	163	312	.522	95	143	.664	92	288	421	15.6
1978-79	35	318	545	.583	162	253	.640	100	352	798	22.8
1979-80	33	301	558	.539	134	203	.660	92	302	736	22.3
Totals	123	875	1602	.546	425	653	.651	360	1148	2175	17.7

3. DAVE SCHELLHASE

Evansville, Ind. (1964-66) – 2,074 points

Year	GP	FGM	FGA	PCT	FTM	FTA	PCT	PF	REB	TP	AVG
1963-64	24	213	441	.482	163	211	.773	72	271	589	24.5
1964-65	24	249	559	.451	206	262	.790	83	195	704	29.3
1965-66	24	284	611	.464	213	276	.771	76	255	781	32.5
Totals	72	746	1611	.463	582	749	.777	231	721	2074	28.8



Dave Schellhase



4. TROY LEWIS

Anderson, Ind. (1985-88) – 2,038 points

Year	GP	FGM	FGA	PCT	3PT	3PT	PCT	FTM	FTA	PCT	PF	REB	TP	AVG
1984-85	29	125	245	.510	--	--	--	53	75	.707	29	55	303	10.4
1985-86	32	249	477	.522	--	--	--	91	111	.820	52	126	589	18.4
1986-87	30	200	429	.466	51	122	.418	105	138	.761	38	132	556	18.5
1987-88	33	209	417	.501	100	216	.463	72	83	.867	48	152	590	17.9
Totals	124	783	1568	.499	151	338	.447	321	407	.789	167	465	2038	16.4


5. TERRY DISCHINGER

Terre Haute, Ind. (1960-62) – 1,979 points

Year	GP	FGM	FGA	PCT	FTM	FTA	PCT	PF	REB	TP	AVG
1959-60	23	201	368	.546	203	260	.781	67	328	605	26.3
1960-61	23	215	373	.576	218	261	.835	62	308	648	28.2
1961-62	24	217	404	.537	292	350	.834	60	322	726	30.3
Totals	70	633	1145	.553	713	871	.819	189	958	1979	28.3



Troy Lewis




6. WALTER JORDAN

Fort Wayne, Ind. (1975-78) – 1,813 points

Year	GP	FGM	FGA	PCT	FTM	FTA	PCT	PF	REB	TP	AVG
1974-75	28	171	330	.519	52	75	.693	70	205	394	14.1
1975-76	27	189	389	.486	79	115	.687	74	248	457	16.9
1976-77	27	205	425	.485	92	129	.713	68	199	502	18.8
1977-78	27	181	414	.437	98	137	.715	68	230	460	17.0
Totals	109	746	1558	.479	321	456	.704	280	882	1813	16.6


1,000-Point Scorers



7. KEITH EDMONSON

San Antonio, Texas (1979-82) – 1,717 points

Year	GP	FGM	FGA	PCT	FTM	FTA	PCT	PF	REB	TP	AVG
1978-79	34	19	49	.388	7	13	.538	26	25	45	1.3
1979-80	33	172	333	.517	99	126	.786	83	136	443	13.4
1980-81	32	227	423	.537	98	138	.710	80	177	552	17.3
1981-82	32	264	484	.545	149	190	.784	75	102	677	21.2
Totals	131	682	1289	.529	353	467	.756	264	440	1717	13.1




8. GLENN ROBINSON

Gary, Ind. (1993-94) – 1,706 points

Year	GP	FGM	FGA	PCT	3PT	3PT	PCT	FTM	FTA	PCT	PF	REB	TP	AVG
1992-93	28	246	519	.474	32	80	.400	152	205	.741	82	258	676	24.1
1993-94	34	368	762	.483	78	208	.380	215	270	.796	88	344	1030	30.3
Totals	62	614	1281	.479	111	288	.385	367	475	.773	170	602	1706	27.5



Glenn Robinson



9. TODD MITCHELL

Toledo, Ohio (1985-88) – 1,699 points

Year	GP	FGM	FGA	PCT	3PT	3PT	PCT	FTM	FTA	PCT	PF	REB	TP	AVG
1984-85	29	70	144	.486	--	--	--	59	87	.678	68	125	199	6.9
1985-86	32	173	307	.564	--	--	--	169	211	.801	118	230	515	16.1
1986-87	30	174	323	.539	1	4	.250	118	157	.752	97	195	467	15.6
1987-88	33	188	345	.545	2	5	.400	140	198	.707	94	190	518	15.7
Totals	124	605	1119	.541	3	9	.333	486	653	.744	377	740	1699	13.7



Todd Mitchell




10. CHAD AUSTIN

Richmond, Ind. (1995-98) – 1,694 points

Year	GP	FGM	FGA	PCT	3PT	3PT	PCT	FTM	FTA	PCT	PF	REB	TP	AVG
1994-95	32	65	142	.458	22	54	.407	29	44	.659	38	63	181	5.7
1995-96	32	141	338	.417	54	140	.379	74	101	.733	40	92	409	12.8
1996-97	30	162	402	.403	70	181	.387	116	150	.773	52	104	510	17.0
1997-98	35	212	497	.427	67	200	.335	103	135	.763	54	128	594	17.0
Totals	129	580	1379	.421	212	575	.369	322	430	.749	184	387	1694	13.1



Chad Austin



11. CUONZO MARTIN

East St. Louis, Ill. (1992-95) – 1,666 points

Year	GP	FGM	FGA	PCT	3PT	3PT	PCT	FTM	FTA	PCT	PF	REB	TP	AVG
1991-92	33	62	119	.521	0	1	.000	66	87	.759	41	108	190	5.8
1992-93	28	131	251	.522	0	6	.000	71	88	.807	49	103	333	11.9
1993-94	34	195	421	.463	88	196	.449	75	102	.735	54	145	553	16.3
1994-95	32	192	437	.439	91	194	.469	115	144	.799	35	125	590	18.4
Totals	127	580	1228	.472	179	397	.451	327	421	.777	179	481	1666	13.1




12. JOHN GARRETT

Peru, Ind. (1973-75) – 1,620 points

Year	GP	FGM	FGA	PCT	FTM	FTA	PCT	PF	REB	TP	AVG
1972-73	24	187	415	.450	46	67	.687	88	220	420	17.5
1973-74	30	276	465	.593	95	121	.785	109	238	647	21.6
1974-75	28	238	442	.540	77	99	.778	95	280	553	19.8
Totals	82	701	1322	.530	218	287	.760	292	738	1620	19.8


1,000-Point Scorers



13. JARAAN CORNELL

South Bend, Ind. (1997-2000) – 1,595 points

Year	GP	FGM	FGA	PCT	3PT	3PT	PCT	FTM	FTA	PCT	PF	REB	TP	AVG
1996-97	30	110	234	.470	30	83	.361	57	81	.704	70	72	307	10.2
1997-98	28	123	237	.519	61	122	.500	52	64	.813	52	81	359	12.8
1998-99	34	171	421	.406	85	245	.347	90	114	.789	77	96	517	15.2
1999-00	33	143	385	.371	66	206	.320	60	93	.645	75	141	412	12.5
Totals	125	547	1,277	.428	242	656	.369	259	352	.736	274	390	1,595	12.7




14. BRIAN CARDINAL

Tolono, Ill. (1997-2000) – 1,584 points

Year	GP	FGM	FGA	PCT	3PT	3PT	PCT	FTM	FTA	PCT	PF	REB	TP	AVG
1996-97	30	100	220	.455	21	63	.333	98	139	.705	105	182	319	10.6
1997-98	36	140	275	.509	30	70	.429	122	155	.787	119	128	432	12.0
1998-99	34	118	246	.480	37	99	.374	114	147	.776	99	186	387	11.4
1999-00	32	137	333	.411	42	124	.339	130	169	.769	86	203	446	13.9
Totals	132	495	1,074	.461	130	356	.365	464	610	.760	409	749	1,584	12.0



Russell Cross




15. MELVIN McCANTS

Chicago, Ill. (1986-89) – 1,554 points

Year	GP	FGM	FGA	PCT	FTM	FTA	PCT	PF	REB	TP	AVG
1985-86	32	119	216	.551	82	132	.621	106	147	320	10.0
1986-87	29	135	220	.614	80	134	.597	91	159	350	12.1
1987-88	33	169	295	.573	132	195	.677	93	166	470	14.2
1988-89	31	147	284	.518	120	180	.667	93	176	414	13.4
Totals	125	570	1015	.562	414	641	.646	383	648	1554	12.4




Brad Miller



16. BRAD MILLER

Kendallville, Ind. (1995-98) – 1,530 points

Year	GP	FGM	FGA	PCT	3PT	3PT	PCT	FTM	FTA	PCT	PF	REB	TP	AVG
1994-95	32	71	122	.582	0	0	.000	66	100	.660	74	153	208	6.5
1995-96	32	100	193	.518	1	6	.167	107	145	.738	86	158	308	9.6
1996-97	30	128	239	.536	3	11	.272	171	220	.777	99	249	430	14.3
1997-98	34	191	302	.632	3	10	.300	199	255	.780	92	302	584	17.2
Totals	128	490	856	.572	7	27	.259	543	720	.754	351	862	1530	12.0



17. RUSSELL CROSS

Chicago, Ill. (1981-83) – 1,529 points

Year	GP	FGM	FGA	PCT	FTM	FTA	PCT	PF	REB	TP	AVG
1980-81	32	202	357	.566	136	198	.687	77	202	540	16.9
1981-82	32	161	282	.571	153	245	.624	80	204	475	14.8
1982-83	29	194	325	.597	126	218	.578	79	216	514	17.7
Totals	93	557	964	.578	415	661	.628	236	622	1529	16.4



Melvin McCants




18. EUGENE PARKER

Ft. Wayne, Ind. (1975-78) – 1,430 points

Year	GP	FGM	FGA	PCT	FTM	FTA	PCT	PF	REB	TP	AVG
1974-75	28	108	241	.450	30	47	.638	47	69	246	8.8
1975-76	27	182	358	.508	57	70	.814	50	82	421	15.6
1976-77	28	168	339	.496	45	74	.757	57	61	392	14.0
1977-78	27	161	330	.488	49	62	.790	53	94	371	13.7
Totals	110	619	1268	.488	193	253	.759	207	306	1430	13.0



1,000-Point Scorers




19. WILLIE DEANE

Schenectady, N.Y. (2001-03) – 1,328 points

Year	GP	FGM	FGA	PCT	3PT	3PT	PCT	FTM	FTA	PCT	PF	REB	TP	AVG
2000-01	32	100	234	.427	26	69	.377	50	71	.704	85	100	276	8.6
2001-02	30	169	391	.432	63	166	.380	117	153	.765	87	78	518	17.3
2002-03	30	164	394	.416	48	151	.318	158	202	.782	76	152	534	17.8
Totals	92	433	1019	.425	137	386	.355	325	426	.763	248	330	1328	14.4




Mike Robinson



20. MIKE ROBINSON

Peoria, Ill. (1997-2000) – 1,322 points

Year	GP	FGM	FGA	PCT	3PT	3PT	PCT	FTM	FTA	PCT	PF	REB	TP	AVG
1996-97	29	113	293	.386	14	77	.182	40	59	.678	52	137	280	9.7
1997-98	36	161	315	.511	9	42	.214	76	99	.768	62	190	407	11.3
1998-99	33	83	186	.446	4	20	.200	64	93	.688	54	119	234	7.1
1999-00	34	145	281	.516	0	1	.000	111	171	.649	62	212	401	11.8
Totals	132	502	1,075	.467	27	140	.193	291	422	.690	230	658	1,322	10.0



21. FRANK KENDRICK

Indianapolis, Ind. (1972-74) – 1,269 points

Year	GP	FGM	FGA	PCT	FTM	FTA	PCT	PF	REB	TP	AVG
1971-72	24	105	242	.434	58	84	.690	62	151	268	11.2
1972-73	24	183	419	.436	79	117	.670	78	210	445	18.5
1973-74	30	213	476	.447	130	189	.722	105	303	556	18.5
Totals	78	501	1137	.441	267	381	.701	245	664	1269	16.3



Bob Ford



22. DRAKE MORRIS

East Chicago, Ind. (1978-81) – 1,250 points


Year	GP	FGM	FGA	PCT	FTM	FTA	PCT	PF	REB	TP	AVG
1977-78	27	45	103	.437	40	54	.741	50	60	130	4.8
1978-79	34	103	219	.470	62	86	.721	94	135	268	7.9
1979-80	33	137	286	.479	92	127	.724	89	154	366	11.1
1980-81	32	186	350	.531	114	147	.776	108	167	486	15.2
Totals	126	471	958	.492	308	414	.744	341	516	1250	9.9



23. BOB FORD

Evansville, Ind. (1970-72) – 1,244 points

Year	GP	FGM	FGA	PCT	FTM	FTA	PCT	PF	REB	TP	AVG
1969-70	24	113	212	.533	54	89	.607	69	184	280	11.7
1970-71	25	200	374	.535	94	134	.701	69	234	494	19.8
1971-72	24	178	391	.456	114	149	.765	56	230	470	19.6
Totals	73	491	977	.503	262	372	.705	194	648	1244	17.0



Mel Garland



24. MEL GARLAND

Indianapolis, Ind. (1962-64) – 1,243 points

Year	GP	FGM	FGA	PCT	FTM	FTA	PCT	PF	REB	TP	AVG
1961-62	24	155	315	.492	56	81	.691	63	75	366	15.3
1962-63	24	198	433	.457	126	152	.829	62	102	522	21.8
1963-64	23	133	313	.425	89	107	.832	68	78	355	15.4
Totals	71	486	1061	.458	271	340	.797	193	255	1243	17.5

1,000-Point Scorers



25. BRUCE PARKINSON

Yorktown, Ind. (1973-77) – 1,224 points

Year	GP	FGM	FGA	PCT	FTM	FTA	PCT	PF	REB	TP	AVG
1972-73	24	97	235	.412	38	56	.679	65	118	232	9.7
1973-74	30	141	301	.462	77	114	.675	88	124	359	11.9
1974-75	28	140	344	.409	82	110	.745	78	132	362	12.5
1975-76	2	10	27	.370	8	12	.667	5	7	28	14.0
1976-77	28	94	233	.403	55	71	.775	61	95	243	8.7
Totals	112	482	1140	.423	260	363	.716	297	476	1224	10.9



26. MATT WADDELL

Tipton, Ind. (1992-95) – 1,170 points

Year	GP	FGM	FGA	PCT	3PT	3PT	PCT	FTM	FTA	PCT	PF	REB	TP	AVG
1991-92	33	99	193	.513	12	38	.316	78	94	.830	81	74	288	8.7
1992-93	28	75	169	.444	19	44	.432	31	39	.795	51	80	200	7.1
1993-94	34	137	290	.472	44	105	.419	66	82	.805	66	134	384	11.3
1994-95	32	96	245	.392	34	84	.405	72	84	.857	47	72	298	9.3
Totals	127	407	897	.454	109	271	.402	247	299	.826	245	360	1170	9.2



Jerry Sichtung




27. JERRY SICHTING

Martinsville, Ind. (1976-79) - 1,161 points

Year	GP	FGM	FGA	PCT	FTM	FTA	PCT	PF	REB	TP	AVG
1975-76	27	67	123	.545	31	38	.816	35	42	165	6.1
1976-77	28	71	131	.542	61	69	.884	36	36	203	7.3
1977-78	27	120	233	.515	78	90	.867	68	67	318	11.8
1978-79	35	186	367	.507	103	118	.873	79	97	475	13.6
Totals	117	444	854	.520	273	315	.867	218	242	1161	9.9



Stephen Scheffler



28. STEPHEN SCHEFFLER

Ada, Mich. (1987-90) – 1,155 points

Year	GP	FGM	FGA	PCT	FTM	FTA	PCT	PF	REB	TP	AVG
1986-87	16	9	16	.563	6	14	.429	3	24	24	1.5
1987-88	33	80	113	.708	65	100	.650	79	144	225	6.8
1988-89	31	146	219	.667	111	143	.776	71	187	403	13.0
1989-90	30	173	248	.698	157	195	.805	64	183	503	16.8
Totals	110	408	596	.685	339	452	.750	217	538	1155	10.5



29. HERMAN GILLIAM

Winston-Salem, N.C. (1967-69) – 1,118 points

Year	GP	FGM	FGA	PCT	FTM	FTA	PCT	PF	REB	TP	AVG
1966-67	24	156	344	.453	82	103	.796	63	232	394	16.4
1967-68	22	135	288	.451	76	99	.768	69	200	346	15.7
1968-69	24	144	306	.467	90	105	.857	60	204	378	15.7
Totals	70	435	938	.463	248	307	.808	192	636	1118	15.9



Herman Gilliam




30. LARRY WEATHERFORD

Evansville, Ind. (1969-71) – 1,103 points

Year	GP	FGM	FGA	PCT	FTM	FTA	PCT	PF	REB	TP	AVG
1968-69	28	75	171	.439	36	45	.800	46	60	186	6.6
1969-70	23	157	394	.398	76	89	.854	56	120	390	17.0
1970-71	25	212	531	.397	103	122	.844	47	80	527	21.1
Totals	76	444	1096	.406	215	256	.840	149	260	1103	14.5

1,000-Point Scorers



31. JOE SEXSON

Indianapolis, Ind. (1954-56) – 1,095 points


Year	GP	FGM	FGA	PCT	FTM	FTA	PCT	PF	REB	TP	AVG
1953-54	22	107	337	.318	88	123	.715	47	122	302	13.7
1954-55	22	138	376	.367	97	128	.758	37	127	373	17.0
1955-56	22	137	365	.374	146	185	.789	49	131	420	19.1
Totals	66	382	1078	.354	331	436	.759	133	380	1095	16.6



32. STEVE REID

Dodge City, Kan. (1983-85) – 1,084 points

Year	GP	FGM	FGA	PCT	3PT	3PT	PCT	FTM	FTA	PCT	PF	REB	TP	AVG
1982-83	30	121	250	.484	23	59	.390	96	115	.835	79	46	361	12.0
1983-84	29	134	308	.435	--	--	--	88	106	.830	73	43	356	12.3
1984-85	29	163	349	.467	--	--	--	41	63	.651	71	61	367	12.7
Totals	88	418	907	.461	23	59	.390	225	284	.792	223	150	1084	12.3



Billy Keller




33. WOODY AUSTIN

Richmond, Ind. (1989-92) – 1,076 points

Year	GP	FGM	FGA	PCT	3PT	3PT	PCT	FTM	FTA	PCT	PF	REB	TP	AVG
1988-89	18	16	45	.356	3	13	.231	5	6	.833	9	13	40	2.2
1989-90	30	94	198	.475	3	68	.485	33	40	.825	48	76	254	8.5
1990-91	12	64	139	.460	28	60	.467	16	23	.696	6	43	172	14.3
1991-92	33	232	500	.464	55	130	.423	91	110	.827	75	157	610	18.5
Totals	93	406	882	.460	119	271	.439	145	179	.810	138	289	1076	11.6



Everette Stephens



34. BOB PURKHISER

Bluffton, Ind. (1963-65) – 1,060 points

Year	GP	FGM	FGA	PCT	FTM	FTA	PCT	PF	REB	TP	AVG
1962-63	24	126	279	.451	36	48	.750	64	103	288	12.0
1963-64	24	135	309	.436	62	80	.775	42	85	332	13.8
1964-65	22	184	418	.440	72	109	.661	42	85	440	20.0
Totals	70	445	1006	.442	170	237	.717	148	273	1060	15.1




35. BILLY KELLER

Indianapolis, Ind. (1967-69) – 1,056 points

Year	GP	FGM	FGA	PCT	FTM	FTA	PCT	PF	REB	TP	AVG
1966-67	24	113	250	.452	88	104	.846	39	78	314	13.1
1967-68	24	149	296	.504	86	103	.835	58	109	384	16.0
1968-69	27	135	290	.465	88	98	.898	58	123	358	13.2
Totals	75	397	836	.475	262	305	.859	155	310	1056	14.1



Steve Reid




36. EVERETTE STEPHENS

Evanston, Ill. (1985-88) – 1,044 points

Year	GP	FGM	FGA	PCT	3PT	3PT	PCT	FTM	FTA	PCT	PF	REB	TP	AVG
1984-85	25	25	63	.397	--	--	--	7	17	.412	22	17	57	2.3
1985-86	31	77	159	.484	--	--	--	50	68	.735	69	46	204	6.6
1986-87	30	130	244	.533	41	90	.456	60	83	.723	73	79	361	12.0
1987-88	33	146	292	.500	47	107	.439	83	109	.761	73	98	422	12.8
Totals	119	378	758	.499	88	197	.447	200	277	.722	237	240	1044	8.8


1,000-Point Scorers



37. TONY JONES

Ft. Wayne, Ind. (1987-90) – 1,041 points

Year	GP	FGM	FGA	PCT	3PT	3PT	PCT	FTM	FTA	PCT	PF	REB	TP	AVG
1986-87	30	21	55	.382	0	1	.000	17	31	.548	41	39	59	2.0
1987-88	33	68	135	.504	0	1	.000	34	48	.708	52	85	170	5.2
1988-89	31	139	287	.484	44	103	.427	51	74	.689	66	76	373	12.0
1989-90	30	164	353	.465	16	59	.271	95	157	.605	59	87	439	14.6
Totals	124	392	830	.472	60	164	.366	197	310	.635	218	287	1041	8.4



38. WAYNE WALLS

Jeffersonville, Ind. (1975-78) – 1,030 points

Year	GP	FGM	FGA	PCT	FTM	FTA	PCT	PF	REB	TP	AVG
1974-75	28	121	247	.495	26	40	.650	97	142	268	9.6
1975-76	27	120	289	.415	50	76	.658	96	183	290	10.7
1976-77	28	97	236	.411	43	61	.705	92	172	237	8.5
1977-78	27	94	217	.433	47	69	.681	89	156	235	8.7
Totals	110	432	989	.437	166	246	.675	374	653	1030	9.4



Dennis Blind



39. DENNIS BLIND

Lafayette, Ind. (1952-55) – 1,011 points

Year	GP	FGM	FGA	PCT	FTM	FTA	PCT	PF	REB	TP	AVG
1951-52	15	32	119	.269	31	45	.689	32	—	95	6.3
1952-53	21	89	281	.317	112	163	.687	67	—	290	13.8
1953-54	22	95	249	.382	119	164	.725	68	58	309	14.1
1954-55	22	98	273	.359	121	150	.807	52	64	317	14.5
Totals	80	314	922	.341	383	522	.734	219	122	1011	12.6

Big Ten Leading Scorers

Big Ten All-Time Leading Scorers

1. Calbert Chaney	Indiana	2,613
2. Shawn Respert	Michigan State	2,531
3. Glen Rice	Michigan	2,442
4. Mike McGee	Michigan	2,439
5. Steve Alford	Indiana	2,438
6. Rick Mount	Purdue	2,323
7. Steve Smith	Michigan State	2,263
8. Louis Bullock	Michigan	2,224
9. Gary Grant	Michigan	2,222
10. Don Schlundt	Indiana	2,192
11. Joe Barry Carroll	Purdue	2,175
12. Cazzie Russell	Michigan	2,164
13. Michael Finley	Wisconsin	2,147
14. Scott Skiles	Michigan State	2,145
15. Deon Thomas	Illinois	2,129
16. Roy Marble	Iowa	2,116
17. Voshon Lenard	Minnesota	2,103
18. A.J. Guyton	Indiana	2,100
19. Dennis Hopson	Ohio State	2,096
20. Dave Schellhase	Purdue	2,074
21. Mike Woodson	Indiana	2,061
22. Troy Lewis	Purdue	2,028
23. Gregory Kelser	Michigan State	2,014
24. Herb Williams	Ohio State	2,011

Big Ten 1,000 Point Club (Conference Games Only)

1. Shawn Respert	Michigan State	1,545
2. Mike McGee	Michigan	1,503
3. Mychal Thompson	Minnesota	1,477
4. Rick Mount	Purdue	1,461
5. Don Schlundt	Indiana	1,451
6. Calbert Cheaney	Indiana	1,406
7. Michael Finley	Wisconsin	1,385
8. Steve Alford	Indiana	1,361
9. Scott Skiles	Michigan State	1,358
10. Mike Woodson	Indiana	1,279
11. Glen Rice	Michigan	1,266
12. Terry Dischinger	Purdue	1,248
13. Herb Williams	Ohio State	1,247
14. Gary Grant	Michigan	1,237
15. Louis Bullock	Michigan	1,232
16. Steve Smith	Michigan State	1,232
17. Jay Vincent	Michigan State	1,230
18. Dave Schellhase	Purdue	1,221
19. Voshon Lenard	Minnesota	1,212
20. Terry Furlow	Michigan State	1,210
21. Brad Sellers	Wisconsin/Ohio State	1,207
22. Deon Thomas	Illinois	1,207
23. Billy McKinney	Northwestern	1,197
24. Walter Jordan	Purdue	1,190
25. Kevin Ransey	Ohio State	1,185
26. Troy Lewis	Purdue	1,181
27. Gregory Kelser	Michigan State	1,177
28. A.J. Guyton	Indiana	1,173

29. Cazzie Russell	Michigan	1,171
30. Joe Barry Carroll	Purdue	1,169
31. Kiwane Garris	Illinois	1,156
32. Claude Gregory	Wisconsin	1,147
33. Willie Burton	Minnesota	1,134
34. Evan Eschmeyer	Northwestern	1,134
35. Danny Jones	Wisconsin	1,122
36. Dennis Hopson	Ohio State	1,121
37. Sam Vincent	Michigan State	1,119
38. Roy Marble	Iowa	1,113
39. Rick Olson	Wisconsin	1,108
40. Kevin McHale	Minnesota	1,093
41. Shawn Respert	Michigan State	1,086
42. Jim Jackson	Ohio State	1,077
43. Alan Henderson	Indiana	1,068
44. Rudy Tomjanovich	Michigan	1,059
45. Randy Breuer	Minnesota	1,054
46. Mike Robinson	Michigan State	1,048
47. Paul Ebert	Ohio State	1,027
48. Ronnie Lester	Iowa	1,026
49. Calbert Chaney	Indiana	1,024
50. Jerry Lucas	Ohio State	1,019
51. Michael Finley	Wisconsin	1,019
52. Glenn Robinson	Purdue	1,019
53. Henry Wilmore	Michigan	1,014
54. Cuonzo Martin	Purdue	1,010
55. Greg Stokes	Iowa	1,009
56. Kent Benson	Indiana	1,004
57. Eugene Parker	Purdue	1,004
58. Allan Hornyak	Ohio State	1,000
59. Brian Evans	Indiana	1,000

Year-by-Year Record

Year	Overall W-L	Big Ten Conference W-L	Big Ten Tournament Finish	AP Poll	Coaches Poll	Postseason Results	Head Coach	Captain(s)
1896-97	1-1	--	--	--	--	--	F. Homer Curtis	C.H. Robertson
1899-1900	0-1	--	--	--	--	--	Alpha Jamison	J.F.G. Miller
1900-01	12-0	--	--	--	--	--	Alpha Jamison	H.W. Reiman
1901-02	10-3	--	--	--	--	--	C.M. Besy	H.W. Reiman
1902-03	8-0	--	--	--	--	--	C.I. Freeman	J.B. Knapp
1903-04	11-2	--	--	--	--	--	No Head Coach	C.I. Peck
1904-05	3-6	--	--	--	--	--	James J. Nufer	F. H. Herzsch
1905-06	4-7	3-6 (6th)	--	--	--	--	C.B. Jamison	E.R. Holdson
1906-07	7-8	2-6 (4th)	--	--	--	--	C.B. Jamison	E.R. Holdson
1907-08	5-9	0-8 (5th)	--	--	--	--	C.B. Jamison	J.C. Lewis
1908-09	8-4	6-4 (2nd)	--	--	--	--	E.J. Stewart	J.C. Lewis
1909-10	8-5	5-5 (6th)	--	--	--	--	Ralph Jones	D.B. Charters
1910-11	12-4	8-4 (T1st)	--	--	--	--	Ralph Jones	K.I. Stockton
1911-12	12-0	10-0 (2nd)	--	--	--	--	Ralph Jones	Ed McVaugh
1912-13	7-5	6-5 (3rd)	--	--	--	--	R.E. Vaughn	G.W. Johnson
1913-14	5-9	3-9 (7th)	--	--	--	--	R.E. Vaughn	E.Q. Oliphant
1914-15	5-8	4-8 (6th)	--	--	--	--	R.E. Vaughn	C.M. Berry
1915-16	4-10	2-10 (9th)	--	--	--	--	R.E. Vaughn	M. Stinchfield
1916-17	11-3	7-2 (3rd)	--	--	--	--	Ward Lambert	H.L. Hart
1917-18	11-5	5-5 (T5th)	--	--	--	--	J.J. Maloney	P. Church
1918-19	6-8	4-7 (T7th)	--	--	--	--	Ward Lambert	Bob Markley
1919-20	16-4	8-2 (2nd)	--	--	--	--	Ward Lambert	Don Tilson
1920-21	13-7	8-4 (T1st)	--	--	--	--	Ward Lambert	Don White
1921-22	15-3	8-1 (1st)	--	--	--	--	Ward Lambert	R.F. Miller
1922-23	9-6	7-5 (T4th)	--	--	--	--	Ward Lambert	A.B. Masters
1923-24	12-5	7-5 (T5th)	--	--	--	--	Ward Lambert	R. Wilson
1924-25	9-5	7-4 (3rd)	--	--	--	--	Ward Lambert	Fred Wellman
1925-26	13-4	8-4 (T1st)	--	--	--	--	Ward Lambert	G. Spradling
1926-27	12-5	9-3 (T2nd)	--	--	--	--	Ward Lambert	R. Wilson
1927-28	15-2	10-2 (T1st)	--	--	--	--	Ward Lambert	H.L. Wheeler
1928-29	13-4	9-3 (2nd)	--	--	--	--	Ward Lambert	Wilbur Cummins
1929-30	13-2	10-0 (1st)	--	--	--	--	Ward Lambert	Charles Murphy, Glen Harmeson
1930-31	12-5	8-4 (T2nd)	--	--	--	--	Ward Lambert	John Wooden, Harry Kellar
1931-32	17-1	--	--	--	--	--	Ward Lambert	John Wooden, Harry Kellar
1932-33	11-7	6-6 (T5th)	--	--	--	--	Ward Lambert	Ralph Parmenter
1933-34	17-3	10-2 (1st)	--	--	--	--	Ward Lambert	Ray Eddy
1934-35	17-3	9-3 (T1st)	--	--	--	--	Ward Lambert	Norm Cottom, Ed Shaver
1935-36	16-4	11-1 (T1st)	--	--	--	--	Ward Lambert	Bob Kessler
1936-37	15-5	8-4 (4th)	--	--	--	--	Ward Lambert	Jim Seward, Glynn Downey
1937-38	18-2	10-2 (1st)	--	--	--	--	Ward Lambert	Pat Malaska, Fred Beretta
1938-39	12-7	6-6 (5th)	--	--	--	--	Ward Lambert	Gene Anderson
1939-40	16-4	10-2 (1st)	--	--	--	--	Ward Lambert	Fred Beretta
1940-41	13-7	6-6 (5th)	--	--	--	--	Ward Lambert	Bob Igney
1941-42	14-7	9-6 (T6th)	--	--	--	--	Ward Lambert	Don Blanken
1942-43	9-11	6-6 (T4th)	--	--	--	--	Ward Lambert	Allen Menke
1943-44	11-10	8-4 (T5th)	--	--	--	--	Ward Lambert	Paul Friend
1944-45	9-11	6-6 (4th)	--	--	--	--	Ward Lambert	Charles Haag
1945-46	10-11	4-8 (8th)	--	--	--	--	Ward Lambert, Mel Taube	M. W. Anderson
1946-47	9-11	4-8 (8th)	--	--	--	--	Mel Taube	Paul Hoffman
1947-48	11-9	6-6 (5th)	--	--	--	--	Mel Taube	Bill Berberian
1948-49	13-9	6-6 (T4th)	--	--	--	--	Mel Taube	Norris Caudell
1949-50	9-13	3-9 (T8th)	--	--	--	--	Mel Taube	Howard Williams
1950-51	8-14	4-10 (8th)	--	--	--	--	Ray Eddy	Glen Bahler
1951-52	8-14	3-11 (10th)	--	--	--	--	Ray Eddy	Carl McNulty
1952-53	4-18	3-15 (T9th)	--	--	--	--	Ray Eddy	Glen Calhoun
1953-54	9-13	3-11 (T9th)	--	--	--	--	Ray Eddy	Don Beck
1954-55	12-10	5-9 (T6th)	--	--	--	--	Ray Eddy	Don Beck
1955-56	16-6	9-5 (T3rd)	--	--	--	--	Ray Eddy	Joe Sexson

Year-by-Year Record

Year	Overall W-L	Big Ten Conference W-L	Big Ten Tournament Finish	AP Poll	Coaches Poll	Postseason Results	Head Coach	Captain(s)
1956-57	15-7	8-6 (5th)	--	--	--	--	Ray Eddy	Joe Campbell
1957-58	14-8	9-5 (T2nd)	--	--	--	--	Ray Eddy	Bill Greve, Frank Cummings
1958-59	15-7	8-6 (T2nd)	--	--	--	--	Ray Eddy	Bob Fehrman
1959-60	11-12	6-8 (T6th)	--	--	--	--	Ray Eddy	Terry Dischinger
1960-61	16-7	10-4 (T2nd)	--	--	--	--	Ray Eddy	Terry Dischinger
1961-62	17-7	9-5 (3rd)	--	--	--	--	Ray Eddy	Terry Dischinger
1962-63	7-17	2-12 (10th)	--	--	--	--	Ray Eddy	Mel Garland
1963-64	12-12	8-6 (T4th)	--	--	--	--	Ray Eddy	Mel Garland
1964-65	12-12	5-9 (7th)	--	--	--	--	Ray Eddy	Bob Purkhiser
1965-66	8-16	4-10 (T9th)	--	--	--	--	George King	Dave Schellase, Joe Jameson, Doug Trudeau
1966-67	15-9	7-7 (T5th)	--	--	--	--	George King	Henry Ebershoff
1967-68	15-9	9-5 (3rd)	--	--	--	--	George King	Herm Gilliam, Bill Keller
1968-69	23-5	13-1 (1st)	--	6th	7th	NCAA Finalist	George King	Herm Gilliam, Bill Keller
1969-70	18-6	11-3 (2nd)	--	--	--	--	George King	Tyrone Bedford, Jerry Johnson, Rick Mount
1970-71	18-7	11-3 (3rd)	--	--	--	NIT First Round	George King	George Faerber
1971-72	12-12	6-8 (T5th)	--	--	--	--	George King	Bob Ford, Randy Thompson, Jim Rogers
1972-73	15-9	8-6 (T3rd)	--	--	--	--	Fred Schaus	Jovon Price, Dennis Gamauf
1973-74	21-9	10-4 (3rd)	--	11th	--	NIT Champion	Fred Schaus	Frank Kendrick, John Garrett
1974-75	17-11	11-7 (T3rd)	--	--	--	NCIT Second Round	Fred Schaus	John Garrett, Bruce Parkinson
1975-76	16-11	11-7 (3rd)	--	--	--	--	Fred Schaus	Mike Steele, Gerald Thomas
1976-77	19-9	14-4 (2nd)	--	--	20th	NCAA First Round	Fred Schaus	Bruce Parkinson, Tom Scheffler
1977-78	16-11	11-7 (T4th)	--	--	--	--	Fred Schaus	Walter Jordan, Eugene Parker
1978-79	27-8	13-5 (T1st)	--	15th	14th	NIT Runner-Up	Lee Rose	Brian Walker, Jerry Sighting
1979-80	23-10	11-7 (3rd)	--	20th	--	NCAA Third Place	Lee Rose	Joe Barry Carroll, Brian Walker
1980-81	21-11	10-8 (4th)	--	--	--	NIT Third Place	Gene Keady	Drake Morris, Roosevelt Barnes, Brian Walker
1981-82	18-14	11-7 (5th)	--	--	--	NIT Runner-Up	Gene Keady	Keith Edmonson, Jon Kitchel, Mike Searce
1982-83	21-9	11-7 (T2nd)	--	--	--	NCAA Second Round	Gene Keady	Ted Benson, Kyle Peterson
1983-84	22-7	15-3 (T1st)	--	10th	11th	NCAA First Round	Gene Keady	Curt Clawson, Greg Eifert, Ricky Hall, Jim Rowinski
1984-85	20-9	11-7 (3rd)	--	--	--	NCAA First Round	Gene Keady	Mark Atkinson, James Bullock
1985-86	22-10	11-7 (T4th)	--	--	--	NCAA First Round	Gene Keady	Mack Gadis, Herb Robinson
1986-87	25-5	15-3 (T1st)	--	7th	6th	NCAA Second Round	Gene Keady	Tim Fischer, Doug Lee
1987-88	29-4	16-2 (1st)	--	3rd	3rd	NCAA Sweet 16	Gene Keady	Troy Lewis, Todd Mitchell, Everette Stephens
1988-89	15-16	8-10 (T6th)	--	--	--	--	Gene Keady	Kip Jones, Melvin McCants
1989-90	22-8	13-5 (2nd)	--	10th	10th	NCAA Second Round	Gene Keady	Ryan Berning, Tony Jones, Stephen Scheffler
1990-91	17-12	9-9 (T5th)	--	--	--	NCAA First Round	Gene Keady	Dave Barrett, Jimmy Oliver, Chuckie White
1991-92	18-15	8-10 (T6th)	--	--	--	NIT Final Eight	Gene Keady	Woody Austin, Craig Riley
1992-93	18-10	9-9 (T5th)	--	22nd	21st	NCAA First Round	Gene Keady	Matt Painter, Linc Damer, Cuonzo Martin
1993-94	29-5	14-4 (1st)	--	3rd	4th	NCAA Elite Eight	Gene Keady	Linc Damer, Cuonzo Martin, Cornelius McNary, Ian Stanback, Kenny Williams
1994-95	25-7	15-3 (1st)	--	12th	11th	NCAA Second Round	Gene Keady	Tim Ervin, Cuonzo Martin, Matt Waddell
1995-96	26-6	15-3 (1st)	--	T4th	4th	NCAA Second Round	Gene Keady	Herb Dove, Brandon Brantley, Todd Foster, Ray Hairston, Justin Jennings, Porter Roberts
1996-97	18-12	12-6 (T2nd)	--	--	--	NCAA Second Round	Gene Keady	Chad Austin, Paul Gilvydis, Brad Miller
1997-98	28-8	12-4 (3rd)	Finalist	11th	9th	NCAA Sweet 16	Gene Keady	Chad Austin, Brad Miller
1998-99	21-13	7-9 (7th)	First Round	--	--	NCAA Sweet 16	Gene Keady	Brian Cardinal, Jaraan Cornell, Alan Eldridge
1999-2000	24-10	12-4 (2nd)	First Round	25th	24th	NCAA Elite Eight	Gene Keady	Brian Cardinal, Jaraan Cornell, Alan Eldridge
2000-01	17-15	6-10 (8th)	Second Round	--	--	NIT Final Eight	Gene Keady	Carson Cunningham, Rodney Smith, John Allison, Joe Marshall, Maynard Lewis, Travis Best
2001-02	13-18	5-11 (8th)	First Round	--	--	--	Gene Keady	John Allison, Maynard Lewis, Joe Marshall, Rodney Smith
2002-03	19-11	10-6 (T-3rd)	First Round	--	--	NCAA Second Round	Gene Keady	Willie Deane, Kenneth Lowe, Darmetreis Kilgore



105 Years Of Purdue Basketball

F. Homer Curtis

1897 (one season)
Record: 1-1

Curtis was the first coach in Purdue history. After defeating the Lafayette YMCA in a contest held at the "Old Gym," his team came up four points short in a 23-19 loss to Wabash.

1896-97 (1-1)

Coach: F. Homer Curtis
Captain: C.H. Robertson

Lineup: Robertson (f), Morey (f), Hilt and Welch (c), Anderson (g), Treat (g)

W	34-19	Lafayette YMCA	West Lafayette, Ind.
L	19-23	Wabash	Crawfordsville, Ind.

1898-99 (No games)

Alpha P. Jamison

1900-01 (two seasons)
Record: 12-1

After three years of hibernation, Purdue basketball returned to the hardwood under the reins of Jamison, who was also the Purdue head football coach at the time. In 1901, he led Purdue to its first-ever undefeated season by going 12-0, which included a 20-15 win over Indiana in the initial game of this soon-to-be heated rivalry.

1899-1900 (0-1)

Coach: Alpha Jamison
Captain: J.F.G. Miller

Lineups: Cook (f), Miller (f), Cornell (c), Lynch (g), Curd and Roth (g)

L	11-16	Lafayette YMCA	West Lafayette, Ind.
---	-------	----------------	----------------------

1900-01 (12-0)

Coach: Alpha Jamison
Captain: H.W. Reimann

Lineup: Smith (f), Reimann (f), Miller (c), L. Lucas (g), R. Lucas and Holt (g)

W	25-4	Danville	West Lafayette, Ind.
W	56-15	Lafayette H.S.	West Lafayette, Ind.
W	77-9	Lafayette H.S.	West Lafayette, Ind.
W	40-7	Lafayette H.S.	West Lafayette, Ind.
W	19-5	Logansport C.C.	Logansport, Ind.
W	19-12	Culver	Culver, Ind.
W	43-15	Wabash	West Lafayette, Ind.
Mar. 1	W 20-15	Indiana	Bloomington, Ind.
W	17-15	Wabash	Wabash, Ind.
W	12-11	Logansport C.C.	West Lafayette, Ind.
Mar. 15	W 23-19	Indiana	West Lafayette, Ind.
W	41-12	Butler	West Lafayette, Ind.

C.M. Besy

1902 (one season)
Record: 10-3

1901-02 (10-3)

Coach: C.M. Besy
Captain: H.W. Reimann

Lineup: Reimann (f), Cook and Peck (f), Miller (c), Lucas (g), Knapp (g)

W	30-6	Vanderbilt	Nashville, Tenn.
W	27-13	Birmingham	Birmingham, Ala.
L	15-19	Birmingham	Birmingham, Ala.
L	15-18	Vanderbilt	Nashville, Tenn.
W	42-21	Chattanooga	Chattanooga, Tenn.
W	30-16	Chattanooga	Chattanooga, Tenn.
L	31-46	Cincinnati	Cincinnati, Ohio
W	30-23	Butler	Indianapolis, Ind.
W	39-17	Indiana State	West Lafayette, Ind.
Feb. 15	W 32-8	Indiana	Bloomington, Ind.
W	71-24	Butler	West Lafayette, Ind.
Mar. 7	W 71-25	Indiana	West Lafayette, Ind.
W	67-10	Yale	West Lafayette, Ind.

C.I. Freeman

1903 (one season)
Record: 8-0

Freeman took the helm and guided Purdue to eight wins without a loss. Upon conclusion of the season, the University recognized the popularity of the sport and made basketball part of the Purdue Athletic Association.

1902-03 (8-0)

Coach: C.I. Freeman
Captain: J.B. Knapp

Lineup: Peck (f), Herzsch and Collier (f), J. Miller (c), Lucas (g), Knapp and S. Miller (g)

W	27-20	Wabash	West Lafayette, Ind.
W	46-15	Rose Poly	West Lafayette, Ind.
W	41-12	Indiana State	Terre Haute, Ind.
Jan. 30	W 52-16	Indiana	West Lafayette, Ind.
W	52-9	Indiana State	West Lafayette, Ind.
W	43-13	Rose Poly	Terre Haute, Ind.
W	22-15	Wabash	Crawfordsville, Ind.
Mar. 6	W 17-13	Indiana	Bloomington, Ind.

No Head Coach

1903-04 (11-2)

Coach: C.I. Peck

Lineup: Peck (f), Herzsch and Glover (f), Mueller (c), Caldwell (g), Faulkner and J. Miner (g)

W	26-13	Manual H.S.	West Lafayette, Ind.
W	19-18	Rose Poly	Terre Haute, Ind.
L	21-25	N. Division H.S.	West Lafayette, Ind.
Jan. 25	L 22-32	Minnesota	West Lafayette, Ind.
W	40-39	Alumni	West Lafayette, Ind.
W	23-18	Wabash	Crawfordsville, Ind.
W	27-17	DePauw	West Lafayette, Ind.
Feb. 12	W 31-18	Indiana	Bloomington, Ind.
W	37-27	DePauw	Greencastle, Ind.
W	40-25	Wabash	West Lafayette, Ind.
W	35-27	Rose Poly	West Lafayette, Ind.
W	25-23	Armour Institute	West Lafayette, Ind.
Mar. 5	W 22-21	Indiana	West Lafayette, Ind.

James L. Nufer

1905 (one season)
Record: 3-6

One of six coaches in the first decade of Boilermaker basketball, Nufer's club posted just three wins in nine attempts and recorded Purdue's first losing season in five years.

1904-05 (3-6)

Coach: James J. Nufer
Captain: F.H. Herzsch

Lineup: Herzsch (f), Glover (f), Krull (c), Miner (g), Caldwell (g)

L	18-25	Wabash	West Lafayette, Ind.
W	40-24	Alumni	West Lafayette, Ind.
Jan. 14	W 38-20	Indiana	West Lafayette, Ind.
W	34-22	Earlham	Richmond, Ind.
Jan. 21	L 23-26	Ohio State	Columbus, Ohio
L	9-29	Chicago	Chicago, Ill.
Feb. 18	L 14-29	Indiana	Bloomington, Ind.
Feb. 21	L 18-34	Minnesota	West Lafayette, Ind.
L	17-49	Wabash	Crawfordsville, Ind.

C.B. Jamison

1906-08 (three seasons)
Record: 16-24

This Lafayette native led the Boilermakers through some hard times, posting just 16 wins in 40 contests. In Jamison's final year, his squad went winless in conference play.

1905-06 (4-7)

Coach: C.B. Jamison
Captain: E. R. Holdson

Lineup: DeBoos (f), Segebarth (f), Faulkner (c), Holdson (g), Collins (g)

L	14-34	Wisconsin	West Lafayette, Ind.
W	28-27	Wabash	West Lafayette, Ind.
Jan. 27	L 19-25	Illinois	Champaign, Ill.
L	15-31	Wisconsin	Madison, Wis.
Feb. 10	W 27-25	Indiana	West Lafayette, Ind.
Feb. 17	W 48-22	Illinois	West Lafayette, Ind.
Feb. 26	L 25-27	Minnesota	West Lafayette, Ind.
Mar. 10	L 27-30	Indiana	Bloomington, Ind.
L	27-30	Wabash	Crawfordsville, Ind.
L	19-26	Chicago	Chicago, Ill.
W	28-27	Chicago	West Lafayette, Ind.

1906-07 (7-8)

Coach: C.B. Jamison
Captain: E.R. Holdson

Lineup: Lewis (f), Sartor (f), Collins (c), Holdson (g), DeBoos, Geigher and Fleming (g)

W	55-10	Indiana State	West Lafayette, Ind.
W	38-8	DePauw	West Lafayette, Ind.
Jan. 12	W 32-27	Illinois	Champaign, Ill.
W	41-18	Rose Poly	West Lafayette, Ind.
L	19-28	Wabash	West Lafayette, Ind.
L	27-33	Wisconsin	West Lafayette, Ind.
L	16-28	Chicago	Chicago, Ill.
Feb. 16	W 45-18	Illinois	West Lafayette, Ind.
L	22-23	DePauw	Greencastle, Ind.
W	33-22	Rose Poly	Terre Haute, Ind.
Jan. 26	L 26-37	Minnesota	West Lafayette, Ind.
L	9-40	Wabash	West Lafayette, Ind.
L	19-21	Chicago	Chicago, Ill.
L	10-37	Wisconsin	Madison, Wis.
W	26-19	Armour Tech.	

105 Years Of Purdue Basketball

1907-08 (5-9)

Coach: C.B. Jamison
Captain: J.C. Lewis

Lineup: Lewis (f), Eckels and Jones (f), Knox and Johnson (c), Thompson (g), Bulleit (g)

W	46-20	Indiana State	West Lafayette, Ind.
Jan. 11	L	23-24	Illinois West Lafayette, Ind.
L	24-28	Wisconsin	West Lafayette, Ind.
L	13-34	Wisconsin	Madison, Wis.
L	12-32	Northwestern	Evanston, Ill.
L	11-53	Chicago	Chicago, Ill.
W	26-8	Northwestern	West Lafayette, Ind.
Feb. 7	L	21-26	Indiana West Lafayette, Ind.
L	19-31	Chicago	West Lafayette, Ind.
W	34-26	Rose Poly	West Lafayette, Ind.
W	32-16	Earlham	West Lafayette, Ind.
Feb. 26	W	16-14	Indiana Bloomington, Ind.
Feb. 29	L	15-36	Illinois Champaign, Ill.
Mar. 11	L	25-34	Minnesota West Lafayette, Ind.

E.J. Stewart

1909 (one season)
Record: 8-4

Athletics Director Hugh Nicol was having difficulty finding a coach for the 1908-09 season. Practice had already commenced. Finally, after searching a good portion of the Midwest, Nicol came to terms with Ed Stewart from Mt. Union College just days before the season began. After four consecutive losing seasons, the first-year coach directed Purdue to an 8-4 season and second place in the conference.

1908-09 (8-4)

Coach: E. J. Stewart
Captains: J.C. Lewis

Lineup: Lewis (f), Bowman (f), Charters (c), Knox (g), Westover (g)

W	63-6	Indiana State	West Lafayette, Ind.
W	23-20	Wisconsin	West Lafayette, Ind.
W	23-13	Northwestern	Evanston, Ill.
L	11-31	Chicago	Chicago, Ill.
Jna. 30	W	17-11	Iowa West Lafayette, Ind.
Feb. 9	W	28-19	Indiana Bloomington, Ind.
W	34-19	Rose Poly	Terre Haute, Ind.
Feb. 17	L	18-24	Illinois Champaign, Ill.
L	13-30	Chicago	Chicago, Ill.
L	6-29	Wisconsin	Madison, Wis.
Mar. 5	W	28-20	Illinois West Lafayette, Ind.
Mar. 13	W	30-13	Indiana West Lafayette, Ind.



The 1911-12 Boilermakers were a perfect 12-0 and tied for the Big Ten Championship with Wisconsin.



Ralph Jones

1910-12 (three seasons)
Record: 32-9

With Jones came a marked change in style. He believed in long passing and quick movement up the court at a time when dribbling was the norm. The opening of Memorial Gym provided an additional spark to his team which eventually captured the 1911 and 1912 Big Ten titles. Following the 1912 season, he left for the University of Illinois, where he coached the Fighting Illini to a 12-4 record against the Boilermakers.

1909-10 (8-5)

Coach: Ralph Jones
Captain: D.B. Charters

Lineup: Creed (f), McVaugh (f), Charters (c), Miller (g), Stockton (g)

W	55-14	Earlham	West Lafayette, Ind.
Jan. 15	L	10-18	Minnesota Minneapolis, Minn.
W	29-17	Wisconsin	West Lafayette, Ind.
Jan. 26	W	35-9	Michigan State West Lafayette, Ind.
Jan. 29	L	17-33	Illinois Champaign, Ill.
L	19-30	Chicago	Chicago, Ill.
Feb. 8	W	23-18	Indiana Bloomington, Ind.
W	50-9	Rose Poly	West Lafayette, Ind.
L	17-15	Chicago	West Lafayette, Ind.
Mar. 1	W	62-15	Indiana West Lafayette, Ind.
Mar. 4	W	28-10	Illinois West Lafayette, Ind.
Mar. 8	W	17-15	Minnesota West Lafayette, Ind.
L	14-38	Wisconsin	Madison, Wis.

1910-11 (12-4)

Coach: Ralph Jones
Captain: K.I. Stockton

Lineup: McVaugh (f), Barr (f), Charters (c), Miller (g), Stockton (g)

W	47-24	Lafayette YMC	West Lafayette, Ind.
W	112-6	Indiana State	West Lafayette, Ind.
W	44-11	DePauw	West Lafayette, Ind.
W	34-16	Wisconsin	West Lafayette, Ind.
W	23-15	Chicago	West Lafayette, Ind.
W	51-8	Northwestern	West Lafayette, Ind.
Jan. 28	W	33-29	Illinois Champaign, Ill.
Jan. 31	W	37-32	Indiana Bloomington, Ind.
W	56-23	Earlham	West Lafayette, Ind.
W	20-14	Chicago	Chicago, Ill.
W	30-12	Northwestern	Evanston, Ill.
Feb. 16	L	15-19	Minnesota West Lafayette, Ind.
Feb. 18	L	15-25	Illinois West Lafayette, Ind.
L	17-45	Wisconsin	Madison, Wis.
Feb. 25	L	14-23	Minnesota Minneapolis, Minn.
Mar. 4	W	21-16	Indiana West Lafayette, Ind.

1911-12 (12-0)

Coach: Ralph Jones
Captain: Ed McVaugh

Lineup: Malarkey (f), Barr (f), McVaugh (c), Johnson (g), Stockton (g)

W	51-12	Butler	West Lafayette, Ind.
W	67-8	Earlham	West Lafayette, Ind.
W	31-10	Northwestern	West Lafayette, Ind.
Jan. 27	W	35-20	Illinois Champaign, Ill.
W	33-23	Chicago	West Lafayette, Ind.
Feb. 3	W	54-18	Indiana Bloomington, Ind.
Feb. 6	W	28-14	Illinois West Lafayette, Ind.
Feb. 9	W	30-16	Minnesota West Lafayette, Ind.
W	31-22	Chicago	Chicago, Ill.
W	33-13	Northwestern	Evanston, Ill.
Feb. 24	W	24-12	Minnesota Minneapolis, Minn.
Mar. 3	W	45-11	Indiana West Lafayette, Ind.



R.E. Vaughn

1913-16 (four seasons)
Record: 21-32

Vaughn played basketball for Crawfordsville High School and then went on to play collegiate football at Notre Dame. Vaughn's teams posted a winning record (7-5) in his initial season, but suffered three straight losing campaigns after that.

1912-13 (7-5)

Coach: R.E. Vaughn
Captain: G.W. Johnson

Lineup: Johnson (f), Oliphant (f), Teeple (c), Berry (g), Porter (g)

W	51-8	Rose Poly	West Lafayette, Ind.
L	15-25	Wisconsin	West Lafayette, Ind.
Jan. 21	L	18-22	Illinois Champaign, Ill.
Jan. 24	W	34-21	Indiana West Lafayette, Ind.
L	25-39	Chicago	Chicago, Ill.
Feb. 7	L	27-29	Minnesota West Lafayette, Ind.
Feb. 10	W	28-18	Ohio State West Lafayette, Ind.
W	29-19	Chicago	West Lafayette, Ind.
L	19-22	Wisconsin	Madison, Wis.
Mar. 3	W	23-8	Minnesota Minneapolis, Minn.
Mar. 7	W	12-11	Illinois West Lafayette, Ind.
Mar. 15	W	32-21	Indiana Bloomington, Ind.

1913-14 (5-9)

Coach: R.E. Vaughn
Captain: E.Q. Oliphant

Lineup: Oliphant (f), Brockenbrough (f), Little and Kenzler (c), Berry (g), Stinchfield (g)

W	42-23	Indiana State	West Lafayette, Ind.
W	30-17	Wabash	West Lafayette, Ind.
Jan. 17	L	20-26	Illinois Champaign, Ill.
Jan. 24	L	24-33	Ohio State Columbus, Ohio
L	15-20	Chicago	Chicago, Ill.
Feb. 6	L	20-35	Illinois West Lafayette, Ind.
Feb. 9	W	35-13	Indiana West Lafayette, Ind.
L	20-25	Wisconsin	Madison, Wis.
Feb. 14	L	17-21	Minnesota Minneapolis, Minn.
W	25-18	Chicago	West Lafayette, Ind.
Feb. 27	L	22-32	Ohio State West Lafayette, Ind.
Mar. 3	L	28-30	Indiana Bloomington, Ind.
Mar. 6	W	28-15	Minnesota West Lafayette, Ind.
L	13-27	Wisconsin	Madison, Wis.

1914-15 (5-8)

Coach: R.E. Vaughn
Captain: C.M. Berry

Lineup: Hake (f), Walter and Koenig (f), Moisman (c), Stinchfield (g), Berry (g)

W	34-26	Wabash	West Lafayette, Ind.
Jan. 9	W	19-17	Ohio State Columbus, Ohio
L	24-28 (OT)	Wisconsin	West Lafayette, Ind.
Jan. 16	L	8-27	Illinois Champaign, Ill.
L	8-28	Chicago	Chicago, Ill.
Feb. 6	W	19-17	Ohio State West Lafayette, Ind.
L	9-20	Chicago	West Lafayette, Ind.
Feb. 16	W	15-12	Indiana Bloomington, Ind.
L	21-26	Wisconsin	Madison, Wis.
Feb. 20	L	14-18 (OT)	Minnesota Minneapolis, Minn.
Feb. 27	L	15-22	Illinois West Lafayette, Ind.
Mar. 2	W	26-15	Indiana West Lafayette, Ind.
Mar. 6	L	13-14	Minnesota West Lafayette, Ind.



105 Years Of Purdue Basketball

1915-16 (4-10)

Coach: R.E. Vaughn
Captain: M. Stinchfield

Lineup: Brockenbrough (f), Koenig (f), Williamson (c), Stinchfield (g), Eldridge and Hart (g)

W	39-15	LaCrosse	West Lafayette, Ind.
W	25-18	Wabash	West Lafayette, Ind.
L	17-33	Wisconsin	West Lafayette, Ind.
Jan. 11	L 11-22	Illinois	Champaign, Ill.
Jan. 15	W 26-17	Indiana	West Lafayette, Ind.
Jan. 22	L 19-25	Ohio State	Columbus, Ohio
L	18-20	Northwestern	Evanston, Ill.
Feb. 4	L 19-25	Ohio State	West Lafayette, Ind.
Feb. 12	L 16-20	Minnesota	West Lafayette, Ind.
W	13-12	Northwestern	West Lafayette, Ind.
L	22-35	Wisconsin	Madison, Wis.
Feb. 26	L 18-29	Minnesota	Minneapolis, Minn.
Mar. 4	L 19-29	Illinois	West Lafayette, Ind.
Mar. 11	L 29-39	Indiana	Bloomington, Ind.



Ward "Piggy" Lambert

1917, 1919-46 (28 1/2 seasons)
Record: 371-152

Lambert's positive, low-key approach off the court, coupled with his frenetic on-court presence, helped him achieve legendary status with Purdue fans and players alike. Lambert won more games than any other Purdue coach at the time and has 11 Big Ten titles to his credit. His 228 victories in conference play are the third most of any coach in Big Ten history. Along the way, he had the pleasure of tutoring 10 consensus All-Americans and nine league-leading scorers.

1916-17 (11-3)

Coach: Ward Lambert
Captain: H.L. Hart

Lineup: Markely (f), Williamson (f), Smith (c), Church (g), Hart (g)

W	44-9	Rose Poly	West Lafayette, Ind.
W	37-10	Franklin	West Lafayette, Ind.
Dec. 15	W 21-18	Notre Dame	West Lafayette, Ind.
L	9-17	Wabash	West Lafayette, Ind.
Jan. 6	L 24-28	Illinois	West Lafayette, Ind.
W	14-12	Chicago	Chicago, Ill.
Jan. 20	W 19-17	Iowa	West Lafayette, Ind.
Jan. 28	W 22-15	Indiana	Bloomington, Ind.
W	28-18	Franklin	Franklin, Ind.
Feb. 6	W 24-18	Indiana	West Lafayette, Ind.
Feb. 9	W 29-28	Ohio State	Columbus, Ohio
W	16-13	Chicago	West Lafayette, Ind.
Feb. 17	L 16-27	Illinois	Champaign, Ill.
Mar. 3	W 32-17	Ohio State	West Lafayette, Ind.



J.J. Maloney

1918 (one season)
Record: 11-5

This attorney from Crawfordsville took charge while Lambert served his country in 1918. Practices were limited to just a few minutes per day as a result of a shortage of coal during the war effort. Despite the lack of practice time, Maloney's troops finished the season at 11-5 and defeated league champ Illinois.

1917-18 (11-5)

Coach: J.J. Maloney
Captain: P. Church

Lineup: Markley (f), Tison (f), Campbell (c), Church (g), Heine (g)

Dec. 15	W 48-12	Notre Dame	West Lafayette, Ind.
W	48-15	DePauw	West Lafayette, Ind.
Jan. 9	L 17-27	Illinois	Champaign, Ill.
W	37-27	Wabash	Crawfordsville, Ind.
L	16-21	Wisconsin	Madison, Wis.
Jan. 28	L 19-33	Iowa	Iowa City, Iowa
Feb. 4	W 50-32	Ohio State	West Lafayette, Ind.
W	30-18	Chicago	West Lafayette, Ind.
Feb. 16	W 29-26	Illinois	West Lafayette, Ind.
Feb. 22	W 38-20	Ohio State	Columbus, Ohio
W	33-20	Wabash	West Lafayette, Ind.
W	41-11	DePauw	Greencastle, Ind.
W	48-29	Franklin	Franklin, Ind.
W	46-22	Iowa	West Lafayette, Ind.
L	18-24	Wisconsin	West Lafayette, Ind.
L	15-22	Chicago	Chicago, Ill.

1918-19 (6-8)

Coach: Ward Lambert
Captain: Bob Markley

Lineup: Tison (f), Markley (f), A. Smith (c), Whipkus (g), Coffing and M.M. Smith (g)

W	28-26	DePauw	West Lafayette, Ind.
L	17-21	Chicago	Chicago, Ill.
Jan. 14	W 31-13	Notre Dame	West Lafayette, Ind.
Jan. 18	W 16-13	Illinois	Champaign, Ill.
Jan. 25	W 32-19	Iowa	West Lafayette, Ind.
L	22-23 (OT)	Northwestern	West Lafayette, Ind.
Feb. 8	W 42-20	Ohio State	West Lafayette, Ind.
L	11-20	Chicago	West Lafayette, Ind.
Feb. 15	L 24-37	Minnesota	Minneapolis, Minn.
L	27-32	Northwestern	Evanston, Ill.
Feb. 21	L 17-24	Illinois	West Lafayette, Ind.
Feb. 24	L 21-26	Minnesota	West Lafayette, Ind.
Mar. 1	W 27-21	Ohio State	Columbus, Ohio
L	16-22	Wabash	West Lafayette, Ind.

1919-20 (16-4)

Coach: Ward Lambert
Captain: Don Tison

Lineup: Tison (f), Church and Smith (f), Campbell (c), White (g), Miller (g)

W	42-19	N.A. Gymnastic Col.	West Lafayette, Ind.
Dec. 18	W 40-22	Notre Dame	West Lafayette, Ind.
W	27-24	Emroes	Fort Wayne, Ind.
W	51-16	New Castle YMCA	New Castle, Ind.
W	19-14	Kokomo K of C	Kokomo, Ind.
L	22-27	Fort Wayne K of C	Fort Wayne, Ind.
L	34-38	Wabash	West Lafayette, Ind.
Jan. 10	L 31-33	Illinois	Champaign, Ill.
Jan. 17	L 35-37	Ohio State	Columbus, Ohio
Jan. 23	W 17-9	Indiana	Bloomington, Ind.
W	32-31	DePauw	Greencastle, Ind.
W	36-19	Wabash	Crawfordsville, Ind.
W	26-25	DePauw	West Lafayette, Ind.
Feb. 7	W 36-20	Illinois	West Lafayette, Ind.
W	51-16	Northwestern	West Lafayette, Ind.
Feb. 14	W 26-21	Iowa	West Lafayette, Ind.
Feb. 20	W 42-26	Iowa	Iowa City, Iowa
W	49-20	Northwestern	Evanston, Ill.
Feb. 25	W 31-20	Indiana	West Lafayette, Ind.
Mar. 1	W 63-25	Ohio State	West Lafayette, Ind.

1920-21 (13-7)

Coach: Ward Lambert
Captain: Don White

Lineup: Masters (f), Eversman and Holwerda (f), Coffing (c), White (g), Miller (g)

W	37-28	Butler	West Lafayette, Ind.
W	53-30	Rose Poly	West Lafayette, Ind.
W	36-23	Emroes	Fort Wayne, Ind.
W	34-24	Cincinnati Ath. Club	Cincinnati, Ohio
W	41-26	Butler	Indianapolis, Ind.
L	22-42	Wabash	West Lafayette, Ind.
W	34-19	Northwestern	West Lafayette, Ind.
Jan. 22	W 40-32	Ohio State	Columbus, Ohio
Jan. 28	W 27-19	Indiana	West Lafayette, Ind.
L	22-24	Earlham	Richmond, Ind.
L	16-21	Michigan	West Lafayette, Ind.
Feb. 5	L 26-39	Illinois	West Lafayette, Ind.
L	22-24	Wabash	Crawfordsville, Ind.
Feb. 12	W 41-23	Ohio State	West Lafayette, Ind.
Feb. 19	L 15-20	Iowa	Iowa City, Iowa
Feb. 22	W 29-19	Illinois	Champaign, Ill.
W	24-15	Northwestern	Evanston, Ill.
Feb. 28	L 15-19	Michigan	Ann Arbor, Mich.
Mar. 3	W 29-20	Indiana	Bloomington, Ind.
Mar. 5	W 21-18	Iowa	West Lafayette, Ind.

1921-22 (15-3)

Coach: Ward Lambert
Captain: R.F. Miller

Lineup: Masters (f), Eversman (f), Gullion (c), Miller (g), White (g)

W	43-22	Franklin	West Lafayette, Ind.
W	33-10	Rose Poly	West Lafayette, Ind.
W	42-19	Butler	West Lafayette, Ind.
W	26-19	Chamber of Comm.	West Lafayette, Ind.
W	34-25	Wabash	Crawfordsville, Ind.
L	27-32	DePauw	Greencastle, Ind.
W	31-25	Colgate	West Lafayette, Ind.
W	42-26	Camp Benning	West Lafayette, Ind.
W	31-14	Northwestern	West Lafayette, Ind.
W	36-22	Iowa	Iowa City, Iowa
W	32-19	Northwestern	Evanston, Ill.
W	27-26	Iowa	West Lafayette, Ind.
Feb. 7	L 28-29	Illinois	Champaign, Ill.
Feb. 11	W 23-19	Indiana	Bloomington, Ind.
W	28-16	Chicago	West Lafayette, Ind.
Feb. 25	W 20-9	Indiana	West Lafayette, Ind.
Mar. 7	W 39-31	Illinois	West Lafayette, Ind.
L	27-37	Wabash	West Lafayette, Ind.

1922-23 (9-6)

Coach: Ward Lambert
Captain: A.B. Masters

Lineup: Eversman (f), Masters and Holwerda (f), Gullion (c), Robbins (g), Wellman (g)

Jan. 5	W 41-12	Rose Poly	West Lafayette, Ind.
Jan. 9	W 39-20	Notre Dame	West Lafayette, Ind.
Jan. 13	L 20-42	Butler	West Lafayette, Ind.
Jan. 15	L 17-19	Northwestern	West Lafayette, Ind.
Jan. 20	W 24-20	Illinois	Champaign, Ill.
Jan. 24	L 26-21	Indiana	West Lafayette, Ind.
Jan. 27	W 32-23	Chicago	Chicago, Ill.
Feb. 6	W 17-13	Wisconsin	West Lafayette, Ind.
Feb. 10	W 26-21	Ohio State	Columbus, Ohio
Feb. 17	L 26-28	Illinois	West Lafayette, Ind.
Feb. 24	L 19-20	Wisconsin	Madison, Wis.
Feb. 27	W 53-20	Ohio State	West Lafayette, Ind.
Mar. 3	L 35-39	Chicago	West Lafayette, Ind.
Mar. 10	W 24-22	Northwestern	Evanston, Ill.
Mar. 14	W 31-29	Indiana	Bloomington, Ind.

1923-24 (12-5)

Coach: Ward Lambert
Captain: Blair Gullion

Lineup: Spradling (f), Travis (f), Gullion (c), Robbins (g), Wellman (g)

Dec. 12	W 45-7	Rose Poly	West Lafayette, Ind.
Dec. 14	W 52-24	Earlham	Richmond, Ind.
Dec. 17	W 33-27	Washington (Mo.)	West Lafayette, Ind.
Jan. 1	W 27-22	Wabash	Crawfordsville, Ind.

105 Years Of Purdue Basketball

Jan. 5	W	35-24	W	Chicago	West Lafayette, Ind.
Jan. 8	W	24-23	W	Ohio State	West Lafayette, Ind.
Jan. 12	L	26-36	L	Iowa	Iowa City, Iowa
Jan. 19	W	37-27	W	Minnesota	West Lafayette, Ind.
Feb. 1	W	23-19	W	Hanover	West Lafayette, Ind.
Feb. 4	W	40-37	W	Minnesota	West Lafayette, Ind.
Feb. 12	W	34-15	W	Northwestern	West Lafayette, Ind.
Feb. 16	L	20-34	L	Michigan	Ann Arbor, Mich.
Feb. 20	W	37-25	W	Northwestern	Evanston, Ill.
Feb. 23	W	24-20	W	Michigan	West Lafayette, Ind.
Feb. 27	L	27-39	L	Ohio State	Columbus, Ohio
Mar. 3	L	31-40	L	Iowa	West Lafayette, Ind.
Mar. 6	L	31-35	L	Chicago	Chicago, Ill.

1924-25 (9-5)

Coach: Ward Lambert

Captain: Fred Wellman

Lineup: Spradling (f), Harmson (f), Cramer (c), Robbins (g), Wellman (g)

Dec. 16	W	41-11		Rose Poly	West Lafayette, Ind.
Dec. 19	L	32-36		Franklin	West Lafayette, Ind.
Jan. 2	W	27-23		DePauw	West Lafayette, Ind.
Jan. 9	L	19-35		Iowa	Iowa City, Iowa
Jan. 14	W	37-36		Michigan	West Lafayette, Ind.
Feb. 4	L	36-39		Indiana	Bloomington, Ind.
Feb. 7	L	16-36		Minnesota	Minneapolis, Minn.
Feb. 14	W	35-23		Iowa	West Lafayette, Ind.
Feb. 16	W	27-15		Minnesota	West Lafayette, Ind.
Feb. 23	W	30-22		Wisconsin	Madison, Wis.
Feb. 27	W	39-29		Indiana	West Lafayette, Ind.
Mar. 2	W	34-18		Illinois	West Lafayette, Ind.
Mar. 6	L	27-37		Illinois	Champaign, Ill.
Mar. 11	W	32-26		Wisconsin	West Lafayette, Ind.

1925-26 (13-4)

Coach: Ward Lambert

Captain: G. Spradling

Lineup: Spradling (f), Neuman (f), Cramer (c), Wilcox (g), Wright (g)

Dec. 8	W	29-24		Indiana State	West Lafayette, Ind.
Dec. 11	W	48-37		DePauw	West Lafayette, Ind.
Dec. 18	W	32-24		Franklin	West Lafayette, Ind.
Dec. 31	W	27-26		Missouri	West Lafayette, Ind.
Jan. 4	W	38-37		Wabash	West Lafayette, Ind.
Jan. 9	L	25-28		Ohio State	Columbus, Ohio
Jan. 13	W	29-22		Ohio State	West Lafayette, Ind.
Jan. 16	W	38-35		Northwestern	West Lafayette, Ind.
Jan. 20	W	24-17		Chicago	Chicago, Ill.
Jan. 23	L	34-37		Indiana	Bloomington, Ind.
Feb. 10	L	28-29		Illinois	Champaign, Ill.
Feb. 13	W	31-29		Indiana	West Lafayette, Ind.
Feb. 17	L	19-21		Chicago	West Lafayette, Ind.
Feb. 20	W	29-21		Wisconsin	Madison, Wis.
Feb. 26	W	32-31		Wisconsin	West Lafayette, Ind.
Mar. 1	W	28-23		Illinois	West Lafayette, Ind.
Mar. 3	W	36-26		Northwestern	Evanston, Ill.

1926-27 (12-5)

Coach: Ward Lambert

Captain: R. Wilson

Lineup: Wheeler (f), Wilson (f), Cummins (c), Wilcox (g), Kemmer (g)

W	40-27			Indiana State	West Lafayette, Ind.
L	28-34			DePauw	West Lafayette, Ind.
L	32-41			Wabash	Crawfordsville, Ind.
W	42-32			Carleton	West Lafayette, Ind.
Jan. 8	W	35-27		Ohio State	West Lafayette, Ind.
L	25-29			Iowa	West Lafayette, Ind.
Jan. 15	W	32-28		Minnesota	West Lafayette, Ind.
W	36-18			Chicago	Chicago, Ill.
W	43-35			Franklin	West Lafayette, Ind.
Feb. 12	W	33-29		Ohio State	Columbus, Ohio
Feb. 15	W	37-32		Michigan	West Lafayette, Ind.
L	28-33			Iowa	Iowa City, Iowa
W	22-19			Northwestern	West Lafayette, Ind.

Feb. 28	L	20-42		Michigan	Ann Arbor, Mich.
Mar. 5	W	29-28		Minnesota	Minneapolis, Minn.
W	44-36			Northwestern	Evanston, Ill.
W	37-30			Chicago	West Lafayette, Ind.

1927-28 (15-2)

Coach: Ward Lambert

Captain: H.L. Wheeler

Lineup: Wheeler (f), Harmson (f), Murphy (c), Schnaiter (g), Kemmer (g)

Dec. 13	W	49-24		Indiana State	West Lafayette, Ind.
Dec. 17	W	36-27		DePauw	West Lafayette, Ind.
Dec. 20	W	36-27		Butler	West Lafayette, Ind.
Jan. 2	W	40-32		Wabash	Crawfordsville, Ind.
Jan. 7	W	30-24		Illinois	Champaign, Ill.
Jan. 21	W	46-28		Iowa	Iowa City, Iowa
Jan. 24	W	28-25		Indiana	West Lafayette, Ind.
Feb. 6	W	46-33		Franklin	West Lafayette, Ind.
Feb. 11	W	35-26		Michigan	Ann Arbor, Mich.
Feb. 14	W	40-14		Illinois	West Lafayette, Ind.
Feb. 18	L	37-40		Indiana	Bloomington, Ind.
Feb. 20	W	55-33		Michigan	West Lafayette, Ind.
Feb. 23	L	22-28		Wisconsin	Madison, Wis.
Feb. 25	W	31-15		Wisconsin	West Lafayette, Ind.
Feb. 27	W	45-27		Minnesota	West Lafayette, Ind.
Mar. 5	W	44-20		Iowa	West Lafayette, Ind.
Mar. 10	W	32-24		Minnesota	Minneapolis, Minn.

1928-29 (13-4)

Coach: Ward Lambert

Captain: Wilbur Cummins

Lineup: Cummins (f), Harmson (f), Murphy (c), Schnaiter (g), Boots (g)

Dec. 12	W	44-22		Wabash	West Lafayette, Ind.
Dec. 14	W	38-21		Washington (Mo.)	St. Louis, Mo.
Dec. 21	L	27-28		Butler	Indianapolis, Ind.
Jan. 1	W	47-24		DePauw	West Lafayette, Ind.
Jan. 5	W	33-24		Illinois	West Lafayette, Ind.
Jan. 8	W	38-26		Chicago	Chicago, Ill.
Jan. 12	W	46-30		Northwestern	West Lafayette, Ind.
Jan. 14	W	64-16		Chicago	West Lafayette, Ind.
Jan. 19	W	29-23		Indiana	Bloomington, Ind.
Jan. 21	L	26-31		Wisconsin	West Lafayette, Ind.
Feb. 11	W	48-25		Evansville	West Lafayette, Ind.
Feb. 16	L	30-35		Northwestern	Evanston, Ill.
Feb. 18	W	30-16		Indiana	West Lafayette, Ind.
Feb. 22	W	39-23		Ohio State	Columbus, Ohio
Feb. 25	L	24-27		Wisconsin	Madison, Wis.
Mar. 2	W	37-23		Illinois	Champaign, Ill.
Mar. 4	W	45-34		Ohio State	West Lafayette, Ind.

1929-30 (13-2)

Coach: Ward Lambert

Captains: Charles Murphy, Glen Harmson

Lineup: Harmson (f), Kellar (f), Murphy (c), Wooden (g), Boots (g)

W	38-19			Washington (Mo.)	West Lafayette, Ind.
L	29-36			Butler	Indianapolis, Ind.
W	43-22			Vanderbilt	West Lafayette, Ind.
L	35-38			Montana State	West Lafayette, Ind.
Jan. 11	W	23-19		Michigan	West Lafayette, Ind.
Jan. 13	W	39-22		Northwestern	Evanston, Ill.
W	25-20 (OT)			Loyola-Chicago	West Lafayette, Ind.
Feb. 2	W	60-14		Ohio State	West Lafayette, Ind.
Feb. 8	W	37-25		Chicago	West Lafayette, Ind.
Feb. 15	W	27-25 (OT)		Ohio State	Columbus, Ohio
Feb. 22	W	42-24		Minnesota	Minneapolis, Minn.
Feb. 26	W	29-16		Northwestern	West Lafayette, Ind.
Mar. 1	W	50-22		Minnesota	West Lafayette, Ind.
Mar. 3	W	41-28		Michigan	Ann Arbor, Mich.
Mar. 8	W	32-20		Chicago	Chicago, Ill.

1930-31 (12-5)

Coach: Ward Lambert

Captains: John Wooden, Harry Kellar

Lineup: Eddy (f), Kellar (f), Stewart (c), Wooden (g), Parmenter (g)

W	34-22			Notre Dame	West Lafayette, Ind.
W	46-24			Washington (Mo.)	West Lafayette, Ind.
L	22-24			Pittsburgh	Pittsburgh, Pa.
W	45-17			Temple	Philadelphia, Pa.
Jan. 6	L	22-29		Michigan	Ann Arbor, Mich.
Jan. 10	W	30-15		Illinois	West Lafayette, Ind.
Jan. 12	L	23-25		Iowa	West Lafayette, Ind.
W	42-24			Miami (Ohio)	West Lafayette, Ind.
Feb. 7	W	30-23		Indiana	Bloomington, Ind.
Feb. 10	L	22-26		Illinois	Champaign, Ill.
Feb. 14	W	28-15		Indiana	West Lafayette, Ind.
Feb. 16	L	26-30		Minnesota	Minneapolis, Minn.
W	46-27			Wisconsin	West Lafayette, Ind.
Feb. 23	W	30-21		Michigan	West Lafayette, Ind.
Feb. 28	W	33-28		Minnesota	West Lafayette, Ind.
W	24-17			Wisconsin	Madison, Wis.
Mar. 7	W	39-19		Iowa	West Lafayette, Ind.

1931-32 (17-1)

Coach: Ward Lambert

Captains: John Wooden, Harry Kellar

Lineup: Eddy (f), Kellar (f), Stewart and Fehring (c), Wooden (g), Parmenter (g)

Dec. 12	W	52-23		Washington (Mo.)	St. Louis, Mo.
Dec. 15	W	32-24		Notre Dame	South Bend, Ind.
Dec. 18	W	41-23		Pittsburgh	West Lafayette, Ind.
Dec. 29	W	51-21		Montana State	West Lafayette, Ind.
Dec. 31	W	51-26		Monmouth	West Lafayette, Ind.
Jan. 4	W	49-30		Indiana	West Lafayette, Ind.
Jan. 9	L	21-28		Illinois	Champaign, Ill.
Jan. 11	W	38-22		Wisconsin	West Lafayette, Ind.
Feb. 3	W	26-23		Marquette	West Lafayette, Ind.
Feb. 8	W	38-33		Ohio State	Columbus, Ohio
Feb. 13	W	40-27		Chicago	Chicago, Ill.
Feb. 15	W	43-26		Ohio State	West Lafayette, Ind.
Feb. 20	W	48-33		Northwestern	West Lafayette, Ind.
Feb. 22	W	42-29		Indiana	Bloomington, Ind.
Feb. 27	W	28-21		Wisconsin	Madison, Wis.
Feb. 29	W	34-19		Illinois	West Lafayette, Ind.
Mar. 5	W	31-17		Northwestern	Evanston, Ill.
Mar. 7	W	53-18		Chicago	West Lafayette, Ind.

Coaching legend
Ward "Piggy"
Lambert, who
retired from
Purdue during
the 1945-46
season, was
named the
country's
most
outstanding
collegiate
basketball coach
by Esquire
magazine in
1945.



105 Years Of Purdue Basketball

1932-33 (11-7)

Coach: Ward Lambert
Captain: Ralph Parmenter

Lineup: Hertzog and Wheeler (f), Kellar and Stewart (f), Fehring (c), Cotton (g), Shaver and Parmenter (f)

Dec. 14	W	48-24	Miami (Ohio)	West Lafayette, Ind.
Dec. 17	W	47-27	St. Louis	West Lafayette, Ind.
Dec. 23	W	36-31	Notre Dame	West Lafayette, Ind.
Dec. 27	W	35-15	Wabash	West Lafayette, Ind.
Dec. 31	L	28-33	Pittsburgh	Pittsburgh, Pa.
Jan. 7	W	42-32	Minnesota	Minneapolis, Minn.
Jan. 9	L	28-35	Northwestern	Evanston, Ill.
Jan. 14	L	33-35	Iowa	West Lafayette, Ind.
Jan. 16	W	40-16	Minnesota	West Lafayette, Ind.
Feb. 3	W	38-32	Indiana State	West Lafayette, Ind.
Feb. 11	L	30-34	Iowa	Iowa City, Iowa
Feb. 13	W	41-21	Chicago	Chicago, Ill.
Feb. 18	L	27-28	Ohio State	Columbus, Ohio
Feb. 20	W	42-40	Northwestern	West Lafayette, Ind.
Feb. 25	W	37-33	Michigan	West Lafayette, Ind.
Feb. 27	L	17-29	Ohio State	West Lafayette, Ind.
Mar. 4	W	50-24	Chicago	West Lafayette, Ind.
Mar. 6	L	22-27	Michigan	Ann Arbor, Mich.

1933-34 (17-3)

Coach: Ward Lambert
Captain: Ray Eddy

Lineup: Eddy (f), Cottom (f), W.P. Fehring (c), Lowery (g), Shaver (g)

Dec. 12	W	46-30	Indiana State	West Lafayette, Ind.
Dec. 15	W	33-27	Pittsburgh	West Lafayette, Ind.
Dec. 19	L	28-39	Notre Dame	South Bend, Ind.
Dec. 23	W	37-34	Butler	West Lafayette, Ind.
Dec. 30	W	42-25	Washington (Mo.)	West Lafayette, Ind.
Jan. 1	W	34-23	Arizona	West Lafayette, Ind.
Jan. 4	W	61-25	Mississippi	West Lafayette, Ind.
Jan. 6	W	45-30	Minnesota	West Lafayette, Ind.
Jan. 8	W	36-21	Illinois	West Lafayette, Ind.
Jan. 13	W	47-13	Indiana	Bloomington, Ind.
Jan. 15	W	27-26	Wisconsin	Madison, Wis.
Feb. 7	W	38-27	Wabash	West Lafayette, Ind.
Feb. 10	L	36-38	Iowa	West Lafayette, Ind.
Feb. 12	W	51-20	Michigan	Ann Arbor, Mich.
Feb. 17	W	45-33	Iowa	Iowa City, Iowa
Feb. 19	W	47-30	Minnesota	Minneapolis, Minn.
Feb. 24	W	60-33	Michigan	West Lafayette, Ind.
Feb. 26	W	37-25	Wisconsin	West Lafayette, Ind.
Mar. 3	W	55-28	Indiana	West Lafayette, Ind.
Mar. 5	L	26-27	Illinois	Champaign, Ill.

1934-35 (17-3)

Coach: Ward Lambert
Captains: Norm Cottom, Ed Shaver

Lineup: Cottom (f), Kessler (f), Seward (c), Shaver (g), Baumbach and White (g)

Dec. 10	W	50-37	Western State	West Lafayette, Ind.
Dec. 12	W	38-18	DePaul	West Lafayette, Ind.
Dec. 17	W	37-25	Wabash	West Lafayette, Ind.
Dec. 22	W	34-31	Butler	West Lafayette, Ind.
Jan. 1	W	48-37	DePaul	Chicago, Ill.
Jan. 2	W	44-35	Marquette	Milwaukee, Wis.
Jan. 5	W	19-18	Wisconsin	Madison, Wis.
Jan. 7	L	36-37	Illinois	Champaign, Ill.
Jan. 12	W	39-21	Chicago	West Lafayette, Ind.
Jan. 14	W	33-31	Northwestern	West Lafayette, Ind.
Feb. 2	W	48-35	Chicago	Chicago, Ill.
Feb. 4	W	42-41	Ohio State	West Lafayette, Ind.
Feb. 9	W	46-39	Fordham	Bronx, N.Y.
Feb. 11	W	35-34	Temple	Philadelphia, Pa.
Feb. 16	W	35-27	Illinois	West Lafayette, Ind.
Feb. 18	W	44-38	Indiana	West Lafayette, Ind.
Feb. 23	L	39-40	Ohio State	Columbus, Ohio
Feb. 25	L	35-41	Indiana	Bloomington, Ind.
Mar. 4	W	43-24	Wisconsin	West Lafayette, Ind.
Mar. 9	W	38-24	Northwestern	Evanston, Ill.

1935-36 (16-4)

Coach: Ward Lambert
Captain: Bob Kessler

Lineup: Kessler (f), Young (f), Seward and Elliott (c), Lambert (g), Malaska and Downey (g)

Dec. 9	W	50-37	Western State	West Lafayette, Ind.
Dec. 14	W	28-24	DePaul	Chicago, Ill.
Dec. 17	W	49-26	Xavier	Cincinnati, Ohio
Dec. 21	L	39-41	Butler	Indianapolis, Ind.
Dec. 23	W	54-40	Notre Dame	West Lafayette, Ind.
Dec. 26	W	44-43	California	West Lafayette, Ind.
Dec. 28	L	41-43	New York	New York, N.Y.
Dec. 30	L	39-54	Temple	Philadelphia, Pa.
Jan. 6	W	36-27	Ohio State	Columbus, Ohio
Jan. 11	W	44-21	Chicago	Chicago, Ill.
Jan. 13	W	41-32	Michigan	West Lafayette, Ind.
Feb. 1	W	59-16	Chicago	West Lafayette, Ind.
Feb. 3	W	48-27	Ohio State	West Lafayette, Ind.
Feb. 8	W	39-38	Iowa	Iowa City, Iowa
Feb. 10	W	39-24	Minnesota	Minneapolis, Minn.
Feb. 15	W	31-27	Northwestern	West Lafayette, Ind.
Feb. 22	L	40-45	Northwestern	Evanston, Ill.
Feb. 24	W	34-29	Minnesota	West Lafayette, Ind.
Feb. 29	W	54-38	Iowa	Iowa City, Iowa
Mar. 7	W	38-37	Michigan	Ann Arbor, Mich.

1936-37 (15-5)

Coach: Ward Lambert

Captains: Jim Seward, Glynn Downey

Lineup: Young (f), Sines (f), Seward (c), Malaska (g), Downey (g)

Dec. 7	W	57-32	Western State	West Lafayette, Ind.
Dec. 12	W	35-25	Bradley	West Lafayette, Ind.
Dec. 16	W	44-14	Butler	West Lafayette, Ind.
Dec. 19	W	53-45	DePaul	Chicago, Ill.
Dec. 21	W	41-32	Toledo	West Lafayette, Ind.
Dec. 22	W	35-23	Xavier	Cincinnati, Ohio
Dec. 28	W	68-21	Montana	West Lafayette, Ind.
Jan. 4	W	43-30	Wisconsin	West Lafayette, Ind.
Jan. 9	W	37-26	Michigan	West Lafayette, Ind.
Jan. 11	W	35-31	Iowa	Iowa City, Iowa
Jan. 16	W	41-30	Indiana	Bloomington, Ind.
Jan. 18	L	37-38	Illinois	West Lafayette, Ind.
Feb. 3	L	40-47	Notre Dame	South Bend, Ind.
Feb. 8	L	41-45	Minnesota	Minneapolis, Minn.
Feb. 13	W	54-29	Iowa	West Lafayette, Ind.
Feb. 15	W	61-34	Illinois	Champaign, Ill.
Feb. 20	W	34-33	Minnesota	West Lafayette, Ind.
Feb. 22	L	16-30	Michigan	Ann Arbor, Mich.
Feb. 27	W	69-45	Indiana	West Lafayette, Ind.
Mar. 1	L	43-45	Wisconsin	Madison, Wis.

1937-38 (18-2)

Coach: Ward Lambert

Captains: Pat Malaska, Fred Beretta

Lineup: Young (f), Sines (f), Anderson (c), Malaska (g), Dickinson and Beretta (g)

Dec. 11	W	61-18	Indiana State	West Lafayette, Ind.
Dec. 13	W	56-32	Xavier	West Lafayette, Ind.
Dec. 15	W	53-26	Detroit	West Lafayette, Ind.
Dec. 18	W	60-50	DePaul	Chicago, Ill.
Dec. 20	W	55-41	Loyola-Chicago	Chicago, Ill.
Dec. 22	W	72-41	Denver	Denver, Colo.
Dec. 28	W	49-43	USC	Los Angeles, Calif.
Dec. 29	W	63-39	UCLA	Los Angeles, Calif.
Jan. 8	W	50-34	Chicago	Chicago, Ill.
Jan. 10	L	43-51	Illinois	Champaign, Ill.
Jan. 15	W	40-34	Wisconsin	West Lafayette, Ind.
Jan. 17	W	37-26	Northwestern	West Lafayette, Ind.
Feb. 5	W	38-36	Indiana	West Lafayette, Ind.
Feb. 7	W	23-13	Illinois	West Lafayette, Ind.
Feb. 12	L	29-37	Ohio State	Columbus, Ohio
Feb. 14	W	46-39	Wisconsin	Madison, Wis.
Feb. 21	W	49-36	Ohio State	West Lafayette, Ind.
Feb. 26	W	50-36	Indiana	Bloomington, Ind.
Feb. 28	W	64-33	Chicago	West Lafayette, Ind.
Mar. 5	W	42-39	Northwestern	Evanston, Ill.

1938-39 (12-7)

Coach: Ward Lambert
Captain: Gene Anderson

Lineup: Igney (f), Fisher (f), Anderson (c), Beretta (g), Dickinson and Yeager (g)

W	36-26	Monmouth	West Lafayette, Ind.	
W	39-26	Detroit	West Lafayette, Ind.	
W	43-36	DePaul	West Lafayette, Ind.	
W	51-30	Connecticut State	West Lafayette, Ind.	
L	30-35	USC	West Lafayette, Ind.	
Sugar Bowl Classic				
W	57-51	Arkansas	New Orleans, La.	
W	52-30	Western Illinois	West Lafayette, Ind.	
W	35-24	Northwestern	West Lafayette, Ind.	
Jan. 14	L	41-49	Iowa	Iowa City, Iowa
Jan. 16	L	36-39	Indiana	Bloomington, Ind.
W	39-29	Wisconsin	West Lafayette, Ind.	
Feb. 11	W	34-30	Illinois	West Lafayette, Ind.
Feb. 13	W	30-20	Minnesota	Minneapolis, Minn.
L	30-32	Wisconsin	Madison, Wis.	
Feb. 20	L	26-35	Illinois	Champaign, Ill.
Feb. 25	W	29-28	Michigan	West Lafayette, Ind.
Feb. 27	W	45-34	Indiana	West Lafayette, Ind.
Mar. 4	L	35-51	Ohio State	Columbus, Ohio
L	26-28	Chicago	West Lafayette, Ind.	

1939-40 (16-4)

Coach: Ward Lambert
Captain: Fred Beretta

Lineup: Igney (f), Sprowl (f), Fisher (c), Beretta (g), Yeager (g)

W	47-24	Western Illinois	West Lafayette, Ind.	
L	25-37	DePaul	West Lafayette, Ind.	
W	43-19	Detroit	West Lafayette, Ind.	
L	34-38	USC	West Lafayette, Ind.	
W	38-26	Washington State	West Lafayette, Ind.	
W	41-35	Oregon	West Lafayette, Ind.	
W	48-26	SMU	West Lafayette, Ind.	
W	52-41	Rice	West Lafayette, Ind.	
W	40-29	Northwestern	Evanston, Ill.	
Jan. 8	W	49-32	Ohio State	West Lafayette, Ind.
W	49-36	Wisconsin	West Lafayette, Ind.	
Jan. 15	W	50-34	Minnesota	West Lafayette, Ind.
Feb. 10	L	39-46	Indiana	Bloomington, Ind.
W	52-30	Chicago	Chicago, Ill.	
Feb. 17	W	33-27	Illinois	West Lafayette, Ind.
Feb. 19	W	25-17	Michigan	Ann Arbor, Mich.
W	48-43 (OT)	Wisconsin	Madison, Wis.	
Feb. 26	W	50-29	Iowa	West Lafayette, Ind.
Mar. 2	L	45-51	Indiana	West Lafayette, Ind.
Mar. 4	W	34-31	Illinois	West Lafayette, Ind.

1940-41 (13-7)

Coach: Ward Lambert
Captain: Bob Igney

Lineup: Sprowl (f), Igney (f), Blanken (c), Caress (g), Blemker (g)

W	42-35	St. Joseph	West Lafayette, Ind.	
W	65-41	Western Illinois	West Lafayette, Ind.	
W	50-19	Wayne State	West Lafayette, Ind.	
W	67-28	Wabash	West Lafayette, Ind.	
L	33-37	DePaul	Chicago, Ill.	
W	50-35	Loyola-Chicago	Chicago, Ill.	
W	41-28	Indiana State	West Lafayette, Ind.	
Jan. 6	L	34-49	Illinois	West Lafayette, Ind.
Jan. 11	W	41-40	Michigan	West Lafayette, Ind.
L	42-48 (OT)	Wisconsin	Madison, Wis.	
W	38-15	Detroit	West Lafayette, Ind.	
Feb. 1	W	40-36	Indiana	West Lafayette, Ind.
Feb. 3	W	46-29	Illinois	West Lafayette, Ind.
W	48-36	Chicago	West Lafayette, Ind.	
Feb. 15	L	38-57	Ohio State	Columbus, Ohio
L	42-43	Wisconsin	West Lafayette, Ind.	
Feb. 22	L	50-68	Minnesota	Minneapolis, Minn.

105 Years Of Purdue Basketball

W	52-49 (OT)	Iowa	Iowa City, Iowa
L	29-47	Indiana	Bloomington, Ind.
W	38-20	Northwestern	West Lafayette, Ind.

1941-42 (14-7)

Coach: Ward Lambert
Captain: Don Blanken

Lineup: Sprowl (f), Tierney (f), Menke (c), Blanken (g), Polk (g)

Dec. 8	W	41-29	Wabash	West Lafayette, Ind.
Dec. 12	W	30-26	DePaul	West Lafayette, Ind.
Dec. 17	W	38-27	UCLA	West Lafayette, Ind.
Dec. 19	L	39-54	Great Lakes	West Lafayette, Ind.
Dec. 27	W	50-34	Butler	Indianapolis, Ind.
Dec. 31	W	55-31	Texas A&M	West Lafayette, Ind.
Jan. 3	W	64-19	Chicago	West Lafayette, Ind.
Jan. 5	W	36-18	Michigan	West Lafayette, Ind.
Jan. 6	L	34-49	Illinois	West Lafayette, Ind.
Jan. 10	W	45-32	Ohio State	West Lafayette, Ind.
Jan. 12	L	39-40	Indiana	Bloomington, Ind.
Jan. 26	L	39-46	Minnesota	West Lafayette, Ind.
Jan. 31	L	40-46	Ohio State	Columbus, Ohio
Feb. 7	W	45-44	Iowa	West Lafayette, Ind.
Feb. 9	W	50-41	Northwestern	West Lafayette, Ind.
Feb. 14	L	27-34	Minnesota	Minneapolis, Minn.
Feb. 16	W	40-34	Wisconsin	West Lafayette, Ind.
Feb. 21	W	51-27	Chicago	Chicago, Ill.
Feb. 23	W	56-42	Northwestern	Evanston, Ill.
Feb. 28	L	36-42	Iowa	Iowa City, Iowa
Mar. 2	W	52-41	Michigan	Ann Arbor, Mich.
Mar. 7	L	32-34	Illinois	Champaign, Ill.

1942-43 (9-11)

Coach: Ward Lambert
Captain: Allen Menke

Lineup: Kennedy and Biggs (f), Brower and Friend (f), Menke (c), Ehlers (g), Lawson (g)

Dec. 10	W	43-28	Wabash	West Lafayette, Ind.
Dec. 12	L	37-45	DePaul	Chicago, Ill.
Dec. 14	W	44-35	Butler	West Lafayette, Ind.
Dec. 19	L	43-46	Notre Dame	South Bend, Ind.
	W	43-42	Washington (Mo.)	West Lafayette, Ind.
Jan. 1	L	37-41	Toledo	Toledo, Ohio
Jan. 4	L	43-48	Great Lakes	West Lafayette, Ind.
	W	59-22	Chicago	West Lafayette, Ind.
Jan. 16	W	49-42	Minnesota	Minneapolis, Minn.
Jan. 18	L	48-40	Minnesota	Minneapolis, Minn.
Jan. 23	L	32-34	Ohio State	West Lafayette, Ind.
Jan. 25	W	56-38	Ohio State	West Lafayette, Ind.
Jan. 30	L	35-53	Indiana	Bloomington, Ind.
	L	40-67	Northwestern	Evanston, Ill.
	L	38-60	Great Lakes	West Lafayette, Ind.
Feb. 15	L	34-37	Michigan	Ann Arbor, Mich.
Feb. 16	W	33-27	Michigan	Ann Arbor, Mich.
Feb. 20	W	49-35	Iowa	Iowa City, Iowa
	L	45-53	Wisconsin	West Lafayette, Ind.
	W	41-38	Indiana	West Lafayette, Ind.

1943-44 (11-10)

Coach: Ward Lambert
Captain: Paul Friend

Lineup: P. Hoffman (f), Lodge and Horn (f), Frazier (c), Haag (g), Friend (g)

	W	46-41	DePauw V-5	West Lafayette, Ind.
	W	49-32	DePauw	West Lafayette, Ind.
	L	52-58	Great Lakes	West Lafayette, Ind.
	L	40-47	Notre Dame	South Bend, Ind.
	L	59-60	DePauw V-5	Greencastle, Ind.
Dec. 19	L	32-35	Notre Dame	West Lafayette, Ind.
	W	70-27	Chicago	Chicago, Ill.
Jan. 14	W	51-38	Minnesota	West Lafayette, Ind.
Jan. 15	W	43-17	Minnesota	West Lafayette, Ind.
Jan. 18	W	62-43	Indiana	West Lafayette, Ind.
Jan. 21	W	46-44	Michigan	West Lafayette, Ind.
Jan. 22	W	51-35	Michigan	West Lafayette, Ind.

Feb. 4	L	37-39	DePaul	Chicago, Ill.
Feb. 5	W	59-49	Ohio State	Columbus, Ohio
	L	47-54	Ohio State	Columbus, Ohio
	W	48-28	Wabash	West Lafayette, Ind.
	L	46-60	Great Lakes	West Lafayette, Ind.
Feb. 18	L	43-46	Iowa	Iowa City, Iowa
	W	52-50	Wisconsin	Madison, Wis.
	L	45-51	Northwestern	West Lafayette, Ind.
Mar. 4	L	45-51	Indiana	Bloomington, Ind.

1944-45 (9-11)

Coach: Ward Lambert
Captain: Charles Haag

Lineup: Gosewehr (f), Anderson (f), P. Hoffman (c), Haag (g), Hinga (g)

	W	51-49	Bunker Hill AFB	West Lafayette, Ind.
	W	47-31	DePauw	West Lafayette, Ind.
	L	48-49	DePauw	Greencastle, Ind.
	L	47-60	Great Lakes	West Lafayette, Ind.
Dec. 27	L	47-49	Notre Dame	South Bend, Ind.
Jan. 2	W	44-32	Notre Dame	West Lafayette, Ind.
Jan. 6	W	37-36	Ohio State	West Lafayette, Ind.
Jan. 8	L	44-49	Minnesota	Minneapolis, Minn.
Jan. 13	L	34-61	Iowa	Iowa City, Iowa
Jan. 17	L	50-51	Indiana	Bloomington, Ind.
	W	52-48	Northwestern	West Lafayette, Ind.
Jan. 22	L	35-50	Ohio State	Columbus, Ohio
	W	54-45	Minnesota	West Lafayette, Ind.
	W	45-34	Wisconsin	West Lafayette, Ind.
	W	59-49	Northwestern	Evanston, Ill.
	L	34-50	DePaul	Chicago, Ill.
Feb. 7	W	62-48	Indiana	West Lafayette, Ind.
Feb. 12	L	43-48	Iowa	West Lafayette, Ind.
	L	48-64	Wisconsin	West Lafayette, Ind.
	L	56-70	Great Lakes	



Mel Taube

1946-50 (4 1/2 seasons)
Record: 45-46

Taube became the 12th head coach in Purdue history after serving as Lambert's assistant since 1936. Many considered him to have been the tactician behind the operation in Lambert's later years. Unable to continue in the footsteps of a legend, Taube resigned under pressure on March 27, 1950.

1945-46 (10-11)

Coach: Ward Lambert, Mel Taube
Captain: M.W. Anderson

Lineup: P. Hoffman (f), Anderson (f), Miller (c), Lawson (g), Haag (g)

	W	48-37	Indiana State	West Lafayette, Ind.
	W	51-44	Camp Atterbury	West Lafayette, Ind.
	W	55-51	Louisville	Louisville, Ky.
	W	32-28	Washington (Mo.)	West Lafayette, Ind.
	W	51-45	Louisville	West Lafayette, Ind.
Dec. 22	L	47-49	Notre Dame	South Bend, Ind.
	L	50-51	Great Lakes	West Lafayette, Ind.
Jan. 2	L	48-50	Notre Dame	West Lafayette, Ind.
Jan. 5	L	50-57	Ohio State	Columbus, Ohio
	L	44-52	Northwestern	West Lafayette, Ind.
	W	53-49	Wisconsin	Madison, Wis.
Jan. 16	W	49-38	Indiana	West Lafayette, Ind.
Jan. 20	L	43-49	Iowa	West Lafayette, Ind.
Jan. 21	L	38-48	Ohio State	West Lafayette, Ind.
Jan. 26	L	43-56	Minnesota	Minneapolis, Minn.
	W	59-46	Wisconsin	West Lafayette, Ind.
	L	54-63	Northwestern	Evanston, Ill.
	W	65-40	Minnesota	West Lafayette, Ind.

Mar. 1	L	41-43	Iowa	Iowa City, Iowa
	W	56-45	Great Lakes	West Lafayette, Ind.
Feb. 16	L	47-57	Indiana	Bloomington, Ind.

1946-47 (9-11)

Coach: Mel Taube
Captain: Paul Hoffman

Lineup: Hoffman (f), Anderson and Lodge (f), Miller and Trump (c), Ehlers (g), Berberian (g)

Dec. 9	W	55-34	Wabash	West Lafayette, Ind.
Dec. 14	W	54-49	Indiana State	West Lafayette, Ind.
Dec. 20	W	55-53	Saint Louis	West Lafayette, Ind.
Jan. 2	L	53-59	UCLA	West Lafayette, Ind.
Jan. 6	W	57-41	DePaul	West Lafayette, Ind.
Jan. 11	W	60-56	Notre Dame	West Lafayette, Ind.
Jan. 13	L	46-62	Indiana	Bloomington, Ind.
Jan. 18	L	43-66	Michigan	Ann Arbor, Mich.
Jan. 20	W	52-46	Iowa	West Lafayette, Ind.
Jan. 25	L	43-74	Notre Dame	South Bend, Ind.
Jan. 27	W	66-63	Minnesota	West Lafayette, Ind.
Feb. 5	W	51-42	Illinois	West Lafayette, Ind.
Feb. 8	L	53-54	Northwestern	Evanston, Ill.
Feb. 10	L	61-75	Ohio State	Columbus, Ohio
Feb. 15	L	69-81	Minnesota	Minneapolis, Minn.
Feb. 17	W	56-45	Michigan	West Lafayette, Ind.
Feb. 22	L	48-56	Butler	Indianapolis, Ind.
Feb. 24	L	60-72	Wisconsin	West Lafayette, Ind.
Mar. 1	L	48-51	Iowa	Iowa City, Iowa
Mar. 3	L	38-54	Indiana	Bloomington, Ind.

1947-48 (11-9)

Coach: Mel Taube
Captain: Bill Berberian

Lineup: Axness (f), Caudell (f), Williams and Butterfield (c), Butchko and Theissen (g), Berberian (g)

Dec. 6	L	43-44	Xavier	West Lafayette, Ind.
Dec. 8	W	60-56	Nebraska	Lincoln, Neb.
Dec. 10	W	61-44	Marquette	West Lafayette, Ind.
Dec. 15	W	50-29	Pittsburgh	West Lafayette, Ind.
Dec. 20	W	50-48	Michigan State	West Lafayette, Ind.
Dec. 23	W	60-50	Washington	West Lafayette, Ind.
Jan. 1	L	50-52	Butler	Indianapolis, Ind.
Jan. 2	L	40-42	Notre Dame	South Bend, Ind.
Jan. 5	W	58-49	Indiana	West Lafayette, Ind.
Jan. 10	L	49-60	Iowa	Iowa City, Iowa
Jan. 17	W	52-41	Northwestern	West Lafayette, Ind.
Jan. 19	L	44-49	Wisconsin	Madison, Wis.
Jan. 24	W	69-64	Ohio State	West Lafayette, Ind.
Feb. 7	L	33-41	Iowa	Iowa City, Iowa
Feb. 9	W	53-51	Minnesota	Minneapolis, Minn.
Feb. 14	L	56-69	Michigan	Ann Arbor, Mich.
Feb. 17	W	54-38	Minnesota	West Lafayette, Ind.
Feb. 21	L	54-98	Illinois	Champaign, Ill.
Feb. 23	L	36-46	Michigan	West Lafayette, Ind.
Feb. 28	W	51-49	Indiana	Bloomington, Ind.

1948-49 (13-9)

Coach: Mel Taube
Captain: Norris Caudell

Lineup: Caudell (f), Williams (f), Butterfield (c), Butchko (g), Berberian (g)

	W	51-42	Detroit	West Lafayette, Ind.
	W	65-51	Marquette	Milwaukee, Wis.
	W	47-46	Kansas	West Lafayette, Ind.
	W	64-47	Nebraska	West Lafayette, Ind.
	W	71-58	Drake	Des Moines, Iowa
	W	54-47	Drake	Des Moines, Iowa
Dec. 27	L	50-51	Notre Dame	South Bend, Ind.
	L	42-47	Butler	Indianapolis, Ind.
	L	33-42	Loyola	West Lafayette, Ind.
	W	66-48	Michigan State	East Lansing, Mich.
Jan. 8	W	73-53	Iowa	Iowa City, Iowa
Jan. 10	W	45-36	Michigan	West Lafayette, Ind.
Jan. 15	L	52-67	Minnesota	West Lafayette, Ind.



105 Years Of Purdue Basketball

NOTE

From 1949-2003, the fourth column represents the Associated Press national ranking of Purdue and its opponent entering the game.

Jan. 17	L	42-56	Indiana	West Lafayette, Ind.
Jan. 22	L	56-66	Ohio State	Columbus, Ohio
Jan. 29	W	60-54	Northwestern	Evanston, Ill.
Jan. 31	W	55-53	-6 Illinois	West Lafayette, Ind.
Feb. 7	W	54-46	Iowa	West Lafayette, Ind.
Feb. 14	W	53-48	Wisconsin	West Lafayette, Ind.
Feb. 19	L	50-56	Indiana	West Lafayette, Ind.
Feb. 21	L	53-64	Michigan	Ann Arbor, Mich.
Feb. 26	L	48-58	-5 Minnesota	Minneapolis, Minn.

1949-50 (9-13)

Coach: Mel Taube

Captain: Howard Williams

Lineup: Axness (f), Westall and Brewster and Horn (f), Butchko (c), Williams (g), Bahler and Banks (g)

Dec. 3	W	70-49	DePauw	West Lafayette, Ind.
Dec. 10	L	52-60	Kansas	Lawrence, Kan.
Dec. 13	W	81-51	Drake	West Lafayette, Ind.
Dec. 17	W	71-65	Bradley	Peoria, Ill.
Dec. 21	W	75-54	Western Reserve	West Lafayette, Ind.
Dec. 23	L	54-60	Kentucky	West Lafayette, Ind.
Dec. 29	L	52-57	Butler	Indianapolis, Ind.
Dec. 30	L	41-59	Notre Dame	South Bend, Ind.
Jan. 7	L	58-60	Northwestern	West Lafayette, Ind.
Jan. 9	L	54-59	-16 Illinois	Champaign, Ill.
Jan. 14	L	40-67	-11 Minnesota	Minneapolis, Minn.
Jan. 16	W	64-55	Iowa	West Lafayette, Ind.
Jan. 21	L	39-49	-18 Indiana	West Lafayette, Ind.
Jan. 28	W	74-58	Marquette	West Lafayette, Ind.
Jan. 30	L	52-59	-13 Ohio State	West Lafayette, Ind.
Feb. 4	W	69-53	Michigan State	West Lafayette, Ind.
Feb. 6	L	60-66	Iowa	Iowa City, Iowa
Feb. 11	W	61-53	Michigan	West Lafayette, Ind.
Feb. 18	L	50-60	Indiana	Bloomington, Ind.
Feb. 20	L	45-56	Wisconsin	Madison, Wis.
Feb. 25	W	55-39	Minnesota	West Lafayette, Ind.



Ray Eddy

1951-65 (15 seasons)

Record: 176-164

Eddy placed a great deal of emphasis on the academic success of his players. During his 15 years at Purdue, he was able to attract a number of talented players, including All-Americans Terry Dischinger and Dave Schellhase. While finishing as Big Ten runner-up on three different occasions, Purdue failed to win the title during Eddy's tenure.

1950-51 (8-14)

Coach: Ray Eddy

Captain: Glen Bahler

Lineup: Greiner and Dermudy (f), Bahler (f), McNulty (c), Brewster (g), Schmidt and Server (g)

Dec. 2	W	75-46	Wabash	West Lafayette, Ind.
Dec. 6	L	44-60	Kansas State	West Lafayette, Ind.
Dec. 9	L	52-70	Kentucky	Lexington, Ky.
Dec. 13	L	73-88	Bradley	Peoria, Ill.
Dec. 20	W	73-64	Pennsylvania	West Lafayette, Ind.
Dec. 22	L	70-83	-14 Notre Dame	South Bend, Ind.
Dec. 23	W	65-59	Butler	Indianapolis, Ind.
Jan. 2	L	60-61	Michigan	West Lafayette, Ind.
Jan. 6	L	53-73	Iowa	Iowa City, Iowa

Jan. 14	L	55-78	Minnesota	Minneapolis, Minn.
Jan. 20	L	56-77	-6 Indiana	West Lafayette, Ind.
Jan. 27	L	79-97	Northwestern	Evanston, Ill.
Jan. 29	W	59-55	Michigan State	West Lafayette, Ind.
Feb. 3	L	72-84	Ohio State	Columbus, Ohio
Feb. 5	L	76-85	-16 Illinois	West Lafayette, Ind.
Feb. 10	W	76-58	Marquette	Milwaukee, Wis.
Feb. 12	W	62-46	Wisconsin	West Lafayette, Ind.
Feb. 17	L	65-70	-11 Illinois	Champaign, Ill.
Feb. 19	W	81-78	Minnesota	W. Lafayette
Feb. 24	L	53-68	-4 Indiana	Bloomington, Ind.
Feb. 26	L	83-84	Northwestern	W. Lafayette
Mar. 3	W	64-61	Wisconsin	Madison, Wis.

1951-52 (8-14)

Coach: Ray Eddy

Captain: Carl McNulty

Lineup: Brewster and Calhoun (f), Hall and Runyan (f), McNulty (c), Server and Blind (g), Dermody and Toeppe (g)

Dec. 1	L	51-67	Kansas State	Manhattan, Kan.
Dec. 6	W	68-56	DePauw	West Lafayette, Ind.
Dec. 10	W	81-68	Marquette	West Lafayette, Ind.
Dec. 15	W	82-65	-17 Louisville	West Lafayette, Ind.
Dec. 18	W	60-54	Bradley	Peoria, Ill.
Dec. 28	W	55-51	Butler	Indianapolis, Ind.
Dec. 29	L	50-64	-19 Notre Dame	South Bend, Ind.
Jan. 5	W	79-64	Wisconsin	Madison, Wis.
Jan. 12	L	83-85	Northwestern	Evanston, Ill.
Jan. 14	L	69-85	Ohio State	West Lafayette, Ind.
Jan. 19	L	77-82	-14 Indiana	West Lafayette, Ind.
Jan. 26	L	47-56	Michigan State	East Lansing, Mich.
Jan. 28	L	57-84	-1 Illinois	Champaign, Ill.
Feb. 2	L	50-65	Minnesota	West Lafayette, Ind.
Feb. 4	L	53-64	-10 St. John's	West Lafayette, Ind.
Feb. 9	L	70-93	-18 Indiana	West Lafayette, Ind.
Feb. 11	W	78-67	Wisconsin	West Lafayette, Ind.
Feb. 16	L	67-90	-5 Iowa	West Lafayette, Ind.
Feb. 18	W	72-65	Northwestern	West Lafayette, Ind.
Feb. 23	L	56-59	Minnesota	Minneapolis, Minn.
Mar. 1	L	71-82	-2 Illinois	West Lafayette, Ind.
Mar. 3	L	60-68	Michigan	Ann Arbor, Mich.

1952-53 (4-18)

Coach: Ray Eddy

Captain: Glen Calhoun

Lineup: Runyan (f), Dunn and Toeppe (f), Calhoun (c), Blind (g), Dermody and Boyer (g)

Dec. 6	L	61-67	Butler	Indianapolis, Ind.
Dec. 8	L	85-89	Louisville	Louisville, Ky.
Dec. 13	W	87-64	Wabash	West Lafayette, Ind.
Dec. 20	W	65-59	Wisconsin	West Lafayette, Ind.
Dec. 22	L	73-88	Michigan	West Lafayette, Ind.
Jan. 3	L	46-50	Wisconsin	Madison, Wis.
Jan. 5	L	71-87	-4 Illinois	West Lafayette, Ind.
Jan. 10	L	65-67	Ohio State	West Lafayette, Ind.
Jan. 14	L	55-71	Notre Dame	West Lafayette, Ind.
Jan. 19	L	75-88	-6 Indiana	West Lafayette, Ind.
Jan. 24	W	69-58	Iowa	West Lafayette, Ind.
Jan. 26	L	72-77	-19 Minnesota	West Lafayette, Ind.
Jan. 31	L	65-84	Northwestern	Evanston, Ill.
Feb. 2	L	77-79	Ohio State	Columbus, Ohio
Feb. 7	L	50-74	Minnesota	Minneapolis, Ind.
Feb. 14	W	81-73	Northwestern	West Lafayette, Ind.
Feb. 16	L	67-93	-5 Illinois	Champaign, Ill.
Feb. 21	L	57-68	Michigan State	East Lansing, Mich.
Feb. 23	L	78-113	-2 Indiana	Bloomington, Ind.
Feb. 28	L	72-77	Michigan State	West Lafayette, Ind.
Mar. 2	L	81-99	Michigan	Ann Arbor, Mich.
Mar. 7	L	56-65	Iowa	Iowa City, Iowa

1953-54 (9-13)

Coach: Ray Eddy

Captain: Don Beck

Lineup: Sexson (f), Dunn (f), Beck (c), Blind (g), Lorenz and Bonhomme (g)

Dec. 2	W	83-64	Valparaiso	West Lafayette, Ind.
Dec. 5	W	71-61	Wabash	West Lafayette, Ind.
Dec. 8	W	77-73 (OT)	Bradley	Peoria, Ill.
Dec. 12	W	82-70	Loyola-Chicago	West Lafayette, Ind.
Dec. 15	L	65-67	Butler	West Lafayette, Ind.
Dec. 19	W	80-72	Washington (Mo.)	St. Louis, Mo.
Dec. 28	W	78-69	Rutgers	West Lafayette, Ind.
Jan. 2	L	57-66	Wisconsin	Madison, Wis.
Jan. 9	L	74-91	Ohio State	Columbus, Ohio
Jan. 11	L	67-73	-3 Indiana	Bloomington, Ind.
Jan. 16	W	78-63	Northwestern	West Lafayette, Ind.
Jan. 19	L	74-95	Notre Dame	South Bend, Ind.
Jan. 23	L	62-70	Iowa	West Lafayette, Ind.
Jan. 25	L	64-80	-9 Minnesota	Minneapolis, Minn.
Jan. 30	L	73-77	Ohio State	West Lafayette, Ind.
Feb. 6	L	64-67	-12 Minnesota	Minneapolis, Minn.
Feb. 8	L	55-89	Illinois	Champaign, Ill.
Feb. 13	W	64-50	Michigan State	West Lafayette, Ind.
Feb. 15	L	50-86	-3 Indiana	West Lafayette, Ind.
Feb. 20	L	72-90	Northwestern	Evanston, Ill.
Feb. 27	W	71-66	Wisconsin	West Lafayette, Ind.
Mar. 1	L	79-83	Michigan	Ann Arbor, Mich.

1954-55 (12-10)

Coach: Ray Eddy

Captain: Don Beck

Lineup: Beck (f), Sexson (f), Dunn (c), Thornburg (g), Blind (g)

W	77-57	Rutgers	Piscataway, N.J.	
L	68-69	Pennsylvania	Philadelphia, Pa.	
Dec. 8	W	62-50	Valparaiso	West Lafayette, Ind.
Dec. 11	W	81-75	SMU	West Lafayette, Ind.
Dec. 15	W	78-58	-20 Notre Dame	West Lafayette, Ind.
W	82-54	Butler	Indianapolis, Ind.	
Dec. 21	W	72-44	Washington (Mo.)	West Lafayette, Ind.
Jan. 3	W	109-92	Bradley	Peoria, Ill.
Jan. 8	W	78-77	Northwestern	West Lafayette, Ind.
Jan. 10	L	73-83	-12 Illinois	West Lafayette, Ind.
Jan. 15	L	88-102	17/14 Minnesota	Minneapolis, Minn.
Jan. 17	L	88-93 (OT)	-17 Northwestern	Evanston, Ill.
Jan. 22	W	93-82	Ohio State	West Lafayette, Ind.
Jan. 29	L	56-59 (6OT)	Minnesota	West Lafayette, Ind.
Jan. 31	L	72-79	Michigan State	East Lansing, Mich.
Feb. 5	L	67-76	Iowa	Iowa City, Iowa
Feb. 12	L	70-80	Michigan	West Lafayette, Ind.
Feb. 14	W	75-63	Wisconsin	West Lafayette, Ind.
Feb. 14	W	82-70	Ohio State	Columbus, Ohio
Feb. 21	L	62-75	Indiana	West Lafayette, Ind.
Feb. 26	W	92-67	Indiana	West Lafayette, Ind.
Feb. 28	L	73-75	Wisconsin	Madison, Wis.

105 Years Of Purdue Basketball

1955-56 (16-6)

Coach: Ray Eddy

Captain: Joe Sexson

Lineup: Sexson (f), Bonhomme (f), Lundy (c), Thornburg (g), Campbell (g)

Dec. 3	W	62-58	Missouri	West Lafayette, Ind.
Dec. 9	W	59-58	USC	Los Angeles, Calif.
Dec. 10	L	60-76	-16 UCLA	Los Angeles, Calif.
Dec. 14	W	69-68	Loyola-Chicago	Chicago, Ill.
Dec. 17	W	79-65	Valparaiso	West Lafayette, Ind.
Dec. 20	W	67-59	Butler	West Lafayette, Ind.
Dec. 31	W	73-61	Princeton	West Lafayette, Ind.
Jan. 2	W	78-66	Wisconsin	Madison, Wis.
Jan. 7	W	68-54	Northwestern	West Lafayette, Ind.
Jan. 9	L	67-74	Michigan	Ann Arbor, Mich.
Jan. 14	W	66-62	Michigan State	East Lansing, Mich.
Jan. 16	L	76-92	-8 Illinois	West Lafayette, Ind.
Jan. 21	W	70-69	-11 Ohio State	West Lafayette, Ind.
Jan. 23	L	63-67	-20 Iowa	West Lafayette, Ind.
Jan. 30	W	78-68	Northwestern	Evanston, Ill.
Feb. 4	W	75-67	Minnesota	West Lafayette, Ind.
Feb. 13	L	75-88	-17 Iowa	Iowa City, Iowa
Feb. 18	W	80-68	Notre Dame	South Bend, Ind.
Feb. 20	L	77-102	-13 Illinois	Champaign, Ill.
Feb. 25	W	63-56	Michigan State	West Lafayette, Ind.
Feb. 27	W	72-63	Michigan	West Lafayette, Ind.
Mar. 3	W	73-71	Indiana	Bloomington, Ind.

1956-57 (15-7)

Coach: Ray Eddy

Captain: Joe Campbell

Lineup: Greve (f), McCormick (f), Lundy (c), Campbell (g), Kerth and Austin (g)

Dec. 1	W	62-60	Evansville	Evansville, Ind.
Dec. 8	W	71-69	Missouri	Columbia, Mo.
Dec. 12	W	83-78	DePaul	West Lafayette, Ind.
Dec. 15	W	85-72	Notre Dame	West Lafayette, Ind.
Dec. 17	L	62-65	Nebraska	West Lafayette, Ind.
Dec. 22	W	83-79	Butler	Indianapolis, Ind.
Dec. 29	W	64-61	Princeton	West Lafayette, Ind.
Jan. 5	W	72-71	Michigan State	East Lansing, Mich.
Jan. 7	L	68-75	Ohio State	Columbus, Ohio
Jan. 12	W	70-64	Indiana	West Lafayette, Ind.
Jan. 14	W	77-57	Northwestern	West Lafayette, Ind.
Jan. 26	W	74-65	Valparaiso	Valparaiso, Ind.
Jan. 28	W	81-77	Northwestern	Evanston, Ill.
Feb. 2	W	85-74	-7 Illinois	West Lafayette, Ind.
Feb. 4	L	54-66	Michigan	Ann Arbor, Mich.
Feb. 9	L	67-74	17/- Iowa	Iowa City, Iowa
Feb. 11	L	66-68	17/- Michigan State	West Lafayette, Ind.
Feb. 16	L	61-74	Minnesota	Minneapolis, Minn.
Feb. 18	W	66-63	Michigan	West Lafayette, Ind.
Feb. 23	L	78-80	Illinois	Champaign, Ill.
Mar. 2	W	85-66	Wisconsin	West Lafayette, Ind.
Mar. 4	W	72-63	Iowa	West Lafayette, Ind.

1957-58 (14-8)

Coach: Ray Eddy

Captains: Bill Greve, Frank Cummings

Lineup: Greve (f), Fehrman (f), Eison (c), Merriweather (g), Austin (g)

Dec. 2	W	79-66	Miami (Ohio)	West Lafayette, Ind.
Dec. 7	W	76-49	Missouri	West Lafayette, Ind.
Dec. 9	L	73-79	Kansas State	West Lafayette, Ind.
Dec. 14	W	70-61	Nebraska	Lincoln, Neb.
Dec. 17	L	55-60	DePaul	Chicago, Ill.
Dec. 19	W	74-62	South Dakota	West Lafayette, Ind.

HOOSIER BUTLER CLASSIC

Dec. 27	L	61-68	Notre Dame	Indianapolis, Ind.
Dec. 28	W	83-78	Butler	Indianapolis, Ind.
Jan. 4	L	76-83	Minnesota	Minneapolis, Minn.
Jan. 6	W	68-66	Indiana	West Lafayette, Ind.
Jan. 11	L	75-84	-14 Michigan State	East Lansing, Mich.
Jan. 18	W	62-47	Wisconsin	West Lafayette, Ind.

Jan. 27	L	73-75	Ohio State	Columbus, Ohio
Feb. 1	W	72-66	Michigan	Ann Arbor, Mich.
Feb. 3	W	84-72	Northwestern	West Lafayette, Ind.
Feb. 8	W	83-63	Ohio State	West Lafayette, Ind.
Feb. 10	L	84-99	Illinois	Champaign, Ill.
Feb. 15	W	81-76	Wisconsin	Madison, Wis.
Feb. 22	W	88-79	Minnesota	West Lafayette, Ind.
Feb. 24	W	72-70	-12 Michigan State	West Lafayette, Ind.
Mar. 1	L	95-109	Indiana	Bloomington, Ind.
Mar. 3	W	65-59	Iowa	West Lafayette, Ind.

1958-59 (15-7)

Coach: Ray Eddy

Captain: Bob Fehrman

Lineup: Greve (f), Fehrman (f), Eison (c), Austin (g), Merriweather (g)

Dec. 1	L	83-96	Kansas State	Manhattan, Kan.
Dec. 6	W	65-57	Missouri	Columbia, Mo.
Dec. 10	W	89-71	DePaul	West Lafayette, Ind.
Dec. 13	W	83-82	Evansville	Evansville, Ind.
Dec. 15	W	78-62	Pacific	West Lafayette, Ind.
Dec. 20	W	55-44	South Dakota	West Lafayette, Ind.

HOOSIER BUTLER CLASSIC

Dec. 26	W	78-65	Butler	Indianapolis, Ind.
Dec. 27	W	74-59	Notre Dame	Indianapolis, Ind.
Jan. 3	L	75-82	18/- Michigan	West Lafayette, Ind.
Jan. 5	L	69-77	18/- Indiana	Bloomington, Ind.
Jan. 10	W	84-61	Wisconsin	West Lafayette, Ind.
Jan. 17	L	62-64	Minnesota	Minneapolis, Minn.
Jan. 24	W	86-69	Ohio State	West Lafayette, Ind.
Jan. 31	W	102-81	-18 Illinois	West Lafayette, Ind.
Feb. 7	W	85-81	-17 Michigan State	West Lafayette, Ind.
Feb. 9	L	86-91	Wisconsin	Madison, Wis.
Feb. 14	W	65-63 (OT)	20/- Northwestern	Evanston, Ill.
Feb. 16	W	94-89	20/18 Indiana	West Lafayette, Ind.
Feb. 21	L	87-94	20/9 Michigan State	East Lansing, Mich.
Feb. 23	L	62-66	20/- Iowa	Iowa City, Iowa
Feb. 28	W	67-55	Minnesota	West Lafayette, Ind.
Mar. 7	W	93-87	Ohio State	Columbus, Ohio

1959-60 (11-12)

Coach: Ray Eddy

Captain: Terry Dischinger

Lineup: McQuitty and Wills (f), Berkshire and Conwell (f), Dischinger (c), Mitchell (g), Orrill (g)

Dec. 1	W	70-57	Valparaiso	West Lafayette, Ind.
Dec. 5	W	63-54	Penn State	West Lafayette, Ind.
Dec. 7	W	91-79	Pittsburgh	West Lafayette, Ind.
Dec. 12	L	63-84	Detroit	Detroit, Mich.
Dec. 15	L	65-87	DePaul	Chicago, Ill.
Dec. 18	W	75-74	UCLA	West Lafayette, Ind.

HOOSIER BUTLER CLASSIC

Dec. 22	L	79-82	Notre Dame	Indianapolis, Ind.
Dec. 23	L	69-73	Butler	Indianapolis, Ind.
Dec. 29	W	70-48	Montana State	West Lafayette, Ind.
Jan. 2	W	79-76	-17 Indiana	Bloomington, Ind.
Jan. 9	W	99-69	Wisconsin	West Lafayette, Ind.
Jan. 11	L	75-81	-9 Illinois	West Lafayette, Ind.
Jan. 16	L	54-63	Iowa	Iowa City, Iowa
Jan. 23	L	71-85	-5 Ohio State	West Lafayette, Ind.
Jan. 30	W	83-63	Michigan	West Lafayette, Ind.
Feb. 6	W	68-65	Michigan State	East Lansing, Mich.
Feb. 8	W	79-65	Michigan	Ann Arbor, Mich.
Feb. 13	L	89-93(2ot)	-20 Illinois	Champaign, Ill.
Feb. 15	L	69-71	Minnesota	Minneapolis, Minn.
Feb. 20	W	75-70	Northwestern	Evanston, Ill.
Feb. 22	L	68-78	Iowa	West Lafayette, Ind.
Feb. 27	L	66-68	Northwestern	West Lafayette, Ind.
Mar. 5	L	80-89	Wisconsin	Madison, Wis.

1960-61 (16-7)

Coach: Ray Eddy

Captain: Terry Dischinger

Lineup: McQuitty (f), Berkshire (f), Dischinger (c), McGinley (g), Orrill (g)

Dec. 2	L	80-81	Pittsburgh	Pittsburgh, Pa.
Dec. 3	L	59-63	Penn State	University Park, Pa.
Dec. 10	W	73-48	Ball State	West Lafayette, Ind.
Dec. 12	W	83-64	Detroit	West Lafayette, Ind.
Dec. 17	W	74-46	Washington State	West Lafayette, Ind.
Dec. 20	W	84-75	Evansville	Evansville, Ind.

HOOSIER BUTLER CLASSIC

Dec. 27	W	78-58	Notre Dame	Indianapolis, Ind.
Dec. 28	L	63-65	Butler	Indianapolis, Ind.
Jan. 4	W	91-72	Creighton	West Lafayette, Ind.
Jan. 7	W	79-64	Northwestern	West Lafayette, Ind.
Jan. 14	W	65-64	Minnesota	Minneapolis, Minn.
Jan. 21	W	47-41	-4 Iowa	West Lafayette, Ind.
Jan. 23	L	62-64	Northwestern	Evanston, Ill.
Jan. 28	L	62-92	10/1 Ohio State	Columbus, Ohio
Feb. 4	W	69-58	Wisconsin	West Lafayette, Ind.
Feb. 6	W	96-79	Michigan	West Lafayette, Ind.
Feb. 11	W	89-73	Illinois	West Lafayette, Ind.
Feb. 13	W	64-55	Indiana	West Lafayette, Ind.
Feb. 18	W	65-64	Michigan	Ann Arbor, Mich.
Feb. 25	W	85-74	Michigan State	West Lafayette, Ind.
Feb. 27	L	62-73	Iowa	Iowa City, Iowa
Mar. 4	L	75-85	Illinois	Champaign, Ill.
Mar. 11	W	88-81	Wisconsin	Madison, Wis.

1961-62 (17-7)

Coach: Ray Eddy

Captain: Terry Dischinger

Lineup: Berkshire (f), Dawkins and McQuitty (f), Dischinger (c), Garland (g), McGinley (g)

Dec. 2	W	86-70	6/- Pittsburgh	West Lafayette, Ind.
Dec. 9	W	91-66	6/- Detroit	West Lafayette, Ind.
Dec. 11	L	68-71	6/- Wichita	West Lafayette, Ind.
Dec. 16	W	65-57	6/- Butler	West Lafayette, Ind.
Dec. 19	W	91-59	8/- Nevada	West Lafayette, Ind.
Dec. 21	W	83-77	8/- Evansville	Evansville, Ind.

LOS ANGELES CLASSIC

Dec. 27	L	63-80	9/- USC	Los Angeles, Calif.
Dec. 28	W	86-79	9/7 West Virginia	Los Angeles, Calif.
Dec. 29	W	75-73	9/- Washington	Los Angeles, Calif.
Jan. 6	L	67-81	Minnesota	Minneapolis, Minn.
Jan. 8	W	96-89	Illinois	West Lafayette, Ind.
Jan. 13	W	90-74	Northwestern	West Lafayette, Ind.
Jan. 15	W	89-74	Michigan State	East Lansing, Mich.
Jan. 22	L	65-91	-1 Ohio State	Columbus, Ohio
Jan. 27	L	86-89	Wisconsin	Madison, Wis.
Jan. 29	L	73-94	-1 Ohio State	West Lafayette, Ind.
Feb. 3	W	86-64	Michigan State	West Lafayette, Ind.
Feb. 10	W	105-93	Indiana	West Lafayette, Ind.



Ray Eddy, a teammate of John Wooden, coached at Purdue for 15 years, the third-longest tenure of any Purdue coach.



105 Years Of Purdue Basketball

Feb. 12 W	82-75	Iowa	West Lafayette, Ind.
Feb. 17 W	100-88	Illinois	Champaign, Ill.
Feb. 19 W	115-90	Notre Dame	South Bend, Ind.
Feb. 24 W	94-80	Minnesota	West Lafayette, Ind.
Mar. 3 L	71-88	Indiana	Bloomington, Ind.
Mar. 10 W	77-75	Michigan	Ann Arbor, Mich.

1962-63 (7-17)

Coach: Ray Eddy
Captain: Mel Garland

Lineup: Dawkins (f), Purkhiser (f), Pritchard and Jones (c), Garland (g), Hughes (g)

Dec. 1 L	64-69	Pittsburgh	Pittsburgh, Pa.
Dec. 3 W	73-72	Detroit	Detroit, Mich.
Dec. 7 L	65-73	Tulsa	Tulsa, Okla.
Dec. 8 L	59-79	Wichita	Wichita, Kan.
Dec. 12 W	73-64	Wabash	West Lafayette, Ind.
Dec. 15 W	93-78	Butler	West Lafayette, Ind.
Dec. 21 L	79-80	Oklahoma	West Lafayette, Ind.
Dec. 27 W	76-66	Yale	West Lafayette, Ind.
Jan. 2 W	83-79 (OT)	Drake	West Lafayette, Ind.
Jan. 5 L	66-74	Wisconsin	West Lafayette, Ind.
Jan. 7 L	71-85	Indiana	West Lafayette, Ind.
Jan. 12 L	82-106 -/5	Illinois	Champaign, Ill.
Jan. 19 L	73-82	Minnesota	West Lafayette, Ind.
Jan. 21 L	86-96	Notre Dame	South Bend, Ind.
Jan. 26 L	82-96	Northwestern	Evanston, Ill.
Jan. 28 L	73-74	Indiana	West Lafayette, Ind.
Feb. 2 L	93-97	Ohio State	West Lafayette, Ind.
Feb. 4 W	100-81	Michigan State	West Lafayette, Ind.
Feb. 9 L	73-80	Minnesota	Minneapolis, Minn.
Feb. 16 L	64-73	Iowa	Iowa City, Iowa
Feb. 18 L	79-87 -/4	Illinois	West Lafayette, Ind.
Feb. 23 L	53-71	Michigan	West Lafayette, Ind.
Mar. 2 L	75-95 -/5	Ohio State	Columbus, Ohio
Mar. 4 W	94-93	Michigan State	East Lansing, Mich.

1963-64 (12-12)

Coach: Ray Eddy
Captain: Mel Garland

Lineup: Schellhase (f), Trudeau (f), Brown (c), Garland (g), Purkhiser (g)

Nov. 30 W	86-80	Detroit	West Lafayette, Ind.
Dec. 7 W	81-75	Nebraska	West Lafayette, Ind.
Dec. 9 L	72-77	Wake Forest	Winston-Salem, N.C.
Dec. 14 L	59-65	Butler	Indianapolis, Ind.
Dec. 18 L	61-67	Miami (Ohio)	Miami, Ohio
Dec. 21 L	84-110	Evansville	Evansville, Ind.
Dec. 23 L	61-63	New Mexico	West Lafayette, Ind.
Dec. 30 W	101-53	Dartmouth	West Lafayette, Ind.
Jan. 7 L	68-93	Drake	Des Moines, Iowa
Jan. 21 W	112-103	Notre Dame	South Bend, Ind.
Jan. 4 L	93-97	Minnesota	Minneapolis, Minn.
Jan. 11 L	70-77 -/4	Michigan	West Lafayette, Ind.
Jan. 18 W	90-75	Iowa	West Lafayette, Ind.
Jan. 25 L	87-98	Ohio State	Columbus, Ohio
Feb. 1 W	87-84	Indiana	West Lafayette, Ind.
Feb. 3 W	101-98	Michigan State	West Lafayette, Ind.
Feb. 8 L	80-81	Wisconsin	Madison, Wis.
Feb. 15 W	93-84	Northwestern	West Lafayette, Ind.
Feb. 22 L	79-92	Indiana	Bloomington, Ind.
Feb. 24 W	85-74	Illinois	West Lafayette, Ind.
Feb. 29 W	97-83	Wisconsin	West Lafayette, Ind.
Mar. 2 L	74-81	Iowa	Iowa City, Iowa
Mar. 7 W	76-73	Northwestern	Evanston, Ill.
Mar. 9 W	81-79 -/2	Michigan	Ann Arbor, Mich.

1964-65 (12-12)

Coach: Ray Eddy
Captain: Bob Purkhiser

Lineup: Schellhase (f), Trudeau and Johnson (f), Brown and Neimeier (c), Purkhiser (g), Griese and Hughes (g)

Dec. 1 W	84-81	Detroit	Detroit, Mich.
Dec. 5 L	85-96	Nebraska	Lincoln, Neb.

Dec. 12 W	80-64	Butler	Indianapolis, Ind.
Dec. 14 W	80-77	South Dakota	West Lafayette, Ind.
Dec. 19 W	86-83	Wake Forest	West Lafayette, Ind.
Dec. 21 W	79-73	Ohio	West Lafayette, Ind.

FAR WEST CLASSIC

Dec. 26 L	76-92	Oregon	Portland, Ore.
Dec. 29 L	74-94	Portland	Portland, Ore.
Dec. 30 W	68-66	Washington State	Pullman, Wash.
Jan. 9 W	71-64	Ohio State	West Lafayette, Ind.
Jan. 11 L	66-76	Wisconsin	Madison, Wis.
Jan. 19 W	78-74	Notre Dame	West Lafayette, Ind.
Jan. 23 L	84-103 -/2	Michigan	Ann Arbor, Mich.
Jan. 25 L	81-85	Minnesota	West Lafayette, Ind.
Jan. 30 L	81-98 -/2	Michigan	West Lafayette, Ind.
Feb. 6 L	93-121	Illinois	Champaign, Ill.
Feb. 13 W	83-74	Wisconsin	West Lafayette, Ind.
Feb. 15 W	92-87	Northwestern	Evanston, Ill.
Feb. 20 L	85-101	Iowa	Iowa City, Iowa
Feb. 22 W	82-70 -/7	Indiana	West Lafayette, Ind.
Feb. 27 W	76-68	Iowa	West Lafayette, Ind.
Mar. 1 L	92-110	Michigan State	East Lansing, Mich.
Mar. 6 L	79-90	Indiana	Bloomington, Ind.
Mar. 8 L	82-87	Northwestern	West Lafayette, Ind.



George King

1966-72 (seven seasons)
Record: 109-64

King, who represented the new breed of coaches, brought with him from West Virginia an up-tempo style of play. Explosive fast breaks were the trademark of his teams. After directing the Boilermakers to their first Big Ten title in 29 years, King led his team into the 1969 NCAA Tournament where it finished runner-up to UCLA. Two seasons later, King stepped down as head basketball coach in order to succeed Guy "Red" Mackey as athletics director. King retired as athletics director on June 30, 1992.

1965-66 (8-16)

Coach: George King

Captains: Dave Schellhase, Joe Jameson, Doug Trudeau
Lineup: Schellhase (f), Jameson (f), Grams (c), Ebershoff (g), Brady (g)

Dec. 2 L	88-94	Virginia Tech	West Lafayette, Ind.
Dec. 4 W	82-75	Detroit	West Lafayette, Ind.
Dec. 11 W	84-77	Butler	West Lafayette, Ind.
Dec. 13 L	73-74	Ohio	West Lafayette, Ind.
Dec. 18 L	93-97	Evansville	Evansville, Ind.
Dec. 22 L	96-114	Valparaiso	Valparaiso, Ind.
Dec. 27 W	77-75	St. John's	Los Angeles, Calif.
Dec. 29 L	70-82	UCLA	Los Angeles, Calif.
Dec. 30 L	72-94 -/2	Vanderbilt	Los Angeles, Calif.
Jan. 4 W	109-92	Notre Dame	South Bend, Ind.
Jan. 8 L	97-111	Northwestern	Evanston, Ill.
Jan. 10 L	78-89	Michigan State	West Lafayette, Ind.
Jan. 15 W	93-87	Illinois	West Lafayette, Ind.
Jan. 24 L	74-92	Michigan State	East Lansing, Mich.
Jan. 29 L	75-92	Minnesota	Minneapolis, Minn.
Feb. 5 L	61-66	Minnesota	West Lafayette, Ind.
Feb. 7 W	66-58	Iowa	West Lafayette, Ind.
Feb. 12 L	54-68	Ohio State	Columbus, Ohio
Feb. 19 L	94-128 -/10	Michigan	Ann Arbor, Mich.
Feb. 21 W	77-68	Indiana	West Lafayette, Ind.
Feb. 26 L	85-105 -/10	Michigan	West Lafayette, Ind.
Feb. 28 L	81-98	Illinois	Champaign, Ill.
Mar. 5 L	68-69	Wisconsin	Madison, Wis.
Mar. 7 W	92-86	Ohio State	West Lafayette, Ind.

1966-67 (15-9)

Coach: George King
Captain: Henry Ebershoff

Lineup: Gilliam (f), Blalock (f), Suerth and Reasoner (c), Ebershoff (g), Keller (g)

Dec. 3 L	63-79	Virginia Tech	Blacksburg, Va.
Dec. 5 W	74-71	Ohio	Athens, Ohio
Dec. 10 W	99-98	Butler	Indianapolis, Ind.
Dec. 15 W	98-65	St. Joseph	West Lafayette, Ind.
Dec. 17 W	85-70	Washington	West Lafayette, Ind.
Dec. 21 W	79-69 (OT)	Army	West Lafayette, Ind.
Dec. 28 L	82-104	Georgetown	Rochester, N.Y.
Dec. 29 W	112-73	Rochester	Rochester, N.Y.
Jan. 7 L	76-79	Wisconsin	West Lafayette, Ind.
Jan. 14 W	86-73	Minnesota	Minneapolis, Minn.
Jan. 23 L	72-82	Ohio State	Columbus, Ohio
Jan. 28 W	83-72	Minnesota	West Lafayette, Ind.
Jan. 30 W	99-84	Tulane	West Lafayette, Ind.
Feb. 4 L	74-86	Michigan	Ann Arbor, Mich.
Feb. 7 W	93-64	Hawaii	West Lafayette, Ind.
Feb. 11 L	77-79	Michigan State	West Lafayette, Ind.
Feb. 13 W	86-66	Ohio State	West Lafayette, Ind.
Feb. 18 L	92-94	Illinois	Champaign, Ill.
Feb. 20 W	96-87	Michigan	West Lafayette, Ind.
Feb. 25 W	98-86	Illinois	West Lafayette, Ind.
Feb. 27 W	78-75	Iowa	Iowa City, Iowa
Mar. 4 L	71-75	Michigan State	East Lansing, Mich.
Mar. 6 W	89-80	Northwestern	West Lafayette, Ind.
Mar. 11 L	82-95	Indiana	Bloomington, Ind.

1967-68 (15-9)

Coach: George King

Captains: Herm Gilliam, Bill Keller

Lineup: Gilliam (f), Bedford and Blalock (f), Johnson and Bavis (c), Mount (g), Keller (g)

Dec. 2 L	71-73 -/1	UCLA	West Lafayette, Ind.
Dec. 8 L	87-98 7/-	Washington	Seattle, Wash.
Dec. 9 W	84-77 7/-	Washington	Seattle, Wash.
Dec. 11 W	78-66 7/-	Ohio	West Lafayette, Ind.
Dec. 14 W	90-71	Indiana State	West Lafayette, Ind.
Dec. 16 W	107-92	Tulane	New Orleans, La.
Dec. 18 L	80-87	New Mexico St.	West Lafayette, Ind.
Dec. 20 L	59-76	Butler	Indianapolis, Ind.
Dec. 22 W	67-65	Miami (Ohio)	West Lafayette, Ind.
Jan. 6 L	80-108	Ohio State	Columbus, Ohio
Jan. 9 W	99-79	Wisconsin	West Lafayette, Ind.
Jan. 16 W	89-60	Indiana	West Lafayette, Ind.
Jan. 27 L	74-82	Northwestern	Evanston, Ill.
Jan. 29 W	105-89	Michigan	West Lafayette, Ind.
Feb. 3 W	98-89	Northwestern	West Lafayette, Ind.
Feb. 7 L	87-94	Iowa	Iowa City, Iowa
Feb. 10 W	89-62	Minnesota	West Lafayette, Ind.
Feb. 17 W	75-68	Illinois	Champaign, Ill.
Feb. 20 W	86-73	Iowa	West Lafayette, Ind.
Feb. 24 W	93-72	Ohio State	West Lafayette, Ind.
Feb. 27 L	94-104	Michigan	Ann Arbor, Mich.
Mar. 2 L	84-104	Wisconsin	Madison, Wis.
Mar. 5 W	93-75	Michigan State	West Lafayette, Ind.
Mar. 9 W	68-64	Indiana	Bloomington, Ind.

105 Years Of Purdue Basketball

1968-69 (23-5)

Coach: George King

Captains: Herm Gilliam, Bill Keller

Lineup: Gilliam (f), Faerber (f), Bavis (c), Mount (g), Keller (g)

Nov. 30	L	82-94	10/1	UCLA	Los Angeles, Calif.
Dec. 5	W	116-84	14/-	North Dakota	West Lafayette, Ind.
Dec. 7	W	78-70	14/-	Miami (Ohio)	West Lafayette, Ind.
Dec. 10	W	93-55	13/-	Butler	West Lafayette, Ind.
Dec. 14	W	100-89	13/-	Ohio	West Lafayette, Ind.

SUN DEVIL CLASSIC

Dec. 20	W	98-91	12/15	California	Tempe, Ariz.
Dec. 21	L	80-85	12/-	Arizona State	Tempe, Ariz.

RAINBOW CLASSIC

Dec. 27	W	98-72	18/-	Arizona	Honolulu, Hawaii
Dec. 28	L	74-78	18/-	Columbia	Honolulu, Hawaii
Dec. 30	W	97-68	18/-	Hawaii	Honolulu, Hawaii
Jan. 4	W	86-80		Wisconsin	Madison, Wis.
Jan. 7	W	98-84		Illinois	West Lafayette, Ind.
Jan. 25	W	102-79	18/-	Minnesota	Minneapolis, Minn.
Feb. 1	W	95-85	14/12	Ohio State	West Lafayette, Ind.
Feb. 4	W	99-87	9/-	Iowa	West Lafayette, Ind.
Feb. 8	W	97-84	9/-	Northwestern	Evanston, Ill.
Feb. 11	L	85-88	8/16	Ohio State	Columbus, Ohio
Feb. 15	W	87-69	8/-	Wisconsin	West Lafayette, Ind.
Feb. 18	W	96-95	9/-	Indiana	Bloomington, Ind.
Feb. 22	W	107-68	9/-	Northwestern	West Lafayette, Ind.
Feb. 25	W	74-72	9/-	Michigan State	East Lansing, Mich.
Mar. 1	W	97-85	9/-	Iowa	Iowa City, Iowa
Mar. 4	W	116-87	6/-	Michigan	West Lafayette, Ind.
Mar. 8	W	120-76	6/-	Indiana	West Lafayette, Ind.

NCAA MIDEAST REGIONAL

Mar. 13	W	91-71	6/-	Miami (Ohio)	Madison, Wis.
Mar. 15	W	75-73	6/-	Marquette	Madison, Wis.

NCAA FINAL FOUR

Mar. 20	W	92-65	6/4	North Carolina	Louisville, Ky.
Mar. 22	L	72-92	6/1	UCLA	Louisville, Ky.

1969-70 (18-6)

Coach: George King

Captains: Tyrone Bedford, Jerry Johnson, Rick Mount

Lineup: Faerber (f), Bedford (f), Ford and Franklin (c), Mount (g), Weatherford (g)

Dec. 1	W	77-74	3/-	Tulsa	West Lafayette, Ind.
Dec. 6	L	79-80	3/-	Ohio	Athens, Ohio
Dec. 9	W	100-64	14/-	Butler	West Lafayette, Ind.
Dec. 11	W	116-95	14/-	Idaho State	West Lafayette, Ind.
Dec. 16	W	83-58	12/-	Dartmouth	West Lafayette, Ind.
Dec. 18	W	65-64	12/-	Kent State	West Lafayette, Ind.
Dec. 20	L	78-80	12/-	Evansville	Evansville, Ind.

HOLIDAY FESTIVAL

Dec. 27	W	89-79	18/-	Manhattan	New York, N.Y.
Dec. 29	W	88-85	18/17	Penn	New York, N.Y.
Dec. 30	L	75-91	17/12	St. Bonaventure	New York, N.Y.
Jan. 3	L	88-94	17/-	Iowa	Iowa City, Iowa
Jan. 6	W	90-74		Wisconsin	West Lafayette, Ind.
Jan. 10	W	103-96		Michigan	West Lafayette, Ind.
Jan. 24	L	65-66		Northwestern	Evanston, Ill.
Jan. 31	W	116-103		Michigan	Ann Arbor, Mich.
Feb. 3	W	105-86		Michigan State	West Lafayette, Ind.
Feb. 7	W	88-85		Ohio State	Columbus, Ohio
Feb. 10	W	98-80		Indiana	West Lafayette, Ind.
Feb. 14	W	83-49		Illinois	West Lafayette, Ind.
Feb. 21	W	88-81		Illinois	Champaign, Ill.
Feb. 24	W	108-94		Minnesota	Minneapolis, Minn.
Feb. 28	L	107-108	-9	Iowa	West Lafayette, Ind.
Mar. 3	W	101-98		Michigan State	East Lansing, Mich.
Mar. 7	W	48-44		Minnesota	West Lafayette, Ind.

1970-71 (18-7)

Coach: George King

Captain: George Faerber

Lineup: Faerber (f), Ford (f), Franklin (c), Weatherford (g), Gamauf and Longfellow (g)

Dec. 1	L	82-84		Indiana State	West Lafayette, Ind.
Dec. 3	W	80-61		Valparaiso	West Lafayette, Ind.
Dec. 5	L	98-100 (OT)		Tulsa	Tulsa, Okla.
Dec. 7	W	90-74		Texas Christian	Fort Worth, Texas
Dec. 10	W	90-63		North Texas St.	West Lafayette, Ind.
Dec. 15	L	62-64		Kent State	West Lafayette, Ind.

KENTUCKY INVITATIONAL

Dec. 18	W	87-68		Kansas State	Lexington, Ky.
Dec. 19	W	89-83	-3	Kentucky	Lexington, Ky.
Dec. 21	W	94-73		Tulane	West Lafayette, Ind.
Jan. 9	W	83-76	19/-	Minnesota	Minneapolis, Minn.
Jan. 12	W	82-74		Northwestern	West Lafayette, Ind.
Jan. 16	W	97-92 (OT)		Minnesota	West Lafayette, Ind.
Jan. 30	W	79-74		Marshall	West Lafayette, Ind.
Feb. 2	L	69-85	-20	Michigan	Ann Arbor, Mich.
Feb. 6	W	85-81		Indiana	Bloomington, Ind.
Feb. 9	L	67-69		Ohio State	West Lafayette, Ind.
Feb. 13	L	74-81	-16	Michigan	West Lafayette, Ind.
Feb. 16	W	73-70		Illinois	Champaign, Ill.
Feb. 20	W	87-85		Iowa	Iowa City, Iowa
Feb. 27	W	100-70		Michigan State	West Lafayette, Ind.
Mar. 2	W	65-60		Michigan State	East Lansing, Mich.
Mar. 6	W	99-93		Illinois	West Lafayette, Ind.
Mar. 9	W	81-77		Wisconsin	Madison, Wis.
Mar. 13	W	110-84		Iowa	West Lafayette, Ind.
Mar. 21	L	79-94		St. Bonaventure	New York, N.Y.

1971-72 (12-12)

Coach: George King

Captains: Bob Ford, Randy Thompson, Jim Rogers

Lineup: Ford (f), Kendrick (f), Franklin and Otto (c), Gamauf (g), Luke (g)

Dec. 1	W	82-75		Kent State	Kent, Ohio
Dec. 4	W	94-84		Eastern Michigan	West Lafayette, Ind.
Dec. 7	W	112-85		Northern Illinois	West Lafayette, Ind.
Dec. 10	L	71-84	-20	North Carolina State	Raleigh, N.C.
Dec. 11	L	66-72 (OT)		Clemson	Clemson, S.C.
Dec. 14	W	106-84		Indiana State	West Lafayette, Ind.
Dec. 16	W	85-58		Miami (Ohio)	West Lafayette, Ind.
Dec. 18	E	81-65		Australia	West Lafayette, Ind.
Dec. 21	W	88-62		San Jose State	West Lafayette, Ind.

SUGAR BOWL CLASSIC

Dec. 29	L	64-72		Bradley	New Orleans, La.
Dec. 30	L	74-85		St. Joseph's	New Orleans, La.
Jan. 8	L	70-78	-10	Ohio State	West Lafayette, Ind.
Jan. 15	W	85-74	-16	Illinois	Champaign, Ill.
Jan. 29	W	78-75		Northwestern	Evanston, Ill.
Feb. 5	W	84-74	-20	Michigan	West Lafayette, Ind.
Feb. 8	L	67-73		Northwestern	West Lafayette, Ind.
Feb. 12	L	62-64	-17	Ohio State	Columbus, Ohio
Feb. 15	L	65-84		Wisconsin	West Lafayette, Ind.
Feb. 19	W	92-68		Michigan State	West Lafayette, Ind.
Feb. 22	L	60-66		Wisconsin	Madison, Wis.
Feb. 26	W	70-69		Indiana	West Lafayette, Ind.
Feb. 29	L	43-48		Minnesota	Minneapolis, Minn.
Mar. 4	W	87-85		Iowa	Iowa City, Iowa
Mar. 7	L	48-49		Minnesota	West Lafayette, Ind.
Mar. 11	L	48-62		Indiana	Bloomington, Ind.



Fred Schaus

1973-78 (six seasons)

Record: 105-59 (.640)

Schaus, an imposing man at 6-foot-5, ventured to West Lafayette via the Los Angeles Lakers. His fast-breaking style excited fans while his stingy defenses frustrated opponents. In six seasons at the Boilermaker helm, Schaus guided Purdue to three postseason tournaments.

1972-73 (15-9)

Coach: Fred Schaus

Captains: Jovon Price and Dennis Gamauf

Lineup: Kendrick (f), J. Price (f), Garrett (f), Parkinson (g), Gamauf (g)

Dec. 2	W	94-70		Indiana State	West Lafayette, Ind.
Dec. 4	W	115-79		St. Joseph's (Ind.)	West Lafayette, Ind.
Dec. 6	L	75-84		Missouri	Columbia, Mo.
Dec. 9	W	101-70		Texas Christian	West Lafayette, Ind.
Dec. 12	W	66-65		Miami (Ohio)	West Lafayette, Ind.

TROJAN CLASSIC

Dec. 15	W	91-75		W. Kentucky	Los Angeles, Calif.
Dec. 16	L	71-79		USC	Los Angeles, Calif.
Dec. 19	W	119-86		San Jose State	West Lafayette, Ind.

LAS VEGAS CLASSIC

Dec. 27	L	80-83		Arizona	Las Vegas, Nev.
Dec. 28	W	82-77		Duke	Las Vegas, Nev.
Jan. 6	W	91-80		Illinois	West Lafayette, Ind.
Jan. 13	W	87-82		Northwestern	Evanston, Ill.
Jan. 20	W	63-62		Michigan	Ann Arbor, Mich.
Jan. 22	W	66-59		Wisconsin	West Lafayette, Ind.
Jan. 27	L	73-79	20/-	Ohio State	West Lafayette, Ind.
Jan. 29	W	76-72		Northwestern	West Lafayette, Ind.
Feb. 3	L	53-70	19/-	Minnesota	Minneapolis, Minn.
Feb. 10	W	72-69		Indiana	West Lafayette, Ind.
Feb. 17	W	88-84		Michigan State	East Lansing, Mich.
Feb. 19	L	79-102		Ohio State	Columbus, Ohio
Feb. 24	W	74-66	17/-	Iowa	West Lafayette, Ind.
Feb. 26	L	63-71	17/-	Wisconsin	Madison, Wis.
Mar. 3	L	66-79	20/3	Minnesota	West Lafayette, Ind.
Mar. 10	L	72-77		Indiana	Bloomington, Ind.

1973-74 (21-9)

Coach: Fred Schaus

Captains: Frank Kendrick, John Garrett

Lineup: Kendrick (f), Nichols (f), Garrett (c), Parkinson (g), Luke (g)

Dec. 1	W	117-71		SIU-Edwardsville	West Lafayette, Ind.
Dec. 3	W	103-81		St. Joseph's (Ind.)	West Lafayette, Ind.
Dec. 5	L	80-81 (OT)		Clemson	West Lafayette, Ind.
Dec. 8	L	85-86 (OT)		Miami (Ohio)	Oxford, Ohio
Dec. 11	W	79-66		Missouri	West Lafayette, Ind.
Dec. 14	W	81-69		Indiana State	Terre Haute, Ind.
Dec. 22	W	114-85		Illinois State	West Lafayette, Ind.

RAINBOW CLASSIC

Dec. 27	W	93-85	-9	Providence	Honolulu, Hawaii
Dec. 28	E	106-91		SubPac	Honolulu, Hawaii
Dec. 29	L	67-76		Hawaii	Honolulu, Hawaii
Jan. 1	L	85-87		Utah	Salt Lake City, Utah
Jan. 5	W	77-75 (OT)		Michigan State	West Lafayette, Ind.
Jan. 7	W	85-78		Northwestern	Evanston, Ill.
Jan. 12	W	91-69		Illinois	Champaign, Ill.
Jan. 14	W	89-76		Northwestern	West Lafayette, Ind.
Jan. 21	W	85-84 (OT)-14		Michigan	West Lafayette, Ind.
Jan. 26	L	81-86	-3	N. C. State	West Lafayette, Ind.
Jan. 28	W	67-65		Ohio State	Columbus, Ohio
Feb. 2	L	74-76		Michigan State	East Lansing, Mich.
Feb. 9	W	64-45		Minnesota	West Lafayette, Ind.
Feb. 11	L	111-112 (3OT)		Iowa	Iowa City, Iowa
Feb. 16	W	107-80		Wisconsin	West Lafayette, Ind.
Feb. 18	W	99-78		Iowa	West Lafayette, Ind.



105 Years Of Purdue Basketball

Feb. 23	L	84-111	-19	Michigan	Ann Arbor, Mich.
Feb. 26	W	99-83	17/-	Bowling Green	West Lafayette, Ind.
Mar. 2	W	94-83		Illinois	West Lafayette, Ind.
Mar. 9	L	79-80		Indiana	Bloomington, Ind.
NIT TOURNAMENT					
Mar. 16	W	82-71	-8	North Carolina	New York, N.Y.
Mar. 19	W	85-72	18/-	Hawaii	New York, N.Y.
Mar. 23	W	78-63	18/-	Jacksonville	New York, N.Y.
Mar. 24	W	87-81	18/-	Utah	New York, N.Y.

1974-75 (17-11)

Coach: Fred Schaus

Captains: John Garrett, Bruce Parkinson

Lineup: Jordan (f), Walls (f), Garrett (c), Parkinson (g), Parker (g)

Nov. 14	E	107-86	13/-	Athletes in Action	West Lafayette, Ind.
Nov. 30	W	98-80	13/-	Indiana State	West Lafayette, Ind.
Dec. 3	W	104-77	12/-	Ball State	West Lafayette, Ind.
Dec. 6	L	73-76	12/-	California	Berkeley, Calif.
Dec. 9	W	91-87	12/-	San Diego State	San Diego, Calif.
Dec. 11	W	94-83	15/-	West Virginia	West Lafayette, Ind.
Dec. 14	W	114-91	15/-	Western Kentucky	Indianapolis, Ind.

LOUISVILLE CLASSIC

Dec. 26	L	66-69	15/-	Florida State	Louisville, Ky.
Dec. 27	L	80-92	15/-	Western Kentucky	Louisville, Ky.
Jan. 2	W	93-86		Michigan State	West Lafayette, Ind.
Jan. 4	L	51-54		Minnesota	Minneapolis, Minn.
Jan. 6	W	63-54		Iowa	Iowa City, Iowa
Jan. 11	W	88-49		Wisconsin	West Lafayette, Ind.
Jan. 13	W	73-72	(OT)	Northwestern	West Lafayette, Ind.
Jan. 18	W	86-67		Illinois	Champaign, Ill.
Jan. 25	L	71-104	20/1	Indiana	Bloomington, Ind.
Jan. 27	L	87-93	20/	Ohio State	Columbus, Ohio
Feb. 1	W	75-67		Michigan	West Lafayette, Ind.
Feb. 3	W	107-72		Iowa	West Lafayette, Ind.
Feb. 8	W	69-64		Wisconsin	Madison, Wis.
Feb. 10	L	55-69		Northwestern	Evanston, Ill.
Feb. 15	W	114-91		Illinois	West Lafayette, Ind.
Feb. 22	L	82-83	-1	Indiana	West Lafayette, Ind.
Feb. 24	W	84-72		Ohio State	West Lafayette, Ind.
Mar. 1	L	76-93		Michigan	Ann Arbor, Mich.
Mar. 3	L	82-84		Michigan State	East Lansing, Mich.
Mar. 8	W	100-72		Minnesota	Minneapolis, Ind.

NATIONAL COMMISSIONERS INVITATIONAL TOURNAMENT

Mar. 14	W	87-74		Missouri	Louisville, Ky.
Mar. 15	L	96-102		Arizona	Louisville, Ky.

1975-76 (16-11)

Coach: Fred Schaus

Captains: Mike Steele, Gerald Thomas

Lineup: Jordan (f), Walls (f), Scheffler (c), Parker (g), Macy (g)

Nov. 19	E	99-80		Athletes in Action	West Lafayette, Ind.
Nov. 29	W	81-64		Xavier	West Lafayette, Ind.
Dec. 4	L	73-81		Rutgers	West Lafayette, Ind.
Dec. 6	W	90-79		West Virginia	Morgantown, W. Va.
Dec. 10	L	79-81		San Diego State	West Lafayette, Ind.
Dec. 13	L	59-66		Providence	Indianapolis, Ind.
Dec. 22	W	97-79		California	West Lafayette, Ind.
BRUIN CLASSIC					
Dec. 29	W	80-77		Saint Louis	Los Angeles, Calif.
Dec. 30	L	86-99	-4	UCLA	Los Angeles, Calif.
Jan. 3	W	111-110	(2OT) -16	Minnesota	Minneapolis, Minn.
Jan. 5	W	81-57		Butler	Indianapolis, Ind.
Jan. 10	W	87-72		Wisconsin	West Lafayette, Ind.
Jan. 12	W	91-81		Northwestern	West Lafayette, Ind.
Jan. 17	W	84-80		Ohio State	Columbus, Ohio
Jan. 19	L	67-71	-1	Indiana	Bloomington, Ind.
Jan. 24	L	80-84	-17	Michigan	West Lafayette, Ind.
Jan. 26	L	65-66		Michigan State	West Lafayette, Ind.
Jan. 31	L	63-71		Illinois	Champaign, Ill.
Feb. 2	W	91-76		Iowa	West Lafayette, Ind.
Feb. 7	W	85-74		Wisconsin	Madison, Wis.
Feb. 9	W	86-58		Northwestern	Evanston, Ill.
Feb. 14	W	98-73		Ohio State	West Lafayette, Ind.
Feb. 16	L	71-74	-1	Indiana	West Lafayette, Ind.

Feb. 21	L	81-92	-15	Michigan	Ann Arbor, Mich.
Feb. 23	L	76-89		Michigan State	East Lansing, Mich.
Feb. 28	W	81-62		Illinois	West Lafayette, Ind.
Mar. 3	W	94-78		Iowa	Iowa City, Iowa
Mar. 6	W	94-87	(OT)	Minnesota	West Lafayette, Ind.

1976-77 (19-9)

Coach: Fred Schaus

Captains: Bruce Parkinson, Tom Scheffler

Lineup: Jordan (f), Walls (f), Scheffler and Carroll (c), Parker (g), Parkinson (g)

Nov. 17	E	101-56		Australia	West Lafayette, Ind.
Nov. 26	L	80-97	-13	Alabama	Tuscaloosa, Ala.
Nov. 29	L	67-69		Miami (Ohio)	Oxford, Ohio
Dec. 1	W	77-56		Butler	West Lafayette, Ind.
Dec. 4	W	68-62	(OT)	Providence	Providence, R.I.
Dec. 7	W	82-68		Indiana State	West Lafayette, Ind.
Dec. 11	W	72-70		Louisville	West Lafayette, Ind.
Dec. 22	L	76-85	-14	Arizona	West Lafayette, Ind.

HOLIDAY FESTIVAL

Dec. 29	W	83-65		Georgetown	New York, N.Y.
Dec. 30	W	70-60		Manhattan	New York, N.Y.
Jan. 6	W	80-63		Indiana	Bloomington, Ind.
Jan. 8	W	82-65		Ohio State	Columbus, Ohio
Jan. 13	W	87-76		Iowa	West Lafayette, Ind.
Jan. 15	W	66-64	(OT) -9	Minnesota	Minneapolis, Minn.
Jan. 20	L	76-82	19/5	Michigan	Ann Arbor, Mich.
Jan. 22	W	76-70	19/-	Michigan State	East Lansing, Mich.
Jan. 24	W	81-71	19/-	Wisconsin	West Lafayette, Ind.
Jan. 29	W	66-63	18/-	Illinois	West Lafayette, Ind.
Feb. 3	W	92-85	18/-	Northwestern	West Lafayette, Ind.
Feb. 5	L	70-71		Illinois	West Lafayette, Ind.
Feb. 10	L	74-76		Wisconsin	Madison, Wis.
Feb. 12	W	102-84		Northwestern	Evanston, Ill.
Feb. 17	W	90-61		Ohio State	West Lafayette, Ind.
Feb. 20	W	86-78		Indiana	West Lafayette, Ind.
Feb. 24	L	74-78	(OT) -13	Minnesota	Minneapolis, Minn.
Feb. 26	W	81-70		Iowa	Iowa City, Iowa
Mar. 3	W	78-69		Michigan State	West Lafayette, Ind.
Mar. 5	L	79-84	-3	Michigan	West Lafayette, Ind.

NCAA EAST REGIONAL

Mar. 12	L	66-69	-4	North Carolina	Raleigh, N.C.
---------	---	-------	----	----------------	---------------

1977-78 (16-11)

Coach: Fred Schaus

Captains: Walter Jordan, Eugene Parker

Lineup: Jordan (f), Walls (f), Carroll (c), Parker (g), Sichtung (g)

Nov. 12	E	85-75	12/-	Soviet Union	West Lafayette, Ind.
Nov. 26	W	90-82	12/-	Xavier	West Lafayette, Ind.
Nov. 28	L	63-91	12/-	Indiana State	Terre Haute, Ind.
Dec. 3	W	82-65	11/-	Alabama	West Lafayette, Ind.
Dec. 8	W	76-75		Arizona State	Tempe, Ariz.
Dec. 10	W	80-78		Arizona	Tucson, Ariz.
Dec. 13	L	66-68	17/10	Louisville	Louisville, Ky.
Dec. 21	L	80-84	(OT)	Miami (Ohio)	West Lafayette, Ind.

CABRILLO CLASSIC

Dec. 29	W	91-80		Pittsburgh	San Diego, Calif.
Dec. 30	L	84-91		San Diego State	San Diego, Calif.
Jan. 5	W	95-85		Illinois	West Lafayette, Ind.
Jan. 7	W	87-62		Northwestern	West Lafayette, Ind.
Jan. 12	W	79-70		Wisconsin	Madison, Wis.
Jan. 14	L	60-66		Iowa	Iowa City, Iowa
Jan. 19	L	51-60	-10	Michigan State	East Lansing, Mich.
Jan. 21	W	77-67		Indiana	West Lafayette, Ind.
Jan. 26	W	72-64		Minnesota	West Lafayette, Ind.
Jan. 28	W	80-65		Michigan	Ann Arbor, Mich.
Feb. 2	W	71-69		Ohio State	West Lafayette, Ind.
Feb. 4	W	75-66		Michigan	West Lafayette, Ind.
Feb. 9	L	64-65		Indiana	Bloomington, Ind.
Feb. 11	L	77-91		Ohio State	Columbus, Ohio
Feb. 16	W	99-80	-10	Michigan State	West Lafayette, Ind.
Feb. 18	L	72-79		Minnesota	Minneapolis, Minn.
Feb. 23	W	82-69		Iowa	West Lafayette, Ind.
Feb. 25	W	87-78		Wisconsin	West Lafayette, Ind.
Mar. 2	L	71-80		Northwestern	Evanston, Ill.
Mar. 4	L	66-67		Illinois	Champaign, Ill.



Lee Rose

1979-80 (two seasons)

Record: 50-18 (.735)

An opposite of his predecessor, Rose implemented a controlled and systematic offense. His short stay is well remembered. This master tactician led the Boilermakers to the 1979 Big Ten title and a third-place finish in the 1980 NCAA Tournament. After the 1980 season, Rose departed for the University of South Florida.

1978-79 (27-8)

Coach: Lee Rose

Captains: Brian Walker, Jerry Sichtung

Lineup: Morris (f), Hallman (f), Carroll (c), Sichtung (g), Walker (g)

Nov. 13	E	61-65		Soviet Union	West Lafayette, Ind.
Nov. 25	W	81-72		SW Louisiana	West Lafayette, Ind.
Nov. 27	L	53-63		Indiana State	West Lafayette, Ind.
Nov. 29	W	66-58		Xavier	Cincinnati, Ohio
Dec. 2	W	58-47		Nebraska	Lincoln, Neb.
Dec. 4	W	91-57		Northern Colorado	West Lafayette, Ind.

COUGAR CLASSIC

Dec. 8	W	71-62		Santa Clara	Provo, Utah
Dec. 9	L	64-76		BYU	Provo, Utah
Dec. 11	W	73-63		Arizona State	West Lafayette, Ind.
Dec. 21	W	76-57		Miami (Ohio)	West Lafayette, Ind.

RAINBOW CLASSIC

Dec. 28	W	82-54		Boston College	Honolulu, Hawaii
Dec. 29	W	92-87	(OT)	Arizona State	Honolulu, Hawaii
Dec. 30	W	77-62		Utah	Honolulu, Hawaii
Jan. 4	L	71-75		Ohio State	Columbus, Ohio
Jan. 6	L	54-63		Indiana	Bloomington, Ind.
Jan. 11	W	77-67		Michigan	West Lafayette, Ind.
Jan. 13	W	52-50	-1	Michigan State	West Lafayette, Ind.
Jan. 18	L	46-56		Iowa	West Lafayette, Ind.
Jan. 20	W	69-57	-4	Illinois	Champaign, Ill.
Jan. 25	W	64-61		Minnesota	Minneapolis, Minn.
Jan. 27	W	73-60		Wisconsin	West Lafayette, Ind.
Feb. 1	W	68-58		Northwestern	Evanston, Ill.
Feb. 3	W	54-48		Wisconsin	Madison, Wis.
Feb. 8	W	71-65	-20	Illinois	West Lafayette, Ind.
Feb. 10	W	76-64		Northwestern	West Lafayette, Ind.
Feb. 15	L	72-75	13/14	Iowa	Iowa City, Iowa
Feb. 17	W	80-56	13/-	Minnesota	West Lafayette, Ind.
Feb. 22	L	67-73	18/7	Michigan State	East Lansing, Mich.
Feb. 24	W	67-59	18/	Michigan	Ann Arbor, Mich.
Mar. 1	W	55-48	19/	Indiana	West Lafayette, Ind.
Mar. 3	W	74-66	19/17	Ohio State	West Lafayette, Ind.

NIT TOURNAMENT

Mar. 8	W	97-80	16/	Central Michigan	West Lafayette, Ind.
Mar. 12	W	84-70	16/	Dayton	West Lafayette, Ind.
Mar. 15	W	67-59	15/	Old Dominion	West Lafayette, Ind.
Mar. 19	W	87-68	15/	Alabama	New York, N.Y.
Mar. 21	L	52-53	15/	Indiana	New York, N.Y.

105 Years Of Purdue Basketball

1979-80 (23-10)

Coach: Lee Rose

Captains: Joe Barry Carroll, Brian Walker

Lineup: Morris (f), Hallman (f), Carroll (c), Edmonson (g), Walker (g)

Nov. 10	E	73-72	11/	Yugoslavia	West Lafayette, Ind.
Nov. 30	W	65-55	11/	Colorado State	Fort Collins, Colo.
Dec. 3	W	83-60	11/	Butler	West Lafayette, Ind.
Dec. 5	W	105-59	12/	SE Louisiana	West Lafayette, Ind.
Dec. 8	W	76-44	12/	Providence	West Lafayette, Ind.
Dec. 11	W	78-56	9/	Nebraska	West Lafayette, Ind.

KENTUCKY INVITATIONAL

Dec. 21	W	85-60	9/	SMU	Lexington, Ky.
Dec. 22	L	60-61	9/	Kentucky	Lexington, Ky.
Dec. 29	W	82-58	8/	Tulsa	West Lafayette, Ind.
Jan. 3	W	74-73	8/	Michigan State	East Lansing, Mich.
Jan. 5	L	58-67	8/5	Ohio State	Columbus, Ohio
Jan. 10	W	74-66	10/	Illinois	West Lafayette, Ind.
Jan. 12	W	68-61	10/	Michigan	West Lafayette, Ind.
Jan. 13	L	61-66	10/5	Syracuse	West Lafayette, Ind.
Jan. 17	W	68-63	11/	Northwestern	West Lafayette, Ind.
Jan. 19	L	61-67	11/	Minnesota	Minneapolis, Minn.
Jan. 24	W	73-60(OT)	14/	Wisconsin	Madison, Wis.
Jan. 26	L	58-69	14/16	Indiana	Bloomington, Ind.
Jan. 31	W	70-56	17/	Iowa	West Lafayette, Ind.
Feb. 2	W	56-51	17/18	Indiana	West Lafayette, Ind.
Feb. 7	W	58-56	12/	Minnesota	West Lafayette, Ind.
Feb. 9	L	59-74	12/	Iowa	Iowa City, Iowa
Feb. 14	L	54-57	15/	Northwestern	Evanston, Ill.
Feb. 16	W	69-61	15/	Wisconsin	West Lafayette, Ind.
Feb. 21	L	64-75	15/	Michigan	Ann Arbor, Mich.
Feb. 23	W	72-69	15/	Illinois	Champaign, Ill.
Feb. 28	L	60-64	18/	Ohio State	West Lafayette, Ind.
Mar. 1	W	91-73	18/	Michigan State	West Lafayette, Ind.

NCAA MIDEAST REGIONAL

Mar. 6	W	90-82	20/	LaSalle	West Lafayette, Ind.
Mar. 8	W	87-72	20/13	St. John's	West Lafayette, Ind.

NCAA MIDEAST REGIONAL

Mar. 13	W	76-69	20/7	Indiana	Lexington, Ky.
Mar. 15	W	68-60	20/14	Duke	Lexington, Ky.

NCAA FINAL FOUR

Mar. 22	L	62-67	20/	UCLA	Indianapolis, Ind.
Mar. 24	W	75-58	20/	Iowa	Indianapolis, Ind.



Gene Keady

1981-present (23 seasons)

Record: 488-235 (.675)

Gene Keady became the winningest Purdue coach in history on Dec. 6, 1997, by defeating Louisville 87-69. He has led the Boilermakers to six Big Ten Championships (1984, '87, '88, '94, '95, '96). Purdue has advanced to postseason play in 21 of his 23 seasons, including 17 NCAA Tournament berths. He has graduated nearly 87 percent of his players, and Boilermakers have been selected Academic All-Big Ten 31 times, with seven Academic All-America picks during his tenure. Keady has been selected Big Ten Coach of the Year a league-record seven times and the nation's top coach six times. Keady's record has been equally impressive in international competition. He has led U.S. teams to three gold medals, a silver and a bronze, while establishing an impressive 40-2 record (.952).

1980-81 (21-11)

Coach: Gene Keady

Captains: Drake Morris, Roosevelt Barnes, Brian Walker

Lineup: Morris (f), Searce (f), Cross (c), Edmonson (g), Walker (g)

Nov. 29	W	72-59		Colorado State	West Lafayette, Ind.
Dec. 1	W	104-75		Loyola (Calif.)	West Lafayette, Ind.
Dec. 6	L	69-78		Tennessee	Knoxville, Tenn.
Dec. 8	W	82-61		Butler	Indianapolis, Ind.
Dec. 11	W	101-86		Oklahoma	West Lafayette, Ind.
Dec. 13	W	64-59		Providence	Providence, R.I.
Dec. 22	L	76-90		Tulsa	Tulsa, Okla.

GATOR BOWL TOURNAMENT

Dec. 26	W	53-45		Georgia Tech	Jacksonville, Fla.
Dec. 27	W	95-87		Florida	Jacksonville, Fla.
Jan. 5	W	81-74	-12	Michigan	West Lafayette, Ind.
Jan. 10	W	73-65		Ohio State	West Lafayette, Ind.
Jan. 15	L	65-87	-18	Illinois	Champaign, Ill.
Jan. 17	W	71-69		Wisconsin	Madison, Wis.
Jan. 22	W	55-50		Northwestern	West Lafayette, Ind.
Jan. 24	L	68-74		Michigan State	West Lafayette, Ind.
Jan. 29	L	67-84	-13	Iowa	Iowa City, Iowa
Jan. 31	L	61-69		Indiana	Bloomington, Ind.
Feb. 5	W	74-59		Minnesota	West Lafayette, Ind.
Feb. 7	W	68-66	-17	Indiana	West Lafayette, Ind.
Feb. 12	W	63-48		Michigan State	East Lansing, Mich.
Feb. 14	L	72-92		Minnesota	Minneapolis, Minn.
Feb. 19	W	82-69		Northwestern	Evanston, Ill.
Feb. 21	L	62-67	-12	Iowa	West Lafayette, Ind.
Feb. 26	W	72-61		Wisconsin	West Lafayette, Ind.
Feb. 28	L	70-81	-14	Illinois	West Lafayette, Ind.
Mar. 5	L	92-93 (3OT)		Ohio State	Columbus, Ohio
Mar. 7	W	67-61 (OT)		Michigan	Ann Arbor, Mich.

NIT TOURNAMENT

Mar. 12	W	84-58		Rhode Island	West Lafayette, Ind.
Mar. 16	W	50-46		Dayton	West Lafayette, Ind.
Mar. 20	W	81-69		Duke	West Lafayette, Ind.
Mar. 23	L	63-70		Syracuse	New York, N.Y.
Mar. 25	W	75-72 (OT)		West Virginia	New York, N.Y.

1981-82 (18-14)

Coach: Gene Keady

Captains: Keith Edmonson, Jon Kitchel, Mike Searce, Kevin Stallings

Lineup: Eifert (f), Searce (f), Cross (c), Edmonson (g), Hall (g)

Nov. 19	E	71-57		Yugoslavia	West Lafayette, Ind.
Nov. 28	W	82-68		Tennessee	West Lafayette, Ind.
Nov. 30	W	81-47		Jackson State	West Lafayette, Ind.
Dec. 5	L	67-73	-8	DePaul	Rosemont, Ill.
Dec. 7	W	75-46		Butler	West Lafayette, Ind.
Dec. 9	L	71-73	-3	Louisville	West Lafayette, Ind.
Dec. 12	L	77-80		Oklahoma	Norman, Okla.
Dec. 19	L	74-78		Syracuse	Syracuse, N.Y.

SUGAR BOWL CLASSIC

Dec. 28	L	58-59		Houston	New Orleans, La.
Dec. 29	L	68-76		Wake Forest	New Orleans, La.
Jan. 7	L	40-62	-7	Iowa	Iowa City, Iowa
Jan. 9	W	88-69		Michigan	Ann Arbor, Mich.
Jan. 14	W	53-47		Michigan State	West Lafayette, Ind.
Jan. 16	W	56-51		Northwestern	West Lafayette, Ind.
Jan. 21	W	66-60 (OT)		Ohio State	Columbus, Ohio
Jan. 23	L	55-77		Indiana	Bloomington, Ind.
Jan. 28	L	48-63		Illinois	West Lafayette, Ind.
Jan. 30	W	81-67		Wisconsin	West Lafayette, Ind.
Feb. 4	L	50-73	-6	Minnesota	Minneapolis, Minn.
Feb. 6	W	55-46		Wisconsin	Madison, Wis.
Feb. 11	L	68-74		Ohio State	West Lafayette, Ind.
Feb. 13	L	52-53	-9	Minnesota	West Lafayette, Ind.
Feb. 18	W	52-44		Illinois	Champaign, Ill.
Feb. 20	W	76-65	-20	Indiana	West Lafayette, Ind.
Feb. 25	L	50-67		Northwestern	Evanston, Ill.
Feb. 27	W	51-49		Michigan State	East Lansing, Mich.
Mar. 4	W	90-77		Michigan	West Lafayette, Ind.
Mar. 6	W	66-65	-11	Iowa	West Lafayette, Ind.

NIT TOURNAMENT

Mar. 10	W	72-65		W. Kentucky	West Lafayette, Ind.
Mar. 15	W	98-65		Rutgers	West Lafayette, Ind.
Mar. 19	W	86-68		Texas A&M	West Lafayette, Ind.
Mar. 22	W	61-60		Georgia	New York, N.Y.
Mar. 24	L	58-67		Bradley	New York, N.Y.

1982-83 (21-9)

Coach: Gene Keady

Captains: Ted Benson, Kyle Peterson

Lineup: Palombizio (f), Bullock (f), Cross (c), Hall (g), Clawson (g)

Nov. 20	E	66-65		Soviet Union	West Lafayette, Ind.
Nov. 27	W	83-54		Eastern Illinois	West Lafayette, Ind.
Nov. 29	W	79-69		Boston	Boston, Mass.
Dec. 1	W	50-39		Fresno State	West Lafayette, Ind.
Dec. 4	W	69-63	-7	Louisville	Louisville, Ky.
Dec. 6	W	71-58		Miami (Ohio)	West Lafayette, Ind.
Dec. 11	L	53-59	20/-	South Carolina	Columbia, S.C.
Dec. 20	W	95-68		Evansville	West Lafayette, Ind.
Dec. 22	W	65-63		DePaul	West Lafayette, Ind.

TANGERINE BOWL CLASSIC

Dec. 29	W	76-67	20/-	Rollins	Winter Park, Fla.
Dec. 30	W	61-60	20/-	Stetson	Winter Park, Fla.
Jan. 6	W	80-64		Wisconsin	Madison, Wis.
Jan. 8	L	48-54		Minnesota	Minneapolis, Minn.
Jan. 13	W	64-57	-20	Ohio State	West Lafayette, Ind.
Jan. 15	L	78-81	-4	Indiana	West Lafayette, Ind.
Jan. 19	W	63-62		Illinois	West Lafayette, Ind.
Jan. 27	W	80-77 (3OT)		Michigan	Ann Arbor, Mich.
Jan. 29	L	67-83		Michigan State	East Lansing, Mich.
Feb. 3	W	67-56		Northwestern	West Lafayette, Ind.
Feb. 5	W	60-57	-13	Iowa	West Lafayette, Ind.
Feb. 10	L	46-55	18/20	lowa	Iowa City, Iowa
Feb. 12	L	55-66	18/-	Northwestern	Evanston, Ill.
Feb. 17	W	61-55		Michigan State	West Lafayette, Ind.
Feb. 19	W	71-68		Michigan	West Lafayette, Ind.
Feb. 23	W	56-54		Illinois	Champaign, Ill.
Mar. 3	L	41-64	20/11	Indiana	Bloomington, Ind.
Mar. 5	L	65-76	20/14	Ohio State	Columbus, Ohio
Mar. 10	W	68-62		Minnesota	West Lafayette, Ind.
Mar. 12	W	79-64		Wisconsin	West Lafayette, Ind.

NCAA MIDEAST REGIONAL

Mar. 17	W	55-53		Robert Morris	Tampa, Fla.
Mar. 19	L	68-78	-9	Arkansas	Tampa, Fla.



Lee Rose was at the helm of the Boilermaker program for only two years but led the Old Gold and Black to a Big Ten title and a trip to the Final Four.



105 Years Of Purdue Basketball

1983-84 (22-7)

Coach: Gene Keady

Captains: Curt Clawson, Greg Eifert,
Ricky Hall, Jim Rowinski

Lineup: Eifert (f), Atkinson and Bullock (f),
Rowinski (c), Reid (g), Hall (g)

SUN MET CLASSIC

Nov. 25	W	83-64	-13	Northeastern	Fresno, Calif.
Nov. 26	W	56-55		Fresno State	Fresno, Calif.
Nov. 30	W	90-83 (OT)		Louisville	West Lafayette, Ind.
Dec. 3	W	67-58 (3OT)		Miami (O.)	Oxford, Ohio
Dec. 5	W	77-65		Boston	West Lafayette, Ind.
Dec. 10	W	106-50	19/-	Tampa	West Lafayette, Ind.
Dec. 17	W	65-54	11/-	Youngstown St.	West Lafayette, Ind.
Dec. 19	L	65-80	11/-	Evansville	Evansville, Ind.
Dec. 22	L	61-68	7/4	DePaul	Rosemont, Ill.
Dec. 28	L	67-86	18/2	Kentucky	Louisville, Ky.
Jan. 5	W	84-65		Wisconsin	West Lafayette, Ind.
Jan. 7	W	72-69		Minnesota	West Lafayette, Ind.
Jan. 12	W	63-52		Ohio State	Columbus, Ohio
Jan. 14	W	74-66		Indiana	Bloomington, Ind.
Jan. 21	L	52-76	19/10	Illinois	Champaign, Ill.
Jan. 26	W	61-57		Michigan	West Lafayette, Ind.
Jan. 28	W	72-54		Michigan State	West Lafayette, Ind.
Feb. 1	W	52-44	16/-	Northwestern	Evanston, Ill.
Feb. 4	W	48-46	16/-	Iowa	Iowa City, Iowa
Feb. 9	W	79-58	11/-	Iowa	West Lafayette, Ind.
Feb. 11	W	66-56	11/-	Northwestern	West Lafayette, Ind.
Feb. 16	L	53-63	11/-	Michigan State	East Lansing, Mich.
Feb. 18	W	67-64 (OT)	11/-	Michigan	Ann Arbor, Mich.
Feb. 25	W	59-55	13/6	Illinois	West Lafayette, Ind.
Feb. 29	L	59-78	11/-	Indiana	West Lafayette, Ind.
Mar. 3	W	85-63	11/-	Ohio State	West Lafayette, Ind.
Mar. 6	W	61-48	11/-	Wisconsin	Madison, Wis.
Mar. 10	W	63-62	11/-	Minnesota	Minneapolis, Minn.

NCAA MIDWEST REGIONAL

Mar. 17	L	48-66	10/16	Memphis State	Memphis, Tenn.
---------	---	-------	-------	---------------	----------------

1984-85 (20-9)

Coach: Gene Keady

Captains: Mark Atkinson, James Bullock
Lineup: Bullock (f), Atkinson (f), Littlejohn (c),
Reid (g), Gadis (g)

Nov. 24	W	76-72		Tampa	Tampa, Fla.
Nov. 27	E	67-71		Athletes in Action	West Lafayette, Ind.
Dec. 1	W	66-56		Kentucky	West Lafayette, Ind.
Dec. 5	L	79-84		Miami (O.)	West Lafayette, Ind.
Dec. 8	W	85-63		South Carolina	West Lafayette, Ind.
Dec. 15	W	77-56		Fredonia State	West Lafayette, Ind.
Dec. 17	W	82-57		Evansville	West Lafayette, Ind.
Dec. 20	W	75-66		Southern Illinois	West Lafayette, Ind.
Dec. 22	W	70-54		SE Missouri State	West Lafayette, Ind.

SUN BOWL CLASSIC

Dec. 28	W	77-46		Mississippi State	El Paso, Texas
Dec. 29	W	74-64		Texas-El Paso	El Paso, Texas
Jan. 3	L	63-75		Iowa	Iowa City, Iowa
Jan. 5	W	74-65		Minnesota	Minneapolis, Minn.
Jan. 10	L	72-81 (OT)	-17	Michigan State	West Lafayette, Ind.
Jan. 12	L	65-81		Michigan	West Lafayette, Ind.
Jan. 16	W	50-49		Northwestern	Evanston, Ill.
Jan. 19	W	72-68		Wisconsin	Madison, Wis.
Jan. 24	W	62-52	-13	Indiana	West Lafayette, Ind.
Jan. 26	L	63-67		Ohio State	West Lafayette, Ind.
Jan. 30	W	54-34	-5	Illinois	West Lafayette, Ind.
Feb. 7	L	84-95	-8	Michigan	Ann Arbor, Mich.
Feb. 9	W	66-65		Michigan State	East Lansing, Mich.
Feb. 14	W	67-52		Wisconsin	West Lafayette, Ind.
Feb. 16	W	76-57		Northwestern	West Lafayette, Ind.
Feb. 21	L	68-86		Ohio State	Columbus, Ohio
Feb. 23	W	72-63		Indiana	Bloomington, Ind.
Mar. 2	L	43-86	-18	Illinois	Champaign, Ill.
Mar. 7	W	79-67		Minnesota	West Lafayette, Ind.
Mar. 9	W	60-54		Iowa	West Lafayette, Ind.

NCAA SOUTHEAST REGIONAL

Mar. 14	L	58-59		Auburn	South Bend, Ind.
---------	---	-------	--	--------	------------------

1985-86 (22-10)

Coach: Gene Keady

Captains: Mack Gadis, Herb Robinson

Lineup: Mitchell (f), Lee (f), McCants (c), Lewis (g), Gadis (g)

Nov. 15	E	82-63		Czechoslovakia	West Lafayette, Ind.
Nov. 26	W	88-52		Stetson	West Lafayette, Ind.

GREAT ALASKA SHOOTOUT

Nov. 29	W	92-70		Alaska-Anchorage	Anchorage, Alaska
Nov. 30	L	62-73	-1	North Carolina	Anchorage, Alaska
Dec. 1	W	81-74		Arizona	Anchorage, Alaska
Dec. 3	W	82-70		San Francisco St.	West Lafayette, Ind.
Dec. 5	W	81-71		Moorehead State	West Lafayette, Ind.
Dec. 7	L	58-77	-16	Louisville	Louisville, Ky.
Dec. 9	W	86-67		Southern Illinois	Carbondale, Ill.
Dec. 15	W	72-56		Toledo	West Lafayette, Ind.
Dec. 21	W	79-59		Detroit	West Lafayette, Ind.
Dec. 23	W	71-56	-18	DePaul	West Lafayette, Ind.

CABLE CAR CLASSIC

Dec. 27	W	67-56		Lamar	Santa Clara, Calif.
Dec. 28	W	84-56		Santa Clara	Santa Clara, Calif.
Jan. 2	W	76-73 (OT)		Iowa	West Lafayette, Ind.
Jan. 4	W	68-61		Minnesota	West Lafayette, Ind.
Jan. 9	W	88-83	20/-	Michigan State	East Lansing, Mich.
Jan. 11	L	71-75	20/-2	Michigan	Ann Arbor, Mich.
Jan. 16	W	85-64	19/-	Northwestern	West Lafayette, Ind.
Jan. 19	W	100-73	19/-	Wisconsin	West Lafayette, Ind.
Jan. 23	L	70-71 (OT)	15/-	Indiana	Bloomington, Ind.
Jan. 25	L	66-73	15/-	Ohio State	Columbus, Ohio
Feb. 2	L	68-80		Illinois	Champaign, Ill.
Feb. 6	L	79-80	-7	Michigan	West Lafayette, Ind.
Feb. 8	W	88-82		Michigan State	West Lafayette, Ind.
Feb. 13	W	80-78		Wisconsin	Madison, Wis.
Feb. 15	W	65-50		Northwestern	Evanston, Ill.
Feb. 20	W	85-79		Ohio State	West Lafayette, Ind.
Feb. 23	W	85-68	-15	Indiana	West Lafayette, Ind.
Feb. 27	L	72-81	20/-	Illinois	West Lafayette, Ind.
Mar. 6	W	64-63		Minnesota	Minneapolis, Minn.
Mar. 8	L	64-77		Iowa	Iowa City, Iowa

NCAA SOUTHEAST REGIONAL

Mar. 13	L	87-94 (2OT)		LSU	Baton Rouge, La.
---------	---	-------------	--	-----	------------------

1986-87 (25-5)

Coach: Gene Keady

Captains: Tim Fisher, Doug Lee

Lineup: Mitchell (f), Lee (f), McCants (c), Lewis (g), Stephens (g)

Nov. 21	E	104-73	4/-	Bulgarian Nationals	West Lafayette, Ind.
Nov. 28	W	97-65	4/-	Stetson	Daytona Beach, Fla.
Dec. 1	W	96-54	4/-	Illinois State	West Lafayette, Ind.
Dec. 6	W	88-70	4/-	Connecticut	Hartford, Conn.
Dec. 8	W	77-61	3/-	Wichita State	West Lafayette, Ind.
Dec. 13	W	89-65	3/-	Detroit	Detroit, Mich.
Dec. 20	W	79-48	2/-	Tampa	West Lafayette, Ind.
Dec. 22	W	89-67	2/-	Toledo	Toledo, Ohio

DALLAS MORNING NEWS CLASSIC

Dec. 29	L	81-94	2/4	North Carolina	Dallas, Texas
Dec. 30	W	94-58	2/-	Towson State	Dallas, Texas
Jan. 3	W	87-72	2/-	Michigan State	West Lafayette, Ind.
Jan. 5	W	89-72	2/-	Michigan	West Lafayette, Ind.
Jan. 8	W	85-67	6/-	Northwestern	Evanston, Ill.
Jan. 10	W	57-48	6/-	Wisconsin	Madison, Wis.
Jan. 14	W	86-59	6/-	Minnesota	West Lafayette, Ind.
Jan. 18	W	88-73	6/-	Louisville	West Lafayette, Ind.
Jan. 19	L	67-70	6/2	Iowa	West Lafayette, Ind.
Jan. 22	W	87-86 (OT)	5/9	Illinois	West Lafayette, Ind.
Jan. 29	W	75-73	4/-	Ohio State	Columbus, Ohio
Jan. 31	L	77-88	4/-	Indiana	Bloomington, Ind.
Feb. 5	W	70-62	7/-	Wisconsin	West Lafayette, Ind.
Feb. 7	W	86-60	7/-	Northwestern	West Lafayette, Ind.
Feb. 12	W	80-73	7/4	Iowa	Iowa City, Iowa
Feb. 14	W	81-73	7/-	Minnesota	Minneapolis, Minn.
Feb. 23	W	76-75 (OT)	6/14	Illinois	Champaign, Ill.
Feb. 26	W	75-64	6/3	Indiana	West Lafayette, Ind.
Feb. 28	W	87-73	6/-	Ohio State	West Lafayette, Ind.
Mar. 4	W	69-59	3/-	Michigan State	East Lansing, Mich.
Mar. 7	L	68-104	3/-	Michigan	Ann Arbor, Mich.

NCAA EAST REGIONAL

Mar. 13	W	104-94	7/-	Northeastern	Syracuse, N.Y.
Mar. 15	L	66-85	7/-	Florida	Syracuse, N.Y.

1987-88 (29-4)

Coach: Gene Keady

Captains: Troy Lewis, Todd Mitchell, Everette Stephens

Lineup: Mitchell (f), Jones (f), McCants (c),
Lewis (g), Stephens (g)

Nov. 13	E	100-80	2/-	Czechoslovakia	West Lafayette, Ind.
---------	---	--------	-----	----------------	----------------------

PRESEASON NIT TOURNAMENT

Nov. 20	W	102-88	2/-	Arkansas-Little Rock	West Lafayette, Ind.
Nov. 24	L	96-104	2/-	Iowa State	West Lafayette, Ind.
Nov. 30	W	68-61	2/-	Illinois State	Normal, Ill.
Dec. 3	W	80-78 (OT)	11/-	Wichita State	Wichita, Kan.
Dec. 5	W	88-62	11/-	Oregon	West Lafayette, Ind.
Dec. 7	W	72-54	11/-	Colorado	West Lafayette, Ind.
Dec. 12	W	96-47	13/-	Ball State	West Lafayette, Ind.
Dec. 20	W	101-72	12/-	Kansas State	West Lafayette, Ind.
Dec. 22	W	82-59	10/-	Texas Tech	West Lafayette, Ind.

PALM BEACH CLASSIC

Dec. 29	W	81-73	11/-	Wake Forest	W. Palm Beach, Fla.
Dec. 30	W	110-82	11/-	Miami (Fla.)	W. Palm Beach, Fla.
Jan. 4	W	81-68	11/-	Illinois	Champaign, Ill.
Jan. 7	W	84-77	10/-	Ohio State	West Lafayette, Ind.
Jan. 9	W	80-79	10/16	Iowa	West Lafayette, Ind.
Jan. 14	W	80-64	8/-	Northwestern	West Lafayette, Ind.
Jan. 16	W	82-74	8/-	Minnesota	Minneapolis, Minn.
Jan. 20	W	78-67	5/-	Michigan State	West Lafayette, Ind.
Jan. 23	W	91-85	5/-	Louisville	Louisville, Ky.
Jan. 30	L	79-82	2/-	Indiana	Bloomington, Ind.
Feb. 3	W	86-62	6/-	Wisconsin	West Lafayette, Ind.
Feb. 7	W	91-87	6/11	Michigan	Ann Arbor, Mich.
Feb. 10	W	72-70	2/-	Michigan State	East Lansing, Mich.
Feb. 15	W	73-67	2/13	Iowa	Iowa City, Iowa
Feb. 21	W	95-85	2/-	Indiana	West Lafayette, Ind.
Feb. 25	W	93-79	2/-	Illinois	West Lafayette, Ind.
Feb. 27	W	69-51	2/-	Northwestern	Evanston, Ill.
Mar. 3	W	84-56	2/-	Wisconsin	Madison, Wis.
Mar. 5	W	80-67	2/10	Michigan	West Lafayette, Ind.
Mar. 9	L	60-71	2/-	Ohio State	Columbus, Ohio
Mar. 12	W	93-66	2/-	Minnesota	West Lafayette, Ind.

NCAA MIDWEST REGIONAL

Mar. 17	W	94-79	3/-	Fairleigh Dickinson	South Bend, Ind.
Mar. 19	W	100-73	3/-	Memphis State	South Bend, Ind.

NCAA MIDWEST REGIONAL SEMIFINAL

Mar. 25	L	70-73	3/20	Kansas State	Pontiac, Mich.
---------	---	-------	------	--------------	----------------

1988-89 (15-16)

Coach: Gene Keady

Captains: Kip Jones, Melvin McCants

Lineups: McCants (f), Berning and Oliver (f), Scheffler (c), Jones
(g), Stewart, Reid and Clyburn (g)

Nov. 18	E	74-54		Victoria, Aust.	West Lafayette, Ind.
Nov. 23	E	97-82		Lafayette Hust.	West Lafayette, Ind.
Nov. 26	L	77-81		Kansas State	Manhattan, Kan.
Nov. 29	W	100-53		Long Beach St.	West Lafayette, Ind.
Dec. 1	W	63-54		Texas Tech	Lubbock, Texas
Dec. 3	L	66-67		Colorado	Denver, Colo.
Dec. 6	W	57-56		Illinois State	West Lafayette, Ind.
Dec. 8	W	88-73		Connecticut	West Lafayette, Ind.
Dec. 10	L	56-70		Ball State	Muncie, Ind.
Dec. 17	W	95-53		Utah	West Lafayette, Ind.
Dec. 19	W	71-61		Wichita State	West Lafayette, Ind.
Dec. 23	L	59-62		Oregon	Eugene, Ore.

RAINBOW CLASSIC

Dec. 27	W	68-64		USC	Honolulu, Hawaii
Dec. 29	L	69-72		Hawaii	Honolulu, Hawaii
Dec. 30	L	69-72	-17	Georgia Tech	Honolulu, Hawaii
Jan. 5	W	75-58		Northwestern	Evanston, Ill.
Jan. 9	L	73-74		Indiana	West Lafayette, Ind.
Jan. 14	W	68-62		Wisconsin	Madison, Wis.
Jan. 18	L	66-76		Minnesota	Minneapolis, Minn.
Jan. 21	L	66-67	-7	Iowa	West Lafayette, Ind.
Jan. 25	L	83-106		Michigan State	East Lansing, Mich.
Jan. 29	L	88-99	-10	Michigan	West Lafayette, Ind.

105 Years Of Purdue Basketball

Feb. 2	W	76-72	-2	Illinois	West Lafayette, Ind.
Feb. 6	L	58-70	-17	Ohio State	Columbus, Ohio
Feb. 12	L	62-64	-13	Indiana	Bloomington, Ind.
Feb. 16	L	70-84	-13	Michigan	Ann Arbor, Mich.
Feb. 18	W	87-63		Michigan State	West Lafayette, Ind.
Feb. 20	L	75-102	-5	Illinois	Champaign, Ill.
Feb. 23	W	78-63		Minnesota	West Lafayette, Ind.
Feb. 26	L	67-84	-14	Iowa	Iowa City, Iowa
Mar. 2	W	65-60		Wisconsin	West Lafayette, Ind.
Mar. 9	W	83-53		Ohio State	West Lafayette, Ind.
Mar. 11	W	97-66		Northwestern	West Lafayette, Ind.

1989-90 (22-8)

Coach: Gene Keady

Captains: Ryan Berning, Tony Jones, Stephen Scheffler

Lineup: Berning (f), White (f), Scheffler (c),

Jones (g), Austin (g)

Nov. 11	E	100-73		Poland Nat.	West Lafayette, Ind.
Nov. 21	E	100-70		Lafayette Hust.	West Lafayette, Ind.
Nov. 24	W	57-43		Ball State	West Lafayette, Ind.
Nov. 30	W	65-63		Utah	Salt Lake City, Utah
Dec. 2	L	69-70		Long Beach St.	Long Beach, Calif.
Dec. 7	W	83-69		Illinois State	Normal, Ill.
Dec. 9	W	61-54		St. Louis	West Lafayette, Ind.
Dec. 18	W	62-54		Wichita State	Wichita, Kan.
Dec. 20	W	60-55		California	West Lafayette, Ind.

FIESTA BOWL CLASSIC

Dec. 28	W	66-52		Wake Forest	Tucson, Ariz.
Dec. 30	L	66-85		Arizona	Tucson, Ariz.
Jan. 3	W	82-55		Eastern Illinois	West Lafayette, Ind.
Jan. 6	W	93-77		Northwestern	West Lafayette, Ind.
Jan. 11	W	86-78	-16	Minnesota	West Lafayette, Ind.
Jan. 13	W	81-79	(OT) -13	Indiana	Bloomington, Ind.
Jan. 17	W	56-54	24/-	Wisconsin	Madison, Wis.
Jan. 20	W	81-68	24/6	Illinois	West Lafayette, Ind.
Jan. 25	W	78-66	13/-	Ohio State	Columbus, Ohio
Jan. 27	W	80-59	13/-	Iowa	West Lafayette, Ind.
Jan. 31	W	91-73	8/4	Michigan	Ann Arbor, Mich.
Feb. 3	L	53-64	8/-	Michigan State	West Lafayette, Ind.
Feb. 5	W	67-60	10/-	Northwestern	Evanston, Ill.
Feb. 11	L	72-73	10/17	Minnesota	Minneapolis, Minn.
Feb. 17	W	62-55	12/-	Wisconsin	West Lafayette, Ind.
Feb. 19	W	72-49	9/-	Indiana	West Lafayette, Ind.
Feb. 21	L	78-90	9/19	Illinois	Champaign, Ill.
Feb. 24	W	75-70	9/-	Ohio State	West Lafayette, Ind.
Feb. 28	L	63-64	9/-	Iowa	Iowa City, Iowa
Mar. 4	W	79-77	9/8	Michigan	West Lafayette, Ind.
Mar. 11	L	70-72	10/7	Michigan State	East Lansing, Mich.

NCAA MIDWEST REGIONAL

Mar. 16	W	75-63	10/-	NE Louisiana	Indianapolis, Ind.
Mar. 18	L	72-73	10/-	Texas	Indianapolis, Ind.

1990-91 (17-12)

Coach: Gene Keady

Captains: Dave Barrett, Jimmy Oliver, Chuckie White

Lineup: Oliver (f), White (f), Riley and McNary (c),

Darner (g), Painter and Barrett (g)

Nov. 7	E	77-82		USSR Nat'l Team	West Lafayette, Ind.
Nov. 14	E	71-76		Lafayette Hust.	West Lafayette, Ind.
Nov. 24	L	56-58		Stetson	West Lafayette, Ind.
Nov. 26	W	64-53		Massachusetts	West Lafayette, Ind.

BOILERMAKER INVITATIONAL

Nov. 30	W	78-49		East Carolina	West Lafayette, Ind.
Dec. 1	W	77-56		Indiana State	West Lafayette, Ind.
Dec. 6	W	66-65		California	Berkeley, Calif.
Dec. 8	W	97-77		St. Louis	St. Louis, Mo.
Dec. 15	W	64-51		Furman	West Lafayette, Ind.
Dec. 20	W	97-81		Butler	West Lafayette, Ind.
Dec. 22	L	74-86	-8	North Carolina	West Lafayette, Ind.
Dec. 29	W	64-63	-17	Georgia	Athens, Ga.
Jan. 3	W	73-70		Northwestern	Evanston, Ill.
Jan. 5	L	61-63		Illinois	Champaign, Ill.
Jan. 12	W	86-69		Michigan	West Lafayette, Ind.
Jan. 14	L	62-65	-3	Indiana	West Lafayette, Ind.

Jan. 17	L	56-59		Minnesota	Minneapolis, Minn.
Jan. 23	W	62-51	-22	Michigan State	West Lafayette, Ind.
Jan. 26	L	44-66		Wisconsin	Madison, Wis.
Jan. 31	L	69-78		Iowa	West Lafayette, Ind.
Feb. 3	L	59-66	-3	Ohio State	Columbus, Ohio
Feb. 6	L	56-59		Illinois	West Lafayette, Ind.
Feb. 10	L	63-81	-4	Indiana	Bloomington, Ind.
Feb. 16	W	89-82		Minnesota	West Lafayette, Ind.
Feb. 18	W	83-77	(2OT)	Michigan	Ann Arbor, Mich.
Feb. 23	L	58-75		Michigan State	East Lansing, Mich.
Feb. 28	W	69-62		Wisconsin	West Lafayette, Ind.
Mar. 2	W	70-65		Iowa	Iowa City, Iowa
Mar. 6	W	72-67	-2	Ohio State	West Lafayette, Ind.
Mar. 9	W	77-48		Northwestern	West Lafayette, Ind.

NCAA EAST REGIONAL

Mar. 14	L	63-80		Temple	College Park, Md.
---------	---	-------	--	--------	-------------------

1991-92 (18-15)

Coach: Gene Keady

Captains: Woody Austin, Craig Riley

Lineup: Martin (f), Stanback (f), Riley (c),

Austin, Darner, Trice and Waddell (g)

Nov. 11	E	77-79		High Five Am.	West Lafayette, Ind.
Nov. 15	E	76-54		Cuban Nationals	West Lafayette, Ind.

PRESEASON NIT

Nov. 21	W	56-48		Ball State	West Lafayette, Ind.
Nov. 23	L	48-67	-13	Oklahoma St.	Stillwater, Okla.
Dec. 2	W	81-65		Indiana State	Terre Haute, Ind.

BOILERMAKER INVITATIONAL

Dec. 6	W	103-57		Prairie View	West Lafayette, Ind.
Dec. 7	L	53-69		Wis.-Green Bay	West Lafayette, Ind.
Dec. 15	W	65-62		Georgia	West Lafayette, Ind.
Dec. 17	W	101-75		Stetson	West Lafayette, Ind.
Dec. 21	W	76-70		Butler	Indianapolis, Ind.
Dec. 23	W	53-44		SW Mo. St.	West Lafayette, Ind.
Dec. 28	L	79-87		Loyola-Chicago	Rosemont, Ill.
Jan. 2	L	50-78	-8	North Carolina	Chapel Hill, N.C.
Jan. 4	W	64-48		West. Michigan	West Lafayette, Ind.
Jan. 8	L	72-74	(OT)	Illinois	Champaign, Ill.
Jan. 11	W	77-69	(OT)	Iowa	West Lafayette, Ind.
Jan. 15	W	65-60	-15	Michigan	Ann Arbor, Mich.
Jan. 22	L	61-66	-14	Michigan State	West Lafayette, Ind.
Jan. 25	W	82-63		Northwestern	West Lafayette, Ind.
Jan. 28	L	65-106	-4	Indiana	Bloomington, Ind.
Feb. 2	L	69-79		Wisconsin	Madison, Wis.
Feb. 5	W	65-57		Minnesota	West Lafayette, Ind.
Feb. 8	L	59-71	-8	Ohio State	Columbus, Ohio
Feb. 11	L	71-76	(OT)	Illinois	West Lafayette, Ind.
Feb. 15	L	68-80		Iowa	Iowa City, Iowa
Feb. 20	W	84-68		Northwestern	Evanston, Ill.
Feb. 22	L	68-70	-11	Michigan State	East Lansing, Mich.
Feb. 26	L	64-71	-8	Ohio State	West Lafayette, Ind.
Feb. 29	W	61-51		Wisconsin	West Lafayette, Ind.
Mar. 7	W	68-58		Minnesota	Minneapolis, Minn.
Mar. 11	L	61-70	-14	Michigan	West Lafayette, Ind.
Mar. 15	W	61-59	-4	Indiana	West Lafayette, Ind.

NIT TOURNAMENT

Mar. 19	W	82-56		Butler	West Lafayette, Ind.
Mar. 23	W	67-51		Texas Christian	West Lafayette, Ind.
Mar. 25	L	67-74		Florida	Indianapolis, Ind.

1992-93 (18-10)

Coach: Gene Keady

Captains: Matt Painter, Linc Darner, Cuonzo Martin

Lineups: Robinson (f), Martin (f), Stanback (c),

Painter (g), Waddell (g)

Nov. 16	E	101-84		Lafayette Hust.	West Lafayette, Ind.
Nov. 22	E	80-72		Russian Nation	West Lafayette, Ind.

HALL OF FAME TIPOFF CLASSIC

Nov. 28	W	73-69	-16	Connecticut	Springfield, Mass.
---------	---	-------	-----	-------------	--------------------

BOILERMAKER INVITATIONAL

Dec. 4	W	85-64	24/-	Weber State	West Lafayette, Ind.
Dec. 5	W	88-74	24/-	E. Tennessee St.	West Lafayette, Ind.
Dec. 12	W	84-70	18/-	Loyola-Chicago	West Lafayette, Ind.
Dec. 19	W	92-63	16/-	Indiana State	West Lafayette, Ind.
Dec. 22	W	48-45	15/-	SW Missouri St.	Springfield, Mo.

SUN CARNIVAL CLASSIC

Dec. 28	W	67-63	13/-	Florida	El Paso, Texas
---------	---	-------	------	---------	----------------

Dec. 29	W	63-61	13/-	UTEP	El Paso, Texas
Jan. 2	W	80-54	13/-	Butler	West Lafayette, Ind.
Jan. 7	L	70-80	9/3	Michigan	West Lafayette, Ind.
Jan. 9	L	60-81	9/-	Minnesota	Minneapolis, Minn.
Jan. 13	W	76-60	17/-	Wisconsin	West Lafayette, Ind.
Jan. 16	W	61-54	17/-	Penn State	University Park, Pa.
Jan. 19	L	65-74	13/2	Indiana	West Lafayette, Ind.
Jan. 28	W	83-73	14/-	Northwestern	Evanston, Ill.
Jan. 30	L	64-72	14/-	Michigan State	West Lafayette, Ind.
Feb. 3	W	62-57	19/-	Ohio State	Columbus, Ohio
Feb. 7	L	76-84	19/5	Michigan	Ann Arbor, Mich.
Feb. 10	W	75-69	18/-	Minnesota	West Lafayette, Ind.
Feb. 13	W	90-87	(2OT) 18/-	Wisconsin	Madison, Wis.
Feb. 21	L	78-93	14/1	Indiana	Bloomington, Ind.
Feb. 25	L	70-78	(2OT) 17/-	Illinois	Champaign, Ill.
Feb. 27	L	59-62	17/-	Northwestern	West Lafayette, Ind.
Mar. 3	W	61-58	24/-	Michigan State	East Lansing, Mich.
Mar. 6	W	69-58	24/15	Iowa	West Lafayette, Ind.
Mar. 11	W	57-49	18/-	Penn State	West Lafayette, Ind.
Mar. 14	L	62-72	18/-	Ohio State	West Lafayette, Ind.

NCAA EAST REGIONAL

Mar. 18	L	68-74	22/-	Rhode Island	Winston-Salem, N.C.
---------	---	-------	------	--------------	---------------------

1993-94 (29-5)

Coach: Gene Keady

Captains: Linc Darner, Cuonzo Martin, Cornelius McNary, Ian

Stanback, Kenny Williams

Lineup: Robinson (f), Martin (f), Brantley (c),

Roberts (g), Waddell (g)

Nov. 16	E	93-75	21/	Lafayette Hust.	West Lafayette, Ind.
Nov. 21	E	89-64	21/	Croatia	West Lafayette, Ind.

GREAT ALASKA SHOOTOUT

Nov. 24	W	74-69	21/-	Wis.-Green Bay	Anchorage, Alaska
Nov. 26	W	97-78	21/-	Weber State	Anchorage, Alaska
Nov. 27	W	88-73	21/-	Portland	Anchorage, Alaska

BOILERMAKER INVITATIONAL

Dec. 3	W	98-74	14/-	James Madison	West Lafayette, Ind.
Dec. 4	W	94-54	14/-	West. Michigan	West Lafayette, Ind.
Dec. 8	W	84-82	(OT) 11/-	New Orleans	New Orleans, La.

BOILERMAKER BLOCKBUSTER

Dec. 10	W	114-90	11/-	Houston	Indianapolis, Ind.
Dec. 18	W	97-59	11/-	Georgia So.	West Lafayette, Ind.
Dec. 21	W	74-66	10/-	Tenn.-Chatt.	West Lafayette, Ind.
Dec. 30	W	108-73	10/-	Weber State	Ogden, Utah
Jan. 2	W	95-81	10/-	San Francisco	San Francisco, Calif.
Jan. 5	W	68-67	10/-	Northwestern	Evanston, Ill.
Jan. 9	W	69-67	10/-	Seton Hall	West Lafayette, Ind.
Jan. 12	W	89-77	9/-	Michigan State	West Lafayette, Ind.
Jan. 15	L	69-75	9/12	Wisconsin	Madison, Wis.
Jan. 18	W	83-76	(OT) 12/8	Indiana	West Lafayette, Ind.
Jan. 22	W	101-63	12/-	Ohio State	West Lafayette, Ind.
Jan. 27	L	68-71	7/-	Penn State	University Park, Pa.
Jan. 29	W	75-72	7/17	Minnesota	Minneapolis, Minn.
Feb. 1	L	62-63	8/13	Michigan	West Lafayette, Ind.
Feb. 6	W	87-78	8/-	Iowa	Iowa City, Iowa
Feb. 9	W	98-81	10/-	Northwestern	West Lafayette, Ind.
Feb. 12	W	74-70	10/-	Michigan State	East Lansing, Mich.
Feb. 16	W	67-64	9/23	Wisconsin	West Lafayette, Ind.
Feb. 19	L	80-82	9/16	Indiana	Bloomington, Ind.
Feb. 23	W	95-85	14/-	Ohio State	Columbus, Ohio
Feb. 26	W	71-66	14/-	Penn State	West Lafayette, Ind.
Mar. 3	W	86-70	9/18	Minnesota	West Lafayette, Ind.
Mar. 6	W	95-94	9/3	Michigan	Ann Arbor, Mich.
Mar. 13	W	87-77	6/-	Illinois	West Lafayette, Ind.

NCAA SOUTHEAST REGIONAL

Mar. 17	W	98-67	3/-	Central Florida	Lexington, Ky.
Mar. 19	W	83-73	3/-	Alabama	Lexington, Ky.

NCAA SOUTHEAST REGIONAL

Mar. 24	W	83-78	3/13	Kansas	Knoxville, Tenn.
Mar. 26	L	60-69	3/6	Duke	Knoxville, Tenn.

105 Years Of Purdue Basketball

1994-95 (25-7)

Coach: Gene Keady

Captains: Tim Ervin, Cuonzo Martin, Matt Waddell

Lineup: Jennings (f), Martin (f), Miller (c), Roberts (g), Waddell (g)

Nov. 13 E 98-53 Argentina West Lafayette, Ind.
Nov. 20 E 71-66 Ath. In Action West Lafayette, Ind.

BIG ISLAND INVITATIONAL

Nov. 25 W 71-60 Niagara Hilo, Hawaii
Nov. 26 W 84-71 New Orleans Hilo, Hawaii
Nov. 27 W 88-87 (OT) Iowa State Hilo, Hawaii

GREAT EIGHT

Nov. 30 L 66-69 Missouri Auburn Hills, Mich.
Dec. 3 L 87-91 James Madison Harrisonburg, Va.
Dec. 6 L 81-90 West. Michigan Kalamazoo, Mich.

BOILERMAKER INVITATIONAL

Dec. 9 W 81-64 Austin Peay West Lafayette, Ind.
Dec. 10 W 79-69 Rutgers West Lafayette, Ind.

BOILERMAKER BLOCKBUSTER

Dec. 17 W 76-68 New Orleans Indianapolis, Ind.
Dec. 22 W 94-77 Tenn.-Chatt Chattanooga, Tenn.
Dec. 28 W 89-75 Weber State West Lafayette, Ind.
Dec. 30 W 74-66 Cent. Michigan West Lafayette, Ind.
Jan. 3 L 61-71 Michigan Ann Arbor, Mich.
Jan. 7 W 68-60 Minnesota West Lafayette, Ind.
Jan. 10 L 58-62 Illinois West Lafayette, Ind.
Jan. 14 W 84-83 /10 Iowa Iowa City, Iowa
Jan. 21 W 92-66 Ohio State West Lafayette, Ind.
Jan. 25 W 96-84 Northwestern Evanston, Ill.
Jan. 28 W 65-62 Penn State University Park, Pa.
Jan. 31 W 76-66 Indiana West Lafayette, Ind.
Feb. 7 W 78-69 25/7 Michigan State East Lansing, Mich.
Feb. 12 L 73-82 25/- Indiana Bloomington, Ind.
Feb. 15 W 71-51 25/- Penn State West Lafayette, Ind.
Feb. 18 W 94-57 25/- Northwestern West Lafayette, Ind.
Feb. 22 W 64-55 21/- Ohio State Columbus, Ohio
Feb. 26 W 66-56 21/- Wisconsin West Lafayette, Ind.
Mar. 1 W 92-85 17/- Iowa West Lafayette, Ind.
Mar. 4 W 69-56 17/- Illinois Champaign, Ill.
Mar. 12 W 72-59 14/- Minnesota Minneapolis, Minn.
W 73-67 14/- Michigan West Lafayette, Ind.

NCAA MIDWEST REGIONAL

Mar. 17 W 49-48 12/- Wis.-Green Bay Austin, Texas
Mar. 19 L 73-75 12/- Memphis Austin, Texas

1995-96 (26-6) *

Coach: Gene Keady

Captains: Herb Dove, Brandon Brantley, Todd Foster, Roy Hairston, Justin Jennings, Porter Roberts

Lineup: Hairston (f), Dove (f), Brantley (c), Roberts (g), Austin (g)

Nov. 12 E 89-70 24/- Russia Siberia West Lafayette, Ind.
Nov. 19 E 88-74 24/- Ath. In Action West Lafayette, Ind.

THE CLASSIC

Nov. 25 L 76-91 24/12 Memphis Kansas City, Mo.
Nov. 29 W 78-76 Cent. Michigan Mt. Pleasant, Mich.

BOILERMAKER INVITATIONAL

Dec. 1 W 78-67 Illinois-Chicago West Lafayette, Ind.
Dec. 2 W 88-76 Murray State West Lafayette, Ind.
Dec. 6 W 77-63 Oklahoma West Lafayette, Ind.

JOHN WOODEN CLASSIC

Dec. 9 L 50-67 /2 Villanova Anaheim, Calif.

BOILERMAKER BLOCKBUSTER

Dec. 16 W 88-69 Texas Christian Indianapolis, Ind.
Dec. 19 W 86-56 West. Michigan West Lafayette, Ind.
Dec. 21 W 74-53 Valparaiso West Lafayette, Ind.
Dec. 23 W 78-76 Seton Hall South Orange, N.J.

PUERTO RICO INVITATIONAL

Dec. 28 W 79-60 Iowa State Bayamon, P.R.
Dec. 30 W 73-67 UNC Charlotte Bayamon, P.R.
Jan. 3 W 85-61 /10 Iowa West Lafayette, Ind.
Jan. 10 W 67-51 22/- Northwestern Evanston, Ill.
Jan. 13 W 76-62 22/- Minnesota Minneapolis, Minn.
Jan. 16 W 74-69 17/- Indiana West Lafayette, Ind.
Jan. 20 L 67-71 17/25 Illinois West Lafayette, Ind.
Jan. 24 L 77-87 19/14 Penn State University Park, Pa.
Jan. 27 W 70-53 19/- Ohio State West Lafayette, Ind.
Jan. 31 W 80-59 17/18 Michigan Ann Arbor, Mich.
Feb. 3 W 56-51 17/- Michigan State West Lafayette, Ind.

Feb. 7 W 75-42 14/- Wisconsin Madison, Wis.
Feb. 10 W 69-64 14/19 Michigan West Lafayette, Ind.
Feb. 15 W 63-55 11/- Ohio State Columbus, Ohio
Feb. 17 W 66-49 11/8 Penn State West Lafayette, Ind.
Feb. 20 W 74-71 7/- Illinois Champaign, Ill.
Feb. 25 W 74-72 7/- Indiana Bloomington, Ind.
Feb. 29 W 67-61 5/- Minnesota West Lafayette, Ind.
Mar. 2 W 79-56 5/- Northwestern West Lafayette, Ind.
Mar. 10 L 52-56 4/19 Iowa Iowa City, Iowa

NCAA WEST REGIONAL

Mar. 14 W 73-71 4/- West Carolina Albuquerque, N.M.
Mar. 16 L 69-76 4/- Georgia Albuquerque, N.M.

* Does not reflect 18 forfeited and two vacated games in which a player ruled by the NCAA to be ineligible participated during the 1995-96 season.

1996-97 (18-12)

Coach: Gene Keady

Captains: Chad Austin, Paul Gilyvdis, Brad Miller

Lineup: Robinson (f) and Cornell (f/g), Cardinal (f), Miller (c), Austin (g), Eldridge (g)

Nov. 11 E 95-90 Adelaide West Lafayette, Ind.
Nov. 17 E 100-64 SAK Club West Lafayette, Ind.
Nov. 24 W 86-63 Idaho West Lafayette, Ind.
Nov. 26 W 65-56 West. Michigan Kalamazoo, Mich.
Nov. 30 L 83-86 Bowling Green West Lafayette, Ind.

GREAT EIGHT

Dec. 3 L 87-101 /6 Kentucky Chicago, Ill.

BOILERMAKER INVITATIONAL

Dec. 6 W 69-55 Cornell West Lafayette, Ind.
Dec. 7 W 86-71 Long Beach St. West Lafayette, Ind.

BOILERMAKER BLOCKBUSTER

Dec. 14 L 72-88 /22 Louisville Indianapolis, Ind.
Dec. 16 W 75-45 Tenn.-Martin West Lafayette, Ind.
Dec. 21 L 58-82 Oklahoma Norman, Okla.
Dec. 30 L 69-97 Texas Christian Fort Worth, Texas
Jan. 2 W 75-69 /24 Illinois Champaign, Ill.
Jan. 7 L 56-59 Iowa West Lafayette, Ind.
Jan. 11 W 78-53 Northwestern West Lafayette, Ind.
Jan. 16 L 65-89 /18 Michigan Ann Arbor, Mich.
Jan. 18 W 70-53 /17 Indiana West Lafayette, Ind.
Jan. 22 W 60-52 Wisconsin West Lafayette, Ind.
Jan. 25 L 68-91 /8 Minnesota Minneapolis, Minn.
Jan. 29 W 72-62 Michigan St. West Lafayette, Ind.
Feb. 1 W 67-62 Penn St. University Park, Pa.
Feb. 5 W 94-77 Ohio St. West Lafayette, Ind.
Feb. 8 W 77-62 Michigan St. East Lansing, Mich.
Feb. 12 L 67-70 /3 Minnesota West Lafayette, Ind.
Feb. 15 L 52-69 Wisconsin Madison, Wis.
Feb. 18 W 89-87 (OT) /24 Indiana Bloomington, Ind.
Feb. 23 W 67-58 /18 Michigan West Lafayette, Ind.
Feb. 26 W 72-61 Northwestern Evanston, Ill.
Mar. 1 L 62-84 Iowa Iowa City, Iowa
Mar. 8 W 77-69 /15 Illinois West Lafayette, Ind.

NCAA SOUTHEAST REGIONAL

Mar. 13 W 83-76 (OT) Rhode Island Memphis, Tenn.
Mar. 15 L 61-75 /1 Kansas Memphis, Tenn.

1997-98 (28-8)

Coach: Gene Keady

Captains: Chad Austin, Brad Miller

Lineup: Cardinal (f) and Cornell (f/g), Miller (c), Austin (g), Eldridge (g)

Nov. 3 E 77-63 Australia West Lafayette, Ind.
Nov. 9 E 117-72 9/- Russia Select West Lafayette, Ind.
Nov. 14 W 119-95 9/- Long Island West Lafayette, Ind.
Nov. 17 W 73-56 9/- Valparaiso Valparaiso, Ind.
Nov. 20 W 107-80 8/- NE Louisiana West Lafayette, Ind.

GREAT ALASKA SHOOTOUT

Nov. 26 W 92-64 8/- UAB Anchorage, Alaska
Nov. 28 W 82-69 6/- Massachusetts Anchorage, Alaska
Nov. 29 L 69-73 6/4 North Carolina Anchorage, Alaska

GREAT EIGHT

Dec. 3 L 75-89 6/7 Kentucky Chicago, Ill.
Dec. 6 W 87-69 6/- Louisville Louisville, Ky.

BOILERMAKER INVITATIONAL

Dec. 12 W 87-56 8/- Tenn.-Martin West Lafayette, Ind.
Dec. 13 W 107-82 8/- San Francisco West Lafayette, Ind.

BOILERMAKER BLOCKBUSTER

Dec. 20 W 86-84 8/10 Xavier Indianapolis, Ind.
Dec. 22 W 118-77 8/- Florida A&M West Lafayette, Ind.
Dec. 27 W 81-79 7/- Providence West Lafayette, Ind.
Dec. 30 L 57-74 7/- Michigan State West Lafayette, Ind.
Jan. 2 W 83-79 5/- Minnesota Minneapolis, Minn.
Jan. 7 W 77-55 9/- Penn State West Lafayette, Ind.
Jan. 10 W 86-53 9/- Houston Houston, Texas
Jan. 13 W 68-58 9/- Illinois Champaign, Ill.
Jan. 18 L 88-94 9/- Indiana Bloomington, Ind.
Jan. 21 W 82-71 12/- Ohio State West Lafayette, Ind.
Jan. 24 W 80-45 12/- Northwestern West Lafayette, Ind.
Jan. 29 W 89-82 10/19 Michigan Ann Arbor, Mich.
Jan. 31 W 82-59 10/- Wisconsin West Lafayette, Ind.
Feb. 7 W 107-75 10/- Ohio State Columbus, Ohio
Feb. 10 W 94-89 10/- Indiana West Lafayette, Ind.
Feb. 14 W 75-72 8/- Illinois West Lafayette, Ind.
Feb. 18 L 69-88 5/- Iowa Iowa City, Iowa
Feb. 21 L 63-74 5/- Penn State University Park, Pa.
Feb. 25 W 87-83 11/- Minnesota West Lafayette, Ind.
Mar. 1 W 99-96 (OT) 11/10 Michigan State East Lansing, Mich.

BIG TEN TOURNAMENT

Mar. 6 W 76-71 9/- Indiana Chicago, Ill.
Mar. 7 W 68-47 9/17 Illinois Chicago, Ill.
Mar. 8 L 67-76 9/18 Michigan Chicago, Ill.

NCAA MIDWEST REGIONAL

Mar. 13 W 95-56 11/- Delaware Chicago, Ill.
Mar. 15 W 80-65 11/- Detroit Chicago, Ill.

NCAA MIDWEST REGIONAL

Mar. 20 L 59-67 11/10 Stanford St. Louis, Mo.

1998-99 (21-13)

Coach: Gene Keady

Captains: Brian Cardinal, Jaraan Cornell, Alan Eldridge

Lineup: Cardinal (f), Robinson (f), Gr. McQuay (c), Eldridge (g/f) and Mayfield (g), Cornell (g)

Nov. 2 E 94-62 16/- North Melbourne West Lafayette, Ind.
Nov. 8 E 74-71 16/- Estonia Select West Lafayette, Ind.
Nov. 13 W 101-64 16/- UNC-Asheville West Lafayette, Ind.

PRESEASON NIT

Nov. 16 W 77-61 15/- Illinois-Chicago West Lafayette, Ind.
Nov. 18 W 83-68 15/- Gonzaga West Lafayette, Ind.
Nov. 25 L 47-54 15/10 North Carolina New York, N.Y.
Nov. 27 W 70-69 15/- St. John's (N.Y.) New York, N.Y.
Nov. 28 W 72-67 15/- Lafayette West Lafayette, Ind.
Nov. 29 W 62-49 14/- Eastern Illinois West Lafayette, Ind.
Dec. 5 W 71-57 14/23 Xavier Cincinnati, Ohio
Dec. 8 W 69-55 9/- Illinois State West Lafayette, Ind.

BOILERMAKER INVITATIONAL

Dec. 11 W 78-70 9/- Valparaiso West Lafayette, Ind.
Dec. 12 W 80-59 9/- La Salle West Lafayette, Ind.

BOILERMAKER BLOCKBUSTER

Dec. 19 W 63-54 8/- Butler Indianapolis, Ind.

JIMMY V. CLASSIC

Dec. 22 W 80-64 8/- South Carolina E. Rutherford, N.J.
Dec. 27 L 82-87 8/- Providence Providence, R.I.
Jan. 6 W 70-67 9/- Penn State University Park, Pa.
Jan. 10 L 56-61 9/24 Wisconsin Madison, Wis.
Jan. 13 W 63-54 13/- Illinois West Lafayette, Ind.
Jan. 16 L 76-87 13/23 Indiana West Lafayette, Ind.
Jan. 19 L 43-72 13/21 Ohio State Columbus, Ohio
Jan. 23 W 81-71 16/- Michigan West Lafayette, Ind.
Jan. 27 L 50-54 14/- Northwestern Evanston, Ill.
Feb. 4 W 90-75 18/14 Iowa West Lafayette, Ind.
Feb. 6 L 69-80 18/15 Ohio State West Lafayette, Ind.
Feb. 9 W 86-81 (OT) 21/17 Indiana Bloomington, Ind.
Feb. 13 W 63-56 21/- Illinois Champaign, Ill.
Feb. 16 L 69-82 21/5 Michigan State E. Lansing, Mich.
Feb. 20 L 70-78 17/- Penn State West Lafayette, Ind.
Feb. 23 W 54-42 23/- Minnesota West Lafayette, Ind.
Feb. 25 L 48-62 23/- Minnesota Minneapolis, Minn.
Feb. 28 L 46-60 23/3 Michigan State West Lafayette, Ind.

105 Years Of Purdue Basketball

BIG TEN TOURNAMENT

Mar. 4	L	73-79 (OT)	Michigan	Chicago, Ill.
NCAA EAST REGIONAL				
Mar. 12	W	58-54	Texas	Boston, Mass.
Mar. 14	W	73-63 -9	Miami (FL)	Boston, Mass.
NCAA EAST REGIONAL				
Mar. 19	L	55-77	Temple	E. Rutherford, N.J.

1999-00 (24-10)

Coach: Gene Keady

Captains: Brian Cardinal, Jaraan Cornell, Alan Eldridge

Lineup: Cardinal (f), Robinson (f), Gr. McQuay (c), Cunningham (g) and Cornell (g)

Nov. 3	E	105-90	23/-	Athletes in Action	West Lafayette, Ind.
Nov. 14	E	80-61	23/-	CIMEBA All-Stars	West Lafayette, Ind.
MAUI INVITATIONAL					
Nov. 22	W	96-78	22/-	Chaminade	Lahaina, Haw.
Nov. 23	W	79-68	22/6	Florida	Lahaina, Haw.
Nov. 24	L	75-90	22/4	North Carolina	Lahaina, Haw.

ACC/BIG TEN CHALLENGE

Dec. 1	L	59-61	19/-	N.C. State	West Lafayette, Ind.
Dec. 4	W	75-66	19/-	Akron	West Lafayette, Ind.
Dec. 7	W	86-75	25/-	Illinois State	Normal, Ill.
Dec. 9	W	83-48	25/-	Western Illinois	West Lafayette, Ind.
Dec. 11	W	86-65	25/-	Coppin State	West Lafayette, Ind.

BOILERMAKER BLOCKBUSTER

Dec. 18	L	52-72	24/-	Ball State	Indianapolis, Ind.
Dec. 22	W	92-61	24/-	C. Michigan	West Lafayette, Ind.
Dec. 27	W	70-55		Santa Clara	Santa Clara, Calif.
Dec. 30	L	53-55	-23	UCLA	Los Angeles, Calif.
Jan. 8	L	86-88 (2OT)		Michigan	West Lafayette, Ind.
Jan. 12	W	69-66	-22	Illinois	Champaign, Ill.
Jan. 15	W	63-52		Wisconsin	West Lafayette, Ind.
Jan. 19	W	74-69		Minnesota	Minneapolis, Minn.
Jan. 22	L	83-77	-11	Indiana	West Lafayette, Ind.
Jan. 26	L	45-55		Wisconsin	Madison, Wis.
Jan. 29	L	59-68	-8	Ohio State	Columbus, Ohio
Feb. 2	W	70-51		Northwestern	Evanston, Ill.
Feb. 5	W	84-58		Iowa	Iowa City, Iowa
Feb. 8	W	70-67	-6	Michigan State	West Lafayette, Ind.
Feb. 12	W	77-58		Northwestern	West Lafayette, Ind.
Feb. 16	W	67-59	25/-	Iowa	West Lafayette, Ind.
Feb. 19	W	97-61	25/-	Minnesota	West Lafayette, Ind.
Feb. 24	W	78-75	21/-	Michigan	Ann Arbor, Mich.
Feb. 27	L	88-71	21/-	Penn State	West Lafayette, Ind.
Feb. 29	L	65-79	20/14	Indiana	Bloomington, Ind.

BIG TEN TOURNAMENT

Mar. 10	L	66-78	22/-	Wisconsin	Chicago, Ill.
---------	---	-------	------	-----------	---------------

NCAA WEST REGIONAL

Mar. 16	W	62-61	23/-	Dayton	Tucson, Ariz.
Mar. 18	W	66-62	23/12	Oklahoma	Tucson, Ariz.

NCAA WEST REGIONAL

Mar. 23	W	75-66	23/-	Gonzaga	Albuquerque, N.M.
Mar. 25	L	60-64	23/-	Wisconsin	Albuquerque, N.M.

2000-01 (17-15)

Coach: Gene Keady

Captains: Carson Cunningham, Rodney Smith, Maynard Lewis, John Allison, Joe Marshall, Travis Best

Lineup: Cunningham (g), Lowe (g), Lewis (g), Smith (f), Allison (c)

Nov. 2	E	96-79		Athletes in Action	West Lafayette, Ind.
Nov. 15	E	65-74		H. Globetrotters	West Lafayette, Ind.
Nov. 21	L	66-67		Central Michigan	West Lafayette, Ind.

WOODEN TRADITION

Nov. 25	W	72-69	-1	Arizona	Indianapolis, Ind.
---------	---	-------	----	---------	--------------------

ACC/Big Ten Challenge

Nov. 29	L	79-98	-21	Virginia	Charlottesville, Va.
Dec. 2	W	79-65		Appalachian St.	West Lafayette, Ind.

BOILERMAKER INVITATIONAL

Dec. 8	W	78-52		Duquesne	West Lafayette, Ind.
Dec. 9	W	79-51		Alabama A&M	West Lafayette, Ind.

BOILERMAKER BLOCKBUSTER

Dec. 16	W	73-46		Valparaiso	Indianapolis, Ind.
Dec. 18	W	98-52		Santa Clara	West Lafayette, Ind.
Dec. 22	W	93-48		Florida Int.	West Lafayette, Ind.
Dec. 27	W	98-67		Akron	Akron, Ohio

Dec. 30	L	82-87		UCLA	West Lafayette, Ind.
Jan. 3	W	80-60		Michigan	West Lafayette, Ind.
Jan. 6	W	69-61		Northwestern	Evanston, Ill.
Jan. 10	W	73-67	-17	Wisconsin	West Lafayette, Ind.
Jan. 12	L	73-83	-25	Iowa	West Lafayette, Ind.
Jan. 17	L	67-70		Minnesota	Minneapolis, Minn.
Jan. 20	W	78-59		Northwestern	West Lafayette, Ind.
Jan. 23	L	55-66		Indiana	Bloomington, Ind.
Jan. 27	W	83-68		Minnesota	West Lafayette, Ind.
Feb. 4	L	55-72	-5	Michigan State	East Lansing, Mich.
Feb. 7	L	54-73	-16	Wisconsin	Madison, Wisc.
Feb. 10	L	61-82	-6	Illinois	West Lafayette, Ind.
Feb. 14	L	64-65		Ohio State	West Lafayette, Ind.
Feb. 17	L	71-92		Penn State	University Park, Pa.
Feb. 21	L	72-78 (OT)		Iowa	Iowa City, Iowa
Feb. 24	W	78-59		Michigan	Ann Arbor, Mich.
Mar. 3	L	58-74		Indiana	West Lafayette, Ind.

BIG TEN TOURNAMENT

Mar. 8	W	91-77		Minnesota	Chicago, Ill.
Mar. 9	L	66-83	-8	Illinois	Chicago, Ill.

NATIONAL INVITATIONAL TOURNAMENT

Mar. 14	W	90-79		Illinois State	West Lafayette, Ind.
Mar. 20	W	76-61		Auburn	West Lafayette, Ind.
Mar. 23	L	77-85 (OT)		Alabama	West Lafayette, Ind.

2001-02 (13-18)

Coach: Gene Keady

Captains: John Allison, Maynard Lewis, Joe Marshall, Rodney Smith

Lineup: Smith (f), Lewis (f), Allison (c), Parkinson (g) and Deane (g)

Nov. 5	E	108-77		International Select	West Lafayette, Ind.
Nov. 11	E	95-84		Washburn	West Lafayette, Ind.
Nov. 16	W	73-69		Valparaiso	Valparaiso, Ind.
Nov. 21	W	91-84		Radford	West Lafayette, Ind.

WOODEN TRADITION

Nov. 24	L	62-78	-13	Stanford	Indianapolis, Ind.
Nov. 27	L	68-74		Butler	West Lafayette, Ind.

BOILERMAKER INVITATIONAL

Nov. 30	W	75-58		William & Mary	West Lafayette, Ind.
Dec. 2	W	89-71		Oakland	West Lafayette, Ind.
Dec. 5	W	70-66		Xavier	West Lafayette, Ind.

WOODEN CLASSIC

Dec. 8	L	66-79	-7	Arizona	Anaheim, Calif.
Dec. 15	L	72-83		Dayton	Indianapolis, Ind.

LAS VEGAS CLASSIC

Dec. 17	W	80-73		Illinois-Chicago	West Lafayette, Ind.
Dec. 20	W	84-83 (OT)		Southwest Mo. State	Las Vegas, Nev.
Dec. 21	L	64-71		Texas A&M	Las Vegas, Nev.

Dec. 22	L	62-79	-25	Cincinnati	Las Vegas, Nev.
Dec. 29	W	87-53		Robert Morris	West Lafayette, Ind.

Jan. 2	L	71-79		Ohio State	West Lafayette, Ind.
Jan. 5	L	75-79		Michigan	Ann Arbor, Mich.

Jan. 9	W	84-75	-9	Illinois	West Lafayette, Ind.
Jan. 12	L	71-87		Minnesota	West Lafayette, Ind.

Jan. 16	L	56-65		Michigan State	East Lansing, Mich.
Jan. 19	L	66-77		Wisconsin	Madison, Wis.

Jan. 23	W	63-61		Northwestern	West Lafayette, Ind.
Jan. 26	W	73-68		Iowa	West Lafayette, Ind.

Jan. 31	L	52-66		Indiana	Bloomington, Ind.
Feb. 6	L	68-81		Penn State	University Park, Pa.

Feb. 9	L	67-69	-21	Illinois	Champaign, Ill.
Feb. 13	W	79-43		Michigan	West Lafayette, Ind.

Feb. 16	L	59-62		Michigan State	West Lafayette, Ind.
Feb. 20	L	48-61		Northwestern	Evanston, Ill.

Feb. 23	L	66-77		Ohio State	Columbus, Ohio
Mar. 2	W	92-57		Penn State	West Lafayette, Ind.

BIG TEN TOURNAMENT

Mar. 7	L	72-87		Iowa	Indianapolis, Ind.
--------	---	-------	--	------	--------------------

2002-03 (19-11)

Coach: Gene Keady

Captains: Willie Deane, Kenneth Lowe and Darnetris Kilgore
Lineup: Booker (f), Deane (g), Lowe (f), Kartelo (c) and McKnight (g)

Nov. 5	E	64-83		Harlem Globetrotters	West Lafayette, Ind.
Nov. 15	E	79-62		Team Nike	West Lafayette, Ind.
Nov. 22	W	73-46		Miami (Ohio)	West Lafayette, Ind.

WOODEN TRADITION

Nov. 30	W	86-84		Louisville	Indianapolis, Ind.
Dec. 3	L	59-74	-16	Xavier	Cincinnati, Ohio

BOILERMAKER INVITATIONAL

Dec. 6	W	85-56		Middle Tenn. St.	West Lafayette, Ind.
Dec. 7	W	95-65		San Diego	West Lafayette, Ind.

DUEL IN THE DOME

Dec. 14	L	63-66	-7	Indiana	Indianapolis, Ind.
Dec. 18	W	78-61		Belmont	West Lafayette, Ind.

LAS VEGAS SHOOTOUT

Dec. 21	L	53-70		Arizona State	Las Vegas, Nev.
Dec. 28	W	87-55		Valparaiso	West Lafayette, Ind.

Dec. 30	W	84-56		Colorado State	West Lafayette, Ind.
Jan. 4	W	84-66		Montana	West Lafayette, Ind.

Jan. 11	W	82-68		Northwestern	West Lafayette, Ind.
Jan. 14	W	72-60		Michigan State	West Lafayette, Ind.

Jan. 18	W	82-78		Penn State	University Park, Pa.
Jan. 22	L	62-75	-18	Illinois	Champaign, Ill.

Jan. 25	W	69-47	-14	Indiana	West Lafayette, Ind.
Jan. 29	W	70-65		Ohio State	West Lafayette, Ind.

Feb. 1	W	80-77 (OT)		Iowa	Iowa City, Iowa
Feb. 5	W	78-60	24/-	Wisconsin	West Lafayette, Ind.

Feb. 8	L	68-90	24/-	Minnesota	Minneapolis, Minn.
Feb. 12	L	67-78		Northwestern	Evanston, Ill.

Feb. 15	W	70-61	-14	Illinois	West Lafayette, Ind.
Feb. 19	L	67-78	24/-	Michigan	West Lafayette, Ind.

Feb. 22	L	44-52	24/-	Ohio State	Columbus, Ohio
Feb. 26	W	79-55		Penn State	West Lafayette, Ind.

Mar. 1	L	61-69		Michigan State	East Lansing, Mich.
Mar. 8	W	69-61		Michigan	Ann Arbor, Mich.

BIG TEN TOURNAMENT

Mar. 14	L	62-54		Michigan State	Chicago, Ill.
---------	---	-------	--	----------------	---------------

NCAA SOUTH REGIONAL

Mar. 24	W	80-56		LSU	Birmingham, Ala.
Mar. 26	W	67-77	-5	Texas	Birmingham, Ala.

