

Results

**100m Men
Round 1**
11 JUL 2013 / 10:50

Rank	Name	Nat	Date of Birth	Lane	Result	
1	GEMILI Adam	GBR	6 OCT 1993	5	10.42	Q
2	TOBAIS Deji	GBR	31 OCT 1991	2	10.47	Q
3	BASCIANI Francesco	ITA	11 APR 1991	2	10.48	Q
4	HORVAT Dario	CRO	25 FEB 1992	4	10.49	Q
5	OSEWA Samuel	GBR	17 APR 1991	1	10.52	Q
6	MANGA Aurel	FRA	24 JUL 1992	7	10.54	Q
7	VILES Eduard	ESP	8 FEB 1991	2	10.55	Q
8	OLSZEWSKI Remigiusz	POL	20 SEP 1992	2	10.57	Q
8	ZIMNIEWICZ Grzegorz	POL	13 OCT 1991	8	10.57	q
10	PAULINA Hensley	NED	26 JUN 1993	3	10.59	Q
11	ANTUNES Diogo	POR	2 NOV 1992	7	10.61	Q
11	FERRARO Massimiliano	ITA	6 FEB 1991	5	10.61	Q
13	RANTALA Eetu	FIN	5 JUN 1993	5	10.70	q
14	DOMOGALA Patrick	GER	14 MAR 1993	4	10.71	Q
15	KREMENSKI Petar	BUL	14 JAN 1991	3	10.71	q
16	PETROV Boyan	BUL	7 AUG 1992	1	10.73	q
17	SCHMIDT Roy	GER	30 SEP 1991	8	10.74	
18	GAUDUTIS Lukas	LTU	11 JUL 1992	1	10.77	
18	OGNYANOV Ognyan	BUL	25 OCT 1991	6	10.77	
18	SENNUNG David	SWE	24 AUG 1991	8	10.77	
21	ROUSSÁKIS Iordánis	GRE	15 APR 1991	8	10.78	
22	MADARAS Bogdan	ROU	16 APR 1992	5	10.79	
23	CATTANEO Federico	ITA	14 JUL 1993	6	10.85	
24	SKRABULIS Kostas	LTU	4 AUG 1992	7	10.85	
25	DORICIC Andrej	CRO	30 JUL 1992	1	10.87	
25	PULST Richard	EST	4 DEC 1991	4	10.87	
27	BJERKAN Nikolai	NOR	5 JAN 1992	6	10.89	
28	EMEKTAS Umutcan	TUR	29 JUN 1991	3	10.90	
29	AVIV Dayan	ISR	31 MAY 1992	6	10.96	
30	ASHORTIA Irakli	GEO	5 JUL 1991	7	11.02	
31	BRANDAO Antonio	POR	8 SEP 1992	3	11.11	
31	CAMILLERI Steve	MLT	20 JAN 1992	4	11.11	

**100m Men
Round 1 Heat 1/4**
11 JUL 2013 / 10:50

Wind: -1.3 m/s

Rank	Name	Nat	Date of Birth	Lane	Reaction time	Result	
1	TOBAIS Deji	GBR	31 OCT 1991	2	0.214	10.47	Q
2	FERRARO Massimiliano	ITA	6 FEB 1991	5	0.182	10.61	Q
3	DOMOGALA Patrick	GER	14 MAR 1993	4	0.143	10.71	Q
4	KREMENSKI Petar	BUL	14 JAN 1991	3	0.159	10.71	q
5	GAUDUTIS Lukas	LTU	11 JUL 1992	1	0.148	10.77	
6	SENNUNG David	SWE	24 AUG 1991	8	0.139	10.77	
7	BJERKAN Nikolai	NOR	5 JAN 1992	6	0.226	10.89	
8	ASHORTIA Irakli	GEO	5 JUL 1991	7	0.140	11.02	

Results

100m Men

Round 1 Heat 2/4

11 JUL 2013 / 10:58

Wind: -1.3 m/s

Rank	Name	Nat	Date of Birth	Lane	Reaction time	Result	
1	HORVAT Dario	CRO	25 FEB 1992	4	0.146	10.49	Q
2	VILES Eduard	ESP	8 FEB 1991	2	0.147	10.55	Q
3	ANTUNES Diogo	POR	2 NOV 1992	7	0.124	10.61	Q
4	PETROV Boyan	BUL	7 AUG 1992	1	0.167	10.73	q
5	ROUSSÁKIS Iordánis	GRE	15 APR 1991	8	0.199	10.78	
6	MADARAS Bogdan	ROU	16 APR 1992	5	0.166	10.79	
7	EMEKTAS Umutcan	TUR	29 JUN 1991	3	0.173	10.90	
8	AVIV Dayan	ISR	31 MAY 1992	6	0.180	10.96	

100m Men

Round 1 Heat 3/4

11 JUL 2013 / 11:06

Wind: -0.2 m/s

Rank	Name	Nat	Date of Birth	Lane	Reaction time	Result	
1	BASCIANI Francesco	ITA	11 APR 1991	2	0.157	10.48	Q
2	OSEWA Samuel	GBR	17 APR 1991	1	0.156	10.52	Q
3	MANGA Aurel	FRA	24 JUL 1992	7	0.185	10.54	Q
4	ZIMNIEWICZ Grzegorz	POL	13 OCT 1991	8	0.159	10.57	q
5	RANTALA Eetu	FIN	5 JUN 1993	5	0.171	10.70	q
6	OGNYANOV Ognyan	BUL	25 OCT 1991	6	0.179	10.77	
7	PULST Richard	EST	4 DEC 1991	4	0.161	10.87	
8	BRANDAO Antonio	POR	8 SEP 1992	3	0.180	11.11	

100m Men

Round 1 Heat 4/4

11 JUL 2013 / 11:14

Wind: -0.9 m/s

Rank	Name	Nat	Date of Birth	Lane	Reaction time	Result	
1	GEMILI Adam	GBR	6 OCT 1993	5	0.180	10.42	Q
2	OLSZEWSKI Remigiusz	POL	20 SEP 1992	2	0.177	10.57	Q
3	PAULINA Hensley	NED	26 JUN 1993	3	0.138	10.59	Q
4	SCHMIDT Roy	GER	30 SEP 1991	8	0.136	10.74	
5	CATTANEO Federico	ITA	14 JUL 1993	6	0.158	10.85	
6	SKRABULIS Kostas	LTU	4 AUG 1992	7	0.148	10.85	
7	DORICIC Andrej	CRO	30 JUL 1992	1	0.144	10.87	
8	CAMILLERI Steve	MLT	20 JAN 1992	4	0.139	11.11	

Qualified: First 3 in each heat (Q) and 4 best performers (q) advance to the Semifinals

Results

**100m Men
Semifinal**
11 JUL 2013 / 18:30

Rank	Name	Nat	Date of Birth	Lane	Result		
1	GEMILI Adam	GBR	6 OCT 1993	6	10.18	Q	SB
2	TOBAIS Deji	GBR	31 OCT 1991	5	10.27	Q	PB
3	OLSZEWSKI Remigiusz	POL	20 SEP 1992	3	10.49	Q	
4	ZIMNIEWICZ Grzegorz	POL	13 OCT 1991	2	10.52	Q	
5	VILES Eduard	ESP	8 FEB 1991	4	10.53	Q	
6	OSEWA Samuel	GBR	17 APR 1991	5	10.54	Q	
6	PAULINA Hensley	NED	26 JUN 1993	7	10.54	q	
8	HORVAT Dario	CRO	25 FEB 1992	3	10.55	q	
9	DOMOGALA Patrick	GER	14 MAR 1993	8	10.57		
10	MANGA Aurel	FRA	24 JUL 1992	7	10.57		
11	PETROV Boyan	BUL	7 AUG 1992	1	10.60		
12	ANTUNES Diogo	POR	2 NOV 1992	8	10.62		
13	FERRARO Massimiliano	ITA	6 FEB 1991	4	10.63		
14	RANTALA Eetu	FIN	5 JUN 1993	1	10.69		
15	KREMENSKI Petar	BUL	14 JAN 1991	2	10.70		
	BASCIANI Francesco	ITA	11 APR 1991	6	DQ		R 163.3a

**100m Men
Semifinal 1/2**
11 JUL 2013 / 18:30

Wind: -0.5 m/s

Rank	Name	Nat	Date of Birth	Lane	Reaction time	Result	
1	GEMILI Adam	GBR	6 OCT 1993	6	0.177	10.18	Q SB
2	ZIMNIEWICZ Grzegorz	POL	13 OCT 1991	2	0.177	10.52	Q
3	OSEWA Samuel	GBR	17 APR 1991	5	0.173	10.54	Q
4	HORVAT Dario	CRO	25 FEB 1992	3	0.163	10.55	q
5	DOMOGALA Patrick	GER	14 MAR 1993	8	0.128	10.57	
6	MANGA Aurel	FRA	24 JUL 1992	7	0.180	10.57	
7	PETROV Boyan	BUL	7 AUG 1992	1	0.160	10.60	
8	FERRARO Massimiliano	ITA	6 FEB 1991	4	0.163	10.63	

**100m Men
Semifinal 2/2**
11 JUL 2013 / 18:37

Wind: -1.1 m/s

Rank	Name	Nat	Date of Birth	Lane	Reaction time	Result	
1	TOBAIS Deji	GBR	31 OCT 1991	5	0.149	10.27	Q PB
2	OLSZEWSKI Remigiusz	POL	20 SEP 1992	3	0.153	10.49	Q
3	VILES Eduard	ESP	8 FEB 1991	4	0.148	10.53	Q
4	PAULINA Hensley	NED	26 JUN 1993	7	0.140	10.54	q
5	ANTUNES Diogo	POR	2 NOV 1992	8	0.145	10.62	
6	RANTALA Eetu	FIN	5 JUN 1993	1	0.181	10.69	
7	KREMENSKI Petar	BUL	14 JAN 1991	2	0.175	10.70	
	BASCIANI Francesco	ITA	11 APR 1991	6	0.167	DQ	R 163.3a

Qualified: First 3 in each heat (Q) and 2 best performers (q) advance to the Final

Results

**400m Men
Round 1**
11 JUL 2013 / 20:00

Rank	Name	Nat	Date of Birth	Lane	Result		
1	MOSIN Lev	RUS	7 DEC 1992	3	46.20	Q	
2	WIELART Jürgen	NED	17 JAN 1992	8	46.26	Q	PB
3	UGLOV Nikita	RUS	11 OCT 1993	4	46.35	Q	
4	MORRISSEY Richard	IRL	11 JAN 1991	3	46.57	q	PB
5	VATAMANU Sorin	ROU	11 JUN 1993	6	46.58	q	
6	BUTRYM Vitaliy	UKR	10 JAN 1991	3	46.67	Q	
7	PETERS Bram	NED	6 FEB 1992	2	46.67	Q	
8	NEMECEK Daniel	CZE	11 AUG 1991	6	46.71	Q	
9	TREFZ Johannes	GER	7 JUN 1992	7	46.97		
10	GARCÍA Samuel	ESP	4 DEC 1991	4	46.98		
10	LORENZI Marco	ITA	20 JUN 1993	4	46.98		
12	VALENTINI Lorenzo	ITA	13 APR 1991	7	47.03		
13	ALCARAZ Bertrán	ESP	22 JAN 1992	5	47.11		
14	TRICCA Michele	ITA	26 APR 1993	6	47.16		
15	BALTUŠS Janis	LAT	26 JUN 1991	5	47.43		=SB
16	KERVICK Dara	IRL	5 JUN 1991	5	47.44		
17	PURCEA Florin	ROU	11 DEC 1991	2	47.75		
18	BERGRAHM Axel	SWE	11 APR 1992	7	47.99		
19	KARTAVTSEV Nika	GEO	13 JUN 1992	2	48.98		
	ROTH Andreas	NOR	29 APR 1993	8	DNF		

**400m Men
Round 1 Heat 1/3**
11 JUL 2013 / 20:00

Rank	Name	Nat	Date of Birth	Lane	Reaction time	Result	
1	BUTRYM Vitaliy	UKR	10 JAN 1991	3	0.172	46.67	Q
2	PETERS Bram	NED	6 FEB 1992	2	0.157	46.67	Q
3	GARCÍA Samuel	ESP	4 DEC 1991	4	0.186	46.98	
4	TRICCA Michele	ITA	26 APR 1993	6	0.217	47.16	
5	KERVICK Dara	IRL	5 JUN 1991	5	0.178	47.44	
6	BERGRAHM Axel	SWE	11 APR 1992	7	0.202	47.99	

**400m Men
Round 1 Heat 2/3**
11 JUL 2013 / 20:08

Rank	Name	Nat	Date of Birth	Lane	Reaction time	Result	
1	WIELART Jürgen	NED	17 JAN 1992	8	0.181	46.26	Q PB
2	UGLOV Nikita	RUS	11 OCT 1993	4	0.189	46.35	Q
3	MORRISSEY Richard	IRL	11 JAN 1991	3	0.152	46.57	q PB
4	VATAMANU Sorin	ROU	11 JUN 1993	6	0.175	46.58	q
5	VALENTINI Lorenzo	ITA	13 APR 1991	7	0.189	47.03	
6	BALTUŠS Janis	LAT	26 JUN 1991	5	0.178	47.43	=SB
7	KARTAVTSEV Nika	GEO	13 JUN 1992	2	0.212	48.98	

Results

400m Men

Round 1 Heat 3/3

11 JUL 2013 / 20:16

Rank	Name	Nat	Date of Birth	Lane	Reaction time	Result
1	MOSIN Lev	RUS	7 DEC 1992	3	0.172	46.20 Q
2	NEMECEK Daniel	CZE	11 AUG 1991	6	0.169	46.71 Q
3	TREFZ Johannes	GER	7 JUN 1992	7	0.168	46.97
4	LORENZI Marco	ITA	20 JUN 1993	4	0.205	46.98
5	ALCARAZ Bertrán	ESP	22 JAN 1992	5	0.196	47.11
6	PURCEA Florin	ROU	11 DEC 1991	2	0.157	47.75
	ROTH Andreas	NOR	29 APR 1993	8	0.213	DNF

Qualified: First 2 in each heat (Q) and 2 best performers (q) advance to the Final

800m Men

Round 1

11 JUL 2013 / 17:30

Rank	Name	Nat	Date of Birth	Lane	Result
1	BYBYK Taras	UKR	27 MAR 1992	4	1:47.63 Q PB
2	BOSSE Pierre-Ambroise	FRA	11 MAY 1992	3	1:47.76 Q
3	BALHAN Pierre Antoine	BEL	21 OCT 1992	4	1:47.97 Q
4	LANGHE Andreas	GER	29 JAN 1991	5	1:47.98 Q
5	STRELNIKOV Danyil	RUS	3 MAY 1992	2	1:48.20 q
6	KUPERS Thijmen	NED	4 OCT 1991	1	1:48.39 q
7	INGEBRIGTSEN Filip	NOR	20 APR 1993	7	1:48.57
8	LAHBI Jacopo	ITA	1 JUN 1993	7	1:48.73
9	KRÜGER Dennis	GER	24 APR 1993	8	1:48.87
10	ROTH Thomas	NOR	11 FEB 1991	5	1:48.88
11	ESTÉVEZ Alejandro	ESP	21 JAN 1992	7	1:49.20 Q
12	PETNA Mokot	ISR	23 JUL 1991	8	1:49.26 PB
13	TUKA Amel	BIH	9 JAN 1991	3	1:49.41 Q
14	ENGLISH Mark	IRL	18 MAR 1993	6	1:49.65
15	EL KABBOURI Soufiane	ITA	5 MAR 1993	1	1:49.76
16	GRETHEN Charel	LUX	22 JUN 1992	3	1:50.01
17	RUDOLF Žan	SLO	9 MAY 1993	5	1:50.05
18	BURIAN Miroslav	CZE	9 AUG 1992	1	1:50.52
19	ARENTS Pauls	LAT	2 SEP 1991	8	1:50.67
20	CHRISTEN Roland	SUI	27 MAY 1991	6	1:51.14
21	GUNNARSSON Rickard	SWE	19 SEP 1991	2	1:51.22
22	DEMETRIOU Christos	CYP	22 SEP 1993	8	1:51.85
23	MORETTI Mattia	ITA	16 MAR 1992	8	1:51.90
24	ROGESTEDT Johan	SWE	27 JAN 1993	6	1:52.81
25	STEPINS Renars	LAT	8 SEP 1992	2	1:52.95
26	STADLER Kevin	GER	3 APR 1993	4	1:53.29
27	KUCIAPSKI Artur	POL	26 DEC 1993	8	1:53.50

Results

800m Men

Round 1 Heat 1/3

11 JUL 2013 / 17:30

Rank	Name	Nat	Date of Birth	Lane	Result
1	BALHAN Pierre Antoine	BEL	21 OCT 1992	4	1:47.97 Q
2	LANGE Andreas	GER	29 JAN 1991	5	1:47.98 Q
3	STRELNIKOV Danyil	RUS	3 MAY 1992	2	1:48.20 q
4	INGEBRIGTSEN Filip	NOR	20 APR 1993	7	1:48.57
5	PETNA Mokot	ISR	23 JUL 1991	8	1:49.26 PB
6	EL KABBOURI Soufiane	ITA	5 MAR 1993	1	1:49.76
7	GRETHEN Charel	LUX	22 JUN 1992	3	1:50.01
8	ARENTS Pauls	LAT	2 SEP 1991	8	1:50.67
9	ROGESTEDT Johan	SWE	27 JAN 1993	6	1:52.81

Intermediate times: 400m 53.02 EL KABBOURI Soufiane (ITA)
600m 1:20.30 LANGE Andreas (GER)

800m Men

Round 1 Heat 2/3

11 JUL 2013 / 17:38

Rank	Name	Nat	Date of Birth	Lane	Result
1	BYBYK Taras	UKR	27 MAR 1992	4	1:47.63 Q PB
2	BOSSE Pierre-Ambroise	FRA	11 MAY 1992	3	1:47.76 Q
3	KUPERS Thijmen	NED	4 OCT 1991	1	1:48.39 q
4	LAHBI Jacopo	ITA	1 JUN 1993	7	1:48.73
5	KRÜGER Dennis	GER	24 APR 1993	8	1:48.87
6	ROTH Thomas	NOR	11 FEB 1991	5	1:48.88
7	CHRISTEN Roland	SUI	27 MAY 1991	6	1:51.14
8	GUNNARSSON Rickard	SWE	19 SEP 1991	2	1:51.22
9	DEMETRIOU Christos	CYP	22 SEP 1993	8	1:51.85

Intermediate times: 400m 52.40 BOSSE Pierre-Ambroise (FRA)
600m 1:20.13 BOSSE Pierre-Ambroise (FRA)

800m Men

Round 1 Heat 3/3

11 JUL 2013 / 17:46

Rank	Name	Nat	Date of Birth	Lane	Result
1	ESTÉVEZ Alejandro	ESP	21 JAN 1992	7	1:49.20 Q
2	TUKA Amel	BIH	9 JAN 1991	3	1:49.41 Q
3	ENGLISH Mark	IRL	18 MAR 1993	6	1:49.65
4	RUDOLF Žan	SLO	9 MAY 1993	5	1:50.05
5	BURIAN Miroslav	CZE	9 AUG 1992	1	1:50.52
6	MORETTI Mattia	ITA	16 MAR 1992	8	1:51.90
7	STEPINS Renars	LAT	8 SEP 1992	2	1:52.95
8	STADLER Kevin	GER	3 APR 1993	4	1:53.29
9	KUCIAPSKI Artur	POL	26 DEC 1993	8	1:53.50

Intermediate times: 400m 54.75 ESTÉVEZ Alejandro (ESP)
600m 1:22.22 ESTÉVEZ Alejandro (ESP)

Qualified: First 2 in each heat (Q) and 2 best performers (q) advance to the Final

Results

10000m Men


Final

11 JUL 2013 / 18:50

Rank	Name	Nat	Date of Birth	Order	Result	
1	NAVARRO Gabriel	ESP	6 AUG 1992	16	29:43.22	
2	SOARE Nicolae Alexandru	ROU	25 AUG 1991	5	29:43.76	
3	ULAD Abdi Hakim	DEN	14 JUN 1991	13	29:44.78	SB
4	QUINN Shane	IRL	15 SEP 1992	19	29:49.43	PB
5	VYKHOPEN Yuriy	UKR	8 MAY 1992	12	29:52.94	
6	MAKSIMOV Igor	RUS	26 APR 1992	3	29:53.05	
7	SIRUK Dmytro	UKR	12 APR 1991	1	29:53.07	
8	LUNDERS Mats	BEL	5 JUL 1991	20	29:59.37	
9	GRÖSCHEL Tom	GER	25 AUG 1991	14	29:59.61	
10	NIJHUIS Thijs	DEN	20 SEP 1992	9	30:03.20	
11	SZABÓ Sándor	HUN	6 JUN 1991	2	30:17.37	PB
12	PFEIFFER Hendrik	GER	18 MAR 1993	15	30:19.55	
13	COSTA José	POR	30 APR 1991	7	30:19.65	
14	ZHUKOV Yehor	UKR	26 FEB 1992	4	30:35.73	
15	LJAJIC Jasmin	SRB	30 SEP 1991	11	30:36.11	
16	DIRLI Seref	TUR	1 JAN 1992	18	30:42.89	
17	TEFERI Maru	ISR	17 FEB 1992	8	30:50.54	
18	VATTULAINEN Arttu	FIN	3 DEC 1991	6	31:10.56	
19	LEJEUNE Emmanuel	BEL	29 JUN 1992	10	32:15.88	
	VEDVIK Marius	NOR	18 MAR 1992	17	DNF	

Intermediate times:	1000m	2:55.65	VEDVIK Marius (NOR)
	2000m	5:57.21	VEDVIK Marius (NOR)
	3000m	9:04.74	VEDVIK Marius (NOR)
	4000m	12:06.21	LUNDERS Mats (BEL)
	5000m	15:02.01	NAVARRO Gabriel (ESP)
	6000m	18:08.61	SIRUK Dmytro (UKR)
	7000m	21:11.84	NIJHUIS Thijs (DEN)
	8000m	24:09.82	MAKSIMOV Igor (RUS)
	9000m	27:04.37	NAVARRO Gabriel (ESP)

INTERNET Service: www.european-athletics.org

Timing, Measurement & Data Service by  OMEGA

printed at WED 17 JUL 2013 13:24

Page 7 of 42

Results

400m Hurdles Men
Round 1
11 JUL 2013 / 13:50

Rank	Name	Nat	Date of Birth	Lane	Result	
1	FLANNERY Niall	GBR	26 APR 1991	2	49.97	Q
2	BARR Thomas	IRL	24 JUL 1992	1	50.11	Q
3	KÖNIGSMARK Varg	GER	28 APR 1992	1	50.23	Q
4	BROŽ Michal	CZE	16 JUN 1992	4	50.30	Q PB
5	MÄGI Rasmus	EST	4 MAY 1992	7	50.34	Q
6	BEKRIC Emir	SRB	14 MAR 1991	2	50.48	Q
7	HARVEY Jason	IRL	9 AUG 1991	3	50.65	Q
8	MIRONOV Oleg	RUS	5 MAR 1993	8	50.74	q
9	RODGER Sebastian	GBR	29 JUN 1991	3	50.87	Q
10	HEGGEN Erik	BEL	5 MAY 1992	3	50.91	q PB
11	ARTS Jesper	NED	2 APR 1992	6	50.93	q
11	KJERPESET Øyvind	NOR	12 DEC 1991	6	50.93	Q
11	YATO Stéphane	FRA	11 SEP 1992	5	50.93	Q SB
14	VEROLI Lorenzo	ITA	5 SEP 1992	7	50.99	q PB
15	KUDRYAVTSEV Denis	RUS	13 APR 1992	5	51.06	Q
16	KRUPA Damian	POL	7 AUG 1991	3	51.09	
17	FRANZ Felix	GER	6 MAY 1993	7	51.10	Q
18	HALITI Eusebio	ITA	1 JAN 1991	4	51.25	
18	PICCOLO Davide	ITA	18 MAY 1991	6	51.25	PB
20	PUEMI Jonathan	SUI	7 APR 1991	8	51.26	
21	VANHAEREN Stef	BEL	15 JAN 1992	1	51.35	
22	STØLE Marius Bakke	NOR	6 JUN 1993	5	51.68	
23	KOROKNAI Máté	HUN	13 JAN 1993	8	51.91	
24	KAIN Thomas	AUT	24 OCT 1993	1	52.11	
25	HRIBARŠEK Peter	SLO	17 NOV 1992	4	52.71	
26	LINDIC Mitja	SLO	5 FEB 1993	8	52.89	
27	GWIAZDON Pawel	POL	3 SEP 1991	2	53.08	
28	EKOEBVE Don-Zheni	FIN	8 SEP 1992	5	53.30	
29	SINYANSKYI Anatoliy	UKR	4 FEB 1991	4	53.44	
30	BEZPAMYATNYI Dmytro	UKR	1 SEP 1993	6	53.96	
31	SZEGED Maor	ISR	15 FEB 1993	7	54.99	
	GREEN Jack	GBR	6 OCT 1991	2	DNF	

400m Hurdles Men
Round 1 Heat 1/4
11 JUL 2013 / 13:50

Rank	Name	Nat	Date of Birth	Lane	Reaction time	Result	
1	FLANNERY Niall	GBR	26 APR 1991	2	0.161	49.97	Q
2	KÖNIGSMARK Varg	GER	28 APR 1992	1	0.208	50.23	Q
3	BROŽ Michal	CZE	16 JUN 1992	4	0.167	50.30	Q PB
4	MIRONOV Oleg	RUS	5 MAR 1993	8	0.164	50.74	q
5	HEGGEN Erik	BEL	5 MAY 1992	3	0.204	50.91	q PB
6	VEROLI Lorenzo	ITA	5 SEP 1992	7	0.213	50.99	q PB
7	STØLE Marius Bakke	NOR	6 JUN 1993	5	0.159	51.68	
8	BEZPAMYATNYI Dmytro	UKR	1 SEP 1993	6	0.274	53.96	

Results
400m Hurdles Men
Round 1 Heat 2/4
11 JUL 2013 / 13:58

Rank	Name	Nat	Date of Birth	Lane	Reaction time	Result	
1	RODGER Sebastian	GBR	29 JUN 1991	3	0.248	50.87	Q
2	KJERPESET Øyvind	NOR	12 DEC 1991	6	0.135	50.93	Q
3	FRANZ Felix	GER	6 MAY 1993	7	0.220	51.10	Q
4	VANHAEREN Stef	BEL	15 JAN 1992	1	0.162	51.35	
5	KOROKNAI Máté	HUN	13 JAN 1993	8	0.209	51.91	
6	GWIAZDON Pawel	POL	3 SEP 1991	2	0.215	53.08	
7	EKOEBVE Don-Zheni	FIN	8 SEP 1992	5	0.157	53.30	
8	SINYANSKY Anatoliy	UKR	4 FEB 1991	4	0.249	53.44	

400m Hurdles Men
Round 1 Heat 3/4
11 JUL 2013 / 14:06

Rank	Name	Nat	Date of Birth	Lane	Reaction time	Result	
1	BEKRIC Emir	SRB	14 MAR 1991	2	0.157	50.48	Q
2	HARVEY Jason	IRL	9 AUG 1991	3	0.232	50.65	Q
3	YATO Stéphane	FRA	11 SEP 1992	5	0.158	50.93	Q SB
4	ARTS Jesper	NED	2 APR 1992	6	0.183	50.93	q
5	HALITI Eusebio	ITA	1 JAN 1991	4	0.188	51.25	
6	KAIN Thomas	AUT	24 OCT 1993	1	0.219	52.11	
7	LINDIC Mitja	SLO	5 FEB 1993	8	0.160	52.89	
8	SZEGED Maor	ISR	15 FEB 1993	7	0.171	54.99	

400m Hurdles Men
Round 1 Heat 4/4
11 JUL 2013 / 14:14

Rank	Name	Nat	Date of Birth	Lane	Reaction time	Result	
1	BARR Thomas	IRL	24 JUL 1992	1	0.182	50.11	Q
2	MÄGI Rasmus	EST	4 MAY 1992	7	0.157	50.34	Q
3	KUDRYAVTSEV Denis	RUS	13 APR 1992	5	0.173	51.06	Q
4	KRUPA Damian	POL	7 AUG 1991	3	0.216	51.09	
5	PICCOLO Davide	ITA	18 MAY 1991	6	0.197	51.25	PB
6	PUEMI Jonathan	SUI	7 APR 1991	8	0.153	51.26	
7	HRIBARŠEK Peter	SLO	17 NOV 1992	4	0.156	52.71	
	GREEN Jack	GBR	6 OCT 1991	2	0.206	DNF	

Qualified: First 3 in each heat (Q) and 4 best performers (q) advance to the Semifinals

Results

Long Jump Men


Qualification

11 JUL 2013 / 17:50

Rank	Name	Nat	Date of Birth	Order	Result	
1	CÁCERES Eusebio	ESP	10 SEP 1991	2	8.08	Q
2	MORGUNOV Sergey	RUS	9 FEB 1993	7	7.84	q
3	PERVAN Dino	CRO	12 JAN 1991	10	7.83	q SB
4	VANMULDER Jeroen	BEL	26 APR 1991	7	7.59	q SB
5	NELEDVA Taras	UKR	7 JUN 1992	9	7.58	q
6	SUKHAREV Kirill	RUS	24 MAY 1992	8	7.57	q
7	CHYHAREUSKI Aliaksei	BLR	15 APR 1993	11	7.56	q
8	TOBOC Valentin	ROU	17 MAR 1992	8	7.53	q
9	LENTOWICZ Jaroslaw	POL	25 APR 1992	5	7.45	q
10	KABORÉ Camillo	ITA	25 AUG 1991	12	7.43	q
11	JASZCZUK Tomasz	POL	9 MAR 1992	2	7.42	q
12	RINCŠ Dairis	LAT	3 AUG 1993	12	7.40	q
13	HALMELA Arttu	FIN	25 SEP 1991	11	7.38	
14	VITONIS Tomas	LTU	19 SEP 1991	13	7.38	SB
15	PILIKOGLU Toros	TUR	21 MAR 1993	13	7.36	
16	DE LA OLIVA Rodrigo	ESP	15 MAY 1993	6	7.34	
17	SHPYTKO Artem	UKR	26 APR 1992	3	7.31	
18	GALAZOÚLAS Anastásios	GRE	2 OCT 1992	4	7.31	
19	NERKARARYAN Gor	ARM	24 MAR 1993	3	7.28	
20	MCLACHLAN James	GBR	12 MAR 1992	14	7.27	
21	UIBO Maicel	EST	27 DEC 1992	10	7.24	
22	DI MARTINO Nicholas	ITA	8 DEC 1992	4	7.22	
23	KUTBERG Henrik	EST	2 NOV 1992	1	7.18	
24	CHIGUER Adam	SWE	19 FEB 1991	5	7.00	
	DOBREV Daniel	BUL	7 APR 1992	6	NM	
	KUCH Andrzej	POL	27 OCT 1991	1	NM	
	MUSSO Antonmarco	ITA	30 JAN 1991	9	NM	
	SZABÓ Márk	HUN	29 APR 1993	14	NM	

	1	2	3
1	CÁCERES Eusebio	8.08 (+0.5)	
2	MORGUNOV Sergey	7.84 (-0.3)	x (0.0)
3	PERVAN Dino	x (+0.1)	7.83 (+0.1)
4	VANMULDER Jeroen	7.17 (-0.2)	x (+0.2)
5	NELEDVA Taras	7.58 (+0.3)	x (+0.6)
6	SUKHAREV Kirill	7.09 (-0.3)	7.57 (+0.2)
7	CHYHAREUSKI A	7.26 (0.0)	7.56 (+0.2)
8	TOBOC Valentin	7.53 (+0.4)	x (+0.9)
9	LENTOWICZ Jaroslaw	x (+0.4)	6.98 (+0.2)
10	KABORÉ Camillo	7.43 (+0.4)	7.28 (+0.5)
11	JASZCZUK Tomasz	5.87 (+0.5)	7.42 (+0.5)
12	RINCŠ Dairis	x (0.0)	7.40 (+0.4)
13	HALMELA Arttu	7.38 (+0.2)	7.22 (+0.2)
14	VITONIS Tomas	x (+0.1)	7.38 (+0.2)
15	PILIKOGLU Toros	7.12 (+0.9)	7.36 (+0.5)
16	DE LA OLIVA R	7.34 (0.0)	7.18 (+0.3)
17	SHPYTKO Artem	7.28 (+0.6)	x (0.0)
18	GALAZOÚLAS A	x (+0.2)	7.31 (+0.3)
19	NERKARARYAN Gor	7.22 (+0.6)	7.28 (-0.1)
20	MCLACHLAN James	7.27 (+0.3)	x (+0.3)
21	UIBO Maicel	7.24 (+0.2)	x (+0.5)
22	DI MARTINO N	7.22 (-0.2)	x (-0.1)
23	KUTBERG Henrik	x (+0.1)	7.18 (+0.2)
24	CHIGUER Adam	x (+0.4)	7.00 (+0.6)
	DOBREV Daniel	x (+0.5)	x (+1.0)
	KUCH Andrzej	x (+0.6)	x (+0.1)
	MUSSO Antonmarco	x (+0.3)	x (0.0)
	SZABÓ Márk	x (+0.3)	x (-0.1)

INTERNET Service: www.european-athletics.org

Timing, Measurement & Data Service by  OMEGA

printed at WED 17 JUL 2013 13:24

Page 10 of 42

Results

Long Jump Men
Qualification Group A
11 JUL 2013 / 17:50

Rank	Name	Nat	Date of Birth	Order	Result
1	PERVAN Dino	CRO	12 JAN 1991	10	7.83 q SB
2	VANMULDER Jeroen	BEL	26 APR 1991	7	7.59 q SB
3	NELEDVA Taras	UKR	7 JUN 1992	9	7.58 q
4	SUKHAREV Kirill	RUS	24 MAY 1992	8	7.57 q
5	CHYHAREUSKI Aliaksei	BLR	15 APR 1993	11	7.56 q
6	LENTOWICZ Jaroslaw	POL	25 APR 1992	5	7.45 q
7	JASZCZUK Tomasz	POL	9 MAR 1992	2	7.42 q
8	RINCŠ Dairis	LAT	3 AUG 1993	12	7.40 q
9	VITONIS Tomas	LTU	19 SEP 1991	13	7.38 SB
10	DE LA OLIVA Rodrigo	ESP	15 MAY 1993	6	7.34
11	NERKARARYAN Gor	ARM	24 MAR 1993	3	7.28
12	DI MARTINO Nicholas	ITA	8 DEC 1992	4	7.22
13	KUTBERG Henrik	EST	2 NOV 1992	1	7.18
	SZABÓ Márk	HUN	29 APR 1993	14	NM

	1	2	3
1	PERVAN Dino	x (+0.1)	7.83 (+0.1)
2	VANMULDER Jeroen	7.17 (-0.2)	x (+0.2)
3	NELEDVA Taras	7.58 (+0.3)	x (+0.6)
4	SUKHAREV Kirill	7.09 (-0.3)	7.57 (+0.2)
5	CHYHAREUSKI A	7.26 (0.0)	7.56 (+0.2)
6	LENTOWICZ Jaroslaw	x (+0.4)	6.98 (+0.2)
7	JASZCZUK Tomasz	5.87 (+0.5)	7.42 (+0.5)
8	RINCŠ Dairis	x (0.0)	7.40 (+0.4)
9	VITONIS Tomas	x (+0.1)	7.38 (+0.2)
10	DE LA OLIVA R	7.34 (0.0)	7.18 (+0.3)
11	NERKARARYAN Gor	7.22 (+0.6)	7.28 (-0.1)
12	DI MARTINO N	7.22 (-0.2)	x (-0.1)
13	KUTBERG Henrik	x (+0.1)	7.18 (+0.2)
	SZABÓ Márk	x (+0.3)	x (+0.2)

Long Jump Men
Qualification Group B
11 JUL 2013 / 17:50

Rank	Name	Nat	Date of Birth	Order	Result
1	CÁCERES Eusebio	ESP	10 SEP 1991	2	8.08 Q
2	MORGUNOV Sergey	RUS	9 FEB 1993	7	7.84 q
3	TOBOC Valentin	ROU	17 MAR 1992	8	7.53 q
4	KABORÉ Camillo	ITA	25 AUG 1991	12	7.43 q
5	HALMELA Arttu	FIN	25 SEP 1991	11	7.38
6	PILIKOGLU Toros	TUR	21 MAR 1993	13	7.36
7	SHPYTKO Artem	UKR	26 APR 1992	3	7.31
8	GALAZOÚLAS Anastásios	GRE	2 OCT 1992	4	7.31
9	MCLACHLAN James	GBR	12 MAR 1992	14	7.27
10	UIBO Maicel	EST	27 DEC 1992	10	7.24
11	CHIGUER Adam	SWE	19 FEB 1991	5	7.00
	DOBREV Daniel	BUL	7 APR 1992	6	NM
	KUCH Andrzej	POL	27 OCT 1991	1	NM
	MUSSO Antonmarco	ITA	30 JAN 1991	9	NM

Results

Qualification Group B (cont.)

Qualification Group B				1	2	3
1	CÁCERES Eusebio	8.08	(+0.5)			
2	MORGUNOV Sergey	7.84	(-0.3)			x (0.0)
3	TOBOC Valentin	7.53	(+0.4)	x (+0.9)		6.29 (+1.0)
4	KABORÉ Camillo	7.43	(+0.4)	7.28 (+0.5)		x (+0.4)
5	HALMELA Arttu	7.38	(+0.2)	7.22 (+0.2)		7.30 (+0.4)
6	PILIKOGLU Toros	7.12	(+0.9)	7.36 (+0.5)		7.17 (+0.3)
7	SHPYTKO Artem	7.28	(+0.6)	x (0.0)		7.31 (-0.2)
8	GALAZOÚLAS A	x	(+0.2)	7.31 (+0.3)		x (+0.4)
9	MCLACHLAN James	7.27	(+0.3)	x (+0.3)		7.17 (+0.2)
10	UIBO Maicel	7.24	(+0.2)	x (+0.5)		7.21 (+0.2)
11	CHIGUER Adam	x	(+0.4)	7.00 (+0.6)		6.98 (+0.4)
	DOBREV Daniel	x	(+0.5)	x (+1.0)		x (+1.0)
	KUCH Andrzej	x	(+0.6)	x (+0.1)		x (-0.1)
	MUSSO Antonmarco	x	(+0.3)	x (0.0)		x (+0.8)

Qualified: qualifying perf. 7.85 (Q) or 12 best performers (q) advance to the Final

Shot Put Men

Qualification

11 JUL 2013 / 10:20

Rank	Name	Nat	Date of Birth	Order	Result
1	WITCZAK Dominik	POL	10 MAR 1992	9	18.91 Q
2	ABRAMCHUK Mikhail	BLR	15 NOV 1992	6	18.79 Q
3	NOVÁK Martin	CZE	5 OCT 1992	14	18.76 Q
4	BANEVICIUS Šarunas	LTU	10 NOV 1991	8	18.69 q
5	SZYSZKOWSKI Jakub	POL	21 AUG 1991	10	18.55 q
6	STANEK Tomáš	CZE	13 JUN 1991	9	18.53 q
7	WEIBHÄIDINGER Lukas	AUT	20 FEB 1992	14	18.50 q
8	KANGAS Arttu	FIN	13 JUL 1993	4	18.42 q
9	JAGUSCH Christian	GER	13 JUL 1992	3	18.28 q
10	AFONIN Maksim	RUS	6 JAN 1992	2	18.19 q
11	DUQUEMIN Zane	GBR	23 SEP 1991	1	18.11 q
12	NICHYPAR Aliaksei	BLR	10 APR 1993	12	18.07 q
13	BERTEMES Bob	LUX	24 MAY 1993	15	17.94
14	JEUSCHEDE Jan Josef	GER	23 APR 1993	13	17.83
15	MIKHALCHUK Ivan	BLR	18 MAY 1992	12	17.68
16	BELO Francisco	POR	27 MAR 1991	3	17.63
17	NOGUERA Alejandro	ESP	11 MAR 1993	8	17.59
18	SECCI Daniele	ITA	9 MAR 1992	13	17.56
19	WISNIEWSKI Jacek	POL	29 JAN 1991	11	17.47
20	OLEJ Matus	SVK	5 JUL 1991	4	17.42
21	ŠILENSKIS Marius	LTU	29 NOV 1992	10	17.35
22	ARNAUDOV Tsanko	POR	14 MAR 1992	5	17.14
23	LEVI Itamar	ISR	11 NOV 1991	6	16.93
24	GÜNDÜZ Murat	TUR	1 MAR 1993	7	16.76
25	JUSIS Mantas	LTU	20 FEB 1993	2	16.45
26	PAROLO Tommaso	ITA	9 JUL 1991	7	15.82
	MUSTAFIC Luka	CRO	3 MAR 1992	1	NM
	YARIMAY Mehmet	TUR	25 MAY 1992	5	NM
	FURTULA Danijel	MNE	31 JUL 1992	11	DNS

Results

Qualification (cont.)

Qualification		1	2	3
1	WITCZAK Dominik	17.46	18.91	
2	ABRAMCHUK Mikhail	18.79		
3	NOVÁK Martin	18.76		
4	BANEVICIUS Šarunas	18.67	18.69	x
5	SZYSZKOWSKI Jakub	18.28	18.14	18.55
6	STANEK Tomáš	18.02	18.53	-
7	WEIBHÄIDINGER L	18.50	x	18.43
8	KANGAS Arttu	x	18.14	18.42
9	JAGUSCH Christian	17.01	18.28	17.77
10	AFONIN Maksim	17.53	18.19	18.06
11	DUQUEMIN Zane	18.11	x	18.09
12	NICHYPAR Aliaksei	x	17.39	18.07
13	BERTEMES Bob	16.62	17.72	17.94
14	JEUSCHEDE J	17.83	x	17.82
15	MIKHALCHUK Ivan	17.55	17.68	17.35
16	BELO Francisco	16.79	17.63	x
17	NOGUERA Alejandro	17.07	x	17.59
18	SECCI Daniele	17.56	17.39	x
19	WISNIEWSKI Jacek	x	17.47	x
20	OLEJ Matus	16.58	16.92	17.42
21	ŠILENSKIS Marius	x	17.35	x
22	ARNAUDOV Tsanko	16.62	17.14	x
23	LEVI Itamar	16.75	x	16.93
24	GÜNDÜZ Murat	16.66	16.76	16.70
25	JUSIS Mantas	x	16.34	16.45
26	PAROLO Tommaso	15.71	15.82	x
	MUSTAFIC Luka	x	x	x
	YARIMAY Mehmet	x	x	-
	FURTULA Danijel			

Shot Put Men


Qualification Group A

11 JUL 2013 / 10:20

Rank	Name	Nat	Date of Birth	Order	Result
1	WITCZAK Dominik	POL	10 MAR 1992	9	18.91 Q
2	ABRAMCHUK Mikhail	BLR	15 NOV 1992	6	18.79 Q
3	NOVÁK Martin	CZE	5 OCT 1992	14	18.76 Q
4	BANEVICIUS Šarunas	LTU	10 NOV 1991	8	18.69 q
5	KANGAS Arttu	FIN	13 JUL 1993	4	18.42 q
6	AFONIN Maksim	RUS	6 JAN 1992	2	18.19 q
7	JEUSCHEDE Jan Josef	GER	23 APR 1993	13	17.83
8	MIKHALCHUK Ivan	BLR	18 MAY 1992	12	17.68
9	BELO Francisco	POR	27 MAR 1991	3	17.63
10	ŠILENSKIS Marius	LTU	29 NOV 1992	10	17.35
11	PAROLO Tommaso	ITA	9 JUL 1991	7	15.82
	MUSTAFIC Luka	CRO	3 MAR 1992	1	NM
	YARIMAY Mehmet	TUR	25 MAY 1992	5	NM
	FURTULA Danijel	MNE	31 JUL 1992	11	DNS

		1	2	3
1	WITCZAK Dominik	17.46	18.91	
2	ABRAMCHUK Mikhail	18.79		
3	NOVÁK Martin	18.76		
4	BANEVICIUS Šarunas	18.67	18.69	x
5	KANGAS Arttu	x	18.14	18.42
6	AFONIN Maksim	17.53	18.19	18.06
7	JEUSCHEDE J	17.83	x	17.82
8	MIKHALCHUK Ivan	17.55	17.68	17.35
9	BELO Francisco	16.79	17.63	x
10	ŠILENSKIS Marius	x	17.35	x
11	PAROLO Tommaso	15.71	15.82	x
	MUSTAFIC Luka	x	x	x
	YARIMAY Mehmet	x	x	-
	FURTULA Danijel			

INTERNET Service: www.european-athletics.org

Timing, Measurement & Data Service by  **OMEGA**

printed at WED 17 JUL 2013 13:24

Page 13 of 42

Results

Shot Put Men

Qualification Group B

11 JUL 2013 / 10:20

Rank	Name	Nat	Date of Birth	Order	Result
1	SZYSZKOWSKI Jakub	POL	21 AUG 1991	10	18.55 q
2	STANEK Tomáš	CZE	13 JUN 1991	9	18.53 q
3	WEIBHÄIDINGER Lukas	AUT	20 FEB 1992	14	18.50 q
4	JAGUSCH Christian	GER	13 JUL 1992	3	18.28 q
5	DUQUEMIN Zane	GBR	23 SEP 1991	1	18.11 q
6	NICHYPAR Aliaksei	BLR	10 APR 1993	12	18.07 q
7	BERTEMES Bob	LUX	24 MAY 1993	15	17.94
8	NOGUERA Alejandro	ESP	11 MAR 1993	8	17.59
9	SECCI Daniele	ITA	9 MAR 1992	13	17.56
10	WISNIEWSKI Jacek	POL	29 JAN 1991	11	17.47
11	OLEJ Matus	SVK	5 JUL 1991	4	17.42
12	ARNAUDOV Tsanko	POR	14 MAR 1992	5	17.14
13	LEVI Itamar	ISR	11 NOV 1991	6	16.93
14	GÜNDÜZ Murat	TUR	1 MAR 1993	7	16.76
15	JUSIS Mantas	LTU	20 FEB 1993	2	16.45

		1	2	3
1	SZYSZKOWSKI Jakub	18.28	18.14	18.55
2	STANEK Tomáš	18.02	18.53	-
3	WEIBHÄIDINGER L	18.50	x	18.43
4	JAGUSCH Christian	17.01	18.28	17.77
5	DUQUEMIN Zane	18.11	x	18.09
6	NICHYPAR Aliaksei	x	17.39	18.07
7	BERTEMES Bob	16.62	17.72	17.94
8	NOGUERA Alejandro	17.07	x	17.59
9	SECCI Daniele	17.56	17.39	x
10	WISNIEWSKI Jacek	x	17.47	x
11	OLEJ Matus	16.58	16.92	17.42
12	ARNAUDOV Tsanko	16.62	17.14	x
13	LEVI Itamar	16.75	x	16.93
14	GÜNDÜZ Murat	16.66	16.76	16.70
15	JUSIS Mantas	x	16.34	16.45

Qualified: qualifying perf. 18.70 (Q) or 12 best performers (q) advance to the Final

Shot Put Men

Final

11 JUL 2013 / 19:20

Rank	Name	Nat	Date of Birth	Order	Result
1	SZYSZKOWSKI Jakub	POL	21 AUG 1991	6	19.78
2	WITCZAK Dominik	POL	10 MAR 1992	1	19.63 PB
3	ABRAMCHUK Mikhail	BLR	15 NOV 1992	5	19.42
4	DUQUEMIN Zane	GBR	23 SEP 1991	3	19.19 PB
5	STANEK Tomáš	CZE	13 JUN 1991	4	19.18
6	NOVÁK Martin	CZE	5 OCT 1992	11	18.98
7	KANGAS Arttu	FIN	13 JUL 1993	10	18.94 PB
8	BANEVICIUS Šarunas	LTU	10 NOV 1991	7	18.75
9	AFONIN Maksim	RUS	6 JAN 1992	8	18.18
10	NICHYPAR Aliaksei	BLR	10 APR 1993	2	17.69
11	WEIBHÄIDINGER Lukas	AUT	20 FEB 1992	9	17.42
	JAGUSCH Christian	GER	13 JUL 1992	12	NM

Results

Final (cont.)

Final		1	2	3	4	5	6
1	SZYSZKOWSKI Jakub	19.07	18.76	19.48	19.49	19.27	19.78
2	WITCZAK Dominik	19.10	18.54	19.33	18.61	19.63	x
3	ABRAMCHUK Mikhail	19.19	18.58	18.96	18.74	19.42	x
4	DUQUEMIN Zane	19.19	x	x	18.51	18.26	19.17
5	STANEK Tomáš	18.85	x	x	19.18	x	x
6	NOVÁK Martin	17.77	18.87	x	18.83	18.98	18.83
7	KANGAS Arttu	x	x	18.24	18.94	x	x
8	BANEVICIUS Šarunas	18.14	18.57	18.75	x	x	18.47
9	AFONIN Maksim	x	18.15	18.18			
10	NICHYPAR Aliaksei	x	x	17.69			
11	WEIßHAIDINGER L	x	x	17.42			
	JAGUSCH Christian	x	x	x			

Discus Men

Qualification

11 JUL 2013 / 17:10

Rank	Name	Nat	Date of Birth	Order	Result
1	GUDŽIUS Andrius	LTU	14 FEB 1991	4	60.50 Q
2	BUTENKO Viktor	RUS	10 MAR 1993	7	59.98 Q
3	DJOUHAN Lolassonn	FRA	18 MAY 1991	12	58.73 q
4	MILANOV Philip	BEL	6 JUL 1991	6	58.56 q
5	DUQUEMIN Zane	GBR	23 SEP 1991	12	58.19 q
6	FURTULA Danijel	MNE	31 JUL 1992	6	57.96 q
7	STÁHL Daniel	SWE	27 AUG 1992	8	57.44 q
8	WEIßHAIDINGER Lukas	AUT	20 FEB 1992	5	57.24 q
9	SALZER Michael	GER	25 OCT 1991	8	57.19 q
10	BARTA Marek	CZE	8 DEC 1992	1	56.85 q
11	STIENEN Benedikt	GER	12 JAN 1992	11	56.68 q
12	WROBEL David	GER	13 FEB 1991	7	56.57 q
13	NESTERENKO Mykyta	UKR	15 APR 1991	4	56.27
14	GAG Andrei	ROU	7 APR 1991	13	55.98
15	PRACZYK Wojciech	POL	10 JAN 1993	10	55.79
16	ALBERTAZZI Eduardo	ITA	14 SEP 1991	1	55.72
17	HUSZÁK János	HUN	5 FEB 1992	9	53.64
18	KLATSIAS Michael	CYP	12 NOV 1992	10	53.28
19	LJUNGBERG Mikael	SWE	8 JUN 1992	13	53.20
20	KORHONEN Olli-Pekka	FIN	6 DEC 1993	3	52.95
21	HOLICA Michal	SVK	3 JUN 1992	5	52.38
22	PASINSKI Pawel	POL	6 MAR 1993	2	51.64
23	MARTIN Andrei Silviu	ROU	10 NOV 1991	14	50.91
24	PETREI Stefano	ITA	27 DEC 1993	2	50.90
25	BELO Francisco	POR	27 MAR 1991	9	50.38
26	JAKOBSSON Blake Thomas	ISL	31 AUG 1991	3	48.63
	GROTTI Giacomo	ITA	23 SEP 1993	11	NM
	LEVI Itamar	ISR	11 NOV 1991	14	DNS

Results

Qualification (cont.)

Qualification	1	2	3
1	GUDŽIUS Andrius	60.50	
2	BUTENKO Viktor	59.98	
3	DJOUHAN Lolassonn	58.73	56.35
4	MILANOV Philip	56.73	56.70
5	DUQUEMIN Zane	57.66	57.92
6	FURTULA Danijel	57.59	57.96
7	STÄHL Daniel	56.96	57.44
8	WEIßHAIDINGER L	57.24	56.20
9	SALZER Michael	57.19	x
10	BÁRTA Marek	56.85	56.24
11	STIENEN Benedikt	55.60	56.68
12	WROBEL David	55.16	55.73
13	NESTERENKO Mykyta	55.17	x
14	GAG Andrei	54.95	55.98
15	PRACZYK Wojciech	54.82	55.79
16	ALBERTAZZI Eduardo	53.66	55.72
17	HUSZÁK János	52.59	53.64
18	KLATSIAS Michael	x	53.28
19	LJUNGBERG Mikael	53.20	52.48
20	KORHONEN O	51.37	52.95
21	HOLICA Michal	x	52.38
22	PASINSKI Pawel	51.51	50.00
23	MARTIN A	10.89	50.91
24	PETREI Stefano	50.90	x
25	BELO Francisco	x	50.38
26	JAKOBSSON B	x	x
	GROTTI Giacomo	x	x
	LEVI Itamar		

Discus Men


Qualification Group A

11 JUL 2013 / 17:10

Rank	Name	Nat	Date of Birth	Order	Result
1	DUQUEMIN Zane	GBR	23 SEP 1991	12	58.19 q
2	FURTULA Danijel	MNE	31 JUL 1992	6	57.96 q
3	STÄHL Daniel	SWE	27 AUG 1992	8	57.44 q
4	WEIßHAIDINGER Lukas	AUT	20 FEB 1992	5	57.24 q
5	BÁRTA Marek	CZE	8 DEC 1992	1	56.85 q
6	WROBEL David	GER	13 FEB 1991	7	56.57 q
7	NESTERENKO Mykyta	UKR	15 APR 1991	4	56.27
8	GAG Andrei	ROU	7 APR 1991	13	55.98
9	PRACZYK Wojciech	POL	10 JAN 1993	10	55.79
10	PETREI Stefano	ITA	27 DEC 1993	2	50.90
11	BELO Francisco	POR	27 MAR 1991	9	50.38
12	JAKOBSSON Blake Thomas	ISL	31 AUG 1991	3	48.63
	GROTTI Giacomo	ITA	23 SEP 1993	11	NM
	LEVI Itamar	ISR	11 NOV 1991	14	DNS

	1	2	3
1	DUQUEMIN Zane	57.66	57.92
2	FURTULA Danijel	57.59	57.96
3	STÄHL Daniel	56.96	57.44
4	WEIßHAIDINGER L	57.24	56.20
5	BÁRTA Marek	56.85	56.24
6	WROBEL David	55.16	55.73
7	NESTERENKO Mykyta	55.17	x
8	GAG Andrei	54.95	55.98
9	PRACZYK Wojciech	54.82	55.79
10	PETREI Stefano	50.90	x
11	BELO Francisco	x	50.38
12	JAKOBSSON B	x	x
	GROTTI Giacomo	x	x
	LEVI Itamar		

INTERNET Service: www.european-athletics.org

Timing, Measurement & Data Service by  OMEGA

printed at WED 17 JUL 2013 13:24

Page 16 of 42

Results

Discus Men

Qualification Group B

11 JUL 2013 / 18:40

Rank	Name	Nat	Date of Birth	Order	Result	
1	GUDŽIUS Andrius	LTU	14 FEB 1991	4	60.50	Q
2	BUTENKO Viktor	RUS	10 MAR 1993	7	59.98	Q
3	DJOUHAN Lolassonn	FRA	18 MAY 1991	12	58.73	q
4	MILANOV Philip	BEL	6 JUL 1991	6	58.56	q
5	SALZER Michael	GER	25 OCT 1991	8	57.19	q
6	STIENEN Benedikt	GER	12 JAN 1992	11	56.68	q
7	ALBERTAZZI Eduardo	ITA	14 SEP 1991	1	55.72	
8	HUSZÁK János	HUN	5 FEB 1992	9	53.64	
9	KLATSIAS Michael	CYP	12 NOV 1992	10	53.28	
10	LJUNGBERG Mikael	SWE	8 JUN 1992	13	53.20	
11	KORHONEN Olli-Pekka	FIN	6 DEC 1993	3	52.95	
12	HOLICA Michal	SVK	3 JUN 1992	5	52.38	
13	PASINSKI Pawel	POL	6 MAR 1993	2	51.64	
14	MARTIN Andrei Silviu	ROU	10 NOV 1991	14	50.91	

	1	2	3
1	GUDŽIUS Andrius	60.50	
2	BUTENKO Viktor	59.98	
3	DJOUHAN Lolassonn	58.73	56.35
4	MILANOV Philip	58.56	56.70
5	SALZER Michael	57.19	x
6	STIENEN Benedikt	56.68	56.02
7	ALBERTAZZI Eduardo	55.60	55.72
8	HUSZÁK János	53.66	55.72
9	KLATSIAS Michael	52.59	53.64
10	LJUNGBERG Mikael	x	53.28
11	KORHONEN O	53.20	52.48
12	HOLICA Michal	51.37	52.95
13	PASINSKI Pawel	x	52.81
14	MARTIN A	51.51	52.38
		50.00	51.64
		10.89	50.02

Qualified: qualifying perf. 59.50 (Q) or 12 best performers (q) advance to the Final

Results


Hammer Men
Qualification

11 JUL 2013 / 10:00

Rank	Name	Nat	Date of Birth	Order	Result	
1	BIGOT Quentin	FRA	1 DEC 1992	1	73.06	Q
2	MAKHROSENKA Zakhar	BLR	10 OCT 1991	12	71.75	Q
3	MARGHIEV Serghei	MDA	7 NOV 1992	9	71.67	Q
4	HUDI Ákos	HUN	10 AUG 1991	2	70.40	q
5	FALLONI Simone	ITA	26 SEP 1991	13	70.17	q
6	MCCULLOUGH Conor	IRL	31 JAN 1991	13	69.40	q SB
7	MILLER Nick	GBR	1 MAY 1993	3	67.41	q
8	ROGOWSKI Arkadiusz	POL	30 MAR 1993	4	67.36	q
9	TÖREKY Balázs	HUN	30 JUN 1993	10	66.66	q PB
10	KRUŽLIAK Tomáš	SVK	9 FEB 1992	6	66.60	q
11	KOROTOVSKIY Yevgeniy	RUS	1 JUN 1992	8	66.39	q
12	POURSANIDIS Alexandros	CYP	23 JAN 1993	7	66.32	q
13	MARTÍN Pedro José	ESP	12 AUG 1992	10	66.04	
14	LAHTINEN Ilmari	FIN	12 OCT 1993	2	66.00	
15	BURYI Igor	RUS	8 APR 1993	4	64.70	
16	HÜTZEN Paul	GER	7 MAR 1991	8	64.51	
17	LEHEMETS Martin	EST	6 MAR 1991	6	64.16	
18	NAGY Gergely	HUN	8 APR 1991	7	64.13	
19	DENIS Pablo	ESP	23 AUG 1991	5	63.63	
20	SAARIKOSKI Juho	FIN	19 MAY 1993	9	62.94	
21	JUKNEVICIUS Tomas	LTU	14 NOV 1992	1	62.41	
22	LEHTO Jesse	FIN	12 FEB 1993	12	62.30	
23	APTI Aykhan	BUL	25 APR 1993	11	61.84	
24	FERRETTI Gianlorenzo	ITA	18 APR 1991	5	59.84	
25	GAILIS Edgars	LAT	22 SEP 1991	3	57.54	
	PLESKO Nejc	SLO	9 OCT 1992	11	NM	

	1	2	3
1	BIGOT Quentin	70.41	73.06
2	MAKHROSENKA Zakhar	61.15	68.67
3	MARGHIEV Serghei	68.53	69.34
4	HUDI Ákos	69.87	70.40
5	FALLONI Simone	69.53	70.17
6	MCCULLOUGH Conor	68.70	68.74
7	MILLER Nick	62.49	67.41
8	ROGOWSKI Arkadiusz	65.93	x
9	TÖREKY Balázs	65.22	65.57
10	KRUŽLIAK Tomáš	66.04	x
11	KOROTOVSKIY Y	66.39	x
12	POURSANIDIS A	x	66.32
13	MARTÍN Pedro José	64.81	66.04
14	LAHTINEN Ilmari	x	63.74
15	BURYI Igor	x	64.70
16	HÜTZEN Paul	x	64.51
17	LEHEMETS Martin	64.16	x
18	NAGY Gergely	63.31	64.13
19	DENIS Pablo	59.27	x
20	SAARIKOSKI Juho	x	62.94
21	JUKNEVICIUS Tomas	56.68	61.07
22	LEHTO Jesse	60.26	x
23	APTI Aykhan	61.36	61.84
24	FERRETTI G	57.23	57.54
25	GAILIS Edgars	57.54	x
	PLESKO Nejc	x	x

INTERNET Service: www.european-athletics.org

Timing, Measurement & Data Service by  OMEGA

printed at WED 17 JUL 2013 13:24

Page 18 of 42

Results

Hammer Men

Qualification Group A

11 JUL 2013 / 10:00

Rank	Name	Nat	Date of Birth	Order	Result
1	MAKHROSENKA Zakhar	BLR	10 OCT 1991	12	71.75 Q
2	MARGHIEV Serghei	MDA	7 NOV 1992	9	71.67 Q
3	MCCULLOUGH Conor	IRL	31 JAN 1991	13	69.40 q SB
4	ROGOWSKI Arkadiusz	POL	30 MAR 1993	4	67.36 q
5	KRUŽLIAK Tomáš	SVK	9 FEB 1992	6	66.60 q
6	KOROTOVSKIY Yevgeniy	RUS	1 JUN 1992	8	66.39 q
7	MARTÍN Pedro José	ESP	12 AUG 1992	10	66.04
8	LAHTINEN Ilmari	FIN	12 OCT 1993	2	66.00
9	NAGY Gergely	HUN	8 APR 1991	7	64.13
10	JUKNEVICIUS Tomas	LTU	14 NOV 1992	1	62.41
11	APTI Aykhan	BUL	25 APR 1993	11	61.84
12	FERRETTI Gianlorenzo	ITA	18 APR 1991	5	59.84
13	GAILIS Edgars	LAT	22 SEP 1991	3	57.54

	1	2	3	
1	MAKHROSENKA Zakhar	61.15	68.67	71.75
2	MARGHIEV Serghei	68.53	69.34	71.67
3	MCCULLOUGH Conor	68.70	68.74	69.40
4	ROGOWSKI Arkadiusz	65.93	x	67.36
5	KRUŽLIAK Tomáš	66.04	x	66.60
6	KOROTOVSKIY Y	66.39	x	66.10
7	MARTÍN Pedro José	64.81	66.04	x
8	LAHTINEN Ilmari	x	63.74	66.00
9	NAGY Gergely	63.31	64.13	x
10	JUKNEVICIUS Tomas	56.68	61.07	62.41
11	APTI Aykhan	61.36	61.84	61.72
12	FERRETTI G	57.23	57.54	59.84
13	GAILIS Edgars	57.54	x	56.61

Hammer Men

Qualification Group B


11 JUL 2013 / 11:20

Rank	Name	Nat	Date of Birth	Order	Result
1	BIGOT Quentin	FRA	1 DEC 1992	1	73.06 Q
2	HUDI Ákos	HUN	10 AUG 1991	2	70.40 q
3	FALLONI Simone	ITA	26 SEP 1991	13	70.17 q
4	MILLER Nick	GBR	1 MAY 1993	3	67.41 q
5	TÖREKY Balázs	HUN	30 JUN 1993	10	66.66 q PB
6	POURSANIDIS Alexandros	CYP	23 JAN 1993	7	66.32 q
7	BURYI Igor	RUS	8 APR 1993	4	64.70
8	HÜTZEN Paul	GER	7 MAR 1991	8	64.51
9	LEHEMETS Martin	EST	6 MAR 1991	6	64.16
10	DENIS Pablo	ESP	23 AUG 1991	5	63.63
11	SAARIKOSKI Juho	FIN	19 MAY 1993	9	62.94
12	LEHTO Jesse	FIN	12 FEB 1993	12	62.30
	PLESKO Nejc	SLO	9 OCT 1992	11	NM

	1	2	3	
1	BIGOT Quentin	70.41	73.06	
2	HUDI Ákos	69.87	70.40	-
3	FALLONI Simone	69.53	70.17	-
4	MILLER Nick	62.49	67.41	x
5	TÖREKY Balázs	65.22	65.57	66.66
6	POURSANIDIS A	x	66.32	64.48
7	BURYI Igor	x	64.70	61.66
8	HÜTZEN Paul	x	64.51	64.44
9	LEHEMETS Martin	64.16	x	x
10	DENIS Pablo	59.27	x	63.63
11	SAARIKOSKI Juho	x	62.94	x
12	LEHTO Jesse	60.26	x	62.30
	PLESKO Nejc	x	x	x

Qualified: qualifying perf. 71.00 (Q) or 12 best performers (q) advance to the Final

INTERNET Service: www.european-athletics.org

Timing, Measurement & Data Service by  OMEGA

printed at WED 17 JUL 2013 13:24

Page 19 of 42

Results

Javelin Men
Qualification

11 JUL 2013 / 12:50

Rank	Name	Nat	Date of Birth	Order	Result
1	ŠTROBINDERS Rolands	LAT	14 APR 1992	6	77.93
2	SEIFERT Bernhard	GER	15 FEB 1993	5	77.02
3	SIRMAIS Zigmunds	LAT	6 MAY 1992	1	76.29
4	MILEUSNIC Dejan	BIH	16 NOV 1991	4	75.62
5	SZALECKI Krzysztof	POL	3 FEB 1991	8	74.20
6	RÖHLER Thomas	GER	30 SEP 1991	9	73.91
7	SIRVIÖ Toni	FIN	8 JAN 1992	10	73.66
8	PELTOMÄKI Sami	FIN	11 JAN 1991	9	73.40
9	KRUKOWSKI Marcin	POL	14 JUN 1992	6	72.78
10	MIALESHKA Pavel	BLR	24 NOV 1992	4	72.41
11	DURECHOU Killian	FRA	15 AUG 1992	2	72.30
12	KARJALAINEN Joel	FIN	19 JUL 1991	11	71.93
13	GONCHAROV Viktor	RUS	9 MAY 1991	1	70.37
14	NYCHYPORCHUK Oleksandr	UKR	14 APR 1992	7	69.89
15	IŠEJEVS Intars	LAT	15 FEB 1993	10	69.48
16	TÖRNGREN Sebastian	SWE	13 JUL 1993	3	68.86
17	DREMDZHY Rustem	UKR	3 JUN 1991	7	67.84
18	SAAR Martin	EST	6 FEB 1991	8	67.11
19	APERTA Tiago	POR	15 JAN 1992	5	65.84
20	OSEWSKI Bartosz	POL	20 MAR 1991	2	64.98
21	MARN Blaž	SLO	26 FEB 1993	3	62.44

	1	2	3
1	ŠTROBINDERS R	77.93	77.30
2	SEIFERT Bernhard	77.02	76.37
3	SIRMAIS Zigmunds	75.40	76.29
4	MILEUSNIC Dejan	69.81	75.62
5	SZALECKI Krzysztof	74.20	69.49
6	RÖHLER Thomas	71.00	73.91
7	SIRVIÖ Toni	73.66	71.63
8	PELTOMÄKI Sami	72.26	73.40
9	KRUKOWSKI Marcin	69.91	72.78
10	MIALESHKA Pavel	67.04	x
11	DURECHOU Killian	66.25	67.15
12	KARJALAINEN Joel	70.08	70.83
13	GONCHAROV Viktor	x	70.37
14	NYCHYPORCHUK O	x	69.89
15	IŠEJEVS Intars	66.48	69.21
16	TÖRNGREN Sebastian	68.86	63.11
17	DREMDZHY Rustem	64.38	65.88
18	SAAR Martin	67.11	65.96
19	APERTA Tiago	60.38	x
20	OSEWSKI Bartosz	64.98	x
21	MARN Blaž	x	60.80

Results

Javelin Men
Qualification Group A
11 JUL 2013 / 12:50

Rank	Name	Nat	Date of Birth	Order	Result
1	ŠTROBINDERS Rolands	LAT	14 APR 1992	6	77.93 q
2	SZALECKI Krzysztof	POL	3 FEB 1991	8	74.20 q
3	RÖHLER Thomas	GER	30 SEP 1991	9	73.91 q
4	MIALESHKA Pavel	BLR	24 NOV 1992	4	72.41 q
5	DURECHOU Killian	FRA	15 AUG 1992	2	72.30 q
6	KARJALAINEN Joel	FIN	19 JUL 1991	11	71.93 q
7	GONCHAROV Viktor	RUS	9 MAY 1991	1	70.37
8	NYCHYPORCHUK Oleksandr	UKR	14 APR 1992	7	69.89
9	IŠEJEVS Intars	LAT	15 FEB 1993	10	69.48
10	APERTA Tiago	POR	15 JAN 1992	5	65.84
11	MARN Blaž	SLO	26 FEB 1993	3	62.44

	1	2	3
1	ŠTROBINDERS R 77.93	77.30	-
2	SZALECKI Krzysztof 74.20	69.49	-
3	RÖHLER Thomas 71.00	73.91	72.27
4	MIALESHKA Pavel 67.04	x	72.41
5	DURECHOU Killian 66.25	67.15	72.30
6	KARJALAINEN Joel 70.08	70.83	71.93
7	GONCHAROV Viktor x	70.37	68.68
8	NYCHYPORCHUK O x	69.89	68.30
9	IŠEJEVS Intars 66.48	69.21	69.48
10	APERTA Tiago 60.38	x	65.84
11	MARN Blaž x	60.80	62.44

Javelin Men
Qualification Group B
11 JUL 2013 / 14:05

Rank	Name	Nat	Date of Birth	Order	Result
1	SEIFERT Bernhard	GER	15 FEB 1993	5	77.02 q
2	SIRMAIS Zigmunds	LAT	6 MAY 1992	1	76.29 q
3	MILEUSNIC Dejan	BIH	16 NOV 1991	4	75.62 q
4	SIRVIÖ Toni	FIN	8 JAN 1992	10	73.66 q
5	PELTOMÄKI Sami	FIN	11 JAN 1991	9	73.40 q
6	KRUKOWSKI Marcin	POL	14 JUN 1992	6	72.78 q
7	TÖRNGREN Sebastian	SWE	13 JUL 1993	3	68.86
8	DREMDZHY Rustem	UKR	3 JUN 1991	7	67.84
9	SAAR Martin	EST	6 FEB 1991	8	67.11
10	OSEWSKI Bartosz	POL	20 MAR 1991	2	64.98

	1	2	3
1	SEIFERT Bernhard 77.02	76.37	-
2	SIRMAIS Zigmunds 75.40	76.29	73.59
3	MILEUSNIC Dejan 69.81	75.62	x
4	SIRVIÖ Toni 73.66	71.63	-
5	PELTOMÄKI Sami 72.26	73.40	-
6	KRUKOWSKI Marcin 69.91	72.78	x
7	TÖRNGREN Sebastian 68.86	63.11	x
8	DREMDZHY Rustem 64.38	65.88	67.84
9	SAAR Martin 67.11	65.96	66.98
10	OSEWSKI Bartosz 64.98	x	64.50

Qualified: qualifying perf. 78.00 (Q) or 12 best performers (q) advance to the Final

Results

100m Women
Round 1
11 JUL 2013 / 12:00

Rank	Name	Nat	Date of Birth	Lane	Result	
1	SCHIPPERS Dafne	NED	15 JUN 1992	3	11.20	Q
2	WILLIAMS Jodie	GBR	28 SEP 1993	2	11.49	Q
3	KAMBUNDJI Mujinga	SUI	17 JUN 1992	4	11.56	Q
3	LOFAMAKANDA PINTO Tatjana	GER	2 JUL 1992	2	11.56	Q
5	HAASE Rebekka	GER	2 JAN 1993	7	11.69	Q
6	PROCHÁZKOVÁ Barbora	CZE	13 DEC 1991	8	11.70	q
7	GÜNTHER Leena	GER	16 APR 1991	5	11.72	Q
8	MCMANUS Catherine	IRL	9 MAY 1992	6	11.74	Q =PB
9	BUSK Daniella	SWE	11 AUG 1993	4	11.75	Q
9	SIRAGUSA Irene	ITA	23 JUN 1993	4	11.75	Q
11	RÄSÄNEN Maria	FIN	11 MAR 1992	5	11.76	q
12	JOHNCOCK Rachel	GBR	4 OCT 1993	7	11.78	Q
12	KRŠÁKOVÁ Lenka	SVK	22 FEB 1991	7	11.78	Q
14	GAMBA Laura	ITA	27 FEB 1991	2	11.81	q PB
14	LENSKIY Olga	ISR	24 DEC 1992	3	11.81	q
14	OPON Martyna	POL	12 SEP 1991	8	11.81	Q
14	URBÁNKOVÁ Petra	CZE	26 OCT 1991	6	11.81	
18	HUMAIR Fanette	SUI	8 OCT 1991	2	11.85	
19	ROSIANU Ana Maria	ROU	14 SEP 1993	3	11.87	
20	SANDSJOE Caroline	SWE	25 SEP 1992	6	11.88	SB
21	JOKINEN Jenni	FIN	7 JAN 1992	6	12.01	
22	BEZEKOVA Alexandra	SVK	13 AUG 1992	7	12.02	
22	SUUMANN Diana	EST	16 AUG 1994	4	12.02	
24	SAMUEL Jamile	NED	24 APR 1992	3	12.08	
25	JERNSTIG Freja	SWE	3 JAN 1992	5	12.14	
	HOOPER Gloria	ITA	3 MAR 1992	5	DNS	

100m Women
Round 1 Heat 1/4
11 JUL 2013 / 12:00

Wind: -2.7 m/s


Rank	Name	Nat	Date of Birth	Lane	Reaction time	Result
1	LOFAMAKANDA PINTO Tatjana	GER	2 JUL 1992	2	0.160	11.56 Q
2	JOHNCOCK Rachel	GBR	4 OCT 1993	7	0.178	11.78 Q
3	OPON Martyna	POL	12 SEP 1991	8	0.164	11.81 Q
4	JOKINEN Jenni	FIN	7 JAN 1992	6	0.172	12.01
5	SUUMANN Diana	EST	16 AUG 1994	4	0.162	12.02
6	SAMUEL Jamile	NED	24 APR 1992	3	0.168	12.08
7	JERNSTIG Freja	SWE	3 JAN 1992	5	0.190	12.14

100m Women
Round 1 Heat 2/4
11 JUL 2013 / 12:08

Wind: +1.4 m/s

Rank	Name	Nat	Date of Birth	Lane	Reaction time	Result
1	SCHIPPERS Dafne	NED	15 JUN 1992	3	0.165	11.20 Q
2	KAMBUNDJI Mujinga	SUI	17 JUN 1992	4	0.181	11.56 Q
3	HAASE Rebekka	GER	2 JAN 1993	7	0.181	11.69 Q
4	PROCHÁZKOVÁ Barbora	CZE	13 DEC 1991	8	0.170	11.70 q
5	RÄSÄNEN Maria	FIN	11 MAR 1992	5	0.176	11.76 q
6	GAMBA Laura	ITA	27 FEB 1991	2	0.197	11.81 q PB
7	SANDSJOE Caroline	SWE	25 SEP 1992	6	0.158	11.88 SB

 INTERNET Service: www.european-athletics.org

 Timing, Measurement & Data Service by 

printed at WED 17 JUL 2013 13:24

Page 22 of 42

Results

100m Women

Round 1 Heat 3/4

11 JUL 2013 / 12:16

Wind: -0.2 m/s

Rank	Name	Nat	Date of Birth	Lane	Reaction time	Result
1	WILLIAMS Jodie	GBR	28 SEP 1993	2	0.193	11.49 Q
2	GÜNTHER Leena	GER	16 APR 1991	5	0.162	11.72 Q
3	SIRAGUSA Irene	ITA	23 JUN 1993	4	0.170	11.75 Q
4	URBÁNKOVÁ Petra	CZE	26 OCT 1991	6	0.143	11.81
5	ROSIANU Ana Maria	ROU	14 SEP 1993	3	0.154	11.87
6	BEZEKOVA Alexandra	SVK	13 AUG 1992	7	0.185	12.02

100m Women

Round 1 Heat 4/4

11 JUL 2013 / 12:24

Wind: -0.1 m/s

Rank	Name	Nat	Date of Birth	Lane	Reaction time	Result
1	MCMANUS Catherine	IRL	9 MAY 1992	6	0.154	11.74 Q =PB
2	BUSK Daniella	SWE	11 AUG 1993	4	0.183	11.75 Q
3	KRŠÁKOVÁ Lenka	SVK	22 FEB 1991	7	0.170	11.78 Q
4	LENSKIY Olga	ISR	24 DEC 1992	3	0.144	11.81 q
5	HUMAIR Fanette	SUI	8 OCT 1991	2	0.181	11.85
	HOOPER Gloria	ITA	3 MAR 1992	5		DNS

Qualified: First 3 in each heat (Q) and 4 best performers (q) advance to the Semifinals

100m Women

Semifinal

11 JUL 2013 / 18:10

Rank	Name	Nat	Date of Birth	Lane	Result
1	SCHIPPERS Dafne	NED	15 JUN 1992	4	11.30 Q
2	WILLIAMS Jodie	GBR	28 SEP 1993	3	11.44 Q
3	LOFAMAKANDA PINTO Tatjana	GER	2 JUL 1992	4	11.47 Q
4	KAMBUNDJI Mujinga	SUI	17 JUN 1992	3	11.69 Q
5	SIRAGUSA Irene	ITA	23 JUN 1993	7	11.74 Q
6	PROCHÁZKOVÁ Barbora	CZE	13 DEC 1991	1	11.77 Q
7	JOHNSON Rachel	GBR	4 OCT 1993	5	11.79 q
8	BUSK Daniella	SWE	11 AUG 1993	5	11.81 q
9	KRŠÁKOVÁ Lenka	SVK	22 FEB 1991	8	11.85
10	GÜNTHER Leena	GER	16 APR 1991	6	11.89
11	LENSKIY Olga	ISR	24 DEC 1992	1	11.92
12	OPON Martyna	POL	12 SEP 1991	8	11.94
13	RÄSÄNEN Maria	FIN	11 MAR 1992	2	11.95
14	HAASE Rebekka	GER	2 JAN 1993	7	11.98
15	MCMANUS Catherine	IRL	9 MAY 1992	6	11.98
16	GAMBA Laura	ITA	27 FEB 1991	2	12.08

Results

100m Women

Semifinal 1/2

11 JUL 2013 / 18:10

Wind: -1.5 m/s

Rank	Name	Nat	Date of Birth	Lane	Reaction time	Result	
1	SCHIPPERS Dafne	NED	15 JUN 1992	4	0.163	11.30	Q
2	KAMBUNDJI Mujinga	SUI	17 JUN 1992	3	0.101	11.69	Q
3	PROCHÁZKOVÁ Barbora	CZE	13 DEC 1991	1	0.175	11.77	Q
4	JOHNCOCK Rachel	GBR	4 OCT 1993	5	0.165	11.79	q
5	OPON Martyna	POL	12 SEP 1991	8	0.221	11.94	
6	HAASE Rebekka	GER	2 JAN 1993	7	0.159	11.98	
7	MCMANUS Catherine	IRL	9 MAY 1992	6	0.157	11.98	
8	GAMBA Laura	ITA	27 FEB 1991	2	0.182	12.08	

100m Women

Semifinal 2/2

11 JUL 2013 / 18:18

Wind: -0.3 m/s

Rank	Name	Nat	Date of Birth	Lane	Reaction time	Result	
1	WILLIAMS Jodie	GBR	28 SEP 1993	3	0.157	11.44	Q
2	LOFAMAKANDA PINTO Tatjana	GER	2 JUL 1992	4	0.166	11.47	Q
3	SIRAGUSA Irene	ITA	23 JUN 1993	7	0.157	11.74	Q
4	BUSK Daniella	SWE	11 AUG 1993	5	0.199	11.81	q
5	KRŠÁKOVÁ Lenka	SVK	22 FEB 1991	8	0.167	11.85	
6	GÜNTHER Leena	GER	16 APR 1991	6	0.159	11.89	
7	LENSKIY Olga	ISR	24 DEC 1992	1	0.157	11.92	
8	RÄSÄNEN Maria	FIN	11 MAR 1992	2	0.166	11.95	

Qualified: First 3 in each heat (Q) and 2 best performers (q) advance to the Final

400m Women

Round 1

11 JUL 2013 / 19:35

Rank	Name	Nat	Date of Birth	Lane	Result	
1	SWIETY Justyna	POL	3 DEC 1992	2	52.27	Q PB
2	LAVRIC Mirela	ROU	17 FEB 1991	3	52.45	Q SB
3	GHAFOOR Madiea	NED	9 SEP 1992	7	52.46	q PB
4	HOLUB Malgorzata	POL	30 OCT 1992	3	52.76	Q
5	PASTOR Adelina Dorina	ROU	5 MAY 1993	4	52.78	Q
6	GUION FIRMIN Lenora	FRA	7 AUG 1991	8	52.80	Q
7	YURENIA Yuliya	BLR	27 MAY 1992	6	52.83	q PB
8	DE WITTE Lisanne	NED	10 SEP 1992	5	52.93	Q PB
9	ZSIGOVICS Natália	HUN	20 MAR 1991	4	53.45	PB
10	DANILOVA Natalya	RUS	28 AUG 1991	2	53.49	
11	GORZKOWSKA Magdalena	POL	30 APR 1992	3	53.65	
12	RAHAROLAHY Agnes	FRA	7 NOV 1992	7	53.67	
13	REBERNIK Liona	SLO	28 NOV 1991	6	53.79	
14	GAL Camelia Florina	ROU	18 OCT 1992	6	53.91	PB
15	NORUM Tara Marie	NOR	18 SEP 1991	5	54.22	
16	BATTAGLIA Flavia	ITA	28 JAN 1993	4	54.45	
17	MISIUNAITE Eva	LTU	4 DEC 1991	7	54.63	SB
18	WERNER Simone	SUI	12 MAR 1993	5	54.79	
19	MAFFIOLETTI Marta	ITA	11 OCT 1991	2	55.07	
20	RISTESKA Hristina	MKD	21 DEC 1991	8	59.49	SB

Results
400m Women
Round 1 Heat 1/3
11 JUL 2013 / 19:35

Rank	Name	Nat	Date of Birth	Lane	Reaction time	Result		
1	HOLUB Malgorzata	POL	30 OCT 1992	3	0.195	52.76	Q	
2	PASTOR Adelina Dorina	ROU	5 MAY 1993	4	0.184	52.78	Q	
3	YURENIA Yuliya	BLR	27 MAY 1992	6	0.200	52.83	q	PB
4	RAHAROLAHY Agnes	FRA	7 NOV 1992	7	0.267	53.67		
5	NORUM Tara Marie	NOR	18 SEP 1991	5	0.205	54.22		
6	MAFFIOLETTI Marta	ITA	11 OCT 1991	2	0.206	55.07		

400m Women
Round 1 Heat 2/3
11 JUL 2013 / 19:43

Rank	Name	Nat	Date of Birth	Lane	Reaction time	Result		
1	SWIETY Justyna	POL	3 DEC 1992	2	0.186	52.27	Q	PB
2	LAVRIC Mirela	ROU	17 FEB 1991	3	0.186	52.45	Q	SB
3	GHAFOOR Madiea	NED	9 SEP 1992	7	0.187	52.46	q	PB
4	REBERNIK Liona	SLO	28 NOV 1991	6	0.162	53.79		
5	BATTAGLIA Flavia	ITA	28 JAN 1993	4	0.211	54.45		
6	WERNER Simone	SUI	12 MAR 1993	5	0.177	54.79		
7	RISTESKA Hristina	MKD	21 DEC 1991	8	0.259	59.49		SB

400m Women
Round 1 Heat 3/3
11 JUL 2013 / 19:51

Rank	Name	Nat	Date of Birth	Lane	Reaction time	Result		
1	GUION FIRMIN Lenora	FRA	7 AUG 1991	8	0.164	52.80	Q	
2	DE WITTE Lisanne	NED	10 SEP 1992	5	0.178	52.93	Q	PB
3	ZSIGOVICS Natália	HUN	20 MAR 1991	4	0.182	53.45		PB
4	DANILOVA Natalya	RUS	28 AUG 1991	2	0.210	53.49		
5	GORZKOWSKA Magdalena	POL	30 APR 1992	3	0.202	53.65		
6	GAL Camelia Florina	ROU	18 OCT 1992	6	0.159	53.91		PB
7	MISIUNAITE Eva	LTU	4 DEC 1991	7	0.166	54.63		SB

Qualified: First 2 in each heat (Q) and 2 best performers (q) advance to the Final

Results

800m Women

Round 1

11 JUL 2013 / 17:00

Rank	Name	Nat	Date of Birth	Lane	Result		
1	LAVRIC Mirela	ROU	17 FEB 1991	7	2:02.69	Q	SB
2	JÓZWIK Joanna	POL	30 JAN 1991	4	2:02.83	Q	
3	MALANOVA Ayvika	RUS	28 NOV 1992	2	2:02.91	q	
4	LYAKHOVA Olha	UKR	18 MAR 1992	8	2:03.38	Q	
5	LINDH Lovisa	SWE	9 JUL 1991	5	2:03.51	q	PB
6	TKACHUK Anastasiya	UKR	20 APR 1993	8	2:03.97	Q	
7	BÜCHEL Selina	SUI	26 JUL 1991	6	2:03.99	Q	
8	EVANGELIDOU Natalia	CYP	10 MAR 1991	3	2:04.03		
9	FEDRONIC Justine	FRA	11 MAY 1991	4	2:04.65	Q	
10	CORNELLI Isabella	ITA	3 AUG 1991	6	2:04.97		PB
11	ŠKABRAHOVÁ Sylva	CZE	6 SEP 1991	2	2:05.18		
12	ROGOZINA Svetlana	RUS	26 DEC 1992	1	2:05.54		
13	SAULEDA Victoria	ESP	28 AUG 1992	1	2:06.09		
14	BALDESSARI Irene	ITA	21 JAN 1993	4	2:06.70		PB
15	HALASA Monika	POL	5 APR 1992	5	2:06.81		
16	TANASIE Elena Adelina	ROU	4 JUN 1993	7	2:07.28		
17	MATHIAS Charline	LUX	23 MAY 1992	2	2:07.40		
18	BAZDYREVA Anastasiya	RUS	6 MAR 1992	6	2:07.40		
19	LAMOTE Renelle	FRA	26 DEC 1993	3	2:07.63		
20	BATULEVICIUTE Rasa	LTU	9 JAN 1991	8	2:09.24		
21	LANDEN Shanie	ISR	12 SEP 1991	3	2:09.40		
22	SMILJANEC Katarina	CRO	16 MAY 1993	7	2:12.38		
23	USTIAN Gaiane	GEO	30 NOV 1991	5	2:13.40		PB

800m Women

Round 1 Heat 1/3

11 JUL 2013 / 17:00

Rank	Name	Nat	Date of Birth	Lane	Result		
1	TKACHUK Anastasiya	UKR	20 APR 1993	8	2:03.97	Q	
2	FEDRONIC Justine	FRA	11 MAY 1991	4	2:04.65	Q	
3	SAULEDA Victoria	ESP	28 AUG 1992	1	2:06.09		
4	HALASA Monika	POL	5 APR 1992	5	2:06.81		
5	MATHIAS Charline	LUX	23 MAY 1992	2	2:07.40		
6	BAZDYREVA Anastasiya	RUS	6 MAR 1992	6	2:07.40		
7	LANDEN Shanie	ISR	12 SEP 1991	3	2:09.40		
8	SMILJANEC Katarina	CRO	16 MAY 1993	7	2:12.38		

Intermediate times: 400m 1:03.27 TKACHUK Anastasiya (UKR)
600m 1:33.79 TKACHUK Anastasiya (UKR)


800m Women

Round 1 Heat 2/3

11 JUL 2013 / 17:08

Rank	Name	Nat	Date of Birth	Lane	Result		
1	LYAKHOVA Olha	UKR	18 MAR 1992	8	2:03.38	Q	
2	BÜCHEL Selina	SUI	26 JUL 1991	6	2:03.99	Q	
3	ŠKABRAHOVÁ Sylva	CZE	6 SEP 1991	2	2:05.18		
4	ROGOZINA Svetlana	RUS	26 DEC 1992	1	2:05.54		
5	BALDESSARI Irene	ITA	21 JAN 1993	4	2:06.70		PB
6	TANASIE Elena Adelina	ROU	4 JUN 1993	7	2:07.28		
7	LAMOTE Renelle	FRA	26 DEC 1993	3	2:07.63		
8	USTIAN Gaiane	GEO	30 NOV 1991	5	2:13.40		PB

INTERNET Service: www.european-athletics.org

Timing, Measurement & Data Service by  OMEGA

printed at WED 17 JUL 2013 13:24

Page 26 of 42

Results

Round 1 Heat 2/3 (cont.)

Intermediate times: 400m 1:02.40 LYAKHOVA Olha (UKR)
600m 1:33.21 LYAKHOVA Olha (UKR)

800m Women

Round 1 Heat 3/3

11 JUL 2013 / 17:16

Rank	Name	Nat	Date of Birth	Lane	Result
1	LAVRIC Mirela	ROU	17 FEB 1991	7	2:02.69 Q SB
2	JÓZWIK Joanna	POL	30 JAN 1991	4	2:02.83 Q
3	MALANOVA Ayvika	RUS	28 NOV 1992	2	2:02.91 q
4	LINDH Lovisa	SWE	9 JUL 1991	5	2:03.51 q PB
5	EVANGELIDOU Natalia	CYP	10 MAR 1991	3	2:04.03
6	CORNELLI Isabella	ITA	3 AUG 1991	6	2:04.97 PB
7	BATULEVICIUTE Rasa	LTU	9 JAN 1991	8	2:09.24

Intermediate times: 400m 1:01.27 MALANOVA Ayvika (RUS)
600m 1:32.37 MALANOVA Ayvika (RUS)

Qualified: First 2 in each heat (Q) and 2 best performers (q) advance to the Final

High Jump Women

Qualification

11 JUL 2013 / 13:00

Rank	Name	Nat	Date of Birth	Order	Result
1	HAAS Eleriin	EST	4 JUL 1992	8	1.84 q
1	PALŠYTE Airine	LTU	13 JUL 1992	1	1.84 q
1	TROST Alessia	ITA	8 MAR 1993	4	1.84 q
4	BAHDANOVICH Valeryia	BLR	1 MAY 1992	1	1.84 q
4	HOLLMANN Nele	GER	18 OCT 1992	11	1.84 q
4	NOORMAN Sietske	NED	16 JUL 1991	7	1.84 q SB
4	POOLEY Isobel	GBR	21 DEC 1992	9	1.84 q
4	VAN HESSCHE Hanne	BEL	5 JUL 1991	5	1.84 q =SB
9	ANDREEVA Anastasiya	RUS	11 JAN 1992	2	1.84 q
10	KRASNOKUTSKAYA Oksana	RUS	24 SEP 1993	5	1.84 q
11	BOROWSKA Agnieszka	POL	21 OCT 1991	6	1.84 q
11	RONKAINEN Senni	FIN	23 AUG 1993	9	1.84 q PB
11	VITOBELLO Chiara	ITA	21 OCT 1991	8	1.84 q
14	BIHARI Patricia	HUN	6 FEB 1992	3	1.82 PB
15	DRONSFIELD Victoria	SWE	6 JUN 1991	10	1.82
15	KWASNIEWSKA Michalina	POL	22 OCT 1991	6	1.82
15	NOVÁ Magdaléna	CZE	27 OCT 1992	2	1.82
18	KIRIAKOPOÚLOU Ekaterini	GRE	4 DEC 1993	7	1.80
19	GARCÍA Claudia	ESP	30 SEP 1992	10	1.80 =SB
20	ROSLAVA Taisiya	BLR	7 OCT 1992	3	1.80
21	FERRANDO Cristina	ESP	12 JAN 1992	12	1.77
21	KAMPSCHELTE Nadja	GER	5 SEP 1992	11	1.77
23	MÖGENBURG Katarina	NOR	16 JUN 1991	4	1.77

Results

Qualification (cont.)

Qualification		1.69	1.73	1.77	1.80	1.82	1.84
1	HAAS Eleriin	-	o	o	o	o	o
1	PALŠYTE Airine	-	o	o	o	o	o
1	TROST Alessia	-	o	o	o	o	o
4	BAHDANOVICH V	-	-	o	xo	o	o
4	HOLLMANN Nele	o	o	xo	o	o	o
4	NOORMAN Sietske	-	o	o	xo	o	o
4	POOLEY Isobel	-	o	o	xo	-	o
4	VAN HESSCHE Hanne	-	o	o	xo	o	o
9	ANDREEVA A	-	o	o	o	xxx	o
10	KRASNOKUTSKAYA O	o	o	o	o	o	xo
11	BOROWSKA Agnieszka	-	o	o	xo	xo	xo
11	RONKAINEN Senni	-	xo	o	xo	o	xo
11	VITOBELLO Chiara	o	o	o	xo	xo	xo
14	BIHARI Patricia	o	o	o	o	o	xxx
15	DRONSFIELD V	-	o	o	xo	o	xxx
15	KWASNIEWSKA M	o	o	o	xo	o	xxx
15	NOVÁ Magdaléna	-	xo	o	o	o	xxx
18	KIRIAKOPOÚLOU E	-	o	o	o	xxx	
19	GARCÍA Claudia	o	o	o	xo	xxx	
20	ROSLAVA Taisiya	-	xo	o	xo	xxx	
21	FERRANDO Cristina	o	o	o	xxx		
21	KAMPSCHULTE Nadja	o	o	o	xxx		
23	MÖGENBURG Katarina	xo	o	xxo	xxx		

High Jump Women
Qualification Group A
11 JUL 2013 / 13:00

Rank	Name	Nat	Date of Birth	Order	Result
1	HAAS Eleriin	EST	4 JUL 1992	8	1.60 q
1	TROST Alessia	ITA	8 MAR 1993	4	1.60 q
3	BAHDANOVICH Valeryia	BLR	1 MAY 1992	1	1.60 q
3	VAN HESSCHE Hanne	BEL	5 JUL 1991	5	1.60 q =SB
5	ANDREEVA Anastasiya	RUS	11 JAN 1992	2	1.60 q
6	BOROWSKA Agnieszka	POL	21 OCT 1991	6	1.60 q
6	RONKAINEN Senni	FIN	23 AUG 1993	9	1.60 q PB
8	BIHARI Patricia	HUN	6 FEB 1992	3	1.57 PB
9	KIRIAKOPOÚLOU Ekateríni	GRE	4 DEC 1993	7	1.54
10	GARCÍA Claudia	ESP	30 SEP 1992	10	1.54 =SB
11	KAMPSCHULTE Nadja	GER	5 SEP 1992	11	1.51

		1.45	1.48	1.51	1.54	1.57	1.60	1.63	1.66	1.69	1.72	1.75	1.78	1.81	1.84	1.87	1.90	1.93	1.96
1	HAAS Eleriin	-	o	o	o	o	o												
1	TROST Alessia	-	o	o	o	o	o												
3	BAHDANOVICH V	-	-	o	xo	o	o												
3	VAN HESSCHE Hanne	-	o	o	xo	o	o												
5	ANDREEVA A	-	o	o	o	xxo	o												
6	BOROWSKA Agnieszka	-	o	o	xo	xo	xo												
6	RONKAINEN Senni	-	xo	o	xo	o	xo												
8	BIHARI Patricia	o	o	o	o	o	xxx												
9	KIRIAKOPOÚLOU E	-	o	o	o	xxx													
10	GARCÍA Claudia	o	o	o	xo	xxx													
11	KAMPSCHULTE Nadja	o	o	o	xxx														

Results

High Jump Women

Qualification Group B

11 JUL 2013 / 13:00

Rank	Name	Nat	Date of Birth	Order	Result
1	PALŠYTE Airine	LTU	13 JUL 1992	1	1.84 q
2	HOLLMANN Nele	GER	18 OCT 1992	11	1.84 q
2	NOORMAN Sietske	NED	16 JUL 1991	7	1.84 q SB
2	POOLEY Isobel	GBR	21 DEC 1992	9	1.84 q
5	KRASNOKUTSKAYA Oksana	RUS	24 SEP 1993	5	1.84 q
6	VITOBELLO Chiara	ITA	21 OCT 1991	8	1.84 q
7	DRONSFIELD Victoria	SWE	6 JUN 1991	10	1.82
7	KWASNIEWSKA Michalina	POL	22 OCT 1991	6	1.82
7	NOVÁ Magdaléna	CZE	27 OCT 1992	2	1.82
10	ROSLAVA Taisiya	BLR	7 OCT 1992	3	1.80
11	FERRANDO Cristina	ESP	12 JAN 1992	12	1.77
12	MÖGENBURG Katarina	NOR	16 JUN 1991	4	1.77

		1.69	1.73	1.77	1.80	1.82	1.84
1	PALŠYTE Airine	-	o	o	o	o	o
2	HOLLMANN Nele	o	o	xo	o	o	o
2	NOORMAN Sietske	-	o	o	xo	o	o
2	POOLEY Isobel	-	o	o	xo	-	o
5	KRASNOKUTSKAYA O	o	o	o	o	o	xo
6	VITOBELLO Chiara	o	o	o	xo	xo	xo
7	DRONSFIELD V	-	o	o	xo	o	xxx
7	KWASNIEWSKA M	o	o	o	xo	o	xxx
7	NOVÁ Magdaléna	-	xo	o	o	o	xxx
10	ROSLAVA Taisiya	-	xo	o	xo	xxx	
11	FERRANDO Cristina	o	o	o	xxx		
12	MÖGENBURG Katarina	xo	o	xxo	xxx		

Qualified: qualifying perf. 1.86 (Q) or 12 best performers (q) advance to the Final

Triple Jump Women

Qualification

11 JUL 2013 / 19:30

Rank	Name	Nat	Date of Birth	Order	Result
1	PETROVA Gabriela	BUL	29 JUN 1992	2	13.57 Q
2	BRATKIC Maja	SLO	14 MAY 1991	3	13.44 q
3	DERKACH Daryia	ITA	27 MAR 1993	3	13.37 q
4	ALEKSANDROVA Hanna	UKR	11 JUL 1993	9	13.35 q
5	VASKOUSKAYA Iryna	BLR	2 APR 1991	2	13.34 q
6	DZINDZALETAITE Dovile	LTU	14 JUL 1993	5	13.33 q
7	BORODINA Yana	RUS	21 APR 1992	8	13.26 q
8	MATULE Santa	LAT	13 DEC 1992	8	13.24 q SB
9	CICANCI Tatiana	MDA	16 AUG 1992	4	13.21 q SB
10	ECKHARDT Neele	GER	2 JUL 1992	10	13.18 q
11	STERZING Elina	GER	30 MAY 1993	6	13.00 q
12	CALLEJA Andrea	ESP	3 OCT 1992	6	12.98 q
13	MORO Maria	ITA	22 MAY 1991	9	12.97
14	MAGS Shaina Anthony	POR	11 APR 1992	10	12.81
15	BABŠEK Saša	SLO	27 MAR 1992	7	12.80
16	MICKENAUTSCH Sabrina	GER	25 JUN 1993	4	12.80
17	KRAVCHENKO Kateryna	UKR	29 JAN 1992	5	12.55
18	KOREN Petra	SLO	30 JUL 1993	7	12.18 SB
19	KUCHARAVA Darya	BLR	14 NOV 1993	1	12.09
	ASSANI ISSOUF Jeanine	FRA	17 AUG 1992	1	NM

Results

Qualification (cont.)

Qualification		1		2		3	
1	PETROVA Gabriela	13.18	(-1.1)	13.57	(0.0)		
2	BRATKIC Maja	13.08	(-0.4)	13.07	(-0.3)	13.44	(0.0)
3	DERKACH Daryia	13.20	(-0.4)	x	(-0.2)	13.37	(-0.1)
4	ALEKSANDROVA Hanna	13.06	(-0.6)	13.35	(0.0)	13.07	(+0.7)
5	VASKOUSKAYA Iryna	13.34	(-0.4)	13.33	(+0.9)	12.93	(-0.7)
6	DZINDZALETAITE D	13.31	(+0.8)	13.33	(-0.4)	x	(-0.1)
7	BORODINA Yana	13.26	(-0.5)	13.26	(+0.9)	11.91	(+0.1)
8	MATULE Santa	12.93	(+0.7)	13.05	(-0.3)	13.24	(+1.0)
9	CICANCI Tatiana	12.83	(+0.3)	12.99	(+0.1)	13.21	(-0.8)
10	ECKHARDT Neele	12.81	(0.0)	13.10	(-0.3)	13.18	(+0.9)
11	STERZING Elina	13.00	(+0.5)	x	(0.0)	12.87	(-0.2)
12	CALLEJA Andrea	12.55	(0.0)	12.86	(+0.6)	12.98	(-0.6)
13	MORO Maria	12.72	(+0.6)	x	(-0.6)	12.97	(-0.1)
14	MAGS S	12.40	(+0.2)	12.81	(+1.1)	x	(+0.4)
15	BABŠEK Saša	12.52	(-0.5)	12.80	(+0.6)	12.36	(+0.5)
16	MICKENAUTSCH S	12.80	(+0.7)	11.51	(-0.1)	12.17	(0.0)
17	KRAVCHENKO K	12.55	(-0.1)	12.53	(+0.7)	12.54	(+1.0)
18	KOREN Petra	12.18	(-0.6)	x	(-0.2)	x	(+0.4)
19	KUCHARAVA Darya	12.09	(+0.9)	x	(0.0)	x	(-0.2)
	ASSANI ISSOUF J	x	(-1.2)	x	(+0.7)	x	(-1.3)

Triple Jump Women

Qualification Group A

11 JUL 2013 / 19:30

Rank	Name	Nat	Date of Birth	Order	Result	
1	PETROVA Gabriela	BUL	29 JUN 1992	2	13.57	Q
2	DERKACH Daryia	ITA	27 MAR 1993	3	13.37	q
3	ALEKSANDROVA Hanna	UKR	11 JUL 1993	9	13.35	q
4	DZINDZALETAITE Dovile	LTU	14 JUL 1993	5	13.33	q
5	MATULE Santa	LAT	13 DEC 1992	8	13.24	q SB
6	CICANCI Tatiana	MDA	16 AUG 1992	4	13.21	q SB
7	ECKHARDT Neele	GER	2 JUL 1992	10	13.18	q
8	CALLEJA Andrea	ESP	3 OCT 1992	6	12.98	q
9	BABŠEK Saša	SLO	27 MAR 1992	7	12.80	
10	KUCHARAVA Darya	BLR	14 NOV 1993	1	12.09	

		1		2		3	
1	PETROVA Gabriela	13.18	(-1.1)	13.57	(0.0)		
2	DERKACH Daryia	13.20	(-0.4)	x	(-0.2)	13.37	(-0.1)
3	ALEKSANDROVA Hanna	13.06	(-0.6)	13.35	(0.0)	13.07	(+0.7)
4	DZINDZALETAITE D	13.31	(+0.8)	13.33	(-0.4)	x	(-0.1)
5	MATULE Santa	12.93	(+0.7)	13.05	(-0.3)	13.24	(+1.0)
6	CICANCI Tatiana	12.83	(+0.3)	12.99	(+0.1)	13.21	(-0.8)
7	ECKHARDT Neele	12.81	(0.0)	13.10	(-0.3)	13.18	(+0.9)
8	CALLEJA Andrea	12.55	(0.0)	12.86	(+0.6)	12.98	(-0.6)
9	BABŠEK Saša	12.52	(-0.5)	12.80	(+0.6)	12.36	(+0.5)
10	KUCHARAVA Darya	12.09	(+0.9)	x	(0.0)	x	(-0.2)


Triple Jump Women

Qualification Group B

11 JUL 2013 / 19:30

Rank	Name	Nat	Date of Birth	Order	Result	
1	BRATKIC Maja	SLO	14 MAY 1991	3	13.44	q
2	VASKOUSKAYA Iryna	BLR	2 APR 1991	2	13.34	q
3	BORODINA Yana	RUS	21 APR 1992	8	13.26	q
4	STERZING Elina	GER	30 MAY 1993	6	13.00	q
5	MORO Maria	ITA	22 MAY 1991	9	12.97	
6	MAGS Shaina Anthony	POR	11 APR 1992	10	12.81	
7	MICKENAUTSCH Sabrina	GER	25 JUN 1993	4	12.80	
8	KRAVCHENKO Kateryna	UKR	29 JAN 1992	5	12.55	
9	KOREN Petra	SLO	30 JUL 1993	7	12.18	SB
	ASSANI ISSOUF Jeanine	FRA	17 AUG 1992	1	NM	

INTERNET Service: www.european-athletics.org

Timing, Measurement & Data Service by  OMEGA

printed at WED 17 JUL 2013 13:24

Page 30 of 42

Results

Qualification Group B (cont.)

Qualification Group B				1		2		3	
1	BRATKIC Maja	13.08	(-0.4)	13.07	(-0.3)	13.44	(0.0)		
2	VASKOUSKAYA Iryna	13.34	(-0.4)	13.33	(+0.9)	12.93	(-0.7)		
3	BORODINA Yana	13.26	(-0.5)	13.26	(+0.9)	11.91	(+0.1)		
4	STERZING Elina	13.00	(+0.5)	x	(0.0)	12.87	(-0.2)		
5	MORO Maria	12.72	(+0.6)	x	(-0.6)	12.97	(-0.1)		
6	MAGS S	12.40	(+0.2)	12.81	(+1.1)	x	(+0.4)		
7	MICKENAUTSCH S	12.80	(+0.7)	11.51	(-0.1)	12.17	(0.0)		
8	KRAVCHENKO K	12.55	(-0.1)	12.53	(+0.7)	12.54	(+1.0)		
9	KOREN Petra	12.18	(-0.6)	x	(-0.2)	x	(+0.4)		
	ASSANI ISSOUF J	x	(-1.2)	x	(+0.7)	x	(-1.3)		

Qualified: qualifying perf. 13.45 (Q) or 12 best performers (q) advance to the Final

Decathlon

100m 11 JUL 2013 / 10:00

Rank	Name	Nat	Date of Birth	Lane	Result	Points
1	SALURI Karl-Robert	EST	6 AUG 1993	7	10.80	906 PB
2	KAZMIREK Kai	GER	16 AUG 1991	3	10.81	903 PB
3	LELIÈVRE Jérémy	FRA	8 FEB 1991	5	10.85	894 PB
4	HOCK Johannes	GER	24 MAR 1992	8	10.93	876
5	OLSON Petter	SWE	14 FEB 1991	6	10.96	870 SB
6	SHKURENYOV Ilya	RUS	11 JAN 1991	6	11.05	850
7	HELCELET Adam	CZE	27 OCT 1991	2	11.10	838
8	ROE Martin	NOR	1 APR 1992	8	11.10	838
9	ALBERTO Dominik	SUI	28 APR 1992	6	11.11	836
9	HÓDOSI Máté	HUN	28 MAY 1993	2	11.11	836
11	BRYANT Ashley	GBR	17 MAY 1991	8	11.12	834
12	WIESIOLEK Pawel	POL	13 AUG 1991	7	11.13	832
13	FOLACCI Alexandre	FRA	26 MAR 1991	8	11.15	827
14	ROSENQUIST Fabian	SWE	1 APR 1991	2	11.18	821 SB
15	LUKÁŠ Marek	CZE	16 JUL 1991	7	11.19	819 PB
16	SCHERFOSE Patrick	GER	28 NOV 1991	4	11.20	817
17	HASSI Juuso	FIN	4 APR 1993	3	11.21	814 PB
17	IVANYTSKYI Vasyl	UKR	29 JAN 1991	3	11.21	814
19	LOOSLI Christian	SUI	12 JUN 1992	4	11.23	810
20	YLÖSTALO Otto	FIN	4 FEB 1991	3	11.25	806 SB
21	DODIG Dino	SRB	25 MAR 1993	5	11.26	804
22	PITTMOVILS Niels	BEL	18 JUL 1992	2	11.34	786 PB
23	JORDÁN Jonay	ESP	12 MAY 1991	5	11.35	784
24	BRAUN Pieter	NED	21 JAN 1993	6	11.36	782 SB
25	ZIKEYEV Dmitriy	RUS	9 JAN 1991	4	11.52	748
26	PEŠIC Darko	MNE	30 NOV 1992	4	11.62	728
27	SPIRYN Aliaksei	BLR	3 JUN 1992	5	11.67	717
28	FAJOYOMI Viktor	HUN	27 MAR 1991	7	11.69	713


Decathlon

100m - Heat 1/4 11 JUL 2013 / 10:00

Wind: -0.2 m/s

Rank	Name	Nat	Date of Birth	Lane	Reaction time	Result	Points
1	FOLACCI Alexandre	FRA	26 MAR 1991	8	0.155	11.15	827
2	LUKÁŠ Marek	CZE	16 JUL 1991	7	0.225	11.19	819 PB
3	YLÖSTALO Otto	FIN	4 FEB 1991	3	0.140	11.25	806 SB
4	PITTMOVILS Niels	BEL	18 JUL 1992	2	0.159	11.34	786 PB
5	BRAUN Pieter	NED	21 JAN 1993	6	0.166	11.36	782 SB
6	PEŠIC Darko	MNE	30 NOV 1992	4	0.236	11.62	728
7	SPIRYN Aliaksei	BLR	3 JUN 1992	5	0.205	11.67	717

INTERNET Service: www.european-athletics.org

Timing, Measurement & Data Service by  OMEGA

printed at WED 17 JUL 2013 13:24

Page 31 of 42

Results

Decathlon

100m - Heat 2/4

11 JUL 2013 / 10:08

Wind: -1.0 m/s

Rank	Name	Nat	Date of Birth	Lane	Reaction time	Result	Points
1	OLSON Petter	SWE	14 FEB 1991	6	0.162	10.96	870 SB
2	BRYANT Ashley	GBR	17 MAY 1991	8	0.204	11.12	834
3	ROSENQUIST Fabian	SWE	1 APR 1991	2	0.148	11.18	821 SB
4	HASSI Juuso	FIN	4 APR 1993	3	0.151	11.21	814 PB
5	JORDAN Jonay	ESP	12 MAY 1991	5	0.152	11.35	784
6	ZIKEYEV Dmitriy	RUS	9 JAN 1991	4	0.187	11.52	748
7	FAJOYOMI Viktor	HUN	27 MAR 1991	7	0.167	11.69	713

Decathlon

100m - Heat 3/4

11 JUL 2013 / 10:16

Wind: +0.4 m/s

Rank	Name	Nat	Date of Birth	Lane	Reaction time	Result	Points
1	HELCELET Adam	CZE	27 OCT 1991	2	0.167	11.10	838
2	ROE Martin	NOR	1 APR 1992	8	0.165	11.10	838
3	ALBERTO Dominik	SUI	28 APR 1992	6	0.159	11.11	836
4	WIESIOLEK Pawel	POL	13 AUG 1991	7	0.173	11.13	832
5	IVANYTSKYI Vasyl	UKR	29 JAN 1991	3	0.147	11.21	814
6	LOOSLI Christian	SUI	12 JUN 1992	4	0.172	11.23	810
7	DODIG Dino	SRB	25 MAR 1993	5	0.221	11.26	804

Decathlon

100m - Heat 4/4

11 JUL 2013 / 10:24

Wind: +0.8 m/s

Rank	Name	Nat	Date of Birth	Lane	Reaction time	Result	Points
1	SALURI Karl-Robert	EST	6 AUG 1993	7	0.121	10.80	906 PB
2	KAZMIREK Kai	GER	16 AUG 1991	3	0.160	10.81	903 PB
3	LELIÈVRE Jérémy	FRA	8 FEB 1991	5	0.197	10.85	894 PB
4	HOCK Johannes	GER	24 MAR 1992	8	0.141	10.93	876
5	SHKURENYOV Ilya	RUS	11 JAN 1991	6	0.174	11.05	850
6	HÓDOSI Máté	HUN	28 MAY 1993	2	0.167	11.11	836
7	SCHERFOSE Patrick	GER	28 NOV 1991	4	0.161	11.20	817

Results

Decathlon
400m

11 JUL 2013 / 20:25

Rank	Name	Nat	Date of Birth	Lane	Result	Points
1	KAZMIREK Kai	GER	16 AUG 1991	2	46.98	959 SB
2	LELIÈVRE Jérémy	FRA	8 FEB 1991	8	48.15	902
3	ROSENQUIST Fabian	SWE	1 APR 1991	4	48.17	901 PB
4	BRYANT Ashley	GBR	17 MAY 1991	3	48.22	899
5	SHKURENYOV Ilya	RUS	11 JAN 1991	4	48.78	872 PB
6	LOOSLI Christian	SUI	12 JUN 1992	6	48.85	868 PB
7	DODIG Dino	SRB	25 MAR 1993	6	49.07	858
8	OLSON Petter	SWE	14 FEB 1991	7	49.11	856 SB
9	HELCELET Adam	CZE	27 OCT 1991	7	49.22	851 SB
10	WESIOLEK Pawel	POL	13 AUG 1991	6	49.23	850 PB
11	ALBERTO Dominik	SUI	28 APR 1992	5	49.41	842
12	HOCK Johannes	GER	24 MAR 1992	3	49.61	833 =PB
13	BRAUN Pieter	NED	21 JAN 1993	3	49.88	820 SB
14	HASSI Juuso	FIN	4 APR 1993	5	49.91	819 SB
15	PITTMOVILS Niels	BEL	18 JUL 1992	4	49.96	816 PB
16	JORDÁN Jonay	ESP	12 MAY 1991	8	50.12	809 SB
17	LUKÁŠ Marek	CZE	16 JUL 1991	5	50.20	805 PB
18	ROE Martin	NOR	1 APR 1992	7	50.23	804
19	FOLACCI Alexandre	FRA	26 MAR 1991	7	50.36	798 SB
20	YLÖSTALO Otto	FIN	4 FEB 1991	2	51.06	766 PB
21	SCHERFOSE Patrick	GER	28 NOV 1991	3	51.15	762
22	IVANYTSKYI Vasyi	UKR	29 JAN 1991	2	51.34	754
23	PEŠIĆ Darko	MNE	30 NOV 1992	4	51.41	751 PB
24	SPIRYN Aliaksei	BLR	3 JUN 1992	6	51.61	742
	ZIKEYEV Dmitriy	RUS	9 JAN 1991	8	DQ	0 R 163.3a
	FAJOYOMI Viktor	HUN	27 MAR 1991	5	DNS	
	HÓDOSI Máté	HUN	28 MAY 1993	8	DNS	
	SALURI Karl-Robert	EST	6 AUG 1993	2	DNS	

Decathlon
400m - Heat 1/4

11 JUL 2013 / 20:25


Rank	Name	Nat	Date of Birth	Lane	Reaction time	Result	Points
1	LUKÁŠ Marek	CZE	16 JUL 1991	5	0.195	50.20	805 PB
2	FOLACCI Alexandre	FRA	26 MAR 1991	7	0.175	50.36	798 SB
3	YLÖSTALO Otto	FIN	4 FEB 1991	2	0.151	51.06	766 PB
4	SCHERFOSE Patrick	GER	28 NOV 1991	3	0.172	51.15	762
5	PEŠIĆ Darko	MNE	30 NOV 1992	4	0.169	51.41	751 PB
6	SPIRYN Aliaksei	BLR	3 JUN 1992	6	0.165	51.61	742
	ZIKEYEV Dmitriy	RUS	9 JAN 1991	8	0.231	DQ	0 R 163.3a

Decathlon
400m - Heat 2/4

11 JUL 2013 / 20:32

Rank	Name	Nat	Date of Birth	Lane	Reaction time	Result	Points
1	LOOSLI Christian	SUI	12 JUN 1992	6	0.174	48.85	868 PB
2	HELCELET Adam	CZE	27 OCT 1991	7	0.189	49.22	851 SB
3	BRAUN Pieter	NED	21 JAN 1993	3	0.182	49.88	820 SB
4	HASSI Juuso	FIN	4 APR 1993	5	0.168	49.91	819 SB
5	PITTMOVILS Niels	BEL	18 JUL 1992	4	0.164	49.96	816 PB
6	JORDÁN Jonay	ESP	12 MAY 1991	8	0.165	50.12	809 SB
7	IVANYTSKYI Vasyi	UKR	29 JAN 1991	2	0.151	51.34	754

INTERNET Service: www.european-athletics.org

Timing, Measurement & Data Service by  OMEGA

printed at WED 17 JUL 2013 13:24

Page 33 of 42

Results

Decathlon

400m - Heat 3/4

11 JUL 2013 / 20:39

Rank	Name	Nat	Date of Birth	Lane	Reaction time	Result	Points
1	SHKURENYOV Ilya	RUS	11 JAN 1991	4	0.171	48.78	872 PB
2	WIESIOLEK Pawel	POL	13 AUG 1991	6	0.195	49.23	850 PB
3	HOCK Johannes	GER	24 MAR 1992	3	0.152	49.61	833 =PB
4	ROE Martin	NOR	1 APR 1992	7	0.160	50.23	804
	FAJOYOMI Viktor	HUN	27 MAR 1991	5		DNS	
	HÓDOSI Máté	HUN	28 MAY 1993	8		DNS	
	SALURI Karl-Robert	EST	6 AUG 1993	2		DNS	

Decathlon

400m - Heat 4/4

11 JUL 2013 / 20:46

Rank	Name	Nat	Date of Birth	Lane	Reaction time	Result	Points
1	KAZMIREK Kai	GER	16 AUG 1991	2	0.141	46.98	959 SB
2	LELIÈVRE Jérémy	FRA	8 FEB 1991	8	0.214	48.15	902
3	ROSENQUIST Fabian	SWE	1 APR 1991	4	0.152	48.17	901 PB
4	BRYANT Ashley	GBR	17 MAY 1991	3	0.235	48.22	899
5	DODIG Dino	SRB	25 MAR 1993	6	0.192	49.07	858
6	OLSON Petter	SWE	14 FEB 1991	7	0.145	49.11	856 SB
7	ALBERTO Dominik	SUI	28 APR 1992	5	0.155	49.41	842

Results

Decathlon
High Jump

11 JUL 2013 / 17:00

Rank	Name	Nat	Date of Birth	Order	Result	Points
1	IVANYTSKYI Vasyl	UKR	29 JAN 1991	10	2.04	840 =PB
2	SHKURENYOV Ilya	RUS	11 JAN 1991	4	2.04	840
3	KAZMIREK Kai	GER	16 AUG 1991	12	2.04	868
4	HELCELET Adam	CZE	27 OCT 1991	9	2.04	840 SB
5	SPIRYN Aliaksei	BLR	3 JUN 1992	10	2.01	813
6	DODIG Dino	SRB	25 MAR 1993	5	2.01	813
7	ZIKEYEV Dmitriy	RUS	9 JAN 1991	5	2.01	813 PB
8	ROSENQUIST Fabian	SWE	1 APR 1991	8	2.01	813 PB
9	WIESIOLEK Pawel	POL	13 AUG 1991	8	1.98	785
10	LOOSLI Christian	SUI	12 JUN 1992	1	1.98	785
11	PEŠIĆ Darko	MNE	30 NOV 1992	11	1.98	785 SB
12	OLSON Petter	SWE	14 FEB 1991	12	1.95	758 SB
12	PITTMVILS Niels	BEL	18 JUL 1992	14	1.95	758
14	FOLACCI Alexandre	FRA	26 MAR 1991	3	1.95	758 SB
15	BRYANT Ashley	GBR	17 MAY 1991	7	1.95	758 =PB
16	JORDÁN Jonay	ESP	12 MAY 1991	3	1.95	758
17	YLÖSTALO Otto	FIN	4 FEB 1991	4	1.95	758 PB
18	ALBERTO Dominik	SUI	28 APR 1992	2	1.92	731 =SB
19	HASSI Juuso	FIN	4 APR 1993	9	1.89	705
20	BRAUN Pieter	NED	21 JAN 1993	6	1.89	705
20	LUKÁŠ Marek	CZE	16 JUL 1991	7	1.89	705 PB
22	SCHERFOSE Patrick	GER	28 NOV 1991	11	1.89	705 SB
23	LELIÈVRE Jérémy	FRA	8 FEB 1991	14	1.86	679
24	ROE Martin	NOR	1 APR 1992	1	1.86	679
25	HOCK Johannes	GER	24 MAR 1992	2	1.83	653
	FAJOYOMI Viktor	HUN	27 MAR 1991	13	DNS	
	HÓDOSI Máté	HUN	28 MAY 1993	6	DNS	
	SALURI Karl-Robert	EST	6 AUG 1993	13	DNS	

1.65 1.68 1.71 1.74 1.77 1.80 1.83 1.86 1.89 1.92 1.95 1.98 2.01 2.04 2.07 2.10 2.13

1	IVANYTSKYI Vasyl	-	-	-	-	-	-	xo	o	o	o	xxo	o			
2	SHKURENYOV Ilya	-	-	-	-	-	-	xo	o	o	o	xxo	xo	x		
3	KAZMIREK Kai	-	-	-	-	-	o	-	o	-	o	o	xxo			
4	HELCELET Adam	-	-	-	-	-	-	o	o	o	xxo	xxo	xxo	x		
5	SPIRYN Aliaksei	-	-	-	-	o	o	o	xo	o	xo	o	xxx			
6	DODIG Dino	-	-	-	-	-	-	o	o	-	o	xxo	xxx			
7	ZIKEYEV Dmitriy	-	-	o	-	o	-	o	o	o	xo	xxo	xxx			
8	ROSENQUIST Fabian	-	-	-	-	o	-	o	o	xo	xo	xxo	xxx			
9	WIESIOLEK Pawel	-	-	-	-	o	xo	xxo	o	o	o	xxx				
10	LOOSLI Christian	-	-	-	-	o	-	o	xo	o	xxo	xxx				
11	PEŠIĆ Darko	-	-	-	-	o	-	o	o	xxo	xxo	xxx				
12	OLSON Petter	-	-	-	-	o	-	o	o	o	xxx					
12	PITTMVILS Niels	-	-	-	-	o	o	o	o	o	xxx					
14	FOLACCI Alexandre	-	-	-	-	o	o	o	xxo	o	xxx					
15	BRYANT Ashley	-	-	-	o	-	xo	xxo	o	o	xxx					
16	JORDÁN Jonay	-	-	-	-	o	-	xo	o	xo	xxx					
17	YLÖSTALO Otto	-	-	-	o	-	o	o	xo	xxo	r					
18	ALBERTO Dominik	-	-	-	-	o	o	o	xo	xxx	xxx					
19	HASSI Juuso	-	-	-	o	-	o	o	xxx							
20	BRAUN Pieter	-	-	-	-	o	-	xo	o	xxx						
20	LUKÁŠ Marek	-	-	-	o	o	o	xo	o	xxx						
22	SCHERFOSE Patrick	-	-	-	o	o	o	o	xxo	xxx						
23	LELIÈVRE Jérémy	-	-	-	-	o	o	o	xxx							
24	ROE Martin	-	-	-	-	o	xo	o	xxx							
25	HOCK Johannes	-	-	-	-	-	xo	xxx								
	FAJOYOMI Viktor															
	HÓDOSI Máté															
	SALURI Karl-Robert															

Results

Decathlon
High Jump - Group A
11 JUL 2013 / 17:00

Rank	Name	Nat	Date of Birth	Order	Result	Points
1	SPIRYN Aliaksei	BLR	3 JUN 1992	10	2.01	813
2	ZIKEYEV Dmitriy	RUS	9 JAN 1991	5	2.01	813 PB
3	ROSENQUIST Fabian	SWE	1 APR 1991	8	2.01	813 PB
4	OLSON Petter	SWE	14 FEB 1991	12	1.95	758 SB
5	FOLACCI Alexandre	FRA	26 MAR 1991	3	1.95	758 SB
6	YLÖSTALO Otto	FIN	4 FEB 1991	4	1.95	758 PB
7	ALBERTO Dominik	SUI	28 APR 1992	2	1.92	731 =SB
8	HASSI Juuso	FIN	4 APR 1993	9	1.89	705
9	BRAUN Pieter	NED	21 JAN 1993	6	1.89	705
9	LUKÁŠ Marek	CZE	16 JUL 1991	7	1.89	705 PB
11	SCHERFOSE Patrick	GER	28 NOV 1991	11	1.89	705 SB
12	LELIÈVRE Jérémy	FRA	8 FEB 1991	14	1.86	679
13	ROE Martin	NOR	1 APR 1992	1	1.86	679
	SALURI Karl-Robert	EST	6 AUG 1993	13	DNS	

		1.65	1.68	1.71	1.74	1.77	1.80	1.83	1.86	1.89	1.92	1.95	1.98	2.01	2.04
1	SPIRYN Aliaksei	-	-	-	-	-	-	0	0	0	xo	o	xo	o	xxx
2	ZIKEYEV Dmitriy	-	-	-	o	-	o	-	o	-	o	o	xo	xxo	xxx
3	ROSENQUIST Fabian	-	-	-	-	-	-	o	-	o	o	xo	xo	xxo	xxx
4	OLSON Petter	-	-	-	-	-	o	-	o	o	o	xxx			
5	FOLACCI Alexandre	-	-	-	-	-	o	o	o	o	xxo	o	xxx		
6	YLÖSTALO Otto	-	-	-	-	o	-	o	o	o	xo	xxo	r		
7	ALBERTO Dominik	-	-	-	-	-	o	o	o	xo	xxo	xxx			
8	HASSI Juuso	-	-	-	-	o	-	o	o	o	xxx				
9	BRAUN Pieter	-	-	-	-	-	o	-	xo	o	xxx				
9	LUKÁŠ Marek	-	-	-	-	o	o	o	xo	o	xxx				
11	SCHERFOSE Patrick	-	-	-	-	o	o	o	o	xxo	xxx				
12	LELIÈVRE Jérémy	-	-	-	-	-	o	o	o	xxx					
13	ROE Martin	-	-	-	-	-	o	xo	o	xxx					

Decathlon
High Jump - Group B
11 JUL 2013 / 17:00

Rank	Name	Nat	Date of Birth	Order	Result	Points
1	KAZMIREK Kai	GER	16 AUG 1991	12	2.07	868
2	IVANYTSKYI Vasyl	UKR	29 JAN 1991	10	2.04	840 =PB
3	SHKURENYOV Ilya	RUS	11 JAN 1991	4	2.04	840
4	HELCELET Adam	CZE	27 OCT 1991	9	2.04	840 SB
5	DODIG Dino	SRB	25 MAR 1993	5	2.01	813
6	WIESIOLEK Pawel	POL	13 AUG 1991	8	1.98	785
7	LOOSLI Christian	SUI	12 JUN 1992	1	1.98	785
8	PEŠIĆ Darko	MNE	30 NOV 1992	11	1.98	785 SB
9	PITTMOVILS Niels	BEL	18 JUL 1992	14	1.95	758
10	BRYANT Ashley	GBR	17 MAY 1991	7	1.95	758 =PB
11	JORDÁN Jonay	ESP	12 MAY 1991	3	1.95	758
12	HOCK Johannes	GER	24 MAR 1992	2	1.83	653
	FAJOYOMI Viktor	HUN	27 MAR 1991	13	DNS	
	HÓDOSI Máté	HUN	28 MAY 1993	6	DNS	

Results

High Jump - Group B (cont.)

High Jump - Group B		1.65	1.68	1.71	1.74	1.77	1.80	1.83	1.86	1.89	1.92	1.95	1.98	2.01	2.04	2.07	2.10
1	KAZMIREK Kai	-	-	-	-	-	-	-	0	-	0	-	0	0	XXO	XO	XXX
2	IVANYTSKYI Vasyi	-	-	-	-	-	-	-	-	XO	0	0	0	XXO	0	XXX	
3	SHKURENYOV Ilya	-	-	-	-	-	-	-	-	XO	0	0	0	XXO	XO	XXX	
4	HELCELET Adam	-	-	-	-	-	-	-	-	0	0	0	XO	XXO	XXO	XXX	
5	DODIG Dino	-	-	-	-	-	-	-	-	0	0	-	0	XO	XXX		
6	WIESIOLEK Pawel	-	-	-	-	-	0	-	XO	XXO	0	0	0	XXX			
7	LOOSLI Christian	-	-	-	-	-	-	-	0	-	XO	0	0	XXO	XXX		
8	PEŠIC Darko	-	-	-	-	-	-	0	-	0	0	XXO	XXO	XXX			
9	PITTMOVILS Niels	-	-	-	-	-	-	0	0	0	0	0	XXX				
10	BRYANT Ashley	-	-	-	-	0	-	XO	XXO	0	0	0	XXX				
11	JORDÁN Jonay	-	-	-	-	-	-	0	-	XO	0	XO	XXX				
12	HOCK Johannes	-	-	-	-	-	-	XO	XXX								
	FAJOYOMI Viktor																
	HÓDOSI Máté																

Decathlon

Long Jump

11 JUL 2013 / 11:00

Rank	Name	Nat	Date of Birth	Order	Result	Points
1	KAZMIREK Kai	GER	16 AUG 1991	4	7.58	955 PB
2	BRYANT Ashley	GBR	17 MAY 1991	2	7.53	942 PB
3	ROSENQUIST Fabian	SWE	1 APR 1991	13	7.52	940 PB
4	IVANYTSKYI Vasyi	UKR	29 JAN 1991	3	7.39	908
5	HELCELET Adam	CZE	27 OCT 1991	11	7.36	900 SB
6	SHKURENYOV Ilya	RUS	11 JAN 1991	1	7.35	898
7	BRAUN Pieter	NED	21 JAN 1993	8	7.16	852
8	SALURI Karl-Robert	EST	6 AUG 1993	3	7.16	852 SB
9	YLÖSTALO Otto	FIN	4 FEB 1991	1	7.11	840 SB
10	ROE Martin	NOR	1 APR 1992	14	7.09	835 SB
11	WIESIOLEK Pawel	POL	13 AUG 1991	5	7.07	830
12	HOCK Johannes	GER	24 MAR 1992	14	7.06	828
13	ZIKEYEV Dmitriy	RUS	9 JAN 1991	10	7.05	826
14	LELIÈVRE Jérémy	FRA	8 FEB 1991	12	7.04	823
15	FAJOYOMI Viktor	HUN	27 MAR 1991	7	7.02	818
16	SCHERFOSE Patrick	GER	28 NOV 1991	9	7.01	816
17	FOLACCI Alexandre	FRA	26 MAR 1991	6	6.99	811 PB
18	JORDÁN Jonay	ESP	12 MAY 1991	4	6.97	807 SB
19	LOOSLI Christian	SUI	12 JUN 1992	8	6.96	804
20	OLSON Petter	SWE	14 FEB 1991	12	6.92	795 SB
21	PITTMOVILS Niels	BEL	18 JUL 1992	11	6.92	795 PB
22	ALBERTO Dominik	SUI	28 APR 1992	13	6.92	795 PB
23	PEŠIC Darko	MNE	30 NOV 1992	6	6.91	792
24	LUKÁŠ Marek	CZE	16 JUL 1991	7	6.87	783
25	HASSI Juuso	FIN	4 APR 1993	5	6.78	762
26	SPIRYN Aliaksei	BLR	3 JUN 1992	2	6.69	741
27	DODIG Dino	SRB	25 MAR 1993	9	6.62	725
	HÓDOSI Máté	HUN	28 MAY 1993	10	NM	0

Results

Long Jump (cont.)

Long Jump	1	2	3	
1	KAZMIREK Kai	7.36 (-0.6)	7.49 (+0.7)	7.58 (-1.3)
2	BRYANT Ashley	7.35 (+1.1)	7.51 (+0.1)	7.53 (+0.2)
3	ROSENQUIST Fabian	7.52 (+0.6)	7.52 (-0.1)	x (0.0)
4	IVANYTSKYI Vasyil	7.39 (+1.0)	7.38 (-0.4)	7.36 (-0.2)
5	HELCELET Adam	7.20 (-0.1)	7.36 (+0.9)	7.17 (+1.4)
6	SHKURENYOV Ilya	7.11 (+0.1)	7.29 (+0.4)	7.35 (+0.3)
7	BRAUN Pieter	7.16 (+0.6)	7.11 (+0.1)	x (-0.1)
8	SALURI Karl-Robert	x (+0.2)	x (+1.0)	7.16 (+0.1)
9	YLÖSTALO Otto	7.11 (-0.7)	x (+0.6)	6.75 (-0.1)
10	ROE Martin	6.32 (-0.3)	6.83 (+0.4)	7.09 (+0.7)
11	WIESIOLEK Pawel	6.98 (-0.5)	7.07 (+0.4)	x (+0.7)
12	HOCK Johannes	x (+1.1)	7.06 (-0.1)	7.04 (+0.9)
13	ZIKEYEV Dmitriy	7.00 (-0.3)	7.01 (0.0)	7.05 (-0.4)
14	LELIEVRE Jérémy	7.04 (+0.5)	6.98 (+2.2)	x (-0.4)
15	FAJOYOMI Viktor	6.91 (-0.3)	x (-0.3)	7.02 (-0.7)
16	SCHERFOSE Patrick	6.86 (+2.3)	6.95 (+1.4)	7.01 (+0.9)
17	FOLACCI Alexandre	x (+1.5)	6.62 (+1.3)	6.99 (+0.5)
18	JORDÁN Jonay	6.71 (-2.0)	6.97 (+0.5)	6.84 (+0.6)
19	LOOSLI Christian	6.96 (+1.0)	x (+1.2)	6.76 (-0.4)
20	OLSON Petter	6.92 (+1.2)	x (-0.3)	6.87 (+0.1)
21	PITTMOVILS Niels	x (+0.2)	6.53 (+0.9)	6.92 (-0.2)
22	ALBERTO Dominik	x (+1.1)	6.92 (+0.8)	x (+0.6)
23	PEŠIĆ Darko	6.91 (+0.2)	6.79 (+0.2)	6.76 (+0.9)
24	LUKÁŠ Marek	x (+0.8)	6.63 (-0.6)	6.87 (0.0)
25	HASSI Juuso	6.78 (+0.1)	x (+0.4)	6.57 (-0.1)
26	SPIRYN Aliaksei	6.69 (+0.6)	6.30 (-0.1)	6.33 (-0.6)
27	DODIG Dino	6.29 (-0.2)	6.62 (+0.4)	6.60 (+0.1)
	HÓDOSI Máté	-	-	-

Decathlon


Long Jump - Group A

11 JUL 2013 / 11:00

Rank	Name	Nat	Date of Birth	Order	Result	Points
1	SALURI Karl-Robert	EST	6 AUG 1993	3	7.16	852 SB
2	YLÖSTALO Otto	FIN	4 FEB 1991	1	7.11	840 SB
3	ROE Martin	NOR	1 APR 1992	14	7.09	835 SB
4	ZIKEYEV Dmitriy	RUS	9 JAN 1991	10	7.05	826
5	FOLACCI Alexandre	FRA	26 MAR 1991	6	6.99	811 PB
6	JORDÁN Jonay	ESP	12 MAY 1991	4	6.97	807 SB
7	LOOSLI Christian	SUI	12 JUN 1992	8	6.96	804
8	OLSON Petter	SWE	14 FEB 1991	12	6.92	795 SB
9	PITTMOVILS Niels	BEL	18 JUL 1992	11	6.92	795 PB
10	ALBERTO Dominik	SUI	28 APR 1992	13	6.92	795 PB
11	LUKÁŠ Marek	CZE	16 JUL 1991	7	6.87	783
12	HASSI Juuso	FIN	4 APR 1993	5	6.78	762
13	SPIRYN Aliaksei	BLR	3 JUN 1992	2	6.69	741
14	DODIG Dino	SRB	25 MAR 1993	9	6.62	725

	1	2	3	
1	SALURI Karl-Robert	x (+0.2)	x (+1.0)	7.16 (+0.1)
2	YLÖSTALO Otto	7.11 (-0.7)	x (+0.6)	6.75 (-0.1)
3	ROE Martin	6.32 (-0.3)	6.83 (+0.4)	7.09 (+0.7)
4	ZIKEYEV Dmitriy	7.00 (-0.3)	7.01 (0.0)	7.05 (-0.4)
5	FOLACCI Alexandre	x (+1.5)	6.62 (+1.3)	6.99 (+0.5)
6	JORDÁN Jonay	6.71 (-2.0)	6.97 (+0.5)	6.84 (+0.6)
7	LOOSLI Christian	6.96 (+1.0)	x (+1.2)	6.76 (-0.4)
8	OLSON Petter	6.92 (+1.2)	x (-0.3)	6.87 (+0.1)
9	PITTMOVILS Niels	x (+0.2)	6.53 (+0.9)	6.92 (-0.2)
10	ALBERTO Dominik	x (+1.1)	6.92 (+0.8)	x (+0.6)
11	LUKÁŠ Marek	x (+0.8)	6.63 (-0.6)	6.87 (0.0)
12	HASSI Juuso	6.78 (+0.1)	x (+0.4)	6.57 (-0.1)
13	SPIRYN Aliaksei	6.69 (+0.6)	6.30 (-0.1)	6.33 (-0.6)
14	DODIG Dino	6.29 (-0.2)	6.62 (+0.4)	6.60 (+0.1)

INTERNET Service: www.european-athletics.org

Timing, Measurement & Data Service by  OMEGA

printed at WED 17 JUL 2013 13:24

Page 38 of 42

Results

Decathlon

Long Jump - Group B

11 JUL 2013 / 11:00

Rank	Name	Nat	Date of Birth	Order	Result	Points
1	KAZMIREK Kai	GER	16 AUG 1991	4	7.58	955 PB
2	BRYANT Ashley	GBR	17 MAY 1991	2	7.53	942 PB
3	ROSENQUIST Fabian	SWE	1 APR 1991	13	7.52	940 PB
4	IVANYTSKYI Vasyi	UKR	29 JAN 1991	3	7.39	908
5	HELCELET Adam	CZE	27 OCT 1991	11	7.36	900 SB
6	SHKURENYOV Ilya	RUS	11 JAN 1991	1	7.35	898
7	BRAUN Pieter	NED	21 JAN 1993	8	7.16	852
8	WIESIOLEK Pawel	POL	13 AUG 1991	5	7.07	830
9	HOCK Johannes	GER	24 MAR 1992	14	7.06	828
10	LELIÈVRE Jérémy	FRA	8 FEB 1991	12	7.04	823
11	FAJOYOMI Viktor	HUN	27 MAR 1991	7	7.02	818
12	SCHERFOSE Patrick	GER	28 NOV 1991	9	7.01	816
13	PEŠIĆ Darko	MNE	30 NOV 1992	6	6.91	792
	HÓDOSI Máté	HUN	28 MAY 1993	10	NM	0

	1		2		3
1	KAZMIREK Kai	7.36 (-0.6)	7.49 (+0.7)	7.58 (-1.3)	
2	BRYANT Ashley	7.35 (+1.1)	7.51 (+0.1)	7.53 (+0.2)	
3	ROSENQUIST Fabian	7.52 (+0.6)	7.52 (-0.1)	x (0.0)	
4	IVANYTSKYI Vasyi	7.39 (+1.0)	7.38 (-0.4)	7.36 (-0.2)	
5	HELCELET Adam	7.20 (-0.1)	7.36 (+0.9)	7.17 (+1.4)	
6	SHKURENYOV Ilya	7.11 (+0.1)	7.29 (+0.4)	7.35 (+0.3)	
7	BRAUN Pieter	7.16 (+0.6)	7.11 (+0.1)	x (-0.1)	
8	WIESIOLEK Pawel	6.98 (-0.5)	7.07 (+0.4)	x (+0.7)	
9	HOCK Johannes	x (+1.1)	7.06 (-0.1)	7.04 (+0.9)	
10	LELIÈVRE Jérémy	7.04 (+0.5)	6.98 (+2.2)	x (-0.4)	
11	FAJOYOMI Viktor	6.91 (-0.3)	x (-0.3)	7.02 (-0.7)	
12	SCHERFOSE Patrick	6.86 (+2.3)	6.95 (+1.4)	7.01 (+0.9)	
13	PEŠIĆ Darko	6.91 (+0.2)	6.79 (+0.2)	6.76 (+0.9)	
	HÓDOSI Máté	-	-	-	

Results

Decathlon


Shot Put

11 JUL 2013 / 12:20

Rank	Name	Nat	Date of Birth	Order	Result	Points
1	LELIÈVRE Jérémy	FRA	8 FEB 1991	5	15.10	796
2	HOCK Johannes	GER	24 MAR 1992	1	14.99	789
3	HELCELET Adam	CZE	27 OCT 1991	14	14.45	756
4	ROE Martin	NOR	1 APR 1992	6	14.37	751
5	PEŠIĆ Darko	MNE	30 NOV 1992	7	14.20	741
6	SHKURENYOV Ilya	RUS	11 JAN 1991	4	13.98	727 PB
7	SPIRYN Aliaksei	BLR	3 JUN 1992	12	13.97	727
8	ZIKEYEV Dmitriy	RUS	9 JAN 1991	9	13.94	725
9	JORDÁN Jonay	ESP	12 MAY 1991	13	13.83	718
10	BRYANT Ashley	GBR	17 MAY 1991	12	13.76	714 PB
11	HASSI Juuso	FIN	4 APR 1993	10	13.71	711 PB
12	LUKÁŠ Marek	CZE	16 JUL 1991	9	13.59	703 PB
13	SCHERFOSE Patrick	GER	28 NOV 1991	11	13.35	689
14	YLÖSTALO Otto	FIN	4 FEB 1991	8	13.28	684
15	OLSON Petter	SWE	14 FEB 1991	6	13.16	677
16	SALURI Karl-Robert	EST	6 AUG 1993	7	13.15	676
17	KAZMIREK Kai	GER	16 AUG 1991	3	13.09	673
18	ALBERTO Dominik	SUI	28 APR 1992	1	13.02	668 SB
19	LOOSLI Christian	SUI	12 JUN 1992	5	12.94	664
20	ROSENQUIST Fabian	SWE	1 APR 1991	11	12.65	646
21	PITTMVILS Niels	BEL	18 JUL 1992	2	12.42	632
22	BRAUN Pieter	NED	21 JAN 1993	14	12.24	621
23	FOLACCI Alexandre	FRA	26 MAR 1991	4	11.99	606
24	IVANYTSKYI Vasyl	UKR	29 JAN 1991	8	11.94	603
25	DODIG Dino	SRB	25 MAR 1993	10	11.88	599 PB
26	FAJOYOMI Viktor	HUN	27 MAR 1991	3	11.61	583
27	WIESIOLEK Pawel	POL	13 AUG 1991	2	11.53	578
	HÓDOSI Máté	HUN	28 MAY 1993	13	DNS	

	1	2	3	
1	LELIÈVRE Jérémy	14.31	14.24	15.10
2	HOCK Johannes	14.06	14.93	14.99
3	HELCELET Adam	13.96	13.88	14.45
4	ROE Martin	14.31	x	14.37
5	PEŠIĆ Darko	13.87	14.20	x
6	SHKURENYOV Ilya	13.78	x	13.98
7	SPIRYN Aliaksei	13.54	13.97	13.76
8	ZIKEYEV Dmitriy	12.91	13.48	13.94
9	JORDÁN Jonay	13.16	13.83	x
10	BRYANT Ashley	13.49	13.66	13.76
11	HASSI Juuso	13.22	13.46	13.71
12	LUKÁŠ Marek	12.93	13.59	13.55
13	SCHERFOSE Patrick	13.09	13.33	13.35
14	YLÖSTALO Otto	12.02	13.28	x
15	OLSON Petter	13.11	13.16	12.71
16	SALURI Karl-Robert	12.81	12.80	13.15
17	KAZMIREK Kai	12.12	12.45	13.09
18	ALBERTO Dominik	12.44	x	13.02
19	LOOSLI Christian	12.78	12.94	12.32
20	ROSENQUIST Fabian	12.65	12.57	12.40
21	PITTMVILS Niels	12.42	x	x
22	BRAUN Pieter	11.78	x	12.24
23	FOLACCI Alexandre	11.99	x	11.80
24	IVANYTSKYI Vasyl	11.94	x	x
25	DODIG Dino	x	11.88	11.70
26	FAJOYOMI Viktor	x	11.61	x
27	WIESIOLEK Pawel	11.38	x	11.53
	HÓDOSI Máté			

INTERNET Service: www.european-athletics.org

Timing, Measurement & Data Service by  OMEGA

printed at WED 17 JUL 2013 13:24

Page 40 of 42

Results

Decathlon

Shot Put - Group A

11 JUL 2013 / 12:20

Rank	Name	Nat	Date of Birth	Order	Result	Points
1	SPIRYN Aliaksei	BLR	3 JUN 1992	12	13.97	727
2	LUKÁŠ Marek	CZE	16 JUL 1991	9	13.59	703 PB
3	OLSON Petter	SWE	14 FEB 1991	6	13.16	677
4	SALURI Karl-Robert	EST	6 AUG 1993	7	13.15	676
5	ALBERTO Dominik	SUI	28 APR 1992	1	13.02	668 SB
6	LOOSLI Christian	SUI	12 JUN 1992	5	12.94	664
7	ROSENQUIST Fabian	SWE	1 APR 1991	11	12.65	646
8	BRAUN Pieter	NED	21 JAN 1993	14	12.24	621
9	FOLACCI Alexandre	FRA	26 MAR 1991	4	11.99	606
10	IVANYTSKYI Vasyl	UKR	29 JAN 1991	8	11.94	603
11	DODIG Dino	SRB	25 MAR 1993	10	11.88	599 PB
12	FAJOYOMI Viktor	HUN	27 MAR 1991	3	11.61	583
13	WIESIOLEK Pawel	POL	13 AUG 1991	2	11.53	578
	HÓDOSI Máté	HUN	28 MAY 1993	13	DNS	

	1	2	3	
1	SPIRYN Aliaksei	13.54	13.97	13.76
2	LUKÁŠ Marek	12.93	13.59	13.55
3	OLSON Petter	13.11	13.16	12.71
4	SALURI Karl-Robert	12.81	12.80	13.15
5	ALBERTO Dominik	12.44	x	13.02
6	LOOSLI Christian	12.78	12.94	12.32
7	ROSENQUIST Fabian	12.65	12.57	12.40
8	BRAUN Pieter	11.78	x	12.24
9	FOLACCI Alexandre	11.99	x	11.80
10	IVANYTSKYI Vasyl	11.94	x	x
11	DODIG Dino	x	11.88	11.70
12	FAJOYOMI Viktor	x	11.61	x
13	WIESIOLEK Pawel	11.38	x	11.53
	HÓDOSI Máté			

Decathlon

Shot Put - Group B

11 JUL 2013 / 12:20

Rank	Name	Nat	Date of Birth	Order	Result	Points
1	LELIÈVRE Jérémy	FRA	8 FEB 1991	5	15.10	796
2	HOCK Johannes	GER	24 MAR 1992	1	14.99	789
3	HELCELET Adam	CZE	27 OCT 1991	14	14.45	756
4	ROE Martin	NOR	1 APR 1992	6	14.37	751
5	PEŠIĆ Darko	MNE	30 NOV 1992	7	14.20	741
6	SHKURENYOV Ilya	RUS	11 JAN 1991	4	13.98	727 PB
7	ZIKEYEV Dmitriy	RUS	9 JAN 1991	9	13.94	725
8	JORDÁN Jonay	ESP	12 MAY 1991	13	13.83	718
9	BRYANT Ashley	GBR	17 MAY 1991	12	13.76	714 PB
10	HASSI Juuso	FIN	4 APR 1993	10	13.71	711 PB
11	SCHERFOSE Patrick	GER	28 NOV 1991	11	13.35	689
12	YLÖSTALO Otto	FIN	4 FEB 1991	8	13.28	684
13	KAZMIREK Kai	GER	16 AUG 1991	3	13.09	673
14	PITTMVILS Niels	BEL	18 JUL 1992	2	12.42	632

Results


Shot Put - Group B (cont.)

Shot Put - Group B		1	2	3
1	LELIÈVRE Jérémy	14.31	14.24	15.10
2	HOCK Johannes	14.06	14.93	14.99
3	HELCELET Adam	13.96	13.88	14.45
4	ROE Martin	14.31	x	14.37
5	PEŠIĆ Darko	13.87	14.20	x
6	SHKURENYOV Ilya	13.78	x	13.98
7	ZIKEYEV Dmitriy	12.91	13.48	13.94
8	JORDÁN Jonay	13.16	13.83	x
9	BRYANT Ashley	13.49	13.66	13.76
10	HASSI Juuso	13.22	13.46	13.71
11	SCHERFOSE Patrick	13.09	13.33	13.35
12	YLÖSTALO Otto	12.02	13.28	x
13	KAZMIREK Kai	12.12	12.45	13.09
14	PITTMVILS Niels	12.42	x	x

Legend

=PB Equal Personal Best =SB Equal Season Best PB Personal Best SB Season Best

INTERNET Service: www.european-athletics.org

Timing, Measurement & Data Service by  OMEGA

printed at WED 17 JUL 2013 13:24

Page 42 of 42