

2015-16 MEDIA INFORMATION GUIDE

ONLINE HOCKEY LEAGUE

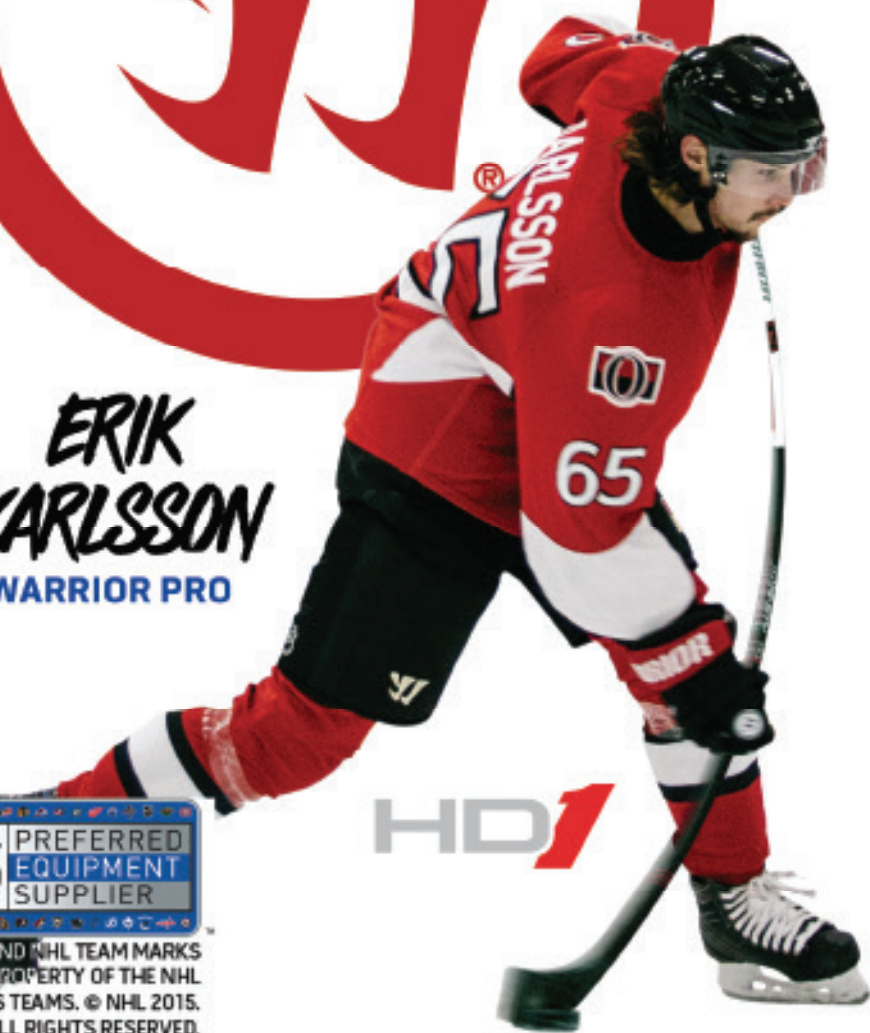


Connor McDavid
Erie Otters

1st Overall Pick 2015 NHL Entry Draft
Edmonton Oilers



**ERIK
KARLSSON**
WARRIOR PRO



NHL AND NHL TEAM MARKS
ARE PROPERTY OF THE NHL
AND ITS TEAMS. © NHL 2015.
ALL RIGHTS RESERVED.

HD 1

CONTENTS

Ontario Hockey League		Awards and Trophies	
Ontario Hockey League Directory	4	Team Trophies	128
History of the OHL	6	Individual Trophies	131
Member Teams		Canadian Hockey League Awards	142
Barrie Colts	8	OHL Graduates in the Hall of Fame	143
Erie Otters	11	All-Star Teams	
Flint Firebirds	14	All-Star Teams	144
Guelph Storm	17	All-Rookie Teams	149
Hamilton Bulldogs	20	2015 OHL Playoffs	
Kingston Frontenacs	23	Robertson Cup	152
Kitchener Rangers	26	OHL Championship Rosters	153
London Knights	29	Playoff Records	156
Mississauga Steelheads	32	Results	157
Niagara IceDogs	35	Playoff Scoring Leaders	158
North Bay Battalion	38	Goaltender Statistics	160
Oshawa Generals	41	Player Statistics	161
Ottawa 67's	44	2015 OHL Champions photo	166
Owen Sound Attack	47	Memorial Cup	
Peterborough Petes	50	History	167
Saginaw Spirit	53	All-Star Teams	168
Sarnia Sting	56	Trophies	169
Sault Ste. Marie Greyhounds	59	Records	170
Sudbury Wolves	62	Ontario teams to win the Memorial Cup	172
Windsor Spitfires	65	NHL Draft	
Officiating Staff Directory	68	Results of the 2015 NHL Draft	174
2014-15 Season in Review		OHL Honour Roll	176
Team Standings	69	All-Time Coaching Leaders	178
Scoring Leaders	69	Media Directory	
Goaltending Leaders	71	OHL Media Policies	179
Coaches Poll	72	OHL Media Contacts	180
Goaltender Statistics	73	Media covering the OHL	181
Player Statistics	75	2015-16 OHL Schedule	182
Historical Season Results	84		
Records			
Team Records	120		
Individual Records	124		

The 2015-16 Ontario Hockey League Information Guide and Player Register is published by the Ontario Hockey League.
 Editor - Aaron Bell (aaron.bell@chl.ca) / Photography - OHL Images

The information contained in this publication was compiled by the Ontario Hockey League and is provided as a courtesy to the member teams and media and may be used only for personal and editorial purposes. Any commercial use of this publication is prohibited without the prior written consent of the Ontario Hockey League. The OHL Information Guide is published annually by the Ontario Hockey League.

Limited print editions from 1982-83 to 1985-86 and 1987-88 to 2007-08 are available at \$6.00 per copy including postage and handling.
 Please send cheque or money order to: Ontario Hockey League, 305 Milner Ave., Suite 200, Scarborough, Ontario M1B 3V4.

ONTARIO HOCKEY LEAGUE

305 Milner Avenue, Suite 200, Scarborough, Ontario M1B 3V4
Tel: (416) 299-8700 • Fax: (416) 299-8787
www.ontariohockeyleague.com



STAFF DIRECTORY

Commissioner
Chairman of the Board
Past Chairman
Vice-Chairman
Secretary-Treasurer
Officer at Large
Vice-President
Sr. Dir. of Hockey Development & Special Events
Director of Finance
Director of Administration
Director of Marketing & Business Development
Director of Central Scouting
Director of Recruitment
Director of Officiating
Director of Security
Director of Communications
Manager, Hockey Operations
Manager of Education Services
Manager of Video & Web Content
Communications Coordinator
OHL Images
Nutrition and Training Consultant
Goaltending Consultant
Administrative Assistants
Officiating Managers

Central Scouts

David E. Branch
Rick Gaetz
Dr. Bob Neville
Craig Goslin
Gord Simmonds
Bill Burke
Ted Baker
Joe Birch
Ray Hollowell
Herb Morell
Kevin Boston
Darrell Woodley
Adam Dennis
Conrad Haché
Ken Miller
Paul Krotz
Darryl Hollowell
Christina Laishram
Scott Vankoughnett
Josh Sweetland
Aaron Bell
Mark Fitzgerald
Rick Wamsley
Terry Legenza
Brad Beer
Ken Cox
Ken Miller
Mark Pare
Matt Parlette
Bill Prisiak
Leon Stickle
Doug Bonhomme
Blake Callaghan
Tim Cherry
John Finlay
Kevin Hess
Paul Mitchell
Joshua Romano
David Belitski
Chris Golem
Paul Beraldo



David Branch



Ted Baker



Joe Birch



Ray Hollowell

STANDING COMMITTEES

Competitions Committee

Stan Butler (North Bay)
Dale DeGray (Owen Sound)
George Burnett (Hamilton)
James Boyd (Mississauga)



Herb Morell

Officiating Committee

Scott Abbott (North Bay)
Dale DeGray (Owen Sound)
Blaine Smith (Sudbury)
Ken Miller (OHL)

Business Development Committee

Craig Goslin (Saginaw)
Steve Horne (Windsor)
Matt Newby (Guelph)



Conrad Haché

Trainers Committee

Bryan Boyes (Oshawa)
Dan LeBold (Kitchener)
Andy Brown (Owen Sound)



Darrell Woodley

Academic Advisors Committee

John Laporte (Windsor)
Dave Tennant (Kitchener)
Eileen Duffin (Ottawa)
Coleen Driscoll (Guelph)
Tim Tope (Niagara)

Recruitment Committee

George Burnett (Belleville)
Blaine Smith (Sudbury)



Paul Krotz

ONTARIO HOCKEY LEAGUE HISTORICAL TIMELINE

- 1893 Junior Hockey is first played in Ontario.
- 1919 Memorial Cup is presented for the first time to the University of Toronto Schools as the symbol of supremacy in Canadian Junior Hockey.
- 1934 OHA divides Junior category into "A" and "B".
- J. Ross Robertson Cup is awarded for the first time to St. Michael's College as the Ontario Jr. A champions.
- 1945 The Red Tilson Trophy is awarded for the first time to Doug McMurdy of St. Catharines as the player voted most outstanding during the regular season.
- Eddie Powers Memorial Trophy is awarded for the first time to Tad Sloan of the St. Michael's Majors as the League's Leading Scorer.
- 1948 The Dave Pinkney Trophy is awarded for the first time to Gil Mayer of Barrie as the goaltender who had the least number of goals scored against at the end of the regular season.
- 1956 Kitchener Greenshirts franchise moves to Peterborough.
- 1958 Hamilton Spectator Trophy is awarded for the first time to St. Catharines as the team finishing first place overall in the regular schedule.
- 1960 Barrie Flyers franchise moves to Niagara Falls.
- The William Hanley Trophy is awarded for the first time to Bruce Draper of St. Michael's as the League's most gentlemanly player.
- 1961 St. Michael's Majors suspend operations.
- 1963 Guelph franchise moves to Kitchener.
- 1965 London Knights franchise granted.
- 1967 Ottawa 67's franchise granted.
- 1969 The Max Kaminsky Trophy is awarded for the first time to Ron Plumb of Peterborough as the League's most outstanding defenceman.
- Rejean Houle is selected by the Montreal Canadiens in the 1969 NHL Entry Draft, from the Montreal Jr. Canadiens, making him the first OHL player to be selected first overall.
- 1970 Gilbert Perreault of the Montreal Jr. Canadiens is drafted first over-all by the Buffalo Sabres in the 1970 NHL Entry Draft.
- 1971 The Matt Leyden Trophy is awarded for the first time to Gus Bodnar of the Oshawa Generals as the Coach of the Year.
- The Jim Mahon Memorial Trophy is awarded for the first time to Bill Harris of Toronto as the League's highest scoring right winger.
- Montreal Jr. Canadiens suspend operations.
- 1972 Sault Ste. Marie Greyhounds franchise granted.
- Niagara Falls Flyers franchise moves to Sudbury.
- The Emms Family Award is presented for the first time to Dennis Maruk of the London Knights as the League's rookie of the year.
- Billy Harris of the Toronto Marlboros is drafted first overall by the New York Islanders in the 1972 NHL Entry Draft.
- 1973 Montreal franchise re-activated and moved to Kingston.
- Denis Potvin of the Ottawa 67's is drafted first overall by the New York Islanders in the 1973 NHL Entry Draft.
- 1974 League becomes an independent operation from the OHA opening a League administration office and establishing the Commissioner's position.
- Clarence "Tubby" Schmalz named the League's first Commissioner.
- League name changes to the Ontario Major Junior Hockey League.
- 1975 Windsor Spitfires expansion franchise granted.
- The League is re-aligned into a two division format.
- The Central Scouting Bureau is established to provide member teams with information about players eligible for the draft.
- 1976 The E.W. "Dinty" Moore Trophy is awarded for the first time to Mark Locken of Hamilton as the first year goaltender with the best goals against average.
- St. Catharines franchise moves to Niagara Falls.
- Hamilton franchise moves to St. Catharines.
- Rick Green of the London Knights is drafted first over all by the Washington Capitals in the 1976 NHL Entry Draft.
- 1977 St. Catharines franchise moves to Hamilton.
- The OHL All Star Game is played for the first time in Sudbury.
- 1977 Dale McCourt of the St. Catharines Fincups is drafted first overall by the Detroit Red Wings in the 1977 NHL Entry Draft.
- 1978 Bill Began becomes the League's second Commissioner.
- Hamilton franchise moves to Brantford.
- Bobby Smith of the Ottawa 67's is selected first over all by the Minnesota North Stars in the 1978 NHL Entry Draft.
- 1979 QMJHL Chairman of the Board Sherwood Bassin is named interim Commissioner following the departure of Began.
- David E. Branch is named Commissioner of the League.
- 1980 The Bobby Smith Trophy is awarded for the first time to Steve Konroyd of Oshawa as the League's scholastic player of the year.
- Rob Ramage of the London Knights is drafted first overall by the Colorado Rockies in the 1979 NHL Entry Draft.
- 1981 Belleville Bulls expansion franchise granted.
- Cornwall Royals transfer granted (from QMJHL).
- Jack Ferguson is appointed the League's Director of Central Scouting.
- 1982 Guelph Platers expansion franchise granted.
- Niagara Falls franchise moves to North Bay.
- 1983 The Leo LaLonde Memorial Trophy is awarded for the first time to Don McLaren of Ottawa as the League's average player of the year.
- 1984 Brantford franchise moves to Hamilton.
- 1985 Rosters expanded to allow two overage players, previously only one was permitted.
- 1986 OHL All Star Game is replaced with the OHL/QMJHL All-Star Challenge
- Chris Clifford of the Kingston Canadiens becomes the first goaltender in League history to score a goal.

- 1988 Hamilton franchise moves to Niagara Falls.
- 1989 Toronto franchise moves to Hamilton.
- Guelph franchise moves to Owen Sound.
- Bill Long Award is awarded for the first time to Alec Campagnaro for Distinguished Service to the OHL.
- 1990 Detroit Compuware Ambassadors expansion franchise granted.
- 1990 Owen Nolan of the Cornwall Royals is drafted first overall by the Quebec Nordiques in the 1990 NHL Entry Draft.
- 1991 Hamilton franchise moves to Guelph.
- OHL/QMJHL All Star Challenge is replaced by the CHL All Star Challenge
- 1991 Eric Lindros of the Oshawa Generals is drafted first overall by the Quebec Nordiques in the 1991 NHL Entry Draft.
- 1992 Cornwall franchise moves to Newmarket.
- 1994 Barrie Colts expansion franchise granted for 1995-96 season.
- Newmarket franchise moves to Sarnia.
- Ed Jovanovski of the Windsor Spitfires is drafted first overall by the Florida Panthers in the 1994 NHL Entry Draft.
- 1995 The Detroit Jr. Red Wings set an OHL and CHL record for single game attendance when 19,875 fans came to the Joe Louis Arena for their game against Windsor.
- Bryan Berard of the Detroit Jr. Red Wings is drafted first over-all by the Ottawa Senators in the 1995 NHL Entry Draft.
- 1996 Toronto St. Michael's Majors expansion franchise granted for the 1997-98 season
- Niagara Falls franchise moves to Erie, PA.
- First CHL Top Prospects Game is played at Maple Leaf Gardens in Toronto.
- Barrie Colts set an OHL record for an expansion team with 28 wins and a .477 winning percentage.
- The League is re-aligned into three divisions to accommodate the expansion Toronto St. Michael's Majors.
- Brampton Battalion expansion franchise granted for the 1998-99 season.
- 1997 OHL All Star Game returns as the Bell All Star Cup held in Barrie.
- Ottawa 67's coach Brian Kilrea sets a CHL record with 757 career victories.
- Mississauga IceDogs expansion franchise granted for the 1998-99 season.
- Joe Thornton of the Sault Ste. Marie Greyhounds is drafted first overall by the Boston Bruins in the 1997 NHL Entry Draft
- 1998 Bell All Star Cup hosted by the North Bay Centennials.
- The League is re-aligned into a two conference, four division format.
- 1999 Bell All-Star Cup hosted by the Sarnia Sting.
- 2000 OHL All-Star Game is hosted by the Mississauga IceDogs .
- Rosters expanded to allow three overage players.
- 2001 OHL participates in the CHL All-Star Series. Ontario game is hosted by the Guelph Storm.
- The two-man referee system is adopted by the OHL.
- 2002 North Bay franchise moves to Saginaw, Michigan League division format is realigned to accommodate Saginaw.
- Rick Nash of the London Knights is drafted first overall by the Columbus Blue Jackets in the 2002 NHL Entry Draft.
- 2003 Ottawa 67's coach Brian Kilrea becomes the first coach in CHL history to win 1,000 games.
- 2004 OHL All-Star Classic is hosted by the Peterborough Petes.
- 2005 OHL All-Star Classic is hosted by the Owen Sound Attack.
- 2006 Shootouts implemented to break a tie after overtime.
- OHL All-Star Classic is hosted by the Belleville Bulls.
- 2007 OHL All-Star Classic is hosted by the Saginaw Spirit.
- Mississauga IceDogs relocate to St. Catharines and become the Niagara IceDogs.
- Toronto St. Michael's Majors relocate to Mississauga and become the Mississauga St. Michael's Majors.
- Patrick Kane of the London Knights is selected first overall by the Chicago Black Hawks in the 2007 NHL Entry Draft.
- 2008 OHL All-Star Classic hosted by the S. S. Marie Greyhounds.
- Steven Stamkos of the Sarnia Sting is selected first overall by the Tampa Bay Lightning in the 2008 NHL Entry Draft.
- 2009 OHL All-Star Classic is hosted by the Windsor Spitfires.
- John Tavares of the London Knights is selected first overall by the New York Islanders in the 2009 NHL Entry Draft.
- Brian Kilrea retires as coach of the Ottawa 67's.
- All players must wear neck guards.
- 2010 OHL All-Star Classic is hosted by the Kingston Frontenacs.
- Taylor Hall of the Windsor Spitfires is selected first overall in the NHL Entry Draft by the Edmonton Oilers.
- 2012 Nail Yakupov of the Sarnia Sting is selected first overall in the NHL Entry Draft by the Edmonton Oilers.
- 2013 Brampton Battalion franchise relocates to North Bay to become the North Bay Battalion.
- 2014 Aaron Ekblad of the Barrie Colts is the first overall pick of the Florida Panthers in the NHL Draft in Philadelphia, PA.
- 2015 Belleville Bulls franchise relocates to Hamilton to become the Hamilton Bulldogs. Plymouth Whalers franchise relocates to Flint, Michigan to become the Flint Firebirds.
- Connor McDavid of the Erie Otters is the first overall pick of the Edmonton Oilers in the NHL Draft in Sunrise, Florida

BARRIE COLTS

Barrie Molson Centre • 555 Bayview Drive, Barrie, Ontario L4N 8Y2
Phone: 705.722.6587 • Fax: 705.721.9709
email: operations@barriecolts.com • www.barriecolts.com



TEAM DIRECTORY

Governor and President	Howie Campbell
General Manager and Head Scout	Jason Ford
Head Coach	Dale Hawerchuk
Assistant Coach	Todd Miller
Assistant Coach/Goalie Coach	Mike Rosati
Assistant General Manager	Rob Stewart
Assistant General Manager - U.S. Scouts	Ike Rhodes
	Steve Farquharson
	Brian McGillis
	Marc Bissonnette
	Frank Carnevale
Head Ath. Therapist/Equip. Manager	Andrew Sachkiw
Media Relations Dir./Asst. Equip. Mgr.	Andrew Cunningham
VP Business Dev. & Marketing	Jim Payetta
Mgr of Commnity and Game Day Ops.	Melissa Bromley
Marketing and Sales	Melissa Hamilton
Hockey Administrator	Lorraine Smith
Academic Advisor	Judy Brown
Club Physician	Dr. Ian Maxwell
Club Dentist	Dr. Rebecca Hulbert
Club Surgeon	Dr. Gord Crawford



Howie Campbell



Jason Ford



Dale Hawerchuk

TEAM INFORMATION

Home Arena:	Barrie Molson Centre	Dimensions:	200' x 85'
Capacity:	4,195	Arena Phone:	705.739.4220 x 4620
Box Office:	705.739.7666	Team Colours:	Blue, Red & Gold
Arena Manager:	Robin Groves		
Press Box Location:	Upper North side		
Training Camp:	Barrie Molson Centre		



Aidan Brown

FRANCHISE RECORD

Expansion franchise granted May 6, 1994

SEASON	NAME	GP	W	L	OTL	SL	PTS	GF	GA	FINISH
2014-15	Barrie Colts	68	41	24	1	2	85	278	227	1st (Central)
2013-14	Barrie Colts	68	37	28	1	2	77	266	218	2nd (Central)
2012-13	Barrie Colts	68	44	20	2	2	92	245	185	1st (Central)
2011-12	Barrie Colts	68	40	23	3	2	85	248	110	2nd (Central)
2010-11	Barrie Colts	68	15	49	2	2	34	231	348	5th (Central)
2009-10	Barrie Colts	68	57	9	0	2	116	327	186	1st (Central)
2008-09	Barrie Colts	68	30	33	3	2	65	214	207	3rd (Central)
2007-08	Barrie Colts	68	28	34	6	6	62	185	223	4th (Central)
2006-07	Barrie Colts	68	48	19	1	1	97	273	193	1st (Central)
2005-06	Barrie Colts	68	43	21	4	4	90	258	194	2nd (Central)
2004-05	Barrie Colts	68	33	23	9	3	78	232	210	2nd (Central)
2003-04	Barrie Colts	68	31	21	12	4	78	196	171	3rd (Central)
2002-03	Barrie Colts	68	29	26	4	9	71	228	223	3rd (Central)
2001-02	Barrie Colts	68	38	19	9	2	87	226	192	2nd (Central)
2000-01	Barrie Colts	68	29	28	7	4	69	214	230	4th (Central)
1999-00	Barrie Colts	68	43	19	6	1	93	306	212	1st (Central)
1998-99	Barrie Colts	68	49	13	6	1	104	343	192	1st (Central)
1997-98	Barrie Colts	66	38	23	5	1	81	236	215	2nd (Central)
1996-97	Barrie Colts	66	33	23	10	1	76	272	236	3rd (Central)
1995-96	Barrie Colts	66	28	31	7	1	63	258	266	5th (Central)
Franchise Totals		1,354	734	486	87	48	1,603	5,036	4,238	Pct. .591

TEAM RECORDS

SEASON

Team		
Most Points	(2009-10)	116
Most Goals	(1998-99)	343
Most Goals Against	(2010-11)	348
Fewest Goals Against	(2003-04)	171

Individual

Most Goals	Bryan Cameron (2009-10)	53
Most Assists	Kevin Labanc (2014-15)	76
Most Points	Sheldon Keefe (1999-00)	121
Best GAA	Paulo Colaiacovo (2003-04)	2.34

GAME

Most Goals	5
Andreas Athanasiou (Feb. 13, 2014 at Niagara IceDogs)	
Most Assists	6
Steven Beyers (Dec. 28, 2010 vs Owen Sound Attack)	
Most Points	7
Andreas Athanasiou (Feb. 13, 2014 at Niagara IceDogs)	
Most Power-Play Goals	3
Jan Bulis (Feb. 11, 1996 vs. Ottawa), Ryan Hamilton (Feb. 17, 2006 at Sudbury), Tomas Marcinko (Oct. 13, 2007 at Saginaw), Aaron Ekblad (Jan. 11, 2014 vs Kingston), Brendan Lemieux (Nov. 14, 2013 vs Sudbury)	
Most Shorthanded Goals	2
Mike Henderson (Feb. 6, 2000 vs. Mississauga), Nick Smith (Nov. 14, 1998 vs. Sudbury)	
Fastest Opening Goal	0:11
Tim Verbeek (Nov. 20, 1999 at Owen Sound)	
Fastest Period Goal	0:07
Ryan Hamilton (Dec. 2, 2005 at Erie), Steven Beyers (Dec. 11, 2010 vs Niagara)	
Fastest Two Goals by One Player	0:08
Sheldon Keefe (October 16, 1999 at Plymouth, 3rd period)	
Fastest Three Goals by One Player	6:54
Joseph Blandisi (Feb. 22, 2015 at Sudbury Wolves)	

INDIVIDUAL GAME RECORDS – 2014-15

Most Goals	4
Joseph Blandisi (Feb. 22 at Sudbury), Brendan Lemieux (Dec. 19 at Sudbury)	
Most Assists	4
Andrew Mangiapane (Dec. 31 vs Belleville), Kevin Labanc (Jan. 3 vs London), Joseph Blandisi (Oct. 4 vs Ottawa and Mar. 5 at Niagara), Rasmus Andersson (Feb. 7 vs Sudbury), Kevin Labanc (Dec. 6 at Peterborough)	
Most Points	5
Kevin Labanc (Dec. 6 at Peterborough)	
Joseph Blandisi (Oct. 4 vs Ottawa)	
Joseph Blandisi (Feb. 22 at Sudbury)	
Andrew Mangiapane (Nov. 7 at Sudbury)	
Kevin Labanc (Jan. 3 vs London)	
Most Power-Play Goals	3
Brendan Lemieux (Dec. 19 at Sudbury)	
Most Shorthanded Goals	1
23 times	
Fastest Opening Goal	1:00
Brendan Lemieux (Nov. 22 vs Peterborough)	
Fastest Period Goal	0:13
Roy Radke (Oct. 3 at Sarnia)	
Fastest Two Goals by One Player	1:00
Andrew Mangiapane (Jan. 10 vs Sudbury)	
Fastest Three Goals by One Player	6:54
Joseph Blandisi (Feb. 22 at Sudbury)	
Longest Point Scoring Streak (Games)	25
Kevin Labanc (Nov. 1 to Jan. 10. 15G, 15A)	
Longest Goal Scoring Streak (Games)	5
Joseph Blandisi (Sep. 25 to Oct. 4. 7G, 7A)	
Joseph Blandisi (Dec. 31 to Jan. 10. 9G, 9A)	
Andrew Mangiapane (Feb. 13 to Feb. 22. 5G, 5A)	

BARRIE COLTS

2015 OHL PRIORITY SELECTIONS

RD	NO	NAME	2014-15 CLUB	POS	HT	WT	BIRTHDATE
1	19	Jacob Tortora	Don Mills Flyers	LW	5.06	140	1999-07-25
3	43	Jason Willms	Kitchener Jr. Rangers	C	5.11	179	1999-02-08
3	46	Aidan Brown	York-Simcoe Express	RW	6.00	169	1999-09-23
5	87	Joey Keane	Chicago Mission	RD	5.10	161	1999-07-02
5	98	Christian Propp	Halton Hills Hurricanes	G	6.02	180	1999-03-27
6	102	Jaden Peca	Toronto Marlboros	RW	5.11	152	1999-05-18
7	123	Kade Landry	Huron Perth Lakers	LD	5.11	165	1999-05-03
7	138	Zak Rodrigue	Eastern Ontario Wild	LW	5.09	162	1999-02-07
8	158	Cameron Orchard	Michigan Nationals	C	6.01	187	1998-06-27
10	198	Christopher Cameron	Oakland Jr. Grizzlies	RD	6.03	205	1999-05-29
11	218	Kyle Heitzner	North Central Predators	C	5.08	150	1999-07-17
12	238	Carter Pearen	Elgin-Middlesex Chiefs	G	5.12	166	1999-02-23
13	258	Gianfranco Cassaro	Toronto Red Wings	LD	5.10	181	1999-03-30
14	278	Konnor MacCormick	Eastern Ontario Wild	RW	5.11	165	1999-04-14
15	298	Joey Tascona	Barrie Jr. Colts	RD	5.09	177	1998-01-25

CHL Import Draft

1	51	Julius Nattinen	Jyvaskyla, Finland	C	6.02	191	1997-01-14
---	----	-----------------	--------------------	---	------	-----	------------

HEAD COACH

Dale Hawerchuk

Born: April 4, 1963, Toronto, Ontario

Coaching Record

Year	Club	GP	W	L	OTL	SL	PTS	Finish
2010-11	Barrie Colts	68	15	49	2	2	34	5th (Central)
2011-12	Barrie Colts	68	40	23	3	2	85	2nd (Central)
2012-13	Barrie Colts	68	44	20	2	2	92	1st (Central)
2013-14	Barrie Colts	68	37	28	1	2	77	2nd (Central)
2014-15	Barrie Colts	68	41	24	1	2	85	1st (Central)
OHL Totals		340	177	144	9	10	373	Pct. .549

Coaching History


Bert Templeton, 1995-96 to 1998-99; Bill Stewart, 1999-2000; Bud Stefanski, 2000-01 to 2003-04, Marty Williamson 2004-05 to 2009-10, Dale Hawerchuk 2010-11 to date.

2014-15 TEAM RECORD

	W	L	OTL	SL		W	L	OTL	SL
Overall Record:	41	24	1	2	vs. Belleville	2	0	0	0
Home Record:	21	12	0	1	vs. Erie	0	2	0	0
Road Record:	20	12	1	1	vs. Guelph	1	0	0	1
Overtime Record:	2	2	0		vs. Kingston	3	1	0	0
					vs. Kitchener	1	1	0	0
vs. East Division Opponents	10	8	0	0	vs. London	2	0	0	0
vs. Central Division Opponents	19	6	0	1	vs. Mississauga	6	0	0	0
vs. West Division Opponents	5	4	1	0	vs. Niagara	2	3	0	1
vs. Midwest Division Opponents	7	6	0	1	vs. North Bay	3	3	0	0
					vs. Oshawa	0	4	0	0
September Record	1	1	0	0	vs. Ottawa	3	1	0	0
October Record	6	5	1	0	vs. Owen Sound	3	3	0	0
November Record	4	5	0	1	vs. Peterborough	2	2	0	0
December Record	10	1	0	0	vs. Plymouth	1	1	0	0
January Record	8	5	0	0	vs. Saginaw	2	0	0	0
February Record	9	3	0	0	vs. Sarnia	1	1	0	0
March Record	3	4	0	1	vs. Sault Ste. Marie	0	2	0	0
					vs. Sudbury	8	0	0	0
Playoff Record:	5	4			vs. Windsor	1	0	1	0

ERIE OTTERS

Erie Insurance Arena • 201 East 8th Street, Erie, Pennsylvania 16503
Phone: 814.455.7779 • Fax: 814.455.0911
email: puck@ottershockey.com • www.ottershockey.com



TEAM DIRECTORY

Owner
Chief Operating Officer
General Manager
Head Coach
Assistant Coaches

Head Trainer
Equipment Manager
Director of Scouting
Scouts

Director of Operations
Dir of Broadcasting and Media Relations
Ex. Ass. to the C.O.O. & Dir. of Admin.
Director of Sales
Director of Game Day Operations
Merchandise Manager
Front Office Manager
Sales Executive/Operations
Sales Associate
Operations Associate
Accountant
Academic Advisor
Orthopedic Physician

Jim Waters
Ray Mlakar
Dave Brown
Kris Knoblauch
Vince Laise
B.J. Adams
Andrew Kupniewski
Steve Tuholski
Scott Halpenny
Walt Wingfield, Rob Alderman,
Ray Irwin, Mark Nelson,
Devin Brown, Mike Battah,
Tim Wilson, Ian Carruthers
John Frey
Aaron Cooney
Jaime Cieszynski
Paul Pilatowski
Andrew Schacht
Mike Johnson
Darcie Chabola
Steve Metzler
Nick Nichol
Kevin Stoicovy
Patricia Curtis
Jaime Cieszynski
LECOM



Dave Brown



Kris Knoblauch



John Frey

TEAM INFORMATION

Home Arena	Erie Insurance Arena	Dimensions	200' x 85'
Capacity	6,833	Arena Manager	Ray Williams
Box Office Phone	814.452.4857	Media Room	North end, ice level
Arena Phone	814.453.7117	Team Colours	Navy, Red & Gold
Press Box Location	Club Level - 304		
Training Camp	Erie, PA		



Vanya Lodnia

ERIE OTTERS

FRANCHISE RECORD

Since 1996-97

SEASON	NAME	GP	W	L	OTL	SL	PTS	GF	GA	FINISH
2014-15	Erie Otters	68	50	14	2	2	104	331	212	1st (Midwest)
2013-14	Erie Otters	68	52	14	2	0	106	312	170	2nd (Midwest)
2012-13	Erie Otters	68	19	40	4	5	47	206	312	5th (Midwest)
2011-12	Erie Otters	68	10	52	6	26	169	338	338	5th (Midwest)
2010-11	Erie Otters	68	40	26	2	82	281	227	227	3rd (Midwest)
2009-10	Erie Otters	68	33	28	7	73	257	259	259	4th (Midwest)
2008-09	Erie Otters	68	34	29	5	73	233	239	239	3rd (Midwest)
2007-08	Erie Otters	68	18	46	4	40	206	343	343	5th (Midwest)
2006-07	Erie Otters	68	15	50	3	33	209	378	378	5th (Midwest)
2005-06	Erie Otters	68	26	35	7	59	219	266	266	5th (Midwest)
2004-05	Erie Otters	68	31	26	6	5	73	186	207	4th (Midwest)
2003-04	Erie Otters	68	29	26	6	7	71	221	212	5th (Midwest)
2002-03	Erie Otters	68	24	35	6	3	57	181	248	5th (Midwest)
2001-02	Erie Otters	68	41	22	4	1	87	246	218	1st (Midwest)
2000-01	Erie Otters	68	45	11	10	2	102	264	171	1st (Midwest)
1999-00	Erie Otters	68	33	28	4	3	73	224	229	1st (Midwest)
1998-99	Erie Otters	68	31	33	4	66	271	297	297	3rd (Midwest)
1997-98	Erie Otters	66	33	28	5	71	261	252	252	4th (West)
1996-97	Erie Otters	66	23	36	7	53	240	260	260	5th (Central)
Totals		1,288	587	579	60	62	1,296	4,517	4,838	Pct. .503

Erie was originally the Hamilton Red Wings, renamed Fincups in 1974-75, moved to St. Catharines in 1976-77, to Hamilton in 1977-78., moved to Branford Alexanders in 1978, Hamilton Steelhawks in 1984, Niagara Falls Thunder in 1988

TEAM RECORDS

SEASON

Team		
Most Points	(2013-14)	106
Most Goals	(1976-77)	438
Most Goals Against	(1979-80)	398
Fewest Goals Against	(2013-14)	170

Individual

Most Goals	Mike Bullard (79-80)	66
	Mike Millar (84-85)	
Most Assists	Bryan Fogarty (1988-89)	108
Most Points	Bryan Fogarty (1988-89)	155
Best G.A.A.	Adam Munro (2000-01)	2.31

GAME

Most Goals	6
Colin Miller (Oct 13, 1988 vs North Bay)	
Most Assists	6
Steve Hazlett (Jan 3, 1978 vs Windsor), Steve Locke (Oct 13, 1988 vs North Bay), Bryan Fogarty (Jan 12, 1989 at North Bay)	
Most Points	8
Bryan Fogarty (Nov 11, 1988 at Sby, Jan 12, 1989 at NB)	
Most Powerplay Goals	3
Scott Vanderburgh (1979-80), Daryl Evans (1980-81), Mike Millar (1983-84), Colin Miller and Stan Drulia (1988-89), Connor Brown (2013-14)	
Most Shorthanded Goals	3
Mike Hoffman (Dec 26, 1982 vs Guelph)	
Fastest Opening Goal	0:10
Denis Houle (Nov 8 1977 vs. Toronto), Shawn McCosh (Jan 8 1989 vs Windsor), Brad Bonello (Nov. 15 2003 vs. Owen Sound)	
Fastest Period Goal	0:05
Rob Street (Dec 16, 1975 vs Kitchener - 2nd period)	
Fastest Two Goals by One Player	0:04
Rick Pickersgill (Jan 9, 1983 vs Kingston - 2nd period)	

Fastest Three Goals by One Player	1:26
Stan Drulia (Oct 13, 1988 vs North Bay - 3rd period)	

INDIVIDUAL GAME RECORDS – 2014-15

Most Goals	4
Connor McDavid (Feb. 25 vs Guelph), Dylan Strome (Mar. 22 at Niagara)	
Most Assists	5
Alex DeBrincat (Mar. 22 at Niagara)	
Most Points	6
Alex DeBrincat (Mar. 22 at Niagara), Dylan Strome (Mar. 22 at Niagara), Connor McDavid (Feb. 25 vs Guelph)	
Most Power-Play Goals	2
Alex DeBrincat (Sep. 27 at Plymouth, Oct. 4 vs Sarnia, and Nov. 7 vs Sarnia), Nicholas Baptiste (Feb. 28 at Owen Sound), Darren Raddysch (Nov. 8 vs Saginaw)	
Most Shorthanded Goals	1
Nick Betz (Sep. 26 at Windsor), Connor McDavid (Oct. 24 at Sault Ste. Marie and Oct. 30 vs Plymouth), Joel Wigle (Nov. 22 at Saginaw) Nick Betz (Jan. 29 at Peterborough), Darren Raddysch (Mar. 15 vs Kitchener), Nicholas Baptiste (Mar. 22 at Niagara)	
Fastest Opening Goal	0:43
Nick Betz (Oct. 30 vs Plymouth)	
Fastest Period Goal	0:14
Dylan Strome (Nov. 22 at Saginaw)	
Fastest Two Goals by One Player	1:01
Connor McDavid (Feb. 14 vs Owen Sound)	
Fastest Three Goals by One Player	14:13
Taylor Raddysch (Feb. 28 at Owen Sound)	
Longest Point Scoring Streak (Games)	27
Connor McDavid (Nov. 7 to Mar. 8. 26G, 26A)	
Longest Goal Scoring Streak (Games)	6
Connor McDavid (Oct. 18 to Nov. 1. 7G, 7A)	

2015 OHL PRIORITY SELECTIONS

RD	NO	NAME	2014-15 CLUB	POS	HT	WT	BIRTHDATE
1	20	Vanya Lodnia	Detroit Honeybaked	C	5.09	157	1999-08-31
3	53	Brett Neumann	Don Mills Flyers	C	5.08	160	1999-02-15
4	71	Josh Wainman	Peterborough Petes	LD	5.11	160	1999-02-20
5	83	Nicholas Celotti	Toronto Jr. Canadiens	RW	5.12	160	1999-03-24
5	99	Ryan Martin	London Knights	LD	6.00	173	1999-06-14
7	135	Derek McVey	Oakville Rangers	RW	6.04	183	1999-04-02
7	139	Steven Rosts	Niagara North Stars	LD	6.03	191	1999-09-27
9	179	Mitchell Gibson	Team Comcast	G	6.00	165	1999-06-25
10	199	Tyler Gratton	Wilkes Barre/Scranton Jr. Knights	RW	5.12	162	1999-08-06
11	219	Carson Edwardson	Southern Tier Admirals	C	5.08	133	1999-06-09
12	239	Anand Oberoi	Ottawa Senators	G	6.02	150	1999-02-10
13	259	Adam Pys	Cambridge Hawks	RD	6.02	167	1999-03-05
14	279	Dylan Latty	Ajax-Pickering Raiders	C	6.01	181	1999-06-14
15	293	Max Carbone	Toronto Nationals	LW	5.10	159	1999-05-25
15	299	Nicholas Bigioni	Ajax-Pickering Raiders	LW	5.10	150	1999-07-13

CHL Import Draft

1	54	Erik Cernak	Kosice	RD	6.04	211	1997-05-28
2	114	Jakob Mayenschein	Landshut	C	5.11	167	1997-04-01

HEAD COACH

Kris Knoblauch

Born: September 24, 1978 in Imperial, SK

Coaching Record

Year	Club	GP	W	L	OTL	SL	PTS	Finish
2010-11	Kootenay Ice (WHL)	72	46	21	5	-	97	3rd (Central)
2011-12	Kootenay ice (WHL)	72	36	26	10	-	82	4th (Central)
2012-13	Erie Otters	41	12	25	2	2	28	5th (Midwest)
2013-14	Erie Otters	68	52	14	2	0	106	2nd (Midwest)
2014-15	Erie Otters	68	50	14	2	2	104	1st (Midwest)
	OHL Totals	177	114	53	6	4	238	Pct. .672

Coaching History

Bert Templeton, 1974-77; Bert Templeton and Dave Draper 1977-78; Dave Draper 1978-79; Ron Carroll 1979-80; Ron Carroll, Dave Draper and Ken Gratton 1980-81; Bep Guidolin and Dave Draper, 1981-82; Dave Draper 1982-83 to 1983-84; Dave Draper and Bill LaForge, 1984-85; Bill LaForge 1985-86 to 1988-89; Bill LaForge and George Burnett, 1989-90; George Burnett, 1990-91 to 1991-92; Larry Marson, 1992-93; Larry Marson, Randy Hall and Chris Johnstone, 1993-94; Chris Johnstone, 1994-95 to 1995-96; Chris Johnstone and Dale Dunbar, 1996-97; Dale Dunbar, 1997-98; Paul Theriault, 1998-99; Dave MacQueen, 1999-00 to 2005-06; Peter Sidorkiewicz 2006-07 to 2007-08; Robbie Florek 2007-08 to 2012-13, Kris Knoblauch 2012-13 to date.

2014-15 TEAM RECORD

	W	L	OTL	SL		W	L	OTL	SL
Overall Record:	50	14	2	2	vs. Barrie	2	0	0	0
Home Record:	27	6	1	0	vs. Belleville	0	1	0	1
Road Record:	23	8	1	2	vs. Guelph	3	2	1	0
Overtime Record:	2	4	0		vs. Kingston	2	0	0	0
					vs. Kitchener	4	2	0	0
vs. East Division Opponents	5	4	0	1	vs. London	5	0	0	1
vs. Central Division Opponents	14	2	0	0	vs. Mississauga	4	0	0	0
vs. West Division Opponents	15	3	0	0	vs. Niagara	4	2	0	0
vs. Midwest Division Opponents	16	5	2	1	vs. North Bay	2	0	0	0
					vs. Oshawa	0	2	0	0
September Record	3	0	0	0	vs. Ottawa	2	0	0	0
October Record	9	0	0	1	vs. Owen Sound	4	1	1	0
November Record	9	4	0	0	vs. Peterborough	1	1	0	0
December Record	5	3	1	1	vs. Plymouth	4	0	0	0
January Record	8	3	0	0	vs. Saginaw	4	0	0	0
February Record	7	4	1	0	vs. Sarnia	3	1	0	0
March Record	9	0	0	0	vs. Sault Ste. Marie	1	1	0	0
					vs. Sudbury	2	0	0	0
Playoff Record:	13	7			vs. Windsor	3	1	0	0

FLINT FIREBIRDS

Dort Federal Event Center, 3501 Lapeer Road, Flint, MI 48503
Phone: (810) 742-2004 • Fax: (810) 744-2906
email: info@flintfirebirds.com • www.flintfirebirds.com



TEAM DIRECTORY

Governor:	Rolf Nilsen
President:	Costa Papista
General Manager:	Terry Christensen
Assistant General Manager:	Joe Stefan
Head Coach:	John Gruden
Assistant Coaches:	Dave Karpa Petr Jonak
Athletic Trainer:	Alex Covers
Equipment Manager:	Matt Nareski
Head Scout:	Dave McParlan
Head U.S. Scout:	Don Harkins
OHL/Advance Scout:	Bill Paige
Scouts:	Keith Kurland Joe McCann Mike Oliverio Rob Vanderzyppe Tom Watson
Director of Business Operations:	Monika Kronenberger
Dir of Community Rel. and Marketing:	Susana Wight
Dir of Broadcasting and Com.:	Dominic Hennig
Academic Advisor:	Nathan Riek
Club Physician:	Matthew C. Sardelli, MD
Club Dentist:	Mark Knight, DDS



Rolf Nilsen



Terry Christensen



John Gruden

TEAM INFORMATION

Home Arena	Dort Federal Event Center	Capacity	
Dimensions of Rink	200x85		
Box Office Phone	(810) 744-0580	Arena Phone	(810) 744-0580
Press Box	(810) 519-9347		
Team Colours	Navy Blue, White, Orange and Silver		



Samuel Duchesne

FRANCHISE RECORD

SEASON	NAME	GP	W	L	T	OL/SL	PTS	GF	GA	FINISH
2014-15	Plymouth Whalers	68	23	38		7	53	195	255	4th (West)
2013-14	Plymouth Whalers	68	28	33	0	7	63	187	238	4th (West)
2012-13	Plymouth Whalers	68	42	17		9	93	292	202	1st (West)
2011-12	Plymouth Whalers	68	47	18		3	97	279	205	1st (West)
2010-11	Plymouth Whalers	68	36	26		6	78	249	219	3rd (West)
2009-10	Plymouth Whalers	68	38	27		3	79	245	201	2nd (West)
2008-09	Plymouth Whalers	68	37	26		5	79	253	244	3rd (West)
2007-08	Plymouth Whalers	68	34	28		6	74	228	223	5th (West)
2006-07	Plymouth Whalers	68	49	14		5	103	299	173	1st (West)
2005-06	Plymouth Whalers	68	35	28		5	75	227	225	1st (West)
2004-05	Plymouth Whalers	68	30	29	6	3	69	198	204	2nd (West)
2003-04	Plymouth Whalers	68	32	24	9	3	76	220	204	2nd (West)
2002-03	Plymouth Whalers	68	43	14	9	2	97	259	174	1st (West)
2001-02	Plymouth Whalers	68	39	15	12	2	92	249	166	1st (West)
2000-01	Plymouth Whalers	68	43	15	5	5	96	253	162	1st (West)
1999-00	Plymouth Whalers	68	45	19	4	1	95	256	172	1st (West)
1998-99	Plymouth Whalers	68	51	13	4		106	313	162	1st (West)
1997-98	Plymouth Whalers	66	37	22	7		81	279	223	2nd (West)
1996-97	Detroit Whalers	66	26	34	6		58	230	270	4th (West)
1995-96	Detroit Whalers	66	40	22	4		84	319	243	1st (West)
1994-95	Detroit Jr. Red Wings	66	44	18	4		92	306	223	1st (West)
1993-94	Detroit Jr. Red Wings	66	42	20	4		88	312	237	1st (Emms)
1992-93	Detroit Jr. Red Wings	66	37	22	7		81	336	264	2nd (Emms)
1991-92	Detroit Ambassadors	66	23	42	1		47	279	353	7th (Emms)
1990-91	Detroit Ambassadors	66	11	50	5		27	213	378	8th (Emms)
	Franchise Totals	1,684	912	614	87	72	1,983	6,476	5,620	Pct. .588

TEAM RECORDS

SEASON

Team		
Most Points	(1998-99)	106
Most Goals	(1992-93)	336
Most Goals Against	(1990-91)	378
Fewest Goals Against	(1998-99; 2000-01)	162
Individual		
Most Goals	Chad LaRose (2002-03)	61
Most Assists	Kevin Brown (1992-93)	91
Most Points	Bob Wren (1992-93)	145
Best GAA	Robert Holsinger (1998-99)	2.08

GAME

Most Goals	5
Kevin Brown (Dec. 1, 1993 vs. Niagara Falls)	
Most Assists	6
Pat Peake (Mar. 17, 1993 vs. Windsor)	
Most Points	8
Kevin Brown (Dec. 1, 1993 vs. Niagara Falls)	
Most Powerplay Goals	3
Mark Lawrence (Sept. 21/92 at Kingston); Kevin Brown (Oct. 18/92 vs. Ottawa); Bob Wren (Feb. 18/93 vs. London); Eric Gooldy (Jan 9/99 vs. Belleville); James Wisniewski (Nov. 2/02 vs. London); Tom Sestito (Feb. 2/07 vs Erie)	
Most Shorthanded Goals	2
Sean Haggerty (3 times), Mark Cadotte (Sept. 26, 1997 vs. London)	
Fastest Opening Goal	0:07
Jamie Devane (Mar. 18, 2011 at Kitchener)	
Fastest Period Goal	0:07
Jamie Devane (Mar. 18, 2011 at Kitchener)	
Fastest Two Goals by One Player	0:08
Pat Barton (March 5, 1992 at Windsor - 3rd period)	

Fastest Three Goals by One Player
Justin Williams (Feb. 5, 2000 vs. Guelph - 1st period) 2:23

INDIVIDUAL GAME RECORDS – 2014-15

Most Goals	3
Connor Chatham (Oct. 11 vs Peterborough)	
Most Assists	3
Victor Crus Rydberg (Sep. 26 at London, Dec. 12 at London, Mar. 3 at Saginaw), Mathew Campagna (Feb. 4 at Sudbury), Sonny Milano (Mar. 14 at Saginaw and Oct. 24 vs Mississauga), Will Bitten (Oct. 11 vs Peterborough)	
Most Points	4
Sonny Milano (Feb. 26 vs Sarnia, Jan. 9 vs North Bay, Mar. 14 at Saginaw), Victor Crus Rydberg (Sep. 26 at London), Mathew Campagna (Feb. 4 at Sudbury)	
Most Power-Play Goals	1
62 times	
Most Shorthanded Goals	1
Josh Wesley (Jan. 9 vs North Bay) Francesco Vilaridi (Jan. 30 vs Belleville) Connor Sills (Feb. 26 vs Sarnia) Mathew Campagna (Mar. 18 at Owen Sound)	
Fastest Opening Goal	0:15
Connor Sills (Jan. 17 vs Sudbury)	
Fastest Period Goal	0:15
Connor Sills (Jan. 17 vs Sudbury)	
Fastest Two Goals by One Player	0:43
Sonny Milano (Jan. 17 vs Sudbury)	
Fastest Three Goals by One Player	20:06
Connor Chatham (Oct. 11 vs Peterborough)	
Longest Point Scoring Streak (Games)	11
Matt Mistele (Nov. 21 to Dec. 17, 2014, 9G, 9A)	
Longest Goal Scoring Streak (Games)	
Mathew Campagna (Feb. 21, 2015 to Feb. 28, 2015, 4G, 4A) Matt Mistele (Oct. 24, 2014 to Nov. 1, 2014, 5G, 5A and Nov. 26, 2014 to Dec. 5, 2014, 5G, 5A)	

FLINT FIREBIRDS

2015 OHL PRIORITY SELECTIONS

RD	NO	NAME	2014-15 CLUB	POS	HT	WT	BIRTHDATE
1	3	Ryan McLeod	Toronto Marlboros	C	6.00	173	1999-09-21
4	64	Samuel Duchesne	Toronto Marlboros	LD	6.02	165	1999-05-29
4	74	Kyle Keyser	Detroit Victory Honda	G	6.00	168	1999-03-08
5	84	Evan Barratt	Team Comcast	C	5.11	170	1999-02-18
7	124	Hakon Nilsen	Detroit Little Caesars	RD	6.01	190	1998-02-04
7	133	Jack Phibbs	Southern Tier Admirals	LW	5.12	165	1999-03-05
8	144	Wyatt Bongiovanni	Detroit Honeybaked	C	5.11	170	1999-07-24
9	164	Kyle Waters	Halton Hills Hurricanes	RW	6.03	179	1999-03-27
10	184	Andy Nedeljkovic	Detroit Victory Honda	RW	5.10	188	1999-01-18
11	204	Matthew Hohl	St. Louis Blues	RD	6.01	165	1999-07-26
12	224	Drayton Duckett	Waterloo Wolves	LW	5.11	185	1999-05-02
12	233	Lanny Korbee	Toronto Jr. Canadiens	G	6.00	188	1999-05-14
13	244	Josh Rettinger	Mississauga Rebels	LD	5.10	155	1999-06-03
14	264	Liam Walsh	Detroit Victory Honda	LW	5.10	164	1999-07-14
15	284	Devon Fields	Detroit Little Caesars	RD	5.11	194	1999-10-25
CHL Import Draft							
1	9	Vili Saarjarvi	Green Bay	RD	5.10	163	1997-05-15
2	69	Matyas Kantner	Plzen	LW	6.02	161	1998-06-20

HEAD COACH

John Gruden

Born: June 4, 1970 in Virginia, MN

Coaching Record

Year	Club	GP	W	L	T	OTL	PTS	Finish
No OHL Coaching Record								

Coaching History

Andy Weidenbach 1990-91; Andy Weidenbach and Jim Rutherford 1991-92; Tom Webster 1992-93; Paul Maurice 1993-94 to 1994-95; Pete DeBoer 1995-96 to 2000-01; Mike Vellucci 2001-02 to 2007-08; Greg Stefan 2007-08 to 2008-09; Mike Vellucci 2008-09 to 2013-14; Don Elland 2014-15; John Gruden 2015-16 to date.

2014-15 TEAM RECORD

	W	L	OTL	SL		W	L	OTL	SL
Overall Record:	23	38	5	2	vs. Barrie	1	1	0	0
Home Record:	14	17	2	1	vs. Belleville	1	1	0	0
Road Record:	9	21	3	1	vs. Erie	0	2	1	1
Overtime Record:	1	6			vs. Guelph	0	3	1	0
					vs. Kingston	0	2	0	0
vs. East Division Opponents	4	6	0	0	vs. Kitchener	1	2	1	0
vs. Central Division Opponents	6	4	0	0	vs. London	2	2	0	0
vs. West Division Opponents	9	16	2	1	vs. Mississauga	1	1	0	0
vs. Midwest Division Opponents	4	12	3	1	vs. Niagara	1	1	0	0
					vs. North Bay	1	1	0	0
September Record	1	0	1	0	vs. Oshawa	0	2	0	0
October Record	5	7	0	0	vs. Ottawa	1	1	0	0
November Record	4	7	0	1	vs. Owen Sound	1	3	0	0
December Record	2	7	1	0	vs. Peterborough	2	0	0	0
January Record	4	6	0	1	vs. Saginaw	3	4	1	0
February Record	6	5	1	0	vs. Sarnia	2	3	1	0
March Record	1	6	2	0	vs. Sault Ste. Marie	0	6	0	0
					vs. Sudbury	2	0	0	0
Playoff Record:	0	0			vs. Windsor	4	3	0	1

GUELPH STORM

55 Wyndham Street North, Second Floor, Guelph, Ontario N1H 7T8
 Phone: 519.837.9690 • Fax: 519.837.9692
 info@guelphstorm.com • www.guelphstorm.com



TEAM DIRECTORY

Governor
 President
 Vice-President and General Manager
 Head Coach
 Assistant Coaches

Goaltending Coach
 Strength/Conditioning Coach

Skating Coach
 Athletic Therapist
 Equipment Manager
 Assistant Equipment Manager
 Head Scout
 Coordinator of Player Development
 Scouting Coordinator
 Scouts

Director of Business Operations
 Office / Box Office Manager
 Community Relations Coordinator
 Media & Special Event Coordinator
 Brand Manager
 Coordinator of Game Day and Retail
 Academic Advisors
 Club Physician
 Sports Psychologist

Rick Gaetz
 Rick Hoyle
 Mike Kelly
 Bill Stewart
 Todd Harvey
 Luca Caputi
 Matt Smith
 SHIFT Fitness
 Wayne Burke, Adam Martin
 Barb Underhill
 Chad Drown
 Russ Hammond
 Doug Robertson
 Chris McCleary
 Regan Stocco
 Bob Kapustik
 Steve Bisson, Cliff Long,
 Joe Grimaldi, Phil Golding,
 Jim Mancuso, Bob Rivet,
 Tyler Roeszler, Kevin Thacker,
 Bob Kapustik, Randall Paquette
 Matt Newby
 Melanie Mohr
 Sarah Twigger
 Lindsay Newby
 Phil Golding
 Molly Cressman
 Coleen Driscoll, Shari Dorr
 Dr. Johnathan Davids
 Dr. Neil Widmeyer



Rick Gaetz



Mike Kelly



Bill Stewart



Isaac Ratcliffe

TEAM INFORMATION

Home Arena	Sleeman Centre	Capacity	4,715 (4,981w/ standing)
Dimensions of Rink	200' x 85'	Arena Phone	519.822.4900
Arena Manager	Rich Grau	Box Office	519.837.9690 x 102/3
Team Colours	Crimson and White	Press Box	Enter Gate 1
Training Camp	Sleeman Centre		or Pass Holders Gate
Affiliated Team	Guelph Hurricanes Jr. B	Manager	Rob Kirk

GUELPH STORM

FRANCHISE RECORD

SEASON	NAME	GP	W	L	OTL	SL	PTS	GF	GA	FINISH
2014-15	Guelph Storm	68	38	26	2	2	80	237	237	3rd (Midwest)
2013-14	Guelph Storm	68	52	12	2	2	108	340	191	1st (Midwest)
2012-13	Guelph Storm	68	39	23	2	4	84	253	210	4th (Midwest)
2011-12	Guelph Storm	68	31	31		6	68	234	238	4th (Midwest)
2010-11	Guelph Storm	68	34	27		7	75	249	258	4th (Midwest)
2009-10	Guelph Storm	68	35	29		4	74	242	255	3rd (Midwest)
2008-09	Guelph Storm	68	35	26		7	77	226	209	2nd (Midwest)
2007-08	Guelph Storm	68	34	25		9	77	213	187	3rd (Midwest)
2006-07	Guelph Storm	68	33	23		12	78	215	200	3rd (Midwest)
2005-06	Guelph Storm	68	40	24		4	84	232	206	3rd (Midwest)
2004-05	Guelph Storm	68	23	34	10	1	57	167	189	5th (Midwest)
2003-04	Guelph Storm	68	49	14	5	0	103	276	182	2nd (Midwest)
2002-03	Guelph Storm	68	29	28	9	2	69	217	208	3rd (Midwest)
2001-02	Guelph Storm	68	37	23	7	1	82	264	235	2nd (Midwest)
2000-01	Guelph Storm	68	34	23	9	2	79	227	205	2nd (Midwest)
1999-00	Guelph Storm	68	29	35	4	1	63	250	256	4th (Midwest)
1998-99	Guelph Storm	68	44	22	2	2	90	300	218	1st (Midwest)
1997-98	Guelph Storm	66	42	18	6		90	263	189	1st (Central)
1996-97	Guelph Storm	66	35	25	6		76	300	251	2nd (Central)
1995-96	Guelph Storm	66	45	16	5		95	297	186	1st (Central)
1994-95	Guelph Storm	66	47	14	5		99	330	200	1st (Central)
1993-94	Guelph Storm	66	32	28	6		70	323	290	3rd (Emms)
1992-93	Guelph Storm	66	27	33	6		60	298	360	7th (Emms)
1991-92	Guelph Storm	66	4	51	11		19	235	435	8th (Emms)
Totals (since 1991)		1,618	848	610	97	64	1,857	6,188	5,406	Pct. .573

TEAM RECORDS

SEASON

Team		
Most Points	(2013-14)	108
Most Goals	(1974-75)	469
Most Goals Against	(1991-92)	435
Fewest Goals Against	(1995-96)	186

Individual

Most Goals	Steve Shutt (1970-71)	70
Most Assists	Bruce Boudreau (1974-75)	97
Most Points	Bruce Boudreau (1974-75)	165
Best G.A.A.	Thomas McCollum (2007-08)	2.39

GAME

Most Goals	6
Mario Simioni (Oct 17, 1982 vs Guelph), Garry Lacey (Jan 15, 1984 vs Kingston), Steve Thomas (Mar 11, 1984 vs Kingston), Jack MacKeigan (Jan 4, 1986 vs Ottawa)	
Most Assists	7
Tim Armstrong (Jan 4, 1986 vs Ottawa)	
Most Points	10
Steve Thomas (Mar 11, 1984 vs Kingston)	
Most Powerplay Goals	3
Todd Bidner (Dec 10, '80 vs Oshawa), Jeff Triano (Oct 10, '82 at Kingston), Jeff Bes (Nov 27, '91 vs Sault Ste. Marie), Jamie Wright (Sep 29, '94 vs Kitchener), Brian Willisie (Sep 27, '96 vs Oshawa), Colt King (Oct. 15, '00 at Mississauga), Brandon Buck (Jan. 2, '08 at Erie), Drew Doughty (Sep. 30, '07 vs London)	
Most Shorthanded Goals	2
7 times.	
Fastest Opening Goal	0:09
Sylvain Cloutier (Feb 26, 1992 at Owen Sound) Jamie Wright (Mar 18, 1994 at London)	
Fastest Period Goal	0:09
John Tonelli (Nov 17, '74 at Sault Ste. Marie), Mario Simioni (Dec 13, '81 vs Kitchener), Yvan Corriveau (Mar 8, '86 vs Ottawa), Jamie Wright (Oct 6, '95 vs Detroit)	

18

Fastest Two Goals by One Player
Bruce Boudreau (Feb 16, 1975 vs Peterborough - 2nd period) 0:05

Fastest Three Goals by One Player
Mark Napier (Dec 15, 1974 vs Oshawa - 3rd period) 0:39

INDIVIDUAL GAME RECORDS – 2014-15

Most Goals	3
11 times	
Most Assists	5
Tyler Bertuzzi (Nov. 9 vs London)	
Most Points	7
Tyler Bertuzzi (Nov. 9 vs London)	
Most Power-Play Goals	3
Robby Fabbri (Nov. 9 vs London)	
Most Shorthanded Goals	2
Jason Dickinson (Feb. 5 at Peterborough)	
Fastest Opening Goal	0:18
Tyler Bertuzzi (Nov. 28 at Sudbury)	
Fastest Period Goal	0:17
Jason Dickinson (Jan. 16 at Sault Ste. Marie)	
Fastest Two Goals by One Player	0:58
Robby Fabbri (Mar. 12 at Windsor)	
Fastest Three Goals by One Player	17:51
Luke Cairns (Mar. 12 at Windsor)	
Longest Point Scoring Streak (Games)	13
Jason Dickinson (Dec. 31, 2014 to Jan. 30, 2015. 8G, 8A)	
Longest Goal Scoring Streak (Games)	4
8 times	

2015 OHL PRIORITY SELECTIONS

RD	NO	NAME	2014-15 CLUB	POS	HT	WT	BIRTHDATE
1	15	Isaac Ratcliffe	London Knights	LW	6.05	183	1999-02-15
2	27	Liam Stevens	Hamilton Jr. Bulldogs	LW	5.08	181	1999-04-23
3	54	Nick Deakin-Poot	Halton Hills Hurricanes	C	6.04	201	1999-01-28
3	58	Nate Schnarr	Waterloo Wolves	C	6.03	166	1999-02-25
5	94	Quinn Hanna	Peterborough Petes	RD	6.02	179	1999-04-14
6	114	David Farrance	Syracuse Stars	RD	5.10	184	1999-06-23
7	134	Anthony Popovich	Quinte Red Devils	G	6.01	172	1999-08-01
7	140	Cedric Ralph	Peterborough Petes	C	5.07	152	1999-01-21
9	174	Nolan Makkonen	Soo Thunderbirds	RD	6.00	170	1999-02-07
10	194	Patrick Kyte	Ottawa Valley Titans	LD	5.08	147	1999-03-29
11	214	Jakob Lee	Grey-Bruce Highlanders	C	5.07	143	1999-02-12
12	222	Noah Benjamin	Waterloo Wolves	LW	6.01	216	1999-08-27
13	254	David Tomeo	Shattuck St. Mary's	G	5.11	166	1999-03-02
14	274	Michael Mannara	Toronto Jr. Canadiens	LD	5.09	172	1999-03-21
15	294	Matt Wilbee	Highland Storm	F			1999-04-26

CHL Import Draft

1	39	Timo Haussener	Rapperswill/Jona	C	6.04	176	1997-04-09
2	99	Vladislav Barulin	Cherepovets Almaz	RW	5.11	176	1996-07-09

HEAD COACH

Bill Stewart

Born: October 6, 1957 in Toronto, ON

Coaching Record

Year	Club	GP	W	L	T	OTL	SL	PTS	Finish
1996-97	Oshawa Generals	66	41	18	7	0	0	89	2nd (East)
1999-00	Barrie Colts	68	43	18	6	1	0	93	1st (Central)
2014-15	Guelph Storm	27	15	11	-	0	1	31	3rd (Midwest)
	OHL Totals	161	99	47	13	1	1	213	Pct. .661

Coaching History

Ron Ivany, Mike Kelly and Bill LaForge, 1991-92; John Lovell, 1992-93 to 1993-94; Craig Hartsburg 1994-95; E.J. McGuire 1995-96 to 1996-97; George Burnett 1997-98; Geoff Ward, 1998-99; Paul Gillis, 1999-00; Jeff Jackson, 2000-01 to 2001-02; Jeff Jackson and Shawn Camp 2002-03; Shawn Camp 2003-04; Dave Barr 2004-05 to 2007-08; Jason Brooks 2008-09 to 2010-11; Scott Walker 2010-11 to 2013-14; Scott Walker and Bill Stewart 2014-15; Bill Stewart 2015-16 to date.

2014-15 TEAM RECORD

	W	L	OTL	SL		W	L	OTL	SL
Overall Record:	38	26	2	2	vs. Barrie	1	1	0	0
Home Record:	22	9	2	1	vs. Belleville	1	1	0	0
Road Record:	16	17	0	1	vs. Erie	3	3	0	0
Overtime Record:	6	3	0		vs. Kingston	1	1	0	0
					vs. Kitchener	4	4	0	0
vs. East Division Opponents	4	6	0	0	vs. London	2	4	0	0
vs. Central Division Opponents	7	2	1	0	vs. Mississauga	1	0	1	0
vs. West Division Opponents	13	5	1	1	vs. Niagara	2	0	0	0
vs. Midwest Division Opponents	14	13	0	1	vs. North Bay	2	0	0	0
					vs. Oshawa	0	2	0	0
September Record	1	1	0	0	vs. Ottawa	0	2	0	0
October Record	6	3	0	1	vs. Owen Sound	5	2	0	1
November Record	7	6	0	0	vs. Peterborough	2	0	0	0
December Record	6	4	1	0	vs. Plymouth	4	0	0	0
January Record	7	4	1	1	vs. Saginaw	3	1	0	0
February Record	6	5	0	0	vs. Sarnia	2	2	0	0
March Record	5	3	0	0	vs. Sault Ste. Marie	0	2	1	1
					vs. Sudbury	1	1	0	0
Playoff Record:	4	5			vs. Windsor	4	0	0	0

HAMILTON BULLDOGS

FirstOntario Centre, 101 York Boulevard, Hamilton, ON L8R 3L4
Phone: 905.529.8500 • Fax: 905.777.2360
email: info@hamiltonbulldogs.com • www.hamiltonbulldogs.com



TEAM DIRECTORY

Owner	Michael Andlauer
Minority Owner	Gord Simmonds
President	Steve Staios
General Manager and Head Coach	George Burnett
Assistant GM/Associate Coach	Troy Smith
Assistant Coach	Ron Wilson
Goalie Coach	Mike Parson
Video Coach	Kris Young
Athletic Therapist	J.P. Laciak
Strength & Conditioning Coach	Jonathan Brown
Equipment Manager	Kasey LaMorre
Assistant Equipment Manager	Kyle Nicholson
Scouts	Dave Grey, Kevin Gould, Armand Vincent, Matt Turek, Trevor Gallant, Bob Marshall, Derek Langlois, Justin Collins
Director of Finance	Daniella Thomson
Accounting Clerk	Dawna Ebert
Executive Assistant to President and GM	Sarah Leatch
Director of Marketing	Kris Young
Director of Community Relations	Peggy Chapman
Communications Coordinator	Matt Holmes
Academic Advisor	Sean Nicholson
Team Doctor	Dr. Robinson
Team Dentist	Dr. Chithalen



Michael Andlauer



Steve Staios



George Burnett



Matthew Strome

TEAM INFORMATION

Home Arena:	FirstOntario Centre	Capacity:	17,383
Dimensions:	200x85		
Box Office Phone:	905.546.4040	Arena Phone:	905.564.2601
Arena Manager:	Scott Warren		
Press Box Location:	4th floor across the catwalk		
Media Room:	Beside main media/security entrance		
Team Colours:	Blue, Red and White	Training Camp:	FirstOntario Centre
Affiliated Team:	Ancaster Avalanche		

20

FRANCHISE RECORD

SEASON	NAME	GP	W	L	OTL	SL	PTS	GF	GA	FINISH
2014-15	Belleveille Bulls	68	27	33	3	5	62	203	246	4th (East)
2013-14	Belleveille Bulls	68	23	38	4	3	53	206	285	4th (East)
2012-13	Belleveille Bulls	68	44	16	5	3	96	228	167	1st (East)
2011-12	Belleveille Bulls	68	35	32			71	200	221	2nd (East)
2010-11	Belleveille Bulls	68	21	43	4	4	46	175	272	4th (East)
2009-10	Belleveille Bulls	68	20	40	8	4	48	189	263	5th (East)
2008-09	Belleveille Bulls	68	47	17	4	9	98	258	176	1st (East)
2007-08	Belleveille Bulls	68	48	14	6	10	280	280	175	1st (East)
2006-07	Belleveille Bulls	68	39	24	5	8	260	260	227	1st (East)
2005-06	Belleveille Bulls	68	32	28	8	7	202	225	225	3rd (East)
2004-05	Belleveille Bulls	68	29	29	6	4	68	176	208	3rd (East)
2003-04	Belleveille Bulls	68	15	44	8	1	39	172	279	5th (East)
2002-03	Belleveille Bulls	68	33	27	6	2	74	195	200	3rd (East)
2001-02	Belleveille Bulls	68	39	23	4	2	84	279	218	1st (East)
2000-01	Belleveille Bulls	68	37	23	5	3	82	275	224	1st (East)
1999-00	Belleveille Bulls	68	44	22	2	9	319	227	227	2nd (East)
1998-99	Belleveille Bulls	68	39	22	7	8	334	246	246	2nd (East)
1997-98	Belleveille Bulls	66	41	22	3	8	315	239	239	2nd (East)
1996-97	Belleveille Bulls	66	22	37	7	7	51	235	278	5th (East)
1995-96	Belleveille Bulls	66	35	26	5	7	75	300	250	3rd (East)
1994-95	Belleveille Bulls	66	32	31	3	6	67	295	287	4th (East)
1993-94	Belleveille Bulls	66	32	28	6	7	70	303	264	4th (Leyden)
1992-93	Belleveille Bulls	66	21	34	11	5	280	315	315	6th (Leyden)
1991-92	Belleveille Bulls	66	27	27	12	6	314	293	293	6th (Leyden)
1990-91	Belleveille Bulls	66	38	21	7	8	324	280	280	3rd (Leyden)
1989-90	Belleveille Bulls	66	36	26	4	7	301	247	247	5th (Leyden)
1988-89	Belleveille Bulls	66	27	35	4	5	292	322	322	6th (Leyden)
1987-88	Belleveille Bulls	66	32	30	4	6	297	275	275	4th (Leyden)
1986-87	Belleveille Bulls	66	26	39	1	5	292	347	347	5th (Leyden)
1985-86	Belleveille Bulls	66	37	27	2	7	305	268	268	2nd (Leyden)
1984-85	Belleveille Bulls	66	42	24	0	8	390	278	278	2nd (Leyden)
1983-84	Belleveille Bulls	70	33	37	0	6	319	304	304	5th (Leyden)
1982-83	Belleveille Bulls	70	34	36	0	6	342	332	332	6th (Leyden)
1981-82	Belleveille Bulls	68	24	42	2	5	280	326	326	7th (Leyden)
	Franchise Totals	2,288	1,111	997	121	59	2,402	9,135	8,764	Pct. .524

TEAM RECORDS

SEASON Team										
Most Points	(2007-08)	102								
Most Goals	(1984-85)	390								
Most Goals Against	(1986-87)	347								
Fewest Goals Against	(2007-08)	175								
Individual										
Most Assists										
Most Goals	Dave MacLean (1984-85)	64								
	Randy Rowe (2000-01)									
Most Assists	Dave MacLean (1984-85)	90								
Most Points	Dave MacLean (1984-85)	154								
Best G.A.A.	Mike Murphy (2008-09)	2.08								
GAME										
Most Goals		5								
Brent Gretzky (Jan. 7, 1992 at Sudbury), Joe Coombs (Jan. 26, 1996 at Kingston)										
Most Assists		7								
Brad Gratton (Jan. 9, 1987 vs. Ottawa)										
Most Points		8								
Dan Quinn (Jan. 8, 1983 vs. Guelph); Jason Lafreniere (Dec. 11, 1985 vs. London); Brad Gratton (Jan. 9, 1987 vs. Ottawa); Jason Spezza (Feb. 9, 2002 vs. London and March 9, 2002 vs. Toronto)										
Most Powerplay Goals		4								
Jonathan Cheechoo (Feb. 26, 2000 vs. Oshawa)										
Most Shorthanded Goals		2								
7 times										
Fastest Opening Goal		0:07								
Mike Savage (Jan. 1, 1984 vs. Kingston)										
Fastest Period Goal		0:06								
Matt Beleskey (Oct. 7, 2006 vs Kingston)										
Fastest Two Goals by One Player		0:07								
Stan Drulia (Nov. 17, 1985 at Toronto - 1st period)										
Fastest Three Goals by One Player										
5:30 Jarret Reid (Jan. 28, 1994 at Oshawa)										
INDIVIDUAL GAME RECORDS — 2014-15										
Most Goals		2								
21 times										
Most Assists		4								
David Tomasek (Nov. 8 at Sudbury)										
Most Points		4								
Brett Welychka (Jan. 7 vs Windsor), Jordan Subban (Jan. 7 vs Windsor), Remi Elie (Oct. 18 vs Sault Ste. Marie)										
Niki Petti (Jan. 7 vs Windsor), Brett Gustavsen (Mar. 21 vs Sudbury), David Tomasek (Nov. 8 at Sudbury)										
Most Power-Play Goals		2								
Brett Gustavsen (Oct. 8 vs Plymouth)										
Most Shorthanded Goals		1								
Remi Elie (Oct. 5 vs Kingston and Oct. 11 vs Niagara), Brett Welychka (Nov. 2 at Oshawa and Feb. 16 vs Kitchener), Michael Cramarossa (Nov. 22 vs Owen Sound), Adam Laishram (Mar. 13 at Kingston)										
Fastest Opening Goal		1:28								
Brett Gustavsen (Feb. 21 vs Saginaw)										
Fastest Period Goal		0:25								
Stephen Harper (Jan. 24 vs London)										
Fastest Two Goals by One Player		0:25								
Jordan Subban (Feb. 14 vs Peterborough)										
Fastest Three Goals by One Player		-								
Longest Point Scoring Streak (Games)		13								
Jordan Subban (Oct. 16 to Nov. 14, 10G, 10A)										
Longest Goal Scoring Streak (Games)		4								
Jordan Subban (Oct. 24 to Nov. 1, 4G, 4A)										

HAMILTON BULLDOGS

2015 OHL PRIORITY SELECTIONS

RD	NO	NAME	2014-15 CLUB	POS	HT	WT	BIRTHDATE
1	8	Matthew Strome	Toronto Marlboros	LW	6.03	182	1999-01-06
2	33	Reilly Webb	Toronto Titans	RD	6.03	188	1999-05-04
2	40	MacKenzie Entwistle	Toronto Marlboros	C	6.02	159	1999-07-14
3	59	Fedor Gordeev	Toronto Red Wings	LD	6.04	184	1999-01-27
4	68	Noah Lugli	Mississauga Rebels	RD	6.04	183	1999-04-30
4	76	Zackary Jackson	Toronto Titans	C	6.01	170	1999-01-11
5	96	Nick Donofrio	Detroit Compuware	G	6.02	180	1999-11-19
6	119	Kristopher Lalonde	Ottawa Valley Titans	LW	6.02	212	1999-01-14
7	125	Jesse Burger	Mississauga Reps	RW	6.01	171	1999-01-08
7	128	Jake Durham	Central Ontario Wolves	RW	5.09	174	1999-04-07
8	148	Maddux Rychel	Sun County Panthers	LW	6.01	206	1999-01-21
9	168	Brandon Scanlin	Hamilton Huskies	LD	6.00	163	1999-06-02
10	188	Jack Ricketts	Oakville Rangers	C	5.12	176	1999-09-08
11	208	Issac Nurse	Hamilton Huskies	RW	5.10	160	1999-03-16
12	228	Skyler Brind'Amour	Carolina Jr. Hurricanes	C	6.01	153	1999-07-27
13	248	Matthew Wilkins	Toronto Marlboros	LD	6.02	186	1999-04-06
14	268	Lucas Vanroboys	Selects Hockey Academy	F	5.06	118	1999-07-24
15	288	Brett Willits	London Knights	C	5.08	166	1999-03-16
CHL Import Draft							
1	21	Ondrej Kachyna	Budejovice Jr.B	LD	6.02	178	1998-04-30
2	81	Christian Mieritz	Rodovre	LD	6.00	196	1997-09-30

HEAD COACH

George Burnett

Born: Port Perry, Ontario, March 25, 1962

Coaching Record

Year	Club	GP	W	L	OTL	SL	PTS	Finish
1989-90	Niagara Falls Thunder	46	19	25	2		40	6th (Emms)
1990-91	Niagara Falls Thunder	66	39	18	9		87	2nd (Emms)
1991-92	Niagara Falls Thunder	66	39	23	4		82	2nd (Emms)
1997-98	Guelph Storm	66	42	18	6		90	1st (Central)
2000-01	Oshawa Generals	68	20	36	7	5	52	5th (East)
2001-02	Oshawa Generals	68	23	33	7	5	58	4th (East)
2002-03	Oshawa Generals	68	34	30	2	2	72	4th (East)
2003-04	Oshawa Generals	68	30	29	8	1	69	3rd (East)
2004-05	Belleville Bulls	68	29	29	6	4	68	3rd (East)
2005-06	Belleville Bulls	68	32	28	8	8	72	3rd (East)
2006-07	Belleville Bulls	68	39	24	5	5	83	1st (East)
2007-08	Belleville Bulls	68	48	14	6	1	102	1st (East)
2008-09	Belleville Bulls	68	47	17	4	9	48	1st (East)
2009-10	Belleville Bulls	68	20	40	8	8	48	5th (East)
2010-11	Belleville Bulls	68	21	43	4	4	46	4th (East)
2011-12	Belleville Bulls	68	35	32	5	3	71	2nd (East)
2012-13	Belleville Bulls	68	44	16	5	3	96	1st (East)
2013-14	Belleville Bulls	68	23	38	4	3	53	4th (East)
2014-15	Belleville Bulls	68	27	33	3	5	62	4th (East)
OHL Totals		1,264	611	526	58	69	1,349	Pct. .534

Coaching History Larry Mavety 1981-82 to 1987-88, Danny Flynn 1988-89 to 1989-90, Shawn MacKenzie 1990 (playoffs), Larry Mavety 1990-91 to 1996-97, Lou Crawford 1997-98 to 1999-00, Jim Hulton 2000-01 to 2002-03, James Boyd 2003-04, George Burnett 2004-05 to present.

2014-15 TEAM RECORD

	W	L	OTL	SL		W	L	OTL	SL
Overall Record:	27	33	3	5	vs. Barrie	0	2	0	0
Home Record:	18	10	2	4	vs. Erie	2	0	0	0
Road Record:	9	23	1	1	vs. Guelph	1	1	0	0
Overtime Record:	1	4	0		vs. Kingston	5	3	0	0
					vs. Kitchener	1	1	0	0
vs. East Division Opponents	11	17	1	1	vs. London	0	2	0	0
vs. Central Division Opponents	6	7	1	4	vs. Mississauga	2	1	0	1
vs. West Division Opponents	6	3	1	0	vs. Niagara	1	2	0	1
vs. Midwest Division Opponents	4	6	0	0	vs. North Bay	1	1	0	2
					vs. Oshawa	2	4	1	1
September Record	2	0	0	0	vs. Ottawa	2	6	0	0
October Record	8	3	0	0	vs. Owen Sound	0	2	0	0
November Record	3	9	1	1	vs. Peterborough	2	4	0	0
December Record	4	3	0	1	vs. Plymouth	1	1	0	0
January Record	3	7	2	1	vs. Saginaw	2	0	0	0
February Record	5	6	0	1	vs. Sarnia	2	0	0	0
March Record	2	5	0	1	vs. Sault Ste. Marie	1	1	0	0
					vs. Sudbury	2	1	1	0
Playoff Record:	0	4			vs. Windsor	0	1	1	0

KINGSTON FRONTENACS

1 The Tragically Hip Way, Kingston, Ontario K7K 0B4
 Phone: 613.542.4042 • Fax: 613.542.2834
 info@kingstonfrontenacs.com • www.kingstonfrontenacs.com



TEAM DIRECTORY

President and Governor
 General Manager
 Head Coach
 Asst. GM / Director of Hockey Ops.
 Assistant Coaches
 Goaltender Coach
 Athletic Therapist
 Assistant Athletic Therapist
 Equipment Manager
 Assistant Equipment Manager
 Head Scout
 Director of Player Development
 Scouts

Executive Director of Business Ops.
 Mgr of Partnerships and Game Ops.
 Manager of Ticket Sales
 Administration & Merchandise
 Coord. of Marketing and New Media
 Corporate Coordinator
 Coord. of Community and Game Ops
 Inside Sales Coordinator
 Group Sales Coordinator
 Corporate Sales Coordinator
 Academic Advisors
 Club Physician
 Club Dentist


Douglas Springer
 Doug Gilmour
 Paul McFarland
 Darren Keily
 John Goodwin, Jason Supryka
 Dave Franco
 Ryan Bennett
 Chris Wilson
 Chris Cook
 Kevin Walker
 Jeff McKercher
 Craig Nelson
 Dick Cherry, Jason Maleyko,
 Beau Moyer, Aaron Van Leusen
 Brock Wilson, Adam Dewan,
 Jack Walchessen
 Justin Chenier
 Chelsea McDermott
 Tim Hughes
 Brenda Mavety
 Adam Smith
 Eric Ebenbauer
 Melissa Rogez
 Sam Sanderson
 Jessica Findlay
 Michael LeClair
 Mike Hamilton, Kim Hulton
 Dr. Jen Hacking
 Dr. I.A. Cameron



Douglas Springer




Doug Gilmour



Paul McFarland

TEAM INFORMATION

Home Arena	Rogers K-Rock Centre	Capacity	5,614
Dimensions	200' x 85'		
Arena Manager	Lynn Carlotto	Arena Phone	613-650-5000
Media Box	400 Level behind section 112		
Media Room	400 Level behind section 107		
Team Colours	Black, Gold, White	Training Camp	Rogers K-Rock Centre
Affiliate Team	Kingston Voyageurs Jr. A	Manager	Denis Duchesne



Robbie Burt

KINGSTON FRONTENACS

FRANCHISE RECORD

Montreal Jr. Canadiens franchise moved to Kingston 1973

SEASON	NAME	GP	W	L	OTL	SL	PTS	GF	GA	FINISH
2014-15	Kingston Frontenacs	68	32	28	5	3	72	196	197	3rd (East)
2013-14	Kingston Frontenacs	68	39	23	3	3	84	301	255	2nd (East)
2012-13	Kingston Frontenacs	68	27	35	3	3	60	217	273	3rd (East)
2011-12	Kingston Frontenacs	68	19	41	6	8	46	188	290	5th (East)
2010-11	Kingston Frontenacs	68	29	30	4	5	67	245	279	3rd (East)
2009-10	Kingston Frontenacs	68	33	30	5	7	71	229	251	2nd (East)
2008-09	Kingston Frontenacs	68	18	40	3	10	46	200	278	5th (East)
2007-08	Kingston Frontenacs	68	25	41	2	2	52	227	312	5th (East)
2006-07	Kingston Frontenacs	68	31	30	7	6	69	269	284	3rd (East)
2005-06	Kingston Frontenacs	68	37	24	7	8	81	258	237	2nd (East)
2004-05	Kingston Frontenacs	68	28	33	4	3	63	219	242	4th (East)
2003-04	Kingston Frontenacs	68	30	28	7	3	70	210	221	2nd (East)
2002-03	Kingston Frontenacs	68	25	37	2	4	56	222	287	5th (East)
2001-02	Kingston Frontenacs	68	18	37	9	4	49	197	272	5th (East)
2000-01	Kingston Frontenacs	68	28	28	11	1	68	232	218	4th (East)
1999-00	Kingston Frontenacs	68	38	25	5	3	84	258	245	3rd (East)
1998-99	Kingston Frontenacs	68	22	42	4	4	48	240	320	5th (East)
1997-98	Kingston Frontenacs	66	35	27	4	7	74	330	275	3rd (East)
1996-97	Kingston Frontenacs	66	25	35	6	6	56	257	277	4th (East)
1995-96	Kingston Frontenacs	66	29	31	6	6	64	266	267	5th (East)
1994-95	Kingston Frontenacs	66	40	19	7	8	87	284	224	1st (East)
1993-94	Kingston Frontenacs	66	30	28	8	6	68	265	259	5th (Leyden)
1992-93	Kingston Frontenacs	66	36	19	11	8	83	314	265	2nd (Leyden)
1991-92	Kingston Frontenacs	66	16	44	6	3	38	241	316	8th (Leyden)
1990-91	Kingston Frontenacs	66	15	47	4	4	34	255	382	8th (Leyden)
1989-90	Kingston Frontenacs	66	42	21	3	8	87	300	232	2nd (Leyden)
1988-89	Kingston Raiders	66	25	36	5	5	55	278	313	7th (Leyden)
1987-88	Kingston Canadians	66	14	52	0	2	28	246	432	7th (Leyden)
1986-87	Kingston Canadians	66	26	39	1	5	53	287	316	4th (Leyden)
1985-86	Kingston Canadians	66	35	28	3	7	73	297	257	4th (Leyden)
1984-85	Kingston Canadians	66	18	47	1	3	37	239	380	7th (Leyden)
1983-84	Kingston Canadians	70	25	45	0	5	50	313	378	7th (Leyden)
1982-83	Kingston Canadians	70	24	45	1	4	49	351	425	7th (Leyden)
1981-82	Kingston Canadians	68	29	34	5	6	63	302	316	5th (Leyden)
1980-81	Kingston Canadians	68	39	26	3	8	81	334	273	3rd (Leyden)
1979-80	Kingston Canadians	68	35	26	7	7	77	320	290	4th (Leyden)
1978-79	Kingston Canadians	68	26	38	4	5	56	265	306	5th (Leyden)
1977-78	Kingston Canadians	68	27	32	9	1	63	288	323	4th (Leyden)
1976-77	Kingston Canadians	66	32	24	10	7	74	295	259	3rd (Leyden)
1975-76	Kingston Canadians	66	33	24	9	5	75	357	316	3rd (Leyden)
1974-75	Kingston Canadians	70	25	35	10	6	60	297	345	8th
	Totals (since 1974)	2,762	1,160	1,354	180	71	2,571	10,889	11,895	Pct. .465

TEAM RECORDS

SEASON

Team		
Most Points	(1989-90 and 1994-95)	87
Most Goals	(1975-76)	357
Most Goals Against	(1987-88)	432
Fewest Goals Against	(2014-15)	197
Individual		
Most Goals	Bernie Nicholls (1980-81)	63
Most Assists	Tim Salmon (1983-84)	100
Most Points	Bernie Nicholls (1980-81)	152
Best G.A.A.	Lucas Peressini (2014-15)	2.32

GAME

Most Goals	6
Kevin Conway (Feb 3, 1983 vs Belleville)	
Most Assists	7
Mike O'Connell (Nov 7, 1974 vs Hamilton)	
Most Points	8
Scott Howson (Nov 25, 1979 vs Kitchener)	
Most Powerplay Goals	4
Kevin Conway (Feb 3, 1983 vs Belleville)	
Most Shorthanded Goals	2
Scott Howson (Jan 9, 1979 at Ottawa), Greg Clancy (Jan 22, 1993 vs Newmarket), Steve Parson (Feb 18, 1994 vs Oshawa), Andrew Ianiero (Jan. 8, 2000 vs. Barrie)	
Fastest Opening Goal	0:08
Jason Snow (Nov 17, 1988 vs North Bay), Chris Allen (Feb 9, 1996 vs Barrie)	
Fastest Period Goal	0:08
Colin Chalk (Dec 7, 1995 at Windsor - 3rd period)	
Fastest Two Goals by One Player	0:10
Geoff Schneider (Dec 1, 1990 vs Ottawa - 3rd period)	
Fastest Three Goals by One Player	0:28
Brad Rhiness (Nov 2, 1975 vs Windsor)	

INDIVIDUAL GAME RECORDS – 2014-15

Most Goals	3
Robert Polesello (Oct. 24 vs Barrie), Sam Bennett (Mar. 14 vs North Bay), Lawson Crouse (Nov. 28 vs Kitchener)	
Most Assists	4
Spencer Watson (Oct. 24 vs Barrie)	
Most Points	4
Sam Bennett (Mar. 10 at Peterborough and Mar. 14 vs North Bay), Spencer Watson (Oct. 24 vs Barrie)	
Most Power-Play Goals	2
Lawson Crouse (Nov. 28 vs Kitch), Spencer Watson (Oct. 23 at Nia), Evan McEney (Jan. 10 vs Wsr), Robert Polesello (Oct. 24 vs Bar)	
Most Shorthanded Goals	1
Conor McGlynn (Oct. 17 vs Plymouth), Conor McGlynn (Dec. 14 at North Bay), Lawson Crouse (Jan. 16 at Erie), Samuel Schutt (Feb. 6 vs Belleville), Lawson Crouse (Feb. 25 at Belleville), Sam Bennett (Mar. 6 vs Peterborough), Juho Lammikko (Mar. 20 vs Oshawa), Juho Lammikko (Mar. 21 at Barrie)	
Fastest Opening Goal	0:44
Robert Polesello (Sep. 25 at Peterborough)	
Fastest Period Goal	0:13
Samuel Schutt (Nov. 29 at London)	
Fastest Two Goals by One Player	0:56
Lawson Crouse (Nov. 28 vs Kitchener)	
Fastest Three Goals by One Player	12:02
Robert Polesello (Oct. 24 vs Barrie)	
Longest Point Scoring Streak (Games)	10
Spencer Watson (Oct. 5 to Nov. 1, 2014, 96, 9A)	
Longest Goal Scoring Streak (Games)	6
Sam Bennett (Mar. 4 to Mar. 14, 2015, 106, 10A)	

2015 OHL PRIORITY SELECTIONS

RD	NO	NAME	2014-15 CLUB	POS	HT	WT	BIRTHDATE
1	11	Robbie Burt	Mississauga Rebels	RW	5.11	193	1999-05-29
2	31	Jacob Paquette	Ottawa Jr. 67's	RD	6.02	183	1999-05-26
2	37	Jakob Brahaney	Quinte Red Devils	LD	6.01	167	1999-03-26
4	62	Jason Robertson	Don Mills Flyers	RW	6.01	179	1999-07-22
5	90	Tyler Burnie	Barrie Jr. Colts	RW	6.03	182	1999-02-09
6	109	Nick Kiriakos	Mississauga Rebels	RD	6.00	194	1999-01-30
7	130	Mario Peccia	Mississauga Reps	G	6.02	205	1999-09-21
8	150	Colin Van Den Hurk	Quinte Red Devils	RD	5.11	161	1999-05-26
9	181	Sean Michaud	Niagara North Stars	LW	5.11	178	1999-04-25
10	192	Jackson Arcan	Barrie Jr. Colts	C	6.00	154	1999-05-22
10	200	Brad Cocca	Don Mills Flyers	C	5.07	149	1999-08-13
11	210	Peter Cascagnette	Kitchener Jr. Rangers	LD	6.02	175	1999-03-12
12	230	Mack Hancock	Kingston Frontenacs	C	5.12	162	1999-02-09
12	236	Vaughn McCusker	Ajax-Pickering Raiders	C	6.02	160	1999-05-18
13	250	Jacob Drobczyk	Hill Academy	C	6.01	195	1997-04-24
14	270	Sam Paquette	Ottawa Jr. 67's	LW	6.02	202	1999-05-26
15	290	Quintin Wheeler	York-Simcoe Express	RD	5.10	160	1999-02-16
CHL Import Draft							
1	27	Konstantin Chernyuk	Wichita	LD	6.05	173	1998-02-13

HEAD COACH

Paul McFarland

Born: December 6, 1985 in Richmond Hill, Ontario

Coaching Record

Year	Club	GP	W	L	OTL	SL	PTS	Finish
2014-15	Kingston Frontenacs	68	32	28	5	3	72	3rd (East)

Coaching History

Jack (Red) Bownass, 1973-74 to 1974-75; Jim Morrison, 1975-76 to 1981-82; Rod Graham, 1982-83; Rick Cornacchia, 1983-84; Rick Cornacchia and Jim Dorey, 1984-85; Fred O'Donnell, 1985-86 to 1986-87; Jacques Tremblay and Jim Dorey, 1987-88; Larry Mavety, 1988-89 to 1989-90; Randy Hall, 1990-91; Paul Cook, 1991-92; Dave Allison, 1992-93 to 1993-94; Gary Agnew, 1994-95 to 1996-97; Larry Mavety 1997-98 to 2002-03; Larry Mavety and Greg Bignell 2002-03; Jim Hulton 2003-04 to 2005-06; Bruce Cassidy 2006-07 to 2007-08; Larry Mavety 2007-08 to 2008-09; Doug Gilmour 2008-09 to 2010-11; Todd Gill 2011-12 to 2013-14; Paul McFarland 2014-15 to date.

2014-15 TEAM RECORD

	W	L	OTL	SL		W	L	OTL	SL
Overall Record:	32	28	5	3	vs. Barrie	1	2	0	1
Home Record:	19	13	2	0	vs. Belleville	3	4	0	1
Road Record:	13	15	3	3	vs. Erie	0	2	0	0
Overtime Record:	1	8	0		vs. Guelph	1	0	1	0
					vs. Kitchener	1	1	0	0
vs. East Division Opponents	16	12	1	1	vs. London	2	0	0	0
vs. Central Division Opponents	9	6	1	2	vs. Mississauga	2	1	0	1
vs. West Division Opponents	3	6	1	0	vs. Niagara	4	0	0	0
vs. Midwest Division Opponents	4	4	2	0	vs. North Bay	1	2	1	0
					vs. Oshawa	6	2	0	0
September Record	2	0	0	0	vs. Ottawa	3	4	1	0
October Record	4	5	0	1	vs. Owen Sound	0	1	1	0
November Record	5	5	1	1	vs. Peterborough	4	2	0	0
December Record	3	4	2	0	vs. Plymouth	2	0	0	0
January Record	4	6	2	0	vs. Saginaw	0	2	0	0
February Record	6	6	0	1	vs. Sarnia	1	1	0	0
March Record	8	2	0	0	vs. Sault Ste. Marie	0	2	0	0
					vs. Sudbury	1	1	0	0
Playoff Record:	0	4			vs. Windsor	0	1	1	0

KITCHENER RANGERS

Kitchener Memorial Auditorium Complex, 400 East Ave, Kitchener, ON N2H 1Z6

Phone: 519.576.3700 • Fax: 519.576.7571

Email: info@kitchenerangers.com • www.kitchenerangers.com



TEAM DIRECTORY

Chief Operating Officer and Governor	Steve Bienkowski C.P.A., C.A.
General Manager	Murray Hiebert
Head Coach	Mike Van Ryn
Assistant GM/Assistant Coach	Mike McKenzie
Associate Coaches	Jay McKee, Daniel Tkaczuk
Goaltending Coach	Kain Tisi
Strength & Conditioning Coach	Brandon Merli
Video Coach/Statistical Analyst	Jordan Bean
Trainer	Dan Lebold
Assistant Trainers	Barry Hoch, Austin Denstedt, Dan Kovachik
Scouts	Ray Hollowell, Mike Sadler, Tark Bertrand, Mike Bukator, Hugh Craig, Darryl Hollowell, Rob Hunter, Matt McGuffin, Ed Roberts, Bill Underwood
Director of Player Personnel	Sean Murphy
Director of Marketing & Sales	Brad Sparkes
Manager of Game Operations	Adam Bramhill
Manager of Brand Marketing	Michelle Fortin
Communications Manager	Alyscia Warner
Account Manager, Ticket Sales	Zach Foss
Retail and Events Manager	Rochelle Thiel
Video Production Specialist	Cole Dow
Administration	Heather Albrecht, Treena Hennessey
Team Psychologist	Richard Ennis
Academic Advisor	Dave Tennant
Team Physicians	Dr. Martin Duke, Dr. Don Rhodes, Dr. Frank Onuska
Physiotherapists	Rabi Guha, Dave Wilkinson, Dave Gillman
Club Dentists	Dr. Fred Harlbut, Dr. Rob Di Miglio, Dr. Egon Beiler, Dr. Doug Beaton, Dr. Sandy Tse, Dr. Rob Lenizky
Nutrition & Wellness	Lauren Fulop



Steve Bienkowski



Murray Hiebert



Mike Van Ryn

TEAM INFORMATION

Home Arena	Kitchener Memorial Auditorium, Dom Cardillo Arena	
Capacity	7,131 (7,469 with standing)	Dimensions 194' x 85'
Arena Manager	Paul Pickard	Arena Phone 519.741.2699
Media Box	East side of the building, Door #21	
Media Room	'Don Cameron Media Room', Legends Level, Floor 3	
Team Colours	Blue, Red & White	Training Camp Kitchener Mem. Aud.
Affiliated Team	Kitchener Dutchmen	



Greg Meireles

FRANCHISE RECORD

SEASON	NAME	GP	W	L	OTL	SL	PTS	GF	GA	FINISH
2014-15	Kitchener Rangers	68	32	26	3	7	74	216	221	5th (Midwest)
2013-14	Kitchener Rangers	68	22	41	2	3	49	200	280	5th (Midwest)
2012-13	Kitchener Rangers	68	39	20	1	8	87	216	185	3rd (Midwest)
2011-12	Kitchener Rangers	68	42	24	2	2	86	253	211	2nd (Midwest)
2010-11	Kitchener Rangers	68	38	21	4	5	85	256	217	2nd (Midwest)
2009-10	Kitchener Rangers	68	42	19	7	9	91	286	236	2nd (Midwest)
2008-09	Kitchener Rangers	68	26	27	5	5	57	208	254	5th (Midwest)
2007-08	Kitchener Rangers	68	53	11	4	110	289	174	1st (Midwest)	
2006-07	Kitchener Rangers	68	47	17	4	98	262	187	2nd (Midwest)	
2005-06	Kitchener Rangers	68	47	19	2	96	255	165	2nd (Midwest)	
2004-05	Kitchener Rangers	68	35	20	9	4	83	235	187	3rd (Midwest)
2003-04	Kitchener Rangers	68	34	26	6	2	76	254	235	3rd (Midwest)
2002-03	Kitchener Rangers	68	46	14	5	3	100	275	188	1st (Midwest)
2001-02	Kitchener Rangers	68	35	22	10	1	81	257	190	3rd (Midwest)
2000-01	Kitchener Rangers	68	26	36	6	0	58	183	247	5th (Midwest)
1999-00	Kitchener Rangers	68	28	34	6	4	66	229	256	2nd (Midwest)
1998-99	Kitchener Rangers	68	23	39	6	5	52	205	257	4th (Midwest)
1997-98	Kitchener Rangers	66	27	29	10	6	64	224	239	3rd (Central)
1996-97	Kitchener Rangers	66	34	22	10	7	78	274	235	1st (Central)
1995-96	Kitchener Rangers	66	35	28	3	7	73	253	230	2nd (Central)
1994-95	Kitchener Rangers	66	18	42	6	4	42	216	296	5th (Central)
1993-94	Kitchener Rangers	66	32	30	4	6	68	286	316	5th (Emms)
1992-93	Kitchener Rangers	66	26	31	9	6	61	280	314	6th (Emms)
1991-92	Kitchener Rangers	66	29	30	7	6	65	283	282	4th (Emms)
1990-91	Kitchener Rangers	66	28	30	8	6	64	301	293	5th (Emms)
1989-90	Kitchener Rangers	66	38	21	7	8	83	358	259	2nd (Emms)
1988-89	Kitchener Rangers	66	41	19	6	8	88	318	251	1st (Emms)
1987-88	Kitchener Rangers	66	26	39	1	5	53	263	329	6th (Emms)
1986-87	Kitchener Rangers	66	32	31	3	6	67	293	305	4th (Emms)
1985-86	Kitchener Rangers	66	35	27	4	7	74	318	309	4th (Emms)
1984-85	Kitchener Rangers	66	27	35	4	5	58	282	319	6th (Emms)
1983-84	Kitchener Rangers	70	52	16	2	10	106	418	276	1st (Emms)
1982-83	Kitchener Rangers	70	45	23	2	9	92	393	292	2nd (Emms)
1981-82	Kitchener Rangers	68	44	21	3	9	91	322	247	1st (Emms)
1980-81	Kitchener Rangers	68	34	33	1	6	69	321	320	1st (Emms)
1979-80	Kitchener Rangers	68	17	51	0	3	34	276	425	6th (Emms)
1978-79	Kitchener Rangers	68	29	35	4	6	62	316	356	4th (Emms)
1977-78	Kitchener Rangers	68	26	34	8	6	60	270	303	4th (Emms)
1976-77	Kitchener Rangers	66	26	32	8	6	60	320	380	4th (Emms)
1975-76	Kitchener Rangers	66	26	35	5	5	57	298	384	4th (Emms)
1974-75	Kitchener Rangers	70	17	47	6	4	40	239	351	11th
Totals (since 1974)		2,762	1,359	1,157	179	61	2,958	11,201	10,998	Pct. 535

TEAM RECORDS

SEASON

Team

Most Points	(2007-08)	110
Most Goals	(1983-84)	418
Most Goals Against	(1979-80)	425
Fewest Goals Against	(2005-06)	165

Individual

Most Goals	Wayne Presley (1983-84)	63
Most Assists	Jason Akeson (2010-11)	84
Most Points	Dwight Foster (1976-77)	143
Best G.A.A.	Dan Turple (2005-06)	2.25

GAME

Most Goals	5	Dwight Foster (1976-77), Allan MacInnis (1982-83), David Bruce (1983-84), John Tucker (1983-84), Jeff Noble (1987-88)
Most Assists	7	Wayne Presley (Jan. 15, 1984 at Cornwall)
Most Points	8	Wayne Presley (Jan 15, 1984 at Cornwall); Mike Wolak (Dec 13, 1985 vs Sudbury); Andre Benoit (Sept. 19, 2003 vs Plymouth)
Most Powerplay Goals	3	10 times
Most Shorthanded Goals	3	David Bruce (Jan 6, 1984 vs Cornwall)
Fastest Opening Goal	0:13	Jack Williams (Nov 11, 1990 at Oshawa)
Fastest Period Goal	0:05	Russ Adam (Nov 2, 1979 vs Brantford - 3rd period) Tom St. James (Feb 13, 1983 vs Ottawa - 2nd period)
Fastest Two Goals by One Player	0:11	Paul Reinhart (Feb 24, 1979 at London - 3rd per.); Eric Manlow (Jan 23, 1993 at Kingston - 2nd per.); Chris Phelps (Feb 19, 1993 vs Ottawa - 2nd per.)

Fastest Three Goals by One Player	3:02	Tyler Ertel (Mar 1, 1992 vs Niagara Falls - 2nd period)
-----------------------------------	------	---------------------------------------------------------

INDIVIDUAL GAME RECORDS – 2014-15

Most Goals	3	Justin Bailey (Oct. 11 at Erie and Nov. 14 vs Plymouth) Brandon Robinson (Feb. 13 vs Mississauga)
Most Assists	3	Frank Hora (Mar. 8 vs Saginaw), Adam Mascherin (Oct. 13 vs Guelph) Ryan MacInnis (Nov. 14 vs Plymouth, Oct. 3 at London, Oct. 11 at Erie, Nov. 7 vs Peterborough), David Miller (Mar. 12 at London)
Most Points	4	Ryan MacInnis (Nov. 7 vs Peterborough), Brandon Robinson (Feb. 13 vs Mississauga), Justin Bailey (Nov. 14 vs Plymouth)
Most Power-Play Goals	2	Ryan MacInnis (Feb. 24 vs London), David Miller (Mar. 8 vs Saginaw) Adam Mascherin (Oct. 5 at Oshawa), Brandon Robinson (Nov. 7 vs Peterborough and Feb. 13 vs Mississauga)
Most Shorthanded Goals	1	9 times
Fastest Opening Goal	1:05	Nick Magyar (Dec. 6 at Owen Sound)
Fastest Period Goal	0:14	Justin Bailey (Nov. 14 vs Plymouth)
Fastest Two Goals by One Player	1:26	Ryan MacInnis (Mar. 12 at London)
Fastest Three Goals by One Player	11:34	Brandon Robinson (Feb. 13 vs Mississauga)
Longest Point Scoring Streak (Games)	11	Max Lafrate (Oct. 13 to Nov. 9, 2014, 3G, 3A)
Longest Goal Scoring Streak (Games)	4	Gustaf Franzen (Dec. 16, 2014 to Jan. 1, 2015, 4G, 4A), Brandon Robinson (Jan. 11 to Jan. 17, 2015, 4G, 4A)

KITCHENER RANGERS

2015 OHL PRIORITY SELECTIONS

RD	NO	NAME	2014-15 CLUB	POS	HT	WT	BIRTHDATE
1	12	Greg Meireles	Ottawa Jr. 67's	C	5.10	163	1999-01-01
2	32	Elijah Roberts	Toronto Marlboros	LD	5.08	155	1999-01-23
3	44	Joseph Garreffa	Toronto Titans	C	5.06	171	1999-08-09
4	79	Luke Richardson	North Central Predators	G	6.02	141	1999-05-28
6	111	Tyler Inamoto	Shattuck St. Mary's	LD	5.12	174	1999-05-06
7	131	Nicholas McHugh	Ottawa Jr. 67's	LW	5.10	154	1999-02-13
8	151	Nick Durajlija	Hamilton Huskies	LD	6.05	183	1999-04-14
9	171	Alex Peterson	Thunder Bay Kings	LD	6.01	160	1999-05-26
10	191	Adam Scheel	Cleveland Barons	G	6.02	176	1999-05-01
11	211	Ryan Kula	Toronto Titans	LW	5.11	171	1999-04-15
12	231	Scott Del Zotto	Toronto Jr. Canadiens	C	5.07	158	1999-02-05
13	251	Colin Felix	St. George's	RD	5.11	161	1999-01-07
14	271	Andrew McIntyre	Kitchener Jr. Rangers	RW	5.09	157	1999-10-28
15	291	Dylan Seitz	Nichols School Var.	C	6.00	167	1999-01-15

HEAD COACH

Mike Van Ryn

Born: May 14, 1979, London, ON

Coaching Record

Year	Club	GP	W	L	OTL	SL	PTS	Finish
No OHL coaching record								

Coaching History

Wally Kullman, 1967-68 to 1968-69; Gerry Farler, 1969-70; Gerry Farler and Ron Murphy, 1970-71; Ron Murphy, 1971-72; Eddie Bush, 1972-73 to 1973-74; Eddie Bush, Don McKee and Jim Morrison, 1974-75; Mac MacLean, 1975-76 to 1976-77; Mac MacLean and Bob Ertel, 1977-78; Bob Ertel, 1978-79; Bob Ertel and Rod Seiling, 1979-80; Orval Tessier, 1980-81; Joe Crozier, 1981-82 to 1982-83; Tom Barrett, 1983-84 to 1985-86; Tom Barrett and Joe McDonnell, 1986-87; Joe McDonnell, 1987-88 to 1993-94; Joe McDonnell and Geoff Ward, 1994-95; Geoff Ward 1995-96 to 1997-98; Brian Hayton, 1998-99; Brian Hayton and Jeff Snyder, 1999-00; Jeff Snyder 2000-01; Peter DeBoer 2001-02 to 2007-08; Steve Spott 2008-09 to 2012-13; Troy Smith 2013-14 to 2014-15; Mike Van Ryn 2015-16 to date.

2014-15 TEAM RECORD

	W	L	OTL	SL		W	L	OTL	SL
Overall Record:	32	26	3	7	vs. Barrie	1	1	0	0
Home Record:	23	7	1	3	vs. Belleville	1	1	0	0
Road Record:	9	19	2	4	vs. Erie	2	3	0	1
Overtime Record:	2	7	0		vs. Guelph	4	4	0	0
					vs. Kingston	1	1	0	0
vs. East Division Opponents	6	4	0	0	vs. London	3	1	1	1
vs. Central Division Opponents	3	5	0	2	vs. Mississauga	1	1	0	0
vs. West Division Opponents	11	6	2	1	vs. Niagara	0	1	0	1
vs. Midwest Division Opponents	12	11	1	4	vs. North Bay	1	1	0	0
					vs. Oshawa	1	1	0	0
September Record	1	1	0	0	vs. Ottawa	2	0	0	0
October Record	6	2	0	3	vs. Owen Sound	3	3	0	2
November Record	6	3	2	1	vs. Peterborough	1	1	0	0
December Record	2	6	0	0	vs. Plymouth	3	0	1	0
January Record	7	3	1	2	vs. Saginaw	1	1	1	1
February Record	5	6	0	1	vs. Sarnia	2	2	0	0
March Record	5	5	0	0	vs. Sault Ste. Marie	2	2	0	0
					vs. Sudbury	0	1	0	1
Playoff Record:	2	4			vs. Windsor	3	1	0	0

LONDON KNIGHTS

Budweiser Gardens, 99 Dundas Street, London, Ontario N6A 6K1

Phone: 519.681.0800 • Fax: 519.668.7291

Email: info@londonknights.com • www.londonknights.com



TEAM DIRECTORY

President and Head Coach

Vice-President

Alternate Governor/General Manager

Governor

Assistant GM/Assistant Coach

Assistant Coaches

Goaltending Coach

Equipment Manager

Trainer/Physiotherapist

Equipment Assistants

Hockey Operations Assistant

Director of Scouting

Assistant Director of Scouting

Scouts

Director of Marketing

Marketing Manager

Group Sales Manager

Director of Ticketing

Box Office Manager

Merchandising Manager

Academic Advisor

Security

Club Physician

Club Orthopedic Surgeon

Club Dentist

Physiotherapists

Dale Hunter

Mark Hunter

Basil McRae

Trevor Whiffen

Rob Simpson

Dylan Hunter

Rick Steadman

Dave Rook

Chris Maton

Doug Stacey

Matt DeSand, Anthony DiGiuseppe

Dean Patterson

Ken Hornick

Jake Goldberg

Leon Haughian, Steve Warner,

Mike Martin, Stu Robinson,

Tony Martino, Tommy Mannino,

Lorry Greenspan, Rick Boyle

Geoffrey Hare

Sean Adams

Chris Drinkwater

Cindy Mitro

Kaitlin Williams

Carter Warwick

Shalen Hunter, Blyth Academy

Bob Martin

Dr. Dieter Bruckschwaiger

Dr. Robert Giffin

Dr. Mark Botsford

Fowler Kennedy Clinic



Dale Hunter



Basil McRae



Dylan Hunter

TEAM INFORMATION

Home Arena	Budweiser Gardens	Capacity	9,046
Dimensions	200' x 85'	Box Office	519.681.0800
Arena Manager	Brian Ohl	Arena Phone	519.667.5700
Media Room	SW corner of 1st floor	Media Box	South Side, 3rd Floor
Media/Scout Entr.	Southwest corner off King St.		
Team Colours	Black, Green, Gold and White		
Training Camp	Budweiser Gardens		
Affiliated Teams	London Nationals, St. Thomas Stars		



Evan Bouchard

LONDON KNIGHTS

FRANCHISE RECORD

SEASON	NAME	GP	W	L	OTL	SL	PTS	GF	GA	FINISH
2014-15	London Knights	68	40	24	1	3	84	289	260	2nd (Midwest)
2013-14	London Knights	68	49	14	1	4	103	316	203	3rd (Midwest)
2012-13	London Knights	68	50	13	2	4	105	279	180	1st (Midwest)
2011-12	London Knights	68	49	18		1	99	277	178	1st (Midwest)
2010-11	London Knights	68	34	29		4	73	230	253	5th (Midwest)
2009-10	London Knights	68	49	16	3	101	273	208	1st (Midwest)	
2008-09	London Knights	68	49	16	3	101	287	194	1st (Midwest)	
2007-08	London Knights	68	38	24	6	82	250	230	2nd (Midwest)	
2006-07	London Knights	68	50	14	4	104	311	231	1st (Midwest)	
2005-06	London Knights	68	49	15	4	102	304	211	1st (Midwest)	
2004-05	London Knights	68	59	7	2	0	120	310	125	1st (Midwest)
2003-04	London Knights	68	53	11	2	2	110	300	147	1st (Midwest)
2002-03	London Knights	68	31	27	7	3	72	220	205	2nd (Midwest)
2001-02	London Knights	68	24	27	10	7	65	210	249	5th (West)
2000-01	London Knights	68	26	34	5	3	60	222	263	4th (West)
1999-00	London Knights	68	22	39	7	3	54	186	250	5th (West)
1998-99	London Knights	68	34	30	4		72	260	217	3rd (West)
1997-98	London Knights	66	40	21	5		85	301	238	1st (West)
1996-97	London Knights	66	13	51	2		28	215	365	5th (West)
1995-96	London Knights	66	3	60	3		9	179	435	5th (West)
1994-95	London Knights	66	18	44	4		40	210	309	4th (West)
1993-94	London Knights	66	32	30	4		68	293	279	6th (Emms)
1992-93	London Knights	66	32	27	7		71	323	292	3rd (Emms)
1991-92	London Knights	66	37	25	4		78	310	260	3rd (Emms)
1990-91	London Knights	66	38	25	3		81	301	270	3rd (Emms)
1989-90	London Knights	66	41	19	6		88	313	246	1st (Emms)
1988-89	London Knights	66	37	25	4		78	311	264	3rd (Emms)
1987-88	London Knights	66	40	22	4		84	309	273	2nd (Emms)
1986-87	London Knights	66	25	39	2		52	259	329	7th (Emms)
1985-86	London Knights	66	28	33	5		61	271	292	6th (Emms)
1984-85	London Knights	66	43	22	1		87	340	276	2nd (Emms)
1983-84	London Knights	70	32	37	1		65	288	319	4th (Emms)
1982-83	London Knights	70	32	37	1		65	336	339	5th (Emms)
1981-82	London Knights	68	35	30	3		73	359	328	3rd (Emms)
1980-81	London Knights	68	20	48	0		40	300	388	6th (Emms)
1979-80	London Knights	68	26	38	4		56	328	334	5th (Emms)
1978-79	London Knights	68	37	29	2		76	310	287	2nd (Emms)
1977-78	London Knights	68	35	22	11		81	333	251	1st (Emms)
1976-77	London Knights	66	51	13	2		104	379	203	2nd (Emms)
1975-76	London Knights	66	31	26	9		71	317	256	2nd (Emms)
1974-75	London Knights	70	26	37	7		59	296	368	19th
	Totals (since 1974)	2,762	1,458	1,118	139	53	3,105	1,705	10,805	Pct. .562

TEAM RECORDS

SEASON

Team		
Most Points	(2004-05)	120
Most Goals	(1976-77)	379
Most Goals Against	(1995-96)	435
Fewest Goals Against	(2004-05)	125
Individual		
Most Goals	Dino Ciccarelli (1977-78)	72
Most Assists	Sergei Kostitsyn (2006-07)	91
Most Points	Dave Simpson (1981-82)	155
Best G.A.A.	Gerald Coleman (2004-05)	1.70

GAME

Most Goals	5
Denis Maruk (74-75), David Lowry (84-85), Tim Taylor (87-88) and Ron Goodall (87-88), Corey Perry (Jan. 30 '05 vs Kingston), Josh Beaulieu (Jan. 4 '07 at Peterborough)	
Most Assists	7
Tom Rowe (Nov. 23, 1975 vs Ottawa), Corey Perry (Mar. 4, 2005 vs Saginaw)	
Most Points	8
Denis Maruk (1974-75), Wayne Thompson (1979-80); Dave Simpson (1979-80), Corey Perry (Mar. 4, 2005 vs Saginaw); Rob Schremp (Oct. 16, 2005 at Toronto)	
Most Powerplay Goals	4
Denis Maruk (Feb. 18, 1975 vs. Kitchener)	
Most Shorthanded Goals	2
Terry Martin (1974-75), Wayne Thompson (1979-80), Chris McCauley (1982-83), Greg Puhalski (1984-85), Brett Marietti (1992-93), Dave Gilmore (1993-94) and Richard Pitirri (1995-96); Jordan Foreman (2005-06)	
Fastest Opening Goal	0:06
Mike DePetrillo (Nov. 1, 1996 vs. Barrie)	
Fastest Period Goal	0:04
Doug Synishin (Nov. 3, 1989 vs. Niagara Falls - 2nd period)	
Fastest Two Goals by One Player	0:08
Jim McRae (Oct. 3, 1978 at Kitchener - 2nd period)	

Fastest Three Goals by One Player
Brian Dobbins (Feb. 9, 1986 at Sault Ste. Marie - 3rd period) 0:26

INDIVIDUAL GAME RECORDS – 2014-15

Most Goals	4
Mitchell Marner (Nov. 21 vs Mississauga)	
Most Assists	5
Christian Dvorak (Jan. 2 vs Sarnia)	
Most Points	6
8 times	
Most Power-Play Goals	3
Christian Dvorak (Dec. 12 vs Plymouth)	
Most Shorthanded Goals	1
11 times	
Fastest Opening Goal	0:18
Mitchell Marner (Feb. 28 at Saginaw)	
Fastest Period Goal	0:18
Mitchell Marner (Feb. 28 at Saginaw)	
Fastest Two Goals by One Player	0:44
Michael McCarron (Nov. 9 at Guelph)	
Fastest Three Goals by One Player	12:21
Max Domi (Nov. 7 vs Windsor)	
Longest Point Scoring Streak (Games)	16
Mitchell Marner (Oct. 24 to Nov. 30, 2014. 21G, 21A)	
Longest Goal Scoring Streak (Games)	7
Michael McCarron (Dec. 7, 2014 to Jan. 3, 2015. 9G, 9A)	

2015 OHL PRIORITY SELECTIONS

RD	NO	NAME	2014-15 CLUB	POS	HT	WT	BIRTHDATE
1	17	Evan Bouchard	Oakville Rangers	RD	6.02	172	1999-10-20
2	26	Robert Thomas	York-Simcoe Express	C	5.09	164	1999-07-02
3	60	Finn Evans	Mississauga Rebels	RW	6.02	156	1999-08-21
4	67	Brady Tkachuk	St. Louis Blues	C	5.10	146	1999-09-16
4	70	Ian Blacker	Brampton '45s	LD	6.03	173	1999-05-27
5	91	Cole Tymkin	Thunder Bay Kings	RW	5.12	180	1999-04-05
6	116	Max Vinogradov	London Knights	RW	5.05	167	1999-01-04
6	120	Jeff Clarke	Elgin-Middlesex Chiefs	LD	6.02	177	1999-04-15
8	156	Alex Turko	London Knights	C	5.11	171	1999-01-07
9	176	Marc Shannon	Hamilton Huskies	C	5.09	140	1999-10-11
10	196	Jordan Di Cicco	London Knights	LD	5.09	157	1999-03-17
11	216	Alex Formenton	Mississauga Rebels	LW	5.08	120	1999-09-13
13	256	Sean Dhooghe	Chicago Mission	C	5.02	126	1999-03-09
14	276	Liam Dennison	Don Mills Flyers	LD	5.08	164	1999-02-07
15	295	Jacob Golden	Mississauga Rebels	LD	5.10	140	1999-03-20

CHL Import Draft

1	45	Olli Juolevi	Jokerit	LD	6.02	185	1998-05-05
2	105	Daniel Bernhardt	Djurgarden	RW	6.03	187	1996-04-11

HEAD COACH

Dale Hunter

Born: July 31, 1960, Petrolia, Ont.

Coaching Record

Year	Club	GP	W	L	T	OTL	PTS	Finish
2001-02	London Knights	50	19	25	6	0	44	5th (West)
2002-03	London Knights	68	31	27	7	3	72	2nd (Midwest)
2003-04	London Knights	68	53	11	2	2	110	1st (Midwest)
2004-05	London Knights	68	59	7	2	0	120	1st (Midwest)
2005-06	London Knights	68	49	15	4	4	102	1st (Midwest)
2006-07	London Knights	68	50	14	4	4	104	1st (Midwest)
2007-08	London Knights	68	38	24	6	82	2nd (Midwest)	
2008-09	London Knights	68	49	16	3	101	1st (Midwest)	
2009-10	London Knights	68	49	16	3	101	1st (Midwest)	
2010-11	London Knights	68	34	29	5	73	5th (Midwest)	
2011-12	London Knights	26	20	5	1	41	-	
2012-13	London Knights	68	50	13	2	3	105	1st (Midwest)
2013-14	London Knights	68	49	14	1	4	103	3rd (Midwest)
2014-15	London Knights	68	40	24	1	3	84	2nd (Midwest)
	OHL Totals	892	590	240	21	41	1,242	Pct. .696

Coaching History

Jack McIntyre 1965-66, Turk Broda 1966-67 to 1967-68, Gene Taylor 1968-69, Bep Guidolin 1969-70 to 1970-71, Bronco Horvath 1971-72, Bill Long 1972-73 to 1979-80, Paul McIntosh 1980-81 to 1982-83, Don Boyd 1983-84 to 1985-86, Wayne Maxner 1986-87 to 1989-90, Gary Agnew 1990-91 to 1993-94, Mike Fedorko 1994-95, Mike Fedorko, Murray Nystrom and Tom Barrett 1995-96, Brad Selwood, Tom Barrett and Paul McIntosh 1996-97, Gary Agnew 1997-98 to 1999-2000, Lindsay Hafford 2000-01, Lindsay Hafford and Dale Hunter 2001-02, Dale Hunter 2002-03 to 2011-12, Dale Hunter and Mark Hunter 2011-12, Dale Hunter 2012-13 to date.

2014-15 TEAM RECORD

	W	L	OTL	SL		W	L	OTL	SL
Overall Record:	40	24	1	3	vs. Barrie	0	2	0	0
Home Record:	24	7	0	3	vs. Belleville	2	0	0	0
Road Record:	16	17	1	0	vs. Erie	1	4	0	1
Overtime Record:	5	1	0		vs. Guelph	4	2	0	0
					vs. Kingston	0	1	0	1
vs. East Division Opponents	6	3	0	1	vs. Kitchener	3	3	0	0
vs. Central Division Opponents	4	6	0	0	vs. Mississauga	1	1	0	0
vs. West Division Opponents	18	5	0	1	vs. Niagara	0	2	0	0
vs. Midwest Division Opponents	12	10	1	1	vs. North Bay	1	1	0	0
					vs. Oshawa	1	1	0	0
September Record	1	1	0	0	vs. Ottawa	2	0	0	0
October Record	7	5	0	0	vs. Owen Sound	4	1	1	0
November Record	7	3	0	2	vs. Peterborough	1	1	0	0
December Record	8	1	0	1	vs. Plymouth	2	2	0	0
January Record	7	5	0	0	vs. Saginaw	4	0	0	0
February Record	7	5	0	0	vs. Sarnia	6	0	0	0
March Record	3	4	1	0	vs. Sault Ste. Marie	1	3	0	0
					vs. Sudbury	2	0	0	0
Playoff Record:	4	6			vs. Windsor	5	0	0	1

MISSISSAUGA STEELHEADS

Hershey Centre, 5500 Rose Cherry Place, Mississauga, Ontario L4Z 4B6
 Phone: 905.502.7788 • Fax: 905.502.0169
 email: info@mississaugasteelheads.com • www.mississaugasteelheads.com



TEAM DIRECTORY

Owner, President and Governor
 VP, Director of Business Operations
 General Manager and Head Coach
 Assistant General Manager
 Assistant Coaches

Goaltending Coach
 Video Coach
 Dir. of Player Personnel/Head Scout
 Athletic Therapist
 Equipment Manager
 Strength and Conditioning Coach
 Manager, PR and Community Initiatives
 Group Sales & School Programs Co.
 Sales & Sponsorship Coordinator
 Scouts

Academic Advisor
 Club Physician
 Club Dentists

Elliott Kerr
 Scott Rogers
 James Boyd
 Jan Egert
 James Richmond
 Michael Nylander
 Kory Cooper
 Ryan Daniels
 Jim Cassidy
 Binne Brouwer
 Tom Frater
 Jim Reeves
 Alana Davidson
 Nicole Stefaniuk
 Stephen Tihal
 Kevin Clark, Brian Connor,
 Glen Forbes, Gerry Sidock,
 Kade McAllister, John Cassidy,
 Steve McKirdy, Paul Aguanno,
 Guy Girouard, Mark Yates
 Lauren Wilson
 Dr. Tim Rindlisbacher
 Dr. Paul Piccininni
 Dr. Amin Babul



Elliott Kerr



James Boyd



Jan Egert

TEAM INFORMATION

Home Arena	Hershey Centre	Capacity	5,420
Dimensions	200' x 85'	Arena Manager	Mike Hamilton
Box Office/Arena Phone	905.502.9100	Team Colours	Blue & White
Press Box Location	North side		
Training Camp	Hershey Centre		



Owen Tippett

FRANCHISE RECORD

SEASON	NAME	GP	W	L	OTL	SL	PTS	GF	GA	FINISH
2014-15	Mississauga Steelheads	68	25	40	2	1	53	178	265	4th (Central)
2013-14	Mississauga Steelheads	68	24	38	1	5	54	167	267	5th (Central)
2012-13	Mississauga Steelheads	68	26	34	0	8	60	179	221	5th (Central)
2011-12	St. Michael's Majors	68	33	28		7	73	201	219	5th (Central)
2010-11	St. Michael's Majors	68	53	13		2	108	287	170	1st (Central)
2009-10	St. Michael's Majors	68	42	20		6	90	222	175	2nd (Central)
2008-09	St. Michael's Majors	68	39	26		3	81	229	208	2nd (Central)
2007-08	St. Michael's Majors	68	31	32		5	67	203	243	3rd (Central)
2006-07	St. Michael's Majors	68	20	41		7	47	225	325	5th (Central)
2005-06	St. Michael's Majors	68	32	26		10	74	259	285	4th (Central)
2004-05	St. Michael's Majors	68	29	30	6	3	67	177	202	5th (Central)
2003-04	St. Michael's Majors	68	38	21	7	2	85	210	187	1st (Central)
2002-03	St. Michael's Majors	68	32	24	7	5	76	207	214	2nd (Central)
2001-02	St. Michael's Majors	68	40	19	8	1	89	230	177	1st (Central)
2000-01	St. Michael's Majors	68	35	23	8	2	80	213	188	2nd (Central)
1999-00	St. Michael's Majors	68	18	48	2	4	42	203	281	4th (Central)
1998-99	St. Michael's Majors	68	20	42	6		46	214	316	4th (Central)
1997-98	St. Michael's Majors	66	15	42	9		39	154	265	6th (East)
Franchise Totals		1,222	552	545	56	71	1,231	3,758	4,208	Pct. .503

TEAM RECORDS

SEASON

Team		
Most Points	(2010-11)	108
Most Goals	(2010-11)	287
Most Goals Against	(1998-99)	316
Fewest Goals Against	(2010-11)	170
Individual		
Most Goals	Justin Donati (2005-06)	43
Most Assists	Justin Donati (2005-06)	63
Most Points	Justin Donati (2005-06)	109
Best GAA	Chris Carrozzi (2009-10)	2.36
	JP Anderson (2010-11)	

GAME

Most Goals	4
Tim Brent (March 14, 2003 at Kingston); Cory Vitarelli (Jan. 24, 2004 at Owen Sound); Devante Smith-Pelly (Oct. 23, 2009 at Ottawa 67's)	
Most Assists	5
Shawn Cation (Oct 4, 1998 vs. Belleville); Tim Brent (Oct. 13, 2002 vs. Kingston); Matt Caria (Nov. 16, 2006 vs Brampton)	
Most Points	8
Matt Caria (Nov. 16, 2006 vs Brampton)	
Most Powerplay Goals	3
Shawn Cation (Nov 22, 1998 vs. Kingston)	
Most Shorthanded Goals	2
Kenny Corupe (Sept. 24, 1999 at Mississauga)	
Fastest Opening Goal	0:07
Ryan Barnes (Nov 15, 1998 at Barrie)	
Fastest Period Goal	0:08
Devante Smith-Pelly (Nov. 5, 2009 at Niagara IceDogs)	
Fastest Two Goals by One Player	0:13
Matt Piva (Oct. 12, 2007 vs Brampton)	
Fastest Three Goals by One Player	7:47
Cory Vitarelli (Oct. 2, 2005 vs Oshawa)	

INDIVIDUAL GAME RECORDS – 2014-15

Most Goals	3
Jimmy Lodge (Jan. 4 vs Windsor)	
Everett Clark (Nov. 30 vs London)	
Most Assists	3
Bryson Cianfrone (Oct. 25 at Windsor, Nov. 23 vs Peterborough, Dec. 7, 2014 at Sudbury Wolves); Jimmy Lodge (Feb. 6 vs Barrie); Sam Babintsev (Feb. 7 at Saginaw)	
Most Points	4
Bryson Cianfrone (Oct. 25 at Windsor), Sam Babintsev (Nov. 23 vs Peterborough)	
Most Power-Play Goals	1
43 times	
Most Shorthanded Goals	1
Nathan Bastian (Oct. 3 vs Niagara), Sam Babintsev (Oct. 26 vs Saginaw, Nov. 23 vs Peterborough, Dec. 4 at Barrie), Bryson Cianfrone (Nov. 2 vs Niagara), Josh Burnside (Dec. 7 at Sudbury)	
Fastest Opening Goal	0:44
Josh Burnside (Oct. 13 vs Kingston)	
Fastest Period Goal	0:13
Bryson Cianfrone (Jan. 30 at Sudbury)	
Fastest Two Goals by One Player	1:36
Everett Clark (Nov. 30 vs London)	
Fastest Three Goals by One Player	5:48
Everett Clark (Nov. 30 vs London)	
Longest Point Scoring Streak (Games)	8
Jimmy Lodge (Nov. 2 to Nov. 23, 2014. 5G, 5A)	
Longest Goal Scoring Streak (Games)	4
Sam Babintsev (Dec. 4 to Dec. 19, 2014. 4G, 4A)	

MISSISSAUGA STEELHEADS

2015 OHL PRIORITY SELECTIONS

RD	NO	NAME	2014-15 CLUB	POS	HT	WT	BIRTHDATE
1	4	Owen Tippett	Toronto Red Wings	RW	5.11	175	1999-02-16
4	65	Aiden McFarland	Quinte Red Devils	LW	5.11	204	1999-04-05
5	89	Cayden Primeau	Philadelphia Revolution	G	6.02	174	1999-08-11
6	103	Matthew Titus	Ottawa Valley Titans	RW	6.00	164	1999-05-15
7	127	Darcy Walsh	Ottawa Jr. 67's	C	5.10	148	1999-02-06
8	145	Ryan O'Connell	Ottawa Jr. 67's	RD	5.12	151	1999-04-25
8	160	Scoley Daw	Quinte Red Devils	LW	6.01	172	1999-05-12
9	165	Mark Rozanov	Don Mills Flyers	C	6.02	161	1997-07-14
10	185	Christopher Garbe	Long Island Gulls	LW	5.09	162	1999-03-10
10	190	Ryan Radisa	Mississauga Reps	RD	6.04	186	1999-03-12
11	205	Jack Lyons	Toronto Jr. Canadiens	LD	5.11	182	1999-07-04
12	225	Jett Alexander	North York Rangers	G	6.00	175	1999-11-08
13	245	Harrison Toms	Toronto Titans	RD	5.10	167	1999-05-05
14	265	Maxime Fortin	Thunder Bay Kings	LD	6.01	183	1999-07-06
15	285	Ryan Wells	Mississauga Reps	LD	5.09	161	1999-08-18

CHL Import Draft

1	12	Alexander Nylander	AIK	LD	5.11	172	1998-03-02
2	72	Daniel Muzito-Bagenda	Modo	LW	6.01	198	1996-06-16

HEAD COACH

James Boyd

Born: February 13, 1976; Mississauga, ON

Coaching Record

Year	Club	GP	W	L	OTL	SL	PTS	Finish
2003-04	Belleville Bulls	68	15	44	8	1	39	5th (East)
2011-12	Mississauga St. Michael's Majors	68	33	28	-	7	73	5th (Central)
2012-13	Mississauga Steelheads	68	26	34	0	8	60	5th (Central)
2013-14	Mississauga Steelheads	68	24	38	1	5	54	5th (Central)
2014-15	Mississauga Steelheads	68	25	40	2	1	53	4th (Central)
	OHL Totals	340	123	184	11	22	279	Pct. .410

Coaching History

Mark Napier, 1997-98; Mark Napier and Mike Futa 1998-99; Mike Futa and Mark Osborne 1999-00; Dave Cameron 2000-01 to 2003-04; Bud Stefanski 2004-05 to 2006-07; Dave Cameron 2007-08 to 2010-11; James Boyd 2011-12 to date.

2014-15 TEAM RECORD

	W	L	OTL	SL		W	L	OTL	SL
Overall Record:	25	40	2	1	vs. Barrie	0	6	0	0
Home Record:	15	18	1	0	vs. Belleville	2	2	0	0
Road Record:	10	22	1	1	vs. Erie	0	4	0	0
Overtime Record:	2	3	0		vs. Guelph	1	1	0	0
					vs. Kingston	2	2	0	0
vs. East Division Opponents	8	11	0	1	vs. Kitchener	1	1	0	0
vs. Central Division Opponents	9	17	0	0	vs. London	1	1	0	0
vs. West Division Opponents	4	4	2	0	vs. Niagara	2	6	0	0
vs. Midwest Division Opponents	4	8	0	0	vs. North Bay	1	5	0	0
					vs. Oshawa	1	3	0	0
September Record	1	0	0	0	vs. Ottawa	1	3	0	0
October Record	4	6	1	0	vs. Owen Sound	1	1	0	0
November Record	6	6	0	0	vs. Peterborough	2	1	0	1
December Record	6	5	0	0	vs. Plymouth	1	1	0	0
January Record	3	9	1	1	vs. Saginaw	2	0	0	0
February Record	2	9	0	0	vs. Sarnia	1	1	0	0
March Record	3	5	0	0	vs. Sault Ste. Marie	0	2	0	0
					vs. Sudbury	6	0	0	0
Playoff Record:	0	0			vs. Windsor	0	0	2	0

NIAGARA ICEDOGS

One IceDogs Way, St. Catharines, Ontario L2R 0B3
Phone: 905.687.3641 • Fax: 905.682.9129
email: info@niagaraicedogs.net • www.niagaraicedogs.net



TEAM DIRECTORY

Governor	Bill Burke
President	Denise Burke
General Manager and Head Coach	Marty Williamson
Assistant Coaches	David Bell
	Billy Burke
Assistant General Manager	Joey Burke
Goalie Coach	Ryan Ludzik
Athletic Therapist	Peter Dobbin
Equipment Manager	Kevin Emo
Video Analyst	Rick Martin
Director of Scouting	John Neville
Scouts	John Neville
	Rob McCrae
	Darren Pankhurst
	Roger MacLeod
	Mark Seidel
	Kenny Fleck
	Marty Hogan
	Michael Raskin
Academic Advisor	Tim Tope
Club Physicians	Dr. John Ostrowski
	Dr. David Dec
Club Dentist	Dr. Daryl Smith



Bill Burke



Denise Burke



Marty Williamson

TEAM INFORMATION

Home Arena	Meridian Centre	
Capacity	5,300	Dimensions of Rink 200' x 85'
Box Office/Arena Phone	905.684.2778	Arena Manager Ken Noakes
Press Box Location	Suite/Club Level, Southwest Side, above section 107	
Team Colours	Black, White & Red	
Training Camp	Meridian Centre	



Ben Jones

NIAGARA ICE DOGS

FRANCHISE RECORD

SEASON	NAME	GP	W	L	OTL	SL	PTS	GF	GA	FINISH
2014-15	Niagara IceDogs	68	37	27	2	2	78	274	237	3rd (Central)
2013-14	Niagara IceDogs	68	24	35	3	6	57	223	284	4th (Central)
2012-13	Niagara IceDogs	68	30	34	2	2	64	227	250	4th (Central)
2011-12	Niagara IceDogs	68	47	18		3	97	291	169	1st (Central)
2010-11	Niagara IceDogs	68	45	17		6	96	273	197	2nd (Central)
2009-10	Niagara IceDogs	68	26	34		8	60	191	233	4th (Central)
2008-09	Niagara IceDogs	68	26	31		11	63	213	264	4th (Central)
2007-08	Niagara IceDogs	68	42	25		1	85	272	222	2nd (Central)
2006-07	Mississauga IceDogs	68	43	21		4	90	326	251	2nd (Central)
2005-06	Mississauga IceDogs	68	21	40		7	49	192	299	5th (Central)
2004-05	Mississauga IceDogs	68	34	21	12	1	81	207	172	1st (Central)
2003-04	Mississauga IceDogs	68	36	21	7	4	83	217	199	2nd (Central)
2002-03	Mississauga IceDogs	68	23	31	11	3	60	212	231	4th (Central)
2001-02	Mississauga IceDogs	68	11	47	6	4	32	212	327	5th (Central)
2000-01	Mississauga IceDogs	68	3	56	7	2	15	157	380	5th (Central)
1999-00	Mississauga IceDogs	68	9	58	1	2	21	160	346	5th (Central)
1998-99	Mississauga IceDogs	68	4	61	3		11	145	426	5th (Central)
Franchise Totals		1,156	461	577	54	66	1,042	3,792	4,487	Pct. .450

TEAM RECORDS

SEASON

Team		
Most Points	(2010-11)	96
Most Goals	(2006-07)	326
Most Goals Against	(1998-99)	426
Fewest Goals Against	(2011-12)	169

Individual

Most Goals	Luca Caputi (2007-08)	51
Most Assists	Ryan Strome (2010-11)	73
Most Points	Luca Caputi (2007-08)	111
Best G.A.A.	Mark Visentini (2011-12)	1.99

GAME

Most Goals	5
Brett Ritchie (Nov. 4, 2012 at Peterborough)	
Most Assists	5
Patrick Jarrett (Sept. 27, 2000 vs. Belleville); Matt Passfield (Sept. 21, 2001 vs. Peterborough); Michael Swift (Sep. 22, 2006 at Sudbury)	
Most Points	6
Patrick Jarrett (Sept. 27, 2000 vs. Belleville); Michael Swift (Mar. 16, 2007 vs. Peterborough); Jadran Beljo (Mar. 16, 2007 vs. Peterborough); David Pacan (Mar. 5, 2011 vs. Sarnia)	
Most Power-Play Goals	3
Brendan Perlini (Jan. 10, 2014 at Kitchener Rangers)	
Most Shorthanded Goals	2
Dan Rudisuela (Oct. 25, 2002 vs. Brampton); David Psenyczny (Dec. 8, 2005 at Toronto)	
Fastest Opening Goal	0:13
Alex Pietrangelo (Sep. 30, 2007 vs. Sudbury)	
Fastest Period Goal	0:09
Chad Wiseman (Dec 20, 1998 vs. Sudbury, 3rd period)	
Fastest Two Goals by One Player	0:08
Chris Lawrence (Jan. 19, 2007 vs. Barrie)	
Fastest Three Goals by One Player	7:09
Chris Lawrence (Jan. 19, 2007 vs. Barrie)	

INDIVIDUAL GAME RECORDS — 2014-15

Most Goals	3
Mikkel Aagaard (Mar. 7 vs. Ottawa), Graham Knott (Mar. 3 at Sudbury), Josh Ho-Sang (Jan. 25 vs. Barrie), Blake Siebenaler (Jan. 3 vs. Kitchener), Anthony DiFruscia (Mar. 15 vs. Windsor)	
Most Assists	4
Carter Verhaeghe (Dec. 11 at Peterborough), Jordan Maletta (Mar. 3 at Sudbury)	
Most Points	5
Josh Ho-Sang (Jan. 25 vs. Barrie)	
Most Power-Play Goals	2
Graham Knott (Mar. 3 at Sudbury and Dec. 11 at Peterborough), Vince Dunn (Mar. 5 vs. Barrie), Anthony DiFruscia (Mar. 15 vs. Windsor), Jordan Maletta (Mar. 22, vs. Erie), Brendan Perlini (Jan. 31 at Barrie)	
Most Shorthanded Goals	1
Anthony DiFruscia (Oct. 3 at Mississauga), Carter Verhaeghe (Oct. 10 at Ottawa), Aaron Haydon (Oct. 16 vs. Belleville), Graham Knott (Nov. 27 vs. Belleville), Brian Brosnan (Dec. 11 at Peterborough), Mitchell Fitzmorris (Mar. 14 vs. Sudbury)	
Fastest Opening Goal	0:24
Anthony DiFruscia (Mar. 2 vs. Mississauga)	
Fastest Period Goal	0:13
Mikkel Aagaard (Mar. 7 vs. Ottawa)	
Fastest Two Goals by One Player	1:08
Carter Verhaeghe (Nov. 28 at Oshawa)	
Fastest Three Goals by One Player	18:00
Anthony DiFruscia (Mar. 15 vs. Windsor)	
Longest Point Scoring Streak (Games)	9
Josh Ho-Sang (Jan. 9 to Jan. 31, 2015. 4G, 4A) Brendan Perlini (Jan. 18 to Feb. 8, 2015. 10G, 10A)	
Longest Goal Scoring Streak (Games)	5
Brendan Perlini (Jan. 23 to Feb. 1, 2015. 7G, 7A and Dec. 4 to Dec. 12, 2014. 5G, 5A)	

2015 OHL PRIORITY SELECTIONS

RD	NO	NAME	2014-15 CLUB	POS	HT	WT	BIRTHDATE
1	7	Ben Jones	Toronto Marlboros	C	6.00	167	1999-02-26
1	13	Hayden Davis	Hamilton Huskies	RD	6.01	166	1999-07-21
2	35	Cal Davis	Peterborough Petes	RW	5.12	143	1999-03-21
3	51	Cameron Bisson	Ottawa Valley Titans	RW	6.03	167	1999-01-18
5	92	Colton Incze	Mississauga Rebels	G	6.00	188	1999-01-31
5	100	Ryan Smith	Quinte Red Devils	C	5.11	197	1999-06-04
6	110	Joshua Norris	Oakland Jr. Grizzlies	C	5.11	162	1999-05-05
6	112	Liam Ham	York-Simcoe Express	LD	5.09	191	1999-02-03
6	118	Max Khull	Soo Greyhounds	RW	6.00	167	1999-10-06
8	152	Mitchell Crevatin	Sun County Panthers	LD	5.10	176	1999-03-25
9	172	Matthew Philip	Elgin-Middlesex Chiefs	C	5.10	175	1999-05-31
11	212	Hunter Canestra	Wilkes Barre/Scranton Jr. Knights	C	6.01	189	1999-03-31
12	232	Drew Hunter	Oakland Jr. Grizzlies	C	6.02	159	1999-02-06
13	252	Bradey Johnson	Central Ontario Wolves	C	5.09	145	1999-12-24
14	272	Andrew Somerville	Niagara North Stars	LD	5.09	151	1999-07-30
15	302	Benjamin Fox	Southern Tier Admirals	RD	5.11	185	1999-01-06
CHL Import Draft							
1	33	David Kase	Chomutov Pirati	C	5.10	167	1997-01-28

HEAD COACH

Marty Williamson

Born: May 2, 1963, Markham, Ontario

Coaching Record

Year	Club	GP	W	L	T	OT/SL	PTS	Finish
2004-05	Barrie Colts	68	33	23	9	3	78	2nd (Central)
2005-06	Barrie Colts	68	43	21	4	0	90	2nd (Central)
2006-07	Barrie Colts	68	48	19	1	0	97	1st (Central)
2007-08	Barrie Colts	68	28	34	6	6	62	4th (Central)
2008-09	Barrie Colts	68	30	33	5	0	65	3rd (Central)
2009-10	Barrie Colts	68	57	9	2	0	116	1st (Central)
2010-11	Niagara IceDogs	68	45	17	6	0	96	2nd (Central)
2011-12	Niagara IceDogs	68	47	18	3	0	97	1st (Central)
2012-13	Niagara IceDogs	68	30	34	4	0	64	4th (Central)
2013-14	Niagara IceDogs	68	24	35	9	0	57	4th (Central)
2014-15	Niagara IceDogs	68	37	27	4	0	78	3rd (Central)
Career Totals		748	422	270	9	47	900	Pct. .602

Coaching History

Peter Sturgeon and Jim Hulton 1998-99, Jim Hulton, Geoff Ward and Steve Cherry 1999-2000, Rick Vaive 2000-01, Don Cherry 2001-02, Steve Ludzik 2002-03, Greg Gilbert 2003-04 to 2005-06, Mike Kelly 2006-07, Mario Cicchillo 2007-08 to 2008-09, Mike McCourt 2009-10, Marty Williamson 2010-11 to date.

2014-15 TEAM RECORD

	W	L	OTL	SL		W	L	OTL	SL
Overall Record:	37	27	2	2	vs. Barrie	4	2	0	0
Home Record:	24	8	2	0	vs. Belleville	3	1	0	0
Road Record:	13	19	0	2	vs. Erie	2	3	0	1
Overtime Record:	1	4	0		vs. Guelph	0	2	0	0
					vs. Kingston	0	2	1	1
vs. East Division Opponents	8	8	1	1	vs. Kitchener	2	0	0	0
vs. Central Division Opponents	16	9	1	0	vs. London	2	0	0	0
vs. West Division Opponents	5	5	0	0	vs. Mississauga	6	2	0	0
vs. Midwest Division Opponents	8	5	0	1	vs. North Bay	2	3	1	0
					vs. Oshawa	2	0	0	0
September Record	0	2	0	0	vs. Ottawa	1	3	0	0
October Record	2	9	0	0	vs. Owen Sound	2	0	0	0
November Record	6	6	0	0	vs. Peterborough	2	2	0	0
December Record	4	4	0	2	vs. Plymouth	1	1	0	0
January Record	9	1	2	0	vs. Saginaw	0	2	0	0
February Record	9	3	0	0	vs. Sarnia	1	1	0	0
March Record	7	2	0	0	vs. Sault Ste. Marie	1	1	0	0
					vs. Sudbury	4	2	0	0
Playoff Record:	5	6			vs. Windsor	2	0	0	0

NORTH BAY BATTALION

North Bay Memorial Gardens 100 Chippewa Street, North Bay, ON P1B 6G2
Phone: 705.495.8603 x. 2700 • Fax: 705.475.1673
email: info@battalionhockey.com • www.battalionhockey.com



TEAM DIRECTORY

Chairman and Governor

President, Alternate Governor

Director of Hockey Ops/Head Coach

Assistant Coaches

Goaltending Coach

Asst. Gen. Manager/Dir. of Player Dev.

Athletic Therapist/Equipment Manager

Assistant Equipment Manager

Director of Scouting

Scouts

Marketing & Communications

Sales

Sales Associate

Administrative Assistant

Accounting

Academic Advisor

Club Physicians

Club Dentists

C. Scott Abbott

Mike Griffin

Stan Butler

Ryan Oulahen, Steve Chabbert,

John Dean

Rob Beatty

Matt Rabideau

James Borrelli

Daryl Ashenden

Errol Hook

Jason Day, Terry Uniac, Stephen Blinn,

Pat Domenico, Mark Davis,

Dan McIlhone, Brayden Abraham,

Jeff Bateman, Gord Pell

Scott Walpole

Sean Lepkan

Gary Davison

Jess McLean

Yolanda Haight

Judy Smith

Dr. Terry Rotondo, Dr. Jim Vigers

Dr. Mike Leckie, Dr. Chris Cathers

Dr. Rick Delisle, Dr. Gary Pearce

Dr. Fuad Karim, Dr. Len Burman,

Dr. Kristin Hodge, Dr. Yvan Latour,

Dr. Mario Lemay, Dr. Peter Fuzy,

Dr. Richard Zamperoni, Dr. Anil Patel,

Dr. Mike Guy, Dr. Shawn Ferguson



C. Scott Abbott



Mike Griffin



Stan Butler



Brady Lyle

TEAM INFORMATION

Home Arena	North Bay Memorial Gardens		
Capacity	4,043	Dimensions	200' x 85'
Arena Phone	705.474-3770		
Arena Manager	Melinda Fry	Media Box	Centre ice, west side
Team Colours	Green, Black, White, Gold, Red & Flesh		
Training Camp	North Bay Memorial Gardens		
Affiliated Team	Powassan Voodoos		

FRANCHISE RECORD

SEASON	NAME	GP	W	L	OTL	SL	PTS	GF	GA	FINISH
2014-15	North Bay Battalion	68	37	20	6	5	85	237	195	2nd (Central)
2013-14	North Bay Battalion	68	38	24	4	2	82	220	189	1st (Central)
2012-13	Brampton Battalion	68	34	25	3	6	77	193	190	2nd (Central)
2011-12	Brampton Battalion	68	36	22		10	82	202	188	3rd (Central)
2010-11	Brampton Battalion	68	29	32		7	65	190	214	3rd (Central)
2009-10	Brampton Battalion	68	25	29		14	64	167	181	3rd (Central)
2008-09	Brampton Battalion	68	47	19		2	96	264	184	1st (Central)
2007-08	Brampton Battalion	68	42	22		4	88	259	187	1st (Central)
2006-07	Brampton Battalion	68	27	36		5	59	214	277	4th (Central)
2005-06	Brampton Battalion	68	44	21		3	91	275	222	1st (Central)
2004-05	Brampton Battalion	68	33	24	9	2	77	214	200	3rd (Central)
2003-04	Brampton Battalion	68	25	32	9	2	61	180	221	4th (Central)
2002-03	Brampton Battalion	68	34	24	6	4	78	239	202	1st (Central)
2001-02	Brampton Battalion	68	26	35	5	2	59	215	258	5th (Midwest)
2000-01	Brampton Battalion	68	33	22	9	4	79	231	210	3rd (Midwest)
1999-00	Brampton Battalion	68	25	28	11	4	65	213	226	3rd (Midwest)
1998-99	Brampton Battalion	68	8	57	3		19	198	362	5th (Midwest)
	OHL Totals	1,156	543	472	65	76	1,227	3,711	3,706	Pct. .530

TEAM RECORDS

SEASON

Team		
Most Points	(2008-09)	96
Most Goals	(2005-06)	275
Most Goals Against	(1998-99)	362
Fewest Goals Against	(2009-10)	181

Individual

Most Goals	Wojtek Wolski (2005-06)	47
Most Assists	Wojtek Wolski (2005-06)	81
Most Points	Wojtek Wolski (2005-06)	128
Best G.A.A.	Matej Machovsky (2011-12)	2.36

GAME

Most Goals	4
Jeff Bateman (Jan. 23, 2000 vs. Kitchener); Jay McClement (Jan. 4, 2001 at Sarnia); Wojtek Wolski (Jan. 22, 2006 vs Erie); Luke Lynes (Feb. 9, 2007 at London); Bobby Sanguinetti (Nov. 11, 2007 vs Mississauga); Evgeny Grachev (Nov. 16, 2008 vs Ottawa); Cody Hodgson (Nov. 6, 2008 vs Plymouth)	
Most Assists	6
Luch Aquino (March 3, 2006 vs Oshawa)	
Most Points	7
Wojtek Wolski (Jan. 22, 2006 vs Erie)	
Most Power-Play Goals	3
Luke Lynes (Feb. 9, 2007 at London)	
Most Shorthanded Goals	2
Cody Hodgson (Nov. 23, 2007 at Kingston and Jan. 31, 2009 at Peterborough); Patrik Machac (Nov. 11, 2011 vs Niagara)	
Fastest Opening Goal	0:09
Lukas Havel (Nov. 21, 1999 vs. London)	
Fastest Period Goal	0:07
Evgeny Grachev (Oct. 30, 2008 vs Kingston)	
Fastest Two Goals by One Player	0:17
Brian Barker (Oct. 30, 1998 at Kitchener - 2nd period)	

Fastest Three Goals by One Player	10:22
Jay McClement (March 9, 2003 vs. Mississauga)	

INDIVIDUAL GAME RECORDS — 2014-15

Most Goals	3
Nick Paul (Nov. 2 vs Sarnia and Oct. 13 vs Barrie), Kyle Wood (Jan. 30 at Sault Ste. Marie), Mathew Santos (Nov. 14 vs Peterborough)	
Most Assists	4
Miles Liberati (Feb. 22 vs Niagara)	
Most Points	4
Miles Liberati (Feb. 22 vs Niagara), Ryan Kujawinski (Feb. 22 vs Niagara), Mike Amadio (Jan. 17 at Erie), Nick Paul (Feb. 27 at Kitchener)	
Most Power-Play Goals	3
Mathew Santos (Nov. 14 vs Peterborough)	
Most Shorthanded Goals	1
Mike Amadio (Jan. 6 at Ottawa, Dec. 12 at Mississauga, Jan. 23 at Oshawa), Ray Huether (Jan. 6 at Ottawa), Kyle Wood (Jan. 4 vs Sudbury), Marcus McIvor (Jan. 4 vs Sudbury), Nick Paul (Feb. 27 at Kitchener), Nick Moutrey (Mar. 7 at Sudbury)	
Fastest Opening Goal	0:16
Miles Liberati (Dec. 19 vs Oshawa)	
Fastest Period Goal	0:13
Nick Moutrey (Mar. 5 vs Belleville)	
Fastest Two Goals by One Player	2:54
Mike Amadio (Sep. 26 vs Barrie)	
Fastest Three Goals by One Player	8:50
Nick Paul (Oct. 13 vs Barrie)	
Longest Point Scoring Streak (Games)	9
Nick Paul (Feb. 8 to Feb. 27, 2015. 9G, 9A)	
Longest Goal Scoring Streak (Games)	5
Mike Amadio (Nov. 27 to Dec. 6, 2014. 5G, 5A)	

OSHAWA GENERALS

General Motors Centre • 99 Athol Street East, Oshawa, Ontario L1H 1J8
 Phone: 905.433.0900 • Fax: 905.433.0868
 email: admin@oshawagenerals.com • www.oshawagenerals.com



TEAM DIRECTORY

President and Governor
 Vice President
 General Manager
 Head Coach
 Assistant Coaches

 Goaltending Consultant
 Head Ath. Trainer & Equip. Manager
 Director of Hockey Operations
 Head Scout
 Scouts

Team Travel Coordinator
 Director, Business Operations
 Director, Marketing & Sponsorship
 Director, Ticket Sales & Service
 Manager, Game Day Operations
 Community Relations/Merchandise
 Ticket Sales Representative
 Office Administrator
 Digital Marketing Coordinator/PR
 Academic Advisor
 Club Physicians
 Club Dentist

Rocco Tullio
 John McMahon
 Roger Hunt
 Bob Jones
 Eric Wellwood
 Greg Nemisz
 Zac Bierk
 Bryan Boyes
 Mike Kelly
 Frank Evola
 Kevin Bloch, Mike Craig,
 Frank Evola, Anthony Herrington,
 Joe Beleskey, Danny O'Brien,
 Joe Washkurak
 Gary Minacs
 Andrew Edwards
 Meghan Wright
 Jason Hickman
 Kodie Richardson
 Tricia Leone
 Chris Van Dusen
 Jody Cull
 Andrew Gilbank
 Tom Buchanan
 Dr. Bolger, Dr. Paulovic, Dr. Martin
 Dr. Gerrow




Rocco Tullio



Roger Hunt



Bob Jones



Jack Studnicka

TEAM INFORMATION

Home Arena	General Motors Centre	Capacity	5,180 (5,637 with standing)
Dimensions	85' x 200'	Arena Manager	Vince Vella
Box Office Phone	905.438.8881	Team Colours	Red, White, Blue
Media Room	Lower Level	Manager:	John Tugnutt
Training Camp	General Motors Centre		Frank Pietrangelo
Affiliated Teams	Whitby Fury		
	Niagara Falls Canucks		

OSHAWA GENERALS

FRANCHISE RECORD

SEASON	NAME	GP	W	L	T	OL/SL	PTS	GF	GA	FINISH	
2014-15	Oshawa Generals	68	51	11		6	108	292	157	1st (East)	
2013-14	Oshawa Generals	68	42	20		6	90	232	187	1st (East)	
2012-13	Oshawa Generals	68	42	22		4	88	235	192	2nd (East)	
2011-12	Oshawa Generals	68	31	30		7	69	242	241	3rd (East)	
2010-11	Oshawa Generals	68	39	19		10	88	273	240	2nd (East)	
2009-10	Oshawa Generals	68	24	39		5	53	216	299	4th (East)	
2008-09	Oshawa Generals	68	25	35		8	58	213	283	4th (East)	
2007-08	Oshawa Generals	68	38	17		13	89	290	262	2nd (East)	
2006-07	Oshawa Generals	68	31	29		8	70	292	320	2nd (East)	
2005-06	Oshawa Generals	68	18	45		5	41	233	330	5th (East)	
2004-05	Oshawa Generals	68	15	48		3	2	35	173	289	5th (East)
2003-04	Oshawa Generals	68	30	29		8	1	69	188	206	3rd (East)
2002-03	Oshawa Generals	68	34	30		2	2	72	243	225	4th (East)
2001-02	Oshawa Generals	68	23	33		7	5	58	205	247	4th (East)
2000-01	Oshawa Generals	68	20	36		7	5	52	184	254	5th (East)
1999-00	Oshawa Generals	68	32	32		4	2	70	227	224	5th (East)
1998-99	Oshawa Generals	68	39	24		5		83	280	217	3rd (East)
1997-98	Oshawa Generals	66	26	32		8		60	214	247	4th (East)
1996-97	Oshawa Generals	66	41	18		7		89	287	202	2nd (East)
1995-96	Oshawa Generals	66	30	28		8		68	248	238	4th (East)
1994-95	Oshawa Generals	66	40	21		5		85	300	242	2nd (East)
1993-94	Oshawa Generals	66	26	32		8		60	272	309	6th (Leyden)
1992-93	Oshawa Generals	66	33	28		5		71	270	268	3rd (Leyden)
1991-92	Oshawa Generals	66	31	26		9		71	274	273	5th (Leyden)
1990-91	Oshawa Generals	66	47	13		6		100	382	233	1st (Leyden)
1989-90	Oshawa Generals	66	42	20		4		88	334	244	1st (Leyden)
1988-89	Oshawa Generals	66	36	24		6		78	337	286	2nd (Leyden)
1987-88	Oshawa Generals	66	32	31		3		67	278	288	5th (Leyden)
1986-87	Oshawa Generals	66	49	14		3		101	322	201	1st (Leyden)
1985-86	Oshawa Generals	66	37	27		2		76	285	257	3rd (Leyden)
1984-85	Oshawa Generals	66	32	32		2		66	271	259	5th (Leyden)
1983-84	Oshawa Generals	70	37	32		1		75	315	297	4th (Leyden)
1982-83	Oshawa Generals	70	45	22		3		93	380	255	3rd (Leyden)
1981-82	Oshawa Generals	68	40	26		2		82	335	296	2nd (Leyden)
1980-81	Oshawa Generals	68	35	30		3		73	321	352	4th (Leyden)
1979-80	Oshawa Generals	68	42	26		0		84	329	275	3rd (Leyden)
1978-79	Oshawa Generals	68	37	30		1		75	367	326	3rd (Leyden)
1977-78	Oshawa Generals	68	30	26		12		72	320	289	3rd (Leyden)
1976-77	Oshawa Generals	66	5	57		4		14	216	444	6th (Leyden)
1975-76	Oshawa Generals	66	31	27		8		70	312	299	4th (Leyden)
1974-75	Oshawa Generals	70	28	33		9		65	288	306	7th (Leyden)
	Totals (since 1974)	2,762	1,366	1,164	165	89	2,976	11,254	11,403	Pct. .538	

TEAM RECORDS

SEASON

Team		
Most Points	(2014-15)	108
Most Goals	(1990-91)	382
Most Goals Against	(1976-77)	444
Fewest Goals Against	(2014-15)	157
Individual		
Most Goals	Tony Tanti (1980-81)	81
Most Assists	Scott McCrory (1986-87)	99
Most Points	Tony Tanti (80-81)	150
	Scott McCrory (86-87)	
Best GAA	Ken Appleby (2014-15)	2.08

GAME

Most Goals	6
Tony Tanti (Jan. 18, 1981 vs. Kitchener)	
Most Assists	7
Chuck Durocher (Nov. 28, 1976 vs. Sault Ste. Marie)	
Most Points	8
Tony Tanti (Jan. 18, 1981 vs. Kitchener)	
Most Powerplay Goals	4
Tony Tanti (Jan. 18, 1981 vs. Kitchener)	
Most Shorthanded Goals	2
Dan Gratton (1984-85), Eric Lindros (1990-91), Rob Pearson (1990-91), Scott Hollis (1991-92), Stephane Sauilliere (1994-95), Kurt Walsh (1995-96), Marc Savard (1996-97), Brandon Nolan (2002-03), John Tavares (2005-06), Michael Del Zotto (Jan. 13, 2008 vs. Kingston)	
Fastest Opening Goal	0:05
Paul Gardner (Feb. 13, 1976 at Kitchener)	
Fastest Period Goal	0:04
Brett Trudell (Sep. 26, 2004 vs. Mississauga - OT)	
Fastest Two Goals by One Player	0:04
Greg Malone (Oct. 22, 1974 - 3rd period)	
Fastest Three Goals by One Player	2:54
Peter Horacek (Oct. 14, 1979 vs. Kitchener - 3rd period)	

INDIVIDUAL GAME RECORDS – 2014-15

Most Goals	3
Sam Harding (Sep. 28 vs Sudbury), Kenny Huether (Jan. 25 vs London), Hunter Smith (Oct. 19 vs Sault Ste. Marie), Cole Cassels (Mar. 8 at Windsor)	
Most Assists	4
Mitchell Vande Sompel (Oct. 24 vs Saginaw)	
Most Points	5
Michael Dal Colle (Nov. 19 at Mississauga), Mitchell Vande Sompel (Oct. 24 vs Saginaw)	
Most Power-Play Goals	2
Hunter Smith (Oct. 19 vs Sault Ste. Marie), Cole Cassels (Nov. 21 vs Belleville, Oct. 24 vs Saginaw, Mar. 8 at Windsor), Michael Dal Colle (Jan. 4 at Sault Ste. Marie and Nov. 9 vs Peterborough)	
Most Shorthanded Goals	1
17 times	
Fastest Opening Goal	0:19
Michael McCarron (Jan. 11 vs Mississauga)	
Fastest Period Goal	0:19
Michael McCarron (Jan. 11 vs Mississauga)	
Fastest Two Goals by One Player	0:16
Michael Dal Colle (Oct. 10 vs Plymouth)	
Fastest Three Goals by One Player	8:01
Sam Harding (Sep. 28 vs Sudbury)	
Longest Point Scoring Streak (Games)	21
Michael Dal Colle (Oct. 24, 2014 to Jan. 9, 2015: 20G, 20A)	
Longest Goal Scoring Streak (Games)	7
Michael McCarron (Dec. 7, 2014 to Jan. 3, 2015: 9G, 9A)	

2015 OHL PRIORITY SELECTIONS

RD	NO	NAME	2014-15 CLUB	POS	HT	WT	BIRTHDATE
1	21	Jack Studnicka	Detroit Belle Tire	C	6.00	155	1999-02-18
4	78	Kyle MacLean	New Jersey Rockets	LW	5.11	155	1999-04-29
5	88	Sullivan Sparkes	Waterloo Wolves	C	5.11	185	1999-05-04
6	104	Jaimen Allison	London Knights	RD	6.03	203	1999-11-01
8	153	Keegan Ferguson	Quinte Red Devils	RD	6.01	177	1999-02-20
8	159	Gage Stephney	Soo Greyhounds	C	5.11	168	1999-10-07
9	180	Matthieu Franche	Eastern Ontario Wild	RD	6.01	164	1999-03-23
11	220	Barrett Mundell	Vaughan Kings	G	6.01	174	1999-03-08
12	240	Matt Stoia	Detroit Compuware	RD	6.00	176	1999-03-24
13	260	Tyler Dam	Kitchener Jr. Rangers	RD	5.09	181	1999-12-30
14	280	Nate Mueller	Toronto Nationals	RW	5.12	176	1999-08-30
15	300	Shelby Rienstra	Quinte Red Devils	RW	6.01	207	1999-01-09

CHL Import Draft

1	56	Lukas Lofquist	Djurgarden	RW	6.03	191	1996-01-16
2	116	Mischa Moor	Ambri	RD	6.02	174	1997-04-28

HEAD COACH

Bob Jones

Born: January 13, 1970, Sault Ste. Marie, ON

Coaching Record

Year	Club	GP	W	L	OTL	SL	PTS	Finish
2010-11	Windsor Spitfires	68	39	23	3	3	84	2nd (West)

Coaching History

Doug Williams 1962-63; Jim Cherry 1963-64 to 1964-65; Bep Guidolin 1965-66; Ted O'Connor 1966-67; Ike Hildebrand 1967-68 to 1968-69; Doug Williams 1969-70; Eddy Reigle 1970-71; Gus Bodnar 1971-72 to 1975-76; Sherwood Bassin 1976-77; Bill White 1977-78 to 1978-79; Paul Theriault 1979-80; Bill LaForge 1980-81; Paul Theriault 1981-82 to 1988-89; Rick Cornacchia 1989-90 to 1993-94; Stan Butler 1994-95 to 1995-96; Bill Stewart 1996-97; John Goodwin 1997-98 to 1999-2000; George Burnett 2000-01 to 2003-04; Bob McGill, Brad Selwood and Randy Ladouceur, 2004-05; Randy Ladouceur 2005-06; Brad Selwood 2006-07 to 2007-08; Chris DePiero 2007-08 to 2011-12; Gary Agnew, 2011-12; D.J. Smith 2012-13 to 2014-15; Bob Jones 2015-16 to date.

2014-15 TEAM RECORD

	W	L	OTL	SL		W	L	OTL	SL
Overall Record:	51	11	2	4	vs. Barrie	4	0	0	0
Home Record:	29	3	1	1	vs. Belleville	6	1	0	1
Road Record:	22	8	1	3	vs. Erie	2	0	0	0
Overtime Record:	2	5	0		vs. Guelph	2	0	0	0
					vs. Kingston	2	4	0	2
vs. East Division Opponents	18	8	1	3	vs. Kitchener	1	1	0	0
vs. Central Division Opponents	15	2	1	0	vs. London	1	0	0	1
vs. West Division Opponents	10	0	0	0	vs. Mississauga	3	0	1	0
vs. Midwest Division Opponents	8	1	0	1	vs. Niagara	0	2	0	0
					vs. North Bay	4	0	0	0
September Record	2	0	1	0	vs. Ottawa	4	2	0	0
October Record	9	2	0	0	vs. Owen Sound	2	0	0	0
November Record	9	1	0	0	vs. Peterborough	6	1	1	0
December Record	7	2	0	0	vs. Plymouth	2	0	0	0
January Record	11	2	1	1	vs. Saginaw	2	0	0	0
February Record	7	2	0	2	vs. Sarnia	2	0	0	0
March Record	6	2	0	1	vs. Sault Ste. Marie	2	0	0	0
					vs. Sudbury	4	0	0	0
Playoff Record:	16	5			vs. Windsor	2	0	0	

OTTAWA 67's

1015 Bank Street, Ottawa, ON K1S 3W7

Phone: 613.232.6767 • Sales/Marketing Fax: 613.232.5586 • Hockey Ops Fax: 613.695.9967

email: ottawa67s@chl.ca • www.ottawa67s.com



TEAM DIRECTORY

Governor

Vice-President, Communications

VP, Partnerships, Merchandising

VP, Venues & Entertainment

VP, Ticket Sales & Services

General Manager/Head Coach

Head Scout/Dir. of Player Personnel

Associate Coach

Assistant Coach

Goalie Coach

Head Equipment Manager

Senior Advisor, Hockey Operations

Advisor, Hockey Operations

Hockey Operations Associate

Head Trainer

Team Athletic Therapist

Scouts

Account Director, Corporate Part.

Communications Director

Marketing Co-ordinator

Administrator

Academic Advisor

Jeff Hunt

Randy Burgess

Adrian Sciarra

Mike Cerha

John Mathers

Jeff Brown

Pat Higgins

Mike Eastwood

Jeff Jordan

Paul Schonfelder

Chris Hamilton

Brian Kilrea

Bert O'Brien

Robert Mahlitz

Dan Marynowski

Marcelo Cuenca

Joe Rowley, Rob Toffoli,

Gerry Skrypec, Peter Anthony,

Jonathan Kyriacou, Sean White

Chloe Pugh

Barre Campbell

Chloe Saint-Denis

Lynn Taylor

Eileen Duffin



Jeff Hunt



Jeff Brown



Mike Eastwood

TEAM INFORMATION

Home Arena

TD Place

Capacity

6,200 (expandable to 9,862)

Dimensions

200' x 85'

Arena Phone

613.232-6767 x8240

Arena Manager

Mike Cerha

Training Camp

Arena at TD Place

Team Colours

Red, White, & Black



Austen Keating

FRANCHISE RECORD

Franchise granted for the 1967-68 season

SEASON	NAME	GP	W	L	T	OTL/SL	PTS	GF	GA	FINISH
2014-15	Ottawa 67's	68	38	25		5	85	239	220	2nd (East)
2013-14	Ottawa 67's	68	23	39		6	52	222	308	5th (East)
2012-13	Ottawa 67's	68	16	46		6	38	208	323	5th (East)
2011-12	Ottawa 67's	68	40	20		8	88	268	216	1st (East)
2010-11	Ottawa 67's	68	44	19		5	93	278	199	1st (East)
2009-10	Ottawa 67's	68	37	23		8	82	246	219	1st (East)
2008-09	Ottawa 67's	68	40	21		7	87	272	231	2nd (East)
2007-08	Ottawa 67's	68	29	34		5	63	201	237	3rd (East)
2006-07	Ottawa 67's	68	30	34		4	64	242	263	4th (East)
2005-06	Ottawa 67's	68	29	31		8	66	240	244	4th (East)
2004-05	Ottawa 67's	68	34	26	7	1	76	244	210	2nd (East)
2003-04	Ottawa 67's	68	29	26	9	4	71	238	220	1st (East)
2002-03	Ottawa 67's	68	44	14	7	3	98	318	210	1st (East)
2001-02	Ottawa 67's	68	36	20	10	2	84	262	218	2nd (East)
2000-01	Ottawa 67's	68	33	21	10	4	80	249	201	2nd (East)
1999-00	Ottawa 67's	68	43	21	4	1	91	269	189	1st (East)
1998-99	Ottawa 67's	68	48	13	7		103	305	164	1st (East)
1997-98	Ottawa 67's	66	40	17	9		89	286	172	1st (East)
1996-97	Ottawa 67's	66	49	11	6		104	320	177	1st (East)
1995-96	Ottawa 67's	66	39	22	5		83	258	200	1st (East)
1994-95	Ottawa 67's	66	22	38	6		50	232	276	6th (East)
1993-94	Ottawa 67's	66	33	22	11		77	274	229	2nd (Leyden)
1992-93	Ottawa 67's	66	16	42	8		40	220	310	8th (Leyden)
1991-92	Ottawa 67's	66	32	30	4		62	280	251	6th (Leyden)
1990-91	Ottawa 67's	66	39	25	2		80	301	280	4th (Leyden)
1989-90	Ottawa 67's	66	38	26	2		78	320	265	4th (Leyden)
1988-89	Ottawa 67's	66	30	32	4		64	295	301	5th (Leyden)
1987-88	Ottawa 67's	66	38	26	2		78	341	294	2nd (Leyden)
1986-87	Ottawa 67's	66	33	28	5		71	310	280	3rd (Leyden)
1985-86	Ottawa 67's	66	18	46	2		38	274	352	7th (Leyden)
1984-85	Ottawa 67's	66	20	43	3		43	263	376	6th (Leyden)
1983-84	Ottawa 67's	70	50	18	2		102	347	223	1st (Leyden)
1982-83	Ottawa 67's	70	46	21	3		95	395	278	1st (Leyden)
1981-82	Ottawa 67's	68	47	19	2		102	353	248	1st (Leyden)
1980-81	Ottawa 67's	68	45	20	3		93	360	264	2nd (Leyden)
1979-80	Ottawa 67's	68	45	20	3		93	402	288	2nd (Leyden)
1978-79	Ottawa 67's	68	30	38	0		60	319	344	4th (Leyden)
1977-78	Ottawa 67's	68	43	18	7		93	405	308	1st (Leyden)
1976-77	Ottawa 67's	66	38	23	5		81	348	288	1st (Leyden)
1975-76	Ottawa 67's	66	34	23	9		77	331	291	2nd (Leyden)
1974-75	Ottawa 67's	70	33	30	7		73	379	382	4th (Leyden)
Totals (since 1974)		2,762	1,451	1,057	157	75	3,170	11,914	10,476	Pct. .573

TEAM RECORDS

SEASON

Team		
Most Points	(1996-97)	104
Most Goals	(1977-78)	405
Most Goals Against	(1974-75)	382
Fewest Goals Against	(1998-99)	164
Individual		
Most Goals	Peter Lee (1975-76)	81
Most Assists	Bob Smith (1977-78)	123
Most Points	Bob Smith (1977-78)	192
Best GAA	Levente Szuper (1998-99)	2.33

GAME

Most Goals	6
Tim Young (Jan. 24, 1975 vs. St. Catharines)	
Most Assists	7
Tim Young (Feb. 16, 1975 vs. London)	
Most Points	8
Tim Young (Jan. 24, '75 vs. St. Catharines and Feb. 16, '75 vs. London); Derek Grant and Steve Washburn (Feb. 19, '95 at S.S.Marie)	
Most Powerplay Goals	5
Bob Smith (Oct. 2, 1977 vs. Niagara Falls)	
Most Shorthanded Goals	2
Bruce Baker (1974-75); Bob Smith (1976-77); Shean Donovan (1993-94); Alyn McCauley (1996-97)	
Fastest Opening Goal	0:09
Frank Donnelly (Sept. 27, 1974 vs. Toronto); Warren Holmes (Feb. 12, 1977 at Kitchener)	
Fastest Period Goal	0:07
Alyn McCauley (Dec. 10, 1994 at Belleville - 2nd period)	
Fastest Two Goals by One Player	0:07
Jim Fox (Jan. 2, 1979 at Brantford - 3rd period)	

Fastest Three Goals by One Player 0:25
Tom McDonell (Dec. 10, 1976 vs. Sudbury - 2nd period)

INDIVIDUAL GAME RECORDS – 2014-15

Most Goals	3
Dante Salituro (Oct. 19 vs Plymouth and Oct. 10 vs Niagara), Sam Studnicka (Nov. 16 vs Guelph)	
Most Assists	3
Dante Salituro (Jan. 27 vs Oshawa, Feb. 8 vs North Bay, Mar. 22 vs Sudbury), Travis Konecny (Jan. 31 at Peterborough and Nov. 22 vs Kingston), Tyler Hill (Nov. 16 vs Guelph)	
Most Points	5
Dante Salituro (Feb. 8 vs North Bay)	
Most Power-Play Goals	2
Nathan Todd (Feb. 22 at Oshawa), Dante Salituro (Mar. 13 vs Oshawa)	
Most Shorthanded Goals	2
Travis Konecny (Jan. 9 vs Windsor)	
Fastest Opening Goal	0:57
Travis Konecny (Mar. 6 vs London)	
Fastest Period Goal	0:29
Nathan Todd (Mar. 22 vs Sudbury)	
Fastest Two Goals by One Player	2:48
Jeremiah Addison (Nov. 30 vs Kitchener)	
Fastest Three Goals by One Player	38:13
Dante Salituro (Oct. 10 vs Niagara)	
Longest Point Scoring Streak (Games)	9
Erik Bradford (Nov. 22 to Dec. 12, 2014, 36, 3A)	
Longest Goal Scoring Streak (Games)	5
Travis Konecny (Nov. 21 to Nov. 29, 2014, 6E, 6A) Dante Salituro (Oct. 10 to Oct. 19, 2014, 10G, 10A)	

OTTAWA 67's

2015 OHL PRIORITY SELECTIONS

RD	NO	NAME	2014-15 CLUB	POS	HT	WT	BIRTHDATE
1	16	Austen Keating	Guelph Gryphons	C	5.10	160	1999-03-07
2	36	Noel Hoefenmayer	Don Mills Flyers	LD	6.00	178	1999-01-06
3	52	Hudson Wilson	Vaughan Kings	LD	6.01	171	1999-05-03
4	75	Corey Andonovski	York-Simcoe Express	RW	5.11	166	1999-03-26
5	82	Marcel Berube	London Knights	C	6.00	188	1999-12-14
6	115	Kody Clark	Toronto Marlboros	RW	5.10	143	1999-10-13
8	155	Ben Evans	Southern Tier Admirals	C	5.12	185	1999-01-16
9	175	Erik Ross	Ottawa Jr. 67's	RD	6.01	192	1999-01-20
10	195	Matthew Prucha	North Central Predators	RD	5.11	173	1999-02-24
11	215	Jacob Smith	Ottawa Valley Titans	G	6.01	161	1999-05-28
12	235	Thomas Miller	Detroit Victory Honda	RD	6.01	164	1999-03-06
13	255	Jake Robinson	Thunder Bay Kings	C	5.11	175	1999-03-13
14	275	Charlie Dovorany	Shattuck St. Mary's	C	5.09	156	1999-03-10

CHL Import Draft

1	42	Stepan Falkovsky	Minsk Junost	LD	6.09	231	1996-12-18
---	----	------------------	--------------	----	------	-----	------------

HEAD COACH

Jeff Brown

Born: April 30, 1966 in Ottawa, Ontario

Year	Club	GP	W	L	T	OTL	PTS	Finish
2014-15	Ottawa 67's	68	38	25	4	1	81	2nd (East)

Coaching History

Bill Long, 1967-68 to 1971-72; Leo Boivin, 1972-73 and 1973-74; Brian Kilrea, 1974-75 to 1983-84; Cliff Stewart and Bob Ellett, 1984-85; Bob Ellett, 1985-86; Brian Kilrea, 1986-87 to 1993-94; Peter Lee, 1994-95; Brian Kilrea, 1995-96 2008-09; Chris Byrne 2009-10 to 2013-14; Jeff Brown 2014-15 to date.

2014-15 TEAM RECORD

Overall Record:	38	25	4	1	vs. Barrie	1	3	0	0
Home Record:	25	6	3	0	vs. Belleville	6	2	0	0
Road Record:	13	19	1	1	vs. Erie	0	2	0	0
Overtime Record:	1	5	0		vs. Guelph	2	0	0	0
vs. East Division Opponents	19	9	1	1	vs. Kingston	5	2	0	1
vs. Central Division Opponents	10	8	0	0	vs. Kitchener	0	2	0	0
vs. West Division Opponents	6	2	2	0	vs. London	0	1	1	0
vs. Midwest Division Opponents	3	6	1	0	vs. Mississauga	3	1	0	0
September Record	0	1	0	0	vs. Niagara	3	1	0	0
October Record	6	6	0	0	vs. North Bay	1	3	0	0
November Record	6	3	1	1	vs. Oshawa	2	3	1	0
December Record	5	5	0	0	vs. Owen Sound	1	1	0	0
January Record	9	3	1	0	vs. Peterborough	6	2	0	0
February Record	8	4	1	0	vs. Plymouth	1	1	0	0
March Record	4	3	1	0	vs. Saginaw	2	0	0	0
Playoff Record:	2	4			vs. Sarnia	2	0	0	0
					vs. Sault Ste. Marie	0	1	1	0
					vs. Sudbury	2	0	0	0
					vs. Windsor	1	0	1	0

OWEN SOUND ATTACK

P.O. Box 1420, Owen Sound, Ontario N4K 6T5
Phone: 519.371.7452 • Fax: 519.371.7990
email: loleary@attackhockey.com • www.attackhockey.com



TEAM DIRECTORY

President
Governor
Business Manager
General Manager
Head Coach
Assistant Coach
Goaltending Coach
Powerskating Coach
Athletic Therapist
Strength and Conditioning Coach
Scouting Consultant
Scouts

Statistician
Dir. of Marketing and Public Relations
Office Administrator
Administrative Assistant
Group Sales Coordinator
Digital Media Coordinator
Academic Advisor
Club Physician
Club Dentist

Dr. Bob Severs
Peter MacDermid
Ray McKelvie
Dale DeGray
Ryan McGill
Derek King
Greg Redquest
Denise Reid
Andy Brown
Andrew Hopf
David McNamara
Deron Bauer, Mark Sylvester,
Eric Navarro, Steve Ludzik Jr.,
Cory Hamilton, Shamus Gregga,
Darren Graf, David Ross,
Sean LaFortune
Ryan Manley
Brent Fisher
Lee Anne O'Leary
Larissa Blue
Matt Christie
Shaun Bisson
Sarah Rowe
Dr. Cam Tweedie
Dr. Sean Stewart



Dr. Bob Severs



Dale DeGray



Ryan McGill

TEAM INFORMATION

Home Arena	J.D. McArthur Arena/Harry Lumley Bayshore Community Centre		
Capacity	3,000 (3,500 with standees)	Dimensions	200' x 85'
Box Office Phone	519.371.7452	Arena Phone	519.376.3594
Arena Manager	Mark Kazarian	Press Box	West side, above sec.H
Team Colours	Red, Black, Gold & White		
Training Camp	Harry Lumley Bayshore Community Centre		



Markus Phillips

OWEN SOUND ATTACK

FRANCHISE RECORD

SEASON	NAME	GP	W	L	T	SL	PTS	GF	GA	FINISH	
2014-15	Owen Sound Attack	68	35	24	2	7	79	240	211	4th (Midwest)	
2013-14	Owen Sound Attack	68	31	29	3	5	70	205	237	5th (Midwest)	
2012-13	Owen Sound Attack	68	44	18		6	94	231	165	2nd (Midwest)	
2011-12	Owen Sound Attack	68	32	29	7	7	71	234	220	3rd (Midwest)	
2010-11	Owen Sound Attack	68	46	17		5	97	283	215	1st (Midwest)	
2009-10	Owen Sound Attack	68	27	33		8	62	221	276	5th (Midwest)	
2008-09	Owen Sound Attack	68	26	27		15	67	226	258	4th (Midwest)	
2007-08	Owen Sound Attack	68	20	41		7	47	200	290	4th (Midwest)	
2006-07	Owen Sound Attack	68	31	30		7	69	256	261	4th (Midwest)	
2005-06	Owen Sound Attack	68	32	29		7	71	239	239	4th (Midwest)	
2004-05	Owen Sound Attack	68	40	18		7	90	245	187	2nd (Midwest)	
2003-04	Owen Sound Attack	68	30	27		4	71	202	210	4th (Midwest)	
2002-03	Owen Sound Attack	68	27	30		7	65	206	243	4th (Midwest)	
2001-02	Owen Sound Attack	68	24	31		10	3	61	200	4th (Midwest)	
2000-01	Owen Sound Attack	68	31	27		7	3	72	256	236	4th (Midwest)
1999-00	Owen Sound Platers	68	21	41		6	6	54	237	292	5th (Midwest)
1998-99	Owen Sound Platers	68	39	24		5		83	312	293	2nd (Midwest)
1997-98	Owen Sound Platers	66	27	34		5		59	270	312	4th (Central)
1996-97	Owen Sound Platers	66	27	37		2		56	258	318	4th (Central)
1995-96	Owen Sound Platers	66	29	32		5		63	274	313	4th (Central)
1994-95	Owen Sound Platers	66	22	38		6		50	239	299	3rd (Central)
1993-94	Owen Sound Platers	66	34	30		2		70	303	284	4th (Emms)
1992-93	Owen Sound Platers	66	29	29		8		66	330	324	4th (Emms)
1991-92	Owen Sound Platers	66	23	41		2		48	260	315	6th (Emms)
1990-91	Owen Sound Platers	66	13	48		5		31	269	373	7th (Emms)
1989-90	Owen Sound Platers	66	28	31		7		63	265	305	4th (Emms)
1988-89	Guelph Platers	66	26	32		8		60	257	288	4th (Emms)
1987-88	Guelph Platers	66	21	40		5		47	249	318	7th (Emms)
1986-87	Guelph Platers	66	29	35		2		60	275	281	6th (Emms)
1985-86	Guelph Platers	66	41	23		2		84	297	235	2nd (Emms)
1984-85	Guelph Platers	66	21	40		5		47	230	332	7th (Emms)
1983-84	Guelph Platers	70	20	46		4		44	252	366	7th (Emms)
1982-83	Guelph Platers	70	7	63		0		14	246	555	8th (Emms)
	Franchise Totals	2,220	933	1,074	120	98	2,085	8,267	9,291	Pct. .469	

TEAM RECORDS

SEASON

Team	Record	Points
Most Points	(2010-11)	97
Most Goals	(1992-93)	330
Most Goals Against	(1982-83)	555
Fewest Goals Against	(2012-13)	165

Individual

Most Goals	Andrew Brunette (1992-93)	62
Most Assists	Andrew Brunette (1992-93)	100
Most Points	Andrew Brunette (1992-93)	162
Best GAA	Jordan Binnington (2012-13)	2.17

GAME

Most Goals	5
Wes Galdie (Jan 6/99 vs. Toronto), Josh Bailey (Oct. 28/06 in Erie)	
Most Assists	5
Kirk Muller (Feb 24/84 vs. North Bay); Wayne Primeau (Mar 11/95 vs. Ottawa); Dan Snyder (Jan 6/99 vs. Toronto); Bryan Kazarian (Sept 24/99 at S.S. Marie); Bobby Ryan (Oct 8/05 vs Oshawa and Oct 22/05 vs Guelph)	
Most Points	7
Jim Ensom (Jan 10/96 vs. Sudbury), Cameron Brace (Feb 11/12 vs Peterborough)	
Most Powerplay Goals	3
Jason MacDonald (Feb 15/93 at Detroit); Larry Paleczny (Dec 13/96 at Kingston); Daniel Sisca (Nov. 21/01 vs. Kitchener)	
Most Shorthanded Goals	2
Guy Larose (Nov 29/85 at S. S. Marie), Greg Jacina (Dec. 20/00 vs. Erie), Bobby Ryan (Mar. 6/05 at Toronto)	
Fastest Opening Goal	0:11
Rob Schweyer (Nov 5/94 at Kingston); Scott Giles (Feb 11/06 vs. S.S. Marie)	
Fastest Period Goal	0:08
Jim Brown (Feb 21/92 at Kitchener - 2nd period)	
Fastest Two Goals by One Player	0:07
Joseph Blandisi (Nov. 26, 2011 at Sault Ste. Marie)	

Fastest Three Goals by One Player 5:27
Paul Kelly (Feb 20, 1987 at London - 2nd period)

INDIVIDUAL GAME RECORDS – 2014-15

Most Goals	3
Kyle Platzer (Feb. 19 at Barrie and Dec. 6 vs Kitchener), Santino Centorame (Dec. 18 at Niagara)	
Most Assists	4
Chris Bigras (Jan. 1 vs Kitchener and Feb. 27 vs Erie), Erik Bradford (Feb. 20 at Sarnia), Santino Centorame (Feb. 20 at Sarnia), Thomas Schemitsch (Mar. 18 vs Plymouth)	
Most Points	5
Erik Bradford (Feb. 20 at Sarnia), Chris Bigras (Dec. 17 vs Plymouth)	
Most Power-Play Goals	2
Chris Bigras (Dec. 17 vs Plymouth), Santino Centorame (Dec. 18 at Niagara) Daniel Milne (Oct. 4 vs Guelph), Zach Nastasiuk (Mar. 18 vs Plymouth), Kyle Platzer (Dec. 6 vs Kitchener)	
Most Shorthanded Goals	2
Kyle Platzer (Mar. 18 vs Plymouth)	
Fastest Opening Goal	0:14
Daniel Milne (Feb. 21 vs Guelph)	
Fastest Period Goal	0:11
Jacob Busch (Mar. 7 vs Saginaw)	
Fastest Two Goals by One Player	1:52
Kyle Platzer (Nov. 14 at London)	
Fastest Three Goals by One Player	6:02
Kyle Platzer (Feb. 19 at Barrie)	
Longest Point Scoring Streak (Games)	14
Zach Nastasiuk (Jan. 31 to Mar. 12, 2015. 6G, 6A)	
Longest Goal Scoring Streak (Games)	5
Zach Nastasiuk (Dec. 3 to Dec. 13, 2014. 5G, 5A)	

2015 OHL PRIORITY SELECTIONS

RD	NO	NAME	2014-15 CLUB	POS	HT	WT	BIRTHDATE
1	9	Markus Phillips	Toronto Titans	LD	5.11	204	1999-03-21
1	14	Nick Suzuki	London Knights	C	5.10	173	1999-08-10
3	55	Matthew Struthers	Halton Hills Hurricanes	C	6.01	171	1999-12-26
3	56	Riley Daniels	Niagara North Stars	G	6.00	178	1999-02-05
4	73	Regan Kimens	Toronto Titans	LW	6.00	175	1999-05-28
5	93	Zachary Roberts	Markham Waxers	LW	5.10	164	1999-08-04
6	113	Mackenzie Warren	Quinte Red Devils	RD	5.10	188	1999-02-16
7	132	Zachary Sheedy	Toronto Titans	RW	5.10	156	1999-05-02
8	143	Nick Pryce	Toronto Marlboros	LW	5.10	181	1999-03-23
9	173	Kenneth Chisholm	Elgin-Middlesex Chiefs	LW	5.11	145	1999-02-08
9	178	Joey Berkopec	Toronto Jr. Canadiens	RD	6.00	167	1999-02-12
10	193	Nicholas King	Waterloo Wolves	LD	6.00	159	1999-01-13
11	213	Cayse Ton	New Liskeard Cubs	LW	5.09	166	1999-07-28
13	253	Hugh Anderson	Oakland Jr. Grizzlies	LD	5.11	165	1999-04-15
14	273	Mitchell DeGray	Clarington Toros	C	5.08	182	1999-03-05

HEAD COACH

Ryan McGill

February 28, 1969, Sherwood Park, Alberta

Coaching Record

Year	Club	GP	W	L	T	OTL	SL	PTS	Finish
1997-98	Edmonton Ice	62	17	40	5	-	-	39	5th (Central)
1998-99	Kootenay Ice	72	30	35	7	-	-	67	5th (Central)
1999-00	Kootenay Ice	72	44	14	11	3	-	102	2nd (Central)
2000-01	Kootenay Ice	72	45	17	4	6	-	100	2nd (Central)
2001-02	Kootenay Ice	72	38	27	7	0	-	83	2nd (BC)
2012-13	Kootenay Ice	72	35	35	-	2	0	72	5th (Central)
2013-14	Kootenay Ice	63	35	24	-	2	2	74	4th (Central)
2014-15	Kootenay Ice	72	37	31	-	1	3	78	4th (Central)

Coaching History

Don McKee 1982-83; Joe Contini 1983-84 to 1984-85; Mike Mahoney and Rob Holody 1984-85; Jacques Martin 1985-86; Gary Spoor and Rob Holody 1986-87; Floyd Crawford 1987-88; Ron Smith 1988-89; Len McNamara 1989-90 to 1990-91; Rick Tarasuk 1991-92; Jerry Harrigan 1992-93 to 1994-95; Ric Seiling and John Lovell 1995-96; John Lovell 1996-97; John Lovell and Dave Siciliano 1997-98; Dave Siciliano 1998-99; Dave Siciliano and Brian O'Leary 1999-2000; Brian O'Leary 2000-01; Frank Carnevale 2001-02; Mike Stothers 2002-03 to 2006-07; Mark Reeds 2007-08 to 2010-11; Greg Ireland 2011-12 to 2014-15; Ryan McGill 2015-16 to date.

2014-15 TEAM RECORD

	W	L	OTL	SL		W	L	OTL	SL
Overall Record:	35	24	2	7	vs. Barrie	3	3	0	0
Home Record:	21	10	0	3	vs. Belleville	2	0	0	0
Road Record:	14	14	2	4	vs. Erie	2	4	0	0
Overtime Record:	5	6	0		vs. Guelph	3	3	0	2
					vs. Kingston	2	0	0	0
vs. East Division Opponents	7	3	0	0	vs. Kitchener	5	1	0	2
vs. Central Division Opponents	7	5	1	1	vs. London	2	2	1	1
vs. West Division Opponents	9	6	0	1	vs. Mississauga	1	0	0	1
vs. Midwest Division Opponents	12	10	1	5	vs. Niagara	0	1	1	0
					vs. North Bay	1	1	0	0
September Record	1	0	0	2	vs. Oshawa	0	2	0	0
October Record	7	3	1	0	vs. Ottawa	1	1	0	0
November Record	4	5	0	2	vs. Peterborough	2	0	0	0
December Record	3	2	1	2	vs. Plymouth	3	0	0	1
January Record	6	6	0	1	vs. Saginaw	1	1	0	0
February Record	8	4	0	0	vs. Sarnia	2	2	0	0
March Record	6	4	0	0	vs. Sault Ste. Marie	0	2	0	0
					vs. Sudbury	2	0	0	0
Playoff Record:	1	4			vs. Windsor	3	1	0	0

PETERBOROUGH PETES

Peterborough Memorial Centre, 151 Lansdowne St. West, Peterborough, ON K9J 1Y4
 Phone: 705.743.3681 • Fax: 705.743.5497
 email: info@gopetesgo.com • www.gopetesgo.com



TEAM DIRECTORY

Governor	Dr. Robert Neville
President	Jim Devlin
Board of Directors	Pat Casey, Ken Jackman, Dave Pogue, Dave Lorentz, Rod McGillis
General Manager	Mike Oke
Head Coach	Jody Hull
Assistant Coaches	Jake Grimes, Andrew Verner
Strength & Conditioning Coach	Robert Francz
Power Skating Coach	Karen Westby
Yoga Instructor	Liz Doris
Head Trainer	Brian Miller
Assistant Trainers	Larry Smith, Terry Bowser
Player Safety & Security Liasion Officer	Walter DiClemente
Director of Scouting	Chris McNamara
Scouts	Dave Gaw, Ron Ringler, Steve Richey, Matt St. Germain, Sandy Gemmiti, Randy Walker, Andy Hooper, Casey Torres, Dan Larmer, Dave Pulford
Office Administrator	Cathie Webster
Dir. Sales, Marketing and Advertising	Aaron Garfat
Director of Merchandise	Don Sharp
Executive Director, Business Operations	Burton Lee
Coordinator Marketing & Com. Events	Matt D'Agostini
Coordinator Game Operations	Tamara Burns
Academic Advisors	Kim Driscoll, Barry Driscoll
Club Physicians	Dr. Craig Maltman, Dr. Mike Munoz, Dr. Brendan Hughes, Dr. Scott Ferrier
Team Orthopedic Surgeon	Dr. Crawford Dobson
Team Dentist	Dr. Brent Jibb



Jim Devlin



Mike Oke



Jody Hull



Zach Gallant

TEAM INFORMATION

Home Arena	Peterborough Memorial Centre	Capacity	3,729
Dimensions	195' x 85'	Arena Phone	705.743.3561
Arena Manager	Sue Warrington	Team Colours	Maroon, black and cream
Training Camp	Peterborough Memorial Centre		
Affiliated Teams	Lindsay Muskies Jr. A		

FRANCHISE RECORD

SEASON	NAME	GP	W	L	T	OL/SL	PTS	GF	GA	FINISH
2014-15	Peterborough Petes	68	26	36		6	58	203	268	5th (East)
2013-14	Peterborough Petes	68	32	30	0	6	70	233	269	3rd (East)
2012-13	Peterborough Petes	68	26	35	7	59	202	254	4th (East)	
2011-12	Peterborough Petes	68	27	34	7	61	219	281	4th (East)	
2010-11	Peterborough Petes	68	20	45	3	43	195	298	5th (East)	
2009-10	Peterborough Petes	68	29	35	4	62	231	277	3rd (East)	
2008-09	Peterborough Petes	68	28	37	3	59	210	266	3rd (East)	
2007-08	Peterborough Petes	68	28	36	4	60	199	250	4th (East)	
2006-07	Peterborough Petes	68	24	39	5	53	198	274	5th (East)	
2005-06	Peterborough Petes	68	47	16		5	99	269	1st (East)	
2004-05	Peterborough Petes	68	34	21	9	4	81	238	215	1st (East)
2003-04	Peterborough Petes	68	22	40	3	3	50	191	244	4th (East)
2002-03	Peterborough Petes	68	32	22	11	3	78	222	215	2nd (East)
2001-02	Peterborough Petes	68	33	22	7	6	79	242	215	3rd (East)
2000-01	Peterborough Petes	68	30	28	8	2	70	221	213	3rd (East)
1999-00	Peterborough Petes	68	34	27	7	1	76	242	219	4th (East)
1998-99	Peterborough Petes	68	40	26	2		82	266	213	4th (East)
1997-98	Peterborough Petes	66	20	36	10		50	212	273	5th (East)
1996-97	Peterborough Petes	66	39	25	2		80	251	238	3rd (East)
1995-96	Peterborough Petes	66	35	22	9		79	289	235	2nd (East)
1994-95	Peterborough Petes	66	26	34	6		58	255	286	5th (East)
1993-94	Peterborough Petes	66	15	41	10		40	252	350	7th (Leyden)
1992-93	Peterborough Petes	66	46	15	5		97	352	239	1st (Leyden)
1991-92	Peterborough Petes	66	41	18	7		89	318	256	1st (Leyden)
1990-91	Peterborough Petes	66	33	26	7		73	272	254	5th (Leyden)
1989-90	Peterborough Petes	66	37	23	6		80	294	236	3rd (Leyden)
1988-89	Peterborough Petes	66	42	22	2		86	302	235	1st (Leyden)
1987-88	Peterborough Petes	66	44	17	5		93	325	212	1st (Leyden)
1986-87	Peterborough Petes	66	35	24	7		77	267	212	2nd (Leyden)
1985-86	Peterborough Petes	66	45	19	2		92	289	190	1st (Leyden)
1984-85	Peterborough Petes	66	42	20	4		88	354	233	1st (Leyden)
1983-84	Peterborough Petes	70	43	23	4		90	380	307	3rd (Leyden)
1982-83	Peterborough Petes	70	46	22	2		94	367	278	2nd (Leyden)
1981-82	Peterborough Petes	68	36	29	3		75	291	266	3rd (Leyden)
1980-81	Peterborough Petes	68	29	36	3		61	287	290	5th (Leyden)
1979-80	Peterborough Petes	68	47	20	1		95	316	238	1st (Leyden)
1978-79	Peterborough Petes	68	46	19	3		95	341	245	1st (Leyden)
1977-78	Peterborough Petes	68	37	18	13		87	327	273	2nd (Leyden)
1976-77	Peterborough Petes	66	31	28	7		69	307	209	4th (Leyden)
1975-76	Peterborough Petes	66	18	37	11		47	204	284	6th (Leyden)
1974-75	Peterborough Petes	70	37	20	13		87	311	254	2nd
Totals (since 1974)		2,694	1,358	1,084	198	45	2,927	10,746	9,989	Pct. .543

TEAM RECORDS

SEASON

Team		
Most Points	(2005-06)	99
Most Goals	(1983-84)	380
Most Goals Against	(1993-94)	350
Fewest Goals Against	(1985-86)	190
Individual		
Most Goals	Scott Tottle (1983-84)	63
Most Assists	Mark Teevens (1984-85)	90
Most Points	Mike Harding (1992-93)	136
Best GAA	Chuck Goddard (1962-63)	2.49
Game		
Most Goals		5
Bill Gardner (Nov. 22/79 vs. Oshawa), Doug Evans (Oct. 20/83 vs. North Bay), Nick Ritchie (Feb. 7/14 at Kingston)		
Most Assists		6
Doug Evans (Jan. 26/84 vs. Toronto)		
Most Points		7
Ron Mason (Jan. 13/77 vs. Kitchener), Ken Strong (Oct. 8/82 at Guelph), Doug Evans (Jan. 26/84 vs. Toronto)		
Most Powerplay Goals		3
Doug Evans (Oct. 20/83 vs. North Bay), John Johnson (Oct. 26/91 vs. Cornwall), Dave Roche (Jan. 28/93 vs. Newmarket), Brent Tully (Feb. 24/94 vs. Belleville)		
Most Shorthanded Goals		2
Scott Tottle (Nov. 20/83 at Kingston), Geoff Ingram (Jan. 22/89 at Toronto), Cameron Mann (Jan. 20/96 vs. Ottawa), Eric Staal (Sept. 26/02 vs. Mississauga)		
Fastest Opening Goal		0:06
Matt Lahey (Nov. 3/96 at North Bay)		
Fastest Period Goal		0:07
Jim Wiemer (twice - Nov. 8/79 vs. Niagara Falls - 2nd period, and Jan. 24/81 vs. Ottawa - 2nd period)		
Fastest Two Goals by One Player		0:10

Ryan Pawluk (Dec. 8/94 vs. North Bay - first period)
Fastest Three Goals by One Player
Greg Theberge (Nov. 10/78 at Ottawa - 2nd period)

1:38

INDIVIDUAL GAME RECORDS – 2014-15

Most Goals		3
Greg Betzold (Oct. 30 vs Mississauga)		
Most Assists		3
Eric Cornel (Nov. 15 vs Niagara and Oct. 30 vs Mississauga), Hunter Garland (Oct. 2 vs Belleville)		
Most Points		4
Hunter Garland (Oct. 2 vs Belleville), Steven Lorentz (Feb. 6 at Ottawa), Eric Cornel (Nov. 15 vs Niagara), Nick Ritchie (Nov. 15 vs Niagara)		
Most Power-Play Goals		1
51 times		
Most Shorthanded Goals		1
12 times		
Fastest Opening Goal		0:27
Michael Clarke (Dec. 19 at Kingston)		
Fastest Period Goal		0:17
Steven Lorentz (Nov. 27 vs Kitchener)		
Fastest Two Goals by One Player		2:13
Hunter Garland (Feb. 28 vs Kingston)		
Fastest Three Goals by One Player		48:26
Greg Betzold (Oct. 30 vs Mississauga)		
Longest Point Scoring Streak (Games)		7
Nick Ritchie (Oct. 2 to Oct. 18, 2014, 4G, 4A)		
Longest Goal Scoring Streak (Games)		5
Josh MacDonald (Dec. 5 to Dec. 14, 2014, 6G, 6A)		

PETERBOROUGH PETES

2015 OHL PRIORITY SELECTIONS

RD	NO	NAME	2014-15 CLUB	POS	HT	WT	BIRTHDATE
1	5	Zach Gallant	Mississauga Rebels	C	6.02	175	1999-03-06
2	25	Nicholas Grima	Toronto Titans	RD	5.11	192	1999-03-07
2	29	CJ Clarke	Toronto Marlboros	RW	6.00	193	1999-02-08
3	50	Cole Fraser	Ottawa Valley Titans	RD	6.02	185	1999-08-23
4	66	Simon Boyko	Toronto Jr. Canadiens	RW	5.09	163	1999-02-04
4	80	Perth Swick	Niagara North Stars	LD	6.05	210	1999-03-21
5	86	Nick Isaacson	Mississauga Reps	LW	6.02	175	1999-08-11
6	106	Bryce Misley	Don Mills Flyers	C	6.01	161	1999-09-05
6	117	Logan Hutsko	Shattuck St. Mary's	C	5.06	135	1999-02-11
7	126	Luke Wyatt	York-Simcoe Express	LW	6.02	204	1999-03-13
7	136	Cameron Crotty	Upper Canada Cyclones	RD	5.10	130	1999-05-05
8	146	Colton Kalezic	Toronto Jr. Canadiens	C	6.00	162	1999-07-21
9	166	Josh Barraclough	Lambton Jr. Sting	LW	6.01	190	1999-02-04
10	186	Logan Buchanan	Ottawa Valley Titans	RW	5.09	180	1999-01-28
11	206	Will Hickey	Peterborough Petes	RW	5.07	141	1999-05-21
13	246	Nate McDonald	Mississauga Senators	G	6.01	181	1999-08-11
14	266	Logan Cockerill	Detroit Belle Tire	RW	5.07	142	1999-03-03
15	286	Adrian Danchenko	Wilkes Barre/Scranton Jr. Knights	F	6.01	175	1999-03-29

CHL Import Draft

1	15	Jonne Tammela	Kuopio	C	5.10	180	1997-08-05
---	----	---------------	--------	---	------	-----	------------

HEAD COACH

Jody Hull

Born: February 2, 1969, Petrolia, Ont.

Coaching Record

Year	Club	GP	W	L	OTL	SL	PTS	Finish
2012-13	Peterborough Petes	33	18	12	0	3	39	-
2013-14	Peterborough Petes	68	32	30	0	6	70	3rd (East)
2014-15	Peterborough Petes	68	26	36	1	5	58	5th (East)
OHL Totals		169	76	78	1	14	197	Pct. .583

Coaching History

Frank Mario, 1962-63 to 1964-65; Roger Bedard, 1965-66; Roger Bedard and Roger Neilson, 1966-67; Roger Neilson 1967-68 to 1975-76; Garry Young, 1976-77; Gary Green, 1977-78 to 1978-79; Mike Keenan, 1979-80; Dave Dryden 1980-81, Dave Dryden and Dick Todd, 1981-82; Dick Todd 1982-83 to 1992-93; Dave MacQueen, 1993-94 to 1995-96; Brian Drumm, 1996-97; Brian Drumm and Jeff Twohey, 1997-98; Rick Allain, 1998-99 to 2003-04, Dick Todd 2004-05 to 2005-06; Vince Malette 2006-07 to 2007-08; Ken MacRae 2008-09 to 2009-10, Mike Pelino 2010-11 to 2011-12; Mike Pelino and Jody Hull, 2012-13; Jody Hull 2013-14 to date.

2014-15 TEAM RECORD

	W	L	OTL	SL		W	L	OTL	SL
Overall Record:	26	36	1	5	vs. Barrie	2	2	0	0
Home Record:	17	15	0	2	vs. Belleville	4	2	0	0
Road Record:	9	21	1	3	vs. Erie	1	1	0	0
Overtime Record:	1	4	0		vs. Guelph	0	2	0	0
					vs. Kingston	2	4	0	0
vs. East Division Opponents	10	16	0	2	vs. Kitchener	1	1	0	0
vs. Central Division Opponents	11	7	0	2	vs. London	1	1	0	0
vs. West Division Opponents	2	6	1	1	vs. Mississauga	2	2	0	0
vs. Midwest Division Opponents	3	7	0	0	vs. Niagara	2	1	0	1
					vs. North Bay	2	1	0	1
September Record	0	1	0	0	vs. Oshawa	2	6	0	0
October Record	3	5	1	2	vs. Ottawa	2	4	0	2
November Record	6	5	0	1	vs. Owen Sound	0	2	0	0
December Record	3	7	0	0	vs. Plymouth	0	1	0	1
January Record	6	5	0	1	vs. Saginaw	0	2	0	0
February Record	6	5	0	1	vs. Sarnia	1	1	0	0
March Record	2	8	0	0	vs. Sault Ste. Marie	0	2	0	0
					vs. Sudbury	3	1	0	0
Playoff Record:	1	4			vs. Windsor	1	0	1	0

SAGINAW SPIRIT

5789 State Street, Suite 2, Saginaw, MI 48603
 Phone: (989) 497-7747 • Fax: (989) 799-9426
 email: info@saginawspirit.com • www.saginawspirit.com



TEAM DIRECTORY

Owner	Richard J. Garber
President, Managing Partner & Governor	Craig Goslin
General Manager	Dave Drinkill
Head Coach	Greg Gilbert
Assistant Coach/Asst. General Manager	John Kisil
Assistant Coach	Jay Wells
Goaltending Coach	Phil Myre
Athletic Trainer	Toby Blosser
Equipment Manager	Kyle Knopp
Scouts	Ian Meghear, Frank Robinson, Steve Hillier, Brian Prout, Moe Mantha, Dustin Turner, Angelo Nasato
Vice President of Business Management	Lindsay McDougal
Vice President of Sales	Kae Pankow
Dir. of Sales and Marketing	Rick Riffel
Director of Business Development	Dan Weigl
Director of Broadcasting & Communications	Joey Battaino
Director of Game Day Operations	Mike Elliott
Director of Corp. and Ticket Partnerships	Claudia Arellano
Director of Corporate Outings and Suites	Allison Veznia
Director of Corp. Part. & Social Media	Charley Porter
Accountant	Trisha Webb
Foundation Director	Brad Herron
Academic Advisor	John Kisil



Richard J. Garber



Craig Goslin



Greg Gilbert

TEAM INFORMATION

Home Arena	Wendler Arena at the Dow Event Center		
Capacity	4,213	Dimensions of Rink	192' x 85'
Arena Phone	(989) 759-1320	Arena Manager	Matt Blasy
Media Box Location	Conference room off main atrium		
Team Colours	Navy, Red, White		
Training Camp	Dow Event Center		



Brady Gilmour

SAGINAW SPIRIT

FRANCHISE RECORD

SEASON	NAME	GP	W	L	T	OT/SL	PTS	GF	GA	FINISH
2014-15	Saginaw Spirit	68	29	36		3	61	212	271	3rd (West)
2013-14	Saginaw Spirit	68	33	30	4	1	71	254	248	3rd (West)
2012-13	Saginaw Spirit	68	32	29		7	71	250	264	4th (West)
2011-12	Saginaw Spirit	68	33	27		8	74	259	259	3rd (West)
2010-11	Saginaw Spirit	68	40	22		6	86	243	207	1st (West)
2009-10	Saginaw Spirit	68	34	27		7	75	240	230	4th (West)
2008-09	Saginaw Spirit	68	36	24		8	80	235	219	2nd (West)
2007-08	Saginaw Spirit	68	33	25		10	76	234	231	4th (West)
2006-07	Saginaw Spirit	68	44	21		3	91	291	217	2nd (West)
2005-06	Saginaw Spirit	68	36	30		2	74	242	246	2nd (West)
2004-05	Saginaw Spirit	68	18	42	4	4	44	150	260	4th (West)
2003-04	Saginaw Spirit	68	16	45	3	4	39	161	228	5th (West)
2002-03	Saginaw Spirit	68	11	45	5	7	34	158	275	5th (West)
	Franchise Totals	884	395	403	16	70	876	2,929	3,155	Pct. .495

TEAM RECORDS

SEASON

Team		
Most Points	(1993-94)	97
Most Goals	(1978-79)	361
Most Goals Against	(1976-77)	370
Fewest Goals Against	(2010-11)	207

Individual

Most Goals	Brian Cullen (1953-54)	68
Most Assists	Brian Cullen (1953-54)	93
Most Points	Brian Cullen (1953-54)	161
Best G.A.A.	Alex Auld (2000-01)	2.54

GAME

Most Goals	5
Nick Kypreos (Feb. 27, 1986 vs. Sudbury); Dave McLlwain (Mar. 5, 1987 vs. Hamilton)	
Most Assists	7
Stan Adams (Sept. 30, 1977 vs. Kingston); Darren Turcotte (Feb. 28, 1988 vs. Kitchener)	
Most Points	9
Steve Ludzik (Dec. 30, 1980 vs. Oshawa)	
Most Powerplay Goals	4
Jeff Shevalier (Feb. 14, 1993 vs. Peterborough)	
Most Shorthanded Goals	2
Len Saccio (87-88); Peter Bitonti (88-89); James Sheehan (92-93); Jeff Shevalier (93-94); Vitali Yachmenev and Lee Jinman (94-95)	
Fastest Opening Goal	0:07
Patrick Asselin (Oct. 8, 2004 vs. Brampton)	
Fastest Period Goal	0:04
Marek Kvapil (Dec. 4, 2004 vs. Mississauga)	
Fastest Two Goals by One Player	0:03
Tyler Ertel (Jan. 8, 1989 vs Sudbury - 3rd period)	
Fastest Three Goals by One Player	2:27
Vitali Yachmenev (Nov. 27, 1993 at Newmarket - 2nd period)	

INDIVIDUAL GAME RECORDS – 2014-15

Most Goals	4
Mitchell Stephens (Dec. 13 at Niagara)	
Most Assists	3
Greg DiTomaso (Nov. 29 vs Windsor), Marcus Crawford (Sep. 27 vs Sarnia), Mitchell Stephens (Mar. 14 vs Plymouth), Dylan Sadowy (Dec. 13 at Niagara), Nick Moutrey (Jan. 2 at Plymouth)	
Most Points	4
Dylan Sadowy (Dec. 20 vs Windsor), Jesse Barwell (Mar. 14 vs Plymouth), Mitchell Stephens (Dec. 13 at Niagara), Dylan Sadowy (Jan. 2 at Plymouth), Dylan Sadowy (Dec. 13 at Niagara)	
Most Power-Play Goals	2
Dylan Sadowy (Oct. 4 at Windsor), Sean Callaghan (Nov. 29 vs Windsor), Mitchell Stephens (Dec. 13 at Niagara)	
Most Shorthanded Goals	1
13 times	
Fastest Opening Goal	0:39
Jimmy Lodge (Nov. 8 at Erie)	
Fastest Period Goal	0:11
Connor Brown (Oct. 23 at Peterborough)	
Fastest Two Goals by One Player	1:07
Mitchell Stephens (Mar. 13 at Sarnia)	
Fastest Three Goals by One Player	35:35
Mitchell Stephens (Dec. 13 at Niagara)	
Longest Point Scoring Streak (Games)	8
Nick Moutrey (Nov. 1 to Nov. 21, 2014. 66, 6A) Dylan Sadowy (Nov. 1 to Nov. 21, 2014. 46, 4A)	
Longest Goal Scoring Streak (Games)	3
Tye Felhuber (Feb. 13 to Feb. 16, 2015. 3G, 3A) Jimmy Lodge (Oct. 12 to Oct. 18, 2014. 4G, 4A)	

2015 OHL PRIORITY SELECTIONS

RD	NO	NAME	2014-15 CLUB	POS	HT	WT	BIRTHDATE
1	6	Brady Gilmaur	Quinte Red Devils	C	5.10	157	1999-04-18
2	30	Robert Proner	Toronto Titans	LD	6.02	218	1999-03-12
2	38	Kirill Maksimov	Toronto Jr. Canadiens	LW	6.01	180	1999-06-01
3	45	Brendan Bonello	Toronto Titans	G	6.02	210	1999-04-01
3	47	Cole Coskey	Chicago Mission	LW	5.11	176	1999-06-01
4	63	Michael Pastujov	Detroit Honeybaked	RW	5.12	193	1999-08-23
6	107	Nick Campoli	Toronto Jr. Canadiens	C	5.10	161	1999-02-16
8	147	Brock Hill	Milwaukee Jr. Admirals	RD	6.03	190	1999-01-27
9	167	Carson Pearce	Elgin-Middlesex Chiefs	LD	6.01	174	1999-02-05
10	187	Gianluca Fuoco	Mississauga Reps	C	6.01	163	1999-01-01
11	207	Jaxon Camp	Guelph Gryphons	RD	5.10	173	1999-03-28
12	226	Brady Enman	Barrie Jr. Colts	RD	6.02	182	1999-04-14
12	227	Matteo DiGiulio	Toronto Red Wings	C	5.12	176	1999-11-17
13	247	Danil Sokolka	Detroit Little Caesars	LW	5.10	160	1999-01-23
14	267	Fedor Rudakov	Toronto Jr. Canadiens	RD	6.01	185	1998-06-21
15	287	Jonathan Malowney	York-Simcoe Express	C	6.03	166	1999-05-27
15	296	Jacob Sutton	Whitby Wildcats	LW	5.08	185	1999-06-04

CHL Import Draft

1	18	Markus Niemelainen	HPK Hameenlinna	RD	6.04	183	1998-06-08
---	----	--------------------	-----------------	----	------	-----	------------

HEAD COACH

Greg Gilbert

Born: January 22, 1962; Mississauga, ON

Coaching Record

Year	Club	GP	W	L	T	OTL	PTS	Finish
2003-04	Mississauga IceDogs	68	36	21	7	4	83	2nd (Central)
2004-05	Mississauga IceDogs	68	34	21	12	1	81	1st (Central)
2005-06	Mississauga IceDogs	68	21	40	0	7	49	5th (Central)
2011-12	Saginaw Spirit	36	20	10	-	6	46	3rd (West)
2012-13	Saginaw Spirit	68	32	29	-	7	71	4th (West)
2013-14	Saginaw Spirit	68	33	30	4	1	71	3rd (West)
2014-15	Saginaw Spirit	68	29	36	2	1	61	3rd (West)
OHL Totals		454	205	187	25	27	462	Pct. .509

Coaching History

Paul Emms, 1974-75 to 1977-78; Bert Templeton, 1978-79; Barry Boughner and Fred Stanfield, 1979-80; Paul Gauthier, 1980-81; Bert Templeton 1981-82 to 1993-94 Shane Parker 1994-95 to 1995-96, Shane Parker and Greg Bignell 1996-97, Greg Bignell 1997-98, Mike Kelly 1998-99 to 2001-02, Dennis Desrosiers 2002-03; Dennis Desrosiers and Moe Mantha 2003-04; Doug Lidster and Bob Mancini 2004-05; Bob Mancini 2005-06 to 2006-07; Todd Watson 2007-08 to 2011-12; Greg Gilbert 2011-12 to date.

2014-15 TEAM RECORD

	W	L	OTL	SL		W	L	OTL	SL
Overall Record:	29	36	2	1	vs. Barrie	0	2	0	0
Home Record:	15	16	2	1	vs. Belleville	0	1	1	0
Road Record:	14	20	0	0	vs. Erie	0	4	0	0
Overtime Record:	4	2	0		vs. Guelph	1	3	0	0
					vs. Kingston	2	0	0	0
vs. East Division Opponents	4	5	1	0	vs. Kitchener	3	1	0	0
vs. Central Division Opponents	5	5	0	0	vs. London	0	3	1	0
vs. West Division Opponents	15	14	0	1	vs. Mississauga	0	2	0	0
vs. Midwest Division Opponents	5	12	1	0	vs. Niagara	2	0	0	0
					vs. North Bay	1	1	0	0
September Record	1	1	0	0	vs. Oshawa	0	2	0	0
October Record	4	6	1	0	vs. Ottawa	0	2	0	0
November Record	6	6	0	1	vs. Owen Sound	1	1	0	0
December Record	5	4	0	0	vs. Peterborough	2	0	0	0
January Record	6	6	1	0	vs. Plymouth	5	3	0	0
February Record	2	9	0	0	vs. Sarnia	4	4	0	0
March Record	5	4	0	0	vs. Sault Ste. Marie	3	5	0	0
					vs. Sudbury	2	0	0	0
Playoff Record:	0	4			vs. Windsor	3	2	0	1

SARNIA STING

Sarnia Sports & Entertainment Centre, 1455 London Road, Sarnia, Ontario N7S 6K7

Phone: (519) 542-4494 • Fax: (519) 542-2388

email: info@sarniastinging.com • www.sarniastinging.com



TEAM DIRECTORY

Governor/Head Coach

President

General Manager

Assistant General Manager

Assistant Coaches

Goaltending Instructor

Athletic Therapist

Equipment Manager

Director of Player Personnel

Scouts

Dir. of Marketing & Communications

Corporate Sales Account Manager

Play-by-play Broadcaster

Fan Development Executives

Office Manager

Box Office Manager

Academic Advisor

Medical Staff

Derian Hatcher

Bill Abercrombie

Nick Sinclair

Mark Glavin

Jeff Barratt

Chris Lazary

Patrick DesRochers

Chad Oliver

Lester Tiu

Dylan Seca

Mark Filippone, Jim Rauth,

Kyle Higgins, Kyle Craner

Dach Hiller

Matt Rose

Leigh Cunningham

Mike Neely

Jake Bourrie

Marla Doyle

Cindi Tiltman

Mark Scott

Dr. John Vargo

Dr. Duncan McKinlay

Dr. Frank Sproviero

Dr. Rob Hislop



Derian Hatcher



Bill Abercrombie



Nick Sinclair

TEAM INFORMATION

Home Arena SSEC Capacity 3,781 (4,522 with standing)


Dimensions of Rink 200' x 85'

Box Office Phone (519) 541-1717 Arena Phone (519) 542-4494

Press Box Location West side of building, beside Gate 5

Team Colours Black, white, grey & gold

Training Camp Sarnia Sports & Entertainment Centre



Sasha Chmelevski

FRANCHISE RECORD

SEASON	NAME	GP	W	L	OTL	SL	PTS	GF	GA	FINISH
2014-15	Sarnia Sting	68	29	32	4	3	65	232	263	2nd (West)
2013-14	Sarnia Sting	68	17	44	2	5	41	211	341	5th (West)
2012-13	Sarnia Sting	68	35	28		5	75	247	254	3rd (West)
2011-12	Sarnia Sting	68	34	27		7	75	243	235	2nd (West)
2010-11	Sarnia Sting	68	25	36		7	57	243	321	4th (West)
2009-10	Sarnia Sting	68	17	46		5	39	184	295	5th (West)
2008-09	Sarnia Sting	68	35	26		7	77	216	210	4th (West)
2007-08	Sarnia Sting	68	37	29		2	76	251	229	3rd (West)
2006-07	Sarnia Sting	68	34	24		10	78	270	241	4th (West)
2005-06	Sarnia Sting	68	17	46		5	39	197	295	5th (West)
2004-05	Sarnia Sting	68	16	41	6	5	43	156	228	5th (West)
2003-04	Sarnia Sting	68	37	23	4	4	82	220	210	1st (West)
2002-03	Sarnia Sting	68	41	19	7	1	90	251	193	2nd (West)
2001-02	Sarnia Sting	68	27	29	5	7	66	236	260	4th (West)
2000-01	Sarnia Sting	68	28	31	7	2	65	235	244	4th (West)
1999-00	Sarnia Sting	68	33	27	8	0	74	211	189	3rd (West)
1998-99	Sarnia Sting	68	37	25	6		80	279	216	2nd (West)
1997-98	Sarnia Sting	66	32	21	13		77	253	227	3rd (West)
1996-97	Sarnia Sting	66	35	24	7		77	286	251	2nd (West)
1995-96	Sarnia Sting	66	39	23	4		82	330	276	2nd (West)
1994-95	Sarnia Sting	66	24	37	5		53	250	292	3rd (West)
1993-94	Newmarket Royals	66	9	47	10		28	231	377	8th (Leyden)
1992-93	Newmarket Royals	66	29	28	9		67	310	301	5th (Leyden)
1991-92	Cornwall Royals	66	38	22	6		82	328	289	3rd (Leyden)
1990-91	Cornwall Royals	66	23	42	1		47	281	335	7th (Leyden)
1989-90	Cornwall Royals	66	24	38	4		52	309	361	6th (Leyden)
1988-89	Cornwall Royals	66	31	30	5		67	350	308	4th (Leyden)
1987-88	Cornwall Royals	66	35	24	7		77	333	255	3rd (Leyden)
1986-87	Cornwall Royals	66	23	40	3		49	261	369	6th (Leyden)
1985-86	Cornwall Royals	66	28	36	2		58	307	356	5th (Leyden)
1984-85	Cornwall Royals	66	34	30	2		70	355	344	4th (Leyden)
1983-84	Cornwall Royals	70	33	37	0		66	348	375	6th (Leyden)
1982-83	Cornwall Royals	70	36	33	1		73	370	335	5th (Leyden)
1981-82	Cornwall Royals	68	28	35	5		61	303	327	6th (Leyden)
	Franchise Totals	2,288	1,000	1,080	133	76	2,438	9,087	8,556	Pct. .532

TEAM RECORDS

SEASON

Team		
Most Points	(2002-03)	90
Most Goals	(1982-83)	370
Most Goals Against	(1993-94)	377
Fewest Goals Against	(1999-00)	189
Individual		
Most Goals	Ray Sheppard (1985-86)	81
Most Assists	Doug Gilmour (1982-83)	107
Most Points	Doug Gilmour (1982-83)	177
Best GAA	Greg Hewitt (1999-00)	2.53

GAME

Most Goals	5
Mike Stapleton (Feb. 7/85 vs. Kitchener); Dave Shellington (Feb. 24/85 vs. Kingston); B.J. Johnston (Feb. 25/95 at Belleville); Brendan Yarema (Mar. 1/96 vs. Owen Sound); Jon Sim (Feb. 15/97 vs. Windsor); Justin DiBenedetto (Oct. 12/08 at Sault Ste. Marie)	
Most Assists	6
Jeff Smith (Feb. 24/85 vs. Kingston) and Darren Colbourne (Oct. 29/87 vs. Toronto)	
Most Points	10
Darren Colbourne (Oct. 19/87 vs. Toronto)	
Most Powerplay Goals	4
Doug Gilmour (Oct. 18/81 at Brantford) and Jon Sim (Feb. 15/97 vs. Windsor)	
Most Shorthanded Goals	2
Aaron Brand (Mar. 10/96 at Detroit); Jeff Heerema (Oct. 17/99 at Windsor)	
Fastest Opening Goal	0:12
Ryan Tocher (Jan. 27/94 vs. Sault Ste. Marie)	
Fastest Period Goal	0:06
Jon Sim (Sept. 24/95 vs. London - 3rd period)	
Fastest Two Goals by One Player	0:06
Mike Bukowski (Feb. 2/84 at Windsor - 2nd period)	

Fastest Three Goals by One Player 5:03
Nathan Lafayette (Nov. 22/92 vs Guelph)

INDIVIDUAL GAME RECORDS — 2014-15

Most Goals	3
Nikita Korostelev (Oct. 11 vs Windsor)	
Most Assists	3
Anthony DeAngelo (Oct. 11 vs Windsor and Nov. 2 at North Bay), Nikita Korostelev (Dec. 7 vs Sault Ste. Marie), Stephen Pierog (Jan. 16 vs Plymouth)	
Most Points	5
Nikita Korostelev (Oct. 11 vs Windsor)	
Most Power-Play Goals	1
43 times	
Most Shorthanded Goals	1
10 times	
Fastest Opening Goal	0:59
Daniel Nikandrov (Nov. 29 at Plymouth)	
Fastest Period Goal	0:08
Jordan Kyrou (Mar. 8 vs Guelph)	
Fastest Two Goals by One Player	1:19
Pavel Zacha (Feb. 22 vs London)	
Fastest Three Goals by One Player	30:10
Nikita Korostelev (Oct. 11 vs Windsor)	
Longest Point Scoring Streak (Games)	9
Anthony DeAngelo (Nov. 29, 2014 to Jan. 3, 2015. 4G, 4A)	
Longest Goal Scoring Streak (Games)	4
Nikita Korostelev (Oct. 11 to Oct. 19, 2014. 6G, 6A) Brandon Lindberg (Nov. 26 to Nov. 30, 2014. 4G, 4A)	

SARNIA STING

2015 OHL PRIORITY SELECTIONS

RD	NO	NAME	2014-15 CLUB	POS	HT	WT	BIRTHDATE
1	10	Sasha Chmelevski	Detroit Honeybaked	C	5.10	163	1999-06-09
2	24	Ryan McGregor	Burlington Eagles	C	5.10	142	1999-01-29
2	34	Aidan Hughes	London Knights	G	6.03	240	1999-04-10
3	49	Quinton Hughes	Toronto Marlboros	LD	5.08	149	1999-10-14
4	69	Kelton Hatcher	Team Comcast	LD	5.11	157	1999-04-19
7	129	Matthew Kellenberger	Toronto Nationals	RD	5.10	145	1999-01-11
8	149	Colton McKenna	Buffalo Regals	LW	6.02	181	1999-08-17
9	169	Holden Hrysko	Burlington Eagles	RW	5.11	158	1999-07-16
10	189	Cameron Babiak	Detroit Honeybaked	RD	5.10	174	1999-04-30
11	209	Anthony Bertucca	Quinte Red Devils	G	6.03	168	1999-07-17
12	229	Matthew Cassidy	Team Comcast	RW	6.00	170	1999-07-31
13	249	Curtis Egert	Southern Tier Admirals	LW	6.00	185	1999-02-04
14	269	Nash Nienhuis	Lambton Jr. Sting	LD	5.07	142	1999-12-05

CHL Import Draft

1	24	Patrik Laine	Tappara	LW	6.03	200	1998-04-19
2	84	Louis Latta	Kolner	F	6.00	165	1998-08-07

HEAD COACH

Derian Hatcher

Born: June 4, 1972, Sterling Heights, Michigan

Coaching Record

Year	Club	GP	W	L	OTL	SL	PTS	Finish
No OHL Coaching Record								

Coaching History

Bob Kilger, 1981-82; Bob Kilger, Bill Murphy, Gord Woods and Jocelyn Guevremont, 1982-83; Jocelyn Guevremont, 1983-84; Floyd Crawford, 1984-85; Tony Zappia, 1985-86; Orval Tessier, 1986-87 to 1988-89; Marc Crawford, 1989-90 to 1990-91; John Lovell, 1991-92; Shawn MacKenzie, 1992-93; Don Boyd 1993-94; Don Boyd, Rich Brown and Mark Hunter 1994-95; Mark Hunter 1995-96; Joe Canale 1996-97; Mark Hunter 1997-98 to 1998-99; Mark Hunter and Rich Brown 1999-00; Rich Brown and Jeff Perry 2000-01; Jeff Perry 2001-02 to 2003-04; Shawn Camp 2004-05 to 2005-06; Dave MacQueen 2006-07 to 2009-10; Dave MacQueen and Trevor Letowski 2010-11; Jacques Beaulieu 2011-12 to 2012-13; Trevor Letowski 2013-14 to 2014-15; Derian Hatcher 2015-16 to date.

2014-15 TEAM RECORD

	W	L	OTL	SL		W	L	OTL	SL
Overall Record:	29	32	4	3	vs. Barrie	1	1	0	0
Home Record:	18	12	2	2	vs. Belleville	0	1	0	1
Road Record:	11	20	2	1	vs. Erie	1	3	0	0
Overtime Record:	1	5	0		vs. Guelph	2	1	0	1
					vs. Kingston	1	1	0	0
vs. East Division Opponents	2	6	0	2	vs. Kitchener	2	1	1	0
vs. Central Division Opponents	6	4	0	0	vs. London	0	6	0	0
vs. West Division Opponents	14	9	3	0	vs. Mississauga	1	1	0	0
vs. Midwest Division Opponents	7	13	1	1	vs. Niagara	1	1	0	0
					vs. North Bay	1	1	0	0
September Record	0	1	1	0	vs. Oshawa	0	2	0	0
October Record	6	5	0	1	vs. Ottawa	0	2	0	0
November Record	7	5	0	0	vs. Owen Sound	2	2	0	0
December Record	5	3	0	1	vs. Peterborough	1	0	0	1
January Record	5	5	3	0	vs. Plymouth	4	2	0	0
February Record	3	8	0	1	vs. Saginaw	4	2	2	0
March Record	3	5	0	0	vs. Sault Ste. Marie	1	5	0	0
					vs. Sudbury	2	0	0	0
Playoff Record:	1	4			vs. Windsor	5	0	1	0

SOO GREYHOUNDS

269 Queen Street East, Sault Ste. Marie, Ontario P6A 1Y9
 Phone: (705) 253-5976 • Fax: (705) 945-9458
 email: info@soogreyhounds.com • www.soogreyhounds.com



TEAM DIRECTORY

President
 Governor
 General Manager
 Head Coach
 Associate Coach
 Assistant Coach
 Goaltending Consultant
 Athletic Therapist
 Equipment Manager
 Dressing Room Attendants
 Assistant Athletic Therapist
 Director of Player Development
 Director of Player Personnel
 Scouts


Director of P.R. and Hockey Admin.
 Manager of Corporate Partnerships
 Dir. of Game Day Ops & Merchandise
 Director of Finance & Administration
 Manager of Ticket Sales
 Academic Advisor
 Club Physicians

Club Dentist

TEAM INFORMATION

Home Arena	Essar Centre	Capacity	4,928
Dimensions of Rink	200' x 85'	GM	Robert Santa Maria
Box Office Phone	(705) 759-5251	Press Box	Suite Level (West Side)
Press Box Phone	(705) 253-5976 x 245	Training Camp	Essar Centre
Team Colours	Red & White	Manager	Jamie Henderson (705) 256-3606
Affiliated Team	Soo Thunderbirds		

Dr. Lou Lukenda
 Dr. George Shunock
 Kyle Raftis
 Drew Bannister
 Joe Cirella
 Donald MacLean
 Jon Elkin
 Aaron Madgett
 Michael Boyes
 Michael Avati, Steve Avati
 Colton King
 Patrick Sweeney
 Victor Carneiro
 John McGarr, Nick Della Penta,
 Chris Roque, David Burstyn,
 Bill Warren, Kyle Barber,
 Dennis Houlahan
 Gerry Liscumb Jr.
 Tyson Enfield
 Megan Dubas
 Tracey Herriman
 Matt Rodell
 Jerry Bumbacco
 Dr. Phil Catania, Dr. Chris Bruni,
 Dr. David Beck, Dr. Charlotte Kobelka,
 Dr. Wendy Wallace, Dr. Michael Keating,
 Dr. Damian Micomonaco
 Dr. Richard Silvano



Dr. George Shunock



Kyle Raftis



Drew Bannister



Liam Hawel

SOO GREYHOUNDS

FRANCHISE RECORD

SEASON	NAME	GP	W	L	T	OL/SL	PTS	GF	GA	FINISH
2014-15	S.S. Marie Greyhounds	68	50	14	2	110	331	212	212	1st (Midwest)
2013-14	S.S. Marie Greyhounds	68	44	17	7	95	267	198	198	1st (West)
2012-13	S.S. Marie Greyhounds	68	36	26	6	78	262	257	257	2nd (West)
2011-12	S.S. Marie Greyhounds	68	29	33	6	64	227	272	272	5th (West)
2010-11	S.S. Marie Greyhounds	68	24	36	8	56	238	277	277	5th (West)
2009-10	S.S. Marie Greyhounds	68	36	27	5	77	237	213	3rd (West)	
2008-09	S.S. Marie Greyhounds	68	19	45	4	42	172	290	5th (West)	
2007-08	S.S. Marie Greyhounds	68	44	18	6	94	247	173	1st (West)	
2006-07	S.S. Marie Greyhounds	68	37	23	8	82	227	219	3rd (West)	
2005-06	S.S. Marie Greyhounds	68	29	31	8	66	201	213	4th (West)	
2004-05	S.S. Marie Greyhounds	68	33	25	9	1	76	210	188	1st (West)
2003-04	S.S. Marie Greyhounds	68	30	34	3	1	64	196	223	4th (West)
2002-03	S.S. Marie Greyhounds	68	26	33	6	3	61	232	284	4th (West)
2001-02	S.S. Marie Greyhounds	68	38	20	10	86	237	200	2nd (West)	
2000-01	S.S. Marie Greyhounds	68	23	38	4	3	53	188	256	5th (West)
1999-00	S.S. Marie Greyhounds	68	37	25	6	5	85	270	217	2nd (West)
1998-99	S.S. Marie Greyhounds	68	31	29	8	70	244	242	4th (West)	
1997-98	S.S. Marie Greyhounds	66	20	39	7	47	232	296	5th (West)	
1996-97	S.S. Marie Greyhounds	66	39	17	10	88	309	220	1st (West)	
1995-96	S.S. Marie Greyhounds	66	38	23	5	81	312	254	3rd (West)	
1994-95	S.S. Marie Greyhounds	66	17	45	4	38	228	346	5th (West)	
1993-94	S.S. Marie Greyhounds	66	35	24	7	77	319	268	2nd (Emms)	
1992-93	S.S. Marie Greyhounds	66	38	23	5	81	334	260	1st (Emms)	
1991-92	S.S. Marie Greyhounds	66	41	19	6	88	335	229	1st (Emms)	
1990-91	S.S. Marie Greyhounds	66	42	21	3	87	303	217	1st (Emms)	
1989-90	S.S. Marie Greyhounds	66	18	42	6	42	229	289	7th (Emms)	
1988-89	S.S. Marie Greyhounds	66	21	43	2	44	227	304	8th (Emms)	
1987-88	S.S. Marie Greyhounds	66	32	33	1	65	272	294	5th (Emms)	
1986-87	S.S. Marie Greyhounds	66	31	31	4	66	301	299	5th (Emms)	
1985-86	S.S. Marie Greyhounds	66	15	48	3	33	263	387	8th (Emms)	
1984-85	S.S. Marie Greyhounds	66	54	11	1	109	381	215	1st (Emms)	
1983-84	S.S. Marie Greyhounds	70	38	28	4	80	373	321	3rd (Emms)	
1982-83	S.S. Marie Greyhounds	70	48	21	1	97	363	270	1st (Emms)	
1981-82	S.S. Marie Greyhounds	68	40	25	3	83	274	243	2nd (Emms)	
1980-81	S.S. Marie Greyhounds	68	47	19	2	96	412	290	1st (Leyden)	
1979-80	S.S. Marie Greyhounds	68	22	45	1	45	281	379	6th (Leyden)	
1978-79	S.S. Marie Greyhounds	68	26	42	0	52	317	415	6th (Leyden)	
1977-78	S.S. Marie Greyhounds	68	26	32	10	62	330	346	5th (Leyden)	
1976-77	S.S. Marie Greyhounds	66	20	41	5	45	261	375	5th (Leyden)	
1975-76	S.S. Marie Greyhounds	66	27	26	13	67	341	319	5th (Leyden)	
1974-75	S.S. Marie Greyhounds	70	25	36	9	59	312	367	9th	
Totals (since 1974)		2,762	1,326	1,208	158	73	2,783	11,295	11,137	Pct. .503

TEAM RECORDS

SEASON

Team		
Most Points	(2014-15)	110
Most Goals	(1980-81)	414
Most Goals Against	(1978-79)	415
Fewest Goals Against	(2007-08)	173
Individual		
Most Goals	Steve Gatzos (1980-81)	78
Most Assists	Mike Kaszycki (1975-76)	119
Most Points	Wayne Gretzky (1977-78)	182
Best GAA	Kyle Gajewski (2004-05)	2.55

GAME

Most Goals	6
Paul Mancini (March 10, 1978 vs. Windsor)	
Most Assists	9
Mike Kaszycki (March 11, 1976 vs. Kitchener)	
Most Points	11
Mike Kaszycki (March 11, 1976 vs. Kitchener)	
Most Powerplay Goals	3
13 times	
Most Shorthanded Goals	2
10 times	
Fastest Opening Goal	0:08
Mike Kaszycki (Oct. 4, 1975 at Peterborough)	
Fastest Period Goal	0:06
John Goodwin (Dec. 18, 1980 vs Oshawa - 2nd period)	
Fastest Two Goals by One Player	0:06
John Goodwin (Jan. 19, 1981 vs. Sudbury - 1st period)	
Fastest Three Goals by One Player	2:31
Rick Tocchet (Mar. 2, 1984 vs. Windsor - 1st period)	

INDIVIDUAL GAME RECORDS – 2014-15

Most Goals	4
Nick Ritchie (Jan. 14 vs Saginaw)	
Most Assists	4
Jared McCann (Dec. 30 vs Saginaw), Sergey Tolchinsky (Feb. 21 vs Kitchener)	
Most Points	5
Anthony DeAngelo (Mar. 1 vs London)	
Jared McCann (Dec. 30 vs Saginaw)	
Nick Ritchie (Mar. 21 vs Windsor)	
Most Power-Play Goals	2
Michael Bunting (Jan. 25 at Guelph)	
Most Shorthanded Goals	1
10 times	
Fastest Opening Goal	0:16
Sergey Tolchinsky (Nov. 8 vs Barrie)	
Fastest Period Goal	0:13
Jean Dupuy (Jan. 7 at Sudbury)	
Fastest Two Goals by One Player	2:07
Nick Ritchie (Mar. 21 vs Windsor)	
Fastest Three Goals by One Player	10:54
Nick Ritchie (Jan. 14 vs Saginaw)	
Longest Point Scoring Streak (Games)	25
Anthony DeAngelo (Jan. 10 to Mar. 22, 2015, 15G, 15A)	
Longest Goal Scoring Streak (Games)	5
Zachary Senyshyn (Feb. 20 to Mar. 5, 2015, 6G, 6A)	
Gabe Guertler (Oct. 12 to Oct. 22, 2014, 5G, 5A)	

2015 OHL PRIORITY SELECTIONS

RD	NO	NAME	2014-15 CLUB	POS	HT	WT	BIRTHDATE
1	22	Liam Hawel	Ottawa Valley Titans	C	6.02	152	1999-04-18
3	61	Anthony Demeo	New Jersey Rockets	LD	5.12	188	1999-06-16
4	81	Morgan Frost	Barrie Jr. Colts	C	5.10	147	1999-05-14
5	101	Corson Green	CIH Academy	LD	6.01	208	1999-03-04
6	121	Calvin Martin	Peterborough Petes	C	5.10	165	1999-09-16
7	141	Taylor Carlson	Ottawa Valley Titans	LD	5.10	186	1999-08-06
8	161	Ryan Horvath	Ottawa Valley Titans	C	5.08	150	1999-07-24
10	201	Lucas Thorne	Southern Tier Admirals	C	5.10	159	1999-03-05
11	221	Isaiah Payne	London Knights	LD	6.01	149	1999-01-28
12	241	Dougie Newhouse	Thunder Bay Kings	G	6.00	165	1999-04-24
13	261	Randy Hernandez	Florida Alliance	F	5.09	148	1999-01-12
14	281	Theo Calvas	Detroit Little Caesars	LD	6.03	195	1998-08-06
15	289	Zach Taylor	Soo Greyhounds	RD	5.09	187	1999-10-15
15	292	Alex Daigle	Toronto Titans	C	5.11	166	1999-01-21
15	301	Perry Winfree	Carolina Jr. Hurricanes	D	6.01	175	1999-11-24

CHL Import Draft

1	58	Makar Tokarev	Magnitogorsk Stalnye Lisy	F			1998-01-02
---	----	---------------	---------------------------	---	--	--	------------

HEAD COACH

Drew Bannister

Born: Sept. 4, 1974 in Belleville, ON

Year	Club	GP	W	L	OTL	SO	PTS	Finish
	No OHL Coaching Record							

Coaching History

Abbie Carricato 1972-73 to 1973-74; Angelo Bumbacco 1974-75; Muzz MacPherson 1975-76 to 1976-77; Muzz MacPherson and Paul Theriault 1977-78; Paul Theriault 1978-79; Terry Crisp 1979-80 to 1984-85; Don MacAdam 1985-86; Don Boyd 1986-87 to 1987-88; Don Boyd and Ted Nolan 1988-89; Ted Nolan 1989-90 to 1993-94; Dan Flynn 1994-95; Joe Paterson 1995-96 to 1996-97; Dave Cameron 1997-98 to 1998-99; Paul Theriault 1999-00 to 2000-01; Craig Hartsburg 2001-02; John Vanbiesbrouck and Steve Harrison 2002-03; Marty Abrams 2003-04; Marty Abrams and Craig Hartsburg 2004-05; Craig Hartsburg 2005-06 to 2007-08; Denny Lambert 2008-09 to 2010-11; Mike Stapleton 2011-12; Mike Stapleton and Sheldon Keefe 2012-13; Sheldon Keefe 2013-14 to 2014-15; Drew Bannister 2015-16 to date.

2014-15 TEAM RECORD

	W	L	OTL	SL		W	L	OTL	SL
Overall Record:	54	12	0	2	vs. Barrie	2	0	0	0
Home Record:	31	2	0	1	vs. Belleville	1	1	0	0
Road Record:	23	10	0	1	vs. Erie	1	1	0	0
Overtime Record:	2	1	0		vs. Guelph	4	0	0	0
					vs. Kingston	2	0	0	0
vs. East Division Opponents	7	3	0	0	vs. Kitchener	2	2	0	0
vs. Central Division Opponents	13	3	0	0	vs. London	3	1	0	0
vs. West Division Opponents	22	2	0	2	vs. Mississauga	2	0	0	0
vs. Midwest Division Opponents	12	4	0	0	vs. Niagara	1	1	0	0
					vs. North Bay	3	1	0	0
September Record	2	0	0	0	vs. Oshawa	0	2	0	0
October Record	8	4	0	0	vs. Ottawa	2	0	0	0
November Record	9	2	0	1	vs. Owen Sound	2	0	0	0
December Record	7	2	0	1	vs. Peterborough	2	0	0	0
January Record	11	1	0	0	vs. Plymouth	6	0	0	0
February Record	9	2	0	0	vs. Saginaw	5	2	0	1
March Record	8	1	0	0	vs. Sarnia	5	0	0	1
					vs. Sudbury	5	1	0	0
Playoff Record:	10	4			vs. Windsor	6	0	0	0

SUDBURY WOLVES

240 Elgin Street, Sudbury, Ontario P3E 3N6
 Phone: (705) 675-3941 • Fax: (705) 675-3944
 email: info@sudburywolves.com • www.sudburywolves.com



TEAM DIRECTORY

CEO & Governor

Mark Burgess

President

Blaine Smith

General Manager

Barclay Branch

Head Coach

David Matsos

Assistant General Manager

Ken MacKenzie

Associate Coach

Drake Berehowsky

Assistant Coach

Bryan Verreault

Goaltending Coach

Miguel Beaudry

Strength & Conditioning Coach

Troy Beauregard

Athletic Trainer

Dan Buckland

Assistant Trainer

Brandon Grace, Shawn Charron,

Aaron Couture

Scouts

Wade Branch, Kyle Branch,

Sean Howard, Mike Taylor,

Terry Chitaroni, Rick Wolfe,

George Bessett, Dan Cuomo

Curtis Hall

Marketing Director

Miranda Swain

Administration

Gord Ewin

Academic Advisor

Dr. Jake Holub

Club Physicians

Dr. S. Tubin

Dr. C. Trebb

Club Dentist

Dr. Scott Keenan



Mark Burgess



Blaine Smith



David Matsos

TEAM INFORMATION

Home Arena	Sudbury Arena	Capacity	4,640
Dimensions	200' x 85'		
Box Office Phone	(705) 671-3000	Arena Manager	Jeff Pafford
Press Box Location	North side	Team Colours	Blue, White & Grey
Training Camp	Sudbury Arena		
Affiliated Team	Rayside Balfour Canadians		
GM	Keane Cronin		



David Levin

FRANCHISE RECORD

SEASON	NAME	GP	W	L	T	OL/SL	PTS	GF	GA	FINISH
2014-15	Sudbury Wolves	68	12	54		2	26	149	323	5th (Central)
2013-14	Sudbury Wolves	68	33	24	1	11	77	220	228	3rd (Central)
2012-13	Sudbury Wolves	68	29	27	12	7	70	214	234	3rd (Central)
2011-12	Sudbury Wolves	68	36	26	6	78	242	240	4th (Central)	
2010-11	Sudbury Wolves	68	29	35	4	62	235	276	4th (Central)	
2009-10	Sudbury Wolves	68	26	35	7	59	193	267	5th (Central)	
2008-09	Sudbury Wolves	68	26	35	7	59	227	282	5th (Central)	
2007-08	Sudbury Wolves	68	17	46	5	39	175	292	5th (Central)	
2006-07	Sudbury Wolves	68	29	30	6	9	67	225	3rd (Central)	
2005-06	Sudbury Wolves	68	34	28	6	74	227	222	3rd (Central)	
2004-05	Sudbury Wolves	68	32	23	6	77	201	185	4th (Central)	
2003-04	Sudbury Wolves	68	25	32	6	5	61	185	220	5th (Central)
2002-03	Sudbury Wolves	68	16	46	4	2	38	175	273	5th (Central)
2001-02	Sudbury Wolves	68	25	33	5	5	60	171	216	3rd (Central)
2000-01	Sudbury Wolves	68	35	22	8	3	81	237	196	1st (Central)
1999-00	Sudbury Wolves	68	38	25	5	1	84	262	221	2nd (Central)
1998-99	Sudbury Wolves	68	25	35	8	58	261	288	2nd (Central)	
1997-98	Sudbury Wolves	66	25	34	7	57	257	268	5th (Central)	
1996-97	Sudbury Wolves	66	21	37	8	50	251	302	6th (Central)	
1995-96	Sudbury Wolves	66	27	36	3	57	262	288	6th (Central)	
1994-95	Sudbury Wolves	66	43	17	6	92	314	208	2nd (Central)	
1993-94	Sudbury Wolves	66	34	26	6	74	299	275	3rd (Leyden)	
1992-93	Sudbury Wolves	66	31	30	5	67	291	300	4th (Leyden)	
1991-92	Sudbury Wolves	66	33	27	6	62	331	320	4th (Leyden)	
1990-91	Sudbury Wolves	66	33	28	5	71	288	265	6th (Leyden)	
1989-90	Sudbury Wolves	66	36	23	7	79	295	267	3rd (Emms)	
1988-89	Sudbury Wolves	66	23	36	7	53	262	334	7th (Emms)	
1987-88	Sudbury Wolves	66	17	48	1	35	208	339	8th (Emms)	
1986-87	Sudbury Wolves	66	20	44	2	285	42	285	377	8th (Emms)
1985-86	Sudbury Wolves	66	29	33	4	62	293	330	5th (Emms)	
1984-85	Sudbury Wolves	66	17	46	3	37	224	348	8th (Emms)	
1983-84	Sudbury Wolves	70	19	50	1	39	287	427	8th (Emms)	
1982-83	Sudbury Wolves	70	15	55	0	30	269	422	7th (Emms)	
1981-82	Sudbury Wolves	68	19	48	1	274	39	274	401	7th (Emms)
1980-81	Sudbury Wolves	68	20	45	3	43	284	380	6th (Leyden)	
1979-80	Sudbury Wolves	68	33	33	2	68	299	309	5th (Leyden)	
1978-79	Sudbury Wolves	68	40	27	1	81	397	361	2nd (Leyden)	
1977-78	Sudbury Wolves	68	16	42	10	42	255	377	6th (Leyden)	
1976-77	Sudbury Wolves	66	38	24	4	80	385	290	2nd (Leyden)	
1975-76	Sudbury Wolves	66	47	11	8	102	384	224	1st (Leyden)	
1974-75	Sudbury Wolves	70	31	29	10	72	324	289	5th	
Totals (since 1974)		2,762	1,134	1,385	152	91	2,488	10,494	11,901	Pct. .450

TEAM RECORDS

SEASON

Team		
Most Points	(1975-76)	102
Most Goals	(1978-79)	397
Most Goals Against	(1983-84)	427
Fewest Goals Against	(2004-05)	185

Individual

Most Goals	Rod Schutt (1975-76)	72
Most Assists	Ron Duguay (1975-76)	92
Most Points	Mike Foligno (1978-79)	150
Best GAA	Patrick Ehelechner (2004-05)	2.56

GAME

Most Goals	5
Rod Schutt (Feb. 29, 1976 vs. Sault Ste. Marie); Mike Foligno (Jan. 15, 1978 vs. Peterborough); Paul DiPietro (Oct. 3, 1989 vs. Sault Ste. Marie)	
Most Assists	7
Ron Duguay (Mar. 13, 1977 at Toronto); Hector Marini (Oct. 8, 1976 vs. Ottawa); Norm Milley (Dec 18, 1998 vs. Barrie)	
Most Points	7
Ron Duguay (Mar. 13/77 at Toronto); Hector Marini (Oct. 8/76 vs. Ottawa); Norm Milley (Dec 18/98 vs. Barrie); Mike Fisher (Dec 18/98 vs. Barrie)	
Most Powerplay Goals	4
Jamie Matthews (March 11, 1994 vs. Oshawa)	
Most Shorthanded Goals	2
5 times	
Fastest Opening Goal	0:05
Dave MacQueen (Oct. 20, 1978 vs. Peterborough)	
Fastest Period Goal	0:08
Dan McCarthy (Sept. 23, 1977 vs. Oshawa - 2nd period); Barrie Moore (Jan.10, 1992 vs. Detroit - 2nd period)	
Fastest Two Goals by One Player	0:04
Mike Foligno (Jan. 16, 1979 vs. Sault Ste. Marie - 3rd period)	

Fastest Three Goals by One Player 2:27
Norm Milley (Feb. 18, 2000 vs. Toronto)

INDIVIDUAL GAME RECORDS – 2014-15

Most Goals	3
Nathan Pancel (Nov. 1 at Niagara and Nov. 8 vs Belleville)	
Most Assists	3
Jeff Corbett (Oct. 24 vs Peterborough), Pavel Jenys (Oct. 24 vs Peterborough)	
Matt Schmalz (Jan. 9 vs Niagara), Jacob Harris (Nov. 8 vs Belleville)	
Most Points	4
Nathan Pancel (Nov. 1 at Niagara and Nov. 8 vs Belleville)	
Most Power-Play Goals	1
39 times	
Most Shorthanded Goals	1
Nathan Pancel (Oct. 8 at Sault Ste. Marie), Chad Hefferman (Dec. 12 vs Windsor), Danny Desrochers (Jan. 7 vs Sault Ste. Marie), Jeff Corbett (Feb. 15 at North Bay)	
Fastest Opening Goal	0:30
Charley Graaskamp (Feb. 18 at Sault Ste. Marie)	
Fastest Period Goal	0:30
Charley Graaskamp (Feb. 18 at Sault Ste. Marie)	
Fastest Two Goals by One Player	4:09
Nathan Pancel (Nov. 8 vs Belleville)	
Fastest Three Goals by One Player	8:01
Nathan Pancel (Nov. 8 vs Belleville)	
Longest Point Scoring Streak (Games)	7
Pavel Jenys (Oct. 17 to Nov. 1, 2014, 26, 2A)	
Longest Goal Scoring Streak (Games)	4
Nathan Pancel (Nov. 21 to Nov. 30, 2014, 5G, 5A)	

SUDBURY WOLVES

2015 OHL PRIORITY SELECTIONS

RD	NO	NAME	2014-15 CLUB	POS	HT	WT	BIRTHDATE
1	1	David Levin	Don Mills Flyers	RW	5.10	161	1999-09-16
2	28	Shane Bulitka	Elgin-Middlesex Chiefs	LW	5.11	168	1999-07-09
2	41	MacAuley Carson	Barrie Jr. Colts	LW	6.01	200	1999-03-12
3	42	Owen Lane	Kitchener Jr. Rangers	LW	5.08	180	1999-01-16
3	48	Conor Ali	Brampton '45s	LD	5.11	166	1999-09-03
5	85	Ben Garagan	North York Rangers	C	5.10	163	1999-01-06
6	105	Donovan Cowan	Elgin-Middlesex Chiefs	RD	6.01	186	1999-06-25
7	122	Adam Panacci	Don Mills Flyers	LW	5.10	153	1999-07-03
8	142	Jake McGrath	Toronto Marlboros	G	6.00	151	1999-01-07
8	154	Tyler Madden	Avon Old Farms	F	5.08	138	1999-11-09
9	162	Declan Hilton	Ottawa Jr. 67's	RW	5.11	178	1999-04-14
10	182	Kyle Kozielski	Niagara North Stars	RD	6.01	197	1999-03-20
11	202	Evan Fear	Chicago Mission	G	5.11	150	1999-07-05
13	242	Drake Lafontaine	Don Mills Flyers	RW	5.11	207	1999-07-27
14	262	Adrian Bilic	Toronto Jr. Canadiens	LD	5.12	159	1999-10-31
15	282	Kier Cumming	Chatham-Kent Cyclones	LW	5.11	154	1999-07-26

CHL Import Draft

1	3	Dmitry Sokolov	Omsk Yastreby	LW	5.12	191	1998-04-14
---	---	----------------	---------------	----	------	-----	------------

HEAD COACH

David Matsos

Born: November 12, 1973, Burlington, ON

Year	Club	GP	W	L	OTL	SL	PTS	Finish
	No OHL Coaching Record							

Coaching History

Barry MacKenzie, Larry Rubic and Trevor Boyce 1972-73; Mac MacLean 1973-74; Stu Duncan 1974-75; Jerry Toppazzini 1975-76 to 1976-77; Marcel Clements and Andy Laing 1977-78; Andy Laing 1978-79 to 1980-81; Joe Drago 1981-82; Ken Gratton, Marcel Clements and Bill Harris 1982-83; Bill Harris and Andy Spruce 1983-84; Andy Spruce 1984-85; Bob Strumm and Wayne Maxner 1985-86; Guy Blanchard 1986-87; John Wallin and Ken MacKenzie 1987-88; Ken MacKenzie 1988-89 to 1991-92; Glenn Merkosky 1992-93 to 1994-95; Glenn Merkosky and Todd Lalonde 1995-96; Todd Lalonde 1996-97; Todd Lalonde and Tom Watt 1997-98; Reg Higgs 1998-99; Bert Templeton 1999-00 to 2002-03; Mike Foligno 2003-04 2008-09; Bryan Verrault and Mike Foligno 2009-10, Trent Cull 2010-11 to 2012-13; Paul Fixter 2013-14 to 2014-15; David Matsos 2015-16 to date.

2014-15 TEAM RECORD

	W	L	OTL	SL		W	L	OTL	SL
Overall Record:	12	54	1	1	vs. Barrie	0	7	1	0
Home Record:	9	25	0	0	vs. Belleville	2	2	0	0
Road Record:	3	29	1	1	vs. Erie	0	2	0	0
Overtime Record:	1	2	0		vs. Guelph	1	1	0	0
					vs. Kingston	1	1	0	0
vs. East Division Opponents	4	12	0	0	vs. Kitchener	2	0	0	0
vs. Central Division Opponents	3	23	1	1	vs. London	0	2	0	0
vs. West Division Opponents	2	12	0	0	vs. Mississauga	0	5	0	1
vs. Midwest Division Opponents	3	7	0	0	vs. Niagara	2	4	0	0
					vs. North Bay	1	7	0	0
September Record	1	2	0	0	vs. Oshawa	0	4	0	0
October Record	0	11	0	0	vs. Ottawa	0	2	0	0
November Record	4	7	1	0	vs. Owen Sound	0	2	0	0
December Record	2	4	0	1	vs. Peterborough	1	3	0	0
January Record	0	14	0	0	vs. Plymouth	0	2	0	0
February Record	3	9	0	0	vs. Saginaw	0	2	0	0
March Record	2	7	0	0	vs. Sarnia	0	2	0	0
					vs. Sault Ste. Marie	1	5	0	0
Playoff Record:	0	0			vs. Windsor	1	1	0	0

WINDSOR SPITFIRES

Windsor Family Credit Union Centre, 8787 McHugh St., Windsor, Ontario N8S 0A1
 Phone: (519) 254-9256 • Fax: (519) 254-9257
 email: frontoffice@windsorspitfires.com • www.windsorspitfires.com



TEAM DIRECTORY

President
 General Manager
 Vice-President
 Vice-President of Hockey Operations
 Head Coach
 Associate Coach
 Assistant Coach
 Goaltending Coach
 Video Coach
 Athletic Therapist
 Equipment Manager
 Assistant Equipment Manager
 Head Scout
 Scouts

Bob Boughner
 Warren Rychel
 John Savage
 Bill Bowler
 Rocky Thompson
 Trevor Letowski
 Jerrod Smith
 Paul Billing
 Sean Demuynck
 Joey Garland
 JR Grant
 Kameron Bagley
 Brian Teakle
 Larry Gertsakis, Mike Glover,
 Mike Kesler, Matt Moran,
 Don Dickson, Dan Currie,
 Mike McFarlane, Chris Henry
 Michael Kokavec
 Steve Horne
 Andrea Eidukas-Mooney
 Felicia Krautner
 Dave Ducharme
 Danielle Chevalier
 John Laporte
 Dr. Roy Diklich, Dr. Bob McKay
 Dr. Roger Shaban

European Consultant
 Director of Business Development
 Administrator
 Community & Game Operations
 Media & Public Relations
 Academic Advisors

Club Physician
 Club Dentist

TEAM INFORMATION

Home Arena	WFCU Centre	Capacity	6,450
Dimensions of Rink	200' x 85'	Box Office:	(519) 254-5000
Arena Phone:	(519) 974-7979	Arena Manager	Ray Mensour
Press Box	3rd level, East end of arena		
Team Colours	Blue, red & white		
Affiliated Team	LaSalle Jr. B		




Bob Boughner



Warren Rychel



Rocky Thompson



Gabe Vilardi

WINDSOR SPITFIRES

FRANCHISE RECORD

SEASON	NAME	GP	W	L	OTL	SL	PTS	GF	GA	FINISH
2014-15	Windsor Spitfires	68	24	40	2	2	52	223	305	5th (West)
2013-14	Windsor Spitfires	68	37	28	3	0	77	249	235	2nd (West)
2012-13	Windsor Spitfires	68	26	33		9	61	212	278	5th (West)
2011-12	Windsor Spitfires	68	29	32		7	65	213	258	4th (West)
2010-11	Windsor Spitfires	68	39	23		6	84	280	247	2nd (West)
2009-10	Windsor Spitfires	68	50	12		6	106	331	203	1st (West)
2008-09	Windsor Spitfires	68	57	10		1	115	311	171	1st (West)
2007-08	Windsor Spitfires	68	41	15		12	94	279	205	2nd (West)
2006-07	Windsor Spitfires	68	18	43		7	43	209	311	5th (West)
2005-06	Windsor Spitfires	68	32	29		7	71	247	252	3rd (West)
2004-05	Windsor Spitfires	68	26	29	6	7	65	223	253	3rd (West)
2003-04	Windsor Spitfires	68	27	30	3	8	65	201	219	3rd (West)
2002-03	Windsor Spitfires	68	37	25	5	1	80	259	221	3rd (West)
2001-02	Windsor Spitfires	68	33	24	6	5	77	253	229	3rd (West)
2000-01	Windsor Spitfires	68	34	22	8	4	80	257	221	2nd (West)
1999-00	Windsor Spitfires	68	35	31	2	1	73	213	231	4th (West)
1998-99	Windsor Spitfires	68	23	39	6	5	52	203	294	5th (West)
1997-98	Windsor Spitfires	66	19	42	5	4	43	261	340	6th (West)
1996-97	Windsor Spitfires	66	29	29	8		66	303	285	3rd (West)
1995-96	Windsor Spitfires	66	21	41	4		46	256	312	4th (West)
1994-95	Windsor Spitfires	66	41	22	3		85	303	232	2nd (West)
1993-94	Windsor Spitfires	66	25	36	5		55	253	298	7th (Emms)
1992-93	Windsor Spitfires	66	19	42	5		43	240	343	8th (Emms)
1991-92	Windsor Spitfires	66	25	33	8		58	272	316	5th (Emms)
1990-91	Windsor Spitfires	66	33	29	4		70	307	279	4th (Emms)
1989-90	Windsor Spitfires	66	17	41	8		42	233	341	8th (Emms)
1988-89	Windsor Spitfires	66	25	37	4		54	272	321	5th (Emms)
1987-88	Windsor Spitfires	66	50	14	2		102	396	215	1st (Emms)
1986-87	Windsor Spitfires	66	36	25	5		77	287	249	3rd (Emms)
1985-86	Windsor Spitfires	66	34	26	6		74	280	259	3rd (Emms)
1984-85	Windsor Spitfires	66	28	35	3		59	267	301	5th (Emms)
1983-84	Windsor Spitfires	70	22	46	2		46	280	379	6th (Emms)
1982-83	Windsor Spitfires	70	19	50	1		39	289	394	6th (Emms)
1981-82	Windsor Spitfires	68	22	42	4		48	269	343	6th (Emms)
1980-81	Windsor Spitfires	68	33	33	2		68	322	337	2nd (Emms)
1979-80	Windsor Spitfires	68	36	31	1		73	323	344	1st (Emms)
1978-79	Windsor Spitfires	68	32	35	1		65	323	322	3rd (Emms)
1977-78	Windsor Spitfires	68	36	24	8		80	338	289	2nd (Emms)
1976-77	Windsor Spitfires	66	21	37	8		48	294	386	5th (Emms)
1975-76	Windsor Spitfires	66	12	50	4		28	251	470	6th (Emms)
	Totals	2,692	1,203	1,265	142	83	2,631	10,792	11,488	Pct. .488

TEAM RECORDS

SEASON

Team

Most Points	(2008-09)	115
Most Goals	(1987-88)	396
Most Goals Against	(1975-76)	470
Fewest Goals Against	(2008-09)	171

Individual

Most Goals	Ernie Godden (1980-81)	87
Most Assists	Bill Bowler (1994-95)	102
Most Points	Ernie Godden (1980-81)	153
Best GAA	Andrew Engelage (2008-09)	2.35

GAME

Most Goals	5
Gerry Leroux (Oct. 27, 1977 vs. Niagara Falls); Paul Gagne (Oct. 11, 1979 vs. Niagara Falls)	
Most Assists	6
Greg Gravel (Oct. 28, 1982 vs. Sudbury)	
Most Points	9
Greg Gravel (Oct. 28, 1982 vs. Sudbury)	
Most Powerplay Goals	3
Ernie Godden (Mar. 21/81 vs. London); Greg Gravel (Oct. 28/82 vs. Sudbury); Bill Bowler (Jan. 23/93 at Peterborough); Craig Lutes (Mar. 17/93 at Detroit)	
Most Shorthanded Goals	2
Claude Loiselle (Mar. 8/83 vs. Guelph); Kelly Cain (Dec. 11/87 at Hamilton); Glenn Crawford (Sept. 29/95 at Sarnia); Shawn Mather (Sep. 28/00 vs. S.S. Marie); Eric Locke (Dec. 11/10 at Sarnia)	
Fastest Opening Goal	0:09
Kevin White (Oct. 4, 1990 vs. Kitchener)	
Fastest Period Goal	0:05
Jason Spezza (Nov. 18, 2001 at Toronto - 3rd period)	
Fastest Two Goals by One Player	0:07
Blair Barnes (Nov. 9, 1979 at London - 2nd period)	

Fastest Three Goals by One Player
Bill Bowler (Mar. 5, 1994 at Owen Sound - 2nd period) 2:56

INDIVIDUAL GAME RECORDS – 2014-15

Most Goals	3
Aaron Luchuk (Dec. 6 vs North Bay)	
Most Assists	4
Josh Ho-Sang (Oct. 30 vs Kingston) Trevor Murphy (Jan. 7 at Belleville)	
Most Points	5
Slater Doggett (Feb. 1 vs Belleville)	
Most Power-Play Goals	2
Slater Doggett (Feb. 1 vs Belleville and Dec. 11 at North Bay), Sam Povorozniouk (Oct. 24 at Guelph)	
Most Shorthanded Goals	1
Aaron Luchuk (Nov. 6 vs Owen Sound), Jamie Lewis (Dec. 6 vs North Bay and Mar. 19 vs Erie), Slater Doggett (Dec. 14 at Sault Ste. Marie and Mar. 14 at Erie), Markus Soberg (Jan. 7 at Belleville)	
Fastest Opening Goal	0:37
Chris Marchese (Oct. 16 vs Saginaw)	
Fastest Period Goal	0:10
Anthony Stefano (Feb. 16 at Guelph)	
Fastest Two Goals by One Player	0:21
Chris Marchese (Nov. 1 vs London)	
Fastest Three Goals by One Player	41:04
Aaron Luchuk (Dec. 6 vs North Bay)	
Longest Point Scoring Streak (Games)	12
Trevor Murphy (Dec. 30, 2014 to Jan. 25, 2015. 6G, 6A)	
Longest Goal Scoring Streak (Games)	4
Trevor Murphy (Dec. 30, 2014 to Jan. 4, 2015. 4G, 4A) Lucas Venuto (Jan. 7 to Jan. 15, 2015. 5G, 5A)	

2015 OHL PRIORITY SELECTIONS

RD	NO	NAME	2014-15 CLUB	POS	HT	WT	BIRTHDATE
1	2	Gabe Vilardi	CIH Academy	C	6.02	185	1999-08-16
2	23	Michael DiPietro	Sun County Panthers	G	5.11	204	1999-06-09
2	39	Kyle Auger	Thunder Bay Kings	RD	5.09	159	1999-01-02
4	72	Cole Carter	Stittsville Rams	RW	5.10	150	1998-07-06
5	95	Luke Boka	Detroit Victory Honda	RW	5.10	186	1999-06-12
8	157	Declan Graham	Toronto Marlboros	RD	6.02	165	1999-03-23
9	163	Cole Purboo	Mississauga Rebels	C	6.02	205	1999-06-18
10	183	Thomas Stevenson	Ottawa Jr. 67's	RD	6.01	168	1999-10-14
11	203	Fletcher Fineman	North Broward	RD	6.01	180	1999-02-17
12	223	Velan Nandhakumaran	Toronto Nationals	LD	5.08	151	1999-03-30
13	243	Devlin Shanahan	Mississauga Reps	LW	5.12	169	1999-02-10
14	263	William Sirman	York-Simcoe Express	LW	5.10	170	1999-11-03
15	283	Ruslan Geidarov	Mississauga Senators	RD	6.01	207	1998-04-01

CHL Import Draft

1	6	Mikhail Sergachev	Kazan Irbis	LD	6.03	198	1998-06-25
2	66	Kristof Krump	Troja-Ljungby	C	5.12	187	1997-08-14

HEAD COACH

Rocky Thompson

Born: August 8, 1977, Calgary, Alberta

Coaching Record

Year	Club	GP	W	L	T	OTL	PTS	Finish
No OHL Coaching Record								

Coaching History

Doug Johnston and Wayne Maxner 1975-76; Wayne Maxner 1976-77 to 1979-80; Ron Harris and Ron Carroll 1980-81; Marcel Pronovost 1981-82; Marcel Pronovost, Doug Imrie and John Becanic 1982-83; Bob Boucher, Terry McDonnell and Wayne Maxner 1983-84; Mark Craig 1984-85; Tom Webster 1985-86; Tom Webster, Jim Rutherford and Tony MacDonald 1986-87; Tom Webster 1987-88 to 1988-89; Brad Smith 1989-90 to 1990-91; Brad Smith, Wayne Maxner and Dave Prpich 1991-92; Wayne Maxner and Kevin McIntosh 1992-93; Shane Parker 1993-94; Mike Kelly 1994-95; Mike Kelly and Paul Gillis 1995-96; Paul Gillis 1996-97; Vern Stenlund, Dave Prpich and Tony Curtale 1997-98; Tony Curtale and Dave Prpich 1998-99; Tom Webster 1999-00 to 2001-02; Tom Webster and Mike Kelly 2002-03; Steve Smith and Mike Kelly 2003-04; Mike Kelly and Dave Prpich 2004-05; Moe Mantha, Bill Bowler and D.J. Smith 2005-06; Bob Boughner 2006-07 to 2009-10; Bob Jones 2010-11; Bob Boughner 2011-12 to 2014-15; Rocky Thompson 2015-16 to date

2014-15 TEAM RECORD

	W	L	OTL	SL		W	L	OTL	SL
Overall Record:	24	40	2	2	vs. Barrie	1	1	0	0
Home Record:	12	21	0	1	vs. Belleville	2	0	0	0
Road Record:	12	19	2	1	vs. Erie	1	3	0	0
Overtime Record:	8	3	0		vs. Guelph	0	3	1	0
					vs. Kingston	2	0	0	0
vs. East Division Opponents	6	4	0	0	vs. Kitchener	1	1	0	2
vs. Central Division Opponents	6	4	0	0	vs. London	1	5	0	0
vs. West Division Opponents	8	18	0	0	vs. Mississauga	2	0	0	0
vs. Midwest Division Opponents	4	14	2	2	vs. Niagara	0	2	0	0
					vs. North Bay	2	0	0	0
September Record	0	2	0	0	vs. Oshawa	0	2	0	0
October Record	5	5	1	0	vs. Ottawa	1	1	0	0
November Record	4	8	0	0	vs. Owen Sound	1	2	1	0
December Record	4	6	0	0	vs. Peterborough	1	1	0	0
January Record	7	4	0	1	vs. Plymouth	4	4	0	0
February Record	4	6	1	0	vs. Saginaw	3	3	0	0
March Record	0	9	0	1	vs. Sarnia	1	5	0	0
					vs. Sault Ste. Marie	0	6	0	0
Playoff Record:	0	0			vs. Sudbury	1	1	0	0

OHL OFFICIATING TEAM

Director of OFFICIATING

Conrad Haché

Director of Administration

Herb Morell

OFFICIATING MANAGERS

Brad Beer

Ken Cox

Ken Miller

Mark Pare

Matt Parlette

Bill Prisniak

Leon Stickle

#	Referee	Seasons	(as referee)	#	Referee	Seasons	(as referee)
2	Len Wood	1	1	24	Steven Picco	5	5
3	Sean Pindar	9	4	25	Joe Monette	9	6
4	Joe Celestin	19	8	26	Sean Reid	17	13
5	Jason Faist	10	8	27	Joe Park	20	15
6	Darryl Wolfe	11	3	28	Shawn Hamelin	7	3
7	Quincy Evans	1	1	29	T.J. Foster	8	6
8	Michael Hamilton	5	1	30	Matthew Traub	11	3
9	Ryan Carroll	16	16	31	Mike Marley	9	9
10	Ryan Park	8	4	32	Ben Wilson	8	6
11	Brett Montsion	2	2	33	Andy Howard	1	1
12	Tom Sweeney	10	7	34	Michael Cairns	7	7
13	Chris Thornton	8	3	35	Scott Ferguson	9	9
16	Jeff Campbell	4	4	36	Andrew Thompson	2	2
17	Jesse Wilmot	8	2	37	Ben Moser	1	1
19	Jason Goldenberg	10	7	38	Darcy Burchell	9	9
20	Ryan Hutchison	9	7	39	Seth Ferguson	7	7
21	Ryan Moniz	4	4	40	Patrick Myers	5	5
22	Brent Coulombe	3	3	44	Chris Carnegie	10	6
23	Scott Oakman	17	17				

#	Linesmen	Seasons	#	Linesmen	Seasons
41	Mark McLean	1	72	Mike Daltrey	1
42	Brandon Yuck	3	73	Max Kallio	3
45	David Cianfrini	1	74	Troy Miller	12
46	Mathieu Demers	3	76	Nick Bet	1
47	Kevin McArthur	1	77	Chad Petrie	2
48	Dave Borden	3	78	Daniel Sepe	4
49	Adam Harris	6	79	Andrew Buck	1
50	Jake Marassut	3	80	Mike Zujko	5
52	Jean-Francois Menard	5	81	Aaron Neely	2
53	David Jaskula	1	83	Ryan Card	4
54	Marcus Policicchio	3	84	Steve Carlyon	31
57	Drew Jackson	9	85	Steve Dix	2
58	Justin Herrington	3	87	Cory Piche	4
59	Stacy Jackson	4	88	Joshua Houslander	2
60	Jared Hoffmeyer	13	89	Alex Ross	1
61	Kevin Hastings	17	90	Mike Harrington	7
62	Geoff Rutherford	15	91	Ryan Holmstead	5
63	John Fischer	9	92	Justin Knaggs	5
64	Pat Smith	5	93	Jordan Browne	9
65	Scott Wilson	6	94	Tyler Callander	7
66	Kyle Flood	2	95	Ray King	11
67	Kyle Lekun	1	96	Dave Pfohl	13
68	Dustin McCrank	8	97	James Warmington	1
70	Evan McCrory	2	98	Scott Lawson	3
71	Fraser Williams	3			

(No. of seasons include 2015-16 season)

2014-15 REGULAR SEASON STANDINGS

EASTERN CONFERENCE

EAST DIVISION

	GP	W	L	OTL	SL	PTS	PCT	GF	GA
Oshawa Generals	68	51	11	2	4	108	.794	292	157
Ottawa 67's	68	38	25	4	1	81	.596	239	220
Kingston Frontenacs	68	32	28	5	3	72	.529	196	197
Belleville Bulls	68	27	33	3	5	62	.456	203	246
Peterborough Petes	68	26	36	1	5	58	.426	203	268

CENTRAL DIVISION

Barrie Colts	68	41	24	1	2	85	.625	278	227
North Bay Battalion	68	37	20	6	5	85	.625	237	195
Niagara IceDogs	68	37	27	2	2	78	.574	274	237
Mississauga Steelheads	68	25	40	2	1	53	.390	178	265
Sudbury Wolves	68	12	54	1	1	26	.191	149	323

WESTERN CONFERENCE

MIDWEST DIVISION

	GP	W	L	OTL	SL	PTS	PCT	GF	GA
Erie Otters	68	50	14	2	2	104	.765	331	212
London Knights	68	40	24	1	3	84	.618	289	260
Guelph Storm	68	38	26	2	2	80	.588	237	237
Owen Sound Attack	68	35	24	2	7	79	.581	240	211
Kitchener Rangers	68	32	26	3	7	74	.544	216	221

WEST DIVISION

Sault Ste. Marie Greyhounds	68	54	12	0	2	110	.809	342	196
Sarnia Sting	68	29	32	4	3	65	.478	232	263
Saginaw Spirit	68	29	36	2	1	61	.449	212	271
Plymouth Whalers	68	23	38	5	2	53	.390	195	255
Windsor Spitfires	68	24	40	2	2	52	.382	223	305

LEADING SCORERS

PLAYER, CLUB	GP	G	A	PTS	PIM
Dylan Strome, Erie	68	45	84	129	32
Mitchell Marner, London	63	44	82	126	53
Connor McDavid, Erie	47	44	76	120	48
Joseph Blandisi, Barrie	68	52	60	112	126
Christian Dvorak, London	66	41	68	109	24
Kevin Labanc, Barrie	68	31	76	107	55
Alex DeBrincat, Erie	68	51	53	104	73
Andrew Mangiapane, Barrie	68	43	61	104	54
Max Domi, London	57	32	70	102	66
Tyler Bertuzzi, Guelph	68	43	55	98	91
Sergey Tolchinsky, Sault Ste. Marie	61	30	65	95	10
Michael Dal Colle, Oshawa	56	42	51	93	18
Anthony DeAngelo, Sault Ste. Marie	55	25	64	89	115
Carter Verhaeghe, Niagara	68	33	49	82	38
Jared McCann, Sault Ste. Marie	56	34	47	81	27
Kyle Platzer, Owen Sound	68	34	47	81	46
Cole Cassels, Oshawa	54	30	51	81	100
Josh Ho-Sang, Niagara	60	17	64	81	46
Dante Salituro, Ottawa	68	37	41	78	38
Tobias Lindberg, Oshawa	67	32	46	78	14

DEPARTMENTAL LEADERS

GOALS

NO.	PLAYER, TEAM	GP	G
1	Joseph Blandisi, Barrie	68	52
2	* Alex DeBrincat, Erie	68	51
3	Dylan Strome, Erie	68	45
4	Connor McDavid, Erie	47	44
5	Mitchell Marner, London	63	44
6	Pius Suter, Guelph	61	43
7	Tyler Bertuzzi, Guelph	68	43
8	Andrew Mangiapane, Barrie	68	43
9	Michael Dal Colle, Oshawa	56	42
10	Dylan Sadowy, Saginaw	65	42

ASSISTS

NO.	PLAYER, TEAM	GP	A
1	Dylan Strome, Erie	68	84
2	Mitchell Marner,	63	82
3	Connor McDavid, Erie	47	76
4	Kevin Labanc, Barrie	68	76
5	Max Domi, London	57	70
6	Christian Dvorak, London	66	68
7	Sergey Tolchinsky, Sault Ste. Marie	61	65
8	Anthony DeAngelo, Sault Ste. Marie	55	64
9	Josh Ho-Sang, Niagara	60	64
10	Andrew Mangiapane, Barrie	68	61

POWERPLAY GOALS

NO.	PLAYER, TEAM	GP	PP
1	Brendan Lemieux, Barrie	57	25
2	* Alex DeBrincat, Erie	68	21
3	Zach Nastasiuk, Owen Sound	64	17
4	Nicholas Baptiste, Erie	53	16
5	Michael Dal Colle, Oshawa	56	16
6	Kevin Labanc, Barrie	68	16
7	Andrew Mangiapane, Barrie	68	16
8	Mitchell Marner, London	63	15

* denotes rookie

SHORT-HANDED GOALS

NO.	PLAYER, TEAM	GP	SH
1	Joseph Blandisi, Barrie	68	10
2	Dylan Sadowy, Saginaw	65	7
3	Jason Dickinson, Guelph	56	6
4	Bradley Latour, Oshawa	68	4
5	Kyle Platzer, Owen Sound	68	4

GAME WINNING GOALS

NO.	PLAYER, TEAM	GP	GW
1	Michael Dal Colle, Oshawa	56	12
2	Connor McDavid, Erie	47	8
3	Brendan Lemieux, Barrie	57	8
4	Dylan Strome, Erie	68	8
5	Kevin Labanc, Barrie	68	7
6	Max Domi, London	57	6
7	Nick Paul, North Bay	58	6
8	Travis Konecny, Ottawa	60	6
9	Pius Suter, Guelph	61	6
10	Sergey Tolchinsky, Sault Ste. Marie	61	6
11	Chris Bigras, Owen Sound	62	6
12	Nick Moutrey, North Bay	62	6
13	Mitchell Marner, London	63	6
14	Dylan Sadowy, Saginaw	65	6

PLUS-MINUS

NO.	PLAYER, TEAM	GP	+/-
1	Connor McDavid, Erie	47	+60
2	* Alex DeBrincat, Erie	68	+59
3	Josh Brown, Oshawa	60	+49
4	Tyler Hore, Sault Ste. Marie	55	+48
5	Dakota Mermis, Oshawa	66	+48
6	Dylan Strome, Erie	68	+47
7	Michael Bunting, Sault Ste. Marie	57	+44
8	Sergey Tolchinsky, Sault Ste. Marie	61	+41
9	Jean Dupuy, Sault Ste. Marie	54	+40
10	Chris Carlisle, Oshawa	68	+40
11	Bradley Latour, Oshawa	68	+40

ROOKIE LEADERS

PLAYER, CLUB	GP	G	A	PTS	PIM
Alex DeBrincat, Erie	68	51	53	104	73
Zachary Senyshyn, Sault Ste. Marie	66	26	19	45	17
Juho Lammikko, Kingston	64	18	26	44	36
Gustav Bouramman, Sault Ste. Marie	67	5	39	44	14
Logan Brown, Windsor	56	17	26	43	20
Petrus Palmu, Owen Sound	62	22	20	42	20
Tye Felhaber, Saginaw	63	20	17	37	19
Jordan Kyrou, Sarnia	63	13	23	36	12
Anthony Cirelli, Oshawa	68	13	23	36	22
Pavel Zacha, Sarnia	37	16	18	34	56

LEADING DEFENCEMEN

PLAYER, CLUB	GP	G	A	PTS	PIM
Anthony DeAngelo, Sault Ste. Marie	55	25	64	89	115
Chris Bigras, Owen Sound	62	20	51	71	52
Rasmus Andersson, Barrie	67	12	52	64	88
Trevor Murphy, Windsor	59	24	39	63	104
Mitchell Vande Sompel, Oshawa	58	12	51	63	38
Vince Dunn, Niagara	68	18	38	56	59
Brenden Miller, North Bay	65	19	36	55	91
Jordan Subban, Belleville	63	25	27	52	62
Thomas Schemitsch, Owen Sound	68	14	35	49	36
Darren Raddysh, Erie	60	14	34	48	38
Zac Leslie, Guelph	57	11	37	48	57

GOALTENDING LEADERS

GOALTENDER, CLUB	GP	MINS	SHOTS	SAVES	GA	SO	AVG.	%	W	L	OTL	SL
Ken Appleby, Oshawa	50	2935	1339	1237	102	6	2.08	.924	38	7	0	4
Lucas Peressini, Kingston	59	3413	1696	1564	132	5	2.32	.922	30	20	3	3
Brandon Halverson, Sault Ste. Marie	50	2784	1398	1276	122	6	2.63	.913	40	5	0	2
Liam Herbst, Ottawa	39	2170	1012	912	100	3	2.76	.901	24	8	3	1
Jake Smith, North Bay	56	3305	1470	1317	153	4	2.78	.896	28	18	5	5
Brandon Hope, Niagara	38	2100	1095	995	100	1	2.86	.909	21	7	2	3
Jake Paterson, Kitchener	50	2956	1722	1579	143	3	2.90	.917	26	21	1	2
Devin Williams, Erie	47	2628	1191	1061	130	1	2.97	.891	32	11	1	1
Spencer Martin, Mississauga	31	1713	1075	990	85	1	2.98	.921	15	13	1	0
Jack Flinn, Owen Sound	43	2488	1355	1231	124	1	2.99	.908	18	16	1	6
Mackenzie Blackwood, Barrie	51	2953	1612	1460	152	2	3.09	.906	33	14	1	1

SAVE PERCENTAGE

NO.	PLAYER, TEAM	GP	SV%
1	Ken Appleby, Oshawa	50	.924
2	Lucas Peressini, Kingston	59	.922
3	Spencer Martin, Mississauga	31	.921
4	Jake Paterson, Kitchener	50	.917
5	Alex Nedeljkovic, Plymouth	55	.916
6	Charlie Graham, Belleville	51	.914
7	Brandon Halverson, Sault Ste. Marie	50	.913
8	Brandon Hope, Niagara	38	.909
9	Jack Flinn, Owen Sound	43	.908
10	Justin Nichols, Guelph	59	.907

SHUTOUTS

NO.	PLAYER, TEAM	GP	SO
1	Brandon Halverson, Sault Ste. Marie	50	6
2	Ken Appleby, Oshawa	50	6
3	Alex Nedeljkovic, Plymouth	55	5
4	Lucas Peressini, Kingston	59	5
5	Jake Smith, North Bay	56	4
6	Jeremy Brodeur, Oshawa	19	3
7	* Evan Cormier, Saginaw	30	3
8	* Leo Lazarev, Ottawa	34	3
9	Liam Herbst, Ottawa	39	3
10	Jake Paterson, Kitchener	50	3
11	Charlie Graham, Belleville	51	3

WINS

NO.	PLAYER, TEAM	GP	W
1	Brandon Halverson, Sault Ste. Marie	50	40
2	Ken Appleby, Oshawa	50	38
3	Justin Nichols, Guelph	59	34
4	Mackenzie Blackwood, Barrie	51	33
5	Devin Williams, Erie	47	32
6	Lucas Peressini, Kingston	59	30
7	Jake Smith, North Bay	56	28
8	Jake Paterson, Kitchener	50	26
9	Michael Giugovaz, London	47	25
10	Liam Herbst, Ottawa	39	24

SHOOTOUT WINS

NO.	PLAYER, TEAM	SO	SOW
1	Lucas Peressini, Kingston	8	5
2	Charlie Graham, Belleville	9	5
3	Jake Paterson, Kitchener	6	4
4	Justin Nichols, Guelph	5	4
5	Spencer Martin, Mississauga	3	3
6	Daniel Dekoning, Erie	4	3
7	Michael Giugovaz, London	4	3
8	Brandon Hope, Niagara	6	3

* denotes rookie

OHL COACHES POLL

CATEGORY

Most Underrated Player
 Most Improved Player
 Smartest Player
 Hardest Worker
 Best Playmaker
 Most Dangerous in the Goal Area
 Best Skater
 Best Shot
 Hardest Shot
 Best Stickhandler
 Best on Face-Offs
 Best Body Checker
 Best Shot Blocker
 Best Defensive Forward
 Best Penalty Killer
 Best Offensive Defenceman
 Best Defensive Defenceman
 Best Puck Handling Goalie
 Best Shootout Shooter
 Best Shootout Goalie

EASTERN CONFERENCE

Marcus McIvor, North Bay
 Kevin Labanc, Barrie
 Sam Bennett, Kingston
 Lawson Crouse, Kingston
 Joseph Blandisi, Barrie
 Michael Dal Colle, Oshawa
 Travis Konecny, Ottawa
 Michael Dal Colle, Oshawa
 Brandon Devlin, Mississauga
 Josh Ho-Sang, Niagara
 Nick Paul, North Bay
 Hunter Smith, Oshawa
 Josh Brown, Oshawa
 Nick Paul, North Bay
 Marcus McIvor, North Bay
 Jordan Subban, Belleville
 Marcus McIvor, North Bay
 Spencer Martin, Mississauga
 Jordan Subban, Belleville
 Lucas Peressini, Kingston

WESTERN CONFERENCE

Pius Suter, Guelph
 Pius Suter, Guelph
 Mitchell Marner, London
 Remi Elie, Erie
 Connor McDavid, Erie
 Alex DeBrincat, Erie
 Connor McDavid, Erie
 Max Domi, London
 Max Iafrate, Kitchener
 Connor McDavid, Erie
 Kyle Pettit, Erie
 Kurtis MacDermid, Erie
 Zach Nastasiuk, Owen Sound
 Jason Dickinson, Guelph
 Jean Dupuy, Sault Ste. Marie
 Anthony DeAngelo, Sault Ste. Marie
 Darnell Nurse, Sault Ste. Marie
 Brandon Halverson, Sault Ste. Marie
 Max Domi, London
 Jake Paterson, Kitchener

PLAYERS OF THE WEEK

Pioneer Energy OHL Playoff Player of the Week:

May 11 — May 17: Cole Cassels (Oshawa Generals)
 May 4 — May 10: Ken Appleby (Oshawa Generals)
 Apr. 27 — May 3: Connor McDavid (Erie Otters)
 Apr. 20 — Apr. 26: Connor McDavid (Erie Otters)
 Apr. 13 — Apr. 19: Michael Dal Colle (Oshawa Generals)
 Apr. 6 — Apr. 12: Connor McDavid (Erie Otters)
 Mar. 30 — Apr. 5: Mitchell Marner (London Knights)
 Mar. 23 — Mar. 29: Dante Salituro (Ottawa 67's)

Pioneer Energy OHL Players of the Week:

Mar. 16 — Mar. 22: Dylan Strome (Erie Otters)
 Mar. 9 — Mar. 15: Sam Bennett (Kingston Frontenacs)
 Mar. 2 — Mar. 8: Alex DeBrincat (Erie Otters)
 Feb. 23 — Mar. 1: Anthony DeAngelo (Sault Ste. Marie)
 Feb. 16 — Feb. 22: Mitchell Marner (London Knights)
 Feb. 9 — Feb. 15: Sergey Tolchinsky (Sault Ste. Marie)
 Feb. 2 — Feb. 8: Sam Babintsev (Mississauga Steelheads)

Jan. 26 — Feb. 1: Kevin Labanc (Barrie Colts)
 Jan. 19 — Jan. 25: Anthony DeAngelo (Sault Ste. Marie)
 Jan. 12 — Jan. 18: Remi Elie (Erie Otters)
 Jan. 5 — Jan. 11: Trevor Murphy (Windsor Spitfires)
 Dec. 28 — Jan. 4: Mackenzie Blackwood (Barrie Colts)
 Dec. 15 — Dec. 21: Chris Bigras (Owen Sound Attack)
 Dec. 8 — Dec. 14: Christian Dvorak (London Knights)
 Dec. 1 — Dec. 7: Max Domi (London Knights)
 Nov. 24 — Nov. 30: Taylor Dupuis (Sarnia Sting)
 Nov. 17 — Nov. 23: Mitchell Marner (London Knights)
 Nov. 10 — Nov. 16: Justin Bailey (Kitchener Rangers)
 Nov. 3 — Nov. 9: Tyler Bertuzzi (Guelph Storm)
 Oct. 27 — Nov. 2: Mitchell Marner (London Knights)
 Oct. 20 — Oct. 26: Connor McDavid (Erie Otters)
 Oct. 13 — Oct. 19: Cole Cassels (Oshawa Generals)
 Oct. 6 — Oct. 12: Nikita Korostelev (Sarnia Sting)
 Sept. 29 — Oct. 5: Joseph Blandisi (Barrie Colts)
 Sept. 22 — Sept. 28: Dylan Strome (Erie Otters)

PERFORMERS OF THE MONTH

Player of the Month:

Mar - Sam Bennett (Kingston)
 Feb - Connor McDavid (Erie)
 Jan - Christian Dvorak (London)
 Dec - Christian Dvorak (London)
 Nov - Mitch Marner (London)
 Oct - Connor McDavid (Erie)

Defenceman of the Month:

Mar - Anthony DeAngelo (SSM)
 Feb - Anthony DeAngelo (SSM)
 Jan - Trevor Murphy (Windsor)
 Dec - Chris Bigras (Owen Sound)
 Nov - Darren Raddysh (Erie)
 Oct - Mitchell Vande Sompel (Osh)

Rookie of the Month:

Mar - Alex DeBrincat (Erie)
 Feb - Logan Brown (Windsor)
 Jan - Jakob Chychrun (Sarnia)
 Dec - Zachary Senyshyn (SSM)
 Nov - Alex DeBrincat (Erie)
 Oct - Alex DeBrincat (Erie)

Vaughn Goaltender of the Month:

Mar - Lucas Peressini (Kingston)
 Feb - Brandon Halverson (SSM)
 Jan - Jake Paterson (Kitchener)
 Dec - Mackenzie Blackwood (Barrie)
 Nov - Brandon Hope (Niagara)
 Oct - Ken Appleby (Oshawa)

GOALTENDING STATISTICS BY TEAM

	GPI	MINS	GA	EN	SO	GAA	W	LOTL	SL	SVS	SV%	SHT	SHOOTOUTS				SO%	
													GW	L	G	OP		
BARRIE COLTS																		
Daniel Gibl	16	798	36	0	1	2.71	7	6	0	0	366	.910	402	0	0	0	0	.000
Mackenzie Blackwood	51	2953	152	7	2	3.09	33	14	1	1	1460	.906	1612	3	2	1	3	.833
Ruan Badenhorst	4	209	14	1	0	4.02	1	2	0	1	112	.889	126	1	0	1	1	.500
Jordan DeKort (total)	4	141	15	0	0	6.40	0	2	0	0	64	.810	79	0	0	0	0	.000
Totals	68	4101	225	8	3	3.29	41	24	1	2	2002	.899	2227	4	2	2	4	.800
BELLEVILLE BULLS																		
Charlie Graham	51	2818	149	4	3	3.17	23	20	1	4	1588	.914	1737	9	5	4	12	.692
Connor Hicks	28	1306	85	3	0	3.91	4	13	2	1	719	.894	804	1	0	1	1	.500
Totals	68	4124	241	7	3	3.50	27	33	3	5	2307	.905	2548	10	5	5	13	.683
ERIE OTTERS																		
Jake Lawr	1	30	1	0	0	1.99	0	0	1	0	6	.857	7	0	0	0	0	.000
Devin Williams	47	2628	130	3	1	2.97	32	11	1	1	1061	.891	1191	2	1	1	3	.571
Daniel Dekoning	29	1454	74	2	2	3.05	18	3	0	1	644	.897	718	4	3	1	4	.714
Totals	68	4112	210	5	3	3.06	50	14	2	2	1711	.891	1921	6	4	2	7	.667
GUELPH STORM																		
Justin Nichols	59	3295	179	3	2	3.26	34	20	2	1	1756	.907	1935	5	4	1	4	.765
Bradley Van Schubert	16	689	43	0	0	3.75	3	5	0	1	359	.893	402	1	0	1	2	.333
Matthew Mancina	3	138	10	0	0	4.35	1	1	0	0	57	.851	67	0	0	0	0	.000
Totals	68	4122	235	3	2	3.42	38	26	2	2	2172	.902	2407	6	4	2	6	.700
KINGSTON FRONTENACS																		
Lucas Peressini	59	3413	132	7	5	2.32	30	20	3	3	1564	.922	1696	8	5	3	6	.800
Jeremy Helvig	14	699	53	2	0	4.55	2	8	2	0	330	.862	383	0	0	0	0	.000
Totals	68	4112	194	9	5	2.81	32	28	5	3	1894	.907	2088	8	5	3	6	.800
KITCHENER RANGERS																		
Jake Paterson (total)	50	2956	143	8	3	2.90	26	21	1	2	1579	.917	1722	6	4	2	4	.818
SAG	24	1413	82	3	1	3.48	12	11	0	1	784	.905	866	3	2	1	2	.857
KIT	26	1543	61	5	2	2.37	14	10	1	1	795	.929	856	3	2	1	2	.750
Dawson Carty	28	1565	82	4	0	3.14	10	9	1	3	706	.896	788	4	1	3	6	.700
Matthew Greenfield	20	1029	61	1	0	3.56	8	7	1	3	419	.873	480	4	1	3	6	.500
Totals	68	4137	214	10	2	3.10	32	26	3	7	1920	.900	2134	11	4	7	14	.650
LONDON KNIGHTS																		
Tyler Parsons	33	1647	97	1	0	3.53	15	10	0	2	920	.905	1017	3	1	2	6	.500
Michael Giugovaz	47	2404	144	5	0	3.59	25	12	1	1	1264	.898	1408	4	3	1	4	.692
Emanuel Vella	2	58	9	1	0	9.28	0	2	0	0	31	.775	40	0	0	0	0	.000
Totals	68	4109	257	7	0	3.74	40	24	1	3	2215	.896	2472	7	4	3	10	.600
MISSISSAUGA STEELHEADS																		
Spencer Martin	31	1713	85	2	1	2.98	15	13	1	0	990	.921	1075	3	3	0	1	.889
Jacob Brennan	23	1209	83	5	0	4.12	6	15	0	0	765	.902	848	0	0	0	0	.000
Cameron Zanussi	23	1107	78	2	0	4.23	4	11	1	1	565	.879	643	2	1	1	2	.667
Leif Hertz	2	70	9	0	0	7.71	0	1	0	0	42	.824	51	0	0	0	0	.000
Totals	68	4099	264	9	1	3.85	25	40	2	1	2362	.899	2626	5	4	1	3	.800
NIAGARA ICEDOGS																		
Brandon Hope (total)	38	2100	100	2	1	2.86	21	7	2	3	995	.909	1095	6	3	3	7	.759
OS	6	299	12	1	0	2.41	2	0	1	1	153	.927	165	1	0	1	1	.667
NIAG	32	1801	88	1	1	2.93	19	7	1	2	842	.905	930	5	3	2	6	.769
Brent Moran	38	2148	124	4	1	3.46	18	18	1	0	1016	.891	1140	1	1	0	0	1.000
Stephen Dhillon	4	151	14	0	0	5.58	0	2	0	0	64	.821	78	0	0	0	0	.000
MacKenzie Savard	1	8	4	0	0	31.93	0	0	0	0	5	.556	9	0	0	0	0	.000
Totals	68	4108	235	5	2	3.42	37	27	2	2	1927	.891	2162	6	4	2	6	.793
NORTH BAY BATTALION																		
Jake Kment	8	421	15	0	1	2.14	6	0	0	0	152	.910	167	2	2	0	1	.857
Evan Cormier	8	408	17	1	2	2.50	3	2	1	0	127	.882	144	0	0	0	0	.000
Jake Smith	56	3305	153	4	4	2.78	28	18	5	5	1317	.896	1470	6	1	5	10	.667
Totals	68	4134	190	5	7	2.75	37	20	6	5	1596	.894	1786	8	3	5	11	.703

	GPI	MINS	GA	EN	SO	GAA	W	L	OTL	SL	SVS	SV%	SHT	SHOOTOUTS				SO%	
														GW	L	G	OP		
OSHAWA GENERALS																			
Ken Appleby	50	2935	102	4	6	2.08	38	7	0	4	1237	.924	1339	6	2	4	7	26	.731
Jeremy Brodeur	19	1118	46	1	3	2.47	13	4	2	0	412	.900	458	0	0	0	0	0	.000
Totals	68	4053	153	5	9	2.26	51	11	2	4	1649	.915	1802	6	2	4	7	26	.731
OTTAWA 67'S																			
Liam Herbst	39	2170	100	3	3	2.76	24	8	3	1	912	.901	1012	3	2	1	1	10	.900
Leo Lazarev	34	1832	102	5	3	3.34	14	16	1	0	910	.899	1012	1	1	0	0	5	1.000
Marcus Semiao	2	96	9	0	0	5.62	0	1	0	0	45	.833	54	0	0	0	0	0	.000
Totals	68	4098	219	8	6	3.19	38	25	4	1	1867	.895	2086	4	3	1	1	15	.933
OWEN SOUND ATTACK																			
Brandon Hope	6	299	12	1	0	2.41	2	0	1	1	153	.927	165	1	0	1	1	3	.667
Michael McNiven	24	1334	62	4	2	2.79	15	8	0	0	661	.914	723	2	2	0	2	5	.600
Jack Flinn	43	2488	124	1	1	2.99	18	16	1	6	1231	.908	1355	7	1	6	10	26	.615
Totals	68	4121	204	6	3	2.95	35	24	2	7	2045	.909	2249	10	3	7	13	34	.618
PETERBOROUGH PETES																			
Matthew Mancina (total)	41	2330	135	3	2	3.48	19	17	0	1	1212	.900	1347	1	0	1	1	5	.800
GUE	3	138	10	0	0	4.35	1	1	0	0	57	.851	67	0	0	0	0	0	.000
PBO	38	2192	125	3	2	3.42	18	16	0	1	1155	.902	1280	1	0	1	1	5	.800
Dylan Wells	27	1471	97	2	0	3.96	7	15	1	3	811	.893	908	5	2	3	9	18	.500
Scott Smith	7	390	28	3	0	4.31	1	4	0	1	240	.896	268	1	0	1	2	3	.333
Jason Da Silva	1	60	5	0	0	5.00	0	1	0	0	27	.844	32	0	0	0	0	0	.000
Totals	68	4113	263	8	2	3.83	26	36	1	5	2233	.895	2496	7	2	5	12	26	.538
PLYMOUTH WHALERS																			
Alex Nedeljkovic	55	3206	167	13	5	3.13	20	28	5	2	1827	.916	1994	3	1	2	2	7	.714
Zack Bowman	18	885	70	0	0	4.74	3	10	0	0	468	.870	538	1	1	0	1	3	.667
Tyler Johnson	1	10	3	0	0	17.25	0	0	0	0	8	.727	11	0	0	0	0	0	.000
Totals	68	4101	253	13	5	3.68	23	38	5	2	2303	.901	2556	4	2	2	3	10	.700
SAGINAW SPIRIT																			
Evan Cormier (total)	30	1632	88	3	3	3.24	12	12	1	0	718	.891	806	0	0	0	0	0	.000
NB	8	408	17	1	2	2.50	3	2	1	0	127	.882	144	0	0	0	0	0	.000
SAG	22	1224	71	2	1	3.48	9	10	0	0	591	.893	662	0	0	0	0	0	.000
Jake Paterson	24	1413	82	3	1	3.48	12	11	0	1	784	.905	866	3	2	1	2	14	.857
Nikita Serebryakov	9	439	32	0	0	4.37	4	4	0	0	229	.877	261	0	0	0	0	0	.000
David Ovsjannikov	22	1022	77	3	0	4.52	4	11	2	0	495	.865	572	0	0	0	0	0	.000
Totals	68	4098	270	8	2	3.94	29	36	2	1	2099	.886	2369	3	2	1	2	14	.857
SARNIA STING																			
Taylor Dupuis	44	2447	138	7	1	3.38	21	16	3	2	1169	.894	1307	3	1	2	5	11	.545
Justin Fazio	29	1661	114	1	0	4.12	8	16	1	1	751	.868	865	1	0	1	2	3	.333
Totals	68	4108	260	8	1	3.79	29	32	4	3	1920	.881	2180	4	1	3	7	14	.500
SAULT STE. MARIE GREYHOUNDS																			
Brandon Halverson	50	2784	122	2	6	2.63	40	5	0	2	1276	.913	1398	4	2	2	4	19	.789
Joseph Raaymakers	25	1316	67	3	2	3.05	14	7	0	0	589	.898	656	0	0	0	0	0	.000
Totals	68	4100	194	5	8	2.84	54	12	0	2	1865	.906	2059	4	2	2	4	19	.789
SUBBURY WOLVES																			
Troy Timpano	46	2558	192	8	2	4.50	9	36	1	0	1468	.884	1660	0	0	0	0	0	.000
Samuel Tanguay	29	1515	121	1	0	4.79	3	18	0	1	823	.872	944	2	1	1	4	10	.600
Totals	68	4073	322	9	2	4.72	12	54	1	1	2291	.877	2613	2	1	1	4	10	.600
WINDSOR SPITFIRES																			
Alex Fotinos	48	2354	151	10	0	3.85	12	24	0	0	1201	.888	1352	1	1	0	1	3	.667
Brendan Johnston	37	1746	137	5	0	4.71	12	16	2	2	921	.871	1058	4	2	2	7	15	.533
Totals	68	4100	303	15	0	4.40	24	40	2	2	2122	.875	2425	5	3	2	8	18	.556

2013-14 REGULAR SEASON STANDINGS

EASTERN CONFERENCE

EAST DIVISION	GP	W	L	OTL	SL	PTS	PCT	GF	GA
Oshawa Generals	68	42	20	0	6	90	.662	232	187
Kingston Frontenacs	68	39	23	3	3	84	.618	301	255
Peterborough Petes	68	32	30	0	6	70	.515	233	269
Belleville Bulls	68	23	38	4	3	53	.390	206	285
Ottawa 67's	68	23	39	3	3	52	.382	222	308

CENTRAL DIVISION

North Bay Battalion	68	38	24	4	2	82	.603	220	189
Barrie Colts	68	37	28	1	2	77	.566	266	218
Sudbury Wolves	68	33	24	3	8	77	.566	220	228
Niagara IceDogs	68	24	35	3	6	57	.419	223	284
Mississauga Steelheads	68	24	38	1	5	54	.397	167	267

WESTERN CONFERENCE

MIDWEST DIVISION

Guelph Storm	68	52	12	2	2	108	.794	340	191
Erie Otters	68	52	14	2	0	106	.779	312	170
London Knights	68	49	14	1	4	103	.757	316	203
Owen Sound Attack	68	31	29	3	5	70	.515	205	237
Kitchener Rangers	68	22	41	2	3	49	.360	200	280

WEST DIVISION

GP	W	L	OTL	SL	PTS	PCT	GF	GA	
Sault Ste. Marie Greyhounds	68	44	17	2	5	95	.699	267	198
Windsor Spitfires	68	37	28	3	0	77	.566	249	235
Saginaw Spirit	68	33	30	4	1	71	.522	254	248
Plymouth Whalers	68	28	33	0	7	63	.463	187	238
Sarnia Sting	68	17	44	2	5	41	.301	211	341

PLAYER, CLUB

GP	G	A	PTS	PIM	
Connor Brown, Erie	68	45	83	128	22
Dane Fox, Erie	67	64	43	107	122
Scott Kosmachuk, Guelph	68	49	52	101	83
Connor McDavid, Erie	56	28	71	99	20
Andreas Athanasiou, Barrie	66	49	46	95	52
Michael Dal Colle, Oshawa	67	39	56	95	34
Nikolay Goldobin, Sarnia	67	38	56	94	21
Max Domi, London	61	34	59	93	90
Sam Bennett, Kingston	57	36	55	91	118
Sergey Tolchinsky, Sault Ste. Marie	66	31	60	91	22

PLAYOFF RESULTS

CONFERENCE QUARTER-FINALS

EASTERN CONFERENCE

Oshawa defeated Mississauga 4 - 0
 North Bay defeated Niagara 4 - 3
 Peterborough defeated Kingston 4 - 3
 Barrie defeated Sudbury 4 - 1

WESTERN CONFERENCE

Guelph defeated Plymouth 4 - 1
 Sault Ste. Marie defeated Owen Sound 4 - 1
 Erie defeated Saginaw 4 - 1
 London defeated Windsor 4 - 0

CONFERENCE SEMI-FINALS

EASTERN CONFERENCE

Oshawa defeated Peterborough 4 - 0
 North Bay defeated Barrie 4 - 2

WESTERN CONFERENCE

Guelph defeated London 4 - 1
 Erie defeated Sault Ste. Marie 4 - 0

CONFERENCE FINALS

North Bay defeated Oshawa 4 - 0
 Guelph defeated Erie 4 - 1

OHL CHAMPIONSHIP SERIES

Guelph defeated North Bay 4 - 1

2012-13 REGULAR SEASON STANDINGS

EASTERN CONFERENCE

EAST DIVISION	GP	W	L	OTL	SL	PTS	PCT	GF	GA
Belleville Bulls	68	44	16	5	3	96	.706	228	167
Oshawa Generals	68	42	22	1	3	88	.647	235	192
Kingston Frontenacs	68	27	35	3	3	60	.441	217	273
Peterborough Petes	68	26	35	3	4	59	.434	202	254
Ottawa 67's	68	16	46	0	6	38	.279	208	323

CENTRAL DIVISION

Barrie Colts	68	44	20	2	2	92	.676	245	185
Brampton Battalion	68	34	25	3	6	77	.566	193	190
Sudbury Wolves	68	29	27	5	7	70	.515	214	234
Niagara IceDogs	68	30	34	2	2	64	.471	227	250
Mississauga Steelheads	68	26	34	0	8	60	.441	179	221

WESTERN CONFERENCE

MIDWEST DIVISION

London Knights	68	50	13	2	3	105	.772	279	180
Owen Sound Attack	68	44	18	1	5	94	.691	231	165
Kitchener Rangers	68	39	20	1	8	87	.640	216	185
Guelph Storm	68	39	23	2	4	84	.618	253	210
Erie Otters	68	19	40	4	5	47	.346	206	312

WEST DIVISION

WEST DIVISION	GP	W	L	OTL	SL	PTS	PCT	GF	GA
Plymouth Whalers	68	42	17	5	4	93	.684	292	202
Sault Ste. Marie Greyhounds	68	36	26	3	3	78	.574	262	257
Sarnia Sting	68	35	28	1	4	75	.551	247	254
Saginaw Spirit	68	32	29	4	3	71	.522	250	264
Windsor Spitfires	68	26	33	3	6	61	.449	212	278

LEADING SCORERS

	GP	G	A	PTS	PIM
Vincent Trocheck, Plymouth	63	50	59	109	58
Charles Sarault, Sarnia	68	22	86	108	28
Nick Cousins, S.S. Marie	64	27	76	103	83
Eric Locke, Saginaw	68	44	53	97	84
Reid Boucher, Sarnia	68	62	33	95	53
Ryan Strome, Niagara	53	34	60	94	59
Garret Ross, Saginaw	61	44	46	90	114
Kerby Rychel, Windsor	68	40	47	87	94
Max Domi, London	64	39	48	87	71
Boone Jenner, Oshawa	56	45	37	82	58

PLAYOFF RESULTS

CONFERENCE QUARTER-FINALS

EASTERN CONFERENCE

Belleville defeated Mississauga 4 - 2
 Barrie defeated Kingston 4 - 0
 Oshawa defeated Niagara 4 - 1
 Sudbury defeated Brampton 4 - 1

WESTERN CONFERENCE

London defeated Saginaw 4 - 0
 Plymouth defeated Sarnia 4 - 0
 Owen Sound defeated Sault Ste. Marie 4 - 2
 Kitchener defeated Guelph 4 - 1

CONFERENCE SEMI-FINALS

EASTERN CONFERENCE

Belleville defeated Sudbury 4 - 0
 Barrie defeated Oshawa 4 - 0
 London defeated Kitchener 4 - 1
 Plymouth defeated Owen Sound 4 - 2

CONFERENCE FINALS

Barrie defeated Belleville 4 - 3
 London defeated Plymouth 4 - 1

OHL CHAMPIONSHIP SERIES

London defeated Barrie 4-3

2011-12 REGULAR SEASON STANDINGS

EASTERN CONFERENCE

EAST DIVISION	GP	W	L	OTL	SL	PTS	PCT	GF	GA
Ottawa 67's	68	40	20	5	3	88	.647	268	216
Bellefille Bulls	68	35	32	1	0	71	.522	200	221
Oshawa Generals	68	31	30	4	3	69	.507	242	241
Peterborough Petes	68	27	34	3	4	61	.449	219	281
Kingston Frontenacs	68	19	41	3	5	46	.338	188	290

CENTRAL DIVISION

Niagara IceDogs	68	47	18	0	3	97	.713	291	169
Barrie Colts	68	40	23	3	2	85	.625	248	210
Brampton Battalion	68	36	22	3	7	82	.603	202	188
Sudbury Wolves	68	36	26	4	2	78	.574	242	240
Mississauga St. Michael's Majors	68	33	28	1	6	73	.537	201	219

WESTERN CONFERENCE

MIDWEST DIVISION

London Knights	68	49	18	0	1	99	.728	277	178
Kitchener Rangers	68	42	24	1	1	86	.632	253	211
Owen Sound Attack	68	32	29	3	4	71	.522	234	220
Guelph Storm	68	31	31	2	4	68	.500	234	238
Erie Otters	68	10	52	3	3	26	.191	169	338

WEST DIVISION

WEST DIVISION	GP	W	L	OTL	SL	PTS	PCT	GF	GA
Plymouth Whalers	68	47	18	2	1	97	.713	279	205
Sarnia Sting	68	34	27	2	5	75	.551	243	235
Saginaw Spirit	68	33	27	1	7	74	.544	259	259
Windsor Spitfires	68	29	32	5	2	65	.478	213	258
Sault Ste. Marie Greyhounds	68	29	33	2	4	64	.471	227	272

LEADING SCORERS

	GP	G	A	PTS	PIM
Michael Sgarbossa, Sudbury Wolves	66	47	55	102	68
Tyler Toffoli, Ottawa 67's	65	52	48	100	22
Tanner Pearson, Barrie Colts	60	37	54	91	37
Shane Prince, Ottawa 67's	57	43	47	90	12
Andrew Agozzino, Niagara IceDogs	67	40	48	88	67
Nick Cousins, Sault Ste. Marie Greyhounds	65	35	53	88	88
Charles Sarault, Sarnia Sting	68	20	67	87	32
Freddie Hamilton, Niagara IceDogs	61	35	51	86	31

PLAYOFF RESULTS

CONFERENCE QUARTER-FINALS

Niagara defeated Oshawa 4 - 2
 Ottawa defeated Belleville 4 - 2
 Barrie defeated Mississauga 4 - 2
 Brampton defeated Sudbury 4 - 0

London defeated Windsor 4 - 0
 Plymouth defeated Guelph 4 - 2
 Kitchener defeated Owen Sound 4 - 1
 Saginaw defeated Sarnia 4 - 2

CONFERENCE SEMI-FINALS

Niagara defeated Brampton 4 - 0
 Ottawa defeated Barrie 4 - 3
 London defeated Saginaw 4 - 2
 Kitchener defeated Plymouth 4 - 3

CONFERENCE FINALS

Niagara defeated Ottawa 4 - 1
 London defeated Kitchener 4 - 0

OHL CHAMPIONSHIP SERIES

London defeated Niagara 4 - 1

2010-11 REGULAR SEASON STANDINGS

EASTERN CONFERENCE

EAST DIVISION	GP	W	L	OTL	SL	PTS	PCT	GF	GA
Ottawa 67's	68	44	19	3	2	93	.684	278	199
Oshawa Generals	68	39	19	4	6	88	.647	273	240
Kingston Frontenacs	68	29	30	4	5	67	.493	245	279
Belleville Bulls	68	21	43	0	4	46	.338	175	272
Peterborough Petes	68	20	45	1	2	43	.316	195	298

CENTRAL DIVISION

Mississauga St. Michaels Majors	68	53	13	0	2	108	.794	287	170
Niagara IceDogs	68	45	17	2	4	96	.706	273	197
Brampton Battalion	68	29	32	1	6	65	.478	190	214
Sudbury Wolves	68	29	35	2	2	62	.456	235	276
Barrie Colts	68	15	49	2	2	34	.250	231	348

WESTERN CONFERENCE

MIDWEST DIVISION

Owen Sound Attack	68	46	17	1	4	97	.713	283	215
Kitchener Rangers	68	38	21	4	5	85	.625	256	217
Erie Otters	68	40	26	1	1	82	.603	281	227
Guelph Storm	68	34	27	4	3	75	.551	249	258
London Knights	68	34	29	4	1	73	.537	230	253

WEST DIVISION

	GP	W	L	OTL	SL	PTS	PCT	GF	GA
Saginaw Spirit	68	40	22	4	2	86	.632	243	207
Windsor Spitfires	68	39	23	3	3	84	.618	280	247
Plymouth Whalers	68	36	26	2	4	78	.574	249	219
Sarnia Sting	68	25	36	5	2	57	.419	243	321
Sault Ste. Marie Greyhounds	68	24	36	5	3	56	.412	238	277

LEADING SCORERS

	GP	G	A	PTS	PIM
Tyler Toffoli, Ottawa 67's	68	57	51	108	33
Jason Akeson, Kitchener Rangers	67	24	84	108	23
Ryan Strome, Niagara IceDogs	65	33	73	106	82
*Nail Yakupov, Sarnia Sting	65	49	52	101	71
Ryan Ellis, Windsor Spitfires	58	24	77	101	61
Christian Thomas, Oshawa Generals	66	54	45	99	38
Taylor Beck, Guelph Storm	62	42	53	95	60
Greg McKegg, Erie Otters	66	49	43	92	35
Michael Latta, Guelph Storm	68	34	55	89	158

PLAYOFF RESULTS

CONFERENCE QUARTER-FINALS

EASTERN CONFERENCE

Mississauga defeated Belleville 4 - 0
 Sudbury defeated Ottawa 4 - 0
 Niagara defeated Brampton 4 - 0
 Oshawa defeated Kingston 4 - 1

WESTERN CONFERENCE

Owen Sound defeated London 4 - 2
 Saginaw defeated Guelph 4 - 2
 Plymouth defeated Kitchener 4 - 3
 Windsor defeated Erie 4 - 3

CONFERENCE SEMI-FINALS

Mississauga defeated Sudbury 4 - 0
 Niagara defeated Oshawa 4 - 1
 Owen Sound defeated Plymouth 4 - 0
 Windsor defeated Saginaw 4 - 2

ROGERS OHL CONFERENCE CHAMPIONSHIPS

Mississauga defeated Niagara 4 - 1
 Owen Sound defeated Windsor 4 - 1

ROGERS OHL CHAMPIONSHIP SERIES

Owen Sound defeated Mississauga 4 - 3

2009-10 REGULAR SEASON STANDINGS

EASTERN CONFERENCE

EAST DIVISION

Ottawa 67's	68	37	23	5	3	82	.603	246	219
Kingston Frontenacs	68	33	30	2	3	71	.522	229	251
Peterborough Petes	68	29	35	1	3	62	.456	231	277
Oshawa Generals	68	24	39	3	2	53	.390	216	299
Bellefonte Bulls	68	20	40	2	6	48	.353	189	263

CENTRAL DIVISION

Barrie Colts	GP	W	L	OTL	SL	PTS	PCT	GF	GA
Mississauga St. Michael's Majors	68	57	9	0	2	116	.853	327	186
Brampton Battalion	68	42	20	4	2	90	.662	222	175
Niagara IceDogs	68	25	29	7	7	64	.471	167	181
Sudbury Wolves	68	26	34	2	6	60	.441	191	233
	68	26	35	4	3	59	.434	193	267

WESTERN CONFERENCE

MIDWEST DIVISION

London Knights	68	49	16	1	2	101	.743	273	208
Kitchener Rangers	68	42	19	4	3	91	.669	286	236
Guelph Storm	68	35	29	3	1	74	.544	242	255
Erie Otters	68	33	28	5	2	73	.537	257	259
Owen Sound Attack	68	27	33	4	4	62	.456	221	276

WEST DIVISION

Windsor Spitfires	68	50	12	1	5	106	.779	331	203
Plymouth Whalers	68	38	27	1	2	79	.581	245	201
Sault Ste. Marie Greyhounds	68	36	27	1	4	77	.566	237	213
Saginaw Spirit	68	34	27	4	3	75	.551	240	230
Sarnia Sting	68	17	46	3	2	39	.287	184	295

LEADING SCORERS

	GP	G	A	PTS	PIM
Tyler Seguin, Plymouth Whalers	63	48	58	106	54
Taylor Hall, Windsor Spitfires	57	40	66	106	56
Luke Pitner, Barrie Colts	67	36	58	94	44
Taylor Beck, Guelph Storm	61	39	54	93	54
Nazem Kadri, London Knights	56	35	58	93	105
Zack Torquato, Erie Otters	68	31	62	93	72
Jeff Skinner, Kitchener Rangers	64	50	40	90	72
Chris MacKinnon, Kitchener Rangers	64	29	61	90	78
Jordan Skellett, Saginaw Spirit	66	26	62	88	16
Mike Cazzola, Erie Otters	68	36	50	86	74

PLAYOFF RESULTS

CONFERENCE QUARTER-FINALS

Barrie defeated Sudbury 4-0
 Ottawa defeated Niagara 4-1
 Mississauga defeated Peterborough 4-0
 Brampton defeated Kingston 4-3

Windsor defeated Erie 4-0
 London defeated Guelph 4-1
 Kitchener defeated Saginaw 4-2
 Plymouth defeated S.S. Marie 4-1

CONFERENCE SEMI-FINALS

Barrie defeated Brampton 4-0
 Mississauga defeated Ottawa 4-3
 Windsor defeated Plymouth 4-0
 Kitchener defeated London 4-3

ROGERS OHL CONFERENCE CHAMPIONSHIPS

Barrie defeated Mississauga 4-1
 Windsor defeated Kitchener 4-3

ROGERS OHL CHAMPIONSHIP SERIES

Windsor defeated Barrie 4-0

2008-09 REGULAR SEASON STANDINGS

EASTERN CONFERENCE	GP	W	L	OTL	SL	PTS	GF	GA
EAST DIVISION								
Belleville Bulls	68	47	17	2	2	98	258	176
Ottawa 67's	68	40	21	5	2	87	272	231
Peterborough Petes	68	28	37	1	2	59	210	266
Oshawa Generals	68	25	35	2	6	58	213	283
Kingston Frontenacs	68	18	40	6	4	46	200	278

CENTRAL DIVISION								
Brampton Battalion	68	47	19	1	1	96	264	184
Mississauga St. Michael's Majors	68	39	26	1	2	81	229	208
Barrie Colts	68	30	33	3	2	65	214	207
Niagara IceDogs	68	26	31	5	6	63	213	264
Sudbury Wolves	68	26	35	3	4	59	227	282

WESTERN CONFERENCE	GP	W	L	OTL	SL	PTS	GF	GA
MIDWEST DIVISION								
London Knights	68	49	16	1	2	101	287	194
Guelph Storm	68	35	26	4	3	77	226	209
Erie Otters	68	34	29	3	2	73	233	239
Owen Sound Attack	68	26	27	7	8	67	226	258
Kitchener Rangers	68	26	37	3	2	57	208	254

WEST DIVISION								
Windsor Spitfires	68	57	10	0	1	115	311	171
Saginaw Spirit	68	36	24	4	4	80	235	219
Plymouth Whalers	68	37	26	5	0	79	253	244
Sarnia Sting	68	35	26	4	3	77	216	210
Sault Ste. Marie Greyhounds	68	19	45	2	2	42	172	290

LEADING SCORERS

	GP	G	A	PTS	PIM
John Tavares, London	56	58	46	104	54
Chris Terry, Plymouth	53	39	55	94	75
Justin DiBenedetto, Sarnia	62	45	48	93	85
Cody Hodgson, Brampton	53	43	49	92	33
Matt Caria, Plymouth	67	34	58	92	91
Taylor Hall, Windsor	63	38	52	90	60
Ryan Ellis, Windsor	57	22	67	89	57
Eric Tangradi, Belleville	55	38	50	88	61
Logan Couture, Ottawa	62	39	48	87	46
Chris MacKinnon, Kitchener	67	26	59	85	56

PLAYOFF RESULTS

CONFERENCE QUARTER-FINALS

Belleville defeated Sudbury (4 - 2)
 Brampton defeated Peterborough (4 - 0)
 Niagara defeated Ottawa (4 - 3)
 Mississauga defeated Barrie (4 - 1)

Windsor defeated Owen Sound (4 - 0)
 London defeated Erie (4 - 1)
 Saginaw defeated Guelph (4 - 0)
 Plymouth defeated Sarnia (4 - 1)

CONFERENCE SEMI-FINALS

Belleville defeated Niagara (4 - 1)
 Brampton defeated Mississauga (4 - 2)
 Windsor defeated Plymouth (4 - 2)
 London defeated Saginaw (4 - 0)

ROGERS OHL CONFERENCE FINALS

Brampton defeated Belleville (4 - 2)
 Windsor defeated London (4 - 1)

ROGERS OHL CHAMPIONSHIP SERIES

Windsor defeated Brampton (4-1)

2007-08 REGULAR SEASON STANDINGS

EASTERN CONFERENCE

EAST DIVISION	GP	W	L	OTL	SL	PTS	PCT	GF	GA
Belleville Bulls	68	48	14	4	2	102	.750	280	175
Oshawa Generals	68	38	17	6	7	89	.654	290	262
Ottawa 67's	68	29	34	2	3	63	.463	201	237
Peterborough Petes	68	28	36	1	3	60	.441	199	250
Kingston Frontenacs	68	25	41	0	2	52	.382	227	312

CENTRAL DIVISION	GP	W	L	OTL	SL	PTS	PCT	GF	GA
Brampton Battalion	68	42	22	1	3	88	.647	259	187
Niagara IceDogs	68	42	25	0	1	85	.625	272	222
Mississauga St. Michael's Majors	68	31	32	2	3	67	.493	203	243
Barrie Colts	68	28	34	3	3	62	.456	185	223
Sudbury Wolves	68	17	46	2	3	39	.287	175	292

WESTERN CONFERENCE

MIDWEST DIVISION	GP	W	L	OTL	SL	PTS	PCT	GF	GA
Kitchener Rangers	68	53	11	1	3	110	.809	289	174
London Knights	68	38	24	4	2	82	.603	250	230
Guelph Storm	68	34	25	5	4	77	.566	213	187
Owen Sound Attack	68	20	41	2	5	47	.346	200	290
Erie Otters	68	18	46	2	2	40	.294	206	343

WEST DIVISION	GP	W	L	OTL	SL	PTS	PCT	GF	GA
Sault Ste. Marie Greyhounds	68	44	18	2	4	94	.691	247	173
Windsor Spitfires	68	41	15	7	5	94	.691	279	205
Sarnia Sting	68	37	29	2	0	76	.559	251	229
Saginaw Spirit	68	33	25	8	2	76	.559	234	231
Plymouth Whalers	68	34	28	2	4	74	.544	228	223

LEADING SCORERS

	GP	G	A	PTS	PIM
Justin Azevedo, Kitchener Rangers	67	43	81	124	69
Brett MacLean, Oshawa Generals	61	61	58	119	42
John Tavares, Oshawa Generals	59	40	78	118	69
Luca Caputi, Niagara IceDogs	66	51	60	111	107
Steven Stamkos, Sarnia Sting	61	58	47	105	88
Chris Terry, Plymouth Whalers	68	44	57	101	107
Jack Combs, Saginaw Spirit	67	42	58	100	93
Michael Swift, Niagara IceDogs	68	38	62	100	130
Dustin Jeffrey, Sault Ste. Marie Greyhounds	56	38	59	97	30
Joshua Bailey, Windsor Spitfires	67	29	67	96	32

PLAYOFF RESULTS

CONFERENCE QUARTER-FINALS

Belleville defeated Peterborough (4-1)
 Barrie defeated Brampton (4-1)
 Oshawa defeated Ottawa (4-0)
 Niagara defeated Mississauga (4-0)

Kitchener defeated Plymouth (4-0)
 Sault Ste. Marie defeated Saginaw (4-0)
 Sarnia defeated Windsor (4-1)
 Guelph defeated London (4-1)

CONFERENCE SEMI-FINALS

Belleville defeated Barrie (4-0)
 Oshawa defeated Niagara (4-2)
 Kitchener defeated Sarnia (4-0)
 Sault Ste. Marie defeated Guelph (4-1)

ROGERS OHL CONFERENCE CHAMPIONSHIPS

Belleville defeated Oshawa (4-1)
 Kitchener defeated Sault Ste. Marie (4-1)

ROGERS OHL CHAMPIONSHIP SERIES

Kitchener defeated Belleville (4-3)

2006-07 REGULAR SEASON STANDINGS

EASTERN CONFERENCE	GP	W	L	OTL	SL	GF	GA	PTS
EAST DIVISION								
Belleville Bulls	68	39	24	0	5	260	227	83
Oshawa Generals	68	31	29	3	5	292	320	70
Kingston Frontenacs	68	31	30	5	2	269	284	69
Ottawa 67's	68	30	34	0	4	242	263	64
Peterborough Petes	68	24	39	1	4	198	274	53

CENTRAL DIVISION								
Barrie Colts	68	48	19	0	1	273	193	97
Mississauga IceDogs	68	43	21	0	4	326	251	90
Sudbury Wolves	68	29	30	3	6	225	241	67
Brampton Battalion	68	27	36	1	4	214	277	59
Toronto St. Michael's Majors	68	20	41	4	3	225	325	47

WESTERN CONFERENCE	GP	W	L	OTL	SL	GF	GA	PTS
MIDWEST DIVISION								
London Knights	68	50	14	1	3	311	231	104
Kitchener Rangers	68	47	17	1	3	262	187	98
Guelph Storm	68	33	23	3	9	215	200	78
Owen Sound Attack	68	31	30	3	4	256	261	69
Erie Otters	68	15	50	1	2	209	378	33

WEST DIVISION								
Plymouth Whalers	68	49	14	2	3	299	173	103
Saginaw Spirit	68	44	21	0	3	291	217	91
Sault Ste. Marie Greyhounds	68	37	23	1	7	227	219	82
Sarnia Sting	68	34	24	5	5	270	241	78
Windsor Spitfires	68	18	43	2	5	209	311	43

LEADING SCORERS	GP	G	A	PTS	PIM
Patrick Kane, London *	58	62	83	145	52
John Tavares, Oshawa	67	72	62	134	60
Sergei Kostitsyn, London	59	40	91	131	76
Tyler Donati, Belleville	66	54	75	129	52
Sam Gagner, London *	53	35	83	118	36
Bryan Little, Barrie	57	41	66	107	77
Evan Brophey, Plymouth	68	36	71	107	91
Bobby Ryan, Owen Sound	63	43	59	102	63
Brett MacLean, Oshawa	68	47	53	100	43
Bobby Hughes, Kingston	59	40	56	96	76

PLAYOFF RESULTS

CONFERENCE QUARTER-FINALS

Barrie defeated Brampton 4-0
 Belleville defeated Ottawa 4-1
 Sudbury defeated Mississauga 4-1
 Oshawa defeated Kingston 4-1

London defeated Owen Sound 4-0

Plymouth defeated Guelph 4-0

Kitchener defeated Sarnia 4-0

Sault Ste. Marie defeated Saginaw 4-2

CONFERENCE SEMI-FINALS

Sudbury defeated Barrie 4-0
 Belleville defeated Oshawa 4-0
 London defeated Sault Ste. Marie 4-3
 Plymouth defeated Kitchener 4-1

CONFERENCE FINALS

Sudbury defeated Belleville 4-2
 Plymouth defeated London 4-1

OHL CHAMPIONSHIP SERIES

Plymouth defeated Sudbury 4-2

2005-06 REGULAR SEASON STANDINGS

EASTERN CONFERENCE	GP	W	L	OTL	SL	GF	GA	PTS
EAST DIVISION								
Peterborough Petes	68	47	16	2	3	269	199	99
Kingston Frontenacs	68	37	24	4	3	258	237	81
Belleville Bulls	68	32	28	5	3	202	225	72
Ottawa 67's	68	29	31	5	3	240	244	66
Oshawa Generals	68	18	45	4	1	233	330	41

CENTRAL DIVISION								
Brampton Battalion	68	44	21	1	2	275	222	91
Barrie Colts	68	43	21	1	3	258	194	90
Sudbury Wolves	68	34	28	1	5	227	222	74
Toronto St. Michael's Majors	68	32	26	6	4	259	285	74
Mississauga IceDogs	68	21	40	5	2	192	299	49

WESTERN CONFERENCE	GP	W	L	OTL	SL	GF	GA	PTS
MIDWEST DIVISION								
London Knights	68	49	15	1	3	304	211	102
Kitchener Rangers	68	47	19	1	1	255	165	96
Guelph Storm	68	40	24	1	3	232	206	84
Owen Sound Attack	68	32	29	4	3	239	239	71
Erie Otters	68	26	35	4	3	219	266	59

WEST DIVISION								
Plymouth Whalers	68	35	28	1	4	227	225	75
Saginaw Spirit	68	36	30	2	0	242	246	74
Windsor Spitfires	68	32	29	3	4	247	253	71
Sault Ste. Marie Greyhounds	68	29	31	3	5	201	213	66
Sarnia Sting	68	17	46	2	3	197	295	39

LEADING SCORERS	GP	G	A	PTS	PIM
Rob Schremp, London	57	57	88	145	74
David Bolland, London	59	57	73	130	104
Wojtek Wolski, Brampton	56	47	81	128	46
Dylan Hunter, London	62	32	85	117	50
Evan McGrath, Kitchener	67	37	77	114	63
Justin Donati, Toronto	62	46	63	109	50
Bryan Little, Barrie	64	42	67	109	99
Peter Tsimikalis, Oshawa	64	29	70	99	69
Cal O'Reilly, Windsor	68	18	81	99	8
Bobby Ryan, Owen Sound	59	31	64	95	44

PLAYOFF RESULTS

CONFERENCE QUARTER-FINALS

Peterborough defeated Ottawa (4-2)

Brampton defeated Belleville (4-2)

Barrie defeated Toronto (4-0)

Sudbury defeated Kingston (4-2)

London defeated Sault Ste. Marie (4-0)

Plymouth defeated Windsor (4-3)

Owen Sound defeated Kitchener (4-1)

Guelph defeated Saginaw (4-0)

CONFERENCE SEMI-FINALS

Peterborough defeated Sudbury (4-0)

Barrie defeated Brampton (4-1)

London defeated Owen Sound (4-2)

Guelph defeated Plymouth (4-2)

CONFERENCE FINALS

Peterborough defeated Barrie (4-1)

London defeated Guelph (4-1)

OHL CHAMPIONSHIP SERIES

Peterborough defeated London (4-0)

2004-05 REGULAR SEASON STANDINGS

EASTERN CONFERENCE	GP	W	L	T	OTL	GF	GA	PTS
EAST DIVISION								
Peterborough Petes	68	34	21	9	4	238	215	81
Ottawa 67's	68	34	26	7	1	244	210	76
Belleville Bulls	68	29	29	6	4	176	208	68
Kingston Frontenacs	68	28	33	4	3	219	242	63
Oshawa Generals	68	15	48	3	2	173	289	35

CENTRAL DIVISION								
Mississauga IceDogs	68	34	21	12	1	207	172	81
Barrie Colts	68	33	23	9	3	232	210	78
Brampton Battalion	68	33	24	9	2	214	200	77
Sudbury Wolves	68	32	23	6	7	201	185	77
Toronto St. Michael's Majors	68	29	30	6	3	177	202	67

WESTERN CONFERENCE	GP	W	L	T	OTL	GF	GA	PTS
MIDWEST DIVISION								
London Knights	68	59	7	2	0	310	125	120
Owen Sound Attack	68	40	18	7	3	245	187	90
Kitchener Rangers	68	35	20	9	4	235	187	83
Erie Otters	68	31	26	6	5	186	207	73
Guelph Storm	68	23	34	10	1	167	189	57

WEST DIVISION								
Sault Ste. Marie Greyhounds	68	33	25	9	1	210	188	76
Plymouth Whalers	68	30	29	6	3	198	204	69
Windsor Spitfires	68	26	29	6	7	223	253	65
Saginaw Spirit	68	18	42	4	4	150	260	44
Sarnia Sting	68	16	41	6	5	156	228	43

LEADING SCORERS	GP	G	A	PTS	PIM
Corey Perry, London	60	47	83	130	117
Dylan Hunter, London	67	31	73	104	64
Brad Richardson, Owen Sound	68	41	56	97	60
Rob Schremp, London	62	41	49	90	54
Patrick O'Sullivan, Mississauga	57	31	59	90	63
Bobby Ryan, Owen Sound	62	37	52	89	51
Evan McGrath, Kitchener	67	28	59	87	51
Rob Hisey, Barrie/Erie	66	29	57	86	81
David Bolland, London	66	34	51	85	97
Liam Reddox, Peterborough	68	36	46	82	38
Daniel Ryder, Peterborough	68	29	53	82	55

PLAYOFF RESULTS

CONFERENCE QUARTER-FINALS

Toronto defeated Mississauga (4-1)
 Peterborough defeated Belleville (4-1)
 Ottawa defeated Barrie (4-2)
 Sudbury defeated Brampton (4-2)

London defeated Guelph (4-0)
 Windsor defeated Sault Ste. Marie (4-3)
 Owen Sound defeated Plymouth (4-0)
 Kitchener defeated Erie (4-2)

CONFERENCE SEMI-FINALS

Peterborough defeated Toronto (4-1)
 Ottawa defeated Sudbury (4-2)
 London defeated Windsor (4-0)
 Kitchener defeated Owen Sound (4-0)

CONFERENCE FINALS

Ottawa defeated Peterborough (4-0)
 London defeated Kitchener (4-1)

CHAMPIONSHIP SERIES

London defeated Ottawa (4-1)

2003-04 REGULAR SEASON STANDINGS

EASTERN CONFERENCE	GP	W	L	T	OTL	GF	GA	PTS
EAST DIVISION								
Ottawa 67's	68	29	26	9	4	238	220	71
Kingston Frontenacs	68	30	28	7	3	210	221	70
Oshawa Generals	68	30	29	8	1	188	206	69
Peterborough Petes	68	22	40	3	3	191	244	50
Belleville Bulls	68	15	44	8	1	172	279	39

CENTRAL DIVISION								
Toronto St. Michael's Majors	68	38	21	7	2	210	187	85
Mississauga IceDogs	68	36	21	7	4	217	199	83
Barrie Colts	68	31	21	12	4	196	171	78
Brampton Battalion	68	25	32	9	2	180	221	61
Sudbury Wolves	68	25	32	6	5	185	220	61

WESTERN CONFERENCE	GP	W	L	T	OTL	GF	GA	PTS
MIDWEST DIVISION								
London Knights	68	53	11	2	2	300	147	110
Guelph Storm	68	49	14	5	0	276	182	103
Kitchener Rangers	68	34	26	6	2	254	235	76
Owen Sound Attack	68	30	27	7	4	202	210	71
Erie Otters	68	29	26	6	7	221	212	71

WEST DIVISION								
Sarnia Sting	68	37	23	4	4	220	210	82
Plymouth Whalers	68	32	24	9	3	220	204	76
Windsor Spitfires	68	27	30	3	8	201	219	65
Sault Ste. Marie Greyhounds	68	30	34	3	1	196	223	64
Saginaw Spirit	68	16	45	3	4	161	228	39

LEADING SCORERS	GP	G	A	PTS	PIM
Corey Locke, OTT	65	51	67	118	82
Corey Perry, LDN	66	40	73	113	98
Martin St. Pierre, GUE	68	45	65	110	95
Eric Himelfarb, KGN	67	37	70	107	80
Dan Sisca, SAR	67	34	66	100	89
Rob Hisey, ER	63	38	58	96	63
Michael Richards, KIT	58	36	53	89	82
Scott Sheppard, LDN	68	29	59	88	75
Patrick O'Sullivan, MIS	53	43	39	82	32
John Mitchell, PLY	65	28	54	82	45

PLAYOFF RESULTS

CONFERENCE QUARTER-FINALS
 Toronto defeated Sudbury (4-3)
 Brampton defeated Ottawa (4-3)
 Mississauga defeated Oshawa (4-3)
 Barrie defeated Kingston (4-1)

London defeated Windsor (4-0)
 Erie defeated Sarnia (4-1)
 Guelph defeated Owen Sound (4-3)
 Plymouth defeated Kitchener (4-1)

CONFERENCE SEMI-FINALS
 Toronto defeated Brampton (4-1)
 Mississauga defeated Barrie (4-3)
 London defeated Erie (4-0)
 Guelph defeated Plymouth (4-0)

CONFERENCE FINALS
 Mississauga defeated Toronto (4-2)
 Guelph defeated London (4-3)

CHAMPIONSHIP SERIES
 Guelph defeated Mississauga (4-0)

2002-03 REGULAR SEASON STANDINGS

EASTERN CONFERENCE	GP	W	L	T	OTL	GF	GA	PTS
EAST DIVISION								
Ottawa 67's	68	44	14	7	3	318	210	98
Peterborough Petes	68	32	22	11	3	222	215	78
Belleville Bulls	68	33	27	6	2	195	200	74
Oshawa Generals	68	34	30	2	2	243	225	72
Kingston Frontenacs	68	25	37	2	4	222	287	56

CENTRAL DIVISION								
Brampton Battalion	68	34	24	6	4	239	202	78
Toronto St. Michael's Majors	68	32	24	7	5	207	214	76
Barrie Colts	68	29	26	4	9	228	223	71
Mississauga IceDogs	68	23	31	11	3	212	231	60
Sudbury Wolves	68	16	46	4	2	175	273	38

WESTERN CONFERENCE	GP	W	L	T	OTL	GF	GA	PTS
MIDWEST DIVISION								
Kitchener Rangers	68	46	14	5	3	275	188	100
London Knights	68	31	27	7	3	220	205	72
Guelph Storm	68	29	28	9	2	217	208	69
Owen Sound Attack	68	27	30	7	4	206	243	65
Erie Otters	68	24	35	6	3	181	248	57

WEST DIVISION								
Plymouth Whalers	68	43	14	9	2	259	174	97
Sarnia Sting	68	41	19	7	1	251	193	90
Windsor Spitfires	68	37	25	5	1	259	221	80
Sault Ste. Marie Greyhounds	68	26	33	6	3	232	284	61
Saginaw Spirit	68	11	45	5	7	158	275	34

LEADING SCORERS	GP	G	A	PTS	PIM
Corey Locke, OTT	66	63	88	151	83
Matt Foy, OTT	68	61	71	132	112
Chad Larose, PLY	67	61	56	117	52
Joey Tenute, SAR	68	41	71	112	75
Kyle Wellwood, WSR	57	41	59	100	0
Jamie Johnson, OSH	68	24	76	100	34
Eric Staal, PBO	66	39	59	98	36
Matthew Stajan, BELV	57	34	60	94	75
Kris Newbury, SAR	64	34	58	92	149
Brandon Nolan, OSH	68	36	52	88	57
Ryan Ramsay, PLY	59	33	55	88	97

PLAYOFF RESULTS

CONFERENCE QUARTER-FINALS

Ottawa defeated Mississauga (4-1)
 Brampton defeated Barrie (4-2)
 Oshawa defeated Peterborough (4-3)
 Toronto defeated Belleville (4-3)

Kitchener defeated S.S. Marie (4-0)
 Plymouth defeated Owen Sound (4-0)
 Guelph defeated Sarnia (4-2)
 London defeated Windsor (4-3)

CONFERENCE SEMI-FINALS

Ottawa defeated Oshawa (4-2)
 Toronto defeated Brampton (4-1)
 Kitchener defeated Guelph (4-1)
 Plymouth defeated London (4-3)

CONFERENCE FINALS

Ottawa defeated Toronto (4-3)
 Kitchener defeated Plymouth (4-3)

CHAMPIONSHIP SERIES

Kitchener defeated Ottawa (4-1)

2001-02 REGULAR SEASON STANDINGS

EASTERN CONFERENCE	GP	W	L	T	OTL	GF	GA	PTS
EAST DIVISION								
Belleville Bulls	68	39	23	4	2	279	218	84
Ottawa 67's	68	36	20	10	2	262	218	84
Peterborough Petes	68	33	22	7	6	242	215	79
Oshawa Generals	68	23	33	7	5	205	247	58
Kingston Frontenacs	68	18	37	9	4	197	272	49

CENTRAL DIVISION								
Toronto St. Michael's Majors	68	40	19	8	1	230	177	89
Barrie Colts	68	38	19	9	2	226	192	87
Sudbury Wolves	68	25	33	5	5	171	216	60
North Bay Centennials	68	18	37	8	5	185	247	49
Mississauga IceDogs	68	11	47	6	4	212	327	32

WESTERN CONFERENCE								
WEST DIVISION								
Plymouth Whalers	68	39	15	12	2	249	166	92
Sault Ste. Marie Greyhounds	68	38	20	10	0	237	200	86
Windsor Spitfires	68	33	24	6	5	253	229	77
Sarnia Sting	68	27	29	5	7	236	260	66
London Knights	68	24	27	10	7	210	249	65

MIDWEST DIVISION								
Erie Otters	68	41	22	4	1	246	218	87
Guelph Storm	68	37	23	7	1	264	235	82
Kitchener Rangers	68	35	22	10	1	257	190	81
Owen Sound Attack	68	24	31	10	3	200	240	61
Brampton Battalion	68	26	35	5	2	215	258	59

LEADING SCORERS	GP	G	A	PTS	PIM
Robinson, Nathan, BELV	67	47	63	110	74
Renzi, Mike, BELV	68	44	64	108	127
Spezza, Jason, BELV	53	42	63	105	42
Newbury, Kris, SAR	66	42	62	104	141
Pecker, Cory, ER	56	53	46	99	108
Jamieson, Dusty, SAR	68	44	53	97	33
Bootland, Darryl, TOR	61	41	56	97	137
Delisle, Miguel, OTT	67	55	40	95	73
O'Sullivan, Patrick, MIS *	68	34	58	92	61
Stathopoulos, Mike, LDN	68	28	62	90	24

PLAYOFF RESULTS

TIE-BREAKER
North Bay 6, Kingston 2

CONFERENCE QUARTER-FINALS
Toronto defeated North Bay (4-0)
Belleville defeated Oshawa (4-1)
Barrie defeated Sudbury (4-1)
Ottawa defeated Peterborough (4-2)

London defeated Plymouth (4-2)
Erie defeated Sarnia (4-1)
Windsor defeated S.S. Marie (4-2)
Guelph defeated Kitchener (4-0)

CONFERENCE SEMI-FINALS
Toronto defeated Ottawa (4-3)
Barrie defeated Belleville (4-2)
Erie defeated London (4-2)
Windsor defeated Guelph (4-1)

CONFERENCE FINALS
Barrie defeated Toronto (4-0)
Erie defeated Windsor (4-1)

CHAMPIONSHIP SERIES
Erie defeated Barrie (4-1)

2000-01 REGULAR SEASON STANDINGS

EASTERN CONFERENCE	GP	W	L	T	RT	GF	GA	PTS
EAST DIVISION								
Belleville Bulls	68	37	23	5	3	275	224	82
Ottawa 67's	68	33	21	10	4	249	201	80
Peterborough Petes	68	30	28	8	2	221	213	70
Kingston Frontenacs	68	28	28	11	1	232	218	68
Oshawa Generals	68	20	36	7	5	184	254	52

CENTRAL DIVISION								
Sudbury Wolves	68	35	22	8	3	237	196	81
Toronto St. Michael's Majors	68	35	23	8	2	213	188	80
North Bay Centennials	68	32	28	6	2	232	220	72
Barrie Colts	68	29	28	7	4	214	230	69
Mississauga IceDogs	68	3	56	7	2	157	380	15

WESTERN CONFERENCE	GP	W	L	T	RT	GF	GA	PTS
WEST DIVISION								
Plymouth Whalers	68	43	15	5	5	253	162	96
Windsor Spitfires	68	34	22	8	4	257	221	80
Sarnia Sting	68	28	31	7	2	235	244	65
London Knights	68	26	34	5	3	222	263	60
Sault Ste. Marie Greyhounds	68	23	38	4	3	188	256	53

MIDWEST DIVISION								
Erie Otters	68	45	11	10	2	264	171	102
Guelph Storm	68	34	23	9	2	227	205	79
Brampton Battalion	68	33	22	9	4	231	210	79
Owen Sound Attack	68	31	27	7	3	256	236	72
Kitchener Rangers	68	26	36	6	0	183	247	58

LEADING SCORERS	GP	G	A	PTS	PIM
Wellwood, Kyle, BELV	68	35	83	118	47
Spezza, Jason, WSR	56	43	73	116	28
Radivojevic, Branko, BELV	61	34	70	104	45
Rowe, Randy, BELV	63	64	38	102	35
Boyes, Brad, ER	59	45	45	90	27
MacKenzie, Derek, SBY	62	40	49	89	25
Baird, Jason, ER	68	30	58	88	27
Weiss, Stephen, PLY	62	40	47	87	28
Ott, Steve, WSR	55	50	37	87	40
Jaspers, Jason, SBY	63	42	42	84	26

PLAYOFF RESULTS

CONFERENCE QUARTER-FINALS
 Belleville defeated Kingston 4-0
 Sudbury defeated Barrie 4-1
 Toronto defeated Peterborough 4-3
 Ottawa defeated North Bay 4-0

Erie defeated London 4-1
 Plymouth defeated Sarnia 4-0
 Windsor defeated Owen Sound 4-1
 Brampton defeated Guelph 4-0

CONFERENCE SEMI-FINALS
 Ottawa defeated Belleville 4-2
 Toronto defeated Sudbury 4-3
 Erie defeated Brampton 4-1
 Plymouth defeated Windsor 4-0

CONFERENCE FINALS
 Ottawa defeated Toronto 4-0
 Plymouth defeated Erie 4-1

CHAMPIONSHIP SERIES
 Ottawa defeated Plymouth 4-2

1999-2000 REGULAR SEASON STANDINGS

EASTERN CONFERENCE	GP	W	L	T	RT	GF	GA	PTS
EAST DIVISION								
Ottawa 67's	68	43	21	4	1	269	189	91
Belleville Bulls	68	44	22	2	0	319	227	90
Kingston Frontenacs	68	38	25	5	3	258	245	84
Peterborough Petes	68	34	27	7	1	242	219	76
Oshawa Generals	68	32	32	4	2	227	224	70

CENTRAL DIVISION								
Barrie Colts	68	43	19	6	1	306	212	93
Sudbury Wolves	68	39	24	5	1	262	221	84
North Bay Centennials	68	24	38	6	3	214	253	57
Toronto St. Michael's Majors	68	18	48	2	4	203	281	42
Mississauga Ice Dogs	68	9	58	1	2	160	346	21

WESTERN CONFERENCE	GP	W	L	T	RT	GF	GA	PTS
MIDWEST DIVISION								
Erie Otters	68	33	31	4	3	224	229	73
Kitchener Rangers	68	28	34	6	4	229	256	66
Brampton Battalion	68	25	32	11	4	213	226	65
Guelph Storm	68	29	35	4	1	250	256	63
Owen Sound Platers	68	21	41	6	6	237	292	54

WEST DIVISION								
Plymouth Whalers	68	45	19	4	1	256	172	95
Sault Ste. Marie Greyhounds	68	37	25	6	5	270	217	85
Sarnia Sting	68	33	27	8	0	211	189	74
Windsor Spitfires	68	35	31	2	1	213	231	73
London Knights	68	22	39	7	3	186	250	54

LEADING SCORERS	GP	G	A	PTS	PIM
Sheldon Keefe, BAR	66	48	73	121	95
Norm Milley, SBY	68	52	60	112	47
Jason Jaspers, SBY	68	46	61	107	107
Denis Shvidki, BAR	61	41	65	106	55
Michael Zigomanis, KGN	59	40	54	94	49
Jonathan Cheechoo, BELV	66	45	46	91	102
Raffi Torres, BRA	68	43	48	91	40
Taylor Pyatt, SBY	68	40	49	89	98
Mike Jefferson, BAR	58	34	53	87	203
Brent Gauvreau, OSH	59	34	53	87	74
Jonathan Schill, KGN	65	39	48	87	79
Derek Roy, KIT *	66	34	53	87	44

PLAYOFF RESULTS

CONFERENCE QUARTER-FINALS
 Barrie defeated North Bay (4-2)
 Ottawa defeated Oshawa (4-1)
 Belleville defeated Peterborough (4-1)
 Sudbury defeated Kingston (4-1)

Plymouth defeated Guelph (4-2)
 Erie defeated Brampton (4-2)
 S.S. Marie defeated Kitchener (4-1)
 Windsor defeated Sarnia (4-3)

CONFERENCE SEMI-FINALS
 Barrie defeated Sudbury (4-3)
 Belleville defeated Ottawa (4-2)
 Plymouth defeated Windsor (4-1)
 S.S. Marie defeated Erie (4-3)

CONFERENCE FINALS
 Barrie defeated Belleville (4-1)
 Plymouth defeated S.S. Marie (4-1)

CHAMPIONSHIP SERIES
 Barrie defeated Plymouth (4-3)

1998-99 REGULAR SEASON STANDINGS

EASTERN CONFERENCE	GP	W	L	T	GF	GA	PTS
EAST DIVISION							
Ottawa 67's	68	48	13	7	305	164	103
Belleville Bulls	68	39	22	7	334	246	85
Oshawa Generals	68	39	24	5	280	217	83
Peterborough Petes	68	40	26	2	266	213	82
Kingston Frontenacs	68	22	42	4	240	320	48

CENTRAL DIVISION							
Barrie Colts	68	49	13	6	343	192	104
Sudbury Wolves	68	25	35	8	261	288	58
North Bay Centennials	68	22	40	6	215	248	50
Toronto St. Michael's Majors	68	20	42	6	214	316	46
Mississauga Ice Dogs	68	4	61	3	145	426	11

WESTERN CONFERENCE	GP	W	L	T	GF	GA	PTS
MIDWEST DIVISION							
Guelph Storm	68	44	22	2	300	218	90
Owen Sound Platers	68	39	24	5	312	293	83
Erie Otters	68	31	33	4	271	297	66
Kitchener Rangers	68	23	39	6	205	257	52
Brampton Battalion	68	8	57	3	198	362	19

WEST DIVISION							
Plymouth Whalers	68	51	13	4	313	162	106
Sarnia Sting	68	37	25	6	279	216	80
London Knights	68	34	30	4	260	217	72
Sault Ste. Marie Greyhounds	68	31	29	8	244	242	70
Windsor Spitfires	68	23	39	6	203	294	52

LEADING SCORERS	GP	G	A	PTS	PIM
Peter Sarno, SAR	68	37	93	130	49
Norm Milley, SBY	68	52	68	120	47
Sheldon Keefe, BAR *	66	51	65	116	140
Adam Colagiaco, PLY	67	40	68	108	89
Mike Fisher, SBY	68	41	65	106	55
Daniel Tkaczuk, BAR	58	43	62	105	58
Harold Druken, PLY	60	58	45	103	34
Kevin Colley, OSH	63	39	62	101	68
Justin Papineau, BELV	68	52	47	99	28
Ivan Novoseltsev, SAR	68	57	39	96	45

PLAYOFF RESULTS

TIE BREAKER

Windsor 2 Kitchener 1

CONFERENCE QUARTER-FINALS

Guelph defeated Erie (4-1)

Owen Sound defeated S.S. Marie (4-1)

London defeated Sarnia (4-2)

Plymouth defeated Windsor (4-0)

Barrie defeated Kingston (4-1)

Ottawa defeated North Bay (4-0)

Belleville defeated Sudbury (4-0)

Oshawa defeated Peterborough (4-1)

CONFERENCE SEMI-FINALS

London defeated Plymouth (4-3)

Owen Sound defeated Guelph (4-2)

Oshawa defeated Barrie (4-3)

Belleville defeated Ottawa (4-1)

CONFERENCE FINALS

London defeated Owen Sound (4-1)

Belleville defeated Oshawa (4-1)

CHAMPIONSHIP SERIES

Belleville defeated London (4-3)

1997-98 REGULAR SEASON STANDINGS

EAST DIVISION	GP	W	L	T	GF	GA	PTS
Ottawa 67's	66	40	17	9	286	172	89
Belleville Bulls	66	41	22	3	315	239	85
Kingston Frontenacs	66	35	27	4	330	275	74
Oshawa Generals	66	26	32	8	214	247	60
Peterborough Petes	66	20	36	10	212	273	50
Toronto St. Michael's Majors	66	15	42	9	154	265	39

CENTRAL DIVISION	GP	W	L	T	GF	GA	PTS
Guelph Storm	66	42	18	6	263	189	90
Barrie Colts	66	38	23	5	236	215	81
Kitchener Rangers	66	27	29	10	224	239	64
Owen Sound Platers	66	27	34	5	270	312	59
Sudbury Wolves	66	25	34	7	257	268	57
North Bay Centennials	66	15	45	6	213	291	36

WEST DIVISION	GP	W	L	T	GF	GA	PTS
London Knights	66	40	21	5	301	238	85
Plymouth Whalers	66	37	22	7	279	223	81
Sarnia Sting	66	32	22	13	253	227	77
Erie Otters	66	33	28	5	261	252	71
Sault Ste. Marie Greyhounds	66	20	39	7	232	296	47
Windsor Spitfires	66	19	42	5	261	340	43

LEADING SCORERS

	GP	G	A	PTS	PIM
Peter Sarno, WSR	64	33	88	121	18
Jeremy Adduono, SBY	66	37	69	106	40
David Legwand, PLY *	59	54	51	105	56
Maxim Spiridonov, LDN	66	54	44	98	52
Colin Chaulk, KGN	60	34	62	96	118
Rob Mailloux, KGN	65	55	40	95	53
Jay Legault, LDN	61	39	56	95	87
Jon Sim, SAR	59	44	50	94	95
Justin Papineau, BELV	66	41	53	94	34
Jeff Martin, WSR	65	40	54	94	48
Mark Cadotte, LDN	67	39	55	94	76
Chris Allen, KGN	66	38	56	94	91

PLAYOFF RESULTS

DIVISION QUARTER-FINALS

Belleville defeated Peterborough (4-0)
 Kingston defeated Oshawa (4-3)
 Sudbury defeated Barrie (4-2)

Owen Sound defeated Kitchener (4-2)
 London defeated Erie (4-3)
 Plymouth defeated Sarnia (4-1)

QUARTER FINALS

Guelph defeated Sudbury (4-0)
 Ottawa defeated Owen Sound (4-1)
 London defeated Kingston (4-1)
 Plymouth defeated Belleville (4-2)

SEMI-FINALS

Guelph defeated Plymouth (4-0)
 Ottawa defeated London (4-0)

CHAMPIONSHIP SERIES

Guelph defeated Ottawa (4-1)

1996-97 REGULAR SEASON STANDINGS

	GP	W	L	T	GF	GA	PTS
EAST DIVISION							
Ottawa 67's	66	49	11	6	320	177	104
Oshawa Generals	66	41	18	7	287	202	89
Peterborough Petes	66	39	25	2	251	238	80
Kingston Frontenacs	66	25	35	6	257	277	56
Belleville Bulls	66	22	37	7	235	278	51
North Bay Centennials	66	14	44	8	214	337	36
CENTRAL DIVISION							
Kitchener Rangers	66	34	22	10	274	235	78
Guelph Storm	66	35	25	6	300	251	76
Barrie Colts	66	33	23	10	272	236	76
Owen Sound Platers	66	27	37	2	258	318	56
Erie Otters	66	23	36	7	240	260	53
Sudbury Wolves	66	21	37	8	251	302	50
WEST DIVISION							
Sault Ste. Marie Greyhounds	66	39	17	10	309	220	88
Sarnia Sting	66	35	24	7	286	251	77
Windsor Spitfires	66	29	29	8	303	285	66
Detroit Whalers	66	26	34	6	230	270	58
London Knights	66	13	51	2	215	365	28

LEADING SCORERS

	GP	G	A	PTS	PIM
Marc Savard, OSH	64	43	87	130	94
Joe Thornton, SSM	59	41	81	122	123
Alyn McCauley, OTT	50	56	56	112	18
Richard Uniacke, SSM	66	44	66	110	28
Trevor Letowski, SAR	55	35	72	107	51
Todd Norman, GUE	66	47	58	105	41
Joe Seroski, SSM	61	54	49	103	14
Jan Bulis, BAR	64	42	61	103	42
Jon Sim, SAR	64	56	39	95	100
Matt Cooke, WSR	65	45	50	95	146

PLAYOFF RESULTS

DIVISION QUARTER-FINALS

Ottawa defeated Belleville (4-2)
 Peterborough defeated Kingston (4-1)
 Guelph defeated Erie (4-1)
 Barrie defeated Owen Sound (4-0)
 S.S. Marie defeated Detroit (4-1)
 Sarnia defeated Windsor (4-1)

SEMI-FINALS

Ottawa defeated Guelph (4-3)
 Oshawa defeated Kitchener (4-2)

CHAMPIONSHIP SERIES

Oshawa defeated Ottawa (4-2)

QUARTER-FINALS

Ottawa defeated Barrie (4-1)
 Guelph defeated S.S. Marie (4-2)
 Kitchener defeated Sarnia (4-3)
 Oshawa defeated Peterborough (4-2)

1995-96 REGULAR SEASON STANDINGS

	GP	W	L	T	GF	GA	PTS
EAST DIVISION							
Ottawa 67's	66	39	22	5	258	200	83
Peterborough Petes	66	35	22	9	289	235	79
Belleville Bulls	66	35	26	5	300	250	75
Oshawa Generals	66	30	28	8	248	238	68
Kingston Frontenacs	66	29	31	6	266	267	64
North Bay Centennials	66	14	45	7	242	360	35
CENTRAL DIVISION							
Guelph Storm	66	45	16	5	297	186	95
Kitchener Rangers	66	35	28	3	253	230	73
Niagara Falls Thunder	66	29	30	7	248	238	65
Owen Sound Platers	66	29	32	5	274	313	63
Barrie Colts	66	28	31	7	258	266	63
Sudbury Wolves	66	27	36	3	262	288	57
WEST DIVISION							
Detroit Whalers	66	40	22	4	319	243	84
Sarnia Sting	66	39	23	4	330	276	82
Sault Ste. Marie Greyhounds	66	38	23	5	312	254	81
Windsor Spitfires	66	21	41	4	256	312	46
London Knights	66	3	60	3	179	435	9

LEADING SCORERS	GP	G	A	PTS	PIM
Aaron Brand, SAR	66	46	73	119	110
Daniel Cleary, BELV	64	53	62	115	74
Sean Haggerty, DET	66	60	51	111	78
Trevor Gallant, NB	63	47	58	105	33
Jon Sim, SAR	63	56	46	102	130
Richard Uniacke, SSM	66	48	54	102	38
Cameron Mann, PBO	66	42	60	102	108
Trevor Letowski, SAR	66	36	63	99	66
Lee Jinman, DET	64	29	68	97	49
Rob Shearer, WSR	63	40	53	93	74

PLAYOFF RESULTS

DIVISION QUARTER-FINALS

Peterborough defeated Kingston (4-1)
 Belleville defeated Oshawa (4-1)
 Kitchener defeated Barrie (4-3)
 Niagara Falls defeated Owen Sound (4-2)
 Detroit defeated Windsor (4-3)
 Sarnia defeated S.S. Marie (4-0)

SEMI-FINALS

Guelph defeated Belleville (4-1)
 Peterborough defeated Detroit (4-1)

CHAMPIONSHIP SERIES

Peterborough defeated Guelph (4-3)

QUARTER-FINALS

Guelph defeated Niagara Falls (4-0)
 Detroit defeated Kitchener (4-1)
 Belleville defeated Ottawa (4-0)
 Peterborough defeated Sarnia (4-2)

1994-95 REGULAR SEASON STANDINGS

	GP	W	L	T	GF	GA	PTS
EAST DIVISION							
Kingston Frontenacs	66	40	19	7	284	224	87
Oshawa Generals	66	40	21	5	300	242	85
North Bay Centennials	66	35	27	4	272	247	74
Belleville Bulls	66	32	31	3	295	287	67
Peterborough Petes	66	26	34	6	255	286	58
Ottawa 67's	66	22	38	6	232	276	50
CENTRAL DIVISION							
Guelph Storm	66	47	14	5	330	200	99
Sudbury Wolves	66	53	17	6	314	208	92
Owen Sound Platers	66	22	38	6	239	299	50
Niagara Falls Thunder	66	18	40	8	231	298	44
Kitchener Rangers	66	18	42	6	216	296	42
WEST DIVISION							
Detroit Jr. Red Wings	66	44	18	4	306	223	92
Windsor Spitfires	66	41	22	3	303	232	85
Sarnia Sting	66	24	37	5	250	292	53
London Knights	66	18	44	4	210	309	40
Sault Ste. Marie Greyhounds	66	17	45	4	228	346	38

	GP	G	A	PTS	PIM
Marc Savard, OSH	66	43	96	139	78
David Ling, KGN	62	61	74	135	136
Bill Bowler, WSR	61	33	102	135	63
Jeff O'Neill, GUE	57	43	81	124	56
Darryl Lafrance, OSH	57	55	67	122	10
Todd Bertuzzi, GUE	62	54	65	119	58
Dave Roche, WSR	66	55	59	114	180
Steve Washburn, OTT	63	43	63	106	72
Vitali Yachmenev, NB	59	53	52	105	8
Lee Jinman, NB	63	39	65	104	41

PLAYOFF RESULTS

DIVISION QUARTER-FINALS

Peterborough defeated Oshawa (4-3)
 Belleville defeated North Bay (4-2)
 Sudbury defeated Kitchener (4-1)
 Owen Sound defeated Niagara Falls (4-2)
 Detroit defeated London (4-0)
 Windsor defeated Sarnia (4-0)

SEMI-FINALS

Guelph defeated Belleville (4-0)
 Detroit defeated Sudbury (4-3)

CHAMPIONSHIP SERIES

Detroit defeated Guelph (4-2)

QUARTER-FINALS

Guelph defeated Owen Sound (4-0)
 Detroit defeated Peterborough (4-0)
 Belleville defeated Kingston (4-2)
 Sudbury defeated Windsor (4-2)

1993-94 REGULAR SEASON STANDINGS

	GP	W	L	T	PTS	GF	GA
EMMS DIVISION							
Detroit Junior Red Wings	66	42	20	4	312	237	88
Sault Ste. Marie Greyhounds	66	35	24	7	319	268	77
Guelph Storm	66	32	28	6	323	290	70
Owen Sound Platers	66	34	30	2	303	284	70
Kitchener Rangers	66	32	30	4	286	316	68
London Knights	66	32	30	4	293	279	68
Windsor Spitfires	66	25	36	5	253	298	55
Niagara Falls Thunder	66	21	41	4	277	352	46

LEYDEN DIVISION							
North Bay Centennials	66	46	15	5	351	226	97
Ottawa 67's	66	33	22	11	274	229	77
Sudbury Wolves	66	34	26	6	299	275	74
Belleville Bulls	66	32	28	6	303	264	70
Kingston Frontenacs	66	30	28	8	265	259	68
Oshawa Generals	66	26	32	8	272	309	60
Peterborough Petes	66	15	41	10	252	350	40
Newmarket Royals	66	9	47	10	231	377	28

LEADING SCORERS

	GP	G	A	PTS	PIM
Jason Allison, LDN	56	55	87	142	68
Kevin Brown, DET	57	54	81	135	85
Jeff O'Neill, GUE	66	45	81	126	95
Keli Corpse, KGN	63	42	84	126	55
Bill Bowler, WSR	66	47	76	123	39
Jamie Rivers, SBY	65	32	89	121	60
Trevor Gallant, KIT	66	39	80	119	49
Dave Gilmore, LDN	61	48	69	117	67
Jason MacDonald, OS	66	55	61	116	177
Sylvain Cloutier, GUE	66	45	71	116	127

PLAYOFF RESULTS

DIVISION QUARTER-FINAL

Ottawa defeated Peterborough (4-3)
 Sudbury defeated Oshawa (4-1)
 Belleville defeated Kingston (4-2)
 S.S. Marie defeated Windsor (4-0)
 Guelph defeated London (4-1)
 Owen Sound defeated Kitchener (4-1)

SEMI-FINALS

North Bay defeated Ottawa (4-1)
 Detroit defeated S.S. Marie (4-2)

CHAMPIONSHIP SERIES

North Bay defeated Detroit (4-3)

DIVISION SEMI-FINALS

Detroit defeated Owen Sound (4-0)
 S.S. Marie defeated Guelph (4-0)
 North Bay defeated Belleville (4-2)
 Ottawa defeated Sudbury (4-2)

1992-93 REGULAR SEASON STANDINGS

	GP	W	L	T	GF	GA	PTS
LEYDEN DIVISION							
Peterbough Petes	66	46	15	5	352	239	97
Kingston Frontenacs	66	36	19	11	314	265	83
Oshawa Generals	66	33	28	5	270	268	71
Sudbury Wolves	66	31	30	5	291	300	67
Newmarket Royals	66	29	28	9	310	301	67
Belleville Bulls	66	21	34	11	280	315	53
North Bay Centennials	66	22	38	6	251	299	50
Ottawa 67's	66	16	42	8	220	310	40

EMMS DIVISION							
Sault Ste. Marie Greyhounds	66	38	23	5	334	260	81
Detroit Jr. Red Wings	66	37	22	7	336	264	81
London Knights	66	32	27	7	323	292	71
Owen Sound Attack	66	29	29	8	330	324	66
Niagara Falls Thunder	66	29	30	7	299	274	65
Kitchener Rangers	66	26	31	9	280	314	61
Guelph Storm	66	27	33	6	298	360	60
Windsor Spitfires	66	19	42	5	240	343	43

	GP	G	A	PTS	PIM
LEADING SCORERS					
Andrew Brunette, OS	66	62	100	162	91
Bob Wren, DET	63	57	88	145	91
Kevin Brown, DET	62	50	91	141	80
Pat Peake, DET	46	58	78	136	64
Mike Harding, PBO	66	54	82	136	106
Jason Dawe, PBO	59	58	68	126	80
Bill Bowler, WSR	57	44	77	121	41
Jim Brown, OS	60	53	66	119	66
Jason Allison, LDN	66	42	76	118	50
Jeff Bes, GUE	59	48	67	115	128

PLAYOFF RESULTS

SUPER SERIES *

S.S. Marie defeated Peterborough (4-0)

FIRST ROUND

Kingston defeated North Bay (4-1)

Oshawa defeated Belleville (4-3)

Sudbury defeated Newmarket (4-3)

Detroit defeated Guelph (4-1)

London defeated Kitchener (4-3)

Owen Sound defeated Niagara Falls (4-0)

QUARTER-FINALS

Peterborough defeated Sudbury (4-3)

Kingston defeated Oshawa (4-2)

Detroit defeated London (4-1)

S.S. Marie defeated Owen Sound (4-0)

SEMI-FINALS

S.S. Marie defeated Detroit (4-1)

Peterborough defeated Kingston (4-1)

CHAMPIONSHIP SERIES

Peterborough defeated Sault Ste. Marie (4-1)

* Division champions met in a "Super Series" to determine the host of the Memorial Cup

1991-92 REGULAR SEASON STANDINGS

	GP	W	L	T	GF	GA	PTS
LEYDEN DIVISION							
Peterborough Petes	66	41	18	7	319	256	89
North Bay Centennials	66	40	21	5	323	259	85
Cornwall Royals	66	38	22	6	328	289	82
Sudbury Wolves	66	33	27	6	331	320	72
Oshawa Generals	66	31	26	9	274	273	71
Ottawa 67's	66	32	30	4	280	251	68
Belleville Bulls	66	27	27	12	314	293	66
Kingston Frontenacs	66	16	44	6	241	316	38

EMMS DIVISION							
Sault Ste. Marie Greyhounds	66	41	19	6	335	229	88
Niagara Falls Thunder	66	39	23	4	307	254	82
London Knights	66	37	25	4	310	260	78
Kitchener Rangers	66	29	30	7	283	282	65
Windsor Spitfires	66	25	33	8	272	316	58
Owen Sound Platers	66	23	41	2	260	315	48
Detroit Compuware Ambassadors	66	23	42	1	279	353	47
Guelph Storm	66	4	51	11	235	425	19

LEADING SCORERS	GP	G	A	PTS	PIM
Todd Simon, NF	66	53	93	146	70
Brett Seguin, OTT	64	34	100	134	70
John Spoltore, NB	66	47	84	131	31
Darren McCarty, BELV	65	55	72	127	177
Chris Taylor, LDN	66	48	74	122	57
Brent Gretzky, BELV	62	43	78	121	37
Ralph Intravuo, SSM	65	50	63	113	44
Jake Grimes, BELV	66	44	69	113	18
Colin Miller, SSM	66	37	73	110	52
Jason Dawe, PBO	66	53	55	108	55

PLAYOFF RESULTS

FIRST ROUND

North Bay defeated Belleville (4-1)
 Ottawa defeated Cornwall (4-2)
 Sudbury defeated Oshawa (4-3)
 London defeated Owen Sound (4-1)
 Kitchener defeated Windsor (4-3)
 Niagara Falls defeated Detroit (4-3)

SEMI-FINALS

S.S. Marie defeated Niagara Falls (4-1)
 North Bay defeated Peterborough (4-1)

CHAMPIONSHIP SERIES

S.S. Marie defeated North Bay (4-3)

QUARTER-FINALS

Peterborough defeated Ottawa (4-1)
 North Bay defeated Sudbury (4-0)
 Niagara Falls defeated London (4-1)
 S.S. Marie defeated Kitchener (4-3)

1990-91 REGULAR SEASON STANDINGS

	GP	W	L	T	GF	GA	PTS
LEYDEN DIVISION							
Oshawa Generals	66	47	13	6	382	233	100
North Bay Centennials	66	40	23	3	322	247	83
Belleville Bulls	66	38	21	7	324	280	83
Ottawa 67's	66	39	25	2	301	280	80
Peterborough Petes	66	33	26	7	272	254	73
Sudbury Wolves	66	33	28	5	288	265	71
Cornwall Royals	66	23	42	1	281	335	47
Kingston Frontenacs	66	15	47	4	255	382	34

EMMS DIVISION							
Sault Ste. Marie Greyhounds	66	42	21	3	303	217	87
Niagara Falls Thunder	66	39	18	9	335	259	87
London Knights	66	38	25	3	301	270	79
Windsor Spitfires	66	33	29	4	307	279	70
Kitchener Rangers	66	28	30	8	301	293	64
Hamilton Dukes	66	17	43	6	270	379	40
Owen Sound Platers	66	13	48	5	269	373	31
Detroit Compuware Ambassadors	66	11	50	5	213	378	27

LEADING SCORERS

	GP	G	A	PTS	PIM
Eric Lindros, OSH	57	71	78	149	189
Chris Taylor, LDN	65	50	78	128	50
Todd Simon, NF	65	51	74	125	35
Jason Winch, NF	66	40	82	122	16
Rob Pearson, OSH	51	63	55	118	103
Jason Firth, KIT	62	41	71	112	27
Joey St. Aubin, KIT	63	40	71	111	90
Brett Seguin, OTT	63	24	87	111	85
Jason Cirone, WSR	63	58	52	110	97
Jarrad Skalde, BELV	55	38	66	104	35

PLAYOFF RESULTS

FIRST ROUND

Oshawa defeated Sudbury (4-1)
 North Bay defeated Peterborough (4-0)
 Ottawa defeated Belleville (4-2)
 S.S. Marie defeated Hamilton (4-0)
 Niagara Falls defeated Kitchener (4-2)
 Windsor defeated London (4-3)

SEMI-FINALS

Oshawa defeated Ottawa (4-1)
 S.S. Marie defeated Niagara Falls (4-0)

CHAMPIONSHIP SERIES

S.S. Marie defeated Oshawa (4-2)

QUARTER-FINALS

Niagara Falls defeated Windsor (4-0)
 Ottawa defeated North Bay (4-2)

1989-90 REGULAR SEASON STANDINGS

	GP	W	L	T	GF	GA	PTS
LEYDEN DIVISION							
Oshawa Generals	66	42	20	4	334	244	88
Kingston Frontenacs	66	42	21	3	300	232	87
Peterborough Petes	66	37	23	6	294	236	80
Ottawa 67's	66	38	26	2	320	265	78
Belleville Bulls	66	36	26	4	301	247	76
Cornwall Royals	66	24	38	4	309	361	52
Hamilton Dukers	66	11	49	6	211	371	28

EMMS DIVISION							
London Knights	66	41	19	6	313	246	88
Kitchener Rangers	66	38	21	7	358	259	83
Sudbury Wolves	66	36	23	7	295	267	79
Owen Sound Platers	66	28	31	7	265	305	63
North Bay Centennials	66	23	35	8	292	314	54
Niagara Falls Thunder	66	23	39	4	278	355	50
Sault Ste. Marie Greyhounds	66	18	42	6	229	289	42
Windsor Spitfires	66	17	41	8	233	341	42

LEADING SCORERS

	GP	G	A	PTS	PIM
Keith Primeau, NF	65	57	70	127	97
Paul DiPietro, SBY	66	56	63	119	57
Mike Ricci, PBO	60	52	64	116	39
Owen Nolan, CORN	58	51	60	111	240
Darcy Cahill, SBY	58	38	71	109	73
Brett Seguin, OTT	63	28	80	108	30
Gilbert Dionne, KIT	64	48	57	105	85
Chris Taylor, LDN	66	45	60	105	85
Iain Fraser, OSH	56	40	65	105	75
Joey St. Aubin, KIT	66	36	68	104	102

PLAYOFF RESULTS

FIRST ROUND

Oshawa defeated Cornwall (4-2)
 Belleville defeated Kingston (4-3)
 Peterborough defeated Ottawa (4-0)
 Niagara Falls defeated London (4-2)
 Kitchener defeated North Bay (4-1)
 Owen Sound defeated Sudbury (4-3)

SEMI-FINALS

Oshawa defeated Peterborough (4-0)
 Kitchener defeated Niagara Falls (4-1)

CHAMPIONSHIP SERIES

Oshawa defeated Kitchener (4-3)

QUARTER-FINALS

Niagara Falls defeated Owen Sound (4-1)
 Peterborough defeated Belleville (4-0)

1988-89 REGULAR SEASON STANDINGS

	GP	W	L	T	GF	GA	PTS
LEYDEN DIVISION							
Peterborough Petes	66	42	22	2	302	235	86
Oshawa Generals	66	36	24	6	337	286	78
Toronto Marlboros	66	32	31	3	319	332	67
Cornwall Royals	66	31	30	5	350	308	67
Ottawa 67's	66	30	32	4	295	301	64
Belleville Bulls	66	27	35	4	292	322	58
Kingston Raiders	66	25	36	5	278	313	55

EMMS DIVISION							
Kitchener Rangers	66	41	19	6	318	251	88
Niagara Falls Thunder	66	41	23	2	410	319	84
London Knights	66	37	25	4	311	264	78
Guelph Platers	66	26	32	8	257	288	60
Windsor Spitfires	66	25	37	4	272	321	54
North Bay Centennials	66	24	36	6	282	334	54
Sudbury Wolves	66	23	36	7	262	334	53
Sault Ste. Marie Greyhounds	66	21	43	2	227	304	44

LEADING SCORERS

	GP	G	A	PTS	PIM
Bryan Fogarty, NF	60	47	108	155	88
Stan Drulia, NF	47	52	93	145	59
Andrew Cassels, OTT	56	37	97	134	66
Steve Maltais, CORN	58	53	70	123	67
Kevin Miehm, OSH	63	43	79	122	19
Tim Taylor, LDN	61	34	80	114	93
Rob Zamuner, GUE	66	46	65	111	38
Keith Osborne, NF	65	45	64	109	57
Jamie Leach, NF	58	45	62	107	47
Mike Ricci, PBO	60	54	52	106	43

PLAYOFF RESULTS

FIRST ROUND

Peterborough defeated Belleville (4-1)
 Ottawa defeated Oshawa (4-2)
 Cornwall defeated Toronto (4-2)
 London defeated Guelph (4-3)
 Niagara Falls defeated Windsor (4-0)
 North Bay defeated Kitchener (4-1)

SEMI-FINALS

Niagara Falls defeated London (4-3)
 Peterborough defeated Cornwall (4-2)

CHAMPIONSHIP SERIES

Peterborough defeated Niagara Falls (4-2)

QUARTER-FINALS

Cornwall defeated Ottawa (4-2)
 London defeated North Bay (4-3)

1987-88 REGULAR SEASON STANDINGS

	GP	W	L	T	GF	GA	PTS
LEYDEN DIVISION							
Peterborough Petes	66	44	17	5	325	212	93
Ottawa 67's	66	38	26	2	341	294	78
Cornwall Royals	66	35	24	7	333	255	77
Belleville Bulls	66	32	30	4	297	275	68
Oshawa Generals	66	32	31	3	278	288	67
Toronto Marlboros	66	26	39	1	292	348	53
Kingston Canadians	66	14	52	0	246	432	28

EMMS DIVISION							
Windsor Spitfires	66	50	14	2	396	215	102
London Knights	66	40	22	4	309	273	84
Hamilton Steelhawks	66	35	28	3	327	291	73
North Bay Centennials	66	31	30	5	284	257	67
Sault Ste. Marie Greyhounds	66	32	33	1	272	294	65
Kitchener Rangers	66	26	39	1	263	329	53
Guelph Platers	66	21	40	5	249	318	47
Sudbury Wolves	66	17	48	1	208	339	35

LEADING SCORERS	GP	G	A	PTS	PIM
Andrew Cassels, OTT	61	48	103	151	39
Len Soccio, NB	66	53	82	135	79
Kelly Cain, WSR	66	57	76	133	66
Sean Williams, OSH	65	58	65	123	38
Dave Rowbotham, OTT	65	43	79	122	20
Stan Drulia, HAM	65	52	69	121	44
Ron Goodall, LDN	62	63	56	119	18
Larry Mitchell, CORN	66	49	66	115	106
Mike Wolak, WSR	63	42	72	114	86
Dan Currie, SSM	57	50	59	109	53

PLAYOFF RESULTS

FIRST ROUND

Peterborough defeated Toronto (4-0)
 Ottawa defeated Oshawa (4-3)
 Cornwall defeated Belleville (4-2)
 Windsor defeated Kitchener (4-0)
 London defeated S.S. Marie (4-2)
 Hamilton defeated North Bay (4-0)

SEMI-FINALS

Peterborough defeated Ottawa (4-0)
 Windsor defeated Hamilton (4-0)

CHAMPIONSHIP SERIES

Windsor defeated Peterborough (4-0)

QUARTER-FINALS

Hamilton defeated London (4-2)
 Ottawa defeated Cornwall (4-1)

1986-87 REGULAR SEASON STANDINGS

	GP	W	L	T	GF	GA	PTS
LEYDEN DIVISION							
Oshawa Generals	66	49	14	3	322	201	101
Peterborough Petes	66	35	34	7	267	212	77
Ottawa 67's	66	33	28	5	310	280	71
Kingston Canadians	66	26	39	1	287	316	53
Belleville Bulls	66	26	39	1	292	347	53
Cornwall Royals	66	23	40	3	261	369	49
Toronto Marlboros	66	22	41	3	298	376	47

EMMS DIVISION							
North Bay Centennials	66	46	18	2	357	216	94
Hamilton Steelhawks	66	39	24	3	321	258	81
Windsor Spitfires	66	36	25	5	287	249	77
Kitchener Rangers	66	32	31	3	293	305	67
Sault Ste. Marie Greyhounds	66	31	31	4	301	299	66
Guelph Platers	66	29	35	2	275	281	60
London Knights	66	25	39	2	259	329	52
Sudbury Wolves	66	20	44	2	285	377	42

LEADING SCORERS

	GP	G	A	PTS	PIM
Scott McCrory, OSH	66	51	99	150	35
Dave McLwain, NB	60	46	73	119	35
Mike Richard, TOR	66	57	50	107	38
Derek King, OSH	57	53	53	106	74
Ron Goodall, KIT	66	52	53	105	17
Jean-Marc MacKenzie, LDN	63	49	56	105	20
Mario Chitaroni, SBY	63	54	48	102	164
Keith Gretzky, HAM	64	35	66	101	18
Adam Graves, WSR	66	45	55	100	70
Lee Giffn, OSH	48	31	69	100	46

PLAYOFF RESULTS

SUPER SERIES

Oshawa defeated North Bay (4-3)

SEMI-FINALS

Oshawa defeated Peterborough (4-2)

North Bay defeated Windsor (4-2)

FIRST ROUND

Ottawa defeated Cornwall (4-1)

Kingston defeated Belleville (4-2)

Hamilton defeated Guelph (4-1)

Windsor defeated S.S. Marie (4-0)

CHAMPIONSHIP SERIES

Oshawa defeated North Bay (4-3)

QUARTER-FINALS

North Bay defeated Kitchener (4-0)

Windsor defeated Hamilton (4-0)

Oshawa defeated Kingston (4-2)

Peterborough defeated Ottawa (4-2)

1985-86 REGULAR SEASON STANDINGS

	GP	W	L	T	GF	GA	PTS
LEYDEN DIVISION							
Peterborough Petes	66	45	19	2	298	190	92
Oshawa Generals	66	37	27	2	285	257	76
Belleville Bulls	66	37	27	2	305	268	76
Kingston Canadians	66	35	28	3	297	257	73
Cornwall Royals	66	28	36	2	307	356	58
Toronto Marlboros	66	22	41	3	297	345	47
Ottawa 67's	66	18	46	2	274	352	38

EMMS DIVISION							
North Bay Centennials	66	41	21	4	330	240	86
Guelph Platers	66	41	23	2	297	235	84
Kitchener Rangers	66	35	27	4	318	309	74
Windsor Compuware Spitfires	66	34	26	6	280	259	74
Sudbury Wolves	66	29	33	4	293	330	62
London Knights	66	28	33	5	271	292	61
Hamilton Steelhawks	66	26	36	4	268	306	56
Sault Ste. Marie Greyhounds	66	15	48	3	263	387	33

LEADING SCORERS	GP	G	A	PTS	PIM
Ray Sheppard, CORN	63	81	61	142	25
Scott McCrory, OSH	66	52	80	132	40
Jason Lafreniere, BELV	62	49	83	132	4
Ron Sanko, KIT	67	43	89	132	138
Shawn Burr, KIT	59	69	67	127	83
Jack MacKegian, TOR	66	53	59	112	64
Craig Duncanson, CORN	61	43	67	110	190
Gary McColgan, OSH	57	49	55	104	22
Mike Stapleton, CORN	56	39	65	104	74
Tim Armstrong, TOR	64	35	69	104	36

PLAYOFF RESULTS

FIRST ROUND

Peterborough defeated Toronto (8 points to 0)
 Belleville defeated Cornwall (9 points to 3)
 Kingston defeated Oshawa (8 points to 4)
 Guelph defeated Sudbury (8 points to 0)
 Windsor defeated Kitchener (8 points to 2)
 North Bay defeated London (9 points to 1)

SEMI-FINALS

Belleville defeated Peterborough (9 points to 7)
 Guelph defeated Windsor (8 points to 4)

CHAMPIONSHIP SERIES

Guelph defeated Belleville (8 points to 4)

ROUND ROBIN

Guelph 8 points, Windsor 4 points,
 North Bay 2 points
 Guelph and Windsor advance

Peterborough 4 points, Belleville 4 points,
 Kingston 2 points
 Peterborough and Belleville advance

1984-85 REGULAR SEASON STANDINGS

	GP	W	L	T	GF	GA	PTS
LEYDEN DIVISION							
Peterborough Petes	66	42	20	4	354	233	88
Belleville Bulls	66	42	24	0	390	278	84
Toronto Marlboras	66	35	28	3	315	302	73
Cornwall Royals	66	34	30	2	355	344	70
Oshawa Generals	66	32	32	2	271	259	66
Ottawa 67's	66	20	43	3	263	376	43
Kingston Canadians	66	18	47	1	239	380	37

EMMS DIVISION							
Sault Ste. Marie Greyhounds	66	54	11	1	381	215	109
London Knights	66	43	22	1	340	276	87
North Bay Centennials	66	34	28	4	289	254	72
Hamilton Steelhawks	66	29	35	2	313	296	60
Windsor Spitfires	66	28	35	3	267	301	59
Kitchener Rangers	66	27	35	4	282	319	58
Guelph Platers	66	21	40	5	230	332	47
Sudbury Wolves	66	17	46	3	224	348	37

LEADING SCORERS

	GP	G	A	PTS	PIM
Dave MacLean, BELV	63	64	90	154	41
Wayne Groulx, SSM	64	59	85	144	102
Steve Linesman, BELV	61	57	83	140	28
Graeme Bonar, SSM	66	66	71	137	93
Mark Teevens, PBO	65	43	90	133	70
Mike Millar, HAM	63	66	60	126	54
Scott Tottle, PBO	64	55	71	126	19
Dave Lowry, LDN	61	60	60	120	94
Don Biggs, OSH	60	48	69	117	105
Mike Bukowski, CORN	62	53	54	107	72

PLAYOFF RESULTS

FIRST ROUND

Peterborough defeated Ottawa (9 points to 1)
 Belleville defeated Oshawa (8 points to 2)
 Cornwall defeated Toronto (8 points to 2)
 S.S. Marie defeated Kitchener (8 points to 0)
 London defeated Windsor (8 points to 0)
 Hamilton defeated North Bay (9 points to 7)

SEMI-FINALS

Peterborough defeated Belleville (9 points to 1)
 S.S. Marie defeated Hamilton (9 points to 1)

CHAMPIONSHIP SERIES

S.S. Marie defeated Peterborough (9 points to 5)

QUARTER-FINALS

Belleville defeated Cornwall (6 points to 2)
 Hamilton defeated London (6 points to 2)

1983-84 REGULAR SEASON STANDINGS

	GP	W	L	T	GF	GA	PTS
LEYDEN DIVISION							
Ottawa 67's	70	50	18	2	347	223	102
Toronto Marlboros	70	45	24	1	392	317	91
Peterborough Petes	70	43	23	4	380	307	90
Oshawa Generals	70	37	32	1	315	297	75
Belleville Bulls	70	33	37	0	319	304	66
Cornwall Royals	70	33	37	0	348	375	66
Kingston Canadians	70	25	45	0	313	378	50

EMMS DIVISION							
Kitchener Rangers	70	52	16	2	418	276	106
Brantford Alexanders	70	39	28	3	303	235	81
Sault Ste. Marie Greyhounds	70	38	28	4	373	321	80
London Knights	70	32	37	1	288	319	65
North Bay Centennials	70	22	43	5	236	327	49
Windsor Spitfires	70	22	46	2	280	379	46
Guelph Platers	70	20	46	4	252	366	44
Sudbury Wolves	70	19	50	1	287	427	39

LEADING SCORERS

	GP	G	A	PTS	PIM
Tim Salmon, KGN	69	45	100	145	35
Wayne Presley, KIT	70	63	76	139	156
Wayne Groulx, SSM	70	59	78	137	48
Peter Zezel, TOR	68	47	86	133	31
David Gans, OSH	62	56	76	132	89
Kevin Conway, KGN	63	65	65	130	20
Doug Evans, PBO	61	45	79	124	98
Scott Morrison, LDN	70	47	73	120	30
Don McLaren, OTT	70	53	60	113	20
Scott Tottie, PBO	70	63	47	110	24

PLAYOFF RESULTS

FIRST ROUND

Peterborough defeated Cornwall (6 points to 0)
 Oshawa defeated Belleville (6 points to 0)
 S.S. Marie defeated Windsor (6 points to 0)
 London defeated North Bay (6 points to 2)

QUARTER-FINALS

Ottawa defeated Oshawa (8 points to 0)
 Toronto defeated Peterborough (8 points to 2)
 Kitchener defeated London (8 points to 0)
 S.S. Marie defeated Brantford (8 points to 4)

SEMI-FINALS

Ottawa defeated Toronto (8 points to 0)
 Kitchener defeated S.S. Marie (8 points to 6)

CHAMPIONSHIP SERIES

Ottawa defeated Kitchener (8 points to 2)

1982-83 REGULAR SEASON STANDINGS

	GP	W	L	T	GF	GA	PTS
LEYDEN DIVISION							
Ottawa 67's	70	46	21	3	395	278	95
Peterborough Petes	70	46	22	2	367	278	94
Oshawa Generals	70	45	22	3	380	255	93
Toronto Marlboros	70	36	29	5	325	311	75
Cornwall Royals	70	36	33	1	370	335	73
Belleville Bulls	70	34	36	0	342	332	68
Kingston Canadians	70	24	45	1	351	425	49

EMMS DIVISION							
Sault Ste. Marie Greyhounds	70	48	21	1	363	270	97
Kitchener Rangers	70	45	23	2	393	292	92
North Bay Centennials	70	44	23	3	352	285	91
Brantford Alexanders	70	34	33	3	275	282	71
London Knights	70	32	37	1	336	339	65
Windsor Spitfires	70	19	50	1	289	394	39
Sudbury Wolves	70	15	55	0	269	422	30
Guelph Platers	70	7	63	0	246	555	14

LEADING SCORERS

	GP	G	A	PTS	PIM
Doug Gilmour, CORN	68	70	107	177	62
Ron Handy, KGN	67	52	96	148	64
Dan Quinn, BELV	70	59	88	147	27
John Tucker, KIT	70	60	80	140	33
Ian MacInnis, CORN	68	59	74	133	29
Keith Knight, KGN	70	56	75	131	18
Wayne Groulx, SSM	67	44	86	130	54
Steve Driscoll, CORN	64	49	77	126	34
Kevin Conway, SSM	67	57	65	122	30
John Ollson, OTT	68	46	76	122	41

PLAYOFF RESULTS

FIRST ROUND

Oshawa defeated Belleville (7 points to 1)
 Cornwall defeated Toronto (7 points to 1)
 North Bay defeated Windsor (6 points to 0)
 Brantford defeated London (6 points to 0)

SEMI-FINALS

Oshawa defeated Ottawa (8 points to 2)
 S.S. Marie defeated Kitchener (8 points to 2)

CHAMPIONSHIP SERIES

Oshawa defeated S.S. Marie (9 points to 5)

QUARTER-FINALS

S.S. Marie defeated Brantford (8 points to 2)
 Kitchener defeated North Bay (8 points to 2)
 Ottawa defeated Cornwall (8 points to 0)
 Oshawa defeated Peterborough (8 points to 0)

1981-82 REGULAR SEASON STANDINGS

	GP	W	L	T	GF	GA	PTS
LEYDEN DIVISION							
Ottawa 67's	68	47	19	2	353	248	96
Oshawa Generals	68	40	26	2	335	296	82
Peterborough Petes	68	36	29	3	291	266	75
Toronto Marlboros	68	37	31	0	316	290	74
Kingston Canadians	68	29	34	5	302	316	63
Cornwall Royals	68	28	35	5	303	327	61
Belleville Bulls	68	24	42	2	280	326	50

EMMS DIVISION							
Kitchener Rangers	68	44	21	3	322	247	91
Sault Ste. Marie Greyhounds	68	40	25	3	274	243	83
London Knights	68	35	30	3	359	328	73
Niagara Falls Flyers	68	31	34	3	311	338	65
Brantford Alexanders	68	25	41	2	293	313	52
Windsor Spitfires	68	22	42	4	269	343	48
Sudbury Wolves	68	19	48	1	274	401	39

	GP	G	A	PTS	PIM
LEADING SCORERS					
Dave Simpson, LDN	68	67	88	155	18
Jeff Vaive, OTT	68	56	95	151	90
Moe Lemay, OTT	62	68	70	138	48
Tony Tanti, OSH	57	62	64	126	138
Mitch Lamoreaux, OSH	64	43	78	121	275
Doug Gilmour, CORN	67	46	73	119	42
Mario Simioni, TOR	68	58	60	118	88
Chris McCauley, LDN	66	47	67	114	117
Fred Perlini, TOR	68	47	64	111	75
Claude Loiselle, WSR	68	36	73	109	192

PLAYOFF RESULTS

FIRST ROUND

Peterborough defeated Kingston (6 points to 2)
 Toronto defeated Cornwall (6 points to 4)
 Brantford defeated London (6 points to 2)
 Windsor defeated Niagara Falls (6 points to 4)

QUARTER-FINALS

Kitchener defeated Windsor (8 points to 0)
 S.S. Marie defeated Brantford (8 points to 6)
 Oshawa defeated Peterborough (8 points to 2)
 Ottawa defeated Toronto (8 points to 2)

SEMI-FINALS

Kitchener defeated S.S. Marie (9 points to 3)
 Ottawa defeated Oshawa (8 points to 6)

CHAMPIONSHIP SERIES

Kitchener defeated Ottawa (9 points to 1)

1980-81 REGULAR SEASON STANDINGS

	GP	W	L	T	GF	GA	PTS
LEYDEN DIVISION							
Sault Ste. Marie Greyhounds	68	47	19	2	412	290	96
Ottawa 67's	68	45	20	3	360	264	93
Kingston Canadians	68	39	26	3	334	273	81
Oshawa Generals	68	35	30	3	321	352	73
Peterborough Petes	68	29	36	3	287	290	61
Sudbury Wolves	68	20	45	3	284	380	43
EMMS DIVISION							
Kitchener Rangers	68	34	33	1	321	320	69
Brantford Alexanders	68	34	34	0	350	354	68
Windsor Spitfires	68	33	33	2	322	337	68
Niagara Falls Flyers	68	30	36	2	354	359	62
Toronto Marlboros	68	31	37	0	298	336	62
London Knights	68	20	48	0	300	388	40

LEADING SCORERS	GP	G	A	PTS	PIM
John Goodwin, SSM	68	56	110	166	42
Ernie Godden, WSR	68	87	66	153	185
Bernie Nicholls, KGN	65	63	89	152	109
Tony Tanti, OSH	67	81	69	150	197
Steve Ludzik, NF	58	50	92	142	108
Scott Howson, KGN	66	57	83	140	53
Steve Larmer, NF	61	55	78	133	73
Steve Gatzos, SSM	68	78	50	128	114
Randy Cunneyworth, OTT	67	54	74	128	240
Doug Shedden, SSM	66	51	72	123	78

PLAYOFF RESULTS

DIVISION QUARTER-FINAL

Oshawa defeated Peterborough (3-2)
Niagara Falls defeated Toronto (3-2)

DIVISION SEMI-FINALS

Kingston defeated Ottawa (9 points to 5)
S.S. Marie defeated Oshawa (8 points to 4)
Windsor defeated Brantford (8 points to 4)
Kitchener defeated Niagara Falls (9 points to 5)

DIVISION FINALS

S.S. Marie defeated Kingston (9 points to 5)
Kitchener defeated Windsor (9 points to 1)

CHAMPIONSHIP SERIES

Kitchener defeated S.S. Marie (9 points to 3)

1979-80 REGULAR SEASON STANDINGS

	GP	W	L	T	GF	GA	PTS
LEYDEN DIVISION							
Peterborough Petes	68	47	20	1	316	238	95
Ottawa 67's	68	45	20	3	402	288	93
Oshawa Generals	68	42	26	0	329	275	84
Kingston Canadians	68	35	26	7	320	298	77
Sudbury Wolves	68	33	33	2	299	309	68
Sault Ste. Marie Greyhounds	68	22	45	1	281	379	45
EMMS DIVISION							
Windsor Spitfires	68	36	31	1	323	344	73
Toronto Marlboros	68	33	32	3	342	310	69
Brantford Alexanders	68	31	35	2	412	398	64
Niagara Falls Flyers	68	29	39	9	325	355	58
London Knights	68	26	38	4	328	334	56
Kitchener Rangers	68	17	51	0	276	425	34

	GP	G	A	PTS	PIM
LEADING SCORERS					
Jim Fox, OTT	52	65	101	166	30
Yvan Joly, OTT	67	66	93	159	47
Mike Bullard, BTFD	66	66	84	150	86
Sean Simpson, OTT	67	65	84	149	8
Kevin LaVallee, BTFD	65	65	70	135	50
Blair Barnes, WSR	66	63	67	130	98
Bob Crawford, OSH	68	61	68	129	48
Greg Terrion, BTFD	67	44	78	122	13
Wayne Thompson, LDN	68	47	74	121	34
Steve Ludzik, NF	67	43	76	119	102

PLAYOFF RESULTS

FIRST ROUND

Sudbury defeated Kingston (3-0)
Niagara Falls defeated London (3-2)

QUARTER-FINALS

Ottawa defeated Oshawa (4-3)
Peterborough defeated Sudbury (4-3)
Brantford defeated Toronto (4-0)
Windsor defeated Niagara Falls (4-1)

SEMI-FINALS

Peterborough defeated Ottawa (4-0)
Windsor defeated Brantford (4-3)

CHAMPIONSHIP SERIES

Peterborough defeated Windsor (4-0)

1978-79 REGULAR SEASON STANDINGS

	GP	W	L	T	GF	GA	PTS
LEYDEN DIVISION							
Peterborough Petes	68	46	19	3	341	245	95
Sudbury Wolves	68	40	27	1	397	361	81
Oshawa Generals	68	37	30	1	367	326	75
Ottawa 67's	68	30	38	0	319	344	60
Kingston Canadians	68	26	38	4	265	306	56
Sault Ste. Marie Greyhounds	68	26	42	0	317	415	52

EMMS DIVISION							
Niagara Falls Flyers	68	43	21	4	361	243	90
London Knights	68	37	29	2	310	287	76
Windsor Spitfires	68	32	35	1	323	322	65
Kitchener Rangers	68	29	35	4	316	356	62
Toronto Marlboros	68	27	40	1	308	351	55
Brantford Alexanders	68	23	42	2	281	349	49

LEADING SCORERS	GP	G	A	PTS	PIM
Mike Foligno, SBY	68	65	85	150	98
Tom McCarthy, DSH	63	69	75	144	98
Art Rutland, SSM	65	59	80	139	82
Brian Gualazzi, SSM	67	75	60	135	-
Paul Reinhart, KIT	66	51	78	129	57
John Goodwin, SSM	68	43	86	129	20
Dave MacQueen, SBY	65	60	66	126	-
Gary Dillon, TOR	59	57	63	120	42
Sean Simpson, OTT	59	42	76	118	12
Blair Barnes, WSR	67	42	76	118	195

PLAYOFF RESULTS

FIRST ROUND

Kitchener defeated Toronto (6 points to 0)
Kingston defeated Ottawa (6 points to 2)

QUARTER FINALS

Sudbury defeated Oshawa (8 points to 2)
London defeated Windsor (9 game series)
- Series protested both move on to round robin
Niagara Falls defeated Kitchener (8 points to 6)
Peterborough defeated Kingston (9 points to 5)

ROUND ROBIN

Niagara Falls defeated Windsor and London in round robin

SEMI-FINAL

Peterborough defeated Sudbury (8 points to 2)

CHAMPIONSHIP SERIES

Peterborough defeated Niagara Falls (8 points to 6)

1977-78 REGULAR SEASON STANDINGS

LEYDEN DIVISION	GP	W	L	T	GF	GA	PTS
Ottawa 67's	68	43	18	7	405	308	93
Peterborough Petes	68	37	18	13	327	273	87
Oshawa Generals	68	30	26	12	320	289	72
Kingston Canadians	68	27	32	9	288	323	63
Sault Ste. Marie Greyhounds	68	26	32	10	330	346	62
Sudbury Wolves	68	16	42	10	255	377	42

EMMS DIVISION	GP	W	L	T	GF	GA	PTS
London Knights	68	35	22	11	333	251	81
Windsor Spitfires	68	36	24	8	338	289	80
Hamilton Fincups	68	31	23	14	273	223	76
Kitchener Rangers	68	26	34	8	270	303	60
Toronto Marlboros	68	24	36	8	263	341	56
Niagara Falls Flyers	68	17	41	10	261	340	44

LEADING SCORERS	GP	G	A	PTS	PIM
Bobby Smith, OTT	61	69	123	192	44
Wayne Gretzky, SSM	64	70	112	182	14
Dino Ciccarelli, LDN	68	72	70	142	42
Keith Acton, PBO	68	42	86	128	52
Jim Fox, OTT	59	44	83	127	12
Gerry Leroux, WSR	68	57	66	123	85
Dan Lucas, SSM	61	50	67	117	90
Jim MacRae, LDN	68	50	62	112	58
Don Maloney, KIT	62	30	74	104	143

PLAYOFF RESULTS

FIRST ROUND

Kitchener defeated Toronto (6 points to 4)
S.S. Marie defeated Kingston (6 points to 4)

QUARTER-FINALS

Peterborough defeated Oshawa (9 points to 3)
Hamilton defeated Windsor (9 points to 3)
Ottawa defeated S.S. Marie (9 points to 7)
London defeated Kitchener (8 points to 0)

SEMI-FINALS

Hamilton defeated London (9 points to 5)
Peterborough defeated Ottawa (9 points to 7)

CHAMPIONSHIP SERIES

Peterborough defeated Hamilton (8 points to 6)

1976-77 REGULAR SEASON STANDINGS

LEYDEN DIVISION	GP	W	L	T	GF	GA	PTS
Ottawa 67's	68	38	23	5	348	288	81
Sudbury Wolves	68	38	24	4	385	290	80
Kingston Canadians	68	32	24	10	295	259	74
Peterborough Petes	68	31	28	7	307	309	69
Sault Ste. Marie Greyhounds	68	20	41	5	261	375	45
Oshawa Generals	68	5	57	4	216	444	14

EMMS DIVISION	GP	W	L	T	GF	GA	PTS
St. Catharines Fincups	68	50	11	5	438	242	105
London Knights	68	51	13	2	379	203	104
Toronto Marlboros	68	31	2	12	335	286	74
Kitchener Rangers	68	26	32	8	320	280	60
Windsor Spitfires	68	21	37	8	294	386	50
Niagara Falls Flyers	68	15	45	6	254	370	36

LEADING SCORERS	GP	G	A	PTS	PIM
Dwight Foster, KIT	64	60	83	143	88
Dale McCourt, STC	66	60	79	139	19
Bobby Smith, OTT	64	65	70	135	52
Tony McKegney, KGN	66	58	77	135	30
Ken Linseman, KGN	63	53	74	127	210
Keith Acton, PBO	65	52	69	121	93
John Anderson, TOR	64	57	62	119	42
Mike Keating, STC	65	51	61	112	96
Ron Mason, PBO	62	53	58	111	33
Rick Seiling, STC	62	50	61	111	103

PLAYOFF RESULTS

FIRST ROUND

S.S. Marie defeated Peterborough (3-1)
Windsor defeated Kitchener (3-0)

QUARTER-FINALS

Ottawa defeated S. S. Marie (4-0, 1 tie)
Kingston defeated Sudbury (4-1, 1 tie)

St. Catharines defeated Windsor (4-2)
London defeated Toronto (4-1, 1 tie)

SEMI-FINALS

Ottawa defeated Kingston (4-3, 1 tie)
London defeated St. Catharines (4-3, 1 tie)

CHAMPIONSHIP SERIES

Ottawa defeated London (4-2)

1975-76 REGULAR SEASON STANDINGS

LEYDEN DIVISION	GP	W	L	T	GF	GA	PTS
Sudbury Wolves	66	47	11	8	384	224	102
Ottawa 67's	66	34	23	9	331	291	77
Kingston Canadians	66	33	24	9	357	316	75
Oshawa Generals	66	31	27	8	312	299	70
Sault Ste. Marie Greyhounds	66	27	26	13	341	319	67
Peterborough Petes	66	18	37	11	204	284	47

EMMS DIVISION	GP	W	L	T	GF	GA	PTS
Hamilton Fincups	66	43	15	8	379	232	94
London Knights	66	31	26	9	317	256	71
Toronto Marlboros	66	26	30	10	278	294	62
Kitchener Rangers	66	26	35	5	298	384	57
St. Catharines Black Hawks	66	16	40	10	283	366	42
Windsor Spitfires	66	12	50	4	251	470	28

LEADING SCORERS	GP	G	A	PTS	PIM
Mike Kaszycki, SSM	66	51	119	170	38
Peter Lee, OTT	66	81	80	161	59
Paul Gardner, OSH	65	69	75	144	75
Dale McCourt, HAM	66	55	84	139	19
John Tavella, SSM	64	67	70	137	58
Rod Schutt, SBY	63	72	63	135	42
Ron Duguay, SBY	61	42	92	134	101
Vern Stenlund, LDN	64	44	75	119	24
Larry Skinner, OTT	59	37	78	115	8
Ken Linseman, KGN	65	61	51	112	92

PLAYOFF RESULTS

FIRST ROUND

S.S. Marie defeated Oshawa (6 points to 4)
 Kitchener defeated St. Catharines (6 points to 2)

SEMI-FINALS

Sudbury defeated Ottawa (8 points to 2)
 Hamilton defeated Toronto (9 points to 1)

QUARTER-FINALS

Sudbury defeated S.S. Marie (9 points to 5)
 Hamilton defeated Kitchener (8 points to 0)
 Ottawa defeated Kingston (9 points to 5)
 Toronto defeated London (8 points to 2)

CHAMPIONSHIP SERIES

Hamilton defeated Sudbury (8 points to 2)

1974-75 REGULAR SEASON STANDINGS

	GP	W	L	T	GF	GA	PTS
Toronto Marlboros	70	48	13	9	469	303	105
Peterborough Petes	70	37	20	13	311	254	87
Hamilton Fincups	70	37	24	9	337	271	83
Ottawa 67's	70	33	30	7	379	382	73
Sudbury Wolves	70	31	29	10	324	289	72
St. Catharines Black Hawks	70	30	33	7	284	300	67
Oshawa Generals	70	28	33	9	288	306	65
Kingston Canadians	70	25	35	10	297	345	60
London Knights	70	26	37	7	296	368	59
Sault Ste. Marie Greyhounds	70	25	36	9	312	367	59
Kitchener Rangers	70	17	47	6	239	351	40

LEADING SCORERS	GP	G	A	PTS	PIM
Bruce Boudreau, TOR	69	68	97	165	52
Tim Young, OTT	70	56	107	163	127
Denis Maruk, LDN	65	66	79	145	53
John Tonelli, TOR	70	49	86	135	85
Doug Jarvis, PBO	69	45	88	133	38
Mark Napier, TOR	61	66	64	130	106
Peter Lee, OTT	70	68	58	126	82
Dale McCourt, HAM	69	53	73	126	57
Cary Farelli, SSM	69	56	65	121	35
Paul Woods, SSM	62	37	84	121	116

TEAM RECORDS

Ontario Hockey League records have been fully compiled since the 1975-76 season which coincided with the establishment of the League office. Detailed records from before that time are not available and as a result, only certain team and individual records were available from final statistic releases and are acknowledged in the OHL Record Book.

SEASON

Best Winning Percentage, One Season

- .882 London Knights 2004-05 (59-7-2-0; 120 points in 68 games)
- .853 Barrie Colts 2009-10 (57-9-0-2; 116 points in 68 games)
- .846 Windsor Spitfires 2008-09 (57-10-0-1; 115 points in 68 games)
- .826 Sault Ste. Marie Greyhounds 1984-85 (54-11-1; 109 points in 66 games)
- .818 Toronto Marlboros 1972-73 (47-7-9; 103 points in 63 games)

Most Points, One Season

- 120 London Knights 2004-05 (59-7-2-0 in 68 games)
- 116 Barrie Colts 2009-10 (57-9-0-2 in 68 games)
- 115 Windsor Spitfires 2008-09 (57-10-0-1 in 68 games)
- 110 London Knights 2003-04 (53-11-2-2 in 68 games), Kitchener Rangers 2007-08 (53-11-1-3 in 68 games), Sault Ste. Marie Greyhounds (2014-15 in 68 games)
- 109 Sault Ste. Marie Greyhounds 1984-85 (54-11-1 in 66 games)

Fewest Points, One Season

- 9 London Knights 1995-96 (3-60-3 in 66 games)
- 11 Mississauga IceDogs 1998-99 (4-61-3 in 68 games)

Most Wins, One Season

- 59 London Knights 2004-05 (68 games)
- 57 Windsor Spitfires 2008-09 (68 games); Barrie Colts 2009-10 (68 games)
- 54 Sault Ste. Marie Greyhounds 1984-85 (66 games) and 2014-15 (68 games)
- 53 London Knights 2003-04 (68 games); Kitchener Rangers 2007-08 (68 games); St. Michael's Majors 2010-11 (68 games)
- 52 Kitchener Rangers 1983-84 (70 games), Guelph Storm 2013-14 (68 games), Erie Otters 2013-14 (68 games)

Fewest Wins, One Season

- 3 Mississauga IceDogs 2000-01 (68 games); London Knights 1995-96 (66 games)
- 4 Guelph Storm 1991-92 (66 games); Mississauga IceDogs 1998-99 (68 games)

Most Losses, One Season

- 63 Guelph Platers 1982-83 (70 games)
- 61 Mississauga IceDogs 1998-99 (68 games)
- 60 London Knights 1995-96 (66 games)

Fewest Losses, One Season

- 7 London Knights 2004-05 (68 games)
- 7 Toronto Marlboros 1972-73 (63 games)

Most Ties, One Season (no overtime)

- 14 Hamilton Fincups 1977-78 (68 games), Peterborough Petes 1973-74 (70 games)

Most Ties, One Season (with overtime)

- 13 Sarnia Sting 1997-98 (66 games)
- 12 Belleville Bulls 1991-92 (66 games); Plymouth Whalers 2001-02 (68 games); Barrie Colts 2003-04 (68 games)

Fewest Ties, One Season (with overtime)

- 0 17 times since 1978-79

Fewest Ties, One Season (no overtime)

- 2 London Knights 1976-77 (66 games)

Most Home Wins, One Season

- 33 Sault Ste. Marie Greyhounds 1984-85 (66 games)
- 31 Oshawa Generals 1979-80 (68 games), Kitchener Rangers 1983-84 (70 games), Ottawa 67's 1982-83 (70 games), Windsor Spitfires 2008-09 (68 games); Sault Ste. Marie Greyhounds 2014-15 (68 games)

Most Road Wins, One Season

- 28 London Knights 2004-05 (68 games)
- 27 Barrie Colts 2009-10 (68 games)
- 26 Windsor Spitfires 2008-09 (68 games)
- 25 Kitchener Rangers 2007-08 (68 games)
- 24 Ottawa 67's 1998-99 (68 games); Guelph Storm 2003-04 (68 games); London Knights 2011-12 (68 games)
- 23 London Knights 1976-77 (66 games); Windsor Spitfires 1987-88 (66 games); Ottawa 67's 1983-84 (70 games) and 1996-97 (66 games); Plymouth Whalers 1998-99 (68 games); Kitchener Rangers 2002-03 (68 games); London Knights 2003-04 (68 games); Guelph Storm 2013-14 (68 games)

Most Home Losses, One Season

- 30 Guelph Platers 1982-83 (70 games)
- 29 London Knights 1995-96 (66 games); Mississauga IceDogs 1998-99 (68 games)

Most Road Losses, One Season

- 33 Guelph Platers 1982-83 (70 games)
- 32 Mississauga IceDogs 1998-99 (68 games); Mississauga IceDogs 2000-01 (68 games)

Most Home Ties, One Season

- 10 Guelph Storm 1991-92 (66 games)
- 9 Hamilton Fincups 1977-78 (68 games)

Most Road Ties, One Season

- 10 Peterborough Petes 1977-78 (68 games)

Fewest Home Wins, One Season

- 2 Mississauga IceDogs 2000-01 (68 games); 1998-99 (68 games); London Knights 1995-96 (66 games)
- 3 Guelph Storm 1991-92 (66 games)

Fewest Road Wins, One Season

- 0 Newmarket Royals 1993-94 (66 games)
- 1 Mississauga IceDogs 2000-01 (68 games); Oshawa Generals 1976-77 (66 games), Guelph Storm 1991-92 (66 games), London Knights 1995-96 (66 games)

Fewest Home Losses, One Season

- 0 Sault Ste. Marie Greyhounds 1984-85 (66 games)
- 1 London Knights 2004-05 (68 games)
- 2 Ottawa 67's 1977-78 (68 games); St. Catharines Fincups 1976-77 (66 games); Guelph Storm 1994-95 (66 games); Barrie Colts 1998-99 (68 games)

Fewest Road Losses, One Season

- 6 London Knights 2004-05 (68 games)
- 7 Ottawa 67's 1998-99 (68 games); Oshawa Generals 1990-91 (66 games); Windsor Spitfires 2008-09 (68 games); Barrie Colts 2009-10 (68 games)
- 8 Sudbury Wolves 1975-76 (66 games); Peterborough Petes 1987-88 (66 games); Guelph Storm 1995-96 (66 games); Plymouth Whalers 2002-03 (68 games); Guelph Storm 2003-04 (68 games); London Knights 2003-04 (68 games)

Longest Winning Streak (Games)

- 25 Kitchener Rangers, Jan. 11, 1984 through March 16, 1984
- 24 London Knights, Nov. 2, 2012 through Dec. 31, 2012
- 22 Barrie Colts, Oct. 24, 2009 through December 29, 2009
- 18 London Knights, Oct. 23, 2004 through Dec. 8, 2004
- 17 Plymouth Whalers, February 4, 2000 through March 12, 2000

Longest Home Winning Streak (Games)

- 33 Sault Ste. Marie Greyhounds 1984-85 season (33-0-0)
- 20 St. Catharines Fincups, Sept. 24, 1976 through Jan. 18, 1977
- 19 Erie Otters, Oct. 5, 2013 to Dec. 31, 2013

Longest Road Winning Streak (Games)

- 15 London Knights, Sept. 23, 2004 through Dec. 29, 2004
- 13 Barrie Colts, Oct. 16, 2009 through Dec. 29, 2009
- 11 Kitchener Rangers, Jan. 11 1984 through March 6, 1984
- 9 S.S. Marie Greyhounds, Oct. 24, 1980 through Dec. 3, 1980; Peterborough Petes, Jan. 28, 1992 through March 3, 1992.

Longest Undefeated Streak (Games)

- 31 London Knights, Sept. 23, 2004 through December 12, 2004 (29-0-1-0)
- 25 Kitchener Rangers, Jan. 11, 1984 through March 16, 1984 (25-0-0)
- 24 Oshawa Generals, Oct. 24, 1982 through Dec. 17, 1982 (22-0-2); London Knights, Nov. 2, 2012 through Dec. 31, 2012 (24-0-0)

Longest Home Undefeated Streak (Games)

- 33 Sault Ste. Marie Greyhounds 1984-85 season (33-0-0)
- 31 Barrie Colts, Sept. 27, 1998 through Mar. 7, 1999 (28-0-3)
- 23 London Knights, Nov. 5, 1976 through Feb.27, 1977 (21-0-2)

Longest Road Undefeated Streak (Games)

- 15 London Knights, Sept. 23, 2004 through Dec. 29, 2004 (15-0-0-0)
- 12 Oshawa Generals, Oct. 27, 1982 through Dec. 28, 1982 (10-0-2)

Longest Losing Streak (Games)

- 28 Kingston Canadians, Jan. 19, 1988 through March 18, 1988
- 25 Guelph Platers, Jan. 14, 1983 through March 13, 1983

Longest Home Losing Streak (Games)

- 18 London Knights, Sept. 22, 1995 through Dec. 10, 1995
- 12 Guelph Platers, Jan. 14, 1983 through March 11, 1983; Mississauga IceDogs, Feb. 5, 1999 through March 17, 1999

Longest Road Losing Streak (Games)

- 29 Newmarket Royals, Oct. 1, 1993 through March 8, 1994
- 27 Mississauga IceDogs, Sept. 25, 1998 through Feb. 27, 1999
- 23 Detroit Compuware Ambassadors, Oct. 26, 1990 through Feb. 12, 1991

Longest Winless Streak (Games)

- 34 Mississauga IceDogs, Nov. 1, 1998 through Jan. 24, 1999 (31 losses, 3 ties)
- 33 London Knights, Sept. 21, 1995 through Dec. 21, 1995 (31 losses, 2 ties)
- 32 Mississauga IceDogs, January 5, 2001 through March 23, 2001 (31 losses, 1 tie)
- 28 Kingston Canadians, Jan. 19, 1988 through March 18, 1988 (28 losses)

Longest Home Winless Streak (Games)

- 20 Mississauga IceDogs, Nov. 1, 1998 through Jan. 24, 1999 (17 losses, 3 ties)
- 19 London Knights, Sept. 22, 1995 through Dec. 15, 1995 (18 losses, 1 tie)
- 16 Mississauga IceDogs, Oct. 6, 2000 through Dec. 20, 2000 (12 losses, 4 ties)
- 13 Guelph Storm, Sept. 19, 1991 through Nov. 22, 1991 (8 losses, 5 ties)

Longest Road Winless Streak (Games)

- 33 Newmarket Royals, Sept. 23, 1993 through March 18, 1994 (31 losses, 2 ties)
- 31 Mississauga IceDogs, Oct. 20, 2000 through March 23, 2001 (30 losses, 1 tie)
- 27 Mississauga IceDogs, Sept. 25, 1998 through Feb. 27, 1999 (27 losses)
- 23 Detroit Compuware Ambassadors, Oct. 26, 1990 through Feb. 12, 1991

Most Shutouts

- 13 London Knights 2004-05 (68 games)
- 12 Niagara IceDogs 2011-12 (68 games)
- 11 Erie Otters 2013-14 (68 games)

Most Goals

- 469 Toronto Marlboros 1974-75 (70 games)
- 438 St. Catharines Fincups (66 games)
- 418 Kitchener Rangers 1983-84 (70 games)

Fewest Goals

- 145 Mississauga IceDogs 1998-99 (68 games)
- 149 Sudbury Wolves 2014-15 (68 games)
- 150 Saginaw Spirit 2004-05 (68 games)

Most Goals Against

- 555 Guelph Platers 1982-83 (70 games)
- 470 Windsor Spitfires 1975-76 (66 games)

Fewest Goals Against

- 125 London Knights 2004-05 (68 games)
- 147 London Knights 2003-04 (68 games)
- 157 Oshawa Generals 2014-15 (68 games)
- 162 Plymouth Whalers 1998-99 (68 games); Plymouth Whalers 2000-01 (68 games)

Most Goals, Both Teams, One Game (since 1976-77)

- 22 Jan 21, 1977, Peterborough 6 at Sault Ste. Marie 16; Jan. 11, 1980, Ottawa 16 at Brantford 6

Most Goals, One Team, One Game (since 1976-77)

- 16 Jan 21, 1977, Peterborough 6 at Sault Ste. Marie 16; Dec. 17, 1978, Peterborough 16 at Sault Ste. Marie 5; Jan. 11, 1980, Ottawa 16 at Brantford 2

Fewest Goals, Both Teams, One Game

- 0 Dec. 10, 2004 Guelph 0 at London 0
- Feb. 25, 1999 Oshawa 0 at Peterborough 0
- Feb. 26, 1994 Kingston 0 at Ottawa 0
- Nov. 25, 1984, Sudbury 0 at North Bay 0

Highest Single Game Attendance

- 20,081 Dec. 20, 2004 Corel Centre, Ottawa vs. Kingston
- 19,875 Feb. 5, 1995 Joe Louis Arena, Detroit vs. Windsor
- 18,838 Feb. 23, 1969 Montreal Forum, Montreal vs. Oshawa
- 18,264 Feb. 11, 1996 The Palace at Auburn Hills, Detroit vs. Windsor

Highest Total Season Attendance, One Team, One Season

- 314,041 Ottawa 67's, 2004-05 (34 home games)
- 309,761 Ottawa 67's, 2001-02 (34 home games)
- 309,070 London Knights 2005-06 (34 home games)
- 307,296 London Knights, 2004-05 (34 home games)
- 307,256 London Knights, 2006-07 (34 home games)

INDIVIDUAL RECORDS

CAREER

Most Goals, Career

- 215 John Tavares, Oshawa/London, 2005-06 through 2008-09
- 213 Peter Lee, Ottawa, 1971-72 through 1975-76
- 198 Stan Drulia, Niagara Falls/Hamilton/Belleville, 1984-85 through 1988-89

Most Assists, Career

- 318 Bill Bowler, Windsor, 1991-92 through 1994-95
- 303 Brett Seguin, Ottawa, 1988-89 through 1991-92
- 290 Wayne Groulx, Sault Ste. Marie, 1981-82 through 1984-85

Most Points, Career

- 479 Stan Drulia, Niagara Falls/Hamilton/Belleville, 1984-85 through 1988-89
- 477 Dale McCourt, Sudbury/Hamilton, 1972-73 through 1976-77
- 477 Wayne Groulx, Sault Ste. Marie, 1981-82 through 1984-85

Most Games Played, Career

- 337 Cory Tanaka, Plymouth/Belleville, 2004-05 through 2008-09; Kristoff Kontos, Sudbury/Mississauga/Saginaw 2009-14
- 333 Garrett Hooley, Sarnia/Belleville/Barrie, 2010-11 through 2014-15; Charles Sarault, Kingston/Sarnia, 2008-09 through 2012-13
- 331 Cody Lindsay, Ottawa, 2006-2011; Thomas Nesbitt, Ottawa, 2006-2011
- 330 Zack Torquato, Saginaw/Erie, 2005-2010

Most Consecutive Games Played

- 272 Bobby Chaumont, Sudbury 2001-02 through 2004-05
- 266 Mike Olivier, Kingston 1995-96 through 1998-99
- 264 Willie Skilliter, Owen Sound 1991-92 through 1994-95

Season

Most Goals, One Season

- 87 Ernie Godden, Windsor, 1980-81 (68 games)
- 81 Peter Lee, Ottawa, 1975-76 (66 games); Tony Tanti, Oshawa, 1980-81 (68 games); Ray Sheppard, Cornwall, 1985-86 (66 games)

Most Assists, One Season

- 123 Bob Smith, Ottawa, 1977-78 (68 games)
- 119 Mike Kaszycki, Sault Ste. Marie, 1975-76 (66 games)

Most Points, One Season

- 192 Bob Smith, Ottawa, 1977-78 (68 games)
- 182 Wayne Gretzky, Sault Ste. Marie, 1977-78 (68 games)
- 177 Doug Gilmour, Cornwall, 1982-83 (70 games)

Most Goals, by a Defenceman, One Season

- 47 Bryan Fogarty, Niagara Falls, 1988-89 (66 games)
- 38 Bobby Orr, Oshawa, 1965-66 (48 games)
- 38 Chris Allen, Kingston, 1997-98 (66 games); Allan MacInnis, Kitchener, 1982-83 (70 games)

Most Assists, by a Defenceman, One Season

- 108 Bryan Fogarty, Niagara Falls, 1988-89 (66 games)
- 96 Doug Crossman, Ottawa, 1979-80 (68 games)

Most Points, by a Defenceman, One Season

- 155 Bryan Fogarty, Niagara Falls, 1988-89 (66 games)
- 123 Denis Potvin, Ottawa, 1972-73 (63 games)

Most Goals, by a Rookie, One Season

- 81 Tony Tanti, Oshawa, 1980-81 (68 games)
- 70 Wayne Gretzky, Sault Ste. Marie, 1977-78 (68 games)

Most Assists, by a Rookie, One Season

- 112 Wayne Gretzky, Sault Ste. Marie, 1977-78 (68 games)
- 86 John Goodwin, Sault Ste. Marie, 1978-79 (68 games)
- 70 John Tavella, Sault Ste. Marie, 1975-76 (66 games)

Most Points, by a Rookie, One Season

- 182 Wayne Gretzky, Sault Ste. Marie, 1977-78 (68 games)
- 150 Tony Tanti, Oshawa, 1980-81 (68 games)

Most Power-Play Goals, One Season

- 37 Tony Tanti, Oshawa, 1980-81 (68 games)
- 32 John Tavella, Sault Ste. Marie, 1975-76 (66 games)

Most Shorthand Goals, One Season

- 12 Keith Osborne, Niagara Falls, 1988-89 (66 games)
- 11 David Bruce, Kitchener, 1982-83 (70 games); Cameron Mann, Peterborough, 1995-96 (66 games); Matt Foy, Ottawa, 2002-03 (68)

Most Game Winning Goals, One Season

- 16 Eric Lindros, Oshawa, 1990-91 (66 games)
- 14 Jim Fox, Ottawa, 1979-80 (68 games)

Best Goals Against Average, One Season

- 1.70 Gerald Coleman, London, 2004-05
- 1.99 Mark Visentin, Niagara, 2011-12
- 2.06 Ryan MacDonald, London, 2003-04
- 2.08 Robert Holsinger, Plymouth, 1998-99; Ken Appleby, Oshawa, 2014-15

Most Wins, One Season

- 46 Andrew Engelage, Windsor 2008-09, Michael Houser, London 2011-12
- 45 Steve Mason, London, 2006-07
- 44 Adam Dennis, London, 2005-06

Most Shutouts, One Season

- 10 Mark Visentin, Niagara, 2011-12
- 9 Don Lockhart, Toronto, 1949-50
- 8 Len Broderick, Toronto, 1956-57; Gerald Coleman, London, 2004-05
- 7 Dan Turple, Kitchener, 2005-06; Thomas McCollum, Guelph/Brampton, 2008-09

Longest Consecutive Point Scoring Streak (Games)

- 55 Doug Gilmour, Cornwall, Oct. 19, 1982 through Feb. 27, 1983
- 52 Jim Fox, Ottawa, Sept. 20, 1979 through March 14, 1980

Longest Consecutive Goal Scoring Streak (Games)

- 19 Mike Ricci, Peterborough, Oct. 27, 1988 through Dec. 11, 1988
- 18 Brian Dobbin, London, Nov. 16, 1984 through Jan. 6, 1985

Longest Consecutive Assist Scoring Streak (Games)

- 26 Lee Giffin, Oshawa, Nov. 30, 1986 through March 15, 1987
- 23 Jim Fox, Ottawa, Dec. 14, 1979 through March 14, 1980

SINGLE GAME

Most Goals, One Game

- 6 Dave Staffen, Ottawa (1973-74); Tim Young, Ottawa (1974-75); Paul Mancini, Sault Ste. Marie (1977-78); Tony Tanti, Oshawa (1980-81); Mario Simioni, Toronto (1982-83); Garry Lacey, Toronto (1983-84); Kevin Conway, Kingston (1983-84); Steve Thomas, Toronto (1983-84); Jack MacKeigan, Toronto (1985-86); Colin Miller, Niagara Falls (1988-89)

Most Assists, One Game

- 9 Mike Kaszycki, Sault Ste. Marie, March 11, 1976 vs. Kitchener
- 7 Ten times

Most Points, One Game

- 11 Mike Kaszycki, Sault Ste. Marie, March 11, 1976 vs. Kitchener, 2 goals, 9 assists)
- 10 Steve Thomas, Toronto, March 11/84 vs. Kingston (6G, 4A); Darren Colbourne, Cornwall, Oct. 29/87 vs. Toronto (4G, 6A)

Most Goals, by a Defenceman, One Game

- 5 Allan MacInnis, Kitchener, March 13, 1983 vs. Guelph

Most Assists, by a Defenceman, One Game

- 7 Mike O'Connell, Kingston, 1974-75
- 6 Bryan Fogarty, Niagara Falls, Jan. 12, 1989 at North Bay; Jason Gladney, Kitchener, Oct. 29, 1993 vs. Detroit

Most Points, by a Defenceman, One Game

- 8 Bryan Fogarty, twice, Nov. 11, 88 at Sudbury (3 goals, 5 assists) and Jan. 12, 89 at North Bay (2 goals, 6 assists); Andre Benoit, Kitchener, September 19 vs. Plymouth (4 goals, 4 assists)

Most Goals, by a Rookie, One Game

- 6 Tony Tanti, Oshawa, Jan. 18, 1981 vs. Kitchener; Colin Miller, Niagara Falls, Oct. 13, 1988 vs. North Bay

Most Points, by a Rookie, One Game

- 8 Dave Simpson, London, Nov. 30/79 vs. Brantford; Tony Tanti, Oshawa, Jan. 18/81 vs. Kit; Mike Wolak, Kitchener, Dec. 13/85 vs. Sby

Most Power-play Goals, One Game

- 5 Bobby Smith, Ottawa, Oct. 2, 1977 vs. Niagara Falls

Most Shorthand Goals, One Game

- 3 Mike Hoffman, Brantford, Dec. 26, 1982 vs. Guelph; David Bruce, Kitchener, Jan. 6, 1984 vs. Cornwall

Longest Shootout Game

- 38 Dec. 2, 2012, London 4 vs Mississauga 3; winner by Seth Griffith vs. Spencer Martin
- 28 Nov. 15, 2008, Windsor 4 at Saginaw 3 (Windsor 2-1); winner by Ron Soucie vs. Edward Pasquale
- 22 Oct. 15, 2006, Kitchener 4 at London 5 (London 2-1); winner by Adam Hasani vs. John Murray
- 22 Mar. 8, 2007, Kingston 2 at Brampton 3 (Brampton 2-1); winner by Jason Dale vs. Darryl Borden
- 20 Jan. 27, 2006, Toronto St. Michael's 7 at Kingston 6 (Toronto 2-1); winner by Justin DiBenedetto vs. Dan Taylor

PERIOD**Fastest Goal, Start of the Game**

- 0:05 Paul Gardner, Oshawa, Feb. 13, 1976 vs. Kitchener; Dave MacQueen, Sudbury, Oct. 20, 1978 vs. Peterborough

Fastest Goal, Start of Period

- 0:04 Doug Synishin, London, Nov. 3, 1989 vs. Niagara Falls, 2nd period

Fastest Two Goals, by One Player

- 0:03 Tyler Ertel, North Bay, Jan. 8, 1989 vs. Sudbury, 3rd period at 19:35 and 19:38

Fastest Three Goals, by One Player

- 0:24 Tom McDonell, Ottawa, Dec. 10, 1976 vs. Sudbury, 2nd period at 13:02, 13:12 and 13:26

HAMILTON SPECTATOR TROPHY

The Hamilton Spectator Trophy is awarded to the team that finishes the regular season first overall in the Ontario Hockey League. The trophy was presented to the Ontario Hockey Association by the Hamilton Spectator in the 1957-58 season.

The St. Catharines Tee Pees were the first recipients of the trophy in 1957-58 and 1958-59. Since its inception, the Peterborough Petes and Kitchener Rangers have won the trophy seven times, more than any other team in the League. The London Knights have won it six times while the Toronto Marlboros have won the trophy five times. The Guelph Storm and Sault Ste. Marie Greyhounds have both won it four times while London became the first team to ever win the Hamilton Spectator Trophy in four consecutive seasons from 2003-04 to 2006-07.

The winner of the Hamilton Spectator Trophy has gone on to win the OHL championship 23 times and the Memorial Cup 11 times.


SEASON	WINNER	GP	W	L	T	OTL	SL	PTS
1957-58	St. Catharines Tee Pees	52	32	14	6	-	-	70
1958-59	St. Catharines Tee Pees	54	40	11	3	-	-	83
1959-60	Toronto Marlboros	48	28	17	3	-	-	59
1960-61	Guelph Royals	48	30	9	9	-	-	69
1961-62	Montreal Jr. Canadiens	50	34	11	5	-	-	73
1962-63	Niagara Falls Flyers	50	31	12	7	-	-	69
1963-64	Toronto Marlboros	56	40	9	7	-	-	87
1964-65	Niagara Falls Flyers	56	36	11	9	-	-	81
1965-66	Peterborough TPTs	48	24	14	10	-	-	58
1966-67	Kitchener Rangers	48	28	12	8	-	-	64
1967-68	Kitchener Rangers	54	38	10	6	-	-	82
1968-69	Montreal Jr. Canadiens	54	37	11	6	-	-	80
1969-70	Montreal Jr. Canadiens	54	37	12	5	-	-	79
1970-71	Peterborough TPTs	62	41	13	8	-	-	90
1971-72	Toronto Marlboros	63	45	15	3	-	-	93
1972-73	Toronto Marlboros	63	47	7	9	-	-	103
1973-74	Kitchener Rangers	70	43	18	9	-	-	95
1974-75	Toronto Marlboros	70	48	13	9	-	-	105
1975-76	Sudbury Wolves	66	47	11	8	-	-	102
1976-77	St. Catharines Fincups	66	50	11	5	-	-	105
1977-78	Ottawa 67's	68	43	18	7	-	-	93
1978-79	Peterborough Petes	68	46	19	3	-	-	95
1979-80	Peterborough Petes	68	47	20	1	-	-	95
1980-81	Sault Ste. Marie Greyhounds	68	47	19	2	-	-	96
1981-82	Ottawa 67's	68	47	19	2	-	-	96
1982-83	Sault Ste. Marie Greyhounds	70	48	21	1	-	-	97
1983-84	Kitchener Rangers	70	52	16	2	-	-	106
1984-85	Sault Ste. Marie Greyhounds	66	54	11	1	-	-	109
1985-86	Peterborough Petes	66	45	19	2	-	-	92
1986-87	Oshawa Generals	66	49	14	3	-	-	101
1987-88	Windsor Compuware Spitfires	66	50	14	2	-	-	102
1988-89	Kitchener Rangers	66	41	19	6	-	-	88
1989-90	Oshawa Generals	66	42	20	4	-	-	88
1990-91	Oshawa Generals	66	47	13	6	-	-	100
1991-92	Peterborough Petes	66	41	18	7	-	-	89
1992-93	Peterborough Petes	66	46	15	5	-	-	97
1993-94	North Bay Centennials	66	46	15	5	-	-	97
1994-95	Guelph Storm	66	47	14	5	-	-	99
1995-96	Guelph Storm	66	45	16	5	-	-	95
1996-97	Ottawa 67's	66	49	11	6	-	-	104
1997-98	Guelph Storm	66	42	18	6	-	-	90
1998-99	Plymouth Whalers	68	51	13	4	-	-	106
1999-00	Plymouth Whalers	68	45	19	4	1	-	95
2000-01	Erie Otters	68	45	13	10	2	-	102
2001-02	Plymouth Whalers	68	39	17	12	2	-	92
2002-03	Kitchener Rangers	68	46	17	5	3	-	100
2003-04	London Knights	68	53	11	2	2	-	110
2004-05	London Knights	68	59	7	2	0	-	120
2005-06	London Knights	68	49	15	-	1	3	102
2006-07	London Knights	68	50	14	-	1	3	104
2007-08	Kitchener Rangers	68	53	11	-	1	3	110
2008-09	Windsor Spitfires	68	57	10	-	0	1	115
2009-10	Barrie Colts	68	57	9	-	0	2	116
2010-11	Mississauga St. Michael's Majors	68	53	13	-	0	2	108
2011-12	London Knights	68	49	18	-	0	1	99
2012-13	London Knights	68	50	13	-	2	3	105
2013-14	Guelph Storm	68	52	12	-	2	2	108
2014-15	Sault Ste. Marie Greyhounds	68	54	12	-	0	2	110

CONFERENCE CHAMPIONSHIP TROPHIES

The OHL has utilized a two conference division since the 1998-99 season and in 2003 announced that conference championship trophies were created and named in honour of two of the OHL's most esteemed graduates.

The Eastern Conference championship trophy is named The Bobby Orr Trophy in honour of Orr, who played four seasons in the OHL for the Oshawa Generals from 1962-66. The Western Conference championship trophy is named The Wayne Gretzky Trophy in honour of Gretzky, who played for the Sault Ste. Marie Greyhounds in 1977-78.

Both honourees are members of the Hockey Hall of Fame.



**BOBBY ORR TROPHY
EASTERN CONFERENCE CHAMPIONS**

YEAR	CLUB
1999	Belleville Bulls
2000	Barrie Colts
2001	Ottawa 67's
2002	Barrie Colts
2003	Ottawa 67's
2004	Mississauga IceDogs
2005	Ottawa 67's
2006	Peterborough Petes
2007	Sudbury Wolves
2008	Belleville Bulls
2009	Brampton Battalion
2010	Barrie Colts
2011	Mississauga St. Michael's Majors
2012	Niagara IceDogs
2013	Barrie Colts
2014	North Bay Battalion
2015	Oshawa Generals



**WAYNE GRETZKY TROPHY
WESTERN CONFERENCE CHAMPIONS**

YEAR	CLUB
1999	London Knights
2000	Plymouth Whalers
2001	Plymouth Whalers
2002	Erie Otters
2003	Kitchener Rangers
2004	Guelph Storm
2005	London Knights
2006	London Knights
2007	Plymouth Whalers
2008	Kitchener Rangers
2009	Windsor Spitfires
2010	Windsor Spitfires
2011	Owen Sound Attack
2012	London Knights
2013	London Knights
2014	Guelph Storm
2015	Erie Otters

DIVISION TROPHIES

The Leyden, Emms, Bumbacco and Holody Trophies are presented each year to the teams finishing with the most points in the East, Central, West and Midwest Divisions, respectively.

The Emms and Leyden Trophies were first presented in the 1975-76 season when the OHL was split into divisions with the expansion of the League to 12 teams. The awards originated in recognition of Matt Leyden and Leighton "Hap" Emms for their contributions to Junior hockey in Ontario.

The Bumbacco Trophy was inaugurated in 1994-95 when the League realigned into three divisions. The award is named after former Sault Ste. Marie Greyhounds General Manager Angelo Bumbacco.

The Holody Trophy, awarded in recognition of the contributions to the Ontario Hockey League by former Guelph and Owen Sound Platers Governor Joe Holody, was presented following the 1998-99 season for the first time with the realignment of the League into four divisions.

EMMS TROPHY (CENTRAL DIVISION)

1975-76	Hamilton Fincups
1976-77	St. Catharines Fincups
1977-78	London Knights
1978-79	Niagara Falls Flyers
1979-80	Windsor Spitfires
1980-81	Kitchener Rangers
1981-82	Kitchener Rangers
1982-83	Sault Ste. Marie Greyhounds
1983-84	Kitchener Rangers
1984-85	Sault Ste. Marie Greyhounds
1985-86	North Bay Centennials
1986-87	North Bay Centennials
1987-88	Windsor Spitfires
1988-89	Kitchener Rangers
1989-90	London Knights
1990-91	Sault Ste. Marie Greyhounds
1991-92	Sault Ste. Marie Greyhounds
1992-93	Sault Ste. Marie Greyhounds
1993-94	Detroit Jr. Red Wings
1994-95	Guelph Storm
1995-96	Guelph Storm
1996-97	Kitchener Rangers
1997-98	Guelph Storm
1998-99	Barrie Colts
1999-00	Barrie Colts
2000-01	Sudbury Wolves
2001-02	Toronto St. Michael's Majors
2002-03	Brampton Battalion
2003-04	Toronto St. Michael's Majors
2004-05	Mississauga IceDogs
2005-06	Brampton Battalion
2006-07	Barrie Colts
2007-08	Brampton Battalion
2008-09	Brampton Battalion
2009-10	Barrie Colts
2010-11	Mississauga St. Michael's Majors
2011-12	Niagara IceDogs
2012-13	Barrie Colts
2013-14	North Bay Battalion
2014-15	Barrie Colts

BUMBACCO TROPHY (WEST DIVISION)

1994-95	Detroit Jr. Red Wings
1995-96	Detroit Whalers
1996-97	Sault Ste. Marie Greyhounds
1997-98	London Knights
1998-99	Plymouth Whalers
1999-00	Plymouth Whalers
2000-01	Plymouth Whalers
2001-02	Plymouth Whalers
2002-03	Plymouth Whalers
2003-04	Sarnia Sting
2004-05	Sault Ste. Marie Greyhounds
2005-06	Plymouth Whalers
2006-07	Plymouth Whalers
2007-08	Sault Ste. Marie Greyhounds
2008-09	Windsor Spitfires
2009-10	Windsor Spitfires
2010-11	Saginaw Spirit
2011-12	Plymouth Whalers
2012-13	Plymouth Whalers
2013-14	Sault Ste. Marie Greyhounds
2014-15	Sault Ste. Marie Greyhounds

LEYDEN TROPHY (EAST DIVISION)

1975-76	Sudbury Wolves
1976-77	Ottawa 67's
1977-78	Ottawa 67's
1978-79	Peterborough Petes
1979-80	Peterborough Petes
1980-81	Sault Ste. Marie Greyhounds
1981-82	Ottawa 67's
1982-83	Ottawa 67's
1983-84	Ottawa 67's
1984-85	Peterborough Petes
1985-86	Peterborough Petes
1986-87	Oshawa Generals
1987-88	Peterborough Petes
1988-89	Peterborough Petes
1989-90	Oshawa Generals
1990-91	Oshawa Generals
1991-92	Peterborough Petes
1992-93	Peterborough Petes
1993-94	North Bay Centennials
1994-95	Kingston Frontenacs
1995-96	Ottawa 67's
1996-97	Ottawa 67's
1997-98	Ottawa 67's
1998-99	Ottawa 67's
1999-00	Ottawa 67's
2000-01	Belleville Bulls
2001-02	Belleville Bulls
2002-03	Ottawa 67's
2003-04	Ottawa 67's
2004-05	Peterborough Petes
2005-06	Peterborough Petes
2006-07	Belleville Bulls
2007-08	Belleville Bulls
2008-09	Belleville Bulls
2009-10	Ottawa 67's
2010-11	Ottawa 67's
2011-12	Ottawa 67's
2012-13	Belleville Bulls
2013-14	Oshawa Generals
2014-15	Oshawa Generals

HOLODY TROPHY (MIDWEST DIVISION)

1998-99	Guelph Storm
1999-00	Erie Otters
2000-01	Erie Otters
2001-02	Erie Otters
2002-03	Kitchener Rangers
2003-04	London Knights
2004-05	London Knights
2005-06	London Knights
2006-07	London Knights
2007-08	Kitchener Rangers
2008-09	London Knights
2009-10	London Knights
2010-11	Owen Sound Attack
2011-12	London Knights
2012-13	London Knights
2013-14	Guelph Storm
2014-15	Erie Otters

RED TILSON TROPHY (MOST OUTSTANDING PLAYER)

CONNOR McDAVID

ERIE OTTERS

Connor McDavid finished third in OHL scoring with 120 points in 47 games played recording 44 goals and 76 assists with a league-high plus-minus rating of plus-60 helping the Otters win 50 games for the second straight season earning their first Midwest Division title since 2002. He became the second straight Otter to win the award and third player in franchise history to receive the honour following Connor Brown and Brad Boyes who won back-to-back in 2001 and 2002.



The 18-year-old from Newmarket, ON, recorded a point in 45 of his 47 games played this season with an incredible 36 multi-point efforts and highlighted by a league-high 27-game point-streak. The Otters' captain led the league with three-star recognition in 32 games this season including 17 first star performances. He received OHL Player of the Week honours for the week ending October 26 and was named OHL Player of the Month in October and February while leading the OHL's Western Conference Coaches Poll with first place votes in three categories including Best Playmaker and Best Skater both for the second straight season, and Best Stickhandler for the third straight season.

A member of Canada's National Junior Team, McDavid won gold at the 2015 IIHF World Junior Championship and was named a Tournament All-Star finishing tied for first with 11 points.

The Red Tilson Award is the most prestigious award presented by the Ontario Hockey League, going each year to the player that is voted the most outstanding during the regular season by OHL writers and broadcasters.

The Award is in honour of Albert "Red" Tilson, who was killed in action in Europe during World War II. Tilson was the OHA scoring champion for the 1942-43 season after scoring 19 goals and 38 assists for 57 points in 22 games with the Oshawa Generals.

YEAR PLAYER, CLUB

1944-45 Doug McMurdy, St. Catharines
1945-46 Tod Sloan, St. Michael's
1946-47 Ed Sandford, St. Michael's
1947-48 George Armstrong, Stratford
1948-49 Gil Mayer, Barrie
1949-50 George Armstrong, Marlboros
1950-51 Glenn Hall, Windsor
1951-52 Bill Harrington, Kitchener
1952-53 Bob Attersley, Oshawa
1953-54 Brian Cullen, St. Catharines
1954-55 Hank Ciesla, St. Catharines
1955-56 Ron Howell, Guelph
1956-57 Frank Mahovich, St. Michael's
1957-58 Murray Oliver, Hamilton
1958-59 Stan Mikita, St. Catharines
1959-60 Wayne Connelly, Peterborough
1960-61 Rod Gilbert, Guelph
1961-62 Pit Martin, Hamilton
1962-63 Wayne Maxner, Niagara Falls
1963-64 Yvan Cournoyer, Montreal
1964-65 Andre Lacroix, Peterborough
1965-66 Andre Lacroix, Peterborough
1966-67 Mickey Redmond, Peterborough
1967-68 Walt Tkaczuk, Kitchener
1968-69 Rejean Houle, Montreal
1969-70 Gilbert Perreault, Montreal
1970-71 Dave Gardner, Toronto
1971-72 Don Lever, Niagara Falls
1972-73 Rick Middleton, Oshawa
1973-74 Jack Valiquette, Sault Ste. Marie
1974-75 Denis Maruk, London
1975-76 Peter Lee, Ottawa
1976-77 Dale McCourt, St. Catharines
1977-78 Bob Smith, Ottawa
1978-79 Mike Foligno, Sudbury
1979-80 Jim Fox, Ottawa

YEAR PLAYER, CLUB

1980-81 Ernie Godden, Windsor
1981-82 Dave Simpson, London
1982-83 Doug Gilmour, Cornwall
1983-84 John Tucker, Kitchener
1984-85 Wayne Groulx, Sault Ste. Marie
1985-86 Ray Sheppard, Cornwall
1986-87 Scott McCrory, Oshawa
1987-88 Andrew Cassels, Ottawa
1988-89 Bryan Fogarty, Niagara Falls
1989-90 Mike Ricci, Peterborough
1990-91 Eric Lindros, Oshawa
1991-92 Todd Simon, Niagara Falls
1992-93 Pat Peake, Detroit
1993-94 Jason Allison, London
1994-95 David Ling, Kingston
1995-96 Alyn McCauley, Ottawa
1996-97 Alyn McCauley, Ottawa
1997-98 David Legwand, Plymouth
1998-99 Brian Campbell, Ottawa
1999-00 Andrew Raycroft, Kingston
2000-01 Brad Boyes, Erie
2001-02 Brad Boyes, Erie
2002-03 Corey Locke, Ottawa
2003-04 Corey Locke, Ottawa
2004-05 Corey Perry, London
2005-06 Wojtek Wolski, Brampton
2006-07 John Tavares, Oshawa
2007-08 Justin Azevedo, Kitchener
2008-09 Cody Hodgson, Brampton
2009-10 Tyler Seguin, Plymouth
2010-11 Ryan Ellis, Windsor
2011-12 Michael Houser, London
2012-13 Vincent Trocheck, Plymouth
2013-14 Connor Brown, Erie
2014-15 Connor McDavid, Erie

EDDIE POWERS MEMORIAL TROPHY (TOP SCORER)

DYLAN STROME

ERIE OTTERS

Dylan Strome scored 45 goals and 84 assists for 129 points in 68 games setting a franchise single season record and becoming the second straight Erie Otter to win the OHL's scoring title.

Stome, an 18-year-old from Mississauga, ON, was listed fifth overall among North American skaters in NHL Central Scouting's Midterm Rankings for the 2015 NHL Draft. The Otters sophomore had an impressive six-point performance on Sunday afternoon with four goals and two assists in an 8-7 win over the Niagara IceDogs to overtake the scoring lead.



Strome accumulated 40 multi-point games this season with his 84 assists leading the league and also setting a new Otters single season record while helping the club win 50 games for the second straight season earning their fourth Midwest Division crown and first since 2002.

The Eddie Powers Memorial Trophy was donated by the Toronto Marlboro Athletic Club in memory of Edward Powers. The trophy was first awarded to Tod Sloan of St. Michael's as the league's top scorer following the 1945-46 season.

SEASON	PLAYER, CLUB	GP	G	A	PTS.
1933-34	J. Graboski, Oshawa	16	23	23	46
1934-35	J. Good, Toronto Lions	16	15	13	28
1935-36	John O'Flaherty, West Tor.	10	6	14	20
1936-37	Billy Taylor, Oshawa	12	12	14	26
1937-38	Hank Goldup, Toronto	14	25	16	41
1938-39	Billy Taylor, Oshawa	14	22	31	53
1939-40	Jud McAtee, Oshawa	18	25	19	44
1940-41	Gaye Stewart, Toronto	16	31	13	44
1941-42	Bob Wiest, Brantford	40	40	28	68
1942-43	Albert "Red" Tilson, Oshawa	22	19	38	57
1943-44	Ken Smith, Oshawa	26	53	26	79
1944-45	Leo Gravelle, St. Michael's	17	30	22	52
1945-46	Tod Sloan, St. Michael's	25	47	32	79
1946-47	Fleming Mackell, St. Michael's	28	49	33	82
1947-48	George Armstrong, Stratford	36	33	40	73
1948-49	Bert Giesebrecht, Windsor	44	47	46	93
1949-50	Earl Reibel, Windsor	48	53	76	129
1950-51	Lou Jankowski, Oshawa	54	65	59	124
1951-52	Ken Laufman, Guelph	54	53	86	139
1952-53	Jim McBurney, Galt	55	61	35	96
1953-54	Brian Cullen, St. Catharines	59	68	93	161
1954-55	Hank Ciesla, St. Catharines	45	57	49	106
1955-56	Stan Baliuk, Kitchener	48	31	73	104
1956-57	Bill Sweeney, Guelph	52	49	57	106
1957-58	John McKenzie, St. Catharines	52	48	51	99
1958-59	Stan Mikita, St. Catharines	45	38	59	97
1959-60	Chico Maki, St. Catharines	47	39	53	92
1960-61	Rod Gilbert, Guelph	47	54	49	103
1961-62	Andre Boudrias, Montreal	50	34	63	97
1962-63	Wayne Maxner, Niagara Falls	50	32	64	94
1963-64	Andre Boudrias, Montreal	55	38	97	135
1964-65	Ken Hodge, St. Catharines	55	63	60	123
1965-66	Andre Lacroix, Peterborough	48	40	80	120
1966-67	Derek Sanderson, Niagara Falls	47	41	60	101
1967-68	Tom Webster, Niagara Falls	54	50	64	114
1968-69	Rejean Houle, Montreal	54	53	55	108
1969-70	Marcel Dionne, St. Catharines	54	55	77	132
1970-71	Marcel Dionne, St. Catharines	54	62	81	143
1971-72	Dave Gardner, Toronto	57	53	76	129
	Bill Harris, Toronto (tie)	63	57	72	129
1972-73	Blake Dunlop, Ottawa	62	60	99	159
1973-74	Jack Valiquette, S.S. Marie	69	63	72	135
	Rick Adduono, St. Cath. (tie)	70	51	84	135

SEASON	PLAYER, CLUB	GP	G	A	PTS.
1974-75	Bruce Boudreau, Toronto	69	68	97	165
1975-76	Mike Kaszycki, S.S. Marie	66	51	119	170
1976-77	Dwight Foster, Kitchener	64	60	83	143
1977-78	Bob Smith, Ottawa	61	69	123	192
1978-79	Mike Foligno, Sudbury	68	65	85	150
1979-80	Jim Fox, Ottawa	52	65	101	166
1980-81	John Goodwin, S.S. Marie	68	56	110	166
1981-82	Dave Simpson, London	68	67	88	155
1982-83	Doug Gilmour, Cornwall	68	70	107	177
1983-84	Tim Salmond, Kingston	69	45	100	145
1984-85	Dave MacLean, Belleville	63	64	90	154
1985-86	Ray Sheppard, Cornwall	63	81	61	142
1986-87	Scott McCrory, Oshawa	66	51	99	150
1987-88	Andrew Cassels, Ottawa	61	48	103	151
1988-89	Bryan Fogarty, Niagara Falls	66	47	108	155
1989-90	Keith Primeau, Niagara Falls	65	57	70	127
1990-91	Eric Lindros, Oshawa	57	71	78	149
1991-92	Todd Simon, Niagara Falls	66	53	93	142
1992-93	Andrew Brunette, Owen Sound	66	62	100	162
1993-94	Jason Allison, London	56	55	87	142
1994-95	Marc Savard, Oshawa	66	43	96	139
1995-96	Aaron Brand, Sarnia	66	46	73	119
1996-97	Marc Savard, Oshawa	64	43	87	130
1997-98	Peter Sarno, Windsor	64	37	88	121
1998-99	Peter Sarno, Sarnia	68	33	93	130
1999-00	Sheldon Keefe, Barrie	66	48	73	121
2000-01	Kyle Wellwood, Belleville	68	35	83	118
2001-02	Nathan Robinson, Belleville	67	47	63	110
2002-03	Corey Locke, Ottawa	66	63	88	151
2003-04	Corey Locke, Ottawa	65	51	67	118
2004-05	Corey Perry, London	60	47	83	130
2005-06	Rob Schremp, London	57	57	88	145
2006-07	Patrick Kane, London	58	62	83	145
2007-08	Justin Azevedo, Kitchener	67	43	81	124
2008-09	John Tavares, London	56	58	46	104
2009-10	Tyler Seguin, Plymouth	63	48	58	106
	Taylor Hall, Windsor	57	40	66	106
2010-11	Jason Akeson, Kitchener	67	24	84	108
	Tyler Toffoli, Ottawa	68	57	51	108
2011-12	Michael Sgarbossa, Sudbury	66	47	55	102
2012-13	Vincent Trocheck, Plymouth	63	50	59	109
2013-14	Connor Brown, Erie	68	45	83	106
2014-15	Dylan Strome, Erie	68	45	84	129

MATT LEYDEN TROPHY (COACH OF THE YEAR)

SHELDON KEEFE

SAULT STE. MARIE GREYHOUNDS

In just his third season behind the Greyhounds' bench, Keefe guided the club to an OHL-best 54-12-0-2 record earning a second straight West Division crown along with the club's first Hamilton Spectator Trophy since 1984-85 setting a new franchise record with 110 points. The club's .809 winning percentage and 342 goals scored were also top marks across the OHL and the entire Canadian Hockey League.

Keefe becomes the first Greyhounds head coach to win the award since Craig Hartsburg during the 2001-02 season. Terry Crisp is the only other Greyhounds head coach to win the award doing so twice in 1982-83 and 1984-85.



The Matt Leyden Trophy has been awarded annually to the Coach of the Year in the Ontario Hockey League as selected by his peers since 1972. The award is in recognition of the contributions of Matt Leyden, past President of the Ontario Hockey Association from 1965-67 and is a former manager of the Oshawa Generals that spent more than 50 years with the team.

1971-72 Gus Bodnar, Oshawa	1986-87 Paul Theriault, Oshawa	2001-02 Craig Hartsburg, Sault Ste. Marie
1972-73 George Armstrong, Toronto	1987-88 Dick Todd, Peterborough	2002-03 Brian Kilrea, Ottawa
1973-74 Jack Bownass, Kingston	1988-89 Joe McDonnell, Kitchener	2003-04 Dale Hunter, London
1974-75 Bert Templeton, Hamilton	1989-90 Larry Mavety, Kingston	2004-05 Dale Hunter, London
1975-76 Jerry Toppazzini, Sudbury	1990-91 George Burnett, Niagara Falls	2005-06 Dave Barr, Guelph
1976-77 Bill Long, London	1991-92 George Burnett, Niagara Falls	2006-07 Michael Vellucci, Plymouth
1977-78 Bill White, Oshawa	1992-93 Gary Agnew, London	2007-08 Bob Boughner, Windsor
1978-79 Gary Green, Peterborough	1993-94 Bert Templeton, North Bay	2008-09 Bob Boughner, Windsor
1979-80 Dave Chambers, Toronto	1994-95 Craig Hartsburg, Guelph	2009-10 Dale Hunter, London
1980-81 Brian Kilrea, Ottawa	1995-96 Brian Kilrea, Ottawa	2010-11 Mark Reeds, Owen Sound
1981-82 Brian Kilrea, Ottawa	1996-97 Brian Kilrea, Ottawa	2011-12 Greg Gilbert, Saginaw
1982-83 Terry Crisp, Sault Ste. Marie	1997-98 Gary Agnew, London	2012-13 Mike Vellucci, Plymouth
1983-84 Tom Barrett, Kitchener	1998-99 Peter DeBoer, Plymouth	2013-14 D.J. Smith, Oshawa
1984-85 Terry Crisp, Sault Ste. Marie	1999-00 Peter DeBoer, Plymouth	2014-15 Sheldon Keefe, Sault Ste. Marie
1985-86 Jacques Martin, Guelph	2000-01 Dave MacQueen, Erie	

JIM MAHON MEMORIAL TROPHY (TOP SCORING RIGHT WINGER)

MITCHELL MARNER LONDON KNIGHTS

Mitchell Marner scored 44 goals and 82 assists for 126 points in 63 games for the London Knights. Marner, a 17-year-old from Thornhill, ON, had 35 multi-point performances this year including three six-point efforts helping him earn Pioneer Energy OHL Player of the Week honours three times.

The Jim Mahon Memorial Trophy is awarded annually to the right winger who scores the most points during the OHL regular season. The trophy was presented for competition in the 1971-72 season by the players and management of the Peterborough Major Junior Hockey Club in memory of Jim Mahon, right winger for their team who was accidentally killed that summer. In the event of a tie, the award will go to the right winger who has scored the most goals. If there is still a tie, the players will become co-winners.



SEASON	PLAYER
71-72	Bill Harris, Toronto
72-73	Dennis Ververgaert, London
73-74	Dave Gorman, St. Cath.
74-75	Mark Napier, Toronto
75-76	Peter Lee, Ottawa
76-77	John Anderson, Toronto
77-78	Dino Ciccarelli, London
78-79	Mike Foligno, Sudbury
79-80	Jim Fox, Ottawa
80-81	Tony Tanti, Oshawa
81-82	Tony Tanti, Oshawa
82-83	Ian MacInnis, Cornwall
83-84	Wayne Presley, Kitchener
84-85	Dave MacLean, Belleville
85-86	Ray Sheppard, Cornwall

SEASON	PLAYER
86-87	Ron Goodall, Kitchener
87-88	Sean Williams, Oshawa
88-89	Stan Drulia, Niagara Falls
89-90	Owen Nolan, Cornwall
90-91	Rob Pearson, Oshawa
91-92	Darren McCarty, Belleville
92-93	Kevin Brown, Detroit
93-94	Kevin Brown, Detroit
94-95	David Ling, Kingston
95-96	Cameron Mann, Peterb.
96-97	Joe Seroski, S.S. Marie
97-98	Maxim Spiridonov, London
98-99	Norm Milley, Sudbury
99-00	Sheldon Keefe, Barrie
00-01	Branko Radivojevic, Bely

SEASON	PLAYER
01-02	Mike Renzi, Belleville
02-03	Matt Foy, Ottawa
03-04	Corey Perry, London
04-05	Corey Perry, London
05-06	David Bolland, London
06-07	Patrick Kane, London
07-08	John Hughes, Brampton
08-09	Bryan Cameron, Belleville
09-10	Taylor Beck, Guelph
10-11	Jason Akeson, Kitchener
	Tyler Toffoli, Ottawa
11-12	Tyler Toffoli, Ottawa
12-13	Seth Griffith, London
13-14	Connor Brown, Erie
14-15	Mitchell Marner, London

MAX KAMINSKY TROPHY (DEFENCEMAN OF THE YEAR)

ANTHONY DEANGELO SAULT STE. MARIE GREYHOUNDS

Anthony DeAngelo led all defencemen and finished 13th overall in OHL scoring with 89 points in 55 games played recording 25 goals and 64 assists with 25 multi-point games and a plus-minus rating of plus-34. He becomes the fourth member of the Greyhounds to win the award following Ryan Sprout in 2013, Jacob Muzzin in 2010, and Craig Hartsburg in 1977.

DeAngelo was selected 26th overall by the Sarnia Sting in the 2011 OHL Priority Selection where he set a franchise record for career points by a defenceman surpassing Mark Katic with 190 in 210 games. He finished his OHL career with 55 goals and 186 assists for 241 points in 236 games played capped off by a 25-game point-streak in 26 games with the Greyhounds.



The Max Kaminsky Trophy is awarded annually to the Most Outstanding Defenceman as selected by League general managers. Prior to 1969, the Kaminsky Trophy was awarded to the Most Gentlemanly Player. The award is named in recognition of Kaminsky, who enjoyed a 10-year professional playing career that included four years in the NHL with Ottawa, Boston and Montreal. After he retired from playing, Kaminsky enjoyed a 15-year coaching career that was capped by winning the Memorial Cup with the St. Catharines Teepees in 1960.

SEASON	PLAYER, CLUB
1969-70	Ron Plumb, Peterborough
1970-71	Jocelyn Guevremont, Montreal
1971-72	Denis Potvin, Ottawa
1972-73	Denis Potvin, Ottawa
1973-74	Jim Turkiewicz, Peterborough
1974-75	Mike O'Connell, Kingston
1975-76	Rick Green, London
1976-77	Craig Hartsburg, S.S. Marie
1977-78	Brad Marsh, London
	Rob Ramage, London
1978-79	Greg Theberge, Peterborough
1979-80	Larry Murphy, Peterborough
1980-81	Randy Boyd, Ottawa
1981-82	Ron Meighan, Niagara Falls
1982-83	Allan MacInnis, Kitchener
1983-84	Brad Shaw, Ottawa

SEASON	PLAYER, CLUB
1984-85	Bob Halkidis, London
1985-86	Jeff Brown, Sudbury
	Terry Carkner, Peterborough
1986-87	Kerry Huffman, Guelph
1987-88	Darryl Shannon, Windsor
1988-89	Bryan Fogarty, Niagara Falls
1989-90	John Slaney, Cornwall
1990-91	Chris Snell, Ottawa
1991-92	Drake Berehowsky, North Bay
1992-93	Chris Pronger, Peterborough
1993-94	Jamie Rivers, Sudbury
1994-95	Bryan Barard, Detroit
1995-96	Bryan Barard, Detroit
1996-97	Sean Blanchard, Ottawa
1997-98	Chris Allen, Kingston
1998-99	Brian Campbell, Ottawa

SEASON	PLAYER, CLUB
1999-00	John Erskine, London
2000-01	Alexei Semenov, Sudbury
2001-02	Erik Reitz, Barrie
2002-03	Brendan Bell, Ottawa
2003-04	James Wisniewski, Plymouth
2004-05	Danny Syvret, London
2005-06	Andrej Sekera, Owen Sound
2006-07	Marc Staal, Sudbury
2007-08	Drew Daughy, Guelph
2008-09	Ryan Ellis, Windsor
2009-10	Jacob Muzzin, Sault Ste. Marie
2010-11	Ryan Ellis, Windsor
2011-12	Dougie Hamilton, Niagara
2012-13	Ryan Sprout, S.S. Marie
2013-14	Aaron Ekblad, Barrie
2014-15	Anthony DeAngelo, Sault Ste. Marie

BILL LONG AWARD (DISTINGUISHED SERVICE TO THE OHL)

The Bill Long Award for Distinguished Service is presented in recognition and appreciation of an individual who has made an outstanding contribution to the OHL. The recipient must be or have been actively engaged in Junior Hockey. The Award was initiated in 1989 to commemorate the efforts and contributions of Bill Long during his days in the Ontario Hockey League, spanning over three decades as a coach and manager of the Niagara Falls Flyers, Ottawa 67's and London Knights.

YEAR	RECIPIENT
1989	Alec Campagnaro, Guelph Platers
1989	Earl Montagano, Ottawa 67's
1990	Sherwood Bassin, S.S. Marie Greyhounds
1992	Herb Warr, Peterborough Petes
1993	Dr. Robert L. Vaughan, Belleville Bulls
1994	Brian Kilrea, Ottawa 67's
1997	Frank Bonello, Toronto
1997	Wren Blair, Kingston Frontenacs
2002	Jim Lever, OHL
2002	Jack Ferguson, OHL
2003	Norm Bryan, Peterborough Petes
2005	Bert Templeton
2006	Jeff Twohey, Peterborough Petes
2008	Don Brankley, London Knights & Gil Hughes, Oshawa Generals
2009	Bert O'Brien, Ottawa; Sam Sisco, OHL
2010	Peter Karmanos Jr., Plymouth Whalers
2013	Ray McKelvie, Owen Sound Attack

134

KEN BODENDISTEL CHARACTER AWARD FOR OFFICIALS

"The Bodie" is presented annually to the OHL official who demonstrates a passion and dedication to officiating and the game of hockey, who best exemplifies leadership on and off the ice, professionalism, and is respected by OHL member teams, players, and fellow officials alike. The award was established in 2013 to honour late Ken Bodendistel, who passed away on Nov. 21, 2013.

Nominations for "The Bodie" are made by OHL officials and reviewed by a Selection Committee comprised of the league's Supervisory staff and Director of Officiating. The award is presented annually at the Officiating Camp.

The 2014-15 winner of the award is linesman Steve Corlyon, the longest serving active member of the OHL's Officiating Team. Throughout his 30 season career, the Ottawa native has received numerous playoff assignments and two OHL All-Star Classics.

YEAR	RECIPIENT
2012-13	Scott Oakman
2013-14	Sean Reid
2014-15	Steve Corlyon

GOALTENDER OF THE YEAR

LUCAS PERESSINI KINGSTON FRONTENACS

Lucas Peressini played in 59 games for the Frontenacs with a league-high 3413 minutes between the pipes posting a 30-20-3-3 record and tying for third in the OHL with a franchise record five shutouts. He made 1564 saves which ranked fifth overall in the league while posting the OHL's second best goals-against-average and save percentage with marks of 2.32 and .922 respectively which are also both franchise records.

Peressini becomes the third Frontenacs goaltender to win the award following Andrew Raycroft in 2000, and Tyler Moss in 1995. His five shutouts surpass Peter Hamerlik's four in 2000-01, while his 2.32 goals-against-average and .922 save percentage best Dayne Davis' 2.77 and .917 franchise marks in 2003-04. Alongside backup Jeremy Helvig, the Frontenacs allowed just 197 goals-against in 2014-15 which is their lowest total in franchise history beating the previous low of 218 set in 2000-01.



Each year, the OHL awards the player that is selected by the member teams as the top goaltender in the League. The winner is the OHL's nominee for the CHL Goaltender of the Year.

SEASON	PLAYER	1997-98	Bujar Amidovski, Toronto
1987-88	Rick Tabaracci, Cornwall	1998-99	Brian Finley, Barrie
1988-89	Gus Morschauer, Kitchener	1999-00	Andrew Raycroft, Kingston
1989-90	Jeff Fife, Belleville	2000-01	Craig Andersson, Guelph
1990-91	Mike Torchia, Kitchener	2001-02	Ray Emery, S.S. Marie
1991-92	Mike Fountain, Oshawa	2002-03	Andy Chiodo, Toronto
1992-93	Manny Legace, Niagara Falls	2003-04	Paula Calaiacovo, Barrie
1993-94	Jamie Storr, Owen Sound	2004-05	Michael Ouzas, Mississauga
1994-95	Tyler Moss, Kingston	2005-06	Adam Dennis, London
1995-96	Craig Hillier, Ottawa	2006-07	Steve Mason, London
1996-97	Zac Bierk, Peterborough	2007-08	Mike Murphy, Belleville

SEASON	PLAYER
2008-09	Mike Murphy, Belleville
2009-10	Chris Carozzi, Mississauga
2010-11	Mark Visentin, Niagara
2011-12	Michael Houser, London
2012-13	Jordan Bonington, Owen Sound
2013-14	Alex Nedeljkovic, Plymouth
2014-15	Lucas Peressini, Kingston

JACK FERGUSON AWARD (FIRST OVERALL SELECTION)

DAVID LEVIN SUDBURY WOLVES

"The Fergie" is presented annually to the player selected first overall in the Ontario Hockey League Priority Selection. The award recognizes the dedication and contributions made by Jack Ferguson during his 25 year association with the Ontario Hockey League, first as a scout with the Ottawa 67's and followed by his appointment as head of the OHL's Central Scouting Bureau in 1981 as its Director of Central Scouting.

David Levin of the Greater Toronto Hockey League's Don Mills Flyers was named the Jack Ferguson Award winner for 2015 when he became the first overall pick of the Sudbury Wolves in the 2015 OHL Priority Selection presented by State Farm. Levin led the Flyers in scoring with 80 points in 55 games including 39 goals. The left-shot forward can play all forward positions but excels the most on the right side. Levin now stands 5'11" and weighs 170 lbs. Born September 16, 1999, he will be eligible for the 2018 NHL Draft.



YEAR	PLAYER, TEAM	YEAR	PLAYER, TEAM
1981	Dan Quinn, Belleville	1993	Alyn McCauley, Ottawa
1982	Kirk Muller, Guelph	1994	Jeff Brown, Sarnia
1983	Trevor Stienburg, Guelph	1995	Daniel Tkaczuk, Barrie
1984	Dave Moylan, Sudbury	1996	Rico Fata, London
1985	Bryan Fogarty, Kingston	1997	Charlie Stephens, Toronto
1986	Troy Mallette, S.S. Marie	1998	Jay Harrison, Brampton
1987	John Uniac, Sudbury	1999	Jason Spezza, Mississauga
1988	Drake Berehowsky, Kingston	2000	Patrick Jarrett, Mississauga
1989	Eric Lindros, S.S. Marie	2001	Patrick O'Sullivan, Mississauga
1990	Pat Peake, Detroit	2002	Robbie Schremp, Mississauga
1991	Todd Harvey, Detroit	2003	Patrick McNeill, Saginaw
1992	Jeff O'Neill, Guelph	2004	John Hughes, Belleville

YEAR	PLAYER, TEAM
2005	John Tavares, Oshawa
2006	Steven Stamkos, Sarnia
2007	Ryan O'Reilly, Erie
2008	John McFarland, Sudbury
2009	Daniel Catenacci, S.S. Marie
2010	Alex Galchenyuk, Sarnia
2011	Aaron Ekblad, Barrie
2012	Connor McDavid, Erie
2013	Travis Konecny, Ottawa
2014	Jakob Chychrun, Sarnia
2015	David Levin, Sudbury

DAVE PINKNEY TROPHY (LOWEST TEAM GOALS AGAINST)

KEN APPLEBY AND JEREMY BRODEUR

OSHAWA GENERALS

The Eastern Conference's first place Oshawa Generals allowed the fewest goals in the OHL with just 157 against, back-stopped by the tandem of Ken Appleby and Jeremy Brodeur. Appleby, a 19-year-old from North Bay, led the league with a 2-08 goals-against-average also posting a league-high save percentage of .924. The third year General posted a record of 38-7-0-4 setting a new club mark for wins in a season while tying for the league lead with six shutouts. Sharing the duties in goal was Brodeur, an 18-year-old from Essex Falls, New Jersey, who carried a 13-4-2-0 record with three shutouts along with a goals-against-average of 2.47 and save percentage of .900 in his first OHL campaign.

SEASON	PLAYER, CLUB
1948-49	Gil Mayer, Barrie
1949-50	Don Lockhart, Marlboros
1950-51	Don Lockhart, Marlboros & Lorne Howes, Barrie
1951-52	Don Head, Marlboros
1952-53	John Henderson, Marlboros
1953-54	Dennis Riggan, Hamilton
1954-55	John Albani, Marlboros
1955-56	Jim Crockett, Marlboros
1956-57	Len Broderick, Marlboros
1957-58	Len Broderick, Marlboros
1958-59	Jacques Caron, Peterborough
1959-60	Gerry Cheevers, St. Michael's
1960-61	Bud Blom, Hamilton
1961-62	George Holmes, Montreal
1962-63	Chuck Goddard, Peterborough
1963-64	Bernie Parent, Niagara Falls
1964-65	Bernie Parent, Niagara Falls
1965-66	Ted Ouimet, Montreal
1966-67	Peter McDuffe, St. Catharines
1967-68	Jim Rutherford/Gerry Gray, Hamilton
1968-69	Wayne Wood/Ted Tucker, Montreal
1969-70	John Garrett, Peterborough
1970-71	John Garrett, Peterborough
1971-72	Michel Larocque, Ottawa
1972-73	Mike Palmateer, Toronto Marlboros
1973-74	Don Edwards, Kitchener
1974-75	Greg Millen, Peterborough
1975-76	Jim Bedard, Sudbury
1976-77	Pat Riggan, London
1977-78	Al Jensen, Hamilton
1978-79	Nick Ricci/Glen Ernst, Niagara Falls
1979-80	Rick LaFerriere/Terry Wright, Peterborough
1980-81	Jim Ralph, Ottawa
1981-82	Marc D'Amour/John Vanbiesbrouck, S.S.M.

SEASON	PLAYER, CLUB
1982-83	Peter Sidorkiewicz/Jeff Hogg, Oshawa
1983-84	Darren Pang/Greg Coram, Ottawa
1984-85	Scott Mosey/Marty Abrams, S.S. Marie
1985-86	Kay Whitmore/Ron Tugnutt, Peterborough
1986-87	Jeff Hackett/Sean Evoy, Oshawa
1987-88	Todd Bojunc/John Tanner, Peterborough
1988-89	John Tanner/Todd Bojunc, Peterborough
1989-90	Jeff Wilson/Sean Gauthier, Kingston
1990-91	Mike Lenarduzzi/Kevin Hodson, S.S. Marie
1991-92	Kevin Hodson, Sault Ste. Marie
1992-93	Chad Lang/Ryan Douglas, Peterborough
1993-94	Sandy Allan/Scott Roche, North Bay
1994-95	Mark McArthur/Andy Adams, Guelph
1995-96	Dan Cloutier/Brett Thompson, Guelph
1996-97	Tim Keyes/Craig Hillier, Ottawa
1997-98	Craig Hillier/Seamus Kotyk, Ottawa
1998-99	Robert Holsinger/Rob Zepp, Plymouth
1999-00	Rob Zepp/Bill Ruggiero, Plymouth
2000-01	Rob Zepp/Paul Drew, Plymouth
2001-02	Jason Bacashihua/Paul Drew, Plymouth
2002-03	Paul Drew/Jeff Weber, Plymouth
2003-04	Gerald Coleman/Ryan MacDonald, London
2004-05	Gerald Coleman/Adam Dennis, London
2005-06	Dan Turple/Mark Packwood, Kitchener
2006-07	Michal Neuvirth/Jeremy Smith, Plymouth
2007-08	Kyle Gajewski/Bryce O'Hagan, S.S. Marie
2008-09	Andrew Engelage/Josh Unice, Windsor
2009-10	Chris Carrozzini/JP Anderson, Mississauga
2010-11	JP Anderson/Mikael Audette, Mississauga
2011-12	Mark Visentin/Chris Festarini, Niagara
2012-13	Jordan Binnington/Brandon Hope, Owen Sound
2013-14	Oscar Dansk/Devon Williams, Erie
2014-15	Ken Appleby/Jeremy Brodeur, Oshawa

EXECUTIVE OF THE YEAR

The OHL Executive of the Year Award is presented annually to the executive whose team demonstrates success both on the ice and at the administration level through excellent organization and franchise success. The winner is selected by the League's Executive Council.

SEASON	WINNER
1989-90	Sam McMaster, Sudbury
1990-91	Sherwood Bassin, S.S. Marie
1991-92	Bert Templeton, North Bay
1992-93	Jim Rutherford, Detroit
1993-94	Jim Rutherford, Detroit
1994-95	Mike Kelly, Guelph
1995-96	Bert Templeton, Barrie
1996-97	Ed Rowe, Peterborough
1997-98	Paul McIntosh, London
1998-99	Jeff Hunt, Ottawa
1999-00	Robert Ciccarelli, Sarnia
2000-01	Not awarded
2001-02	Sherwood Bassin, Erie
2002-03	Steve Bienkowski, Kitchener
2003-04	Mark Hunter, London
2004-05	Michael Futa, Owen Sound
2005-06	Craig Goslin, Saginaw
2006-07	Craig Goslin, Saginaw

SEASON	WINNER
2007-08	Denise Burke, Niagara
2008-09	Warren Rychel, Windsor
2009-10	Rick Gaetz, Guelph
2010-11	Dale DeGray, Owen Sound
2011-12	Steve Bienkowski, Kitchener
2012-13	Mike Vellucci, Plymouth
2013-14	Not awarded
2014-15	Not awarded

EMMS FAMILY AWARD (ROOKIE OF THE YEAR)

ALEX DEBRINCAT ERIE OTTERS

Alex DeBrincat, a 17-year-old from Detroit, Michigan, led all OHL rookies with 51 goals and 53 assists for 104 points in 68 games tying for seventh overall in league scoring and was named the Emms Family Award Winner as the OHL's rookie of the year.

DeBrincat committed to the Otters as a free agent prior to the 2014-15 campaign and finished 59 points ahead of the next highest rookie in scoring this season. The 2016 NHL Draft prospect earned OHL Rookie of the Month honours in September, October, and in March powered by 28 multi-point performances including a six-point game to close out the regular season which tied a franchise high. His plus-minus rating of plus-59 was second only to teammate Connor McDavid's plus-60. His offensive totals set Otters rookie records this season while his 51 goals rank third and his 104 points rank fifth on the club's all-time list.



The Emms Family Award is presented annually to the top first year Ontario Hockey League player as selected by the OHL general managers. The award was donated by Leighton "Hap" Emms, former owner of the Barrie, Niagara Falls and St. Catharines OHL franchises. Hap Emms was also a long time coach and general manager of Barrie, Niagara Falls and St. Catharines. He is 15th among all-time winningest OHL coaches.

SEASON	PLAYER, CLUB
1972-73	Denis Maruk, London
1973-74	Jack Valiquette, Sault Ste. Marie
1974-75	Danny Shearer, Hamilton
1975-76	John Tavella, Sault Ste. Marie
1976-77	Mike Gartner, Niagara Falls
1977-78	Wayne Gretzky, Sault Ste. Marie
1978-79	John Goodwin, Sault Ste. Marie
1979-80	Bruce Dowie, Toronto
1980-81	Tony Tanti, Oshawa
1981-82	Pat Verbeek, Sudbury
1982-83	Bruce Cassidy, Ottawa
1983-84	Shawn Burr, Kitchener
1984-85	Derek King, Sault Ste. Marie
1985-86	Lonnie Coach, Guelph
1986-87	Andrew Cassels, Ottawa

SEASON	PLAYER, CLUB
1987-88	Rick Corriveau, London
1988-89	Owen Nolan, Cornwall
1989-90	Chris Longo, Peterborough
1990-91	Cory Stillman, Windsor
1991-92	Chris Gratton, Kingston
1992-93	Jeff O'Neill, Guelph
1993-94	Vitali Yachmenev, North Bay
1994-95	Bryan Berard, Detroit
1995-96	Joe Thornton, Sault Ste. Marie
1996-97	Peter Sarno, Windsor
1997-98	David Legwand, Plymouth
1998-99	Sheldon Keefe, Barrie
1999-00	Derek Roy, Kitchener
2000-01	Rick Nash, London
2001-02	Patrick O'Sullivan, Mississauga

SEASON	PLAYER, CLUB
2002-03	Rob Schremp, Mississauga
2003-04	Bryan Little, Barrie
2004-05	Benoit Pouliot, Sudbury
2005-06	John Tavares, Oshawa
2006-07	Patrick Kane, London
2007-08	Taylor Hall, Windsor
2008-09	Evgeny Grachev, Brampton
2009-10	Matt Puempel, Peterborough
2010-11	Nail Yakupov, Sarnia
2011-12	Aaron Ekblad, Barrie
2012-13	Connor McDavid, Erie
2013-14	Travis Konecny, Ottawa
2014-15	Alex DeBrincat, Erie

FW "DINTY" MOORE TROPHY (LOWEST ROOKIE GAA)

MICHAEL MCNIVEN OWEN SOUND ATTACK

The F.W. "Dinty" Moore Trophy is awarded annually to the first year goaltender with the best goals against average during the regular schedule. The trophy is named after Port Colborne native F.W. "Dinty" Moore, the President of the OHA from 1942-45. Moore was honored as a Life Member of the OHA in 1962.

Michael McNiven led all rookie goaltenders with a 2.79 GAA, becoming the first Owen Sound goaltender to earn the award.

SEASON	PLAYER, CLUB	AVG.
1975-76	Mark Locken, Hamilton	3.14
1976-77	Barry Heard, London	3.28
1977-78	Ken Ellacott, Peterborough	3.56
1978-79	Nick Ricci, Niagara Falls	3.46
1979-80	Mike Veziina, Ottawa	3.93
1980-81	John Vanbiesbrouck, S.S. Marie	4.14
1981-82	Shawn Kilroy, Peterborough	2.97
1982-83	Dan Burrows, Belleville	4.13
1983-84	Gerry Iuliano, S.S. Marie	3.64
1984-85	Ron Tugnutt, Peterborough	3.77
1985-86	Paul Henriques, Belleville	3.60
1986-87	Jeff Hackett, Oshawa	3.04
1987-88	Todd Bajcun, Peterborough	2.93
1988-89	Jeff Wilson, Kingston	3.99
1989-90	Sean Basilio, London	3.65
1990-91	Kevin Hodson, S.S. Marie	3.22
1991-92	Sandy Allan, North Bay	3.85
1992-93	Ken Shepard, Oshawa	3.48
1993-94	Scott Roche, North Bay	3.52
1994-95	David MacDonald, Sudbury	3.07

SEASON	PLAYER, CLUB	AVG.
1995-96	Brett Thompson, Guelph	3.09
1996-97	Shawn Degagne, Kitchener	3.29
1997-98	Seamus Kotyk, Ottawa	2.66
1998-99	Levente Szuper, Ottawa	2.33
1999-00	Andrew Sim, Sarnia	2.93
2000-01	Andy Chiodo, Toronto	2.49
2001-02	Jason Bacashihua, Plymouth	2.34
2002-03	Ryan Munce, Sarnia	2.64
2003-04	Ryan MacDonald, London	2.06
2004-05	Kyle Gajewski, Sault Ste. Marie	2.55
2005-06	Trevor Cann, Peterborough	2.65
2006-07	Michal Neuvirth, Plymouth	2.32
2007-08	Josh Unice, Kitchener	2.45
2008-09	J.P. Anderson, Mississauga	2.94
2009-10	Petr Mrazek, Ottawa	3.00
2010-11	Matej Machovsky, Brampton	2.90
2011-12	Daniel Altshuler, Oshawa	3.55
2012-13	Alex Nedeljkovic, Plymouth	2.28
2013-14	Matthew Mancina, Guelph	2.43
2014-15	Michael McNiven, Owen Sound	2.79

DAN SNYDER MEMORIAL TROPHY (HUMANITARIAN OF THE YEAR)

NICK PAUL NORTH BAY BATTALION

Nick Paul, a 20-year-old from Mississauga, ON, is revered in the City of North Bay for his commitment to the community for two straight seasons, particularly through the 'Points for Paul' campaign that he initiated with representatives of the North Bay Regional Health Centre Foundation (NBRHC) in the fall of 2014.

Paul lost a close friend to suicide while attending high school in Mississauga and wanted to make a difference in the mental health of young people. Committed to stamping out the stigma and getting people talking and seeking help, it was his idea to create a program to raise funds every time he earned a point this season. His efforts resulted in significant awareness and support with over \$7,000 being raised for the Child and Adolescent Mental Health Unit (CAMHU). A two-time nominee for this award, Paul has also been a mentor for Battalion players throughout his career.

The Ontario Hockey League Board of Governors announced on November 19, 2004 that the OHL Humanitarian of the Year award was renamed the Dan Snyder Memorial Trophy in recognition of the former Owen Sound Platers captain who died from injuries sustained in an automobile accident in September, 2004. Snyder, who played four seasons with Owen Sound, was twice named his team's humanitarian of the year in recognition of his tremendous efforts in supporting community activities.



SEASON	PLAYER
1992-93	Keli Corpe, Kingston
1993-94	Brent Tully, Peterborough
1994-95	Brad Brown, North Bay
1995-96	Craig Mills, Belleville
1996-97	Mike Martone, Peterborough
1997-98	Jason Metcalfe, London
1998-99	Ryan McKie, Sudbury
1999-00	Dan Tessier, Ottawa

SEASON	PLAYER
2000-01	Joey Sullivan, Erie
2001-02	David Silverstone, Belleville
2002-03	Michael Mole, Belleville
2003-04	Chris Campoli, Erie
2004-05	Jeff MacDougald, Peterborough
2005-06	Mike Angelidis, Owen Sound
2006-07	Andrew Gibbons, Belleville
2007-08	Peter Stevens, Kingston

SEASON	PLAYER
2008-09	Chris Terry, Plymouth
2009-10	Ryan Hayes, Plymouth
2010-11	Jack Walchessen, Peterborough
2011-12	Andrew D'Agostini, Peterborough
2012-13	Ben Fanelli, Kitchener
2013-14	Scott Simmonds, Belleville
2014-15	Nick Paul, North Bay

MICKEY RENAUD CAPTAINS TROPHY

MAX DOMI LONDON KNIGHTS

Max Domi was chosen for the award by a media selection committee as the OHL team captain that best exemplifies leadership on and off the ice, with a passion and dedication to the game of hockey and his community that Mickey demonstrated.

A four-year member of the Knights, Domi led by example during his tenure as captain this season helping a young and inexperienced team finish third in the OHL's Western Conference while producing the best offensive season of his career recording 102 points in 57 games. The 20-year-old from Toronto, ON, also helped Canada win gold on home ice at the 2015 IIHF World Junior Championship where he was named the Tournament's Top Forward. Selected by the Coyotes in the first round of the 2013 NHL Draft, Domi stands eighth in Knights' all-time scoring with 126 goals and 205 assists for 331 points in 244 games.

The Ontario Hockey League announced in February, 2009 that the "Mickey Renaud Captain's Trophy" will be presented each season to the OHL team captain that best exemplifies the character and commitment that Renaud displayed during his career with the Spitfires.

The winner will be one of the 20 OHL member team captains and will be selected by a special media selection committee representing each of the four OHL divisions. The award is named in honour of Mickey Renaud, the former Windsor Spitfires' captain, who passed away in February, 2008.



SEASON	PLAYER
2008-09	Chris Terry, Plymouth
2009-10	John Kurtz, Sudbury
2010-11	Ryan Ellis, Windsor
2011-12	Andrew Agozzino, Niagara
2012-13	Colin Miller, S.S. Marie
2013-14	Matt Finn, Guelph
2014-15	Max Domi, London

WILLIAM HANLEY TROPHY (MOST SPORTSMANLIKE PLAYER)

DYLAN STROME ERIE OTTERS

Strome led the league in scoring with 129 points in 68 games scoring 45 goals with 84 assists and a plus-minus rating of plus-47. His 32 penalty minutes were the sixth lowest among the top-20 scorers recording just four penalty minutes in his final 32 games since January 2.

Strome is the second straight Otter to win the award following Connor McDavid who was last year's recipient. The 18-year-old from Mississauga, ON, was selected second overall by the Otters in the 2013 OHL Priority Selection. This season he became the second straight Otter to capture the Eddie Powers Memorial Trophy as the OHL's scoring champion setting a new franchise record for both points and assists.



The William Hanley Trophy is awarded annually to the Most Sportsmanlike Player as selected by the League's general managers. This trophy is presented by the OHL to commemorate William Hanley, former Secretary-Manager of the Ontario Hockey Association for over 25 years. Prior to its inception in 1974-75, the Max Kaminsky Trophy was awarded to the Most Gentlemanly Player.

SEASON	PLAYER
1960-61	Bruce Draper, St. Michael's
1961-62	Lowell MacDonald, Hamilton
1962-63	Paul Henderson, Hamilton
1963-64	Fred Stanfield, St. Catharines
1964-65	Jimmy Peters, Hamilton
1965-66	Andre Lacroix, Peterborough
1966-67	Mickey Redmond, Peterborough
1967-68	Tom Webster, Niagara Falls
1968-69	Rejean Houle, Montreal
1974-75	Doug Jarvis, Peterborough
1975-76	Dale McCourt, Hamilton
1976-77	Dale McCourt, St. Catharines
1977-78	Wayne Gretzky, Sault Ste. Marie
1978-79	Sean Simpson, Ottawa
1979-80	Sean Simpson, Ottawa
1980-81	John Goodwin, Sault Ste. Marie
1981-82	Dave Simpson, London

SEASON	PLAYER
1982-83	Kirk Muller, Guelph
1983-84	Kevin Conway, Kingston
1984-85	Scott Tattler, Peterborough
1985-86	Jason Lafreniere, Belleville
1986-87	Scott McCrory, Oshawa
	Keith Gretzky, Hamilton
1987-88	Andrew Cassels, Ottawa
1988-89	Kevin Michm, Oshawa
1989-90	Mike Ricci, Peterborough
1990-91	Dale Craigwell, Oshawa
1991-92	John Spoltore, North Bay
1992-93	Pat Peake, Detroit
1993-94	Jason Allison, London
1994-95	Vitali Yachmenev, North Bay
1995-96	Jeff Williams, Guelph
1996-97	Alyn McCauley, Ottawa
1997-98	Matt Bradley, Kingston

SEASON	PLAYER
1998-99	Brian Campbell, Ottawa
1999-00	Mike Zigomanis, Kingston
2000-01	Brad Boyes, Erie Otters
2001-02	Brad Boyes, Erie Otters
2002-03	Kyle Wellwood, Windsor
2003-04	Andre Benoit, Kitchener
2004-05	Jeff Carter, Sault Ste. Marie
2005-06	Wojtek Wolski, Brampton
2006-07	Tom Pyatt, Saginaw
2007-08	Nick Spaling, Kitchener
2008-09	Cody Hodgson, Brampton
2009-10	Ryan Sponer, Peterborough
2010-11	Jason Akeson, Kitchener
2011-12	Brandon Saad, Saginaw
2012-13	Tyler Groovac, Belleville
2013-14	Connor McDavid, Erie
2014-15	Dylan Strome, Erie

LEO LALONDE MEMORIAL TROPHY (TOP OVERAGE PLAYER)

JOSEPH BLANDISI BARRIE COLTS

Blandisi finished fourth in league scoring with 112 points in 68 games played recording a league-high 52 goals. He becomes the second member of the Colts to win the award following Bryan Cameron who was the 2009-10 recipient. A 20-year-old from Markham, ON, Blandisi played four OHL seasons beginning with the Owen Sound Attack who selected him in the third round of the 2011 OHL Priority Selection as a 17-year-old playing Midget AAA with the Vaughan Kings. 2014-15 was a breakout campaign for the Colts' captain shattering all previous offensive bests while posting a 62-point increase over last season's total. His point and goal totals this season rank second on the Colts single season record behind Sheldon Keefe's 121 points in 2000, and Bryan Cameron's 53 goals in 2010.

The Leo Lalonde Memorial Trophy is awarded annually to the overage player of the year as selected by the League's general managers. The trophy was donated by the trainers of the League in memory of the late Leo Lalonde, former Chief Scout of the OHL's Central Scouting Bureau. He was formerly the Chief Scout for the Belleville Bulls, as well as a former scout with the Peterborough Petes.



SEASON	PLAYER
1983-84	Don McLaren, Ottawa
1984-85	Dunc MacIntyre, Belleville
1985-86	Steve Guenette, Guelph
1986-87	Mike Richard, Toronto
1987-88	Len Soccio, North Bay
1988-89	Stan Drulia, Niagara Falls
1989-90	Iain Fraser, Oshawa
1990-91	Joey St. Aubin, Kitchener
1991-92	John Spoltore, North Bay
1992-93	Scott Hollis, Oshawa
1993-94	B.J. MacPherson, North Bay

SEASON	PLAYER
1994-95	Bill Bowler, Windsor
1995-96	Aaron Brand, Sarnia
1996-97	Zac Bierk, Peterborough
1997-98	Bujar Amidovski, Toronto
1998-99	Ryan Ready, Belleville
1999-00	Dan Tessier, Ottawa
2000-01	Randy Rowe, Belleville
2001-02	Cory Pecker, Erie
2002-03	Chad Larose, Plymouth
2003-04	Martin St. Pierre, Guelph
2004-05	Andre Benoit, Kitchener

SEASON	PLAYER
2005-06	Ryan Callahan, Guelph
2006-07	Tyler Donati, Belleville
2007-08	Michael Swift, Niagara
2008-09	Justin DiBenedetto, Sarnia
2009-10	Bryan Cameron, Barrie
2010-11	Jason Akeson, Kitchener
2011-12	Andrew Agazzino, Niagara
2012-13	Charles Sarault, Sarnia
2013-14	Dane Fox, Erie
2014-15	Joseph Blandisi, Barrie

BOBBY SMITH TROPHY (SCHOLASTIC PLAYER OF THE YEAR)

CONNOR McDAVID

ERIE OTTERS

Connor McDavid earns OHL Scholastic Player of the Year honours for the second straight season as an 'A' student in Grade 12 at McDowell High School in Erie. The Otters' captain studied six courses including Computer Applications, Personal Finance, Writing, World History, Equity and Social Justice, and High Performance Athletics during the 2014-15 academic year.

On the ice, the 18-year-old from Newmarket, ON, finished third in league scoring with 120 points in 47 games competing in his third OHL season with the Otters. The first overall pick in the 2012 OHL Priority Selection is eligible for the 2015 NHL Draft and is the top ranked prospect by NHL Central Scouting.



The Bobby Smith Trophy is awarded annually to the OHL Scholastic Player of the Year who best combines high standards of play and academic excellence. The trophy is in honour of Bobby Smith, former Ottawa 67's star who exhibited the standard of excellence required by the award. Each team's nominee for the award becomes a member of the OHL Scholastic Team of the Year.

SEASON PLAYER

1979-80 Steve Konroyd, Oshawa
1980-81 Doug Smith, Ottawa
1981-82 Dave Simpson, London
1982-83 Dave Gagner, Brantford
1983-84 Scott Tottle, Peterborough
1984-85 Craig Billington, Belleville
1985-86 Chris Clifford, Kingston
1986-87 John McIntyre, Guelph
1987-88 Darrin Shannon, Windsor
1988-89 Brian Collinson, Toronto
1989-90 Ryan Kuwabara, Ottawa
1990-91 Nathan LaFayette, Cornwall
1991-92 Nathan LaFayette, Cornwall
1992-93 Tim Spitzig, Kitchener
1993-94 Ethan Moreau, Niagara Falls
1994-95 Jamie Wright, Guelph
1995-96 Boyd Devereaux, Kitchener
1996-97 Jake McCracken, S.S.M.

SEASON PLAYER

1997-98 Manny Malhotra, Guelph
1998-99 Rob Zepp, Plymouth
1999-00 Brad Boyes, Erie
2000-01 Dustin Brown, Guelph
2001-02 Dustin Brown, Guelph
2002-03 Dustin Brown, Guelph
2003-04 Scott Lehman, Toronto
2004-05 Richard Clune, Sarnia
2005-06 Danny Batochio, Ottawa
2006-07 Steven Stamkos, Sarnia
2007-08 Ryan Ellis, Windsor
2008-09 Matt Duchene, Brampton
2009-10 Erik Gudbranson, Kingston
2010-11 Dougie Hamilton, Niagara
2011-12 Adam Pelech, Erie
2012-13 Darnell Nurse, S.S. Marie
2013-14 Connor McDavid, Erie
2014-15 Connor McDavid, Erie

2014-15 OHL SCHOLASTIC TEAM

Barrie Colts — Rocky Kaura
Belleville Bulls — Justin Lemcke
Erie Otters — Connor McDavid*
Guelph Storm — Matthew Hotchkiss
Kingston Frontenacs — Lawson Crouse
Kitchener Rangers — Adam Mascherin
London Knights — Victor Mete
Mississauga Steelheads — Stephen Gibson
Niagara IceDogs — Brandon Hope
North Bay Battalion — Riley Bruce*

Oshawa Generals — Mitchell Vande Sompel
Ottawa 67's — Travis Konecny*
Owen Sound Attack — Liam Dunda
Peterborough Petes — Matthew Spencer
Plymouth Whalers — Cullen Mercer*
Saginaw Spirit — Mitchell Webb*
Sarnia Sting — Jakob Chyhrun
Sault Ste. Marie Greyhounds — Blake Speers*
Sudbury Wolves — Michael Pezzetta
Windsor Spitfires — Aaron Luchuk

* member of 2013-14 OHL Scholastic Team

OHL SCHOLASTIC AWARDS

In March 2005, the Ontario Hockey League announced two new awards to annually recognize the accomplishments of the top student athletes that compete in the OHL.

The Roger Neilson Memorial Award was created to recognize the OHL's top academic player attending university and the Ivan Tennant Memorial Award was created to recognize the OHL's top academic player attending high school.

The awards are presented annually along with the Bobby Smith Trophy, which is awarded to the OHL player that best combines hockey and education.

IVAN TENNANT MEMORIAL AWARD

STEPHEN DHILLON

NIAGARA ICEDOGS

Stephen Dhillon, a 16-year-old rookie from Buffalo, NY, achieved a 95% average during the 2014-15 academic year with a full six-course workload including University level Chemistry, Physics, Math, English, Canadian History and French, while attending Governor Simcoe Secondary School in St. Catharines. Selected by the IceDogs in the third round of the 2014 OHL Priority Selection, the former Buffalo Regals goaltender also received Central Division Academic Player of the Month honours for November after making his OHL debut between the pipes on October 11.

Ivan Tennant Memorial Award - This award is given out each year to the top academic high school student in the OHL. The award is based on the player's average in his best six courses regardless of level of difficulty of the courses. The award is named in honour of Ivan Tennant who spent a lifetime combining hockey and education. He was the Kitchener Rangers' Education Consultant for 20 years and a key figure on the OHL's Academic Advisor's Committee.

SEASON PLAYER

2004-05 Matt Pelech, Sarnia

2005-06 Joe Pleckaitis, Ottawa

2006-07 Andrew Shorkey, Owen Sound

2007-08 Alex Freisen, Niagara

SEASON PLAYER

2008-09 Freddie Hamilton, Niagara

2009-10 Dougie Hamilton, Niagara

2010-11 Andrew D'Agostini, Peterborough

2011-12 Adam Pelech, Erie

SEASON PLAYER

2012-13 Connor Burgess, Sudbury

2013-14 Adam Craievich, Guelph

2014-15 Stephen Dhillon, Niagara

ROGER NEILSON MEMORIAL AWARD

JUSTIN NICHOLS

GUELPH STORM

Justin Nichols, a 19-year-old from St. Catharines, ON, is a first year student at the University of Guelph where he excelled in Sociology, Introductory Marketing, and Human Development.

Playing in his third OHL season and second with the Storm, Nichols posted a 34-20-2-1 record with two shutouts, along with a goals-against-average of 3.26 and save percentage of .907 for the defending OHL champs.

Roger Neilson Memorial Award - This award is presented each year to recognize the top post-secondary player in the OHL. The Roger Neilson Memorial Award is named in honour of the Hall of Fame Coach. While coaching the Peterborough Petes in the late 1960's and early 1970's, Neilson, a former high school teacher, was a pioneer in stressing the importance of education to all of his players.

SEASON PLAYER

2004-05 Dan Battochio, Ottawa

2005-06 Dan Battochio, Ottawa

2006-07 Derrick Bagshaw, Erie

2007-08 Scott Aarssen, London

SEASON PLAYER

2008-09 Tim Priamo, Guelph

2009-10 Derek Lanoue, Windsor

2010-11 Derek Lanoue, Windsor

2011-12 Kyle Pereira, Guelph

SEASON PLAYER

2012-13 Daniel Altschuller, Oshawa

2013-14 Patrick Watling, S.S. Marie

2014-15 Justin Nichols, Guelph

CANADIAN HOCKEY LEAGUE AWARDS

PLAYER OF THE YEAR

SEASON	PLAYER, TEAM
14-15	Connor McDavid, Erie
13-14	Anthony Mantha, Val d'Or
12-13	Jonathan Drouin, Halifax
11-12	Brendan Shinnimin, Tri-City
10-11	Ryan Ellis, Windsor
09-10	Jordan Eberle, Regina
08-09	Cody Hodgson, Brampton
07-08	Justin Azevedo, Kitchener
06-07	John Tavares, Oshawa
05-06	Alexander Radulov, Quebec
04-05	Sidney Crosby, Rimouski
03-04	Sidney Crosby, Rimouski
02-03	Corey Locke, Ottawa
01-02	P.-M. Bouchard, Chicoutimi
00-01	Simon Gamaache, Val d'Or
99-00	Brad Richards, Rimouski
98-99	Brian Campbell, Ottawa
97-98	Sergei Varlamov, S. Current
96-97	Alyn McCauley, Ottawa
95-96	Christian Dube, Sherbrooke
94-95	David Ling, Kingston
93-94	Jason Allison, London
92-93	Pat Peake, Detroit
91-92	Charles Poulin, Ste. Hyac.
90-91	Eric Lindros, Oshawa
89-90	Mike Ricci, Peterborough
88-89	Bryan Fogarty, Niagara Falls
87-88	Joe Sakic, Swift Current
86-87	Rob Brown, Kamloops
85-86	Luc Robitaille, Hull
84-85	Dan Hodgson, Prince Albert
83-84	Mario Lemieux, Laval
82-83	Pat LaFontaine, Verdun
81-82	Dave Simpson, London
80-81	Dale Hawerchuk, Cornwall
79-80	Doug Wickenheiser, Regina
78-79	Pierre LaCroix, Trois Rivières
77-78	Bob Smith, Ottawa
76-77	Dale McCourt, Hamilton
75-76	Peter Lee, Ottawa
74-75	Ed Staniowski, Regina

ROOKIE OF THE YEAR

SEASON	PLAYER, TEAM
14-15	Alex DeBrincat, Erie
13-14	Nikolaj Ehlers, Halifax
12-13	Valentin Zykov, Baie-Comeau
11-12	Mikhail Grigorenko, Quebec
10-11	Nail Yakupov, Sarnia
09-10	Matt Puempel, Peterborough
08-09	Brett Connolly, Prince George
07-08	Taylor Hall, Windsor
06-07	Patrick Kane, London
05-06	John Tavares, Oshawa
04-05	Benoit Pouliot, Sudbury
03-04	Sidney Crosby, Rimouski
02-03	Matt Ellison, Red Deer
01-02	Patrick O'Sullivan, Miss.
00-01	Scottie Upshall, Kamloops
99-00	Dan Blackburn, Kootenay
98-99	Pavel Brendl, Calgary
97-98	David Legwand, Plymouth
96-97	Vincent Lecavalier, Rimouski
95-96	Joe Thornton, S.S. Marie
94-95	Bryan Berard, Detroit
93-94	Vitali Yachmenev, North Bay
92-93	Jeff Friesen, Regina
91-92	Alexandre Daigle, Victoriaville
90-91	Phillippe Boucher, Granby
89-90	Petr Nedved, Seattle
88-89	Yanic Perrault, Trois-Rivières
87-88	Martin Gelinac, Hull

DEFENCEMAN OF THE YEAR

SEASON	PLAYER, TEAM
14-15	Anthony DeAngelo, S.S. Marie
13-14	Ryan Sproul, S.S. Marie
12-13	Dougie Hamilton, Niagara
10-11	Ryan Ellis, Windsor
09-10	David Savard, Moncton
08-09	Jonathan Blum, Vancouver
07-08	Karl Alzner, Calgary
06-07	Kris Russell, Medicine Hat
05-06	Keith Yandle, Moncton
04-05	Danny Syvret, London
03-04	James Wisniewski, Plymouth
02-03	Brendan Bell, Ottawa
01-02	Dan Hamhuis, Prince George
00-01	Marc Ande Bergeron, Shaw.
99-00	Micki Dupont, Kamloops

98-99	Brad Stuart, Calgary
97-98	Derrick Walser, Rimouski
96-97	Sean Blanchard, Ottawa
95-96	Bryan Berard, Detroit
94-95	Nolan Baumgartner, Kaml.
93-94	Steve Gosselin, Chicoutimi
92-93	Chris Pronger, Peterborough
91-92	Drake Berehowsky, N.Bay
90-91	Patrice Berube, Drum.
89-90	John Slaney, Cornwall
88-89	Bryan Fogarty, Niagara Falls
87-88	Greg Hawgood, Kamloops

GOALTENDER OF THE YEAR

SEASON	PLAYER, TEAM
14-15	Philippe Desrosiers, Rimouski
13-14	Jordan Cooke, Kelowna
12-13	Patrik Bartosak, Red Deer
11-12	Michael Houser, London
10-11	Darcy Kuemper, Red Deer
09-10	Jake Allen, Drummondville
08-09	Mike Murphy, Belleville
07-08	Chet Pickard, Tri-City
06-07	Carey Price, Tri-City
05-06	Justin Pogge, Calgary
04-05	Jeff Glass, Kootenay
03-04	Cam Ward, Red Deer
02-03	Adam Russo, Ac. Bathurst
01-02	Ray Emery, S.S. Marie
00-01	Dan Blackburn, Kootenay
99-00	Andrew Raycroft, Kingston
98-99	Cody Rudkowsky, Seattle
97-98	Mathieu Garon, Victoriaville
96-97	Marc Denis, Chicoutimi
95-96	Frederic Chenevas, Granby
94-95	Martin Biron, Beauport
93-94	Norm Maradee, Saskatoon
92-93	Jocelyn Thibault, Sherbrooke
91-92	Corey Hirsch, Kamloops
90-91	Felix Potvin, Chicoutimi
89-90	Trevor Kidd, Brandon
88-89	Stephane Fiset, Victoriaville
87-88	Stephane Beauregard, St. Jean

SPORTSMAN OF THE YEAR

SEASON	PLAYER, TEAM
14-15	Bourke Chartier, Kelowna
13-14	Sam Reinhart, Kootenay
12-13	Tyler Graovac, Belleville
11-12	Mark Stone, Brandon
10-11	Philip-Michael Devos, Gatineau
09-10	Jason Bast, Moose Jaw
08-09	Cedric Lalonde-McNicoll, Shaw.
07-08	Cedric Lalonde-McNicoll, Shaw.
06-07	David Desharnais, Chicoutimi
05-06	Kris Russell, Medicine Hat
04-05	Jeff Carter, Sault Ste. Marie
03-04	Benoit Mondou, Shawinigan
02-03	Kyle Wellwood, Windsor
01-02	Brad Boyes, Erie
00-01	Brandon Reid, Val d'Or
99-00	Jonathan Roy, Moncton
98-99	Matt Kinch, Calgary
97-98	Cory Cyrenne, Brandon
96-97	Kelly Smart, Brandon
95-96	Hnei Domenichelli, Kamloops
94-95	Eric Daze, Beauport
93-94	Yannick Dube, Laval
92-93	Rick Gerard, Swift Current
91-92	Martin Gendron, S. Hyac.
90-91	Pat Falloon, Spokane
89-90	Andrew McKim, Hull

HUMANITARIAN OF THE YEAR

SEASON	PLAYER, TEAM
14-15	Danick Martel, Blainville-Boisbriand
13-14	Sam Fioretti, Moose Jaw
12-13	Ben Fanelli, Kitchener
11-12	Vincent Barnard, Quebec
10-11	Spencer Edwards, Moose Jaw
09-10	Ryan Hayes, Plymouth
08-09	Matthew Pritchill, Shawinigan
07-08	Chris Morahan, Moncton
06-07	Kyle Moir, Swift Current
05-06	Mike Angelidis, Owen Sound
04-05	Colin Fraser, Red Deer
03-04	Chris Campoli, Erie
02-03	Ryan Craig, Brandon
01-02	Brandin Cote, Spokane
00-01	Jim Vandermeer, Red Deer
99-00	Simone Gamaache, Val d'Or
98-99	Phillippe Sauve, Rimouski
97-98	Jason Metcalfe, London

96-97	Jesse Wallin, Red Deer
95-96	Craig Mills, Belleville
94-95	D.A. Beaugard, Ste. Hyac.
93-94	Stephane Roy, Val d'Or
92-93	Kel Corpse, Kingston

SCHOLASTIC PLAYER / YEAR

SEASON	PLAYER, TEAM
14-15	Connor McDavid, Erie
13-14	Connor McDavid, Erie
12-13	Josh Morrissey, Prince Albert
11-12	Jonathan Brunelle, Cape Breton
10-11	Dougie Hamilton, Niagara
09-10	Dominic Jalbert, Chicoutimi
08-09	Stefan Elliott, Saskatoon
07-08	Robert Slaney, Cape Breton
06-07	Alexandre Picard-Hooper, B-C
05-06	P.-M. Guilbault, Shawinigan
04-05	Gilbert Brule, Vancouver
03-04	Devan Dubnyk, Kamloops
02-03	Dustin Brown, Guelph
01-02	Olivier Michaud, Montreal
00-01	Dan Hulak, Portland
99-00	Brad Boyes, Erie
98-99	Rob Zepp, Plymouth
97-98	Kyle Rossiter, Spokane
96-97	Stefan Cherneski, Brandon
95-96	Boyd Devereaux, Kitchener
94-95	Perry Johnson, Regina
93-94	Patrick Boileau, Laval
92-93	David Prohmenkoff, Leth.
91-92	Nathan LaFayette, Cornwall
90-91	Scott Niedermayer, Kamloops
89-90	Jeff Nelson, Prince Albert
88-89	Jeff Nelson, Prince Albert
87-88	Darrin Shannon, Windsor

BRIAN KILREA COACH OF THE YEAR

SEASON	COACH, TEAM
14-15	Sheldon Keefe, S.S. Marie
13-14	Eric Veilleux, Baie-Comeau
12-13	Dominique Ducharme, Halifax
11-12	Jim Hiller, Tri-City
10-11	Gerard Gallant, Saint John
09-10	Gerard Gallant, Saint John
08-09	Bob Boughner, Windsor
07-08	Bob Boughner, Windsor
06-07	Clement Jodoin, Lewiston
05-06	Wil Desjardins, Med. Hat
04-05	Cory Clouston, Kootenay
03-04	Dale Hunter, London
02-03	Marc Habscheid, Kelowna
01-02	Bob Lowes, Regina
00-01	Brent Sutter, Red Deer
99-00	Peter DeBoer, Plymouth
98-99	Guy Chouinard, Quebec
97-98	Dean Clark, Calgary
96-97	Brian Kilrea, Ottawa
95-96	Bob Lowes, Brandon
94-95	Craig Hartsburg, Guelph
93-94	Bert Templeton, North Bay
92-93	Marcel Comeau, Tacoma
91-92	Bryan Maxwell, Spokane
90-91	Joe Camale, Chicoutimi
89-90	Ken Hitchcock, Kamloops
88-89	Joe McDonnell, Kitchener
87-88	Alain Vigneault, Hull

TOP SCORER

SEASON	PLAYER, TEAM
14-15	Connor Garland, Moncton/Dylan Strome, Erie
13-14	Connor Brown, Erie
12-13	Brendan Leipsic, Portland
11-12	Nicolas Petan, Portland
10-11	Brendan Shinnimin, Tri-City
09-10	Linden Vey, Medicine Hat
08-09	Brandon Kozun, Calgary
07-08	Yannick Riendeau, Drummondville
06-07	Justin Azevedo, Kitchener
05-06	Patrick Kane, London
04-05	Alexander Radulov, Quebec
03-04	Sidney Crosby, Rimouski
02-03	Sidney Crosby, Rimouski
01-02	Corey Locke, Ottawa
00-01	P.-M. Bouchard, Chicoutimi
99-00	Simon Gamaache, Val d'Or
98-99	Brad Richards, Rimouski
97-98	Mike Ribeiro, Rimouski
96-97	Ramzi Abid, Chicoutimi
95-96	Pavel Rosa, Hull
94-95	Daniel Briere, Drum.
93-94	Marc Savard, Oshawa
92-93	Jason Allison, London

OHL GRADUATES IN THE HOCKEY HALL OF FAME

NAME	OHL CLUB	GRAD.	NAME	OHL CLUB	GRAD.
Syl Apps	Paris Greons	1930-31	Harvey Busher Jackson	Toronto Marlboros	1928-29
George Armstrong	Stratford/Toronto Marlboros	1948-49	Peter Karmanos Jr.	Plymouth Whalers (owner)	
Ace Bailey	Toronto St. Mary's	1923-24	Red Kelly	Toronto St. Michael's	1946-47
Harold Ballard	West Toronto Nationals (mgr)		David Keon	Toronto St. Michael's	1959-60
Bill Barber	Kitchener Rangers	1971-72	Brian Kilrea	Hamilton Tiger Cubs	1954-55
Andy Bathgate	Guelph Biltmores	1952-53		Ottawa 67's (coach)	2009-10
Bobby Bauer	St. Michael's/Kitchener Rangers	1934-35	Jacques Laperriere	Montreal Jr. Canadiens	1961-62
Father David Bauer	St. Michael's/Oshawa		Guy Lapointe	Montreal Jr. Canadiens	1967-68
Turk Broda	Tor. Marlboros/Ldn Nationals (coach)		Jacques Lemaire	Montreal Jr. Canadiens	1965-66
Billy Burch	Toronto Aura Lee	1921-22	Ted Lindsay	St. Michael's/Oshawa	1943-44
Gerry Cheevers	Toronto St. Michael's Majors	1960-61	Harry Lumley	Barrie Colts	1942-43
Dino Ciccarelli	London Knights	1979-80	Al MacInnis	Kitchener Rangers	1982-83
Paul Coffey	S.S.Marie/Kitchener	1979-80	Frank Mahovlich	Toronto St. Michael's	1955-56
Charlie Conacher	Toronto Marlboros	1928-29	Stan Mikita	St. Catharines Teepees	1957-58
Lionel Conacher	Toronto	1919-20	Larry Murphy	Peterborough Petes	1979-80
Roy Conacher	West Toronto Nationals	1935-36	Bobby Orr	Oshawa Generals	1965-66
Murray Costello	St. Michael's Majors	1952-53	Bernie Parent	Niagara Falls Flyers	1963-64
Yvan Cournoyer	Montreal Jr. Canadiens	1963-64	Brad Park	Toronto Marlboros	1967-68
Hap Day	West Toronto Nationals (coach)		Gilbert Perreault	Montreal Jr. Canadiens	1969-70
Alex Delvecchio	Oshawa Generals	1950-51	Pierre Pilote	St. Catharines Teepees	1951-52
Marcel Dionne	St. Catharines Blackhawks	1970-71	Rudy Pilous	St. Catharines (coach/manager)	
Dick Duff	Toronto St. Michael's Majors	1954-55	Denis Potvin	Ottawa 67's	1972-73
Woody Dumart	Kitchener Greenshirts	1934-35	Joe Primeau	St. Michael's/St. Mary's/Marlboros	1926-27
Phil Esposito	St. Catharines Teepees	1961-62	Chris Pronger	Peterborough Petes	1992-93
Ron Francis	Sault Ste. Marie Greyhounds	1981-82	Marcel Pronavost	Windsor Spitfires	1948-49
Bob Gainey	Peterborough Petes	1972-73	Bob Pulford	Toronto Marlboros	1955-56
Mike Gartner	Niagara Falls Flyers	1977-78	Bill Quackenbush	Toronto Native Sons/Brantford	1941-42
Rod Gilbert	Guelph Biltmores	1958-59	Jean Ratelle	Guelph Biltmores	1959-60
Doug Gilmour	Cornwall Royals	1982-83	Larry Robinson	Kitchener Rangers	1970-71
Jim Gregory	Toronto Marlboros (coach)	1964-65	Serge Savard	Montreal Jr. Canadiens	1965-66
Wayne Gretzky	Peterborough/S.S.Marie	1977-78	Terry Sawchuk	Galt Red Wings/Windsor	1947-48
Glenn Hall	Windsor Spitfires	1950-51	Milt Schmidt	Kitchener Greenshirts	1935-36
Red Horner	Toronto Marlboros		Frank Selke Sr.	Toronto Marlboros (coach)	
Tim Horton	Toronto St. Michael's	1948-49	Brendan Shanahan	London Knights	1986-87
Gordie Howe	Galt Red Wings		Steve Shutt	Toronto Marlboros	1971-72
Mark Howe	Toronto Marlboros	1972-73	Harry Sinden	Oshawa Generals	1952-53
Harry Howell	Guelph Biltmores	1951-52	Darryl Sittler	London Knights	1970-71
Bobby Hull	St. Catharines Teepees	1956-57	Scott Stevens	Kitchener Rangers	1981-82
Punch Imlach	Toronto Young Rangers	1937-38	Steve Yzerman	Peterborough Petes	1982-83

OHL ALL-STAR TEAMS

2014-15

Goal
Defence
Defence
Centre
Right Wing
Left Wing
Coach

First Team
Lucas Peressini, Kingston
Anthony DeAngelo, S.S. Marie
Chris Bigras, Owen Sound
Connor McDavid, Erie
Mitchell Marner, London
Max Domi, London
Sheldon Keefe, S.S. Marie

2013-14

Goal
Defence
Defence
Centre
Right Wing
Left Wing
Coach

First Team
Alex Nedeljkovic, Plymouth
Aaron Ekblad, Barrie
Slater Koekkoek, Windsor
Scott Laughton, Oshawa
Connor Brown, Erie
Dane Fox, Erie
DJ Smith, Oshawa

2012-13

Goal
Defence
Defence
Centre
Right Wing
Left Wing
Coach

First Team
Jordan Binnington, Owen Sound
Ryan Sproul, S.S. Marie
Scott Harrington, London
Vincent Trocheck, Plymouth
Seth Griffith, London
Reid Boucher, Sarnia
Mike Vellucci, Plymouth

2011-12

Goal
Defence
Defence
Centre
Right Wing
Left Wing
Coach

First Team
Michael Houser, London
Dougie Hamilton, Niagara
Scott Harrington, London
Michael Sgarbosa, Sudbury
Tyler Toffoli, Ottawa
Brandon Saad, Saginaw
Greg Gilbert, Saginaw

2010-11

Goal
Defence
Defence
Centre
Right Wing
Left Wing
Coach

First Team
Mark Visentin, Niagara
Ryan Ellis, Windsor
Ryan Murphy, Kitchener
Joey Hishon, Owen Sound
Tyler Toffoli, Ottawa
Garrett Wilson, Owen Sound
Mark Reeds, Owen Sound

2009-10

Goal
Defence
Defence
Centre
Right Wing
Left Wing
Coach

First Team
Chris Carrozzi, Mis
Jacob Muzzin, SSM
Nick Crawford, Bar
Tyler Seguin, Ply
Bryan Cameron, Bar
Taylor Hall, Wsr
Dale Hunter, Ldn

2008-09

Goal
Defence
Defence
Centre
Right Wing
Left Wing
Coach

First Team
Mike Murphy, Belv
Ryan Ellis, Wsr
P.K. Subban, Belv
Cody Hodgson, Bram
Bryan Cameron, Belv
Taylor Hall, Wsr
Bob Boughner, Wsr

2007-08

Goal
Defence
Defence
Centre
Right Wing
Left Wing
Coach

First Team
Mike Murphy, Belv
Drew Doughty, Gue
Zach Bogosian, Pbo
Justin Azevedo, Kit
Matt Halischuk, Kit
Brett MacLean, Osh
Bob Boughner, Wsr

2006-07

Goal
Defence
Defence
Centre
Right Wing
Left Wing
Coach

First Team
Steve Mason, Ldn
Marc Staal, Sby
Drew Doughty, Gue
John Tavares, Osh
Patrick Kane, Ldn
James Neal, Ply
Michael Vellucci, Ply

Second Team

Ken Appleby, Oshawa
Darnell Nurse, S.S. Marie
Rasmus Andersson, Barrie
Dylan Strome, Erie
Alex DeBrincat, Erie
Tyler Bertuzzi, Guelph
Jeff Brown, Ottawa

Second Team

Matt Murray, S.S. Marie
Adam Pelech, Erie
Nikita Zadorov, London
Connor McDavid, Erie
Scott Kosmachuk, Guelph
Michael Dal Colle, Oshawa
Kris Knoblauch, Erie

Second Team

John Gibson, Kitchener
Cody Ceci, Owen Sound
Ryan Murphy, Kitchener
Charles Sarault, Sarnia
Brett Ritchie, Niagara
Garret Ross, Saginaw
George Burnett, Belleville

Second Team

Mark Visentin, Niagara
Cody Ceci, Ottawa
Ryan Murphy, Kitchener
Sean Monahan, Ottawa
Seth Griffith, London
Tanner Pearson, Barrie
Steve Spott, Kitchener

Second Team

JP Anderson, Mississauga
Dougie Hamilton, Niagara
Marc Cantin, Mississauga
Ryan Strome, Niagara
Jason Akeson, Kitchener
Marcus Foligno, Sudbury
Dave Cameron, Mississauga

Second Team

Matt Hackett, Ply
Cameron Gaunce, Mis
Ryan Ellis, Wsr
Nazem Kadri, Ldn
Taylor Beck, Gue
Jeremy Morin, Kit
Dave Cameron, Mis

Second Team

Thomas McCollum, Bram
Cameron Gaunce, Mis
John Carlson, Ldn
John Tavares, Ldn
Greg Nemisz, Wsr
Justin DiBenedetto, Sar
George Burnett, Belv

Second Team

Steve Mason, Kit
Bobby Sanguinetti, Bra
Yannick Weber, Kit
Steven Stamkos, Sar
Stefan Legein, Nia
Luca Caputi, Nia
Peter DeBoer, Kit

Second Team

Michal Neuvirth, Ply
Jakub Kindl, Kit
Ryan Parent, Gue
Bryan Little, Bar
Tyler Donati, Belv
Brett MacLean, Osh
Mike Kelly, Mis

Third Team

Alex Nedeljkovic, Plymouth
Jakob Chychrun, Sarnia
Jordan Subban, Belleville
Joseph Blandis, Barrie
Sergey Tolchinsky, S.S. Marie
Michael Dal Colle, Oshawa
D.J. Smith, Oshawa

Third Team

Oscar Dansk, Erie
Darnell Nurse, S.S. Marie
Matt Finn, Guelph
Sam Bennett, Kingston
Nick Baptiste, Sudbury
Max Domi, London
Scott Walker, Guelph

Third Team

Malcolm Subban, Belleville
Dylan DeMelo, Mississauga
Colin Miller, S.S. Marie
Boone Jenner, Oshawa
Cameron Brace, Owen Sound
Anthony Camara, Barrie
D.J. Smith, Oshawa

Third Team

John Gibson, Kitchener
Beau Schmitz, Plymouth
Ryan Sproul, Sault Ste. Marie
Alex Friesen, Niagara
Nail Yakupov, Sarnia
Andrew Agozzino, Niagara
Stan Butler, Brampton

Third Team

Petr Mrizek, Ottawa
Brett Flemming, Mississauga
Jesse Blacker, Owen Sound
Casey Cizikas, Mississauga
Christian Thomas, Oshawa
Josh Shalla, Saginaw
Michael Vellucci, Plymouth

Third Team

Patrick Killeen, Bra
Alex Pietrangelo, Bar
Shawn Lalonde, Belv
Luke Pitner, Bar
Greg Nesmisz, Wsr
Chris MacKinnon, Kit
Marty Williamson, Bar

Third Team

Edward Pasquale, Sag
Alex Pietrangelo, Nia
Michael Del Zotto, Ldn
Chris Terry, Ply
Matt Kennedy, Gue
Evgeny Grachev, Bram
Mike Vellucci, Ply

Third Team

Thomas McCollum, Gue
Alex Pietrangelo, Nia
Ryan Wilson, Sar
Shawn Matthias, Belv
Wayne Simmonds, SSM
Matt Beleskey, Belv
George Burnett, Belv

Third Team

Thomas McCollum, Gue
Alex Pietrangelo, Mis
Patrick McNeill, Sag
Sam Gagner, Ldn
Sergei Kostitsyn, Ldn
Jamie McGinn, Ott
Dave Barr, Gue

2005-06 Goal Defence Defence Centre Right Wing Left Wing Coach	First Team Adam Dennis, Ldn Andrej Sekera, OS Marc Staal, Sby Rob Schremp, Ldn David Bolland, Ldn Mike Angelidis, OS Dave Barr, Gue	Second Team Dan Turple, Kit Ryan Parent, Gue Patrick McNeill, Sag Wojtek Wolski, Bram Ryan Callahan, Gue Dylan Hunter, Ldn Dale Hunter, Ldn	Third Team Kevin Lalonde, Belv Matt Lashoff, Kit Michael Vernace, Bram Bryan Little, Bar Michael Blunden, Er Ryan Hamilton, Bar Dick Todd, Pbo
2004-05 Goal Defence Defence Centre Right Wing Left Wing Coach	First Team Michael Ouzas, Mis Danny Syvret, Ldn Andre Benoit, Kit Jeff Carter, SSM Corey Perry, Ldn Dylan Hunter, Ldn Dale Hunter, Ldn	Second Team Adam Dennis, Ldn Jordan Smith, SSM Kyle Quincey, Miss Michael Richards, Kit Bobby Ryan, OS Benoit Pouliot, Sby Dick Todd, Pbo	Third Team Gerald Coleman, Ldn Nathan McIver, Tor Mark Flood, Pbo Brad Richardson, OS Ryan Callahan, Gue Liam Reddox, Pbo Mike Stothers, OS
2003-04 Goal Defence Defence Centre Right Wing Left Wing Coach	First Team Paulo Colaiacovo, Bar James Wisniewski, Ply Dennis Wideman, Ldn Corey Locke, Ott Corey Perry, Ldn Wojtek Wolski, Bram Dale Hunter, Ldn	Second Team Patrick Ehelechner, Sby Andre Benoit, Kit Jeremy Swanson, Bar Jeff Carter, SSM Stefan Ruzicka, OS Scott Dobben, SSM Greg Gilbert, Mis	Third Team David Shantz, Mis Chris Campoli, Er Kevin Klein, Gue Martin St. Pierre, Gue David Bolland, Ldn Dylan Hunter, Ldn Shawn Camp, Gue
2002-03 Goal Defence Defence Centre Right Wing Left Wing Coach	First Team Andy Chiodo, TOR Brendan Bell, Ott Lukas Krajcick, PBO Corey Locke, Ott Matt Foy, Ott Cody McCormick, BELV Brian Kilrea, Ott	Second Team Chris Houle, LDN Steve Eminger, KIT Carlo Colaiacovo, ER Eric Staal, PBO Chad Larose, PLY Brandon Nolan, OSH Jim Hulton, BELV	Third Team Michael Mole, BELV Trevor Daley, SSM Tim Gleason, WSR Matt Stajani, BELV Dustin Brown, GUE Kris Newbury, SAR Peter DeBoer, KIT
2001-02 Goal Defence Defence Centre Right Wing Left Wing Coach	First Team Ray Emery, SSM Erik Reitz, Bar Mark Popovic, Tor Brad Boyes, Er Cory Pecker, Er Nathan Robinson, Belv Craig Hartsburg, SSM	Second Team Peter Budaj, Tor Carlo Colaiacovo, Er Steve Eminger, Kit Kris Newbury, Sar Mike Renzi, Belv Steve Ott, Wsr Dave Cameron, Tor	Third Team David Chant, Bar Kevin Dallman, Gue Fedor Tjutin, Gue Jason Spezza, Belv Miguel Delisle, Ott Rick Nash, Ldn Dave MacQueen, Er
2000-01 Goal Defence Defence Centre Right Wing Left Wing Coach	First Team Craig Andersson, Gue Rostislav Klesla, Bra Alexei Semenov, Sby Kyle Wellwood, Belv Branko Radivojevic, Belv Randy Rowe, Belv Dave MacQueen, Er	Second Team Rob Zepp, Ply Kevin Dallman, Gue Jon Zion, Ott Brad Boyes, Bra Cory Pecker, Er Raffi Torres, Bra Dave Cameron, Tor	Third Team Alex Auld, NB Libor Ustrnul, Ply Mark Popovic, Tor Jason Spezza, Wsr Nikita Alexeev, Er Steve Ott, Wsr Jim Hulton, Belv
1999-00 Goal Defence Defence Centre Right Wing Left Wing Coach	First Team Andrew Raycroft, Kgn John Erskine, Ldn Branislav Mezei, Belv Dan Tessier, Ott Norm Milley, Sby Taylor Pyatt, Sby Peter DeBoer, Ply	Second Team Rob Zepp, Ply Allan Rourke, Kit Kevin Mitchell, Gue Jason Jaspers, Sby Sheldon Keefe, Bar Raffi Torres, Bra Tom Webster, Wsr	Third Team Levente Szuper, Ott Alexei Semenov, Sby Mike Van Ryn, Sar Josef Vasicek, SSM Denis Shvidki, Bar Jonathan Schill, Kgn Stan Butler, Bra
1998-99 Goal Defence Defence Centre Right Wing Left Wing Coach	First Team Brian Finley, Bar Brian Campbell, Ott Bryan Allen, Osh Daniel Tkaczuk, Bar Ivan Novoseltsev, Sar Ryan Ready, Belv Peter DeBoer, Ply	Second Team Tyrone Garner, Osh Kevin Mitchell, Gue Martin Skoula, Bar Harold Druken, Ply Norm Milley, Sby Denis Shvidki, Bar Louis Crawford, Belv	Third Team Seamus Kotyk, Ott Nick Boynton, Ott Nikos Tselios, Ply Peter Sarno, Sar Sheldon Keefe, Bar Jay Legault, Ldn Dave Siciliano, OS
1997-98 Goal Defence Defence Centre Right Wing Left Wing Coach	First Team Bujar Amidovski, Tor Chris Allen, Kgn Sean Blanchard, Ott David Legwand, Ply Brian Willisie, Gue Rob Mailloux, Kgn Gary Agnew, Ldn	Second Team Robert Esche, Ply Richard Jackman, SSM Chris Hajt, Gue Jon Sim, Sar Max Spiridonov, Ldn Colin Pepperall, Er George Burnett, Gue	Third Team Ty Garner, Osh Jeff Brown, Ldn Brian Campbell, Ott Peter Sarno, Wsr Matt Bradley, Kgn Jeremy Adduono, Sby Lou Crawford, Belv

1996-97
Goal
Defence
Defence
Centre
Right Wing
Left Wing
Coach

First Team
Zac Bierk, Pbo
Sean Blanchard, Ott
Andy Delmore, Sar
Alyn McCauley, Ott
Cameron Mann, Pbo
Daniel Cleary, Belv
Brian Kilrea, Ott

1995-96
Goal
Defence
Defence
Centre
Right Wing
Left Wing
Coach

First Team
Craig Hillier, Ott
Bryan Berard, Det
Kevin Bolibruck, Pbo
Alyn McCauley, Ott
Cameron Mann, Pbo
Daniel Cleary, Belv
Brian Kilrea, Ott

1994-95
Goal
Defence
Defence
Centre
Right Wing
Left Wing
Coach

First Team
Tyler Moss, Kgn
Ed Jovanovski, Wsr
Bryan Berard, Det
Jeff O'Neill, Gue
David Ling, Kgn
Dave Roche, Wsr
Craig Hartsburg, Gue

1993-94
Goal
Defence
Defence
Centre
Right Wing
Left Wing
Coach

First Team
Jamie Storr, OS
Jamie Rivers, Sby
Nick Stajduhar, Ldn
Jason Allison, Ldn
Kevin Brown, Det
Jeff Shevalier, NB
Bert Templeton, NB

1992-93
Goal
Defence
Defence
Centre
Right Wing
Left Wing
Coach

First Team
Manny Legace, NF
Chris Pronger, Pbo
Mark DeSantis, Nmkt
Pat Peake, Det
Jason Dawe, Pbo
Andrew Brunette, OS
Gary Agnew, Ldn

1991-92
Goal
Defence
Defence
Centre
Right Wing
Left Wing
Coach

First Team
Mike Fountain, Osh
Drake Berehowsky, NB
Scott Boston, Belv
Todd Simon, NF
Darren McCarty, Belv
Todd Warriner, Wsr
George Burnett, NF

1990-91
Goal
Defence
Defence
Centre
Right Wing
Left Wing
Coach

First Team
Mike Torchia, Kit
Chris Snell, Ott
Adam Foote, SSM
Eric Lindros, Osh
Rob Pearson, Osh
Trevor Halverson, NB
George Burnett, NF

1989-90
Goal
Defence
Defence
Centre
Right Wing
Left Wing
Coach

First Team
Jeff Fife, Belv
John Slaney, Cnwl
Chris Snell, Ott
Mike Ricci, Pbo
Owen Nolan, Cnwl
Bob Berg, Belv
Larry Mavety, Kgn

1988-89
Goal
Defence
Defence
Centre
Right Wing
Left Wing
Coach

First Team
Gus Morschauser, Kit
Bryan Fogarty, NF
Mathieu Schneider, Cnwl
Andrew Cassels, Ott
Stan Drulia, NF
Rob Cimetta, Tor
Joe McDonnell, Kit

Second Team
Kory Cooper, Belv
D.J. Smith, Wsr
Marty Wilford, Osh
Joe Thornton, SSM
Alexandre Volchkov, Bar
Dave Duerden, Pbo
Bill Stewart, Osh

Second Team
Dan Cloutier, Gue
Sean Brown, Sar
Jay McKee, NFS
Aaron Brand, Sar
Jeff Johnstone, NFS
Sean Haggerty, Det
Bert Templeton, Bar

Second Team
Mark McArthur, Gue
Wes Swinson, Kgn
Jamie Rivers, Sby
Marc Savard, Osh
Todd Bertuzzi, Gue
Larry Courville, Osh
Paul Maurice, Det

Second Team
Matt Mullin, Sby
Drew Bannister, SSM
Ed Jovanovski, Wsr
Keli Corpse, Kgn
Jason MacDonald, OS
Bob Wren, Det
Paul Maurice, Det

Second Team
Chad Lang, Pbo
Brent Tully, Pbo
Scott Walker, OS
Mike Harding, Pbo
Kevin Brown, Det
Bob Wren, Det
Rick Cornacchia, Osh

Second Team
Andrew Verner, Pbo
Jassen Cullimore, Pbo
Jeff Ricciardi, Ott
John Spoltore, NB
Scott Hollis, Osh
Chris Crombie, Ldn
Dick Todd, Pbo

Second Team
Andrew Verner, Pbo
John Slaney, Cnwl
Adam Bennett, Sby
Jarrod Skalde, Belv
Steven Rice, Kit
Brad May, NF
Ted Nolan, SSM

Second Team
Todd Bojcum, Pbo
Paul Holden, Ldn
Joni Lehto, Ott
Keith Primeau, NF
Mike Bodnarchuk, Kgn
Brad May, NF
Wayne Maxner, Ldn

Second Team
Rick Tabaracci, Cnwl
Jim Sprott, Ldn
Bryan Marchment, Belv
Mike Ricci, Pbo
John Purves, NB
Steve Maltais, Cnwl
Dick Todd, Pbo

Third Team
Robert Esche, Det
Nick Boynton, Ott
Chris Hajt, Gue
Jan Bulis, Bar
Joel Trottier, Ott
Dwayne Hay, Gue
Peter DeBoer, Det

Third Team
David Belitski, Kit / Travis Scott, Osh
Marc Moro, Kgn
Ryan Risidore, Gue
Sean Venedam, Sby
David Nemirovski, Sar
Jamie Wright, Gue
Mark Hunter, Sar

Third Team
Matt Mullin, Sby
Rory Fitzpatrick, Sby
Brad Brown, NB
Bill Bowler, Wsr
Vitali Yachmenev, NB
Ethan Moreau, Sby
Stan Butler, Osh

Third Team
Sandy Allan, NB
Jason Gladney, Kit
Brad Brown, NB
Mike Peca, Ott
Vitali Yachmenev, NB
Ethan Moreau, NFS
Jerry Harrigan, OS

Third Team
Marc Lamothe, Kgn
Blair Scott, Det
Nick Stajduhar, Ldn
Chris Gratton, Kgn
Scott Hollis, Osh
Jeff Shevalier, NB
Dick Todd, Pbo

Third Team
Manny Legace, NF
John Slaney, Cnwl
Dave Stewart, Kgn
Brett Seguin, Ott
Jason Dawe, Pbo
Tony Cimellaro, Belv
John Lovell, Cnwl

Third Team
Mike Lenarduzzi, SSM
Derian Hatcher, NB
Jason York, Wsr
Chris Taylor, Ldn
Steve Martell, Ldn
Jason Cirone, Wsr
Rick Cornacchia, Osh

Third Team
Jeff Wilson, Kgn
Rick Corriveau, Ldn
Adam Bennett, Sby
Paul DiPietro, Sby
Steve Rice, Kit
Gilbert Dionne, Kit
Dick Todd, Pbo

Third Team
Peter Ing, Ldn
Corey Foster, Pbo
Jeff Weaver, Kgn
Rob Zamuner, Gue
Jamie Leach, NF
Kevin Miehms, Osh
Terry Martin, Tor

1987-88
Goal Rick Tabaracci, Cnwl
Defence Darryl Shannon, Wsr
Defence Mathieu Schneider, Cnwl
Centre Andrew Cassels, Ott
Right Wing Sean Williams, Osh
Left Wing Dan Currie, SSM
Coach Dick Todd, Pbo

1986-87
Goal Ron Tugnut, Pbo
Defence Kerry Huffman, Gue
Defence Bryan Fogarty, Kgn
Centre Scott McCrory, Osh
Right Wing Lee Giffin, Osh
Left Wing Derek King, Osh
Coach Paul Theriault, Osh

1985-86
Goal Kay Whitmore, Pbo
Defence Terry Carkner, Pbo
Defence Jeff Brown, Sby
Centre Jason Lafreniere, Belv
Right Wing Ray Sheppard, Cnwl
Left Wing Nick Nypreos, NB
Coach Jacques Martin, Gue

1984-85
Goal Craig Billington, Belv
Defence Bob Halkidis, Ldn
Defence Jeff Beukeboom, SSM
Centre Wayne Groulx, SSM
Right Wing Graeme Bonar, SSM
Left Wing David Lowry, Ldn
Coach Terry Crisp, SSM

1983-84
Goal Darren Pang, Ott
Defence Brad Shaw, Ott
Defence Dave Shaw, Kit
Centre John Tucker, Kit
Right Wing Wayne Presley, Kit
Left Wing Garry Lacey, Tor
Coach Tom Barrett, Kit

1982-83
Goal Allan Bester, Bfd
Defence Allan MacInnis, Kit
Defence Joe Cirella, Osh
Centre Doug Gilmour, Cnwl
Right Wing Mike Siltala, Kgn
Left Wing Bob Errey, Pbo
Coach Terry Crisp, SSM

1981-82
Goal Marc D'Amour, SSM
Defence Ron Meighan, NF
Defence Allan MacInnis, Kit
Centre Dave Simpson, Ldn
Right Wing Brian Bellows, Kit
Left Wing Moe Lemay, Ott
Coach Brian Kilrea, Ott

1980-81
Goal Jim Ralph, Ott
Defence Randy Boyd, Ott
Defence Rick Wilson, Kgn
Centre Ernie Godden, Wsr
Right Wing Tony Tanti, Osh
Left Wing Daryl Evans, Bfd
Coach Brian Kilrea, Ott

1979-80
Goal Don Beaupre, Sby
Defence Larry Murphy, Pbo
Defence Doug Crossman, Ott
Centre Sean Simpson, Ott
Right Wing Jim Fox, Ott
Left Wing Yvan Joly, Ott
Coach Brian Kilrea, Ott

Second Team
Rob Fournier, NB
Adam Burt, NB
Brad Schlegel, Ldn
Len Soccio, NB
Jody Hull, Pbo
David Haas, Wsr
Tom Webster, Wsr

Second Team
Shawn Simpson, SSM
Darryl Shannon, Wsr
Petri Matikainen, Osh
Dave McLlwain, NB
Todd Hawkins, Belv
Nick Kypreos, NB
Bert Templeton, NB

Second Team
Steve Guenette, Gue
Petri Matikainen, Osh
Greg Smyth, Ldn
Shawn Burr, Kit
Graeme Bonar, Pbo
Gary Roberts, Gue
Bert Templeton, NB

Second Team
Peter Abric, NB
Kevin Hatcher, NB
Terry Carkner, Pbo
Steve Linselman, Belv
Dave MacLean, Belv
Gary Roberts, Ott
Larry Mavety, Belv

Second Team
Chris Pusey, Bfd
Shawn Evans, Pbo
Bruce Cassidy, Ott
Wayne Groulx, SSM
Don McLaren, Ott
Paul Lawless, Wsr
Dave Draper, Bfd

Second Team
John Vanbiesbrouck, SSM
Steve Smith, SSM
Norm Schmidt, Osh
Dave Gagner, Bfd
Andrew McBain, NB
Steve Driscoll, Cnwl
Joe Crozier, Kit

Second Team
Jim Ralph, Ott
Steve Smith, SSM
Mike Posavad, Pbo
Jeff Vaive, Ott
Tony Tanti, Osh
Jeff Larmer, Kit
Terry Crisp, SSM

Second Team
Mike Moffat, Kgn
Steve Konroyd, Osh
Steve Smith, SSM
John Goodwin, SSM
Steve Larmer, NF
Tony Butorac, SSM
Terry Crisp, SSM

Second Team
Rick LaFerriere, Pbo
Dave Fenyves, Pbo
Paul Coffey, Kit
Mike Bullard, Bfd
Bob Crawford, Osh
Paul Gagne, Wsr
Jim Morrison, Kgn

Third Team
Jeff Hackett, Osh
Marc Laniel, Osh
Brad Hyatt, Wsr
Kelly Cain, Wsr
Stan Druha, Ham
Dave Rowbotham, Ott
Bert Templeton, NB

Third Team
Sean Evoy, Osh
Bill Houlder, NB
Brian Chapman, Belv
Brendan Shanahan, Ldn
Frank DiMuzio, Ott
David Latta, Kit
Brian Kilrea, Ott

Third Team
Alan Perry, Wsr
Steve Chaisson, Gue
Jeff Chychron, Kgn
Shayne Corson, Ham
Ron Sanko, Kit
Craig Duncanson, Cnwl
Fred O'Donnell, Kgn

Third Team
Kay Whitmore, Pbo
Shawn Evans, Pbo
Todd Gill, Wsr
Shayne Corson, Ham
Jim Sandlak, Ldn
Craig Duncanson, Sby
Dick Todd, Pbo

Third Team
Peter Sidorkiewicz, Osh
Chris Felix, SSM
Mark Paterson, Ott
Kirk Muller, Gue
Kevin Conway, Kgn
Steve Graves, SSM
Brian Kilrea, Ott

Third Team
Wendell Young, Kit
Mark Paterson, Ott
Mike Posavad, Pbo
Kirk Muller, Gue
Mario Simioni, Tor
Ron Handy, Kgn
Brian Kilrea, Ott

Third Team
Frank Caprice, Ldn
Gord Dineen, SSM
Norm Schmidt, Osh
Mitch Lamoureux, Osh
Mario Simioni, Tor
Greg Gilbert, Tor
Paul McIntosh, Ldn

Third Team
John Vanbiesbrouck, SSM
Neil Belland, Kgn
J.P. Leroux, Wsr
Mike Bullard, Bfd
Brian Bellows, Kit
Jeff Larmer, Kit
Orval Tessier, Kit

Third Team
Roland Melanson, Osh
Paul Thomas, NF
Rick Lanz, Osh
Bill Gardner, Pbo
Blair Barnes, Wsr
Kevin LaVallee, Bfd
Wayne Maxner, Wsr

1978-79
Goal
Defence
Defence
Centre
Right Wing
Left Wing
Coach

First Team
Ken Ellacott, Pbo
Greg Theberge, Pbo
Jay Wells, Kgn
Gary Dillon, Tor
Mike Foligno, Sby
Tom McCarthy, Osh
Gary Green, Pbo

1977-78
Goal
Defence
Defence
Centre
Right Wing
Left Wing
Coach

First Team
Al Jensen, Ham
Brad Marsh, Ldn
Rob Ramage, Ldn
Bob Smith, Ott
Mike Gartner, NF
Gary Leroux, Wsr
Bill White, Osh

1976-77
Goal
Defence
Defence
Centre
Right Wing
Left Wing
Coach

First Team
Pat Riggan, Ldn
Trevor Johansen, Tor
Doug Wilson, Ott
Dale McCourt, St.C
John Anderson, Tor
Tony McKeegney, Kgn
Bill Long, Ldn

1975-76
Goal
Defence
Defence
Centre
Right Wing
Left Wing
Coach

First Team
Jim Bedard, Sby
Dave Farrish, Sby
Rick Green, Ldn
Dale McCourt, Ham
Peter Lee, Ott
Rod Schutt, Sby
Jerry Toppazzini, Sby

1974-75
Goal
Defence
Defence
Centre
Right Wing
Left Wing

First Team
Don Edwards, Kit
Mike O'Connell, Kgn
Mike Kitchen, Tor
John Tonelli, Tor
Mark Napier, Tor
Rod Schutt, Sby

1973-74
Goal
Defence
Defence
Centre
Right Wing
Left Wing

First Team
Don Edwards, Kit
Rick Chartraw, Kit
Jim Turkiewicz, Pbo
Jack Valiquette, SSM
Wilf Paiement, St.C
Bill Lochead, Osh

1972-73
Goal
Defence
Defence
Centre
Right Wing
Left Wing

First Team
Mike Palmateer, Tor
Demis Potvin, Ott
Bob Neely, Pbo
Reg Thomas, Ldn
Dennis Ververgaert, Ldn
Morris Titanic, Sby

1971-72
Goal
Defence
Defence
Centre
Right Wing
Left Wing

First Team
Michel Laroque, Ott
Denis Potvin, Ott
Paul Shakes, St.C
Don Lever, NF
Bill Harris, Tor
Steve Shutt, Tor

1970-71
Goal
Defence
Defence
Centre
Right Wing
Left Wing

First Team
John Garrett, Pbo
Denis Potvin, Ott
Jocelyn Guevremont, Mtl
Marcel Dionne, St.C
Steve Vickers, Tor
Richard Martin, Mtl

Second Team
Rolan Melanson, Wsr
Ed Hospodar, Ott
Steve Marengere, Ott
Bob Carroll, Ldn
Yvan Joly, Ott
Tim Trimmer, Pbo
Bert Templeton, NF

Second Team
Pat Riggan, Ldn
Joel Quenneville, Wsr
Willie Huber, Ham
Wayne Gretzky, SSM
Dino Ciccarelli, Ldn
Tony McKeegney, Kgn
Gary Green, Pbo

Second Team
Al Jensen, St.C
John Baby, Sby
Craig Hartsburg, SSM
Ken Linseman, Kgn
Mike Cromboen, Kgn
Bob Smith, Ott
Brian Kilrea, Ott

Second Team
Greg Redquest, Osh
Dave Shand, Pbo
Randy Carlyle, Sby
Mike Kaszycki, SSM
Mike Cromboen, Kgn
John Tavella, SSM
Brian Kilrea, Ott

Second Team
Bill Cheropita, St.C
Pete Scamurra, Pbo
Ken Breitenbach, St.C
Doug Jarvis, Pbo
Dave Salvian, St.C
Peter Lee, Ott

Second Team
Mike Kasmetis, Pbo
Dave Maloney, Kit
Paul McIntosh, Pbo
Bruce Boudreau, Tor
Dave Gorman, St.C
Mike Marson, Sby

Second Team
Peter Crosbie, Ldn/Rick St. Croix, Osh
Bob Dailey, Tor
Ian Turnbull, Ott
Blake Dunlop, Ott
Rick Middleton, Osh
Bill Lochead, Osh

Second Team
Gilles Gratton, Osh
Ian Turnbull, Mtl
Jim Schoenfeld, NF
Dave Gardner, Tor
Dennis Ververgaert, Ldn
Randy Osburn, Ldn

Second Team
Michel Laroque, Ott
Steve Durbano, Tor
Rick Cunningham, Pbo
Dave Gardner, Tor
Bill Harris, Tor
Steve Shutt, Tor

Third Team
Nick Ricci, NF
Paul Coffey, SSM
John Gibson, NF
Sean Simpson, Ott
Brian Gualazzi, SSM
Doug Sulliman, Kit
Andy Laing, Sby

Third Team
Ken Ellacott, Pbo
Craig Hartsburg, SSM
Paul MacKinnon, Pbo
Keith Acton, Pbo
Jim Fox, Ott
Steve Payne, Ott
Brian Kilrea, Ott

Third Team
Jim Lockhurst, Kgn
Rob Ramage, Ldn
Brad Marsh, Ldn
Dwight Foster, Kit
Rick Seiling, St.C
Mike Keating, St.C
Bert Templeton, St.C

Third Team
Mark Locken, Ham
Ted Long, Ham
Trevor Johansen, Tor/Doug Wilson, Ott
Ron Duguay, Sby
Alex McKendry, Sby
Joe Kowal, Ham
Bert Templeton, Ham

Third Team
Paul Harrison, Osh/Frank Salive, Pbo
Jamie Masters, Ott
Doug Halward, Pbo
Tim Young, Ott
Cary Favelli, SSM
Stan Jonathan, Pbo

1969-70
Goal
Defence
Defence
Centre
Right Wing
Left Wing

First Team
George Hulme, St. C
Ron Plumb, Pbo
Bob Stewart, Osh
Gil Perreault, Mtl
Al McDonough, St. C
Rick MacLeish, Pbo

Second Team
John Garrett, Pbo
Steve Cuddie, Tor/Serge Lajeunesse, Mtl
Jocelyn Guevermont, Mtl
Marcel Dionne, St. C
Bobby Guindon, Mtl
Fred Harvey, Ham

1968-69
Goal
Defence
Defence
Centre
Right Wing
Left Wing

First Team
Jim Rutherford, Ham
Dick Redmond, St. C
Randy Manery, Ham
Gil Perreault, Mtl
Rejean Houle, Mtl
Marc Tardiff, Mtl

Second Team
Paul Hoganson, Tor
Ron Stackhouse, Pbo
Serge Lajeunesse, Mtl
Darryl Sittler, Ldn
Phil Roberto, NF
Don Tannahill, NF

1967-68
Goal
Defence
Defence
Centre
Right Wing
Left Wing

First Team
Gerry Gray, Ham
Mike Robitaille, Kit
Rickey Ley, NF
Walter Tkaczuk, Kit
Danny Lawson, Ham
Jack Egers (Kit)

Second Team
Phil Myre, NF
Brad Park, Tor
Rick Smith, Ham
Terry Caffery, Tor
Tom Webster, NF
Richie Bayes, Tor

OHL ALL-ROOKIE TEAMS

2014-15
Goal
Defence
Defence
Centre
Right Wing
Left Wing

First Team
Michael McNiven, Owen Sound
Jakob Chychrun, Sarnia
Gustav Bouramman, S.S. Marie
Pavel Zacha, Sarnia
Alex DeBrincat, Erie
Tim Gettinger, S.S. Marie

Second Team
Evan Cormier, Saginaw
Victor Mete, London
Keaton Middleton, Saginaw
Logan Brown, Windsor
Zachary Senyshyn, S.S. Marie
Adam Mascherin, Kitchener

2013-14
Goal
Defence
Defence
Centre
Right Wing
Left Wing

First Team
Mackenzie Blackwood, Barrie
Travis Dermott, Erie
Mitchell VanDe Sompel, Oshawa
Travis Konecny, Ottawa
Blake Speers, Sault Ste. Marie
Andrew Mangiapane, Barrie

Second Team
Matthew Mancina, Guelph
Stefan LeBlanc, Mississauga
Sean Day, Mississauga
Mitchell Marner, London
Nick Magyar, Kitchener
Lawson Crouse, Kingston

2012-13
Goal
Defence
Defence
Centre
Right Wing
Left Wing

First Team
Alex Nedeljkovic, Plymouth
Nikita Zadorov, London
Roland McKeown, Kingston
Connor McDavid, Erie
Spencer Watson, Kingston
Michael Dal Colle, Oshawa

Second Team
Michael Giugovaz, Peterborough
Brandon Prophet, Saginaw
Jacob Middleton, Ottawa
Sam Bennett, Kingston / Jared McCann, S.S. Marie (tie)
Nikolay Goldobin, Sarnia
Blake Clarke, Brampton

2011-12
Goal
Defence
Defence
Centre
Right Wing
Left Wing

First Team
Daniel Altshuller, Oshawa
Aaron Ekblad, Barrie
Olli Maatta, London
Radek Faska, Kitchener
Connor Brown, Erie
Nick Ritchie, Peterborough

Second Team
Spencer Martin, Mississauga
Trevor Carrick, Mississauga
Darnell Nurse, Sault Ste. Marie
Max Domi, London
Stephen Nosad, Peterborough
Jason Dickinson, Guelph

2010-11
Goal
Defence
Defence
Centre
Right Wing
Left Wing

First Team
Malcolm Subban, Belleville
Nick Ebert, Windsor
Jesse Graham, Niagara
Alex Galchenyuk, Sarnia
Nail Yakupov, Sarnia
Lucas Lessio, Oshawa

Second Team
Matej Machovsky, Brampton
Slater Koekkoek, Peterborough
Ryan Sproul, Sault Ste. Marie
Mark Scheifele, Barrie
Nicklas Jensen, Oshawa
Andreas Athanasiou, London

2009-10
Goal
Defence
Defence
Centre
Right Wing
Left Wing

First Team
Michael Houser, Ldn
Ryan Murphy, Kit
Scott Harrington, Ldn
Boone Jenner, Osh
Gabriel Landeskog, Kit
Matt Puempel, Pbo

Second Team
Petr Mrazek, Ott
Doug Hamilton, Nia
Geoffrey Schemitsch, OS
Ivan Telegin, Sag
Austen Brassard, Belv
Michael Curtis, Belv

2008-09
Goal
Defence
Defence
Centre
Right Wing
Left Wing

First Team
JP Anderson, Mis
John Carlson, Ldn
Calvin de Haan, Osh
Tyler Seguin, Ply
Tyler Toffoli, Ott
Evgeny Grachev, Bram

Second Team
Scott Stajcer, OS
Erik Gudbranson, Kgn
Ryan O'Connor, Bar
Ryan Spooner, Pbo
Jason Akeson, Kit
Darren Archibald, Bar

2007-08
Goal
Defence
Defence
Centre
Right Wing
Left Wing

First Team
Josh Unice, Kit
Ryan Ellis, Wsr
Cameron Gaunce, Mis
Casey Cizikas, Mis
Mikkel Boedker, Kit
Taylor Hall, Wsr

Second Team
Tyler Beskarowany, Owen Sound
Taylor Doherty, Kingston
Michal Jordan, Plymouth
Matt Duchene, Brampton
Zack Kassian, Peterborough
Patrick Maroon, London

2006-07
Goal
Defence
Defence
Centre
Right Wing
Left Wing

First Team
Thomas McCollum, Gue
Alex Pietrangelo, Mis
Michael Del Zotto, Osh
Sam Gagner, Ldn
Patrick Kane, Ldn
Kaspars Daugavins, Tor

Second Team
Michal Neuvirth, Ply
Zach Bogosian, Pbo
Yannick Weber, Kit
Steve Stamkos, Sar
Jan Mursak, Sag
Jiri Tlusty, SSM

2005-06
Goal
Defence
Defence
Centre
Right Wing
Left Wing

First Team
Ryan Daniels, Sag
Drew Doughty, Gue
Marc Katic, Sar
John Tavares, Osh
Sergei Kostitsyn, Ldn
Bryan Cameron, Belv

Second Team
Sebastien Dahm, Belv
Scott Arssens, Ldn
Jakub Vojta, Ott
Logan Couture, Ott
Dale Mitchell, Osh
Oskar Osala, Mis

2004-05
Goal
Defence
Defence
Centre
Right Wing
Left Wing

First Team
Daren Machesney, Bram
Michael Vernace, Bram
Andrej Sekera, OS
Justin Azevedo, Kit
Marek Kvapil, Sag
Benoit Pouliot, Sby

Second Team
Kyle Gajewski, SSM
Bob Saguinetti, OS
Ben Shutron, Kgn
Jordan Staal, Pbo
Matt D'Agostini, Gue
Mike Duco, Kit

2003-04
Goal
Defence
Defence
Centre
Right Wing
Left Wing

First Team
David Shantz, Mis
Marc Staal, Sby
Boris Valabik, Kit
Bryan Little, Bar
Stefan Ruzicka, OS
Liam Reddax, Pbo

Second Team
Patrick Ehelechner, Sby
Matt Lashoff, Kit
Adam Abraham, Mis
Daniel Ryder, Pbo
Bobby Ryan, OS
Vaclav Meidl, Ply

2002-03
Goal
Defence
Defence
Centre
Right Wing
Left Wing

First Team
Ryan Munce, Sar
Mark Giordano, OS
Danny Syvret, Ldn
Rob Schremp, Mis
Brent Burns, Bram
Woltek Wolski, Bram

Second Team
Lukas Mensator, Ott
Mitch Maunu, Wsr
Scott Lehman, Tor
Evan McGrath, Kit
Jean-Michel Rizk, Sag
Daniel Carcillo, Sar

2001-02
Goal
Defence
Defence
Centre
Right Wing
Left Wing

First Team
Jason Bacashihua, Ply
Fedor Tjutin, Gue
Ryan Hastings, Sby
Nathan Horton, Osh
Corey Perry, Ldn
Tim Sestito, Ply

Second Team
Chris Houle, Ldn
Karol Sloboda, Ott
Frank Rediker, Wsr
Patrick O'Sullivan, Mis
Petr Kanko, Kit
Andrei Mikhnov, Sby

2000-01
Goal
Defence
Defence
Centre
Right Wing
Left Wing

First Team
Andy Chiodo, Tor
Lukas Krajcicek, Pbo
James Wisniewski, Ply
Eric Staal, Pbo
Dustin Brown, Gue
Rick Nash, Ldn

Second Team
Brad Topping, Bra
Chris Campoli, Er
Drew Fata, Tor
Martin St. Pierre, Gue
Daniel Bois, Ldn
Daniel Paille, Gue

1999-2000

Goal
Defence
Defence
Centre
Right Wing
Left Wing

First Team
Ryan Aschaber, Wsr
Rostislav Klesla, Bra
Trevor Daley, SSM
Derek Roy, Kit
Jonas Andersson, NB
Tomas Kurka, Ply

Second Team

T.J. Aceti, Osh
Brendan Bell, Ott
Tim Gleason, Wsr
Stephen Weiss, Ply
Craig Kennedy, Wsr
Ryan Ramsay, Pbo

1998-99

Goal
Defence
Defence
Centre
Right Wing
Left Wing

First Team
Cory Campbell, Belv
Luke Sellars, Ott
Jay Harrison, Bra
Jason Spezza, Bra
Sheldon Keefe, Bar
Denis Shvidki, Bar

Second Team

Alex Auld, NB
Kelly Paddon, Belv
Mark Popovic, Tor
Brad Boyes, Er
Darryl Boatland, Tor
Raffi Torres, Bra

1997-98

Goal
Defence
Defence
Centre
Right Wing
Left Wing

First Team
Brian Finley, Bar
Martin Skoula, Bar
Kevin Mitchell, Gue
David Legwand, Ply
Jonathan Cheechoo, Belv
Ryan Jardine, SSM

Second Team

Mike Gorman, Kit
Jon Zion, Ott
John Erskine, Ldn
Michael Zigomanis, Kgn
Jeff Heerema, Sar
Taylor Pyatt, Sby

1996-97

Goal
Defence
Defence
Centre
Right Wing
Left Wing

First Team
Jake McCracken, SSM
Nick Tsalias, Belv
Brad Morgan, Bar
Peter Sarno, Wsr
Norm Milley, Sby
Harold Druken, Det

Second Team

Curtis Cruickshank, Kgn
Paul Mara, Sby
Kevin Grimes, Kgn
Justin Papineau, Belv
Maxim Spiridonov, Ldn
Matt Zultek, Ott

1995-96

Goal
Defence
Defence
Centre
Right Wing
Left Wing

First Team
Chris Thompson, Bar
Richard Jackman, SSM
Nick Boynton, Ott
Joe Thornton, SSM
Adam Colagiacomo, Ldn
Alexandre Volchkov, Bar

Second Team

John Hultberg, Kgn
Brian Campbell, Ott
Mike Lankshear, Gue
Boyd Devereaux, Kit
Justin Davis, Kgn
Ryan Christie, OS

1994-95

Goal
Defence
Defence
Centre
Right Wing
Left Wing

First Team
David MacDonald, Sby
Bryan Berard, Det
Jeff Ware, Osh
Richard Rochefort, Sby
Tim Findlay, Wsr
Daniel Cleary, Belv

Second Team

Craig Hillier, Ott
Chris Van Dyk, Wsr
Kevin Bahlbruck, Pbo
Tom Buckley, Det
Brian Wessenberg, Gue
Dwayne Hay, Gue

1993-94

Goal
Defence
Defence
Centre
Right Wing
Left Wing

First Team
David Belitski, Kit
Ed Jovanovski, Wsr
Corey Neilson, NB
Lee Jinman, NB
Vitali Yachmenev, NB
Sean Haggerty, Det

Second Team

Scott Roche, NB
Radim Bicanek, Belv
Shane Kenny, OS
Jamie Langenbrunner, Pbo
David Nemirovsky, Ott
Scott Cherrey, NB

1992-93

Goal
Defence
Defence
Centre
Right Wing
Left Wing

First Team
Tyler Moss, Kgn
Rory Fitzpatrick, Sby
Mike Wilson, Sby
Jeff O'Neill, Gue
Richard Park, Belv
Matt Johnson, Pbo

Second Team

Joel Gagnon, Osh
Mike Martin, Wsr
Mike Rusk, Gue
Steve Sullivan, SSM
David Ling, Kgn
Ryan Pawluk, Kit

1991-92

Goal
Defence
Defence
Centre
Right Wing
Left Wing

First Team
Jamie Storr, OS
Chris Pronger, Pbo
Brad Brown, NB
Chris Gratton, Kgn
Todd Harvey, Det
Ethan Moreau, NFS

Second Team

Marc Lamothe, Kgn
Jamie Allison, Wsr
Daniel Godbout, Belv
Trevor Gallant, Kit
Derek Armstrong, Sby
Barrie Moore, Sby

THE ROBERTSON CUP

The Robertson Cup is emblematic of the Ontario Hockey League's championship series. The Cup was presented by J. Ross Robertson, who was president of the Ontario Hockey Association from 1901 to 1905.

Since its inception, the Robertson Cup has been won by 23 different teams, with the Oshawa Generals leading the way with 13 championships, including seven consecutive championships between 1938 and 1944. The Toronto Marlboros have made the most final series appearances with 15.

The Robertson Cup has been won by many legendary players, coaches and general managers including Hockey Hall of Fame Members Clarence 'Hap' Day, Charlie Conacher, Joe Primeau, Turk Broda, Rudy Pilous, George Armstrong and Father David Bauer.

Current National Hockey League stars that won the Robertson Cup during their OHL careers include Corey Perry, Jordan Staal, James Neal and Taylor Hall.



YEAR	CHAMPIONS-RUNNER-UP	WINNING COACH	GAMES
1934	St. Michael's College-Stratford	Dr. W. Jerry LaFlamme	2-0
1935	Kitchener-By default of Oshawa		
1936	West Toronto-Kitchener	Clarence 'Hap' Day	2-0
1937	St. Michael's College-Stratford Midgets	Dr. W. Jerry LaFlamme	3-2
1938	Oshawa-Guelph		3-0
1939	Oshawa-Native Sons	Tracy Shaw	3-0
1940	Oshawa-Toronto Marlboros	Tracy Shaw	3-2
1941	Oshawa-Toronto Marlboros	Tracy Shaw	4-3
1942	Oshawa-Guelph	Charlie Conacher	3-2
1943	Oshawa-Brantford	Charlie Conacher	4-1
1944	Oshawa-St. Michael's College	Charlie Conacher	4-1
1945	St. Michael's College-Galt	Joe Primeau	4-0
1946	St. Michael's College-Oshawa	Joe Primeau	4-2
1947	St. Michael's College-Galt	Joe Primeau	4-0
1948	Barrie-Windsor	Leighton 'Hap' Emms	4-2
1949	Barrie-Toronto Marlboros	Leighton 'Hap' Emms	4-0
1950	Guelph-Windsor	Alf Pike	4-2
1951	Barrie-Toronto Marlboros	Leighton 'Hap' Emms	4-2
1952	Guelph-St. Catharines	Alf Pike	4-1
1953	Barrie-St. Michael's College	Leighton 'Hap' Emms	5-3
1954	St. Catharines-Toronto Marlboros	Rudy Pilous	4-3
1955	Toronto Marlboros-St. Catharines	Turk Broda	4-2
1956	Toronto Marlboros-Barrie	Turk Broda	4-1
1957	Guelph-St. Catharines	Ed Bush	4-2
1958	Toronto Marlboros-Hamilton	Turk Broda	(1 tie) 4-1
1959	Peterborough Petes-St. Michael's College	Scotty Bowman	(3 ties) 3-2
1960	St. Catharines-St. Michael's College	Max Kaminsky	(1 tie) 4-1
1961	St. Michael's College-Guelph	Father David Bauer	(1 tie) 4-2
1962	Hamilton-St. Michael's College	Ed Bush	4-1
1963	Niagara Falls-Neil McNeil	Leighton 'Hap' Emms	4-2
1964	Toronto Marlboros-Montreal	Jim Gregory	(1 tie) 4-0
1965	Niagara Falls-Toronto Marlboros	Bill Long	4-1
1966	Oshawa-Kitchener	Armand "Bep" Guidolin	4-1
1967	Toronto Marlboros-Hamilton	Angus Bodnar	4-0
1968	Niagara Falls-Kitchener	Paul Emms	(1 tie) 4-3
1969	Montreal-St. Catharines	Roger Bedard	(2 ties) 4-0
1970	Montreal-Toronto Marlboros	Roger Bedard	4-2
1971	St. Catharines-Toronto Marlboros	Frank Milne	4-0
1972	Peterborough-Ottawa	Roger Neilson	(2 ties) 3-0
1973	Toronto Marlboros-Peterborough	George Armstrong	(2 ties) 3-2
1974	St. Catharines-Peterborough	Paul Emms	(1 tie) 4-0
1975	Toronto Marlboros-Hamilton	George Armstrong	4-3
1976	Hamilton-Sudbury	Bert Templeton	4-2
1977	Ottawa-London	Brian Kilrea	4-2
1978	Peterborough-Hamilton	Gary Green	4-3
1979	Peterborough-Niagara Falls	Gary Green	4-3
1980	Peterborough-Windsor	Mike Keenan	4-0
1981	Kitchener-Sault Ste. Marie	Orval Tessier	(3 ties) 3-0
1982	Kitchener-Ottawa	Joe Crozier	(1 tie) 4-0
1983	Oshawa-Sault Ste. Marie	Paul Theriault	4-0
1984	Ottawa-Kitchener	Brian Kilrea	(2 ties) 3-1
1985	Sault Ste. Marie-Peterborough	Terry Crisp	(1 tie) 4-2
152			

YEAR	CHAMPIONS-RUNNER-UP	WINNING COACH	GAMES
1986	Guelph-Belleville	Jacques Martin	3-2
1987	Oshawa-North Bay	Paul Theriault	4-3
1988	Windsor-Peterborough	Tom Webster	4-0
1989	Peterborough-Niagara Falls	Dick Todd	4-2
1990	Oshawa-Kitchener	Rick Carnacchia	4-3
1991	Sault Ste. Marie-Oshawa	Ted Nolan	4-2
1992	Sault Ste. Marie-North Bay	Ted Nolan	4-3
1993	Peterborough-Sault Ste. Marie	Dick Todd	4-1
1994	North Bay-Detroit	Bert Templeton	4-3
1995	Detroit-Guelph	Paul Maurice	4-2
1996	Peterborough-Guelph	Dave MacQueen	4-3
1997	Oshawa-Ottawa	Bill Stewart	4-2
1998	Guelph-Ottawa	George Burnett	4-1
1999	Belleville-London	Louis Crawford	4-3
2000	Barrie-Plymouth	Bill Stewart	4-3
2001	Ottawa-Plymouth	Brian Kilrea	4-2
2002	Erie-Barrie	Dave MacQueen	4-1
2003	Kitchener-Ottawa	Peter DeBoer	4-1
2004	Guelph-Mississauga	Shawn Camp	4-0
2005	London-Ottawa	Dale Hunter	4-1
2006	Peterborough-London	Dick Todd	4-0
2007	Plymouth-Sudbury	Michael Vellucci	4-2
2008	Kitchener-Belleville	Peter DeBoer	4-3
2009	Windsor-Brampton	Bob Boughner	4-1
2010	Windsor-Barrie	Bob Boughner	4-0
2011	Owen Sound-Mississauga	Mark Reeds	4-3
2012	London-Niagara	Mark Hunter	4-1
2013	London-Barrie	Dale Hunter	4-3
2014	Guelph-North Bay	Scott Walker	4-1
2015	Oshawa-Erie	D.J. Smith	4-1

OHL CHAMPIONSHIP ROSTERS

2015 - OSHAWA GENERALS

Ken Appleby, Jeremy Brodeur, Josh Brown, Chris Carlisle, Cole Cassels, Anthony Cirelli, Michael Dal Colle, Stephen Desrocher, Sam Harding, Sonny Hertzberg, Kenny Huether, Bradley Latour, Tobias Lindberg, Joe Manchurek, Michael McCarron, Dakota Mermis, Matt Mistele, Brent Pedersen, Will Petschenig, Hunter Smith, Stephen Templeton, Michael Turner, Mitchell Vande Sompel, Aidan Wallace, Roger Hunt (GM), D.J. Smith (Coach)

2014 - GUELPH STORM

Justin Auger, Phil Baltisberger, Chadd Bauman, Tyler Bertuzzi, Adam Craievich, Jason Dickinson, Nick Ebert, Robby Fabbri, Matt Finn, Ben Harpur, Ryan Horvat, Scott Kosmachuk, Zac Leslie, Matthew Mancina, Brock McGinn, Zack Mitchell, Justin Nichols, Stephen Pierog, Kerby Rychel, Marc Stevens, Pius Suter, Steven Trojanovic, Mike Kelly (GM), Scott Walker (Coach)

2013 - LONDON KNIGHTS

Josh Anderson, Alex Broadhurst, Max Domi, Remi Elie, Tyler Ferry, Seth Griffith, Scott Harrington, Bo Horvat, Tommy Hughes, Paxton Leroux, Miles Liberati, Olli Maatta, Dakota Mermis, Jake Patterson, Kyle Plautz, Matt Rupert, Ryan Rupert, Justin Sefton, Anthony Stolarz, Chris Tierney, Brett Welychka, Nikita Zadorov, Mark Hunter (GM), Dale Hunter (Coach)

2012 - LONDON KNIGHTS

Josh Anderson, Andreas Athanasiou, Brett Cook, Max Domi, Tyler Ferry, Seth Griffith, Scott Harrington, Bo Horvat, Michael Houser, Tommy Hughes, Jared Knight, Olli Maatta, Greg McKegg, Vladislav Namestnikov, Kevin Raine, Matt Rupert, Ryan Rupert, Tyson Teichmann, Chris Tierney, Jarrod Tinordi, Austin Watson, Brett Welychka, Mark Hunter (GM/Coach)

2011 - OWEN SOUND ATTACK

Roman Berdnikov, Jordan Binnington, Jesse Blacker, Cameron Brace, Brendan Childerley, Keevin Cutting, Andrew Fritsch, Jay Gilbert, Mike Halmo, Liam Heelis, Joey Hishon, Jarrod Maidens, Robby Mignardi, Matt Petgrave, Brayden Rose, Geoffrey Schemitsch, Andrew Shaw, Gemel Smith, Scott Stajcer, Matt Stanisz, Garrett Wilson, Michael Zador, Daniel Zweep, Dale DeGray (GM), Mark Reeds (Coach)

2010 - WINDSOR SPITFIRES

Marc Cantin, Mark Cundari, Craig Duinick, Ryan Ellis, Cam Fowler, Philipp Grubauer, Taylor Hall, Adam Henrique, Stephen Johnston, Zack Kassian, Derek Lanoue, Dale Mitchell, Greg Nemisz, Troy Passingham, Saverio Posa, Kenny Ryan, Justin Shugg, Scott Timmins, Adam Wallace, Eric Wellwood, James Woodcroft, Harry Young, Warren Rychel (GM), Bob Boughner (Coach)

2009 - WINDSOR SPITFIRES

Jesse Blacker, Mark Cundari, Ryan Ellis, Andrew Engelage, Richard Greenop, Taylor Hall, Adam Henrique, Rob Kwieci, Andrei Loktionov, Lane MacDermid, Dale Mitchell, Greg Nemisz, Conor O'Donnell, Justin Shugg, Ben Shatrun, Scott Timmins, Josh Unice, Adam Wallace, Austin Watson, Eric Wellwood, Harry Young, Warren Rychel (GM), Bob Boughner (Coach)

2008 - KITCHENER RANGERS

Jason Akeson, Justin Azevedo, Myles Barbieri, T.J. Battani, Mikkel Boedker, Robert Bortuzzo, Mike Duco, Alex Dzielski, Matt Halischuk, Nazem Kadri, Dan Kelly, Mike Masciola, Brandon Mashinter, Steve Mason, Matt Pepe, Frank Perna, Ben Shatrun, Matt Smith, Nick Spaling, Scott Timmins, Scott Tregunna, Josh Unice, Yannick Weber, Peter DeBoer (GM/Coach)

2007 - PLYMOUTH WHALERS

Brett Bellemore, Jared Boll, Evan Brophey, Dan Collins, Vern Cooper, Wes Cunningham, Andrew Fournier, Kaine Geldart, AJ Jenks, Joe McCann, Ryan McGinnis, James Neal, Michal Neuvirth, Sean O'Connor, Daniel Ryder, Tom Sestito, Jeremy Smith, Zack Shepley, Chris Terry, Steve Ward, Steve Whitely, Michael Vellucci (GM/Coach)

2006 - PETERBOROUGH PETES

Trevor Cann, Justin Caruana, Craig Cescon, Scott Cowie, Aaron Dawson, Steve Downie, Zach Harnden, Trevor Hendriks, Patrick Kaleta, Jordan Morrison, Fredrik Naslund, Mark Pawlowski, Kyle Raffis, Liam Reddax, Daniel Ryder, David Shantz, Justin Soryal, Jordan Staal, Lubomir Stach, Greg Stewart, Jamie Tardif, Bryan Young, Jeff Twohey (GM), Dick Todd (Coach)

OHL CHAMPIONSHIP ROSTERS

2005 - LONDON KNIGHTS

Josh Beaulieu, David Bolland, Gerald Coleman, Adam Dennis, Robbie Drummond, Steve Ferry, Jordan Foreman, Danny Fritsche, Daniel Girardi, Dylan Hunter, Trevor Kell, Drew Larman, Ryan Martinielli, Matt McCready, Marc Methot, Adam Perry, Corey Perry, Brandon Prust, Frank Rediker, Harrison Reed, Bryan Rodney, Robbie Schremp, Danny Syvret, Kelly Thomson, Jeff Whitfield, Mark Hunter (GM), Dale Hunter (Coach)

2004 - GUELPH STORM

George Bradley, Ryan Callahan, Ryan Card, Todd Cooper, Adam Dennis, Daniel Girardi, Shane Hart, Cam Janssen, Ryan Kitchen, Kevin Klein, Jakub Koreis, Mike McLean, Mick Okrzesik, Daniel Paille, Ryan Parent, Matt Ryan, Kyle Spurr, Martin St.Pierre, Danny Taylor, Brett Trudell, Niko Tuomi, Mark Versteeg-Lytwyn, Steve Zmudzynski, Dave Barr (GM), Shawn Camp (Coach)

2003 - KITCHENER RANGERS

Andre Benoit, Jesse Boucher, Gregory Campbell, David Clarkson, Scott Dickie, Carlo DiRienzo, Nick Duff, T.J. Eason, Steve Eminger, Matt Grennier, George Halkidis, Thomas Harrison, Petr Kanko, Adam Keefe, Matt Manias, Rafal Martynowski, Chad McCaffrey, Paul McFarland, Evan McGrath, Nathan O'Nabigon, Mike Richards, Derek Roy, Marcus Smith, Peter DeBoer (coach/GM)

2002 - ERIE OTTERS

T.J. Aceti, Chris Berti, Brad Bonello, Brad Boyes, Chris Campoli, Carlo Colaciava, Noel Coultice, Sean Courtney, Brandon Cullen, Scott Dobben, Jeff Doyle, Chris Eade, David Herring, Alex Karaulchuk, Mical Kokavec, Brian Lee, Thomas Lee, Chris Martin, Mike McKeown, Adam Munro, Cory Pecker, Mike Rice, Dave MacQueen (coach), Sherwood Bassin (GM)

2001 - OTTAWA 67'S

Matthew Albani, Brendan Bell, Rodney Bauman, John Ceci, Adam Chapman, Miguel Delisle, Lance Galbraith, Zenon Konopka, Seamus Katyk, Brett McGrath, Pierre Mitsou, Russ Moyer, Bryan Rodney, Sebastien Savage, Sean Scully, Luke Sellars, Vadim Sozinov, Joe Talbot, Carter Trevisani, Jeremy Van Hoof, Jonathan Zion, Brian Kilrea (GM/coach)

2000 - BARRIE COLTS

Ryan Barnes, Tim Branham, Jordan Brenner, Shawn Cation, Michael Christian, Mike D'Alessandro, Blaine Down, Matt Dzieduszycki, Brian Finley, Mike Henderson, Michael Henrich, Ed Hill, Rick Hwadeky, Mike Jefferson, Sheldon Keefe, Ryan O'Keefe, Matt Passfield, Aaron Power, Eric Reitz, Nick Robinson, Denis Shvidki, Tim Verbeek, Kyle Wailes, Bill Stewart (coach)

1999 - BELLEVILLE BULLS

Kevin Baker, Rick Bertran, Cory Campbell, Derek Campbell, Mark Chaplin, Jonathan Cheechoo, Adam Collins, Glenn Crawford, Michael Jacobsen, Jason Lawmaster, Tyler Longo, Branislav Mezi, Kris Newbury, Kelly Paddon, Justin Papineau, Nick Policelli, Branko Radivojevic, Ryan Ready, Mike Renzi, Nathan Robinson, Randy Rowe, Chris Stanley, Louis Crawford (coach), Dr. R.L. Vaughan (GM)

1998 - GUELPH STORM

Joey Bartley, Eric Beaudoin, Nick Bootland, Bob Crummer, Ryan Davis, Ian Forbes, Joe Gerbe, Chris Hajt, Jason Jackman, Dusty Jamieson, Matt Lahey, Andrew Long, Chris Madden, Manny Malhotra, Darryl McArthur, Kent McDonell, Brian McGrattan, Kevin Mitchell, Lindsay Plunkett, Bohuslav Subr, Chris Thompson, Mike Vellinga, Brian Willisie, John Zubyck, George Burnett (coach), Alan Millar (GM)

1997 - OSHAWA GENERALS

Bryan Allen, David Arseneault, Jim Baxter, Marc Cairns, Brandon Coulter, Adam Colagiacomo, Kevin Colley, Tyrone Garner, Brent Gouveau, Dan Hinote, Peter Hogan, Warren Holmes, Ryan Lindsay, Jeff MacMillan, Ian MacNeil, Steve Manley, Andrew Plumley, Marc Savard, Jan Snopce, Jason Sweitzer, John Tripp, Jeff Ware, Marty Wilford, Mike Zanotta, Bill Stewart (coach), Wayne Daniels (Dir. of Hockey Op.)

1996 - PETERBOROUGH PETERS

Scott Barney, Zac Bierk, Kevin Bolibruck, Corey Crocker, Wade Dawe, Dave Erden, Rob Giffin, Allan Hitchen, Steve Hogg, Andy Johnson, Evgeny Korolev, Matt Lahey, Eric Landry, Jason MacMillan, Cameron Mann, Mike Martone, Jonathan Murphy, Adrian Murray, Jaret Nixon, Ryan Pawluk, Ryan Schmidt, Shawn Thornton, Mike Williams, Dave MacQueen (coach), Jeff Twohey (GM)

1995 - DETROIT JR. RED WINGS

Jamie Allison, Matt Ball, Nic Beaudoin, Bryan Berard, Scott Blair, Tom Buckley, Darryl Foster, Gerry Lanigan, Sean Haggerty, Duane Harmer, Milan Kostalny, Quade Lightbody, Ryan MacDonald, Eric Manlow, Mike Morrone, Bill McCauley, Shayne McCosh, Jeff Mitchell, Dan Pawlaczzyk, Mike Rucinski, Jason Saal, Murray Sheehan, Andrew Taylor, Paul Maurice (coach/GM)

1994 - NORTH BAY CENTENNIALS

Sandy Allan, Damien Bloye, Brad Brown, Michael Burman, Jason Campeau, Scott Cherrey, Andy Delmore, Jim Ensom, Denis Gaudet, Ryan Gillis, Lee Jiman, Bill Lang, Rob Lave, B.J. MacPherson, Steve McLaren, Corey Neilson, Stefan Rivard, Scott Roche, Jeff Shevalier, Brian Stagg, Bob Thornton, Vitali Yachmenev, Bert Templeton (coach/GM)

1993 - PETERBOROUGH PETERS

Ryan Black, Jason Dawe, Brady Dillabough, Ryan Douglas, Rick Emmett, Chad Grills, Mike Harding, Steve Hogg, Matt Johnson, Jamie Josefik, Geordie Kinneer, Chad Lang, Quade Lightbody, Craig McGillivray, Dale McTavish, Darryl Moxam, Ryan Nauss, Chris Pronger, Dave Roche, Matt St. Germain, Doug Searle, Kelvin Solari, Cory Stillman, Brent Tully, Jeff Walker, Bill Weir, Dick Todd (coach/GM)

1992 - SAULT STE. MARIE GREYHOUNDS

Brad Baber, Tim Back, Drew Bannister, Jason Denomme, Aaron Gavey, Todd Gleason, Brian Goudie, Chris Grenville, Kiley Hill, Kevin Hodson, Tony Iob, Shaun Imber, Ralph Intravnuovo, Jason Julian, Rick Kowalsky, Mark Matier, David Matsos, Tom McDonald, Colin Miller, Perry Pappas, Jarret Reid, Gary Roach, Chris Simon, Brian Thompson, Jeff Toms, Ted Nolan (coach), Sherwood Bassin (Dir. of Ops.)

1991 - SAULT STE. MARIE GREYHOUNDS

Drew Bannister, Bob Boughner, Joe Busillo, Mike DeCoff, Jason Denomme, Adam Foote, Brian Goudie, Kevin Hodson, Shaun Imber, Ralph Intravnuovo, Tony Iob, Rick Kowalsky, Denny Lambert, Mike Lenarduzzi, Mark Matier, David Matsos, Tom MacDonald, Colin Miller, Perry Pappas, Jarret Reid, Kevin Reid, Jim Ritchie, Brad Tiley, Wade Whitten, Ted Nolan (coach), Sherwood Bassin (GM)

1990 - OSHAWA GENERALS

Bill Armstrong, Cory Banika, Fred Brathwaite, Joe Busillo, Kevin Butt, Clair Carnish, Dave Craievich, Mike Craig, Dale Craigwell, Jean-Paul Davis, Mark Deazeley, Craig Donaldson, Iain Fraser, Brent Grieve, Brian Grieve, Matt Hoffman, Scott Hollis, Eric Lindros, Scott Luik, Trevor McIvor, Paul O'Hagan, Wade Simpson, Jarrad Skalde, Rick Cornacchia (coach), Frank Jay (Dir. of Operations)

1989 - PETERBOROUGH PETERS

Todd Bojunc, Dan Brown, Scott Campbell, Jassen Cullimore, Mike Dagenais, Steve DeGurse, Tie Domi, Corey Foster, Joe Hawley, Brian Hayton, Jamey Hicks, Tom Hopkins, Geoff Ingram, Dan Jensen, Dave Lorentz, Andy MacVicar, Paul Milton, Mark Myles, Jamie Pegg, Mike Ricci, Troy Stephens, John Tanner, Mike Tomlinson, Ryan Wilson, Ross Wilson, Dick Todd (coach/manager)

1988 - WINDSOR SPITFIRES

Jamie Allan, Geoff Benic, Kelly Cain, Peter DeBoer, Glen Featherstone, Rob Flynn, J.P. Gorley, Dave Goverde, Adam Graves, David Haas, Paul Hampton, Brad Hyatt, Peter Ing, Pat Jablonski, Ron Jones, Mark Kurzwaski, Jeff Mascarin, Tom Purcell, Jim Revenberg, Darrin Shannon, Darryl Shannon, K.J. White, Paul Wilkinson, Mike Wolak, Tom Webster (coach), Jim Rutherford (GM)

1987 - OSHAWA GENERALS

John Andersen, Barry Burkholder, Jeff Daniels, Shane Doyle, Sean Evoy, Iain Fraser, Lee Giffin, Brent Grieve, Jeff Hackett, Dave Humphreys, Brian Hunt, Tony Joseph, Derek King, Marc Laniel, Scott Mahoney, Petri Matikainen, Scott McCrory, Kevin Miehm, Dean Morton, Gordon Murphy, Jim Paek, Greg Polak, Mike Short, Greg Watson, Sean Williams, Paul Theriault (coach), Sherwood Bassin (GM)

1986 - GUELPH PLATERS

Rob Arabski, Paul Brydges, Steve Chiasson, Luciano Fagioli, Rob Graham, Steve Guenette, Brian Hayton, Andy Helmuth, Kerry Huffman, Paul Kelly, Denis Larocque, Lonnie Loach, Bill Loshaw, Allan MacIsaac, Jamie McKinley, John McIntyre, Keith Miller, Mike Murray, Tom Nickolau, Gary Roberts, Luc Sabourin, Marc Tournier, Jacques Martin (coach), Robert Holody (GM)

1985 - SAULT STE. MARIE GREYHOUNDS

Marty Abrams, Jeff Beukeboom, Graeme Bonar, Chris Brant, Chris Felix, Scott Green, Wayne Groulx, Steve Hallett, Tim Hoover, Gerry Iuliano, Derek King, Tyler Larter, Jean-Marc MacKenzie, Scott Mosey, Mike Oliverio, Brit Peer, Wayne Presley, Bob Probert, Brian Rome, Ken Sabourin, Marc Tournier, Shawn Tyers, Rob Veccia, Rob Zettler, Terry Crisp (coach), Sam McMaster (GM)

1984 - OTTAWA 67'S

Richard Adolph, Bill Bennett, Bruce Cassidy, Todd Clarke, Greg Coram, Adam Creighton, Bob Giffin, Scott Hammond, John Hanna, Tim Helmer, Mike James, Steve Hryniewicz, Don McLaren, Roy Myllari, Darren Pang, Mark Paterson, Phil Patterson, Gary Roberts, Darcy Roy, Brad Shaw, Steve Simoni, Brian Kilrea (coach/GM)

1983 - OSHAWA GENERALS

Dan Biggs, Scott Brydges, Tim Burgess, Todd Charlesworth, Joe Cirella, Dean DeFazio, Dale DeGray, David Gans, Danny Gratton, Jeff Hogg, Todd Hooley, John Hutchings, John MacLean, Dan Nicholson, Steve King, Norm Schmidt, Peter Sidorkiewicz, Todd Smith, Jeff Steffen, Mike Stern, Tony Tanti, Paul Theriault (coach), Sherwood Bassin (manager)

1982 - KITCHENER RANGERS

Brian Bellows, Darryl Boudreau, Kevin Casey, Scott Clements, Louis Crawford, Mike Eagles, Mike Hough, Jeff Larmer, James Locke, Joel Levesque, Allan MacInnis, Grant Martin, Mario Michieli, Mike Moher, Dave Nicholls, Jim Quinn, Jim Ralph, Robert Savard, Brad Schnurr, Dave Shaw, Scott Stevens, John Tucker, Wendell Young, Joe Crozier (coach/GM)

1981 - KITCHENER RANGERS

Russ Adam, Brian Bellows, Steve Bienkowski, Kevin Casey, Mike Clayton, Scott Clements, Louis Crawford, Mike Eagles, Drew Gareau, Bob Hicks, Pat O'Kane, Jeff Larmer, Joel Levesque, Allan MacInnis, Lee MacKenzie, Grant Martin, Joe McDonnell, Mario Michieli, Mike Moher, Brad Schnurr, Kerry Williston, Wendell Young, Orval Tessier (coach/manager)

1980 - PETERBOROUGH PETES

Dave Beckon, John Beukeboom, Terry Bovair, Carmen Cirella, Dave Fenyes, Tom Fergus, Larry Floyd, Wayne Fortune, Bill Gardner, Andre Hidi, Rick Laferriere, Dave Morrison, Larry Murphy, Mark Reeds, Brad Ryder, Andy Schliebener, Steve Smith, Stuart Smith, Jeff Walters, Jim Wiemer, Terry Wright, Mike Keenan (coach/GM)

1979 - PETERBOROUGH PETES

Bob Attwell, Dave Beckon, John Beukeboom, Terry Bovair, Carmine Cirella, Keith Crowder, Ken Ellacott, Dave Fenyes, Larry Floyd, Bill Gardner, Chris Halyk, Veli Kinnunen, Rick Laferriere, Anssi Melametsa, Larry Murphy, Jim Pavese, Mark Reeds, Brad Ryder, Stuart Smith, Greg Theberge, Tim Trimper, Jim Wiemer, Gary Green (coach/GM)

1978 - PETERBOROUGH PETES

Keith Acton, Bob Attwell, Terry Bovair, Jeff Brubaker, Keith Crowder, Brian Drumm, Ken Ellacott, Dave Fenyes, Bill Gardner, Chris Halyk, Randy Johnston, Mark Kirton, Steve Larmer, Paul MacKinnon, Mike Meeker, John Pagetto, Mark Reeds, Stuart Smith, Greg Theberge, Tim Trimper, Gary Green (coach/GM)

1977 - OTTAWA 67'S

Peter Cain, Buddy Clouthier, Bob Daly, Ron Davidson, Larry Elson, Stuart Gavin, Jeff Geiger, Tim Higgins, Mike Hodgins, Warren Holmes, Ed Hospodar, Peter Hunter, Yvan Joly, Jim Kirkpatrick, Dave MacQueen, Steve Marengere, Tom McDonell, Jay O'Connor, Steve Payne, Shane Pearsall, Laurie Quinn, Bob Smith, Doug Wilson, Brian Kilrea (coach/GM)

1976 - HAMILTON FINCUPS

Joe Contini, Mike Fedarko, Steve Hazlett, Cal Herd, Denis Houle, Willie Huber, Al Jensen, Mike Keating, Archie King, Joe Kowal, Mark Locken, Ted Long, Dale McCourt, Bob Mierkalns, Mark Perras, Bill Reilly, Ron Roscoe, Alan Secord, Ric Seiling, Danny Shearer, Ed Smith, Rob Street, Sean Sullivan, Bert Templeton (coach), Dave Draper (general manager)

1975 - TORONTO MARLBOROS

John Anderson, Steve Bosco, Bruce Boudreau, Al Cameron, Gary Carr, Craig Crawford, Brian Crichton, Steve Harrison, Trevor Johansen, Bernie Johnston, Lynn Jorgenson, Mike Kaszycki, Jim Kirkpatrick, Mike Kitchen, Mike McEwen, Mark Murphy, Mark Napier, Ed Saffrey, John Smrk, Bill Wells, Ron Wilson, George Armstrong (coach), Frank Bonello (general manager)

OHL PLAYOFF RECORDS

TEAM

Most OHL Championships

- 13 Oshawa (1938, 39, 40, 41, 42, 43, 44, 66, 83, 87, 90, 97, 15)
- 9 Peterborough (1959, 72, 78, 79, 80, 89, 93, 96, 06)

Most Consecutive OHL Championships

- 7 Oshawa (1938, 39, 40, 41, 42, 43, 44)
- 3 Peterborough (1978, 79, 80)

Most Final Series Appearances

- 15 Toronto Marlboros
- 14 Oshawa
- 13 Peterborough

Most Consecutive Final Series Appearances

- 7 Oshawa (1938, 39, 40, 41, 42, 43, 44)
- 4 St. Michael's Majors (1944, 45, 46, 47 and 1959, 60, 61, 62)
- 3 Peterborough (1972, 73, 74 and 1978, 79, 80); Toronto Marlboros (1954, 55, 56); Sault Ste. Marie Greyhounds (1991, 92, 93)

Most Consecutive Playoff Appearances

- 27 Peterborough Petes (1977 to 2003)
- 23 Plymouth Whalers (1992-2014), Oshawa Generals (1978 to 2000), Guelph Storm (1993-present)

INDIVIDUAL

Most Goals, One Year

- 27 Cameron Mann, Pbo, 1997 (24 games)
- 25 Cory Pecker, Er, 2002 (21 games)
- 23 Mark Lawrence, NB, 1992 (21 games)
- 22 Rick Tocchet, SSM, 1984 (16 games); Brad Boyes, Er, 2002 (21 games)

Most Assists, One Year

- 37 Robbie Schremp, London, 2006 (19 games)
- 33 Jason Dawe, Pbo, 1993 (21 games)
- 30 Justin Papineau, Belv, 1999 (21 games), Ryan Ellis, Wsr, 2010 (19 games)
- 29 Mike Williams, Pbo, 1996 (24 games)

Most Points, One Year

- 51 Justin Papineau, Belv, 1999 (21GP, 21G, 30A); Jason Dawe, Pbo, 1993 (21GP, 18G, 33A)
- 49 Connor McDavid, Erie, 2015 (20GP, 21G, 28A)
- 47 Robbie Schremp, London, 2006 (19 games)
- 46 Tim Taylor, Ldn, 1989 (21GP, 21G, 25A)
- 43 Cameron Mann, Pbo, 1997 (24 GP, 27G, 16A)

GAME

Longest Overtime Game

- 123:51 Mar. 20, 1990 - Kingston 3 at Belleville 4 (fourth OT) Ken Rowbotham scored
- 118:05 March 28, 2009 - Mississauga 4 at Barrie 3 (third OT) Devante Smith-Pelly scored
- 111:30 April 5, 2008 - Kitchener 3, at Sarnia 2 (third OT) Mike Duca scored
- 108:51 Mar. 22, 1990 - Ottawa 2 at Peterborough 3 (third OT) Mike Tomlinson scored

2015 OHL PLAYOFFS

CONFERENCE QUARTER FINALS

EASTERN CONFERENCE

OSHAWA vs. PETERBOROUGH

Oshawa wins series 4 - 1

- Game 1 - Fri Mar 27 7:30 PM OSHAWA 7, Peterborough 2
- Game 2 - Sun Mar 29 7:00 PM OSHAWA 2, Peterborough 1
- Game 3 - Tue Mar 31 7:05 PM PETERBOROUGH 3, Oshawa 1
- Game 4 - Thu Apr 2 7:05 PM Oshawa 4, PETERBOROUGH 0
- Game 5 - Fri Apr 3 7:35 PM OSHAWA 3, Peterborough 2

BARRIE vs. BELLEVILLE

Barrie wins series 4 - 0

- Game 1 - Thu Mar 26 7:30 PM BARRIE 3, Belleville 2
- Game 2 - Mon Mar 30 7:30 PM BARRIE 8, Belleville 2
- Game 3 - Wed Apr 1 7:05 PM Barrie 2, BELLEVILLE 1 OT
- Game 4 - Thu Apr 2 7:05 PM Barrie 4, BELLEVILLE 2

NORTH BAY vs. KINGSTON

North Bay wins series 4 - 0

- Game 1 - Fri Mar 27 7:00 PM NORTH BAY 8, Kingston 0
- Game 2 - Sun Mar 29 2:00 PM NORTH BAY 3, Kingston 2
- Game 3 - Tue Mar 31 7:00 PM North Bay 3, KINGSTON 1
- Game 4 - Thu Apr 2 7:00 PM North Bay 3, KINGSTON 1

OTTAWA vs. NIAGARA

Niagara wins series 4 - 2

- Game 1 - Thu Mar 26 7:00 PM OTTAWA 8, Niagara 5
- Game 2 - Sat Mar 28 1:00 PM OTTAWA 8, Niagara 2
- Game 3 - Mon Mar 30 7:00 PM NIAGARA 6, Ottawa 2
- Game 4 - Wed Apr 1 7:00 PM NIAGARA 4, Ottawa 3 OT
- Game 5 - Fri Apr 3 7:30 PM Niagara 8, OTTAWA 3
- Game 6 - Sun Apr 5 2:00 PM NIAGARA 4, Ottawa 3

WESTERN CONFERENCE

SAULT STE. MARIE vs. SAGINAW

Sault Ste. Marie wins series 4 - 0

- Game 1 - Fri Mar 27 7:07 PM SAULT STE. MARIE 5, Saginaw 1
- Game 2 - Sat Mar 28 7:07 PM SAULT STE. MARIE 8, Saginaw 2
- Game 3 - Tue Mar 31 7:11 PM Sault Ste. Marie 4, SAGINAW 0
- Game 4 - Thu Apr 2 7:11 PM Sault Ste. Marie 5, SAGINAW 2

ERIE vs. SARNIA

Erie wins series 4 - 1

- Game 1 - Thu Mar 26 7:00 PM Sarnia 3, ERIE 2
- Game 2 - Fri Mar 27 7:00 PM ERIE 3, Sarnia 1
- Game 3 - Sun Mar 29 7:05 PM Erie 6, SARNIA 5
- Game 4 - Tue Mar 31 7:05 PM Erie 4, SARNIA 3 OT
- Game 5 - Fri Apr 3 7:00 PM ERIE 7, Sarnia 0

LONDON vs. KITCHENER

London wins series 4 - 2

- Game 1 - Fri Mar 27 7:30 PM LONDON 3, Kitchener 1
- Game 2 - Sun Mar 29 4:00 PM LONDON 6, Kitchener 2
- Game 3 - Tue Mar 31 7:00 PM London 10, KITCHENER 6
- Game 4 - Thu Apr 2 7:00 PM KITCHENER 5, London 4
- Game 5 - Fri Apr 3 7:30 PM Kitchener 6, LONDON 3
- Game 6 - Sun Apr 5 7:00 PM London 5, KITCHENER 0

GUELPH vs. OWEN SOUND

Guelph wins series 4 - 1

- Game 1 - Fri Mar 27 7:30 PM Owen Sound 6, GUELPH 1
- Game 2 - Sun Mar 29 6:30 PM GUELPH 5, Owen Sound 4 OT
- Game 3 - Tue Mar 31 7:00 PM Guelph 2, OWEN SOUND 1
- Game 4 - Wed Apr 1 7:00 PM Guelph 3, OWEN SOUND 2 OT
- Game 5 - Sat Apr 4 7:00 PM GUELPH 2, Owen Sound 1

CONFERENCE SEMI-FINALS

OSHAWA vs. NIAGARA

Oshawa wins series 4 - 1

- Game 1 - Fri Apr 10 7:35 PM OSHAWA 5, Niagara 3
- Game 2 - Sun Apr 12 6:05 PM OSHAWA 6, Niagara 1
- Game 3 - Tue Apr 14 7:00 PM NIAGARA 7, Oshawa 3
- Game 4 - Thu Apr 16 7:00 PM Oshawa 7, NIAGARA 4
- Game 5 - Fri Apr 17 7:35 PM OSHAWA 4, Niagara 2

BARRIE vs. NORTH BAY

North Bay wins series 4 - 1

- Game 1 - Fri Apr 10 7:30 PM BARRIE 3, North Bay 2
- Game 2 - Sun Apr 12 6:00 PM North Bay 3, BARRIE 2
- Game 3 - Tue Apr 14 7:00 PM NORTH BAY 4, Barrie 2
- Game 4 - Thu Apr 16 7:00 PM NORTH BAY 4, Barrie 3 OT2
- Game 5 - Sat Apr 18 7:30 PM North Bay 7, BARRIE 5

SAULT STE. MARIE vs. GUELPH

Sault Ste. Marie wins series 4 - 0

- Game 1 - Wed Apr 8 7:07 PM SAULT STE. MARIE 7, Guelph 4
- Game 2 - Thu Apr 9 7:07 PM SAULT STE. MARIE 9, Guelph 3
- Game 3 - Sun Apr 12 6:30 PM Sault Ste. Marie 6, GUELPH 1
- Game 4 - Tue Apr 14 7:00 PM Sault Ste. Marie 3, GUELPH 2

ERIE vs. LONDON

Erie wins series 4 - 0

- Game 1 - Thu Apr 9 7:00 PM ERIE 5, London 2
- Game 2 - Fri Apr 10 7:00 PM ERIE 7, London 3
- Game 3 - Sun Apr 12 7:00 PM Erie 4, LONDON 1
- Game 4 - Tue Apr 14 7:00 PM Erie 5, LONDON 2

Home team in CAPS

2015 OHL PLAYOFFS

OHL CONFERENCE FINALS

OSHAWA vs. NORTH BAY

Oshawa wins series 4 - 2

- Game 1 - Fri Apr 24 7:35 PM North Bay 6, OSHAWA 1
- Game 2 - Sun Apr 26 6:05 PM OSHAWA 1, North Bay 0 OT
- Game 3 - Tue Apr 28 7:00 PM NORTH BAY 2, Oshawa 1 OT
- Game 4 - Wed Apr 29 7:00 PM Oshawa 3, NORTH BAY 2
- Game 5 - Fri May 1 7:35 PM OSHAWA 4, North Bay 1
- Game 6 - Sun May 3 2:00 PM Oshawa 2, NORTH BAY 1

SAULT STE. MARIE vs. ERIE

Erie wins series 4 - 2

- Game 1 - Thu Apr 23 7:07 PM SAULT STE. MARIE 6, Erie 3
- Game 2 - Fri Apr 24 7:07 PM Erie 5, SAULT STE. MARIE 2
- Game 3 - Sun Apr 26 7:00 PM ERIE 4, Sault Ste. Marie 2
- Game 4 - Tue Apr 28 7:00 PM ERIE 7, Sault Ste. Marie 5
- Game 5 - Thu Apr 30 7:07 PM SAULT STE. MARIE 4, Erie 2
- Game 6 - Sat May 2 7:30 PM ERIE 7, Sault Ste. Marie 3

ROGERS OHL CHAMPIONSHIP SERIES

OSHAWA vs. ERIE

Oshawa wins series 4 - 1

- Game 1 - Fri May 8 7:35 PM OSHAWA 4, Erie 1
- Game 2 - Sat May 9 7:05 PM OSHAWA 5, Erie 1
- Game 3 - Mon May 11 7:35 PM ERIE 4, Oshawa 3
- Game 4 - Wed May 13 7:35 PM Oshawa 6, ERIE 5 OT
- Game 5 - Fri May 15 7:05 PM OSHAWA 6, Erie 2

OFFICIATING TEAM - ROGERS OHL FINALS

Referees

Mike Cairns, Scott Ferguson, Brett Montsion,
Scott Oakman, Sean Reid

Linesmen

Devin Berg, Jordan Browne, Mike Hamilton,
Justin Knaggs, Corey Piche

LEADING SCORERS

PLAYER, TEAM	GP	G	A	PTS	PIM
Connor McDavid, Erie	20	21	28	49	12
Cole Cassels, Oshawa	21	10	21	31	14
Michael Dal Colle, Oshawa	21	8	23	31	2
Nick Ritchie, Sault Ste. Marie	14	13	13	26	28
Remi Elie, Erie	20	4	20	24	20
Nicholas Baptiste, Erie	20	12	11	23	10
Dylan Strome, Erie	20	10	12	22	12
Tobias Lindberg, Oshawa	21	7	12	19	8
Michael McCarron, Oshawa	21	9	9	18	33
Hunter Smith, Oshawa	21	9	9	18	38

DEPARTMENTAL LEADERS

GOALS

NO.	PLAYER, TEAM	GP	G
1	Connor McDavid, Erie	20	21
2	Nick Ritchie, Sault Ste. Marie	14	13
3	Matt Misteles, Oshawa	21	13
4	Nicholas Baptiste, Erie	20	12
5	Dylan Strome, Erie	20	10
6	Cole Cassels, Oshawa	21	10

SHORT-HANDED GOALS

NO.	PLAYER, TEAM	GP	SH
1	Connor McDavid, Erie	20	3
2	Mitchell Marner, London	7	2
3	Max Domi, London	9	2
4	Chris Marchese, Guelph	9	2
5	Pius Suter, Guelph	9	2
6	Ryan Kujawinski, North Bay	15	2
7	Nick Paul, North Bay	15	2

ASSISTS

NO.	PLAYER, TEAM	GP	A
1	Connor McDavid, Erie	20	28
2	Michael Dal Colle, Oshawa	21	23
3	Cole Cassels, Oshawa	21	21
4	Remi Elie, Erie	20	20
5	Anthony DeAngelo, Sault Ste. Marie	13	16
6	Josh Ho-Sang, Niagara	11	15

GAME WINNING GOALS

NO.	PLAYER, TEAM	GP	GW
1	Connor McDavid, Erie	20	5
2	Michael McCarron, Oshawa	21	5
3	Michael Bunting, Sault Ste. Marie	14	3
4	Nick Ritchie, Sault Ste. Marie	14	3

POWERPLAY GOALS

NO.	PLAYER, TEAM	GP	PP
1	Nicholas Baptiste, Erie	20	6
2	Dylan Strome, Erie	20	6
3	Cole Cassels, Oshawa	21	6
4	Matt Misteles, Oshawa	21	6

PLUS-MINUS

NO.	PLAYER, TEAM	GP	+/-
1	Brenden Miller, North Bay	15	+16
2	Tyler Gnanly, Sault Ste. Marie	14	+14
3	Remi Elie, Erie	20	+14
4	Anthony DeAngelo, Sault Ste. Marie	13	+12
5	Connor McDavid, Erie	20	+12
6	Darren Raddysh, Erie	20	+12
7	Dakota Mermis, Oshawa	21	+12

GOALTENDING LEADERS

GOALTENDER, CLUB	GP	MINS	SHOTS	SAVES	GA	SO	AVG.	%	W	L
Jake Smith, North Bay	15	931	427	396	31	1	2.00	.927	10	4
Ken Appleby, Oshawa	21	1259	603	556	47	2	2.24	.922	16	4
Jack Flinn, Owen Sound	5	305	153	140	13	0	2.56	.915	1	2
Mackenzie Blackwood, Barrie	9	562	347	320	27	0	2.88	.922	5	3
Brandon Halverson, Sault Ste. Marie	14	796	366	327	39	1	2.94	.893	10	4
Tyler Parsons, London	8	437	288	264	24	1	3.30	.917	4	3
Devin Williams, Erie	20	1123	557	495	62	1	3.31	.889	12	6
Matthew Mancina, Peterborough	5	300	235	218	17	0	3.40	.928	1	4
Justin Nichols, Guelph	8	382	239	214	25	0	3.92	.895	4	3
Charlie Graham, Belleville	4	239	134	118	16	0	4.01	.881	0	3

SAVE PERCENTAGE

PLAYER, TEAM	GP	SV%
Matthew Mancina, Peterborough	5	.928
Jake Smith, North Bay	15	.927
Mackenzie Blackwood, Barrie	9	.922
Ken Appleby, Oshawa	21	.922
Tyler Parsons, London	8	.917
Jack Flinn, Owen Sound	5	.915
Justin Nichols, Guelph	8	.895
Brandon Halverson, Sault Ste. Marie	14	.893
Devin Williams, Erie	20	.889
Taylor Dupuis, Sarnia	5	.887

WINS

PLAYER, TEAM	GP	W
Ken Appleby, Oshawa	21	16
Devin Williams, Erie	20	12
Brandon Halverson, Sault Ste. Marie	14	10
Jake Smith, North Bay	15	10
Mackenzie Blackwood, Barrie	9	5
Brandon Hope, Niagara	11	5

SHUTOUTS

PLAYER, TEAM	GP	SO
Ken Appleby, Oshawa	21	2
Tyler Parsons, London	8	1
Brandon Halverson, Sault Ste. Marie	14	1
Jake Smith, North Bay	15	1
Devin Williams, Erie	20	1

LEADING ROOKIES

PLAYER, TEAM	GP	G	A	PTS	PIM
Alex DeBrincat, Erie	20	9	7	16	26
Anthony Cirelli, Oshawa	21	2	8	10	4
Kyle Maksimovich, Erie	20	3	5	8	6
Victor Mete, London	10	1	7	8	2
Zachary Senyshyn, Sault Ste. Marie	14	4	3	7	2
Taylor Raddysh, Erie	20	3	3	6	8
Jordan Kyrou, Sarnia	5	1	5	6	0
Givani Smith, Guelph	9	2	3	5	18
Hayden Verbeek, Sault Ste. Marie	14	0	5	5	17
Gustav Bouramman, Sault Ste. Marie	11	1	3	4	4

LEADING DEFENCEMEN

PLAYER, TEAM	GP	G	A	PTS	PIM
Travis Dermott, Erie	20	5	12	17	22
Anthony DeAngelo, Sault Ste. Marie	13	0	16	16	18
Dakota Mermis, Oshawa	21	1	14	15	14
Mitchell Vande Sompel, Oshawa	21	5	9	14	4
Brenden Miller, North Bay	15	4	8	12	23
Stephen Desrocher, Oshawa	21	4	8	12	14
Kyle Wood, North Bay	15	1	10	11	2
Vince Dunn, Niagara	8	6	4	10	22
Tyler Ganly, Sault Ste. Marie	14	2	7	9	4
Darren Raddysh, Erie	20	2	7	9	18

GOALTENDING STATISTICS BY TEAM

TEAM	GPI	MINS	GA	EN	SO	GAA	W	L	OTL	SL	SVS	SV%
BARRIE COLTS												
Mackenzie Blackwood	9	562	27	0	0	2.88	5	3	1	347	320	.922
Totals	9	562	27	0	0	2.87	5	3	1	347	320	.922
BELLEVILLE BULLS												
Charlie Graham	4	239	16	1	0	4.01	0	3	1	134	118	.881
Totals	4	239	17	1	0	4.22	0	3	1	135	118	.874
ERIE OTTERS												
Daniel Dekoning	2	93	1	1	0	0.65	1	0	0	30	29	.967
Devin Williams	20	1123	62	2	1	3.31	12	6	1	557	495	.889
Totals	20	1216	66	3	1	3.25	13	6	1	590	524	.888
GUELPH STORM												
Justin Nichols	8	382	25	1	0	3.92	4	3	0	239	214	.895
Bradley Van Schubert	4	164	13	0	0	4.76	0	2	0	100	87	.870
Totals	9	546	39	1	0	4.27	4	5	0	340	301	.885
KINGSTON FRONTENACS												
Lucas Peressini	4	212	14	1	0	3.96	0	4	0	121	107	.884
Jeremy Helvig	1	23	2	0	0	5.15	0	0	0	11	9	.818
Totals	4	235	17	1	0	4.25	0	4	0	133	116	.872
KITCHENER RANGERS												
Dawson Carty	1	34	1	0	0	1.79	0	0	0	19	18	.947
Jake Paterson	6	325	28	2	0	5.18	2	4	0	192	164	.854
Totals	6	359	31	2	0	5.17	2	4	0	213	182	.854
LONDON KNIGHTS												
Tyler Parsons	8	437	24	3	1	3.30	4	3	0	288	264	.917
Michael Giugovaz	3	155	11	3	0	4.26	0	3	0	111	100	.901
Totals	10	592	41	6	1	4.10	4	6	0	405	364	.899
NIAGARA ICEDOGS												
Brandon Hope	11	625	45	2	0	4.32	5	5	0	335	290	.866
Brent Moran	2	40	5	0	0	7.41	0	1	0	17	12	.706
Totals	11	665	52	2	0	4.68	5	6	0	354	302	.853
NORTH BAY BATTALION												
Jake Smith	15	931	31	0	1	2.00	10	4	1	427	396	.927
Totals	15	931	31	0	1	1.99	10	4	1	427	396	.927
OSHAWA GENERALS												
Ken Appleby	21	1259	47	1	2	2.24	16	4	1	603	556	.922
Jeremy Brodeur	2	17	1	1	0	3.44	0	0	0	2	1	.500
Totals	21	1276	50	2	2	2.34	16	4	1	607	557	.918
OTTAWA 67'S												
Liam Herbst	6	315	23	0	0	4.37	2	3	1	165	142	.861
Leo Lazarev	2	49	4	2	0	4.95	0	0	0	29	25	.862
Totals	6	364	29	2	0	4.75	2	3	1	196	167	.852
OWEN SOUND ATTACK												
Jack Flinn	5	305	13	0	0	2.56	1	2	2	153	140	.915
Totals	5	305	13	0	0	2.53	1	2	2	153	140	.915
PETERBOROUGH PETES												
Matthew Mancina	5	300	17	0	0	3.40	1	4	0	235	218	.928
Totals	5	300	17	0	0	3.40	1	4	0	235	218	.928
SAGINAW SPIRIT												
Evan Cormier	4	238	21	1	0	5.30	0	4	0	168	147	.875
Totals	4	238	22	1	0	5.50	0	4	0	169	147	.870
SARNIA STING												
Taylor Dupuis	5	307	22	0	0	4.29	1	3	1	194	172	.887
Totals	5	307	22	0	0	4.25	1	3	1	194	172	.887
SAULT STE. MARIE GREYHOUNDS												
Joseph Raaymakers	2	40	0	0	0	0.00	0	0	0	16	16	1.000
Brandon Halverson	14	796	39	4	1	2.94	10	4	0	366	327	.893
Totals	14	836	43	4	1	3.07	10	4	0	386	343	.889

PLAYOFF STATISTICS BY TEAM

BARRIE COLTS

PLAYER	GP	G	A	PTS	+/-	PIM	PP	SH	GW	FG
Joseph Blandisi	9	6	8	14	3	22	1	0	2	0
Andrew Mangiapane	9	6	4	10	3	12	4	0	0	2
Garrett Hooley	9	3	5	8	3	15	1	0	0	2
Justin Scott	9	1	6	7	3	10	0	0	0	1
Ben Harpur	9	2	4	6	9	6	1	0	2	0
Kevin Labanc	9	2	4	6	0	8	1	0	0	0
Michael Webster	9	1	4	5	3	10	0	0	0	0
Roy Radke	9	4	0	4	4	2	0	0	0	0
Jonathan Laser	9	2	2	4	7	17	0	0	1	0
Rasmus Andersson	9	1	3	4	-1	6	0	0	0	0
Cordell James	9	2	1	3	2	4	1	0	0	0
Brendan Lemieux	5	1	2	3	-4	12	0	0	0	0
Matthew Kreis	8	1	2	3	4	0	0	0	0	1
Stephen Nosad	9	0	3	3	2	0	0	0	0	0
Mackenzie Blackwood	9	0	2	2	0	0	0	0	0	0
Nick Pastorious	2	0	1	1	1	0	0	0	0	0
Chadd Bauman	9	0	1	1	-1	9	0	0	0	0
Chiwetin Blacksmith	1	0	0	0	0	0	0	0	0	0
Josh Carrick	4	0	0	0	1	0	0	0	0	0
Adrian Carbonara	7	0	0	0	0	12	0	0	0	0
Ben Hawerchuk	9	0	0	0	3	2	0	0	0	0
Brandon Prophet	9	0	0	0	2	16	0	0	0	0

BELLEVILLE BULLS

Stephen Harper	4	2	2	4	-2	2	1	0	0	0
Jordan Subban	4	3	0	3	-6	2	2	0	0	1
Michael Cramarossa	4	1	2	3	-6	13	0	0	0	0
Matt Luff	4	1	1	2	-1	4	1	0	0	0
David Tomasek	2	0	2	2	1	4	0	0	0	0
Niki Petti	4	0	2	2	-1	2	0	0	0	0
Brett Welychka	4	0	2	2	-3	0	0	0	0	0
Brett Gustavsen	4	0	1	1	-5	2	0	0	0	0
Adam Laishram	4	0	1	1	-4	0	0	0	0	0
Cole Candella	1	0	0	0	0	0	0	0	0	0
Jack Hanley	1	0	0	0	-1	0	0	0	0	0
Jake Bricknell	3	0	0	0	0	9	0	0	0	0
Maurizio Colella	3	0	0	0	-1	0	0	0	0	0
Andrew Ming	3	0	0	0	-1	0	0	0	0	0
Jesse Saban	3	0	0	0	0	0	0	0	0	0
Adam Bignell	4	0	0	0	-2	4	0	0	0	0
Trent Fax	4	0	0	0	-2	13	0	0	0	0
Charlie Graham	4	0	0	0	0	0	0	0	0	0
Justin Lemcke	4	0	0	0	-3	2	0	0	0	0
Brody Morris	4	0	0	0	-2	9	0	0	0	0
Brandon Saigeon	4	0	0	0	0	2	0	0	0	0
Alex Yuill	4	0	0	0	-2	4	0	0	0	0

ERIE OTTERS

Connor McDavid	20	21	28	49	12	12	4	3	5	2
Remi Elie	20	4	20	24	14	20	1	0	1	1
Nicholas Baptiste	20	12	11	23	-2	10	6	1	1	1
Dylan Strome	20	10	12	22	1	12	6	0	2	1
Travis Dermott	20	5	12	17	5	22	1	0	0	1
Alex DeBrincat	20	9	7	16	1	26	2	1	0	1
Jake Marchment	19	8	6	14	3	4	0	1	1	0
Nick Betz	16	6	3	9	6	10	0	0	2	3
Darren Raddysh	20	2	7	9	12	18	1	0	0	0
Kyle Maksimovich	20	3	5	8	1	6	0	0	0	0
Taylor Raddysh	20	3	3	6	-1	8	0	0	1	0
Patrick Murphy	20	1	5	6	-2	2	1	0	0	0
Kurtis MacDermid	12	0	5	5	2	23	0	0	0	0
Troy Donay	19	0	5	5	-3	21	0	0	0	0
Cory Genovese	20	0	3	3	7	7	0	0	0	0
Devin Williams	20	0	2	2	0	0	0	0	0	0
Mason Marchment	10	0	1	1	-5	4	0	0	0	0
Quentin Maksimovich	20	0	1	1	-1	0	0	0	0	0
Mitchell Byrne	1	0	0	0	0	0	0	0	0	0
Daniel Dekoning	2	0	0	0	0	0	0	0	0	0
Kyle Pettit	3	0	0	0	-3	2	0	0	0	0
TJ Fergus	10	0	0	0	0	0	0	0	0	0
Shaun Bily	13	0	0	0	-1	0	0	0	0	0
Patrick Fellows	17	0	0	0	2	4	0	0	0	0

GUELPH STORM

PLAYER	GP	G	A	PTS	+/-	PIM	PP	SH	GW	FG
Tyler Bertuzzi	9	6	2	8	-5	10	3	0	0	3
Jason Dickinson	9	4	4	8	0	10	1	0	0	1
Garrett McFadden	9	1	5	6	-1	8	0	1	0	0
Pius Suter	9	3	2	5	1	10	0	2	1	0
Givani Smith	9	2	3	5	-3	18	1	0	1	0
Phil Baltisberger	8	1	4	5	3	10	0	0	0	0
Chris Marchese	9	3	1	4	-5	2	0	2	1	0
C.J. Garcia	8	2	2	4	-6	10	1	0	0	0
Robby Fabbri	9	1	3	4	-3	17	0	0	1	0
Luke Cairns	7	0	4	4	1	4	0	0	0	0
Marc Stevens	9	0	1	1	-2	11	0	0	0	0
Levi Tetrault	2	0	0	0	2	0	0	0	0	0
Ryan Foss	3	0	0	0	-3	0	0	0	0	0
Luke Burghardt	4	0	0	0	-1	5	0	0	0	0
Bradley Van Schubert	4	0	0	0	0	4	0	0	0	0
James McEwan	7	0	0	0	-2	0	0	0	0	0
Tyler Boston	8	0	0	0	-3	0	0	0	0	0
Noah Carroll	8	0	0	0	-5	2	0	0	0	0
Tyler Hill	8	0	0	0	-3	0	0	0	0	0
Justin Nichols	8	0	0	0	0	0	0	0	0	0
Austin Hall	9	0	0	0	-7	12	0	0	0	0
Matthew Hotchkiss	9	0	0	0	-2	0	0	0	0	0
Kyle Rhodes	9	0	0	0	-1	16	0	0	0	0

KINGSTON FRONTENACS

Lawson Crouse	4	2	1	3	-7	18	1	0	0	1
Sam Bennett	4	0	3	3	-4	4	0	0	0	0
Juha Lammikko	4	1	1	2	-5	8	0	1	0	0
Evan McEneny	4	1	1	2	-2	0	0	0	0	0
Roland McKeown	4	0	1	1	-5	9	0	0	0	0
Spencer Watson	4	0	1	1	-2	0	0	0	0	0
Jeremy Helvig	1	0	0	0	0	0	0	0	0	0
Zack Dorval	2	0	0	0	0	2	0	0	0	0
Sam Field	3	0	0	0	0	0	0	0	0	0
Corey Pawley	3	0	0	0	-2	0	0	0	0	0
Nathan Billitier	4	0	0	0	-7	4	0	0	0	0
Cody Caron	4	0	0	0	-2	8	0	0	0	0
Chad Duchesne	4	0	0	0	-4	2	0	0	0	0
Jacob Graves	4	0	0	0	-3	0	0	0	0	0
Conor McGlynn	4	0	0	0	-5	4	0	0	0	0
Ted Nichol	4	0	0	0	-1	0	0	0	0	0
Lucas Peressini	4	0	0	0	0	0	0	0	0	0
Samuel Schutt	4	0	0	0	-1	0	0	0	0	0
Jared Steege	4	0	0	0	0	0	0	0	0	0
Shawn Tessier	4	0	0	0	0	0	0	0	0	0
Ryan Verbeek	4	0	0	0	-1	4	0	0	0	0

KITCHENER RANGERS

Ryan MacInnis	6	3	5	8	-6	6	0	0	0	0
Liam Mankant	6	2	4	6	-3	16	0	0	0	1
David Miller	6	2	3	5	-6	2	0	0	0	0
Mason Kohn	6	1	4	5	0	5	0	0	1	0
Darby Llewellyn	6	3	1	4	-2	4	1	0	0	0
Frank Hora	6	2	2	4	-2	8	0	0	0	0
Brandon Robinson	6	1	3	4	-6	10	0	0	1	0
Nick Magyar	6	1	2	3	-2	2	1	0	0	0
Gustaf Franzen	6	2	0	2	-1	2	0	0	0	0
Connor Bunnaman	6	1	1	2	0	0	1	0	0	0
Mike Davies	6	1	1	2	0	7	1	0	0	0
Adam Mascherin	6	1	1	2	-1	4	0	0	0	0
Max Iafrate	6	0	2	2	2	10	0	0	0	0
Dmitrii Sergeev	6	0	2	2	-7	8	0	0	0	0
Doug Blaisdell	6	0	1	1	0	2	0	0	0	0
Dawson Carty	1	0	0	0	0	0	0	0	0	0
Jack Kilgour	1	0	0	0	0	4	0	0	0	0
Mark Bzowey	5	0	0	0	-2	5	0	0	0	0
Jacob Cascagnette	6	0	0	0	-1	0	0	0	0	0
Dylan DiPerna	6	0	0	0	-4	0	0	0	0	0
Jake Paterson	6	0	0	0	0	0	0	0	0	0

LONDON KNIGHTS

Mitchell Marnier	7	9	7	16	6	8	3	2	1	3
Christian Dvorak	10	5	8	13	-2	0	1	0	0	0
Matt Rupert	10	5	6	11	2	10	1	0	0	0
Max Domi	9	5	4	9	0	16	0	2	2	0
Victor Mete	10	1	7	8	-4	2	0	0	1	1
Julius Bergman	10	4	2	6	-5	6	0	0	0	2
Aiden Jamieson	10	1	5	6	4	0	0	0	0	0
Josh Sterk	10	1	5	6	3	8	1	0	0	0

PLAYER	GP	G	A	PTS	+/-	PIM	PP	SH	GW	FG
Jack Hird	10	3	2	5	-5	0	0	0	0	1
Aaron Berisha	10	1	4	5	1	4	0	0	0	0
Owen MacDonald	10	1	2	3	-6	26	0	0	0	0
Brandon Crawley	10	0	3	3	1	11	0	0	0	0
Joel Wigle	9	1	1	2	0	4	0	0	0	0
Chandler Yakimowicz	10	1	1	2	-8	20	0	0	0	0
Tait Seguin	10	1	0	1	-3	9	1	0	0	0
Zach Grzelewski	1	0	0	0	-2	0	0	0	0	0
Michael Giugovaz	3	0	0	0	0	0	0	0	0	0
Benjamin Gleason	4	0	0	0	1	2	0	0	0	0
Cliff Pu	4	0	0	0	-1	0	0	0	0	0
Tyler Nother	6	0	0	0	0	5	0	0	0	0
Tyler Parsons	8	0	0	0	0	0	0	0	0	0
Chris Martenet	10	0	0	0	-3	2	0	0	0	0
Drake Rymsha	10	0	0	0	-2	8	0	0	0	0

NIAGARA ICEDOGS

Josh Ho-Sang	11	1	15	16	-1	18	0	0	0	0
Carter Verhaeghe	11	6	8	14	1	4	2	0	0	0
Brendan Parlini	11	7	5	12	1	7	4	1	2	1
Billy Jenkins	11	7	4	11	-2	2	0	0	0	2
Vince Dunn	8	6	4	10	1	22	2	0	0	0
Jordan Maletta	11	6	3	9	-2	2	0	0	1	1
Anthony DiFruscia	11	2	6	8	-6	20	0	0	0	0
Mikkel Aagaard	11	4	2	6	3	14	0	1	1	0
Ryan Mantha	11	1	5	6	3	6	0	0	0	0
Graham Knott	11	2	2	4	4	2	0	0	0	0
Brian Brosnan	11	1	3	4	-2	4	0	0	0	0
Zach Wilkie	9	0	4	4	3	12	0	0	0	0
Aleksandar Mikulovich	5	1	2	3	-1	4	0	0	1	0
Johnny Corneil	11	1	2	3	3	2	0	0	0	0
Cody Payne	11	1	2	3	5	6	0	0	0	0
Christopher Paquette	10	0	2	2	-1	0	0	0	0	0
Aaron Haydon	11	0	2	2	0	15	0	0	0	0
Mitchell Fitzmorris	11	0	1	1	-3	2	0	0	0	0
Blake Siebenaler	11	0	1	1	-1	8	0	0	0	0
Matt Gillard	1	0	0	0	-1	0	0	0	0	0
Brent Moran	2	0	0	0	0	0	0	0	0	0
Brandon Hope	11	0	0	0	0	2	0	0	0	0

NORTH BAY BATTALION

Nick Paul	15	7	8	15	1	6	3	2	1	1
Mike Amadio	15	6	9	15	0	4	3	0	2	2
Nick Moutrey	15	7	6	13	1	12	4	0	1	0
Brendan Miller	15	4	8	12	16	23	0	0	1	0
Kyle Wood	15	1	10	11	9	2	1	0	0	1
Ryan Kujawinski	15	6	3	9	6	11	2	2	2	0
Ray Huether	15	5	3	8	6	8	0	1	1	0
Zach Bratina	15	2	6	8	1	24	0	0	0	0
Mathew Santos	15	6	1	7	8	8	0	0	1	1
Marcus McIvor	15	2	5	7	2	16	2	0	0	1
Brett McKenzie	15	0	7	7	7	8	0	0	0	0
Alex Henriksson	15	1	5	6	3	12	0	0	1	0
Miles Liberati	15	0	3	3	-2	22	0	0	0	0
Zach Poirier	15	1	1	2	1	9	0	0	0	0
Austin Kosack	15	0	2	2	2	4	0	0	0	0
Riley Bruce	15	1	0	1	-2	6	0	0	0	0
Hampus Olsson	15	0	1	1	-1	8	0	0	0	0
Mike Baird	15	0	0	0	1	13	0	0	0	0
Jake Smith	15	0	0	0	0	2	0	0	0	0

OSHAWA GENERALS

Cole Cassels	21	10	21	31	5	14	6	0	2	0
Michael Dal Colle	21	8	23	31	1	2	2	0	1	3
Tobias Lindberg	21	7	12	19	-1	8	3	0	1	0
Michael McCarron	21	9	9	18	3	33	2	0	5	2
Hunter Smith	21	9	9	18	7	38	3	0	0	2
Matt Mistele	21	13	3	16	5	18	6	0	2	5
Dakota Mermis	21	1	14	15	12	14	0	0	1	1
Mitchell Vande Sompel	21	5	9	14	-9	4	4	0	1	0
Stephen Desrocher	21	4	8	12	5	14	1	0	1	1
Anthony Cirelli	21	2	8	10	7	4	1	0	2	0
Bradley Latour	20	3	5	8	7	6	0	0	0	1
Chris Carlisle	18	0	5	5	9	8	0	0	0	0
Sam Harding	16	2	2	4	-1	0	0	0	0	0
Josh Brown	21	2	2	4	5	30	0	1	0	0
Brent Pedersen	21	0	3	3	1	2	0	0	0	0
Aidan Wallace	21	2	0	2	-4	21	0	1	0	0
Will Petschenig	15	0	2	2	6	6	0	0	0	0
Joe Manchurek	12	1	0	1	0	4	0	1	0	0

PLAYER	GP	G	A	PTS	+/-	PIM	PP	SH	GW	FG
Michael Turner	12	0	1	1	0	4	0	0	0	0
Jeremy Brodeur	2	0	0	0	0	0	0	0	0	0
Kenny Huether	2	0	0	0	0	0	0	0	0	0
Sonny Hertzberg	4	0	0	0	0	0	0	0	0	0
Stephen Templeton	6	0	0	0	1	0	0	0	0	0
Ken Appleby	21	0	0	0	0	0	0	0	0	0

OTTAWA 67'S

Jeremiah Addison	6	6	4	10	-1	7	2	0	0	1
Dante Salituro	6	5	5	10	1	2	1	0	0	0
Travis Konecny	5	3	7	10	4	6	1	0	0	1
Nevin Guy	6	2	6	8	6	4	1	0	0	0
Brendan Bell	6	1	7	8	1	9	0	0	0	0
Nathan Todd	6	2	4	6	1	6	0	0	0	0
Evan de Haan	6	1	4	5	1	0	0	0	0	0
Sam Studnicka	6	1	4	5	-1	4	0	0	1	0
Alex Lintuniemi	6	1	2	3	-7	2	0	0	0	0
Travis Barron	6	1	1	2	-9	4	0	0	0	0
Trent Mallette	6	1	1	2	-4	11	0	1	0	1
Curtis Maighan	6	1	1	2	-3	4	0	0	1	0
Jacob Middleton	6	1	1	2	-5	4	1	0	0	0
Taylor Davis	6	1	0	1	-1	0	1	0	0	0
Brandon Lukezic	1	0	0	0	0	0	0	0	0	0
Connor Graham	2	0	0	0	0	2	0	0	0	0
Leo Lazarev	2	0	0	0	0	0	0	0	0	0
Mike Vlajkov	4	0	0	0	-1	2	0	0	0	0
Adam Craievich	6	0	0	0	-4	0	0	0	0	0
Ben Fanjoy	6	0	0	0	-3	0	0	0	0	0
Liam Herbst	6	0	0	0	0	2	0	0	0	0
Zack Pittman	6	0	0	0	-3	0	0	0	0	0

OWEN SOUND ATTACK

Daniel Milne	5	3	3	6	0	2	1	0	0	0
Kyle Platzer	5	1	4	5	0	4	1	0	0	0
Erik Bradford	5	1	3	4	0	4	0	0	1	0
Chris Bigras	5	1	2	3	-1	4	0	0	0	0
Damir Sharipzhanov	5	1	2	3	1	6	1	0	0	0
Justin Brack	5	1	1	2	0	2	0	0	0	0
Jeffrey Gilligan	5	1	1	2	-1	0	0	0	0	1
Holden Cook	5	0	2	2	-2	2	0	0	0	0
Thomas Schemitsch	5	0	2	2	-3	2	0	0	0	0
Ethan Szyplura	4	1	0	1	0	5	0	0	0	1
Santino Centorame	5	1	0	1	-3	13	0	0	0	0
Zach Nastasiuk	5	1	0	1	0	4	1	0	0	0
Petrus Palmu	5	1	0	1	-2	0	1	0	0	0
Connor Walters	5	1	0	1	-1	0	1	0	0	0
Jarett Meyer	3	0	1	1	0	2	0	0	0	0
Liam Dunda	5	0	1	1	-1	2	0	0	0	0
Jack Flinn	5	0	1	1	0	0	0	0	0	0
Ryan Heeps	1	0	0	0	0	0	0	0	0	0
Jacob Busch	2	0	0	0	0	7	0	0	0	0
Tyler MacArthur	2	0	0	0	0	2	0	0	0	0
Jonah Gadjovich	3	0	0	0	0	0	0	0	0	0
Jaden Lindo	5	0	0	0	-1	11	0	0	0	0

PETERBOROUGH PETES

Greg Betzold	5	2	0	2	-5	4	1	0	0	1
Michael Clarke	5	1	1	2	-1	4	0	0	0	0
Kyle Jenkins	5	1	1	2	-2	2	0	0	1	0
Matthew Timms	5	1	1	2	-4	2	1	0	0	0
Cameron Lizotte	3	0	2	2	0	10	0	0	0	0
Josh Maguire	5	1	0	1	-1	4	0	0	0	1
Matt McCartney	5	1	0	1	0	7	0	0	0	0
Matt Spencer	5	1	0	1	-4	2	1	0	0	0
Jonathan Ang	5	0	1	1	-3	4	0	0	0	0
Eric Cornel	5	0	1	1	-2	2	0	0	0	0
Josh Coyle	5	0	1	1	0	2	0	0	0	0
Steven Lorentz	5	0	1	1	1	2	0	0	0	0
Nathan Pancel	5	0	1	1	-2	2	0	0	0	0
Rylee McKinnon	2	0	0	0	0	7	0	0	0	0
Logan DeNoble	5	0	0	0	-1	4	0	0	0	0
Josh MacDonald	5	0	0	0	-2	4	0	0	0	0
Matthew Mancina	5	0	0	0	0	0	0	0	0	0
Adam Timleck	5	0	0	0	-1	2	0	0	0	0
Steven Varga	5	0	0	0	-1	2	0	0	0	0
Artem Vladimirov	5	0	0	0	-1	2	0	0	0	0

SAGINAW SPIRIT

Artem Artemov	3	2	1	3	-2	0	1	0	0	1
Vladislav Kodala	4	1	1	2	-4	4	0	0	0	0
Connor Brown	4	1	0	1	-2	7	1	0	0	0
Michael Holmes	4	1	0	1	-2	4	0	0	0	0
Blake Clarke	4	0	1	1	-2	6	0	0	0	0
Greg DiTomaso	4	0	1	1	-5	4	0	0	0	0
Tye Felhaber	4	0	1	1	-3	0	0	0	0	0
Troy Henley	4	0	1	1	2	2	0	0	0	0
Keaton Middleton	4	0	1	1	-5	0	0	0	0	0
Devon Paliani	4	0	1	1	-3	0	0	0	0	0
Jacob Ringuette	4	0	1	1	-3	8	0	0	0	0
Adam McPhail	1	0	0	0	0	2	0	0	0	0
Jack Webb	1	0	0	0	0	0	0	0	0	0
Marcus Crawford	3	0	0	0	-7	0	0	0	0	0
Jesse Barwell	4	0	0	0	-5	4	0	0	0	0
Kris Bennett	4	0	0	0	-3	2	0	0	0	0
Evan Cormier	4	0	0	0	0	0	0	0	0	0
Dylan Sadowy	4	0	0	0	-7	4	0	0	0	0
Mitchell Stephens	4	0	0	0	-2	0	0	0	0	0
Chase Stewart	4	0	0	0	-1	4	0	0	0	0
Mitchell Webb	4	0	0	0	-2	2	0	0	0	0

SARNIA STING

Jordan Kyrro	5	1	5	6	-1	0	0	0	0	0
Stephen Pierog	5	2	1	3	-2	0	0	0	1	1
Pavel Zacha	5	2	1	3	-4	10	0	0	0	0
Jeff King	5	1	2	3	-6	2	1	0	0	0
Nikita Korostelev	5	1	2	3	-1	4	0	0	0	0
Kevin Spinazzi	5	1	2	3	1	4	0	1	0	0
Daniel Nikandrov	5	0	3	3	-2	2	0	0	0	0
Hayden Hodgson	5	2	0	2	-4	9	1	0	0	1
Davis Brown	5	0	2	2	-1	8	0	0	0	0
Anthony Salintri	5	0	2	2	-1	0	0	0	0	0
Troy Lajeunesse	5	1	0	1	0	4	0	0	0	0
Alexandre Renaud	5	1	0	1	-1	0	0	0	0	0
Josh Defarias	1	0	1	1	1	0	0	0	0	0
Brandon Lindberg	2	0	0	0	0	0	0	0	0	0
Patrick White	3	0	0	0	-3	0	0	0	0	0
Jake O'Donnell	4	0	0	0	1	2	0	0	0	0
Alex Black	5	0	0	0	-2	7	0	0	0	0
Noah Bushnell	5	0	0	0	-1	11	0	0	0	0
Joshua Chapman	5	0	0	0	-1	6	0	0	0	0
Zachary Core	5	0	0	0	-4	0	0	0	0	0
Taylor Dupuis	5	0	0	0	0	0	0	0	0	0

SAULT STE. MARIE GREYHOUNDS

Nick Ritchie	14	13	13	26	7	28	3	0	3	1
Jared McCann	14	6	10	16	2	12	2	1	0	1
Anthony DeAngelo	13	0	16	16	12	18	0	0	0	0
Michael Bunting	14	9	5	14	4	10	3	0	3	1
Justin Bailey	14	7	7	14	-1	6	4	0	0	1
Sergey Tolchinsky	14	4	10	14	2	2	1	0	0	0
Bryan Moore	14	7	6	13	11	21	2	0	1	3
Gabe Guertler	14	4	5	9	10	6	0	1	1	0
Blake Speers	14	3	6	9	-2	4	2	0	1	0
Tyler Ganly	14	2	7	9	14	4	0	0	0	0
Darnell Nurse	14	3	5	8	9	26	2	1	0	0
Zachary Senyshyn	14	4	3	7	5	2	1	0	0	1
Jean Dupuy	10	4	2	6	2	9	0	0	1	1
Hayden Verbeek	14	0	5	5	5	17	0	0	0	0
Gustav Bouramman	11	1	3	4	4	4	1	0	0	0
Connor Boland	14	0	3	3	5	17	0	0	0	0
Tim Gettinger	6	1	1	2	2	2	0	0	0	0
Keigan Goetz	12	1	1	2	4	8	0	0	0	0
Colton White	14	0	2	2	4	0	0	0	0	0
Medic Mercier	4	0	1	1	0	0	0	0	0	0
Brandon Halverson	14	0	1	1	0	2	0	0	0	0
Joseph Raaymakers	2	0	0	0	0	0	0	0	0	0

2015 OHL CHAMPIONS



OSHAWA GENERALS
2015 ONTARIO HOCKEY LEAGUE ROBERTSON CUP CHAMPIONS

WAYNE GRETZKY 99 AWARD

CONNOR MCDAVID ERIE OTTERS

McDavid, an 18 year-old centreman from Newmarket, ON, had two goals, four assists and six points in five games during the Rogers OHL Championship Series, leading the Otters deep into the playoffs for the second straight season. He had points in 18 of his 20 playoff contests.

The Otters captain recorded a total of five multi-goal games throughout the 2015 OHL Playoffs, highlighted by a five-goal performance in a 7-3 win over the London Knights on April 10.

McDavid becomes the second Otters player to win the award after Brad Boyes earned the distinction in 2002.



The Ontario Hockey League introduced the Wayne Gretzky 99 Award in 1999 to honour the Most Valuable Player in the OHL Playoffs as selected by the media. Gretzky, a native of Brantford, graduated from the Sault Ste. Marie Greyhounds to become the most prolific scorer in the history of the National Hockey League. The League created the award in tribute of 'The Great One' shortly after he announced his retirement from the NHL in 1999.

SEASON PLAYER, TEAM

1999 Justin Papineau, Belleville
2000 Brian Finley, Barrie
2001 Seamus Kotyk, Ottawa
2002 Brad Boyes, Erie
2003 Derek Roy, Kitchener
2004 Martin St. Pierre, Guelph
2005 Corey Perry, London
2006 Daniel Ryder, Peterborough
2007 Marc Staal, Sudbury

SEASON PLAYER, TEAM

2008 Justin Azevedo, Kitchener
2009 Taylor Hall, Windsor
2010 Adam Henrique, Windsor
2011 Robby Mignardi, Owen Sound
2012 Austin Watson, London
2013 Bo Horvat, London
2014 Robby Fabbri, Guelph
2015 Connor McDavid, Erie

HISTORY OF THE MEMORIAL CUP

The Memorial Cup, which has been in competition since 1919, was presented in commemoration of the many great Canadian hockey players who paid the supreme sacrifice in defence of their country in the First World War.

Initially the symbol of the national junior championship, the Cup later signified Junior "A" supremacy beginning in 1934 and Major Junior supremacy in 1971. Competing for it annually are the Western, Quebec Major Junior and Ontario Hockey Leagues. The winners of the three leagues, along with the host club, compete in the Memorial Cup tournament.

The Memorial Cup has been won by Ontario teams 48 times during its 97 years of competition.

YEAR	CHAMPION	COACH	RUNNER-UP	YEAR	CHAMPION	COACH	RUNNER-UP
1919	Univ. of Toronto Schools	Frank Carroll	Regina Patricias	1968	Niagara Falls Flyers	Paul Emms	Estevan Bruins
1920	Toronto Canoe Club	Ron Carroll	Selkirk Juniors	1969	Montreal Junior Canadiens	Roger Bedard	Regina Patricias
1921	Winnipeg Falcons	Connie Neal	Stratford Midgets	1970	Montreal Junior Canadiens	Roger Bedard	Weyburn Red Wings
1922	Fort Williams War Veterans	Stan Bliss	Regina Patricias	1971	Quebec Remparts	Maurice Filion	Edmonton Oil Kings
1923	Univ. of Manitoba Winnipeg	Hal Moulden	Kitchener Greenshirts	1972	Cornwall Royals	Orval Tessier	Peterborough Petes
1924	Owen Sound Greys	Jim Jamieson	Calgary Canadians	1973	Toronto Marlboros	George Armstrong	Quebec Remparts
1925	Regina Pats	Al Ritchie	Aura Lee	1974	Regina Pats	Bob Turner	Quebec Remparts
1926	Calgary Canadians	Eddie Poulin	Queens U. Queens	1975	Toronto Marlboros	George Armstrong	New West. Bruins
1927	Owen Sound	Hancock/Spratt	Port Arthur W. End Jr.s	1976	Hamilton Fincups	Bert Templeton	New West. Bruins
1928	Regina Monarchs	Howie Milne	Ottawa Gunners	1977	New Westminster Bruins	Ernie McLean	Ottawa 67's
1929	Toronto Marlboros	Frank Selke	Elmwood Millionaires	1978	New Westminster Bruins	Ernie McLean	Peterborough Petes
1930	Regina Pats	Harry Neil	West Toronto	1979	Peterborough Petes	Gary Green	Brandon Wheat Kings
1931	Winnipeg Elmwoods	Jack Hughes	Ottawa Primroses	1980	Cornwall Royals	Doug Carpenter	Peterborough Petes
1932	Sudbury Wolves	Sam Rothschild	Winnipeg Monarchs	1981	Cornwall Royals	Bob Kilger	Kitchener Rangers
1933	Newmarket	Bill Hancock	Regina Patricias	1982	Kitchener Rangers	Joe Crozier	Sherbrooke Castors
1934	Toronto St. Michael's	Dr. LaFlamme	Edmonton Athletics	1983	Portland Winter Hawks	Ken Hodge	Oshawa Generals
1935	Winnipeg Monarchs	Harry Neil	Sudbury Cub Wolves	1984	Ottawa 67's	Brian Kilrea	Kitchener Rangers
1936	West Toronto Redmen	Clarence Day	Saskatoon Wesleys	1985	Prince Albert Raiders	Terry Simpson	Shawinigan Cataractes
1937	Winnipeg Monarchs	Harry Neil	Copper Cliff Redmen	1986	Guelph Platers	Jacques Martin	Hull Olympiques
1938	St. Boniface Seals	Mike Kryschuck	Oshawa Generals	1987	Medicine Hat Tigers	Bryan Maxwell	Oshawa Generals
1939	Oshawa Generals	Tracy Shaw	Edmonton Ath. Club	1988	Medicine Hat Tigers	Barry Melrose	Windsor Spitfires
1940	Oshawa Generals	Tracy Shaw	Kenora Thistles	1989	Swift Current Broncos	Graham James	Saskatoon Blades
1941	Winnipeg Rangers	L. Northcott	Montreal Royals	1990	Oshawa Generals	Rick Carnaccia	Kitchener Rangers
1942	Partage La Prairie	Staff Sgt. Bell	Oshawa Generals	1991	Spokane Chiefs	Bryan Maxwell	Drummondville Voltigeurs
1943	Winnipeg Rangers	Bob Kinnear	Oshawa Generals	1992	Kamloops Blazers	Tom Renney	S.S. Marie Greyhounds
1944	Oshawa Generals	Charlie Conacher	Trail Smoke Eaters	1993	Sault Ste. Marie Greyhounds	Ted Nolan	Peterborough Petes
1945	Toronto St. Michael's	Joe Primeau	Moose Jaw Canucks	1994	Kamloops Blazers	Don Hay	Laval Titan
1946	Winnipeg Monarchs	Walter Monson	Toronto St. Michael's	1995	Kamloops Blazers	Don Hay	Detroit Jr. Red Wings
1947	Toronto St. Michael's	Joe Primeau	Moose Jaw Canucks	1996	Granby Predateurs	Michel Therrien	Peterborough Petes
1948	Port Arthur West End Bruins	Ed Lauzon	Barrie Flyers	1997	Hull Olympiques	Claude Julien	Lethbridge Hurricanes
1949	Montreal Royals	Tag Millar	Brandon Wheat Kings	1998	Portland Winterhawks	Brent Peterson	Guelph Storm
1950	Montreal Canadiens	Sam Pollock/Bill Reay	Regina Pats	1999	Ottawa 67's	Brian Kilrea	Calgary Hitmen
1951	Barrie Flyers	Leighton Emms	Winnipeg Monarchs	2000	Rimouski Oceanic	Doris Labonte	Barrie Colts
1952	Guelph Biltmores	Alf Pike	Regina Pats	2001	Red Deer Rebels	Brent Sutter	Val d'Or Foreurs
1953	Barrie Flyers	Leighton Emms	St. Boniface Canadiens	2002	Kootenay Ice	Ryan McGill	Victoria Tigres
1954	St. Catharines Tee Pee's	Rudy Pilous	Edmonton Oil Kings	2003	Kitchener Rangers	Peter DeBoer	Hull Olympiques
1955	Toronto Marlboros	Walter Broda	Regina Pats	2004	Kelowna Rockets	Marc Habscheid	Gatineau Olympiques
1956	Toronto Marlboros	Walter Broda	Regina Pats	2005	London Knights	Dale Hunter	Rimouski Oceanic
1957	Flin Flon Bombers	Bobby Kirk	Ottawa Canadiens	2006	Quebec Remparts	Patrick Roy	Moncton Wildcats
1958	Ottawa-Hull Canadiens	Scotty Bowman	Regina Patricias	2007	Vancouver Giants	Don Hay	Medicine Hat Tigers
1959	Winnipeg Braves	Bill Allum	Peterborough TPT Petes	2008	Spokane Chiefs	Bill Peters	Kitchener Rangers
1960	St. Catharines Tee Pee's	Max Kaminsky	Edmonton Oil Kings	2009	Windsor Spitfires	Bob Boughner	Kelowna Rockets
1961	Toronto St. Michael's	Father D. Bauer	Edmonton Oil Kings	2010	Windsor Spitfires	Bob Boughner	Brandon Wheat Kings
1962	Hamilton Red Wings	Eddie Bush	Edmonton Oil Kings	2011	Saint John Sea Dogs	Serge Gauthier	Miss. St. Michael's Majors
1963	Edmonton Oil Kings	Buster Brashaw	Niagara Falls Flyers	2012	Shawinigan Cataractes	Eric Veilleux	London Knights
1964	Toronto Marlboros	Jim Gregory	Edmonton Oil Kings	2013	Halifax Mooseheads	Dominique Ducharme	Portland Winterhawks
1965	Niagara Falls Flyers	Bill Long	Edmonton Oil Kings	2014	Edmonton Oil Kings	Derek Laxdal	Guelph Storm
1966	Edmonton Oil Kings	Ray Kinsewicz	Oshawa Generals	2015	Oshawa Generals	DJ Smith	Kelowna Rockets
1967	Toronton Marlboros	Gus Bodnar	Port Arthur Mars				

MEMORIAL CUP ALL-STAR TEAMS

2015	Goal Defence Defence Forward Forward Forward	Ken Appleby, Oshawa Madison Bowey, Kelowna Ryan Graves, Quebec Nick Merkley, Kelowna Michael McCarron, Oshawa Michael Dal Colle, Oshawa	2014	Goal Defence Defence Forward Forward Forward	Antoine Bibeau, Val-d'Or Cody Corbett, Edmonton Matt Finn, Guelph Edgars Kulda, Edmonton Kerby Rychel, Guelph Henrik Samuelsson, Edmonton
2013	Goal Defence Defence Forward Forward Forward	Zachary Fucala, Halifax Derrick Pouliot, Portland Konrad Abeltschouser, Halifax Nathan MacKinnan, Halifax Martin Frk, Halifax Ty Rattie, Portland	2012	Goal Defence Defence Forward Forward Forward	Michael Houser, London Jarred Tinordi, London Brandon Gormley, Shawinigan Austin Watson, London Michael Chaput, Shawinigan Henrik Samuelsson, Edmonton
2011	Goal Defence Defence Forward Forward Forward	Jordan Binnington, Owen Sound Stuart Percy, Mississauga Nathan Beaulieu, Saint John Andrew Shaw, Owen Sound Devante Smith-Pelly, Mississauga Jonathan Huberdeau, Saint John	2010	Goal Defence Defence Forward Forward Forward	Martin Jones, Calgary Travis Hamonic, Brandon Cam Fowler, Windsor Taylor Hall, Windsor Jimmy Bubnick, Calgary Matt Calvert, Brandon
2009	Goal Defence Defence Forward Forward Forward	Marco Cousineau, Drummondville Ryan Ellis, Windsor Tyler Myers, Kelowna Faylor Hull, Windsor Jamie Benn, Kelowna Patrice Cormier, Rimouski	2008	Goal Defence Defence Forward Forward Forward	Dustin Tokarski, Spokane Justin Falk, Spokane Ben Shotton, Kitchener Justin Azevedo, Kitchener Mitch Wahl, Spokane Drayson Bowman, Spokane
2007	Goal Defence Defence Forward Forward Forward	Matt Keatley, Medicine Hat Cody Franson, Vancouver Brandon Mikkelsen, Vancouver Darren Helm, Medicine Hat Michal Repik, Vancouver Milan Lucic, Vancouver	2006	Goal Defence Defence Forward Forward Forward	Cedrick Desjardins, Quebec Paul Albers, Vancouver Michel Sersen, Quebec Alexander Radulov, Quebec Gilbert Brule, Vancouver Adam Pinedault, Moncton
2005	Goal Defence Defence Forward Forward Forward	Adam Dennis, London Danny Syvret, London Mario Scalzo Jr., Rimouski Corey Perry, London Dany Fritsche, London Sidney Crosby, Rimouski	2004	Goal Defence Defence Forward Forward Forward	Kelly Guard, Kelowna Doug O'Brien, Gatineau Shea Weber, Kelowna Jean Michel Dugas, Gatineau Clarke MacArthur, Medicine Hat Randall Gelech, Kelowna
2003	Goal Defence Defence Forward Forward Forward	Scott Dickie, Kitchener Steve Eminger, Kitchener Doug O'Brien, Hull Derek Roy, Kitchener Gregory Campbell, Kitchener Mike Richards, Kitchener	2002	Goal Defence Defence Forward Forward Forward	T.J. Aceti, Erie Danny Groulx, Victoriaville Kevin Dallman, Guelph Colin Sinclair, Kootenay Cory Pecker, Erie Matthew Lombardi, Victoriaville
2001	Goal Defence Defence Forward Forward Forward	Maxime Daigneault, Val d'Or Paul Elliott, Regina Chris Lyness, Val d'Or/Ross Lupaschuk, Red Deer Brent Lysak, Regina Simon Gamaiche, Val d'Or Kyle Wamng, Red Deer	2000	Goal Defence Defence Forward Forward Forward	Sebastien Caron, Rimouski Michel Periard, Rimouski Eric Reitz, Barrie Brad Richards, Rimouski Juraj Kolnik, Rimouski Sheldon Keefe, Barrie
1999	Goal Defence Defence Forward Forward Forward	Cory Campbell, Belleville Nick Boynton, Ottawa Matt Kinch, Calgary Glenn Crawford, Belleville Joe Talbot, Ottawa Pavel Brendl, Calgary	1998	Goal Defence Defence Forward Forward Forward	Chris Madden, Guelph Brad Ference, Spokane Francis Lessard, Val d'Or Andrej Podkoncny, Portland Manny Malhotra, Guelph Marian Hossa, Portland
1997	Goal Defence Defence Centre Left Wing Right Wing	Christian Bronsard, Hull Chris Phillips, Lethbridge Jan Snopek, Oshawa Christian Dube, Hull Byron Ritchie, Lethbridge Martin Menard, Hull	1996	Goal Defence Defence Centre Left Wing Right Wing	Frederic Deschenes, Granby Wade Redden, Brandon Jason Daig, Granby Xavier Delisle, Granby Philippe Audet, Brantby Cameron Mann, Peterborough
1995	Goal Defence Defence Centre Left Wing Right Wing	Jason Saal, Detroit Nolan Baumgartner, Kamloops Bryan McCabe, Brandon Darcy Tucker, Kamloops Sean Haggerty, Detroit Shane Doan, Kamloops	1994	Goal Defence Defence Centre Left Wing Right Wing	Eric Fichaud, Chicoutimi Aaron Keller, Kamloops Nolan Baumgartner, Kamloops Darcy Tucker, Kamloops Alain Cote, Laval Rod Stevens, Kamloops
1993	Goal Defence Defence Centre Left Wing Right Wing	Kevin Hodson, Sault Ste. Marie Michael Gaul, Laval Drew Bannister, Sault Ste. Marie Ralph Intrunovo, Sault Ste. Marie Chad Penney, Sault Ste. Marie Martin Lapointe, Laval	1992	Goal Defence Defence Centre Left Wing Right Wing	Corey Hirsch, Kamloops Scott Niedermayer, Kamloops Drew Bannister, Sault Ste. Marie Colin Miller, Sault Ste. Marie Mike Mathers, Kamloops Turner Stevenson, Seattle
1991	Goal Defence Defence Centre Left Wing Right Wing	Felix Potvin, Chicoutimi Patrice Brisebois, Drummondville Brad Tiley, Sault Ste. Marie Ray Whitney, Spokane Brend Thurston, Spokane Pat Falloon, Spokane	1990	Goal Defence Defence Centre Left Wing Right Wing	Mike Torchio, Kitchener Cory Keenan, Kitchener Paul D'Hagan, Oshawa Eric Lindros, Oshawa Iain Fraser, Oshawa Steven Rice, Kitchener
1989	Goal Defence Defence Centre Left Wing Right Wing	Mike Greenlay, Saskatoon Dan Lambert, Swift Current Ken Sutton, Saskatoon Tim Tisdale, Swift Current Neil Carnes, Laval Sheldon Kennedy, Swift Current	1988	Goal Defence Defence Centre Left Wing Right Wing	Mark Fitzpatrick, Medicine Hat Dean Chynoweth, Medicine Hat Darryl Shannon, Windsor Rob Dimaio, Medicine Hat Darrin Shannon, Windsor Trevor Linden, Medicine Hat
1987	Goal Defence Defence Centre Left Wing Right Wing	Mark Fitzpatrick, Medicine Hat Wayne McBean, Medicine Hat Gordon Murphy, Oshawa Jeff Wengert, Medicine Hat Dale Kushner, Medicine Hat Guy Phillips, Medicine Hat	1986	Goal Defence Defence Centre Left Wing Right Wing	Steve Guenette, Guelph Steve Chiasson, Guelph Ron Shudra, Kamloops Guy Roubicek, Hull Luc Robitaille, Hull Bob Foglietta, Portland

MEMORIAL CUP AWARD WINNERS

STAFFORD SMYTHE MEMORIAL TROPHY (MVP)

YEAR	PLAYER, TEAM
1975	Barry Smith, New Westminster (WCHL)
1976	Dale McCourt, Hamilton (OHL)
1977	Barry Beck, New Westminster (WCHL)
1978	Stan Smyl, New Westminster (WCHL)
1979	Bart Hunter, Brandon (WHL)
1980	Dave Ezard, Cornwall (QMJHL)
1981	Dale Hawerchuk, Cornwall (QMJHL)
1982	Sean McKenna, Sherbrooke (QMJHL)
1983	Alfie Turcotte, Portland (WHL)
1984	Adam Creighton, Ottawa (OHL)
1985	Dan Hodgson, Prince Albert (WHL)
1986	Steve Chiasson, Guelph (OHL)
1987	Wayne McBean, Medicine Hat (WHL)
1988	Rob Dimiao, Medicine Hat (WHL)
1989	Dan Lambert, Swift Current (WHL)
1990	Iain Fraser, Oshawa (OHL)
1991	Pat Falloon, Spokane (WHL)
1992	Scott Niedermayer, Kamloops (WHL)
1993	Ralph Intranuova, Sault Ste. Marie (OHL)
1994	Darcy Tucker, Kamloops (WHL)
1995	Shane Doan, Kamloops (WHL)
1996	Cameron Mann, Peterborough (OHL)
1997	Christian Dube, Hull (QMJHL)
1998	Chris Madden, Guelph (OHL)
1999	Nick Boynton, Ottawa (OHL)
2000	Brad Richards, Rimouski (QMJHL)
2001	Kyle Wanvig, Red Deer (WHL)
2002	Danny Groulx, Victoriaville (QMJHL)
2003	Derek Roy, Kitchener (OHL)
2004	Kelly Guard, Kelowna (WHL)
2005	Corey Perry, London (OHL)
2006	Alexander Radulov, Quebec (QMJHL)
2007	Milan Lucic, Vancouver (WHL)
2008	Dustin Tokarski, Spokane (WHL)
2009	Taylor Hall, Windsor (OHL)
2010	Taylor Hall, Windsor (OHL)
2011	Jonathan Huberdeau, Saint John (QMJHL)
2012	Michael Chaput, Shawinigan (QMJHL)
2013	Nathan MacKinnon, Halifax (QMJHL)
2014	Edgars Kulda, Edmonton (WHL)
2015	Leon Draisaitl, Kelowna (WHL)

GEORGE PARSONS TROPHY (SPORTSMANSHIP)

YEAR	PLAYER, TEAM
1975	John Smrke, Toronto (OHL)
1976	Richard Shinske, New Westminster (WCHL)
1977	Bob Smith, Ottawa (OHL)
1978	Mark Kirton, Peterborough (OHL)
1979	Chris Halyk, Peterborough (OHL)
1980	Dale Hawerchuk, Cornwall (QMJHL)
1981	Mark Morrison, Victoria (OHL)
1982	Brian Bellows, Kitchener (OHL)
1983	David Gans, Oshawa (OHL)
1984	Brian Wilks, Kitchener (OHL)
1985	Tony Grenier, Prince Albert (WHL)
1986	Kerry Huffman, Guelph (OHL)
1987	Scott McCrory, Oshawa (OHL)
1988	Martin Gelinas, Hull (QMJHL)
1989	Jamey Hicks, Peterborough (OHL)
1990	Jason Firth, Kitchener (OHL)
1991	Ray Whitney, Spokane (WHL)
1992	Colin Miller, Sault Ste. Marie (OHL)
1993	Jason Dawe, Peterborough (OHL)
1994	Yannick Dube, Laval (QMJHL)
1995	Jarome Iginla, Kamloops (WHL)
1996	Mike Williams, Peterborough (OHL)
1997	Radoslav Suchy, Chicoutimi (QMJHL)
1998	Manny Malhotra, Guelph (OHL)
1999	Brian Campbell, Ottawa (OHL)
2000	Brandon Reid, Halifax (QMJHL)
2001	Brandon Reid, Val d'Or (QMJHL)
2002	Tomas Plhal, Kootenay (WHL)
2003	Gregory Campbell, Kitchener (OHL)
2004	Josh Gorges, Kelowna (WHL)
2005	Marc-Antoine Pouliot, Rimouski (QMJHL)
2006	Jerome Samson, Moncton (QMJHL)

2007	Brennan Bosch, Medicine Hat (WHL)
2008	Matt Halischuk, Kitchener (OHL)
2009	Yannick Riendeau, Drummondville (QMJHL)
2010	Toni Rajala, Brandon (WHL)
2011	Marc Cantin, Mississauga (OHL)
2012	Zack Phillips, Saint John (QMJHL)
2013	Bo Horvat, London (OHL)
2014	Curtis Lazar, Edmonton (WHL)
2015	Alexis Loiseau, Rimouski (QMJHL)

HAP EMMS MEMORIAL TROPHY (OUTSTANDING GOALTENDER)

Year	Player, Team
1975	Gary Carr, Toronto (OHL)
1976	Maurice Barrelet, Quebec (QMJHL)
1977	Pat Riffin, Ottawa (OHL)
1978	Ken Elacott, Peterborough (OHL)
1979	Bart Hunter, Brandon (WHL)
1980	Rick LaFerriere, Peterborough (OHL)
1981	Corrado Micallef, Cornwall (QMJHL)
1982	Michel Marisette, Sherbrooke (QMJHL)
1983	Mike Vernon, Portland (WHL)
1984	Darren Pang, Ottawa (OHL)
1985	Ward Komonosky, Prince Albert (WHL)
1986	Steve Guenette, Guelph (OHL)
1987	Mark Fitzpatrick, Medicine Hat (WHL)
1988	Mark Fitzpatrick, Medicine Hat (WHL)
1989	Mike Greenlay, Saskatoon (WHL)
1990	Mike Torchia, Kitchener (OHL)
1991	Felix Potvin, Chicoutimi (QMJHL)
1992	Corey Hirsch, Kamloops (WHL)
1993	Kevin Hodson, Sault Ste. Marie (OHL)
1994	Eric Fichaud, Chicoutimi (QMJHL)
1995	Jason Sual, Detroit (OHL)
1996	Frederic Deschenes, Granby (QMJHL)
1997	Christian Bronsard, Hull (QMJHL)
1998	Chris Madden, Guelph (OHL)
1999	Cory Campbell, Belleville (OHL)
2000	Sebastian Caron, Rimouski (QMJHL)
2001	Maxime Daigneault, Val d'Or (QMJHL)
2002	T.J. Aceti, Erie (OHL)
2003	Scott Dickie, Kitchener (OHL)
2004	Kelly Guard, Kelowna (WHL)
2005	Adam Dennis, London (OHL)
2006	Cedrick Desjardins, Quebec (QMJHL)
2007	Matt Keetley, Medicine Hat (WHL)
2008	Dustin Tokarski, Spokane (WHL)
2009	Marco Cousineau, Drummondville (QMJHL)
2010	Martin Jones, Calgary (WHL)
2011	Jordan Binnington, Owen Sound (OHL)
2012	Gabriel Girard, Shawinigan (QMJHL)
2013	Andrey Makarov, Saskatoon (WHL)
2014	Antoine Bibeau, Val d'Or (QMJHL)
2015	Ken Appleby, Oshawa (OHL)

ED CHYNOWETH TROPHY (LEADING SCORER)

YEAR	PLAYER, TEAM
1996	Philippe Audet, Granby (QMJHL)
1997	Christian Dube, Hull (QMJHL)
1998	Andrej Podkonnicy, Portland (WHL)
1999	Justin Davis, Ottawa (OHL)
2000	Ramzi Abid, Halifax (QMJHL)
2001	Simon Gamache, Val d'Or (QMJHL)
2002	Matthew Lombardi, Victoriaville (QMJHL)
2003	Gregory Campbell, Kitchener (OHL)
2004	Doug O'Brien, Gatineau (QMJHL)
2005	Sidney Crosby, Rimouski (QMJHL)
2006	Gilbert Brule, Vancouver (WHL)
2007	Michal Repik, Vancouver (WHL)
2008	Justin Azevedo, Kitchener (OHL)
2009	Jamie Benn, Kelowna (WHL)
2010	Taylor Hall, Windsor (OHL)
2011	Andrew Shaw, Owen Sound (OHL)
2012	Michael Chaput, Shawinigan (QMJHL)
2013	Nathan MacKinnon, Halifax (QMJHL)
2014	Henrik Samuelsson, Edmonton (WHL)
2015	Leon Draisaitl, Kelowna (WHL)

MEMORIAL CUP RECORDS (since the introduction of the round robin format in 1972)

TEAM

Most Championships

- 3 Cornwall Royals (1972, 1980, 1981)
Kamloops Blazers (1992, 1994, 1995)

Most Championships (franchise)

- 5 New Westminster/Kamloops (1977, '78, '92, '94, '95)

Most Consecutive Championships

- 2 New Westminster Bruins (1977, '78); Cornwall Royals (1980, '81); Medicine Hat Tigers (1987, '88); Kamloops Blazers (1994, '95); Windsor Spitfires (2009, '10)

Most Tournament Appearances

- 8 Peterborough Petes (1972, '78, '79, '80, '89, '93, '96, '06),
6 Kamloops (1984, '86, '90, '92, '94, '95), Kitchener (1981, '82, '84, '90, '03, '08)
5 Laval (1983, '89, '90, '93, '94), Oshawa (1983, 1987, 1990, 1997, 2015)

Most Appearances (franchise)

- 10 New Westminster/Kamloops (1975, '76, '77, '78, '84, '86, '90, '92, '94, '95)

Most Consecutive Appearances

- 4 New Westminster Bruins (1975, '76, '77, '78).
3 Peterborough (1978, '79, '80); Sault Ste. Marie (1991, '92, '93); London (2012, 13, 14)

Most Final Game Appearances

- 6 Peterborough Petes (1972, '78, '79, '80, '93, 96), Kitchener Rangers (1981, '82, '84, '90, '03, '08)
4 New Westminster Bruins (1975, '76, '77, '78), Oshawa (1983, 1987, 1990, 2015)

Most Tournament Wins

- 20 Peterborough Petes (8 appearances, 37 games)
19 Kamloops Blazers (6 appearances, 29 games)

Longest Winning Streak (Games)

- 12 Kamloops Blazers (1992, 1994 and 1995)
8 Windsor Spitfires (2009 and 2010)
5 Medicine Hat Tigers (1987- 1988).

SINGLE SERIES

Most Goals

- 29 Prince Albert Raiders, 1985 (5 games)
28 Windsor Spitfires, 2010 (4 games)

Most Goals Against

- 28 Cornwall Royals, 1980 (5 games)
27 Brandon Wheat Kings, 2010 (5 games)

Most Goals Scored by All Teams

- 86 1983 at Portland (Portland-28, Oshawa-28, Verdun-16, Lethbridge-14) - 8 games.

Most Shutouts (all teams)

- 2 1994 at Laval (Steve Passmore, Kamloops 5-0 vs. Chicoutimi, Éric Fichaud, Chicoutimi 2-0 vs. Laval);
1996 at Peterbrough (Frédéric Deschênes, Granby 8-0 vs. Guelph, 4-0 vs. Peterbrough)

Most Goals, One Game, One Team

- 11 Quebec, May 10, 1974 vs. St. Catharines (Quebec 11, St. Catharines 3);
Regina, May 8, 1980 vs. Cornwall (Regina 11, Cornwall 2).

Most Shots on Goal One Game

- 56 Hull, May 10, 1986 vs. Portland (Hull 7, Portland 5).

Fastest Three Goals

- 0:38 New Westminster, May 11, 1978 vs. Trois Rivières (New Westminster 6, Trois Rivières 3). Scorers were Scott McLeod at 6:03, Ken Barry at 6:21 and Scott McLeod at 6:41 second period.

Longest Game

- 102:42 May 23, 2014, Edmonton 4-3 vs Val-d'Or in Semi-Finals (3OT).
95:41 May 22, 2005 Ottawa 3 - Kelowna 2 (2OT) (Round Robin)
85:34 May 24, 2000 Barrie 3 - Kootenay 2 (2OT) (Round Robin)
84:16 May 10, 1990, Oshawa 5 vs. Kitchener 4 (2OT) (Round Robin).

INDIVIDUAL

Most Memorial Cups Won (player)

- 3 Ryan Huska, Kamloops, 1992, '94 & '95; Tyson Nash, Kamloops, 1992, '94 & '95; Darcy Tucker, Kamloops, 1992, '94 & '95; Robert Savard, Cornwall, 1980, '81 & Kitchener '82.

Most Memorial Cups Won (Coach)

- 3 Don Hay, Kamloops, 1995 & '96 and Vancouver 2007.
2 Tracy Shaw, Oshawa, 1939 & '40; Joe Primeau, 1945 & '47; Leighton 'Hap' Emms, 1951 & '53; Walton 'Turk' Broda, Toronto Marlboros, 1955 & '56; Roger Bédard, Montréal, 1969 & '70; George Armstrong, Toronto Marlboros, 1973 & '75; Ernie McLean, New Westminster, 1977 & '78; Bryan Maxwell, Medicine Hat, 1987 & Spokane 1991; Brian Kilrea, Ottawa 1984 & '99; Bob Boughner (2009, 2010)

Most Memorial Cups Won (Manager)

- 3 Matt Leyden, Oshawa, 1939, '40 & '44; Bob Brown, Kamloops, 1992, '94 & '95.

SINGLE SERIES

Most Goals

- 8 Dale Hawerchuk, Cornwall, 1981; Luc Robitaille, Hull 1986; Pat Falloon, Spokane, 1991.

Most Assists

- 13 Dan Hodgson, Prince Albert, 1985.

Most Points

- 16 Jeff Larmer, Kitchener, 1982; Guy Rouleau, Hull, 1986.

Most Penalty Minutes

- 63 Kerry Toporowski, Spokane, 1991.

Most Game Winning Goals

- 3 Rick Kowalsky, Sault Ste. Marie, 1993; Zac Boyer, Kamloops, 1992, Cameron Mann, Peterborough, 1996.

Most Shutouts

- 2 Frédéric Deschênes, Granby, May 11, 1996 vs. Guelph, 8-0, May, 19, 1996 vs. Peterborough 4-0.

Best Goals Against Average

- 1.58 Adam Dennis, London, 2005
1.67 Richard Brodeur, Cornwall, 1972; Trevor Kidd, Spokane, 1991.

Most Minutes Played, Goaltender

- 354 Mike Torchia, Kitchener, 1990 (5 games)

SINGLE GAME

Most Goals

- 5 Bruce Boudreau, Toronto, May 9, 1975 vs. Sherbrooke (Toronto 10, Sherbrooke 4)

Most Assists

- 5 Dan Hodgson, Prince Albert, May 14, 1985 vs. S.S. Marie (Prince Albert 8, S.S. Marie 6)

Most Points

- 6 Joe Contini, Hamilton, May 12, 1976 vs. New Westminster (3 goals, 3 assists; Hamilton 8, New Westminster 4); Guy Rouleau, Hull, (twice) May 10, 1986 vs. Portland (3 goals, 3 assists; Hull 7, Portland 5) and May 16, 1986 vs. Kamloops (2 goal, 4 assists; Hull 9, Kamloops 3); Mike Mathers, Kamloops, May 16, 1992 vs. Seattle (3 goals, 3 assists; Kamloops 8, Seattle 3).

Fastest Opening Goal (first period)

- 0:11 Brian Bellows, Kitchener, May 9, 1982 vs. Portland (Kitchener 9, Portland 2)

Fastest Period Goal (other than first period)

- 0:06 Everett Sanipass, Verdun, May 12, 1985 vs. Sault Ste. Marie, third period (Sault Ste. Marie 6, Verdun 3).

Fastest Overtime Goal

- 0:20 Keith Crowder, Peterborough, May 10, 1978 vs. New Westminster (Peterborough 4, New Westminster 3)

Fastest Two Goals (by one player)

- 0:08 Joe Contini, Hamilton, May 12, 1976 vs. New Westminster, at 8:57 and 9:05, first period (Ham. 8, New West. 4)

Fastest Three Goals (by one player)

- 1:12 Joe Contini, Hamilton, May 12, 1976 vs. New Westminster at 7:53, 8:57 and 9:05, first period.

ONTARIO BASED TEAMS TO WIN THE MEMORIAL CUP

1919 - UNIVERSITY OF TORONTO SCHOOLS

Jack Aggett, Donald Gunn, Steve Greay, Dan Jeffrey, Richard Kearns, Duncan Dunc Munroe, Langton Rowell, Joe Sullivan, W.R. Baker (manager), Frank Carroll (coach).

1920 - TORONTO CANOE CLUB PADDLERS

Harold Applegath, Billy Burch, Lionel Conacher, Sydney Hueston, Cyril J.Kelly, Francis McCurry, John A. Mollenhauer, Frank Moore, Wilfred White, Roy Worters, Cyril Reid (manager), Dick Carroll (coach).

1924 - OWEN SOUND GREYS

James "Dutch" Cain, George Elliott, Bev Flarity, Ted Graham, Mel "Butch" Keeling, H. Silverthorne, Headley Smith, Ralph "Cooney" Weiland, E. "Shorty" Wright, Jim Jamieson (manager), E.T. Hicks (coach).

1927 - OWEN SOUND GREYS

Johnny "Red" Beattie, Benny Grant, John Grant, Martin Lauder, Jack Markle, Harold "Shrimp" McDougall, Alvin Moore, Hillis "Paddy" Paddon, H. Smith, A. Bennett (manager), Father J. Spratt and Bill Hancock (coach).

1929 - TORONTO MARLBOROS

Eddie Convey, Charlie Conacher, Clarence Christie, Jim Darragh, Bob Gamble, Max Hackett, "Red" Horner, Harvey "Busher" Jackson, Alex Levinsky, Alf Moore, Laurie Moore, Harry Montgomery, Ellis Pringle, Frank Selke (coach).

1932 - SUDBURY CUB WOLVES

Max Bennett, Hector "Toe" Blake, Borden Caswell, Maurice Dabous, Peter Fenton, Ivan Fraser, Gordon Grant, Anthony Healey, Adelar LaFrance, Jr., Larry LaFrance, Jack McInnes, Bob McInnes, Redmond "Red" Porter-capt., A.J. Powell, Don Price, Dalton "Nakena" Smith, Max Silverman (manager), Sam Rothschild (coach).

1933 - NEWMARKET REDMEN

Tom "Silver" Doran, Ron Forder, Frank "Chief" Huggins, Regis "Pep" Kelly, Norm Mann, Aubrey Marshall, "Red" McArthur, M. Ogilvie, Jimmy Parr, Howard Peterson, "Gar" Preston, Melville "Sparky" Vial-capt., Don Wilson, Stan Smith (manager), Bill Hancock (coach).

1934 - TORONTO ST. MICHAEL'S COLLEGE

John Acheson, Frank Bauer, Bobby Bauer, J.J. Burke, Clarence "Mickey" Drouillard, Reg Hamilton, John Hamilton, Art Jackson, Regis "Pep" Kelly, Nick Metz, Leo McLean, Harvey Teno, Don Willson, J.J. Timmons (manager), Dr. W.J. LaFlamme (coach).

1936 - WEST TORONTO REDMEN NATIONALS

Bert Conacher, Roy Conacher, Johnny "Bucky" Crawford, D. Fritz, Carl Gamble, Fred "Ginger" Hall, Robert "Red" Heron, Bill Jennings, Bob Laurent, F. Murray, Johnny "Peanut" O'Flaherty, Ted Robertson, Gord Shill, Bill Thompson, Harold Ballard (manager), Clarence "Hap" Day (coach).

1939 - OSHAWA GENERALS

Les Colvin, Don Daniels, Joe Delmonte, Jim Drummond, Gerry Kinsella, Nick Knott, Jud McAtee, Norm McAtee, Dinny McManus, Gar Peters, Roy Sawyer, Orville Smith, George "Nig" Ritchie, Billy Taylor-capt., Matt Leyden (manager), Tracy Shaw (coach).

1940 - OSHAWA GENERALS

Don Daniels, Frank Eddolls, Jack Hewson, Bud Hellyer, Nick Knott, Jud McAtee-capt., Norm McAtee, Dinny McManus, Gar Peters, George "Nig" Ritchie, Roy Sawyer, Orville Smith, Doug Turner, Ron Wilson, Wally Wilson, Matt Leyden (manager), Tracy Shaw (coach).

1944 - OSHAWA GENERALS

Bill Barker, Don Batten, Dave Bauer, Harvey Bennett, Johnny Chenier, Floyd Curry, Bob Dawes, Bill Eznicki, Ted Lindsay, Bobby Love, Johnny Marois, Murdie McMillan, Gus Morison, Bob Porter, Bert Shewchuck, Ken Smith, Jack Taggart, Matt Leyden (manager), Charlie Conacher (coach).

1945 - TORONTO ST. MICHAELS COLLEGE

John Arundel, John Blute, Pat Boehmer, Les Costello, Leo Gravell, Bob Gray, Johnny McCormack, Ted McLean, Jim Morrison, Gus Morison, Bobby Paul, Joe Sadler, Phil Samis, Tod Sloan, Jimmy Thompson, Frank Turk, J. Frezell (manager), Joe Primeau (coach).

1947 - TORONTO ST. MICHAEL'S COLLEGE

Les Costello, Ray Hannigan, Ed Harrison, Howard Harvey, Len "Red" Kelly, Fleming Mackell, John McLellan, Clare Malone, Rudy Migay, Bobby Paul, Harry Psotka, Ed Sandford, John Williams, Warren Winslow, Benny Wait, Joe Primeau (coach).

1951 - BARRIE FLYERS

Lionel Barber, Marvin Brewer, Real Chevrefils, Don Emms, Paul Emms, Bill Hagan, Lorne Hawes, Leo Labine, Jack McKnight, Doug Mohns, Jim Morrison, Daniel O'Connor, Lloyd Pearsall, George Stanutz, Jerry Toppazzini, Doug Towers, Ralph Willis, Chuck Woods, Jack White, Howard Norris (manager), Leighton "Hap" Emms (coach).

1952 - GUELPH BILTMORE MAD HATTERS

Andy Bathgate, Frank Bettio, Dan Blair, Ted Brady, Marv Brewer, William Chalmers, Jim Connelly, Lou Fontinato, Aldo Guidolin, Chuck Henderson, Harry Howell, Ken Laufman, Doug Lessor, Bill McCreary, Ron Pirie, Dean Prentice, Ron Murphy, Ron Stewart, Roy Mason (manager), Alf Pike (coach).

1953 - BARRIE FLYERS

Orin Carver, Don Cherry, George Cuculick, Marv Edwards, Bill Harrington, Jack Higgins, Tim Hook, John Marton, Don McKenney, Doug Mohns, Fred Pletsch, Tony Poeta, Allen "Skip" Teal, Ken Robertson, Jim Robertson, Orval Tessier, Larry Thibault, Ralph Willis, Bob White, Howard Norris (manager), Leighton "Hap" Emms (coach).

1954 - ST. CATHARINES TEE PEES

Jack Armstrong, Hugh Barlow, Hank Ciesla, Barry Cullen, Brian Cullen, Nelson Bulloch, Ian Cushman, Marv Edwards, Jack Higgins, Cecil Hoekstra, Pete Koval, Bob Maxwell, Don McLean, Wimpy Roberts, Reg Truax, Elmer Vasko, Chester Warchol, Rudy Pilous (coach).

1955 - TORONTO MARLBOROS

John Albani, Gary Aldcorn, Bob Baun, Ron Casey, Gary Collins, Glenn Cressman, Bob Dodds, Ken Girard, Billy Harris, Gerry James, Ron Kendall, Bill Kennedy, Al MacNeil, Mike Nykoluk, Gord Onatsky, Bob Pulford, Jake Smola, Ross Sneddon, Stafford Smythe (manager), Walter "Turk" Broda (coach).

1956 - TORONTO MARLBOROS

Bob Baun, Wal Boyer, Carl Brewer, Len Broderick, Stan Buda, Charlie Burns, Ron Casey, Gary Collins, Jim Crockett, Ron Farnfield, Ken Girard, Gord Haughton, Bill Kennedy, Al MacNeil, Jim Murchie, Harry Neale, Bob Nevin, Bob Pulford, Stafford Smythe (manager), Walter "Turk" Broda (coach).

1958 - OTTAWA-HULL CANADIENS

Jon Annable, Ralph Backstrom, Jacques Begin, Bob Boucher, Bill Carter, Claude Cyr, Dick Dundas, Claude Fournel, Bruce Gamble, Terry Gray, John Longarini, Chico Maki, Terry McGuire, Rich Predovich, Pete Riddle, Doug Robinson, Bill Speer, Rudy Pilous (Manager), Max Kaminsky (Coach).

1960 - ST. CATHARINES TEEPEES

Pete Berge, John Brennehan, Larry Burns, Pete Creco, Roger Crozier, Ray Cullen, Don Grosso, Vic Hadfield, Murray Hall, Duke Harris, Bill Ives, Carlo Longarini, Chico Maki, Terry McGuire, Rich Predovich, Pete Riddle, Doug Robinson, Bill Speer, Rudy Pilous (Manager), Max Kaminsky (Coach).

1961 - ST. MICHAEL'S MAJORS

Arnold Brown, Andre Champagne, Gerry Cheevers, Jack Cole, Paul Conlin, Terry Clancy, Bruce Draper, Dave Draper, Dave Dryden, Roger Galipeau, Paul Jackson, Larry Keenan, Duncan MacDonald, Bill MacMillan, Barry McKenzie, Peter Noakes, Terry O'Malley, Sonny Osborne, Brian Walsh, Father David Bauer (Manager, Coach).

1962 - HAMILTON RED WINGS

John "Bud" Blom, Joe Bujdos, Bryan Campbell, Bob Dean, John Goffon, Bob Hamilton, Ron Harris, Larry Harrop, Earl Heiskala, Paul Henderson, Roger LaFreniere, Lowell MacDonald, Hubert "Pit" Martin, Jim Peters, Wayne Rivers, Bob Wall, Jack Wildfang, Larry Ziliotto, Eddie Bush (coach).

1964 - TORONTO MARLBOROS

Wayne Carleton, Andre Champagne, Jack Chipchase, Gary Dineen, Ray Dupont, Ron Ellis, Nick Harbaruk, Bill Henderson, Paul Laurent, Jim McKenny, Grant Moore, Rod Seiling, Brit Selby, Gary Smith, Peter Stelmowski, Mike Walton, Barry Watson, Ray Winterstein, Buck Houle (manager), Jim Gregory (coach).

1965 - NIAGARA FALLS FLYERS

Guy Allen, John Arbour, Steve Atkinson, Brian Bradley, Bud Debrody, Bill Goldsworthy, André Lajeunesse, Rick Ley, Jim Lorentz, Don Marcotte, Gilles Marotte, Rosaire Paiement, Bernard Parent, Jean Pronovost, Bobby Ring, Derek Sanderson, Mike Sherman, Ted Snell, Barry Wilkins, Dave Woodley, Leighton "Hap" Emms (manager) Bill Long (coach).

1967 - TORONTO MARLBOROS

Doug Acomb, Fred Barrett, Richie Bayes, Jim Blain, Mike Byers, Terry Caffery, Cam Crosby, Gord Davies, Gary Edwards, Chris Evans, Brian Glennie, Frank Hamill, Ken Kelly, Steve King, Tom Martin, Gerry Meehan, Cam Newton, Al Osborne, Brad Park, Mike Pelyk, Bob Whidden, John Wright, Jim Gregory (GM), Gus Bodnar (coach).

1968 - NIAGARA FALLS FLYERS

Steve Atkinson, Doug Brindley, Russ Frieson, Karl Haggarty, Doug Keeler, Mike Keeler, Rick Ley, Dan Makey, Phil Myre, Jim Notman, Phil Roberto, Ron Schwindt, Brad Selwood, Garry Swain, Don Tannahill, Dave Tataryn, Rick Thompson, Ross Webley, Tom Webster, Leighton "Hap" Emms (manager), Paul Emms (coach).

1972 - CORNWALL ROYALS

Robbie Bingley, Yvon Blais, Brian Bowles, Richard Brodeur, Stuart Davison, Robert Geoffrion, Dan Lupenette, Blair MacDonald, Tony McCarthy, Brian McCullough, Dave Johnson, Bob Murray, John Nazar, Michel Renaud, Al Sims, Ron Smith, Gerry Teeple, Kevin Tracey, Pierre Viau, John Wensink, Tom Wynne, Jim Larin (GM), Orval Tessier (coach).

1973 - TORONTO MARLBOROS

Paulin Bordeleau, Bruce Boudreau, Jim Clarke, Bob Dailey, Dick Decloe, Kevin Devine, Wayne Dillon, Tom Edur, Dan Glugosh, Glenn Guldup, Geoff Green, Mark Howe, Marty Howe, John Hughes, Peter Marrin, Kevin Neville, Dennis Owchar, Mike Palmateer, Brad Winton, Jeff Woodyatt, Frank Bonello (GM), George Armstrong (coach).

1975 - TORONTO MARLBOROS

John Anderson, Steve Bosco, Bruce Boudreau, Al Cameron, Gary Carr, Craig Crawford, Brian Crichton, Steve Harrison, Trevor Johansen, Bernie Johnston, Lynn Jorgensen, Mike Kaszycki, Jim Kirkpatrick, Mike Kitchen, Mike McEwen, Mark Murphy, Mark Napier, Ed Saffrey, John Smrke, Bill Wells, Ron Wilson, Frank Bonello (GM), George Armstrong (coach)

1976 - HAMILTON FINCUPS

Joe Contini, Mike Fedorko, Steve Hazelett, Cal Herd, Denis Houle, Willie Huber, Al Jensen, Mike Keating, Archie King, Joe Kowal, Mark Locken, Ted Long, Dale McCourt, Bob Mierkals, Mark Perras, Bill Reilly, Ron Roscoe, Alan Secord, Ric Seiling, Danny Shearer, Ed Smith, Rob Street, Sean Sullivan, Dave Draper (GM), Bert Templeton (coach).

1979 - PETERBOROUGH PETES

Bob Attwell, Dave Beckon, Terry Bovair, Carmine Cirella, Keith Crowder, Ken Ellacott, Dave Fenyves, Larry Floyd, Bill Gardner, Chris Halyk, Anssi Melamet-sa, Larry Murphy, Mark Reeds, Brad Ryder, Stuart Smith, Greg Theberge, Tim Trimper, Jim Wiemer, Gary Green (GM/coach).

1980 - CORNWALL ROYALS

Scott Amiel, Fred Arthur, Fred Boimistruck, Dan Brown, Newell Brown, Mike Corrigan, Marc Crawford, Gilles Crépeau, Dan Doust, Dave Ezard, Tom Graovac, Craig Halliday, Pat Haramis, Dale Howerchuk, Pat Haramis, Bobby Hull Jr., Pat O'Kane, Robert Savard, Ron Scott, Ron Willard, Dan Zavarise, Doug Carpenter (coach).

1981 - CORNWALL ROYALS

Scott Amiel, Fred Arthur, Fred Boimistruck, Eric Calder, Marc Crawford, Gilles Crépeau, Jeff Eatough, Dan Frawley, Tom Graovac, Doug Gilmour, Craig Halliday, Dale Howerchuk, John Kirk, Marc Lalonde, Joe Mantione, Corrado Micallef, Sandy Mitchell, Stephen Molaski, Gérard Peltier, Roy Russell, Robert Savard, Bob Kilger (coach).

1982 - KITCHENER RANGERS

Brian Bellows, Darryl Boudreau, Kevin Casey, Louis Crawford, Mike Eagles, Mike Hough, Jeff Larmer, Joel Levesque, Al MacInnis, Grant Martin, Mario Micheli, Mike Moher, Dave Nicholls, Jim Ralph, Robert Savard, Brad Schnurr, Dave Shaw, Scott Stevens, John Tucker, Wendell Young, Joe Czozier (GM/coach).

1984 - OTTAWA 67'S

Richard Adolf, Bill Bennett, Bruce Cassidy, Todd Clarke, Greg Coram, Adam Creighton, Bob Giffin, Scott Hammond, John Hanna, Tim Helmer, Mike James, Steve Hryniewicz, Don McLaren, Roy Myllari, Darren Pang, Mark Paterson, Phil Patterson, Gary Roberts, Darcy Roy, Brad Shaw, Steve Simoni, Brian Kilrea (GM/coach).

1986 - GUELPH PLATERS

Rob Abraski, Paul Brydges, Steve Chiasson, Luciano Fagioli, Rob Graham, Steve Guenette, Brian Hayton, Andy Helmuth, Kerry Huffman, Paul Kelly, Denis LaRoche, Lonnie Loach, Bill Loshaw, Allan MacIsaac, Jamie McKinley, John McIntyre, Keith Miller, Mike Murray, Tom Nickolau, Gary Roberts, Luc Sabourin, Marc Tournier, Robert Holody (GM), Jacques Martin (coach)

1990 - OSHAWA GENERALS

Bill Armstrong, Cory Banika, Fred Brathwaite, Joe Busillo, Kevin Butt, Clair Cornish, David Craievich, Mike Craig, Dale Craigwell, Jean-Paul Davis, Mark Deazeley, Craig Donaldson, Iain Fraser, Brent Grieve, Brian Grieve, Matt Hoffman, Scott Hollis, Eric Lindros, Scott Luik, Trevor McIvor, Paul O'Hagan, Wade Simpson, Jarrod Skalde, Frank Jay (Dir. of Hockey Ops), Rick Cornacchia (Coach)

1993 - SAULT STE. MARIE GREYHOUNDS

Drew Bannister, Brad Baber, Dan Cloutier, Sean Gagnon, Aaron Gavey, Wade Gibson, Kiley Hill, Kevin Hodson, Ralph Intranuovo, Rick Kowalski, Tom MacDonald, Neal Martin, Mark Matier, Mark Matsoos, Jodi Murphy, Perry Pappas, Oliver Pastinsky, Chad Penney, Jarret Reid, Gary Roach, Steve Sullivan, Jeff Toms, Dan Tanevski, Briane Thompson, Joe Van Volsen, Sherwood Bassin (Dir. of Ops.), Ted Nolan (Coach)

1999 - OTTAWA 67'S

Henric Alfredsson, Dallas Ashford, Mark Bell, Nick Boynton, Brian Campbell, Chris Cava, Justin Davis, Miguel Delisle, Lance Galbraith, Ben Gustavson, Ian Jacobs, Zenon Konopka, Seamus Kotyk, Jeff MacLean, Luke Sellars, Levante Szuper, Joe Talbot, Dan Tessier, Dan Tudin, Jeremy Van Hoof, Jon Zion, Matt Zultek, Brian Kilrea (GM/Coach)

2003 - KITCHENER RANGERS

Andre Benoit, Jesse Boucher, Gregory Campbell, David Clarkson, Scott Dickie, Carlo DiRienzo, Nick Duff, T.J. Eason, Steve Eminger, Matt Grennier, George Halkidis, Thomas Harrison, Kevin Hurley, Petr Kanko, Matt Manias, Rafal Martynowski, Chad McCaffrey, Paul McFarland, Evan McGrath, Nathan O'Nabigon, Mike Richards, Derek Roy, Marcus Smith, Peter DeBoer (Coach/GM)

2005 - LONDON KNIGHTS

Josh Beaulieu, David Bolland, Gerald Coleman, Adam Dennis, Robbie Drummond, Steve Frier, Jordan Foreman, Danny Fritsche, Daniel Girardi, Dylan Hunter, Trevor Kell, Drew Larman, Ryan Martinelli, Matt McCready, Marc Methot, Adam Perry, Corey Perry, Brandon Prust, Frank Reiker, Harrison Reed, Bryan Rodney, Robbie Schremp, Danny Syvret, Kelly Thomson, Jeff Whitfield, Mark Hunter (GM), Dale Hunter (Coach)

2009 - WINDSOR SPITFIRES

Jesse Blacker, Mark Cundari, Ryan Ellis, Andrew Engelage, Richard Greenop, Taylor Hall, Adam Henrique, Rob Kwiet, Andrei Laktionov, Lane MacDermid, Dale Mitchell, Greg Nemisz, Conor O'Donnell, Justin Shugg, Ben Shatran, Scott Timmins, Josh Uche, Adam Wallace, Austin Watson, Eric Wellwood, Harry Young, Warren Rychel (GM), Bob Boughner (Coach)

2010 - WINDSOR SPITFIRES

Marc Cantin, Mark Cundari, Craig Duinick, Ryan Ellis, Cam Fowler, Philipp Grubauer, Taylor Hall, Adam Henrique, Stephen Johnston, Zack Kassian, Derek Lanoue, Dale Mitchell, Greg Nemisz, Troy Passingham, Saverio Posa, Kenny Ryan, Justin Shugg, Scott Timmins, Adam Wallace, Eric Wellwood, James Woodcroft, Harry Young, Warren Rychel (GM), Bob Boughner (Coach)

2015 - OSHAWA GENERALS

Ken Appleby, Jeremy Brodeur, Josh Brown, Chris Carlisle, Cole Cassels, Anthony Cirelli, Michael Dal Colle, Stephen Desrocher, Sam Harding, Sonny Hertzberg, Kenny Huether, Bradley Latour, Tobias Lindberg, Joe Manchurek, Michael McCarron, Dakota Mermis, Matt Mistele, Brent Pedersen, Will Petschering, Hunter Smith, Stephen Templeton, Michael Turner, Mitchell Vande Sompel, Aidan Wallace, Roger Hunt (GM), D.J. Smith (Coach)

2015 NHL DRAFT

31 OHL players were selected in the seven rounds of the 2015 NHL Draft held this weekend at the BB&T Center in Sunrise, Florida, representing over 14% of the 211 players picked by all 30 NHL clubs.

The 31 OHL players included seven selected in the first round including four picks in the top-six led by Connor McDavid of the Erie Otters who became the ninth straight CHL player to be selected first overall. The second round of the 2015 NHL Draft also featured seven OHL players bringing the league's two-round total to 14 representing close to 23% of the top-61 selections.

The OHL contributed to the Canadian Hockey League's total of 95 players selected including 34 players from the Western Hockey League, and 30 players from the Quebec Major Junior Hockey League. A total of 54 CHL forwards were selected including 18 from the OHL, along with 37 defencemen (12 OHL), and four goaltenders (1 OHL).

14 different OHL teams developed NHL Draft picks in 2015 led by four from the Barrie Colts and Sault Ste. Marie Greyhounds. The four Colts represents a modern draft record, while the Greyhounds also tied their modern draft record set in 2011 and matched again in 2014. The OHL and MasterCard Memorial Cup champion Oshawa Generals had three players selected, while the OHL finalist Erie Otters also had three players chosen. With two players selected, the London Knights continued their record streak of consecutive players chosen each year since 1969.

17 different NHL teams selected at least one OHL player led by the Toronto Maple Leafs and New Jersey Devils with four OHL players each, followed by the Calgary Flames and Tampa Bay Lightning who each selected three OHL players.

ONTARIO HOCKEY LEAGUE PLAYERS SELECTED IN THE 2015 NHL DRAFT

FIRST ROUND (7 OHL PLAYERS):

1. Connor McDavid (Erie Otters) - Edmonton Oilers
3. Dylan Strome (Erie Otters) - Arizona Coyotes
4. Mitch Marner (London Knights) - Toronto Maple Leafs
6. Pavel Zacha (Sarnia Sting) - New Jersey Devils
11. Lawson Crouse (Kingston Frontenacs) - Florida Panthers
15. Zachary Senyshyn (Sault Ste. Marie Greyhounds) - Boston Bruins
24. Travis Konecny (Ottawa 67's) - Philadelphia Flyers

SECOND ROUND (7 OHL PLAYERS):

33. Mitchell Stephens (Saginaw Spirit) - Tampa Bay Lightning
34. Travis Dermott (Erie Otters) - Toronto Maple Leafs
42. Mackenzie Blackwood (Barrie Colts) - New Jersey Devils
44. Matthew Spencer (Peterborough Petes) - Tampa Bay Lightning
53. Rasmus Andersson (Barrie Colts) - Calgary Flames
54. Graham Knott (Niagara IceDogs) - Chicago Blackhawks
56. Vince Dunn (Niagara IceDogs) - St. Louis Blues

THIRD ROUND (5 OHL PLAYERS):

63. Kyle Capobianco (Sudbury Wolves) - Arizona Coyotes
67. Blake Speers (Sault Ste. Marie Greyhounds) - New Jersey Devils
72. Anthony Cirelli (Oshawa Generals) - Tampa Bay Lightning
82. Mitchell Vande Sompel (Oshawa Generals) - New York Islanders
88. Thomas Schemitsch (Owen Sound Attack) - Florida Panthers

FOURTH ROUND (2 OHL PLAYERS):

97. Colton White (Sault Ste. Marie Greyhounds) - New Jersey Devils
103. Chris Martenet (London Knights) - Dallas Stars

FIFTH ROUND (1 OHL PLAYER):


134. Matt Schmalz (Sudbury Wolves) - Los Angeles Kings



CONNOR MCDAVID



DYLAN STROME



MITCH MARNER

SIXTH ROUND (4 OHL PLAYERS):


- 155. Stephen Desrocher (Oshawa Generals) - Toronto Maple Leafs
- 164. Roy Radke (Barrie Colts) - Chicago Blackhawks
- 166. Andrew Mangiapane (Barrie Colts) - Calgary Flames
- 176. Liam Dunda (Owen Sound Attack) - St. Louis Blues

SEVENTH ROUND (5 OHL PLAYERS):


- 185. Nikita Korostelev (Sarnia Sting) - Toronto Maple Leafs
- 186. Steven Lorentz (Peterborough Petes) - Carolina Hurricanes
- 196. Riley Bruce (North Bay Battalion) - Calgary Flames
- 201. Gustav Bouramman (Sault Ste. Marie Greyhounds) - Minnesota Wild
- 207. Jeremiah Addison (Ottawa 67's) - Montreal Canadiens




PAVEL ZACHA




LAWSON CROUSE



ZACHARY SENYSHYN



TRAVIS KONECNY



MITCHELL STEPHENS

NHL HONOUR ROLL

Thirty per cent of players on National Hockey League active rosters come from the Ontario Hockey League. The following are the OHL graduates who played at least one game in the NHL in the 2014-15 season. Players are listed with the OHL club that they graduated from.

BARRIE COLTS

PLAYER	NHL TEAM	GRADUATED
T.J. Brodie	Calgary	2010
Kyle Clifford	Los Angeles	2010
Rich Clune	Nashville	2007
B.J. Crombeen	Arizona	2005
Aaron Ekblad	Florida	2014
Ryan Hamilton	Edmonton	2006
Bryan Little	Winnipeg	2007
Tanner Pearson	Los Angeles	2013
Alex Pietrangolo	St. Louis	2010
Zac Rinaldo	Philadelphia	2010
Mark Scheifele	Winnipeg	2013
Mike Weber	Buffalo	2007

ERIE OTTERS

Michael Blunden	Tampa Bay	2006
Brad Boyes	Florida	2002
Andre Burakovsky	Washington	2014
Carlo Colaiacovo	Philadelphia	2003
Luke Gazdic	Edmonton	2009
Justin Hodgman	Arizona	2009
Ryan O'Reilly	Colorado	2009
Philip Varone	Buffalo	2011

FLINT FIREBIRDS

Brett Bellemore	Carolina	2009
Jared Boll	Columbus	2007
Matt Hackett	Buffalo	2010
Ryan Hartman	Chicago	2014
Michal Jordan	Carolina	2010
David Legwand	Ottawa	1999
J.T. Miller	N.Y. Rangers	2012
John Mitchell	Colorado	2005
James Neal	Nashville	2007
Stefan Noesen	Anaheim	2013
Justin Peters	Washington	2006
Rickard Rakell	Anaheim	2013
Tyler Seguin	Dallas	2010
Tim Sestito	New Jersey	2005
Tom Sestito	Vancouver	2007
Chris Terry	Carolina	2009
Chris Thorburn	Winnipeg	2003
Stephen Weiss	Detroit	2002
Justin Williams	Los Angeles	2000
Tom Wilson	Washington	2013
James Wisniewski	Anaheim	2004
Rob Zepp	Philadelphia	2001

GUELPH STORM

Craig Anderson	Ottawa	2001
Taylor Beck	Nashville	2011
Dustin Brown	Los Angeles	2003
Ryan Callahan	Tampa Bay	2006
Drew Doughty	Los Angeles	2008
Peter Holland	Toronto	2011
Kevin Klein	N.Y. Rangers	2004
Michael Latta	Washington	2011
Manny Malhotra	Montreal	1998
Daniel Paille	Boston	2004
Richard Panik	Toronto	2010
Kerby Rychel	Columbus	2014
Fedor Tyutin	Columbus	2002

HAMILTON BULLDOGS

Mati Beleskey	Anaheim	2008
---------------	---------	------

Daniel Cleary	Detroit	1998
Tyler Graovac	Minnesota	2013
Shawn Matthias	Vancouver	2008
Cody McCormick	Buffalo	2003
Jason Spezza	Ottawa	2002
Matt Stajan	Calgary	2003
Malcolm Subban	Boston	2013
P.K. Subban	Montreal	2009
Eric Tangradi	Montreal	2009

KINGSTON FRONTENACS

PLAYER	NHL TEAM	GRADUATED
Sam Bennett	Calgary	2015
Matt Cooke	Minnesota	1998
Philipp Grubauer	Washington	2011
Erik Gudbranson	Florida	2011
Brian Lashoff	Detroit	2010
Chris Stewart	Minnesota	2007

KITCHENER RANGERS

Jason Akeson	Philadelphia	2011
Andre Benoit	Buffalo	2005
Mikkel Boedker	Arizona	2008
Robert Bortuzzo	St. Louis	2009
Gregory Campbell	Boston	2003
David Clarkson	Columbus	2005
Frank Corrado	Vancouver	2013
Jerry D'Amigo	Buffalo	2011
Steve Downie	Pittsburgh	2007
Mark Fraser	New Jersey	2006
John Gibson	Anaheim	2013
Matt Halischuk	Winnipeg	2008
Jakub Kindl	Detroit	2007
Gabriel Landeskog	Colorado	2011
Josh Leivo	Toronto	2013
Steve Mason	Philadelphia	2008
John Moore	Arizona	2010
Jeremy Morin	Columbus	2010
Ryan Murphy	Carolina	2013
Matt Puempel	Ottawa	2013
Mike Richards	Los Angeles	2005
Tobias Rieder	Arizona	2013
Derek Roy	Edmonton	2003
Jeff Skinner	Carolina	2010
Nick Spaling	Pittsburgh	2008
Yannick Weber	Vancouver	2008

LONDON KNIGHTS

Josh Anderson	Columbus	2014
David Bolland	Florida	2006
John Carlson	Washington	2009
Michael Del Zotto	Philadelphia	2009
Sam Gagner	Arizona	2007
Dan Girardi	N.Y. Rangers	2005
Seth Griffith	Boston	2013
Scott Harrington	Pittsburgh	2013
Bo Horvat	Vancouver	2014
Michael Hutchinson	Winnipeg	2010
Nazem Kadri	Toronto	2010
Patrick Kane	Chicago	2007
Patrick Maroon	Anaheim	2008
Olli Maatta	Pittsburgh	2013
Greg McKegg	Toronto	2012
Marc Methot	Ottawa	2005
Vladislav Namestnikov	Tampa Bay	2012
Rick Nash	N.Y. Rangers	2002

Corey Perry	Anaheim	2005
Brandon Prust	Montreal	2005
John Tavares	N.Y. Islanders	2009
Chris Tierney	San Jose	2014
Jarred Tinordi	Montreal	2012
Dennis Wideman	Calgary	2004
Nikita Zadorov	Buffalo	2014

MISSISSAUGA STEELHEADS

PLAYER	NHL TEAM	GRADUATED
Casey Cizikas	N.Y. Islanders	2011
Matt Ellis	Buffalo	2002
Micheal Haley	San Jose	2007
Shane O'Brien	Florida	2003
Stuart Percy	Toronto	2013
Justin Shugg	Carolina	2011
Devante Smith-Pelly	Montreal	2011

NIAGARA ICEDOGS

Andrew Agostino	Colorado	2012
Daniel Carcillo	Chicago	2005
Dougie Hamilton	Boston	2012
Freddie Hamilton	Colorado	2012
Jamie Oleksiak	Dallas	2012
Kyle Quincey	Detroit	2005
Brett Ritchie	Dallas	2013
Ryan Strome	NY Islanders	2013

NORTH BAY BATTALION

Brent Burns	San Jose	2003
Sam Carrick	Toronto	2012
Mat Clark	Anaheim	2010
Matt Duchene	Colorado	2009
Barclay Goodrow	San Jose	2014
Jay Harrison	Winnipeg	2002
Cody Hodgson	Buffalo	2010
Jay McClement	Carolina	2003
Thomas McCollum	Detroit	2009
Anthony Peluso	Winnipeg	2009

OSHAWA GENERALS

Bryan Allen	Montreal	2000
Andy Andreoff	Los Angeles	2012
Cal Clutterbuck	N.Y. Islanders	2007
Calvin de Haan	N.Y. Islanders	2011
Boone Jenner	Columbus	2013
Nicklas Jensen	Vancouver	2012
Scott Laughton	Philadelphia	2014
Lucas Lessio	Arizona	2013
Michal Neuvirth	N.Y. Islanders	2008
Christian Thomas	Montreal	2012

OTTAWA 67's

Brian Campbell	Florida	1999
Logan Couture	San Jose	2009
Jamie McGinn	Colorado	2008
Tye McGinn	Arizona	2008
Sean Monahan	Calgary	2013
Petr Mrazek	Detroit	2012
Shane Prince	Ottawa	2012
Tyler Toffoli	Los Angeles	2012

OWEN SOUND ATTACK

Mike Angelidis	Tampa Bay	2006
Jesse Blacker	Anaheim	2011
Cody Ceci	Ottawa	2013
Trevor Lewis	Los Angeles	2006
Mark Giordano	Calgary	2004
Joey Hishon	Colorado	2011
Brad Richardson	Vancouver	2005
Bobby Ryan	Ottawa	2007
Andrej Sekera	Los Angeles	2006
Andrew Shaw	Chicago	2011

Joel Ward	Washington	2001
Garrett Wilson	Florida	2011

PETERBOROUGH PETES

PLAYER	NHL TEAM	GRADUATED
Zach Bogosian	Buffalo	2008
Patrick Kaleta	Buffalo	2006
Eric Staal	Carolina	2003
Jordan Staal	Carolina	2006
Shawn Thornton	Florida	1997

SAGINAW SPIRIT

PLAYER	NHL TEAM	GRADUATED
Ben Chiarot	Winnipeg	2011
Chris Neil	Ottawa	1999
Dalton Prout	Columbus	2011
Brandon Saad	Chicago	2011
Jordan Szwarz	Arizona	2011
Vincent Trocheck	Florida	2013

SARNIA STING

Reid Boucher	New Jersey	2013
Eric Boulton	N.Y. Islanders	1996
Alex Galchenyuk	Montreal	2012
Matt Marlin	N.Y. Islanders	2009
Connor Murphy	Arizona	2013
Ryan Spooner	Boston	2012
Steven Stamkos	Tampa Bay	2008
Ryan Wilson	Colorado	2008
Nail Yakupov	Edmonton	2012

SAULT STE. MARIE GREYHOUNDS

Jeff Carter	Los Angeles	2005
Nick Cousins	Philadelphia	2013
Trevor Daley	Dallas	2003
Andrew Desjardins	Chicago	2007
Ray Emery	Philadelphia	2002
Tyler Gaudet	Arizona	2014
Tyler Kennedy	N.Y. Islanders	2006
Brian McGrattan	Calgary	2002
Jake Muzzin	Los Angeles	2010
Jordan Nolan	Los Angeles	2010
Darnell Nurse	Edmonton	2015
Wayne Simmonds	Philadelphia	2008
Joe Thornton	San Jose	1997
Jiri Tlustý	Winnipeg	2007

SUDBURY WOLVES

Mike Fisher	Nashville	1999
Marcus Foligno	Buffalo	2011
Nick Foligno	Columbus	2007
Chris Kelly	Boston	2001
Derek MacKenzie	Florida	2001
Adam McQuaid	Boston	2007
Eric O'Dell	Winnipeg	2011
Benoit Pouliot	N.Y. Rangers	2006
Michael Sgarbossa	Colorado	2012
Mike Smith	Arizona	2002
Marc Staal	N.Y. Rangers	2007

WINDSOR SPITFIRES

Josh Bailey	N.Y. Islanders	2008
Bryan Bickell	Chicago	2006
Ryan Ellis	Nashville	2011
Cam Fowler	Anaheim	2010
Tim Gleason	Washington	2003
Taylor Hall	Edmonton	2010
Adam Henrique	New Jersey	2010
Zack Kassian	Vancouver	2011
Alexander Khokhlachev	Boston	2013
Slater Koekkoek	Tampa Bay	2014
Steve Ott	St. Louis	2002

OHL COACHING LEADERS

(Ranked in order of most wins)

COACH	TEAM(S)	YEARS	GP	W	L	T	PTS	PCT.
Brian Kilrea	Ottawa	32	2,156	1,193	810	153	2,580	.598
Bert Templeton	Ham, St. C, NF, NB, Bar, Sby	26	1,735	907	680	148	1,963	.566
Larry Maveety	Belleville, Kingston	23	1,458	658	699	101	1,433	.491
Stan Butler *	Oshawa, Brampton, North Bay	19	1,288	613	610	65	1,380	.536
George Burnett *	NF, Gue, Osh, Belv	19	1,264	611	584	51	1,349	.534
Dale Hunter *	London	14	892	590	281	17	1,242	.696
Dick Todd	Peterborough	14	905	558	285	62	1,187	.656
Peter DeBoer	Plymouth, Kitchener	13	878	539	279	60	1,163	.662
Paul Theriault	SSM, Osh, Er	14	889	476	376	37	997	.561
Mike Vellucci	Plymouth	13	826	468	322	36	1,026	.621
Dave MacQueen	Pbo, Er, Sar	15	996	446	489	61	1,011	.508
Bill Long	NF, Ott, Ldn	15	922	439	383	100	978	.530
Marty Williamson *	Barrie, Niagara	11	748	422	317	9	900	.602
Eddie Bush	Gue, Ham, Kit	17	893	401	378	114	916	.513
Hap Emms	Barrie, Niagara Falls	15	784	362	355	67	791	.504
Dave Cameron	S.S. Marie, St. Mike's	10	678	361	272	45	793	.585
Wayne Maxner	Wsr, Sby, Ldn	12	733	341	344	48	730	.498
Gary Agnew	London, Kingston	10	664	329	282	53	714	.538
Tom Webster	Windsor, Detroit	9	551	295	216	40	641	.582
Bob Boughner	Windsor	8	544	282	229	33	613	.563
Roger Neilson	Peterborough	10	556	276	185	95	647	.581
Paul Emms	NF, St. Catharines	11	690	251	361	78	580	.420
Terry Crisp	S.S. Marie	6	410	249	149	12	510	.622
Joe McDonnell	Kitchener	8	491	229	217	45	503	.512
Jim Morrison	Kitchener, Kingston	8	496	227	220	49	503	.507
Craig Hartsburg	Guelph, S.S. Marie	6	397	226	132	23	498	.627
Rick Cornacchia	Kingston, Oshawa	7	446	217	196	33	467	.524
George Armstrong	Toronto	6	403	205	140	58	468	.581
Greg Gilbert *	Mississauga, Saginaw	7	454	205	187	52	462	.509
Bill LaForge	Osh, Ham, NF, Gue	8	433	203	206	24	430	.497

* denotes active coaches



GEORGE BURNETT



STAN BUTLER



DALE HUNTER

OHL MEDIA POLICIES

CREDENTIALS:

Please forward all credential requests to the Ontario Hockey League office. The following is the policy for issuing CHL/OHL Media credentials:

1. A CHL Media Pass is issued only to media who regularly cover a team at home and/or on the road.
2. The pass is not intended to be a courtesy pass and we ask that your co-operation in applying for passes only for reporters who regularly cover the team.
3. In the case of reporters who cover OHL teams only at home, application for accreditation should be made directly to the team and a team pass will be issued.
4. The Canadian Hockey League has established a strict policy for all photographers gaining admittance to CHL arenas. Prior to being issued a credential, it is necessary for the application form to be completed including the waiver portion. Strobe privileges will only be granted to official league photographers.

ONTARIO HOCKEY LEAGUE SCORES, STATISTICS, AND STANDINGS:

Up to date scores, standings and player statistics can be found online on the official web site of the OHL: www.ontario-hockeyleague.com. Additional media information is available at <http://media.ontariohockeyleague.com/media> while team logos and player photos can be found on the OHL Media ftp site. Contact Paul Krotz pkrotz@chl.ca to obtain ftp site login access.

VISITING MEDIA:

Each Ontario Hockey League member team will provide the visiting print media with a working seat in the press box or equivalent location in addition to each club's broadcast requirements. Visiting media are asked to request working space through the home team in advance of the game.

DRESSING ROOM ACCESS TO PLAYER PERSONNEL:

Game Day/Night - Players will be available for media interviews up until 90 minutes before game time.

Players will be accessible to the media no later than 10 minutes after the conclusion of a game. All persons of the media, appropriately accredited, shall have equal access to player and coach interviews in the dressing room or other team designated interview areas.

Practice sessions - the media shall have access to view all team practice sessions and day of game skates. In the event of a team meeting after a practice session, media access shall be allowed immediately following the conclusion of the meeting.

OHL IMAGES:

OHL Images is a collection of high quality digital photography of Ontario Hockey League teams and players that are available for free use by media covering the OHL. All images are available as a high resolution download and are free to use for editorial purposes only.

To access the OHL images photography collection, please visit www.ohlimages.ca. To download high resolution non-water-marked images, you must register for the site using the "My Account" tab. Once you have registered, please confirm your email address with Aaron Bell, OHL Director of Images (aaron.bell@chl.ca or 613-920-4774).

OHL MEDIA DIRECTORY

David E. Branch, Commissioner
Phone: 416/229-8700 Fax: 416/299-8787
email: dbranch@chl.ca

Ted Baker, Vice President
Phone: 416/299-8700 ext. 227 Fax: 416/299-8787
email: tbaker@chl.ca

Herb Morell, Director of Administration
Phone: 416/299-8700 ext. 225 Fax: 416/299-8787
email: hmorell@chl.ca

BARRIE COLTS
Andrew Cunningham
Phone: 705/737-6587 Fax: 705/721-9709
email: acunningham@barriecolts.com

Melissa Bromley
Phone: 705/737-6943
email: mbromley@barriecolts.com

ERIE OTTERS
Aaron Cooney
Phone: 814/455-7779, x108 Fax: 814/455-0911
email: aaron@ottershockey.com

FLINT FIREBIRDS
Dominic Hennig
Phone: 810/742-2004 Fax: 810/744-2906
email: dominic@flintfirebirds.com

GUELPH STORM
Lindsay Newby
Phone: 519/837-9690 Fax: 519/837-9692
email: lnewby@guelphstorm.com

HAMILTON BULLDOGS
Matt Holmes
Phone: 905/529-8500 Fax: 905/777-2360
email: matt.holmes@hamiltonbulldogs.com

KINGSTON FRONTENACS
Justin Chenier
Phone: 613/542-4042 Fax: 613/542-2834
email: justin@kingstonfrontenacs.com

KITCHENER RANGERS
Alyscia Warner
Phone: 519/576-3700 Fax: 519/576-7571
email: awarner@kitchenerangers.com

LONDON KNIGHTS
Sean Adams
Phone: 519/681-0800, x6430 Fax: 519/668-7291
email: sadams@londonknights.com

MISSISSAUGA STEELHEADS
Alana Davidson
Phone: 905/502-7788, x 222 Fax: 905/502-0169
email: adavidson@mississaugasteelheads.com

NORTH BAY BATTALION
Scott Walpole
Phone: 705/474-0626
email: swalpole@battalionhockey.com

180

Paul Krotz, Director of Communications
Phone: 416/299-8700 ext. 320 Fax: 416/299-8787
email: pkrotz@chl.ca

Josh Sweetland, Communications Coordinator
Phone: 416/299-8700 ext. 327 Fax: 416/299-8787
email: jsweetland@chl.ca

Aaron Bell, OHL Images
Phone: 613/920-4774
email: aaron.bell@chl.ca

NIAGARA ICEDOGS
Wade Graham
Phone: 905/687-3641, x 232 Fax: 905/682-9129
email: w.graham@niagaraicedogs.net

OSHAWA GENERALS
Andrew Gilbank
Phone: 905/433-0900 Fax: 905/433-0868
email: agilbank@oshawagenerals.com

OTTAWA 67'S
Barre Campbell
Phone: 613/232-6767 Fax: 613/232-5582
barre@ottawa67s.com

OWEN SOUND ATTACK
Brent Fisher
Phone: 519/371-7452, x22 Fax: 519/371-7990
email: bfisher@attackhockey.com

PETERBOROUGH PETES
Burton Lee
Phone: 705/743-3681 Fax: 705/743-5497
email: blee@gopetesga.com

SAGINAW SPIRIT
Joey Battaino
Phone: 989/598-4797 Fax: 989/799-9426
email: jbattaino@saginawspirit.com

SARNIA STING
Dach Hiller
Phone: 519/542-4494, x134 Fax: 519/542-2388
email: dhiller@sarniastinging.com

SAULT STE. MARIE GREYHOUNDS
Gerry Liscumb Jr.
Phone: 705/253-5976, x29 Fax: 705/945-9458
email: gerry@soogreyhounds.com

SUDBURY WOLVES
Curtis Hall
Phone: 705/675-3941 Fax: 705/675-7951
email: marketing@sudburywolves.com

WINDSOR SPITFIRES
Dave Ducharme
Phone: 519/254-5000, x 208 Fax: 519/254-9257
email: dducharme@windsorspitfires.com

NATIONAL MEDIA

Sportsnet
Phone: 416/332-5600

Fax: 416/332-5629

Sportsnet 360
Phone: 416/977-6787

TSN
Phone: 416/384-5000

Fax: 416/384-7281

National Post
Phone: 416/383-2300

Fax: 416/442-2019

Yahoo! Sports
Phone: 416/687-2355

The Canadian Press
Phone: 416/507-2154

Neil Davidson
Fax: 416/507-0207

NEWSPAPERS

Barrie Examiner
Phone: 705/726-6537

Gene Pereira
Fax: 705/725-7717

Erie Times
Phone: 814/870-1700

Victor Fernandes
Fax: 814/870-1808

Flint Journal
Phone: 810/285-0298

Aaron McMan

The Guelph Mercury
Phone: 519/822-4310

Tony Saxton
Fax: 519/767-1681

Hamilton Spectator
Phone: 905/526-3420

Scott Radley/Teri Pecoskie

The Whig-Standard (Kingston)
Phone: 613/530-4123

Doug Graham
Fax: 613/530-4127

The Record (Kitchener - Waterloo)
Phone: 519/895-5620

Josh Brown
Fax: 519/894-3829

London Free Press
Phone: 519/667-5546

Ryan Pyette
Fax: 519/667-4528

Metro London
Phone: 519/434-3556

Jim Reyno
Fax: 1-888-474-3094

Mississauga News
Phone: 905/273-8111

Ian Colpitts
Fax: 905/277-0146

North Bay Nugget
Phone: 705/472-3200

Dave Dale
Fax: 705/472-1438

Northern Life
Phone: 705/673-5667

Mike Gentili
Fax: 705/673-4652

Oshawa This Week
Phone: 905/579-4400

Brian McNair
Fax: 905/579-1809

Broadcast News
Phone: 416/364-3172

Fax: 416/364-1325

CTV
Phone: 416/332-7100

Fax: 416/299-2273

Global TV
Phone: 416/446-5311

Fax: 416/446-5520

Globe and Mail
Phone: 416/585-5333

Fax: 416/585-5085

The Hockey News
Phone: 416/733-7600

Fax: 416/340-2786

CBC TV
Phone: 416/205-6523

Fax: 416/205-7396

The Ottawa Citizen
Phone: 613-282-7406

Don Campbell
Fax: 613/596-8430

Ottawa Sun
Phone: 613/739-5177

Tim Baines/Aedan Helmer
Fax: 613/739-7687

Owen Sound Sun-Times
Phone: 519/376-2250

William Walker
Fax: 519/376-7190

The Peterborough Examiner
Phone: 705/745-4641

Mike Davies
Fax: 705/743-4581

Saginaw News
Phone: 989/372-2439

Cory Butzin
Fax: 989/752-3115

Sarnia Observer
Phone: 519/344-3641

Terry Bridge
Fax: 519/332-2951

The Sault Star
Phone: 705/759-3030

Peter Ruicci
Fax: 705/759-0102

St. Catharines Standard
Phone: 905/684-7251 x 295

Bernie Puchalski
Fax: 905/684-6032

Sudbury Star
Phone: 705/674-5271

Bruce Heidman
Fax: 705/674-0624

Toronto Star
Phone: 416/945-8647

Kevin McGran
Fax: 416/869-3999

Toronto Sun
Phone: 416/947-2266

Terry Koshan
Fax: 416/947-2454

Le Voyageur
Phone: 705/673-3377 x6210

Eric Boutilier
Fax: 705/673-5854

Windsor Star
Phone: 519/982-5731

Jim Parker
Fax: 519/255-5515

RADIO & T.V.

WFNN 1330 (Erie)
Phone: 814/461-1000

Fax: 814/461-1500

1330 WTRX (Flint)
Phone: 248/880-2599

Ed Leick

CJOY/CIMS FM (Guelph)
Phone: 519/824-7000

Larry Mellott
Fax: 519/824-4118

AM 900 CHML (Hamilton)

Rick Zamperin

88.7 MYFM (Kingston)
Phone: 613/354-4554

Jim Gilchrist
Fax: 613/354-3661

CKGL/CHYM Radio (Kitchener)
Phone: 519/743-2611

Mike Farwell
Fax: 519/743-9025

CJBK Radio (London)
Phone: 519/686-2525

Jim Van Horne/Mike Stubbs
Fax: 519/686-9067

CKAT Radio (North Bay)
705/474-2310

Bob Coles

CFRA Team 1200 (Ottawa)
Phone: 613/738-2372

AJ Jakubec
Fax: 613/789-6397

Bayshore Broadcasting (Owen Sound)
Phone: 519/376-2030

Fred Wallace
Fax: 519/371-9683

Extra 90.5 FM (Peterborough)
Phone: 705/874-0905

Graham Elliott
Fax: 705/742-7708

1070 CHOK Radio (Sarnia)
Phone: 519/541-6397

Leigh Cunningham
Fax: 519/542-3585

Rock 101 (S.S. Marie)
Phone: 705/759-9193

Mark SanAngelo
Fax: 705/632-4411

CKTB 610 (St. Catharines)
Phone: 905/684-1174

Ted Lehman

KFM 95.5 (Sudbury)
Phone: 705/674-2585

Stew Kernan
Fax: 705/688-1081

The FAN 590 AM (Toronto)
Phone: 416/485-6397

Roger Lajoie
Fax: 416/486-2666

CKLW Radio (Windsor)
Phone: 519/258-6222

Steve Bell
Fax: 519/258-0182

Rogers TV
TVCogeco
Eastlink
Shaw Television
Cable 14
OHL Live

www.rogerstv.com
www.tvcogeco.com
www.eastlink.ca
www.shaw.ca
www.cable14.com
www.ohlive.com

2015-16 OHL SCHEDULE

Thu. Sep. 24	Ottawa at Peterborough	7:05	Owen Sound at Barrie	7:30	Guelph at Kitchener	2:00		
	Flint at Saginaw	7:05	Oshawa at North Bay	7:00	Ottawa at Sudbury	2:00		
	Flint at Windsor	7:05	Hamilton at Niagara	7:00	Niagara at North Bay	2:00		
			Erie at Peterborough	7:05	Barrie at Mississauga	2:00		
					Kingston at Oshawa	6:05		
Fri. Sep. 25	Oshawa at Guelph	7:30	Fri. Oct. 16	S.S. Marie at Sarnia	7:05	Wed. Nov. 4	S.S. Marie at Saginaw	7:05
	Barrie at Kingston	7:00		Saginaw at London	7:30		Sarnia at Owen Sound	7:00
	Owen Sound at Kitchener	7:30		Ottawa at Flint	7:30		Mississauga at Hamilton	10:30
	Hamilton at London	7:30		Owen Sound at Kitchener	7:30		Kingston at Ottawa	10:30
	Ottawa at Mississauga	7:30		Windsor at Guelph	7:30			
	Peterborough at North Bay	7:00		North Bay at Sudbury	7:00			
	Windsor at S.S. Marie	7:07		Erie at Oshawa	7:35			
	Erie at Sarnia	7:05		Peterborough at Kingston	7:00			
	Niagara at Sudbury	7:00				Thu. Nov. 5	Windsor at Niagara	7:00
							North Bay at Peterborough	7:05
Sat. Sep. 26	Saginaw at Flint	7:30	Sat. Oct. 17	S.S. Marie at London	7:00	Fri. Nov. 6	Mississauga at S.S. Marie	7:07
	Oshawa at Hamilton	7:00		Guelph at Erie	7:00		Flint at Sarnia	7:05
	Kingston at London	7:00		Mississauga at Saginaw	7:05		Peterborough at Erie	7:00
	Guelph at Owen Sound	7:30		Kitchener at Niagara	7:30		London at Guelph	7:30
	Niagara at S.S. Marie	7:07		Sudbury at Niagara	7:00		Barrie at Sudbury	7:00
				Kingston at Hamilton	7:00		Hamilton at Oshawa	7:35
							Kitchener at Ottawa	7:00
							North Bay at Kingston	7:00
Sun. Sep. 27	North Bay at Oshawa	6:05	Sun. Oct. 18	Mississauga at Sarnia	7:05	Sat. Nov. 7	Barrie at S.S. Marie	7:07
	Barrie at Ottawa	3:00		Ottawa at Saginaw	4:00		Guelph at Flint	7:30
	Kingston at Sarnia	2:05		Kitchener at Guelph	6:00		Windsor at Erie	7:00
	Mississauga at Sudbury	2:00		Windsor at Owen Sound	2:00		Oshawa at Saginaw	7:05
				Niagara at North Bay	3:00		Hamilton at Owen Sound	7:30
Wed. Sep. 30	Flint at Owen Sound	7:00		Kingston at Oshawa	6:05		Mississauga at Niagara	7:00
				Sudbury at Hamilton	3:00		Peterborough at Kingston	7:00
Thu. Oct. 1	Sarnia at Barrie	7:30	Wed. Oct. 21	Guelph at Owen Sound	7:00			
	Erie at Niagara	7:00		Mississauga at Ottawa	7:00			
	Kitchener at North Bay	7:00						
	Mississauga at Peterborough	7:05						
	Saginaw at Windsor	7:05						
Fri. Oct. 2	Windsor at London	7:30	Thu. Oct. 22	Kitchener at Sarnia	7:05			
	S.S. Marie at Guelph	7:30		Flint at Barrie	7:00			
	Kitchener at Sudbury	7:00		Windsor at North Bay	7:30			
	Sarnia at North Bay	7:00		Oshawa at Peterborough	7:05			
	Barrie at Niagara	7:00						
	Kingston at Mississauga	7:30						
	Peterborough at Oshawa	7:35						
	Hamilton at Ottawa	7:00						
Sat. Oct. 3	Flint at Erie	7:00	Fri. Oct. 23	Sarnia at S.S. Marie	7:07	Tue. Nov. 10	Sarnia at Kitchener	7:00
	Guelph at Saginaw	7:05		Owen Sound at London	7:30		Mississauga at Erie	7:00
	S.S. Marie at Owen Sound	7:30		Peterborough at Kitchener	7:30		Kingston at Peterborough	7:05
	Kingston at Barrie	7:30		Kingston at Erie	7:00			
	Niagara at Peterborough	7:05		Niagara at Guelph	7:30			
				Windsor at Sudbury	7:00			
				Saginaw at Mississauga	7:30			
				Oshawa at Ottawa	7:00			
Sun. Oct. 4	Sarnia at Sudbury	2:00	Sat. Oct. 24	Hamilton at S.S. Marie	7:07			
	Flint at Mississauga	2:00		North Bay at London	7:00			
	London at Oshawa	6:05		Erie at Owen Sound	7:00			
	S.S. Marie at Hamilton	3:00		Flint at Barrie	7:30			
				Sudbury at Niagara	7:00			
Wed. Oct. 7	Flint at S.S. Marie	7:07	Sun. Oct. 25	London at Windsor	2:05			
	Oshawa at Kingston	7:00		Saginaw at Kitchener	2:00			
				Kingston at Guelph	2:00			
				Hamilton at Sudbury	6:30			
				North Bay at Mississauga	2:00			
				Barrie at Oshawa	6:05			
				Peterborough at Ottawa	3:00			
Thu. Oct. 8	Peterborough at Windsor	7:05	Wed. Oct. 28	Sudbury at S.S. Marie	7:07			
	Barrie at Niagara	7:00		Flint at Saginaw	10:45			
				Erie at Owen Sound	7:00			
				Oshawa at Hamilton	7:00			
Fri. Oct. 9	Saginaw at S.S. Marie	7:07	Thu. Oct. 29	at Windsor	7:05			
	Hamilton at Sarnia	7:05		Erie at Barrie	7:30			
	Sudbury at London	7:30		Ottawa at North Bay	7:00			
	Windsor at Kitchener	7:00		Mississauga at Niagara	7:00			
	Niagara at Erie	7:30		Kitchener at Peterborough	7:05			
	Owen Sound at Guelph	7:30						
	Oshawa at Ottawa	7:00						
	Mississauga at Kingston	7:00						
Sat. Oct. 10	North Bay at S.S. Marie	7:07	Fri. Oct. 30	Ottawa at S.S. Marie	7:07			
	Sarnia at Flint	7:30		Windsor at London	7:30			
	Windsor at Erie	7:00		North Bay at Kitchener	7:30			
	Peterborough at Saginaw	7:05		Owen Sound at Saginaw	7:05			
	London at Owen Sound	7:30		Oshawa at Sudbury	7:00			
	Ottawa at Barrie	7:30		Sarnia at Niagara	7:00			
				Hamilton at Mississauga	7:30			
				Peterborough at Kingston	7:00			
Sun. Oct. 11	Sudbury at Sarnia	2:05	Sat. Oct. 31	Guelph at Windsor	1:05			
	Peterborough at Flint	5:00		Owen Sound at Flint	7:30			
	Ottawa at Owen Sound	2:00		Sarnia at Erie	7:00			
	Kitchener at Mississauga	2:00		London at Saginaw	7:05			
				Barrie at Hamilton	2:00			
Mon. Oct. 12	Sudbury at Kitchener	2:00	Sun. Nov. 1	London at S.S. Marie	2:07			
	Mississauga at North Bay	2:00						
	Guelph at Oshawa	2:05						
	London at Hamilton	2:00						
Thu. Oct. 15	Ottawa at Windsor	7:05						

Kitchener	at Guelph	4:00	Niagara	at Oshawa	7:35	Thu. Jan. 7	Owen Sound	at Windsor	7:05
Ottawa	at Hamilton	7:00	Peterborough	at Hamilton	7:30	Mississauga	at Barrie	7:30	
Sun. Nov. 22			Erie	at Ottawa	7:00	Erie	at North Bay	7:00	
Niagara	at Windsor	2:05	S.S. Marie	at Kingston	7:00	Oshawa	at Peterborough	7:05	
Erie	at Flint	5:00	Sat. Dec. 12			Fri. Jan. 8			
Barrie	at Saginaw	4:00		at Owen Sound	7:30	Erie	at S.S. Marie	7:07	
Kingston	at Sudbury	2:00	Hamilton	at Barrie	7:30	Owen Sound	at Sarnia	7:05	
London	at Mississauga	2:00	Erie	at Kingston	7:00	Flint	at London	7:30	
Ottawa	at Oshawa	6:05	Sun. Dec. 13			Hamilton	at Kitchener	7:30	
Wed. Nov. 25			Flint	at Sarnia	7:05	Niagara	at Saginaw	7:05	
Saginaw	at Flint	7:00	Kitchener	at Windsor	2:05	Barrie	at Guelph	7:30	
Ottawa	at Kingston	7:00	Sudbury	at Guelph	2:00	North Bay	at Sudbury	7:00	
Thu. Nov. 26			Peterborough	at Owen Sound	2:00	Peterborough	at Peterborough	7:00	
Kitchener	at Erie	7:00	London	at North Bay	2:00	Oshawa	at Kingston	7:00	
Owen Sound	at Barrie	7:30	Saginaw	at Oshawa	6:05	Sat. Jan. 9			
Hamilton	at North Bay	7:00	S.S. Marie	at Ottawa	3:00	Guelph	at London	7:00	
S.S. Marie	at Niagara	7:00	Wed. Dec. 16			Niagara	at Flint	7:30	
Sarnia	at Peterborough	7:05	Kitchener	at London	7:00	Sarnia	at Saginaw	7:05	
Fri. Nov. 27			Flint	at Saginaw	7:05	Kingston	at Owen Sound	7:30	
Saginaw	at Windsor	7:05	Barrie	at Owen Sound	7:00	Windsor	at Barrie	7:30	
Owen Sound	at London	7:30	Thu. Dec. 17			Hamilton	at Peterborough	7:05	
Barrie	at Kitchener	7:30	Saginaw	at Windsor	7:05	Mississauga	at Ottawa	1:00	
Hamilton	at Sudbury	7:00	S.S. Marie	at Barrie	7:30	Sun. Jan. 10			
North Bay	at Niagara	7:00	Mississauga	at North Bay	7:00	Sarnia	at S.S. Marie	2:07	
Erie	at Mississauga	7:30	Sudbury	at Niagara	7:00	Kingston	at Kitchener	2:00	
Peterborough	at Oshawa	7:35	Owen Sound	at Peterborough	7:05	Flint	at Guelph	2:00	
Sarnia	at Ottawa	7:00	Fri. Dec. 18			Erie	at Sudbury	2:00	
Guelph	at Kingston	7:00	Guelph	at London	7:30	Ottawa	at North Bay	2:00	
Sat. Nov. 28			S.S. Marie	at Kitchener	7:30	Windsor	at Oshawa	6:05	
S.S. Marie	at Erie	7:00	Sudbury	at Erie	7:00	Tue. Jan. 12			
Windsor	at Saginaw	7:05	Niagara	at North Bay	7:00	Kitchener	at Owen Sound	7:00	
London	at Owen Sound	7:30	Sarnia	at Mississauga	7:30	Wed. Jan. 13			
Flint	at Sudbury	7:00	Flint	at Oshawa	7:35	London	at Guelph	7:00	
Niagara	at Barrie	7:30	Peterborough	at Ottawa	7:00	Thu. Jan. 14			
Oshawa	at Peterborough	7:05	Hamilton	at Kingston	7:00	Oshawa	at Windsor	7:05	
Mississauga	at Hamilton	7:00	Sat. Dec. 19			Barrie	at Erie	7:00	
Guelph	at Ottawa	1:00	Sarnia	at Erie	7:00	S.S. Marie	at North Bay	7:00	
Sun. Nov. 29			Windsor	at Saginaw	7:05	Flint	at Peterborough	7:05	
London	at Windsor	2:05	Windsor	at Saginaw	7:05	Fri. Jan. 15			
S.S. Marie	at Kitchener	2:00	Mississauga	at Guelph	2:00	Oshawa	at Sarnia	7:05	
Flint	at Kitchener	2:00	London	at Owen Sound	7:30	Saginaw	at London	7:30	
Mississauga	at North Bay	2:00	North Bay	at Barrie	7:30	Mississauga	at Kitchener	7:30	
Sarnia	at Oshawa	2:05	Flint	at Hamilton	7:00	Owen Sound	at Owen Sound	7:30	
Wed. Dec. 2			Kingston	at Ottawa	1:00	S.S. Marie	at Sudbury	7:00	
Sudbury	at S.S. Marie	7:07	Sun. Dec. 20			Barrie	at Hamilton	7:00	
Guelph	at Erie	11:00	Sudbury	at Oshawa	6:05	Niagara	at Ottawa	7:00	
Owen Sound	at Hamilton	7:00	Mon. Dec. 28			Flint	at Kingston	7:00	
Thu. Dec. 3			Saginaw	at S.S. Marie	7:07	Sat. Jan. 16			
Flint	at Windsor	7:00	Sarnia	at Windsor	7:05	Mississauga	at London	7:00	
Mississauga	at Niagara	7:05	Niagara	at Barrie	7:30	Kitchener	at Saginaw	7:05	
Kingston	at Peterborough	7:05	Tue. Dec. 29			Erie	at Owen Sound	7:30	
Fri. Dec. 4			Hamilton	at Flint	7:00	North Bay	at Barrie	7:30	
North Bay	at Sarnia	7:05	London	at Kitchener	7:00	Ottawa	at Peterborough	7:05	
Windsor	at London	7:30	Erie	at Guelph	7:00	Sarnia	at Hamilton	7:00	
Saginaw	at Flint	7:30	North Bay	at Owen Sound	7:00	Niagara	at Kingston	7:00	
Ottawa	at Kitchener	7:30	Niagara	at Sudbury	7:00	Sun. Jan. 17			
Owen Sound	at Kitchener	7:30	Peterborough	at Mississauga	7:00	Windsor	at Saginaw	4:00	
Hamilton	at Guelph	7:30	Ottawa	at Kingston	7:00	Peterborough	at Guelph	2:00	
Barrie	at Sudbury	7:00	Wed. Dec. 30			Erie	at Owen Sound	2:00	
Niagara	at Mississauga	7:30	Hamilton	at Saginaw	7:05	Sudbury	at North Bay	2:00	
Peterborough	at Kingston	7:00	Kingston	at Oshawa	7:05	Kingston	at Mississauga	2:00	
Sat. Dec. 5			Thu. Dec. 31			Sarnia	at Oshawa	6:05	
Oshawa	at S.S. Marie	7:07	S.S. Marie	at Windsor	2:05	Flint	at Ottawa	3:00	
Ottawa	at London	7:00	Sarnia	at London	4:00	Tue. Jan. 19			
Sarnia	at Flint	7:30	Ottawa	at Erie	6:00	London	at Kitchener	7:00	
Owen Sound	at Erie	7:00	Sudbury	at Barrie	7:30	Wed. Jan. 20			
North Bay	at Saginaw	7:05	Mississauga	at North Bay	1:00	Sudbury	at S.S. Marie	7:07	
Sun. Dec. 6			Kitchener	at Niagara	6:00	Thu. Jan. 21			
North Bay	at S.S. Marie	2:07	Guelph	at Peterborough	6:05	London	at Sarnia	7:05	
Ottawa	at Sarnia	2:05	Fri. Jan. 1			Flint	at Windsor	7:05	
London	at Guelph	2:00	Guelph	at Kitchener	7:30	Guelph	at North Bay	7:00	
Oshawa	at Sudbury	2:00	Mississauga	at Owen Sound	2:05	Owen Sound	at Niagara	7:00	
Barrie	at Mississauga	2:00	Peterborough	at Kingston	7:00	Saginaw	at Peterborough	7:05	
Kingston	at Hamilton	3:00	Sat. Jan. 2			Fri. Jan. 22			
Tue. Dec. 8			London	at Sarnia	7:05	Guelph	at S.S. Marie	7:07	
Guelph	at Kitchener	7:00	Windsor	at Flint	7:30	Peterborough	at London	7:30	
Niagara	at Peterborough	7:05	Hamilton	at Erie	7:00	Erie	at Kitchener	7:30	
Wed. Dec. 9			S.S. Marie	at Saginaw	7:05	Barrie	at Sudbury	7:00	
Kingston	at Ottawa	7:00	Oshawa	at Owen Sound	7:30	Niagara	at Mississauga	7:30	
Thu. Dec. 10			North Bay	at Barrie	7:30	North Bay	at Hamilton	7:30	
Mississauga	at Windsor	7:05	Ottawa	at Niagara	7:00	Oshawa	at Ottawa	7:00	
London	at Barrie	7:30	Sun. Jan. 3			Saginaw	at Kingston	7:00	
Oshawa	at North Bay	7:00	Saginaw	at Windsor	2:05	Sat. Jan. 23			
Saginaw	at Niagara	7:00	S.S. Marie	at Flint	5:00	Peterborough	at Sarnia	7:05	
S.S. Marie	at Peterborough	7:05	Kitchener	at Guelph	2:00	Windsor	at Flint	7:30	
Fri. Dec. 11			Barrie	at North Bay	2:00	Niagara	at Erie	7:00	
Windsor	at Sarnia	7:05	Ottawa	at Mississauga	2:00	Kitchener	at Owen Sound	7:30	
Mississauga	at Flint	7:30	Erie	at Hamilton	3:00	Kingston	at Barrie	7:30	
Owen Sound	at Kitchener	7:30	Wed. Jan. 6			Mississauga	at Hamilton	7:00	
Saginaw	at Guelph	7:30	S.S. Marie	at Sudbury	7:00	Thu. Jan. 7			
London	at Sudbury	7:00	Niagara	at Hamilton	7:00	Owen Sound	at Windsor	7:05	

Sun. Jan. 24
 Windsor at S.S. Marie 2:07
 Sarnia at London 2:00
 Flint at Kitchener 2:00
 Guelph at Sudbury 2:00
 Kingston at North Bay 2:00
 Barrie at Mississauga 2:00
 Hamilton at Oshawa 6:05
 Saginaw at Ottawa 3:00

Fri. Jan. 29
 Saginaw at S.S. Marie 7:07
 Flint at Sarnia 7:05
 Erie at London 7:30
 Windsor at Kitchener 7:30
 North Bay at Guelph 7:30
 Niagara at Sudbury 7:00
 Hamilton at Mississauga 7:30
 Barrie at Oshawa 7:35
 Peterborough at Ottawa 7:00
 Owen Sound at Kingston 7:00

Sat. Jan. 30
 London at Windsor 7:05
 Sarnia at Flint 7:30
 Kitchener at Saginaw 7:05
 Niagara at Barrie 7:30
 Oshawa at Hamilton 7:00
 Owen Sound at Ottawa 1:00

Sun. Jan. 31
 Kitchener at S.S. Marie 2:07
 Sarnia at Windsor 1:00
 Mississauga at Erie 5:00
 Guelph at Saginaw 4:00
 Sudbury at North Bay 2:00
 Hamilton at Niagara 4:00
 Ottawa at Oshawa 6:05
 Kingston at Peterborough 7:00

Wed. Feb. 3
 Kitchener at Sarnia 7:05
 Flint at Saginaw 7:05
 Guelph at Mississauga 7:00

Thu. Feb. 4
 Sudbury at Windsor 7:05
 Oshawa at Barrie 7:30
 S.S. Marie at North Bay 7:00
 London at Niagara 7:00
 Hamilton at Peterborough 7:05

Fri. Feb. 5
 Erie at Sarnia 7:05
 Owen Sound at London 7:30
 Sudbury at Flint 7:30
 Niagara at Kitchener 7:30
 Saginaw at Guelph 7:30
 S.S. Marie at Mississauga 7:30
 Hamilton at Ottawa 7:00
 Oshawa at Kingston 7:00

Sat. Feb. 6
 Erie at Windsor 7:05
 Kitchener at Flint 7:30
 Sudbury at Saginaw 7:05
 Guelph at Owen Sound 7:30
 Mississauga at Barrie 7:30
 North Bay at Niagara 7:00
 Ottawa at Peterborough 7:05
 Kingston at Hamilton 7:00

Sun. Feb. 7
 Sarnia at London 2:00
 S.S. Marie at Oshawa 2:05

Wed. Feb. 10
 Sarnia at S.S. Marie 7:07
 London at Erie 7:00
 Barrie at Owen Sound 7:00
 Niagara at Hamilton 7:00

Thu. Feb. 11
 Hamilton at Barrie 7:30
 Saginaw at North Bay 7:00
 Oshawa at Peterborough 7:05

Fri. Feb. 12
 Owen Sound at S.S. Marie 7:07
 Niagara at London 7:30
 Flint at Kitchener 7:30
 Sarnia at Guelph 7:30
 Saginaw at Sudbury 7:00
 Erie at Mississauga 7:30
 Oshawa at Ottawa 7:00
 Windsor at Kingston 7:00

Sat. Feb. 13
 London at Sarnia 7:05
 Owen Sound at Flint 7:30
 Kitchener at Erie 7:00
 S.S. Marie at Sudbury 7:00
 Guelph at Barrie 7:30
 Peterborough at Hamilton 7:00
 North Bay at Kingston 7:00

Sun. Feb. 14
 Mississauga at Niagara 2:00
 Windsor at Ottawa 3:00

Mon. Feb. 15
 Saginaw at Sarnia 2:05
 Flint at London 2:00
 Erie at Guelph 2:00
 Sudbury at Mississauga 2:00
 Owen Sound at Oshawa 2:05
 Windsor at Peterborough 2:05
 Kitchener at Hamilton 2:00
 North Bay at Ottawa 2:00
 Barrie at Kingston 2:00

Wed. Feb. 17
 Sarnia at Saginaw 7:05

Thu. Feb. 18
 S.S. Marie at Windsor 7:05
 Erie at Flint 7:00
 Sudbury at North Bay 7:00
 Hamilton at Niagara 7:00
 Kingston at Peterborough 7:05

Fri. Feb. 19
 Flint at Sarnia 7:05
 Barrie at London 7:30
 Oshawa at Kitchener 7:30
 Erie at Saginaw 7:05
 Owen Sound at Guelph 7:30
 Peterborough at Sudbury 7:00
 North Bay at Mississauga 7:30
 Kingston at Ottawa 7:00

Sat. Feb. 20
 London at Flint 7:30
 S.S. Marie at Saginaw 7:05
 Guelph at Owen Sound 7:30
 Oshawa at Barrie 7:30
 Windsor at Hamilton 7:00
 Niagara at Ottawa 1:00

Sun. Feb. 21
 S.S. Marie at Sarnia 2:05
 Hamilton at Windsor 2:00
 Kitchener at Erie 5:05
 Mississauga at Sudbury 2:00
 Peterborough at North Bay 2:00
 Ottawa at Oshawa 6:05
 Niagara at Kingston 2:00

Tue. Feb. 23
 Guelph at Kitchener 7:00

Wed. Feb. 24
 Flint at S.S. Marie 7:07
 Niagara at Owen Sound 7:00
 Hamilton at North Bay 7:00
 Mississauga at Oshawa 7:05
 Ottawa at Kingston 7:00

Thu. Feb. 25
 Barrie at Windsor 7:05
 London at Peterborough 7:05

Fri. Feb. 26
 Barrie at Sarnia 7:05
 S.S. Marie at Flint 7:30
 North Bay at Erie 7:00
 Kitchener at Guelph 7:30
 Owen Sound at Mississauga 7:30
 Sudbury at Ottawa 7:00
 London at Kingston 7:00

Sat. Feb. 27
 Windsor at Flint 7:30
 Saginaw at Erie 7:00
 Sarnia at Owen Sound 7:30
 Mississauga at Barrie 7:30
 Guelph at Niagara 7:00
 Kitchener at Oshawa 2:05
 Sudbury at Peterborough 7:05
 North Bay at Hamilton 7:00
 London at Ottawa 1:00

Sun. Feb. 28
 Windsor at S.S. Marie 2:07
 Guelph at Sarnia 7:05
 Erie at Niagara 2:00
 Peterborough at Oshawa 6:05
 Saginaw at Hamilton 3:00
 Sudbury at Kingston 2:00

Wed. Mar. 2
 Saginaw at Flint 7:00

Thu. Mar. 3
 S.S. Marie at Sarnia 7:05
 Erie at London 7:00
 Ottawa at Barrie 7:30
 Owen Sound at North Bay 7:00
 Hamilton at Peterborough 7:05

Fri. Mar. 4
 Windsor at Sarnia 7:05

S.S. Marie at London 7:30
 Erie at Kitchener 7:30
 Kingston at Saginaw 7:05
 Ottawa at Guelph 7:30
 Owen Sound at Sudbury 7:00
 Barrie at Niagara 7:00
 Oshawa at Mississauga 7:30

Sat. Mar. 5
 North Bay at Windsor 7:05
 Kingston at Flint 7:30
 Owen Sound at Barrie 7:30
 Windsor at Niagara 7:00
 Mississauga at Peterborough 7:05
 Guelph at Hamilton 7:00

Sun. Mar. 6
 Kingston at Windsor 2:05
 Kitchener at London 2:00
 North Bay at Flint 5:00
 Niagara at Erie 5:00
 S.S. Marie at Guelph 2:00
 Sudbury at Mississauga 2:00
 Ottawa at Hamilton 3:00

Tue. Mar. 8
 London at Kitchener 7:00

Wed. Mar. 9
 Flint at Erie 7:00
 Barrie at Owen Sound 7:00
 Kingston at Oshawa 7:05

Thu. Mar. 10
 Sarnia at Windsor 7:05
 S.S. Marie at Saginaw 7:05
 Flint at Niagara 7:00
 North Bay at Peterborough 7:05

Fri. Mar. 11
 London at S.S. Marie 7:07
 Saginaw at Sarnia 7:05
 Owen Sound at Kitchener 7:30
 Erie at Guelph 7:30
 Barrie at Sudbury 7:00
 North Bay at Oshawa 7:35
 Mississauga at Kingston 7:00

Sat. Mar. 12
 Kitchener at Flint 7:30
 Guelph at Erie 7:00
 London at Saginaw 7:05
 Windsor at Owen Sound 7:30
 Peterborough at Barrie 7:30
 North Bay at Niagara 7:00
 Sudbury at Hamilton 7:00
 Ottawa at Kingston 7:00

Sun. Mar. 13
 Kitchener at S.S. Marie 2:07
 Peterborough at Oshawa 6:05
 Niagara at Hamilton 3:00

Tue. Mar. 15
 Sarnia at Guelph 7:00
 Barrie at Peterborough 7:05

Wed. Mar. 16
 Saginaw at S.S. Marie 7:07
 London at Flint 7:00
 Oshawa at Mississauga 7:00
 Barrie at Ottawa 7:00

Thu. Mar. 17
 Kitchener at Windsor 7:05
 Owen Sound at Erie 7:00
 Sudbury at North Bay 7:00
 Kingston at Niagara 7:00

Fri. Mar. 18
 Flint at S.S. Marie 7:07
 Erie at London 7:30
 Sarnia at Kitchener 7:30
 Windsor at Saginaw 7:05
 Owen Sound at Guelph 7:30
 North Bay at Sudbury 7:00
 Peterborough at Mississauga 7:30
 Hamilton at Ottawa 7:00
 Oshawa at Kingston 7:00

Sat. Mar. 19
 Guelph at Flint 7:30
 London at Erie 7:00
 Sarnia at Saginaw 7:05
 Kitchener at Owen Sound 7:30
 Sudbury at Barrie 7:30
 Peterborough at Niagara 7:00
 Hamilton at Kingston 7:00

Sun. Mar. 20
 Guelph at S.S. Marie 2:07
 Windsor at Sarnia 7:05
 Barrie at North Bay 2:00
 Niagara at Mississauga 2:00
 Ottawa at Oshawa 6:05

FIT TO FLY

JETSPEED

GREAT SPEED STARTS WITH A GREAT FIT
OUR NEW ROCKETFRAME CONSTRUCTION HELPS DELIVER A
CLOSE FIT AND A PRECISE HEEL LOCK TO BREAK THE SOUND
BARRIER ON THE ICE.

CCMHOCKEY.COM/JETSPEED

CCM

MADE OF HOCKEY



STEALTH CX
**ENGINEERED
PRECISION**

HYPERLITE CONSTRUCTION


Removes excess materials in the taper for zero overlap to create an ultra-low kick-point and blade light balance.

ELLIPTICAL PROFILE

Controls the twisting of the shaft and blade for pinpoint accuracy.

EXO RIM

Provides added strength and stability to power through the puck for improved velocity and accuracy.



EASTON
HOCKEY