



2015 **OHIO** FOOTBALL
MEDIA GUIDE

#BLEEDGREEN

OHIO

BOBCAT FOOTBALL 2015 OHIO



TABLE OF CONTENTS



Ohio recorded an average home paid attendance of 20,515, with a total of 123,090 in paid attendance for the season. Peden Stadium saw three games work their way into the record books, as Ohio vs. Idaho (third), Ohio vs. Bowling Green (seventh) and Ohio vs. Eastern Illinois (18th) were top-20 crowds in stadium history.

2015 OHIO UNIVERSITY FOOTBALL MEDIA GUIDE

2015 SCHEDULE		
DATE	OPPONENT	TIME
9/3	at Idaho ESPN3	9 p.m.
9/12	Marshall ESPN3	7 p.m.
9/19	SE Louisiana ESPN3	2 p.m.
9/26 p.m.	at Minnesota	3:30
10/3 p.m.	at Akron*	2
10/10	Miami*	2 p.m.
10/17	Western Mich.*	TBA
10/24	at Buffalo*	TBA
11/4	at Bowling Green* ESPN2	8 p.m.
11/10	Kent State* ESPN2/ESPNU	8 p.m.
11/17	Ball State* ESPN2/ESPNU	TBA
11/24	at NIU* ESPNU/ESPN3	7:30 p.m.

* - MAC Game | Home Games in **BOLD**

GENERAL INFORMATION

Table of Contents.....	1
2015 Schedule	1
Media Relations Information.....	1
Interview Policies	2
2015 Quick Facts	2
Radio Network Information.....	2
2015 Coaching Information.....	3
2015 Notebook	3-5
2014 Scoring Drives.....	4
2015 Depth Chart.....	6
2015 Roster Information	7
2015 Rosters	8-9

COACHING STAFF

Head Coach - Frank Solich	10-13
Asst. Head Coach/Off. Coord./RBs - Tim Albin	14
Asst. Head Coach/Def. Coord./Saf. - Jimmy Burrow	15
Asst. Head Coach/Co-Off. Coord./QBs - Scott Isphording.....	16
Linebackers - Ron Collins.....	17
Wide Receivers - Dwayne Dixon	18
Special Teams/Tight Ends/Rec. Coord. - Brian Haines	19
Offensive Line - Dave Johnson.....	20
Cornerbacks - Anthony Perkins.....	21
Defensive Coordinator - Jesse Williams.....	22
Director of Football Operations - Chris Rodgers.....	23
Director of Player Personnel & HS Rel. - Michael George.....	23

MEET THE BOBCATS

Returning Players.....	24-50
Incoming Recruiting Class	51-53

SEASON IN REVIEW

Final MAC Standings	54
2014 Statistics.....	54-58
Game-by-Game Statistics	59
Game-by-Game Recaps.....	60-65

RECORD BOOK

Team Records	66-69
Individual Records.....	70-86
The Last Time	87
Peden Stadium Records.....	88
Year-by-Year Results	89-94
All-Time Series Results	95-97
All-Time Coaches Results.....	98
All-MAC Selections	99-100
Bobcat All-Americans.....	101
Bowl History	102-106
Bobcats in the Pros.....	107
Ohio and the NFL Draft.....	108

OHIO, PLEASE

When referring to the Bobcats, please use Ohio. Ohio University is acceptable when using other institutions' full names. Please do not use Ohio U. or OU. Thank you.

MEDIA RELATIONS CONTACT

Football Contact.....	Anthony Reynolds
Office Phone.....	740-593-1298
Cell Phone.....	870-530-4499
E-mail	reynola1@ohio.edu
Twitter	@areynolds1901

Secondary Contact	Sara Legarsky
Office Phone.....	740-597-1837
Cell Phone	724-464-4376
E-mail	slegarsky12@yahoo.com

OHIO FOOTBALL SOCIAL MEDIA

Facebook	facebook.com/ohiofootball
Twitter	twitter.com/ohiofootball

OHIO BOBCAT FOOTBALL 2015



MEDIA INFORMATION

QUICK FACTS

Location	Athens, Ohio
Founded	1804
Enrollment	38,857
Nickname	Bobcats
Colors	Hunter Green and White
Conference	Mid-American (East)
Home Field	Peden Stadium
Capacity	24,000
Surface	Field Turf
President	Dr. Roderick J. McDavis (Ohio '70)
Director of Athletics	Jim Schaus (Purdue, '83)
Athletics Department Phone	740-593-1300
Press Box Phone	740-593-0500
Athletics Website	OhioBobcats.com

BOBCAT FOOTBALL HISTORY

First Season	1894
All-Time Record	539-541-48 (.498)
First Year in MAC	1947
All-Time MAC Record	227-253-11 (.471)
MAC Championships	5
	(1953, 1960, 1963, 1967, 1968)
MAC Division Championships	3 ('06, '09, '11)
Bowl Appearances:	8
Sun Bowl, 1962 (West Texas State 15, Ohio 14)	
Tangerine Bowl, 1968 (Richmond 49, Ohio 42)	
GMAC Bowl, 2007 (Southern Miss 28, Ohio 7)	
Little Caesars Pizza Bowl, 2009 (Marshall 21, Ohio 17)	
R+L Carriers New Orleans Bowl, 2010 (Troy 48, Ohio 21)	
Famous Idaho Potato Bowl, 2011 (Ohio 24, Utah State 23)	
Advocare V100 Independence Bowl, 2012 (Ohio 45, ULM 14)	
Beef 'O' Brady's Bowl (East Carolina 37, Ohio 20)	

RADIO NETWORK AFFILIATES

ATHENS	WXTQ-FM	105.5
ATHENS	WATH-AM	970
CAMBRIDGE	WOUF-FM	89.1
CHILLICOTHE	WOUH-FM	91.9
COLUMBUS	WYTS-AM	1230
GEORGETOWN	WRAC-FM	103.1
IRONTON	WOUL-FM	89.1
JACKSON	WCJO-FM	97.7
WELLSTON	WYPC-AM	1330
MARIETTA	WMOA-AM	1490
McCONNELLSVILLE	WJAW-FM	100.9
POMEROY	WMPO-AM (FM)	97.1
PARKERSBURG, WV	WHNK-AM	1450
MIDDLEPORT	WMPO-AM	1390
RAVENSWOOD, WV	WMOV-AM	1360
RIPLEY, WV	WMOV-AM (FM)	106.5
ST. MARY'S, WV	WJAW-AM	630
ZANESVILLE	WOUZ-FM	90.1

OHIO FOOTBALL MEDIA RELATIONS CONTACTS

Football Contact.....	Anthony Reynolds
Cell Phone.....	330-283-8581
E-mail.....	symondst@ohio.edu
Secondary Football Contact.....	Sara Legarsky
Cell Phone.....	724-464-4376
E-mail.....	slegarsky12@yahoo.com



INTERVIEW OPPORTUNITIES

1. Phone Interviews – For out-of-town media that wish to request a phone interview with Coach Solich, please contact the Ohio Media Relations Office. Interviews will be scheduled based on Coach Solich's availability.
2. Post-Game Press Conference – Coach Solich will be available to members of the media following each game, both at home and on the road. Check with the Ohio Media Relations Office for specific details.

ASSISTANT COACHES

Interviews with requested assistant coaches will take place after practice on Wednesdays of game weeks. Please be advised that during weeks when games are not played on Saturday, the day of assistant coach interviews may change based on the team's schedule. Please contact the media relations office to confirm. Coaches should not be contacted at their residences or cell phones. All interview requests must go through the media relations office.

STUDENT-ATHLETES

Interviews with requested players will take place following practice on Wednesday and Thursday. Please contact the Ohio Media Relations Office to confirm practice times and request players. Please be advised that during weeks when games are not played on Saturday, interview days may change based on the team's schedule. Players should not be contacted for interviews at their residences, on their cell phones, via email, Facebook, Twitter and all other social networking entities. All interview requests must go through the media relations office. Please keep in mind there may be class conflicts on certain days. Requested players will be also available following each game. The Ohio locker room is closed to the media at all times. Phone interviews with out-of-town media can also be arranged.

COVERING PRACTICE

Practice is open to members of the media. However, still photographers and videographers will be allowed to shoot only during pre-practice individual drills, which usually last approximately 10 minutes at the beginning of practice.

Media members covering practices or scrimmages will not be permitted to report any scouting information (formations, personnel groupings, etc.) without first speaking with a member of the Ohio coaching staff or the media relations office. Failure to adhere to this guideline could result in the closing of all practices and scrimmages to the media.

E-MAIL SERVICE

Football releases and information can be obtained electronically by e-mailing Anthony Reynolds at reynola1@ohio.edu. Please include all contact information for your media outlet. Please note this service is for media only.

OHIOBOBCATS.COM

The official web site of Ohio Athletics is OhioBobcats.com. It is one of the many means of information dissemination utilized by the athletics department. In addition to releases, specific team information (rosters, schedules, statistics, bios, etc.) for all 16 varsity sports is available. Statistics, a game recap, notes and quotes will be available on-line as soon as possible following each game.

MAC MEDIA RELATIONS CONTACTS

Akron: Cathy Bongiovi - cathyb@uakron.edu	Massachusetts: John Sinnott - jsinnott@admin.umass.edu
Ball State: Joe Hernandez - jhernand@bsu.edu	Miami: Dave Meyer - meyerd@miamioh.edu
Bowling Green: Jason Knavel - jknavel@bgsu.edu	Northern Illinois: Donna Turner - donnaturner@niu.edu
Buffalo: Jon Fuller - jfuller3@buffalo.edu	Ohio: Anthony Reynolds - reynola1@ohio.edu
Central Michigan: Jason Kaufman - Jason.Kaufman@cmich.edu	Toledo: Paul Helgren - paul.helgren@utoledo.edu
Eastern Michigan: Greg Steiner - greg.steiner@emich.edu	Western Michigan: Adam Bodnar - adam.e.bodnar@wmich.edu
Kent State: Aaron Chimenti - achimenti@kent.edu	



NOTES...

COACHING STAFF

Head Coach	Frank Solich
Alma Mater	Nebraska, 1966
Record at Ohio	72-56, .569 (11th Year)
MAC Record	48-33, .634 (11th Year)
Career Record	130-75, .649 (17th Year)
Assistant HC/Co-Off. Coord./RBs	Tim Albin (PB)
	11th Year; NW Oklahoma State, 1989
Assistant HC/Def. Coord./Safeties	Jimmy Burrow (PB)
	11th Year; Nebraska, 1976
Co-Off. Coord./QBs	Scott Isphording (PB)
	Third Year; Hanover (Ind.) College, 1994
Linebackers	Ron Collins (F)
	Fifth Year; Washington State, 1987
Wide Receivers	Dwayne Dixon (F)
	Ninth Year; Florida, 1985
Special Teams Coord./Rec. Coord./TEs	Brian Haines (F)
	Eighth Year; Marietta, 2004
Defensive Line	Jesse Williams (F)
	Fourth Year; Sonoma State, 1988
Defensive Backs	Anthony Perkins (PB)
	First Year; Colorado, 2011
Offensive Line	Dave Johnson (F)
	Second Year; West Virginia, 1985
Assistant AD for Football Operations	Chris Rodgers (F)
	Second Year; Ohio, 2009
Dir. of Player Personnel & HS Rel.	Michael George (F)
	Sixth Year; Washington University, 2005

Graduate Assistants

Alex Beurket - Offense
 Anthony Talbert - Offense
 Tremayne Scott - Defense
 Conor Reilly - Defense

(F) - On Field
 (PB) - Press Box

2014 OHIO FOOTBALL SCHEDULE

DATE	OPPONENT	TIME	SERIES
9/3	at Idaho	9 p.m.	Ohio leads 2-1
9/12	Marshall	7 p.m.	Ohio leads 32-20-6
9/19	SE Louisiana	2 p.m.	First Meeting
9/26	at Minnesota	3:30 p.m.	Minnesota leads 8-1-1
10/3	at Akron*	2 p.m.	Ohio leads 18-12-1
10/10	Miami*	2 p.m.	Miami leads 52-37-2
10/17	Western Mich.*	TBA	WMU leads 31-28-1
10/24	at Buffalo*	TBA	Ohio leads 13-8
11/4	at Bowling Green*	8 p.m.	BG leads 38-25-2
11/10	Kent State*	8 p.m.	Ohio leads 40-25-2
11/17	Ball State*	TBA	Ball State leads 15-8
11/24	at NIU*	7:30 p.m.	NIU leads 11-9

* - MAC Game | Home Games in BOLD

FIRST AND 10

-The 2015 campaign marks the 121st season in Ohio University football.

-Ohio returns 20 starters for 2015 including 10 on offense, seven on defense, and three on special teams.

-All five of the Bobcat's starting offensive line are returning. The unit has combined for 79 starts over their careers at Ohio.

-Ohio has been bowl eligible each of the last six seasons making five appearances in bowl games.

-The Bobcats' 68 wins since the start of the 2006 campaign are the most of any team in the MAC East Division during that stretch.

-With the last win of the season at Miami head coach Frank Solich tabbed his 130th career coaching victory.

OHIO FOOTBALL NAMES 2015 CAPTAINS

Seniors Nathan Carpenter, Jovon Johnson, Devin Jones, Lucas Powell, Derrius Vick and junior Casey Sayles were named captains for the 2015 Ohio University football team in a vote conducted by their teammates.

POWELL NAMED TO RIMINGTON TROPHY WATCH LIST

Ohio senior center Lucas Powell (Edgerton, Kan.) was named to the Rimington Trophy Watch List announced the Rimington Trophy committee. Powell is one of seven Mid-American Conference center's to be included on the watch list which is made up of the best 63 centers in the Football Bowl Subdivision.

PATTERSON NAMED TO HORNUNG WATCH LIST

Senior running back Daz Patterson was among the 44 players named to the Paul Hornung watch list. He was one of only three players from the Mid-American Conference to be named to the watch list as Bowling Green's Ronnie Moore and Toledo's Corey Jones were also selected by the committee. Last season, Patterson led the team in all-purpose yards racking up 1,126 including 526 kickoff

return yards and 348 rushing yards. Patterson averaged 93.8 all-purpose yards last season.

CONSISTENCY AT THE TOP

Head coach Frank Solich begins his 11th season at Ohio University this fall. Solich's 10-year reign as head coach has become a rarity in today's college football landscape. Only seven football bowl sub-division coaches have longer tenures with their current team.

Ohio is the only the team in the country that has kept its head coach, offensive coordinator and defensive coordinator in place for the past 10 seasons.

COACH, TEAM	FIRST SEASON	YEARS AT SCHOOL
1. Frank Beamer, Virginia Tech	1987	28
2. Bob Stoops, Oklahoma	1999	16
Kirk Ferentz, Iowa	1999	16
4. Gary Patterson, TCU	2000	15
5. Mark Richt, Georgia	2001	14
Gary Pinkel, Missouri	2001	14
7. George O'Leary, UCF	2004	11
8. Frank Solich, Ohio	2005	10
Mike Gundy, Okla. State	2005	10
Bronco Mendenhall, BYU	2005	10
Kyle Whittingham, Utah	2005	10
Les Miles, LSU	2005	10
Steve Spurrier, S. Carolina	2005	10

AN IMPRESSIVE COACHING TREE

Ohio head coach Frank Solich sports an impressive coaching tree of former assistants, who are now head coaches in Division I College Football.

Head Coach (Current School)	Assistant Years Under Solich
Craig Bohl (Wyoming)	(1998-2002)
Turner Gill (Liberty)	(2003)
Derek Mason (Vanderbilt)	(2005-06)



NOTES...

2015 SCORING DRIVES

OPPONENT	PLAYS	YARDS	TOP	SCORE
Kent State	5	87	1:44	TD
Kent State	12	78	5:32!	TD
Kent State	9	48	3:34	FG
Kentucky	7	53	2:43	FG
Marshall	10	75	3:01	TD
Marshall	8	67	1:50	TD
Idaho	5	79	1:46	TD
Idaho	9	59	3:43	FG
Idaho	5	69	2:26	TD
Idaho	7	59	3:12	FG
Idaho	11	84	5:05	FG
Idaho	3	5	1:17	TD
Idaho	9	62	4:25	TD
Eastern Illinois	10	78	3:43	TD
Eastern Illinois	8	53	3:27	TD
Eastern Illinois	1	65	0:12	TD
Eastern Illinois	9	32	1:00	FG
Eastern Illinois	7	23	1:36	FG
Eastern Illinois	9	58	4:24	TD
Central Michigan	4	2	0:20	FG
Central Michigan	8	86	3:28	TD
Bowling Green	5	29	1:59	FG
Bowling Green	16*	79	6:15	FG
Bowling Green	15	77	5:00	TD
Akron	4	66	1:50	TD
Akron	11	25	5:42	FG
Akron	6	48	0:49	FG
Akron	9	87	2:37	TD
Akron	6	39	1:43	FG
Western Michigan	1	3	:05	TD
Western Michigan	6	95	2:31	TD
Western Michigan	15	97^	3:34	TD
Buffalo	8	64	3:49	FG
Buffalo	4	22	1:40	TD
Buffalo	8	80	3:46	TD
Buffalo	4	6	1:29	FG
Buffalo	3	9	0:18	TD
Buffalo	14	64	5:57	FG
Buffalo	5	10	2:36	TD
Northern Illinois	8	80	4:43	TD
Northern Illinois	7	78	2:55	TD
Miami	1	84	0:00	TD
Miami	2	14	0:45	TD
Miami	9	41	5:03	TD
Miami	5	69	1:08	FG

* - Most Plays | ^ - Most Yards | ! - Most TOP

Bo Pelini (Nebraska) (2003)

A TURNAROUND FOR THE AGES

In the last 40 years, Ohio University football has been to just eight bowl games, however six of those bowl appearances have come during head coach Frank Solich's 10 years in Athens.

	1973-2004	2005-14
Seasons	32	10
Coaches	7	1
Wins Per Year	3.7	7.2
Record	119-228	72-56
Winning Seasons	7	6
Bowl Appearances	0	6
Bowl Wins	0	2

A WINNING MARK

The Ohio University football team entered the 2014 season with an all-time record of 533-535-48. As a program, Ohio has not had an all-time program winning mark since the start of the 1995 campaign.

AMONG THE BEST IN THE MAC

Ohio's 68 wins since 2006 are the second most victories by any school in the Mid-American Conference during that period. Northern Illinois is the only school that has more wins.

1. Northern Illinois - 79
2. Ohio - 68
3. Central Michigan - 63

TEN BOBCATS EARN PHIL STEELE PRESEASON ALL-MAC HONORS

Ten members of the Ohio football program earned spots on Phil Steele's 2015 Preseason Mid American Conference Team, including two second-team selections. The teams will be published in the Phil Steele 2015 College Football Preview, which will hit newsstands in July.

Sophomore Quentin Poling and junior Tarell Basham highlighted the Bobcats' preseason All-MAC honoree list the two represented Ohio on the second team.

The third team was littered with six Bobcats, including sophomore A.J. Ouellette and seniors Lucas Powell, Mike Lucas, Mike McQueen, Mitch Bonnstetter and Daz'mond Patterson.

Rounding out the Bobcats' presence on this year's squad were seniors Devin Bass and Jovon Johnson as fourth team selections.

OHIO FOOTBALL'S MCLEOD SIGNS WITH TEXANS

Former Ohio football tackle Cameron McLeod has signed a free agent contract with the Houston Texans.

McLeod signed the free agent contract with the Texas after playing in all 12 games for the Bobcats in 2014, starting eight of them. In those 12 games, McLeod recorded 39 total tackles on the season and tallied a season high six tackles against Western Michigan on Oct. 25, five of them unassisted. He also totaled two sacks on the season for seven lost yards.

8 FORMER BOBCATS OPEN TRAINING CAMP ON NFL ROSTERS

At the start of NFL training camp there were 8 former Bobcats listed on NFL rosters. Listed below is breakdown of past Ohio football players on NFL squads.

- Arizona Cardinals - Dave Zastudil
- Detroit Lions - Jordan Thompson
- Houston Texans - Cameron McLeod
- Minnesota Vikings - Donte Foster
- New York Giants - Eric Herman
- Oakland Raiders - Travis Carrie
- Pittsburgh Steelers - Mike Mitchell
- Seattle Seahawks - Landon Cohen

CRUTCHER EARNS INVITE TO BENGALS MINICAMP

Former Ohio football defensive lineman Antwan Crutcher earned an invitation to the Cincinnati Bengals rookie minicamp this past spring. Crutcher appeared in all 12 games for the Bobcats in 2014, and started eight of them. He recorded 36 total tackles, including 15 solo stops, and 1.5 for loss. Crutcher also had six tackles against Marshall on Sept. 13 and Northern Illinois on Nov. 18. He also tallied one pass break-up against Akron on Oct. 18.

LAST-SECOND DRAMATICS CLOSE SPRING GAME

Two seconds left with Ohio football's 2015 Green and White Game in the balance on April 4 at Peden Stadium and redshirt senior kicker Josiah Yazdani lining up to take the game-winning field goal for Ohio.

Normally, third-year cornerbacks coach James Ward would be hoping for that kick to go through the uprights. But the spring game was on the line for the defense, so Ward furiously attempted to gain the official's attention so he could call a timeout.

Yazdani's initial field goal attempt split the goal post, but a penalty for coaches being on the field pushed back the attempt, and Yazdani clanged off the right upright from 46 yards out, giving the defense a 25-20 victory.

Redshirt freshman running back Maleek Irons had the lone touchdown of the day, punching a ball in from three yards out. He led the Bobcats with 31 yards on seven carries and said it was a good feeling to score, but was quick to credit the players up front for creating opportunities for him.



NOTES...

NON-OFFENSIVE TDS

The Bobcats have scored 44 non-offensive touchdowns since the start of the 2004 season.

OPPONENT	PLAYER
Massachusetts (11/29/13)	Travis Carrie (30-yard INT return for TD)
Massachusetts (11/29/13)	Travis Carrie (66-yard INT return for TD)
Akron (10/5/13)	Thad Ingol (Fumble recovery for TD)
Marshall (9/14/13)	Toran Davis (Fumble recovery on kickoff)
North Texas (9/7/13)	Jovon Johnson (42-yard INT return)
Buffalo (10/6/13)	Daz' Patterson (100-yard KO return for TD)
New Mexico State (9/8/12)	Nathan Carpenter (22-yard INT return)
Gardner-Webb (9/10/11)	Jelani Woseley (26-yard Int.)
New Mexico State (9/3/11)	Travis Carrie (65-yard PR)
Bowling Green (10/9/10)	Donovan Fletcher (55-yard INT)
Wofford (9/4/10)	Julian Posey (38-yard FR)
Marshall (12/26/09)	Shannon Ballard (75-yard FR)
Northern Ill. (11/21/09)	LaVon Brazill (91-yard PR)
Northern Ill. (11/21/09)	Julian Posey (41-yard Int.)
Kent State (10/24/09)	LaVon Brazill (87-yard PR)
Akron (10/10/09)	Melvin Payne (0-yard blocked PR)
Bowling Green (10/3/09)	LaVon Brazill (72-yard PR)
Tennessee (9/26/09)	Chris Garrett (95-yard KR)
Cal Poly (9/19/09)	Errik Ejike (32-yard Int.)
North Texas (9/12/09)	Kenny Jackson (69-yard Int.)
Akron (11/22/08)	Chris Garrett (97-yd. KR)
Akron (11/22/08)	LaVon Brazill (66-yd. PR)
VMI (9/27/08)	L.J. Flintall (97-yd. KR)
VMI (9/27/08)	Michael Brown (9-yd. FR)
Ohio State (9/6/08)	Curtis Meyers (0-yd Fum. Rec.)
Wyoming (8/30/08)	Donte Harden (100-yd. KR)
Miami (11/24/07)	Joshua Abrams (93-yd. KR)
Bowling Green (10/27/07)	Kris Luchsinger (58-yd. INT)
Wyoming (9/22/07)	Chris Garrett (94-yd. KR)
Wyoming (9/22/07)	Jameson Hartke (30-yd. INT)
Akron (11/16/06)	Matt Muncy (0-yd. FR)
W. Michigan (10/7/06)	Chris Garrett (88-yd. PR)
UT-Martin (9/2/06)	T. J Wright (35-yd. FR)
Ball State (10/22/05)	Scott Mayle (88-yd. KR)
Bowling Green (10/8/05)	Jordan Meyers (15-yd. blocked PR)
Pittsburgh (9/9/05)	Dion Byrum (85-yd. INT)
Pittsburgh (9/9/05)	Dion Byrum (38-yd. INT)
Northwestern (9/3/05)	Dion Byrum (62-yd. FR)
Akron (11/13/04)	Stafford Owens (81-yd. PR)
Bowling Green (10/23/04)	Stafford Owens (44-yd. blocked PR)
Buffalo (9/25/04)	Matt Muncy (98-yd. FR)
Buffalo (9/25/04)	Tyler Russ (33-yd. INT)
VMI (9/4/04)	Tyler Russ (19-yd. FR)
VMI (9/4/04)	T.J. Wright (41-yd. IR)

Offensively, the 'Cats were led by Irons on the ground, while redshirt junior quarterback JD Sprague took the majority of the snaps under center, throwing for 127 yards on 15-of-21 passing with one interception. Redshirt sophomore wideout Jarrid Marhefka hauled in three catches for 79 yards while junior Jordan Reid had five catches for 47 yards.

On the defensive end, five players tied for the team lead with four tackles while junior linebacker redshirt junior Blair Brown recorded three tackles including one sack.

OHIO LEADS MAC IN ATTENDANCE...AGAIN

Ohio recorded an average home paid attendance of 20,515, with a total of 123,090 in paid attendance for the season. Peden Stadium saw three games work their way into the record books, as Ohio vs. Idaho (third), Ohio vs. Bowling Green (seventh) and Ohio vs. Eastern Illinois (18th) were top-20 crowds in stadium history. With fans heading to Peden Stadium in record numbers, the Bobcats also saw several records fall at the box office. The 2014 season had the most season ticket holders and highest season ticket revenue in program history, both an over 15 percent increase. The season also saw the fifth (Ohio vs. Bowling Green), sixth (Ohio vs. Eastern Illinois) and 13th (Ohio vs. Idaho) ticket revenue games on record.

KRISTOFF NAMED TO 2015 NFF HAMPSHIRE HONOR SOCIETY

Ohio football's Josh Kristoff was named to the 2015 National Football Foundation & College Hall of Fame (NFF) Hampshire Honor Society, the NFF announced. Kristoff is one of 817 players from 278 schools to be selected for this honor.

The NFF Honor Society which is comprised of college football players from all divisions of play who each maintained a cumulative 3.2 GPA or better throughout their college career. A total of 817 players from 278 schools qualified for membership in the society's ninth year, setting a new record for the number of schools represented in the history of the program, which began in 2007.

In 2014 Kristoff, a safety played in 10 games and started six of them. He registered 33 tackles, 25 unassisted and eight assisted. He also recorded two interceptions and three pass breakups. He was named Academic All-Mid American Conference and a MAC Distinguished Scholar Athlete for his work on the field and in the classroom.

To qualify for the NFF Hampshire Honor Society a player must be a starter or a significant contributor in one's last year of eligibility. The student-athlete must also achieve a 3.2 cumulative grade point average throughout entire course of undergraduate study and meet all NCAA/NAIA-mandated progress towards degree requirements.

OHIO FOOTBALL WELCOMES 24 NEWCOMERS ON SIGNING DAY

Ohio Football head coach Frank Solich announced Wednesday the addition of 24 newcomers as part of National Signing Day. The class includes 21 incoming freshmen, one redshirt freshman, one sophomore and one junior. The 2015 class features student-athletes from nine different positions. The class also includes student-athletes from eight different states and one from Canada, including 13 from Ohio. In the last five years, the Bobcats have recruited 56 players from the state of Ohio.

EIGHT BOBCATS NAMED PRESEASON ALL-MAC BY ATHLON SPORTS

Eight Ohio football players earned Preseason All-Mid-American Conference honors by Athlon Sports announced the publication Thursday. The Bobcats had four defensive players, three offensive and one specialist named Preseason All-MAC.

Junior defensive end Tarell Basham (Rocky Mount, Va.) and senior linebacker Jovon Johnson (Solon, Ohio) were named to the All-MAC Second Team Defense. Sophomore running back A.J. Ouellette (Covington, Ohio) was named All-MAC Third Team Offense after leading the Bobcats in rushing last season. Sophomore linebacker Quentin Poling (Spencerville, Ohio) was named All-MAC Third Team Defense after a breakout freshman campaign. Senior offensive linemen Lucas Powell (Edgerton, Kan.) and Mike Lucas (Chicago, Ill.) were both named to the All-MAC Fourth Team Offense. Senior cornerback Ian Wells (Dayton, Ohio) was named All-MAC Fourth Team Defense. Senior cornerback Ian Wells (Dayton, Ohio) was named All-MAC Fourth Team Defense. Senior running back Daz'mond Patterson was named an All-MAC Fourth Team Specialist as a punt returner.

CBS TO TELEVISION MAC FOOTBALL & BASKETBALL GAMES

CBS Sports Network has reached a multi-year deal to televise college football and basketball games from the Mid-American Conference. The deal, which begins this season and continues through 2018-19, is through a sublicense agreement with ESPN.

CBS Sports Network will air up to 12 football and 12 basketball games per year, with the first year calling for six football games and up to seven basketball games. In 2015, the six football games will include two Thursday and three Saturday games, as well as one game on the Friday after Thanksgiving.



DEPTH CHART

OFFENSE

Pos.	No.	Name	Of Note...
RB	45	A.J. Ouellette (So, 5-10, 195, Covington, Ohio)	Two-time MAC East Offensive Player of the Week
	7	Daz'mond Patterson (Sr., 5-7, 177, Plant City, Fla.)	Named to Phil Steele's Midseason All-MAC Special Teams First Team
TE	82	Troy Mangen (Jr., 6-5, 252, Union, Ohio)	Made an appearance on all 12 games
	86	Mason Morgan (R-Sr., 6-6, 259, Cincinnati, Ohio)	Saw action in nine games on the season
QB	15	Derrius Vick (R-Sr., 6-1, 196, Lincoln, Neb.)	Named the Athlon Sports MAC Player of the Week
	3	JD Sprague (R-Jr., 6-1, 200, Cincinnati, Ohio)	Completed 98 passes for 1236 yards
LT	75	Mike McQueen (R-Sr., 6-6, 287, Garfield Heights, Ohio)	Saw action in 11 games
	65	Joe Lowery (So., 6-6, 290, Tallmage, Ohio)	Played in 11 games
LG	67	Mike Lucas (R-Sr., 6-4, 313, Chicago, Ill.)	Phil Steele's Midseason All-MAC Offensive Second team
	64	Garrett Alcorn (R-Sr., 6-4, 271, Beavercreek, Ohio)	Made career debut against Kentucky
C	54	Lucas Powell (R-Sr., 6-3, 296, Edgerton, Kan.)	Team captain, Rimington Watch List
	52	Jake Pruehs (So., 6-2, 285, North Olmstead, Ohio)	
RG	57	Durrell Wood (R-Sr., 6-2, 306, Columbus, Ohio)	Played in five games in 2013 with three starts
	63	Joe Anderson (So., 6-6, 320, Torrence, Calif.)	
RT	79	Troy Watson (R-Jr., 6-6, 293, Aurora, Ohio)	11 starts in 2014
	74	Jared McCray (So., 6-5, 320, Minford, Ohio)	Played in eight games for Ohio as a freshman
X-WR	6	Sebastian Smith (Jr., 6-3, 183, Columbus, Ohio)	Recorded team high 31 receptions on the season
	19	Herman Brunis (So., 6-0, 170, Fairfield, Ohio)	Finished the season with five receptions
F-WR	12	Jordan Reid (R-Jr., 6-3, 198, Stone Mountain, Ga.)	Recorded 24 receptions for 326 total yards
	18	Robbie Walker (So., 5-9, 180, Reston, Va.)	Finished the season with 10 rushes
Z-WR	85	Brendan Cope (R-Sr., 6-2, 189, Warren, Ohio)	Saw action in eight games
	84	Kawmae Sawyer (R-Sr., 6-0, 192, Cleveland, Ohio)	Saw action in all 12 games

DEFENSE

Pos.	No.	Name	Of Note...
DE	93	Tarrell Basham (Jr., 6-4, 250, Rocky Mount, Va.)	33 tackles, 15 solo and led team with five sacks
	90	Trent Smart (R-Sr., 6-3, 249, Wilmington, Ohio)	Recorded four tackles
DT	44	Casey Sayles (Jr., 6-3, 268, Omaha, Neb.)	Season high six tackles against Marshall, fumble recovery vs. NIU
	95	Brandon Purdum (R-Sr., 6-3, 270, London, Ohio)	19 tackles, recovered a fumble against WMU
NT	34	Watson Tautiaki (R-Sr., 6-2, 304, Sacramento, Calif.)	22 tackles, 10 unassisted, saw action in all 12 games
	95	Brandon Purdum (R-Sr., 6-3, 270, London, Ohio)	19 tackles, recovered a fumble against WMU
DE	99	Kurt Laseak (R-Jr., 6-4, 236, Mentor, Ohio)	22 tackles, 3.5 sacks, season high five tackles at Kentucky
	97	Kent Berger (R-Fr., 6-4, 249, Mentor, Ohio)	
SLB	51	Javon Johnson (R-Sr., 6-0, 215, Solon, Ohio)	Had a career high 67 tackles for the season
	50	Travis Daugherty (R-Sr., 6-1, 202, Clarksville, Ohio)	Finished the season with twenty total tackles
MLB	32	Quentin Poling (R-Sr., 6-0, 219, Spencerville, Ohio)	Two-time MAC East Defensive Player of the Week
	40	Cody Grilliot (R-Sr., 6-0, 214, Clayton, Ohio)	18 tackles, season high five tackles against EU
WLB	33	Blair Brown (R-Jr., 6-0, 230, Moreno Valley, Calif.)	Eight starts, third on team with 55 tackles
	38	Chad Moore (R-Sr., 6-0, 193, Grove City, Ohio)	Played in all 12 games with 33 tackles
CB	41	Ian Wells (R-Sr., 5-11, 202, Dayton, Ohio)	Tallied a total 42 tackles
	2	Curtis Brunson (So., 5-10, 160, Franklin, Mich.)	Made an appearance in five games
SS	13	Devin Jones (R-Sr., 2-1, 202, Sandusky, Ohio)	Finished the season with a career high 32 tackles
	21	Kylan Nelson (So., 5-10, 180, Lexington, Ky.)	16 tackles
FS	24	Toran Davis (R-Jr., 6-0, 206, Lithonia, Ga.)	42 tackles including season high 10 against BGSU
	27	Aaron Mace (R-Sr., 5-9, 190, Twinsburg, Ohio)	Tallied a career high 11 tackles
CB	22	Brett Layton (Sr., 5-11, 180, Redlands, Calif.)	13 tackles in six games
	37	Devin Bass (R-Sr., 5-9, 190, Omaha, Neb.)	Recorded an interception against Akron

SPECIALISTS

Pos.	No.	Name	Of Note...
P	23	Mitch Bonnsetter (Sr., 5-11, 187, West Bend, Iowa)	63 punts, 2,631 yards (41.8 avg.) long of 64
	89	Michael Farkas (Fr., 6-3, 170, Mishawaka, Ind.)	
PK	39	Josiah Yazdani (R-Sr., 5-10, 216, Albany, Ohio)	17-26 on FG, no missed PAT
	31	Matt Amicone (R-Sr., 6-1, 166, Zanesville, Ohio)	
KO	39	Josiah Yazdani (R-Jr., 5-10, 216, Albany, Ohio)	60.6 yards per kickoff
	31	Matt Amicone (R-Sr., 6-1, 166, Zanesville, Ohio)	
LS-P	30	Jake Hale (Fr., 6-2, 220, Powell, Ohio)	
	44	Casey Sayles (Jr., 6-3, 268, Omaha, Neb.)	
H	23	Mitch Bonnsetter (Sr., 5-11, 187, West Bend, Iowa)	63 punts, 2,631 yards (41.8 avg.) long of 64
	44	Casey Sayles (Jr., 6-3, 268, Omaha, Neb.)	
KR	7	Daz' Patterson (R-Fr., 5-7, 177, Plant City, Fla.)	Hornung Watch List, 524 yards on 24 returns
	37	Devin Bass (R-Jr., 5-9, 180, Omaha, Neb.)	Five returns for 105 yards
PR	7	Daz' Patterson (R-Fr., 5-7, 177, Plant City, Fla.)	Hornung Watch List, 135 yards on 15 returns
	37	Devin Bass (R-Jr., 5-9, 180, Omaha, Neb.)	Five returns for 105 yards



SQUAD BREAKDOWN

Starters Returning/Lost	20/6
Offense R/L	10/1
Defense R/L	7/4
Special Teams R/L	3/1

Letterwinners Returning/Lost	54/17
Offense R/L	25/4
Defense R/L	26/10
Special Teams R/L	3/3

Starters Returning (20)

Offense (10)	Pos.	2014 Statistics
Brendan Cope	WR	Recorded 17 receptions for a total of 303 yards
Mike Lucas	LG	Saw action in all 12 games for the Bobcats, and started 11
Troy Mangen	TE	Recorded 19 receptions for 147 yards
Mike McQueen	LT	Saw action in 11 games for the Bobcats, and started in all of them
AJ Ouellette	RB	Lead the team in rushing a total of 785 yards, and seven touchdowns
Lucas Powell	C	Saw action in all 12 games, and started 11
Jake Pruehs	RG	Saw action in all 12 games for the Bobcats, and started 11
Sebastian Smith	WR	Recorded team high 31 receptions on the season for a total 385 yards
Derrius Vick	QB	Completed 94 of his 160 passes for 1156 yards and eight touchdowns
Troy Watson	RT	Made an appearance in all 12 games on the season and started 11

Defense (7)	Pos.	2014 Statistics
Tarell Basham	DE	Totaled 33 tackles, including 15 solo stops and led the team with five sacks
Devin Bass	CB	Finished with 42 tackles (34 solo) and recorded nine pass breakups
Blair Brown	LB	Totaled 55 tackles, including 30 solo stops and four tackles for loss
Jovon Johnson	LB	Had a career high 67 tackles for the season, including 46 solo tackles
Quentin Poling	LB	Led the team with 89 total tackles on the season, and 60 solo stops
Casey Sayles	DL	Recorded 19 total tackles, with 11 assisted
Ian Wells	CB	Tallied 42 tackles (33 solo) and led the team with 12 pass breakups

Specialists (3)	Pos.	2014 Statistics
Mitch Bonnstetter	P	Tallied 63 punts, 2,631 yards (41.8 avg.) with a long of 64 yards
Daz'mond Patterson	KR/PR	526 yards from 24 kick returns and 136 yards from 15 punt returns
Josiah Yazdani	K	Connected on 17-of-26 on field goals while going 27-for-27 on extra points

Starters Lost (6)

Offense (1)	Pos.	2014 Statistics
Chase Cochran	WR	Led the team with 443 receiving yards on 21 receptions and one touchdown

Defense (4)	Pos.	2014 Statistics
Antwan Crutcher	DT	Tallied 36 tackles (15 solo) and had 1.5 tackles for loss
Cameron McLeod	DT	Recorded 39 tackles (15 solo) with two sacks and 1.5 tackles for loss
Thad Ingol	S	His 44 tackles (30 solo) was fourth on the team
Josh Kristoff	S	

Specialists (1)	Pos.	2014 Statistics
Miles Chapman	LS	Appeared in all 12 games recording six tackles



ROSTER

No.	Name	Pos.	No.	Name	Pos.	Ht./Wt.	Cl.	Hometown/Previous School
70	Adams, Zach	OL	2	Brunson, Curtis	CB	5-10/160	SO	Franklin, Mich./Farmington
64	Alcorn, Garrett	OL	2	Dixon, Ian	WR	5-7/167	RS SR	Athens, Ohio/Athens
92	Aloese, Cleon	DL	3	Sprague, JD	QB	6-1/200	RS JR	Cincinnati, Ohio/Mason
31	Amicone, Matt	K	4	Fox, Jalen	CB	5-11/176	RS FR	Cincinnati, Ohio/Wyoming
63	Anderson, Joe	OL	4	White, Papi	RB	5-9/166	RS FR	Seminole, Okla./Seminole
66	Arp, Brian	DL	5	Brown, Jarid	WR	6-0/186	RS SO	Huntingtown, Md./Fork Union Military Academy
8	Ball, Elijah	WR	5	Rodriguez, Malik	TE	6-3/205	RS JR	Brooklyn, N.Y./Poly Prep Country Day
93	Basham, Tarell	DL	6	Brentley, Julian	CB	5-11/185	RS FR	West Hills, Calif./Chaminade
37	Bass, Devin	CB	6	Smith, Sebastian	WR	6-3/183	JR	Columbus, Ohio/Pickerington Central
9	Belack, Kyle	WR	7	Patterson, Daz'mond	RB	5-7/177	SR	Plant City, Fla./Plant City
97	Berger, Kent	DL	7	Hagan, Javon	S	6-0/207	FR	Jacksonville, Fla./Trinity Christian Academy
23	Bonnstetter, Mitch	P	7	Maxwell, Quinton	QB	6-3/214	FR	Rayville, Mo./Richmond R-XVI HS
6	Brentley, Julian	CB	8	Ball, Elijah	WR	6-1/185	FR	Cincinnati, Ohio/Princeton High School
33	Brown, Blair	LB	9	Belack, Kyle	WR	5-11/190	FR	Myrtle Beach, S.C./Myrtle Beach High School
11	Brown, Cedric	WR	9	Meyer, Andrew	WR	6-0/185	RS FR	Canal Winchester, Ohio/Pickerington Central
83	Brown, Connor	TE	9	Williams, Mayne	S	5-11/175	FR	Cincinnati, Ohio/Colerain HS
28	Brown, Dorian	RB	10	Duckworth, Joey	QB	6-3/215	RS FR	Louisville, Ohio/Louisville
5	Brown, Jarid	WR	10	Stites, Randall	WR	5-10/175	RS JR	West Carrollton, Ohio/Lindsey Wilson
19	Brunis, Herman	WR	11	Brown, Cedric	WR	6-0/190	RS SO	Martinsburg, W. Va./Martinsburg
2	Brunson, Curtis	CB	11	Myers, Seth	S	6-3/230	RS FR	Sunbury, Ohio/Fork Union Military Academy
35	Carpenter, Nathan	S	12	Reid, Jordan	WR	6-3/198	RS JR	Stone Mountain, Ga./Parkview
13	Carter, Ryan	TE	13	Carter, Ryan	TE	6-6/240	RS JR	Reynoldsburg, Ohio/Ohio State University
98	Chukwu, Chukwudi	DL	13	Jones, Devin	S	6-1/202	RS SR	Sandusky, Ohio/Margaretta
58	Clack, Austin	LB	14	Cunningham, Grant	S	6-0/195	RS SO	Brecksville, Ohio/Brecksville-Broadview Heights
94	Colbert, Demetrius	DL	14	Gunnels, Cameron	CB	6-0/170	RS FR	Cincinnati, Ohio/Mason
52	Collins, Marcus	LB	14	Windham, Greg	QB	6-1/214	RS JR	Tampa, Fla./King
71	Cooper, Josh	OL	15	Vick, Derrius	QB	6-1/196	RS SR	Lincoln, Neb./Lincoln Southeast
85	Cope, Brendan	WR	16	Ellis, Bradd	CB	5-10/185	RS SO	Lebanon, Ohio/Lebanon
47	Crouch, Evan	LB	16	Krizancic, Conner	QB	6-2/200	RS FR	Mentor, Ohio/University of Minnesota
69	Crow, Blake	DL	17	Helton, Tim	WR	6-2/198	RS SO	Chesterland, Ohio/University of Cincinnati
14	Cunningham, Grant	S	17	Howell, Maxwell	CB	6-1/188	FR	West Palm Beach, Fla./Palm Beach Lakes
50	Daugherty, Travis	LB	18	Walker, Robbie	WR	5-9/180	SO	Reston, Va./Gonzaga College
24	Davis, Toran	S	18	Yoho, Matt	TE	6-3.5/209	SO	Columbus, Ohio/Morehead State
20	DiCillo, Bryan	LB	19	Brunis, Herman	WR	6-0/170	SO	Fairfield, Ohio/Fairfield
2	Dixon, Ian	WR	20	DiCillo, Bryan	LB	6-2/212	RS FR	Broadview Heights, Ohio/Walsh Jesuit
49	Donovan, Davon	LB	21	Irons, Maleek	RB	6-0/211	RS FR	Chilliwack, British Columbia/WJ Moutat Secondary
10	Duckworth, Joey	QB	21	Nelson, Kylan	S	5-10/180	SO	Lexington, Ky./Lafayette
72	Dudziak, Brennan	OL	22	Hardy, Bo	RB	5-10/195	RS JR	Galloway, Ohio/Capital University
16	Ellis, Bradd	CB	22	Layton, Brett	CB	5-11/180	SR	Redlands, Calif./Mt. San Jacinto College
89	Farkas, Michael	K	23	Bonnstetter, Mitch	P	5-11/187	SR	West Bend, Iowa/Iowa Central CC
4	Fox, Jalen	CB	24	Davis, Toran	S	6-0/206	RS JR	Lithonia, Ga./Southwest DeKalb
59	Frueauf, Chalmer	LB	26	Quallen, Corey	S	6-1/209	RS SO	Mason, Ohio/Mason
78	Gibbons, Nick	OL	27	Macer, Aaron	S	6-0/192	RS SR	Twinsburg, Ohio/Twinsburg
57	Graves, Taylor	LB	28	Brown, Dorian	RB	5-11/196	RS SO	Pittsburgh, Pa./Baldwin
40	Grilliot, Cody	LB	28	Miller, Ceth	LS	5-11/223	RS JR	Mount Vernon, Ohio/Ashland
45	Grimard, Oliver	WR	29	Terpin, Mike	CB	5-10/165	RS SR	Pittsburgh, Pa./Thomas Jefferson
53	Grimes, Marques	OL	29	Provitt, Langston	CB	5-11/180	FR	Venice, Fla./Venice High School
14	Gunnels, Cameron	CB	30	Hale, Jacob	OL/LS	6-2/220	FR	Powell, Ohio/Olentangy Liberty
7	Hagan, Javon	S	31	Amicone, Matt	K	5-6/166	RS JR	Zanesville, Ohio/Tri-Valley
30	Hale, Jacob	OL/LS	31	Key, Keith	DL	6-3/221	FR	Powell, Ohio/Bishop Hartley HS
22	Hardy, Bo	RB	32	Poling, Quentin	LB	6-0/219	RS SO	Spencerville, Ohio/Elida
81	Heitzman, Keith	TE	33	Brown, Blair	LB	6-0/230	RS JR	Moreno Valley, Calif./Rancho Verde
17	Helton, Tim	WR	34	Tautuaki, Watson	DL	6-2/304	RS SR	Sacramento, Calif./LA Harbor College
17	Howell, Maxwell	CB	35	Carpenter, Nathan	S	5-9/201	RS SR	Lancaster, Ohio/Lancaster
21	Irons, Maleek	RB	37	Bass, Devin	CB	5-9/190	RS SR	Omaha, Neb./Millard North
51	Johnson, Jovon	LB	38	Moore, Chad	LB	6-0/193	RS SO	Grove City, Ohio/Grove City
13	Jones, Devin	S	39	Yazdani, Josiah	K	5-10/216	RS SR	Albany, Ohio/Alexander
31	Key, Keith	DL	40	Grilliot, Cody	LB	6-0/214	RS SO	Clayton, Ohio/Northmont
46	Koons, Jacob	LB	41	Wells, Ian	CB	5-11/202	RS SR	Dayton, Ohio/Stebbins
16	Krizancic, Conner	QB	42	Scipio, Blake	S	5-11/187	RS JR	Hilliard, Ohio/Hilliard Bradley

BOBCAT FOOTBALL 2015 OHIO




ROSTER

No	Name	Pos.	Ht./Wt.	Cl.	Hometown/Previous School	No.	Name	Pos.
43	Taylor, Adrell	LB	6-1/205	FR	Omaha, Neb./Millard North	88	Kuhar, Kyle	DL
44	Sayles, Casey	DL	6-3/268	JR	Omaha, Neb./Omaha North	56	Langenkamp, Stephen	OL
45	Grimard, Oliver	WR	6-4/190	RS SO	Columbus, Ohio/St. Francis DeSales	99	Laseak, Kurt	DL
45	Ouellette, A.J.	RB	5-10/195	SO	Covington, Ohio/Covington	22	Layton, Brett	CB
46	Koons, Jacob	LB	6-0/218	RS FR	Athens, Ohio/Trimble	65	Lowery, Joe	OL
47	Croutch, Evan	LB	6-0/217	FR	Youngstown, Ohio/Boardman HS	67	Lucas, Mike	OL
48	Zervos, Louie	K	5-9/152	FR	Tarpon Springs, Fla./Tarpon Springs	27	Macer, Aaron	S
49	Donovan, Davon	LB	6-2/223	RS JR	Baltimore, Ohio/Liberty Union	82	Mangen, Troy	TE
50	Daugherty, Travis	LB	6-1/202	RS SO	Clarksville, Ohio/Clinton-Massie	80	Marhefka, Jerrid	WR
51	Johnson, Jovon	LB	6-0/215	RS SR	Solon, Ohio/Solon	7	Maxwell, Quinton	QB
52	Collins, Marcus	LB	6-0/222	RS SR	Yeadon, Pa./Savannah State University	74	McCray, Jared	OL
52	Pruehs, Jake	OL	6-2/285	SO	North Olmsted, Ohio/St. Edward	91	McKnight, Sam	DL
53	Stein, Erik	LB	6-0/215	RS FR	Columbus, Ohio/Dublin Coffman	75	McQueen, Mike	OL
53	Grimes, Marques	OL	6-5/319	FR	Southfield, Mich./Southfield	9	Meyer, Andrew	WR
54	Porter, Tony	DL	6-1/289	RS SO	Lawrenceville, Ga./Peachtree	28	Miller, Ceth	LS
54	Powell, Lucas	OL	6-3/296	RS SR	Edgerton, Kan./Gardner Edgerton	38	Moore, Chad	LB
55	Stephens, Tony	DL	6-2/245	RS FR	Fairfield, Ohio/Fairfield	86	Morgan, Mason	TE
56	Langenkamp, Stephen	OL	6-2/285	SO	Liberty Township, Ohio/Moeller	69	Murdock, Zack	OL
56	Payne, Andrew	DL	6-1/261	RS FR	Danville, Ohio/Shawnee State	11	Myers, Seth	S
57	Graves, Taylor	LB	6-2/200	RS JR	Union, N.J./Hudson Valley CC	21	Nelson, Kylan	S
57	Wood, Durrell	OL	6-2/306	RS SO	Columbus, Ohio/Groveport Madison	45	Ouellette, A.J.	RB
58	Clack, Austin	LB	6-0/215	FR	Tipp City, Ohio/Tippecanoe	7	Patterson, Dazmond	RB
59	Frueauf, Chalmer	LB	6-3/235	RS FR	Cincinnati, Ohio/Moeller	56	Payne, Andrew	DL
60	Pleasants, Austen	OL	6-7/295	FR	Ironton, Ohio/Dawson-Bryant Coal Grove	60	Pleasants, Austen	OL
63	Anderson, Joe	OL	6-6/320	SO	Torrance, Calif./El Camino College	32	Poling, Quentin	LB
64	Alcorn, Garrett	OL	6-4/271	RS SO	Beavercreek, Ohio/Beavercreek	54	Porter, Tony	DL
65	Lowery, Joe	OL	6-6/290	SO	Tallmadge, Ohio/Tallmadge	54	Powell, Lucas	OL
66	Arp, Brian	DL	6-3/256	FR	Kearney, Neb./Kearney	29	Provitt, Langston	CB
67	Lucas, Mike	OL	6-4/313	RS SR	Chicago, Ill./Saint Patrick	52	Pruehs, Jake	OL
69	Crow, Blake	DL	6-2/247	RS JR	Meigs, Ohio/Meigs	95	Purdum, Brandon	DL
69	Murdock, Zack	OL	6-6/267	RS SO	Dublin, Ohio/Dublin Coffman	26	Quallen, Corey	S
70	Adams, Zach	OL	6-4/272	RS SO	Roswell, Ga./Roswell	73	Ready, Jacob	OL
71	Cooper, Josh	OL	6-2/309	RS JR	Yazoo City, Miss./Mississippi Delta CC	12	Reid, Jordan	WR
72	Dudziak, Brennan	OL	6-5/250	RS FR	Pickerington, Ohio/Pickerington Central	96	Robbins, Kevin	DL
73	Ready, Jacob	OL	6-5/292	FR	Cleveland, Ohio/St. Ignatius HS	5	Rodriguez, Malik	TE
74	McCray, Jared	OL	6-5/320	SO	Minford, Ohio/Minford	84	Sawyer, Kawmae	WR
75	McQueen, Mike	OL	6-6/287	RS SR	Garfield Heights, Ohio/Garfield Heights	44	Sayles, Casey	DL
78	Gibbons, Nick	OL	6-5/303	RS JR	Stone Mountain, Ga./Stephenson	42	Scipio, Blake	S
79	Watson, Troy	OL	6-6/293	RS JR	Aurora, Ohio/Aurora	90	Smart, Trent	DL
80	Marhefka, Jerrid	WR	5-11/183	RS SO	St. Clairsville, Ohio/St. Clairsville		Smith, Charles	S
81	Heitzman, Keith	TE	6-4/255	RS SR	Hilliard, Ohio/Michigan	6	Smith, Sebastian	WR
82	Mangen, Troy	TE	6-5/252	JR	Union, Ohio/Northmont	3	Sprague, JD	QB
83	Brown, Connor	TE	6-6/245	RS FR	Miamisburg, Ohio/Miamisburg	53	Stein, Erik	LB
84	Sawyer, Kawmae	WR	6-0/192	RS SR	Cleveland, Ohio/Villa Angela - St. Joseph	55	Stephens, Tony	DL
85	Cope, Brendan	WR	6-2/189	RS SO	Warren, Ohio/Howland	10	Stites, Randall	WR
86	Morgan, Mason	TE	6-6/259	RS SO	Cincinnati, Ohio/Sycamore	34	Tautuiaki, Watson	DL
88	Kuhar, Kyle	DL	6-5/275	RS FR	Avon Lake, Ohio/Avon Lake	43	Taylor, Adrell	LB
89	Farkas, Michael	K	6-3/170	FR	Mishawaka, Ind./Marian	29	Terpin, Mike	CB
90	Smart, Trent	DL	6-3/249	RS SO	Wilmington, Ohio/Clinton-Massie	15	Vick, Derrius	QB
91	McKnight, Sam	DL	6-3/267	FR	Cleveland Heights, Ohio/Glenville HS	18	Walker, Robbie	WR
92	Aloese, Cleon	DL	6-0/297	RS SO	Pago Pago, A.S./Tafuna	79	Watson, Troy	OL
93	Basham, Tarell	DL	6-4/250	JR	Rocky Mount, Va./Hargrave Military Academy	41	Wells, Ian	CB
94	Williams, Jaylin	DL	6-0/227	RS FR	Steubenville, Ohio/Steubenville	4	White, Papi	RB
94	Colbert, Demetrius	DL	6-1/250	FR	Cincinnati, Ohio/Colerain HS	94	Williams, Jaylin	DL
95	Purdum, Brandon	DL	6-3/270	RS SR	London, Ohio/Jonathan Alder	9	Williams, Mayne	S
96	Robbins, Kevin	DL	6-4/265	JR	District Heights, Md./Iowa Western CC	14	Windham, Greg	QB
97	Berger, Kent	DL	6-4/249	RS FR	Mentor, Ohio/Mentor	57	Wood, Durrell	OL
98	Chukwu, Chukwudi	DL	6-2/230	FR	Wheeling, W.V./Linsly	39	Yazdani, Josiah	K
99	Laseak, Kurt	DL	6-4/236	RS JR	Mentor, Ohio/Mentor	18	Yoho, Matt	TE
	Smith, Charles	S	6-1/195	FR	Toledo, Ohio/Central Catholic	48	Zervos, Louie	K



COACHING STAFF



FRANK SOLICH

HEAD COACH, 10TH SEASON

Nebraska '66

11th Season at Ohio (72-56, 47-31 MAC)

17th Season Overall (130-75)

- Led Ohio to back-to-back bowl wins and its first ever bowl win in 2011, winning the Famous Idaho Potato Bowl.
- Directed Ohio to 62 wins since the start of the 2006 season.
- Led Ohio to five straight bowl games (2009-13).
- Led the Bobcats to six-straight years of bowl eligibility (2009-present)
- Coached 67 All-MAC Players.
- 2006 Mid-American Conference Coach of the Year.
- Served as the head coach of the Aina Team at the 2005 Hula Bowl.
- 1999 and 2001 Big 12 Coach of the Year.

Head Coach Frank Solich has continued a storybook turnaround during his tenure at Ohio University. Now in his 11th season (17th overall), the Bobcats have been bowl-eligible in eight of the last 10 years, having won 68 games since 2006 - the most among any team in the Mid-American Conference East Division - and have had student-athletes selected in the NFL Draft in five of the past seven seasons.

This past season, Solich led the Bobcats to their sixth-straight season of bowl eligibility, finishing 6-6 overall and 3-3 in the MAC. The Bobcats also earned their second-straight battle of the Bricks victory, scoring 24 unanswered points to down the RedHawks as time expired.

the 2014 season saw A.J. Ouellette, a walk-on freshman, step up and earn a starting spot at the runningback position. Ouellette rushed for 785 yards and scored seven touchdowns on the ground. He also recorded 133 receiving yards and scored three touchdowns from the air.

At the end of the season, four Bobcats earned spots on the All-MAC team, including Punt return specialist Daz Patterson, offensive lineman Lucas Powell, outside linebacker Jovon Johnson and down lineman Tarell Basham.

The 2014 season also saw Mitch Bonnstetter, Aaron Bradley, Dorian Brown, Chase Cochran, Cody Grilliot, Davon Henry, Josh Kristoff, Kurt Laseak, Troy Mangen, Quentin Poling, Kendrick Smith, Mike Terpin and Josiah Yazdani earn spots on the Academic All-MAC team.

In 2013, Solich guided the Bobcats to their fifth-consecutive bowl appearance. In addition, Ohio picked up its third straight win in its Battle of the Bell rivalry over Marshall, which would go on to play in the 2013 Conference

USA Championship game.

Under Solich's leadership in 2013, the Bobcats scored 336 points, which currently ranks eighth on Ohio's all-time Top 10 list. Defensively, Ohio held five of its opponents to fewer than 300 yards of total offense. The Bobcat defensive unit also tallied 34 sacks, which is currently tied for second all-time in a single season.

Following the year, Ohio earned six slots on the 2013 MAC All-Conference with Devin Bass (kick returner) and Travis Carrie (punt returner) both earning spots on the All-MAC First Team.

In 2012, Solich directed Ohio to its best start to a season since the 1968 campaign as the Bobcats opened the year 7-0. The Bobcats' 7-0 start included a thrilling 24-14 victory over Penn State in front of a nationally-televised audience.

After opening the year 7-0, Ohio earned a spot in all three major college football polls for the first time in school history - Associated Press, USA Today and the Bowl Championship Series standings.

Following the 2012 campaign, Ohio placed six individuals on the 2012 MAC All-Conference teams and earned a bid to the 2012 Advocate V100 Independence Bowl to punch its ticket to a fourth-consecutive bowl trip.

In the Independence Bowl, Ohio did not disappoint as it defeated Louisiana-Monroe 45-14 to pick up its second-straight bowl victory. The Bobcats also set or tied 11 bowl records in the win, including the mark for total yards as they finished with 556.

The 2012 season also saw the emergence of running back Beau Blankenship. In his first season as a starter, Blankenship set the single season rushing record of 1,604 yards under Solich's watch. He also rushed for 15 touchdowns as he averaged just over five yards per carry.

In his seven previous seasons as Ohio's head coach, Solich guided the Bobcats to an impressive 50-40 record. In 2011, Solich led the Bobcats to their first-ever bowl win as Ohio defeated Utah State 24-23 in the Famous Idaho Potato Bowl to finish the year 10-4.

Ohio's win over the Aggies gave the Bobcats their first 10-win season since 1968. The Bobcats' 10 wins were also the most among division I-A teams from the state of Ohio. The Bobcats four losses came by a combined total of just 19 points (4.75 points per game).

Solich's 2011 Bobcat squad set 47 school records, won six of the team's last seven games and had a league-best 11 players on the MAC All-Conference teams. In addition, Solich picked up his 100th career victory following a convincing 30-3 victory over Gardner-Webb on Sept. 10.

Among the 11 players selected All-MAC, place kicker Matt Weller was named Special Teams Player of the Year, offensive lineman Joe Flading was named First Team and quarterback Tyler Tettleton became the first Ohio signal-caller to be named all-league since 1985. Under Solich's watchful eye, Tettleton re-wrote Ohio's single season



COACHING STAFF

record book as he set 12 records and became the first quarterback in school history to pass for 3,000 yards in one year, while in the process throwing a program-best 28 touchdowns.

The 2011 campaign also saw Ohio defeat arch-rival Miami for the sixth-consecutive season - the program's longest winning streak since it won six straight from 1937-1942. Since Solich took over in 2005, Ohio has only suffered two losses to Miami.

In 2010, the Bobcats went to the New Orleans Bowl, making the program's fifth bowl appearance and third in the past five seasons.

Following the season, seven student-athletes were named All-MAC and quarterback Boo Jackson finished his career as Ohio's career leader in completion percentage (.604), pass efficiency (136.3), total offense per play (6.18), passing yards per attempt (7.7) and touchdown passes (38). He also finished the season with 26 total touchdowns, 48 in his career, which is fourth all-time. He also accumulated 18 passing touchdowns in 2010 (fourth all-time on the single-season list).

The 2009 season was equally successful as the senior class compiled 28 victories during its four years on campus. In addition, Ohio boasted a school-record 12 All-MAC selections with four capturing All-America honors en route to a second MAC East title in the squad's last four years. Solich was named the conference coach of the year by Phil Steele.

Following back-to-back seasons of bowl eligibility, the Bobcats followed it up with an offensive outburst that rewrote many of Ohio's all-time team and individual records in Frank Solich's fourth year at the helm. In 2008, the Bobcats' aerial attack set three school single-season passing records, including passing yards, passing yards per game and touchdown passes all of which stood until the conclusion of the 2011 season.

Overall, Ohio also totaled 4,337 yards of total offense, which at the time was the third-highest total in school history. Following the year, six players garnered All-MAC recognition, while in the classroom, five picked up Academic All-MAC awards.

Perhaps the best individual honor under Solich came with safety Mike Mitchell being drafted by the Oakland Raiders in the second round of the NFL Draft (47th overall), becoming the highest drafted Bobcat since 1948 and the highest under Solich.

With Solich as coach in 2007, Kalvin McRae became the first Ohio player in history to rush for 1,000 yards in three consecutive seasons. Other players achieved success for the offense as well, with tight end Andrew Mooney setting the single-season Bobcat touchdown reception record and quarterback Brad Bower tying the career record for most yards per pass.

In 2006, Solich guided Ohio to its first MAC East Division championship, the program's first MAC title of any kind since 1968, earning the Bobcats a spot in the GMAC Bowl, which marked the Bobcats' first bowl game since that same 1968 season.

Following the year, Solich was rewarded with MAC Coach of the Year honors, marking the third time in eight seasons in which he had won his league's coach of the year award. Ohio's five-win improvement from 2005 (4-7) to 2006 (9-5) tied for the sixth-best turnaround in the nation.

In his first three seasons, Solich guided the Bobcats to 19 victories in his first three campaigns after the squad had won 11 games in the previous four seasons. Since his arrival, Solich has coached 63 All-MAC players.

His players have also gained national recognition. At the conclusion of the 2011 season, Joe Flading earned SI.com All-America honors. In 2009, LaVon Brazill and Noah Keller were named to various All-America teams, while Matt Weller and Gerald Moore were tabbed as Freshman All-Americans. In 2005, Dion Byrum became Ohio's first non-special teams All-American since 1968, and three rookies have been honored on The Sporting News Freshman All-America squads.

Ohio has also seen an increase of national television exposure since Solich's arrival in 2005 and has also seen an increased level of exposure in the media as it was featured in *Sports Illustrated*, *USA Today*, *The New York Times* and *Boston Globe*.

Since Solich arrived in Athens, Bobcat players have been named to watch lists for such prestigious honors as the Maxwell Award, the Butkus Award, the Lombardi Trophy, the Lott Trophy, the Davey O'Brien Award, Johnny Unitas Golden Arm Award, Manning Award, the Biletnikoff Award and the Nagurski Trophy. Byrum was a semifinalist for the Jim Thorpe Award, presented to the nation's top defensive back, in 2005.

Off the field, Solich is equally proud of his player's accomplishments in the classroom. In the past four seasons, the Bobcats have had 31 Academic All-MAC selections. He has also had two seasons where an Ohio player has been named a semifinalist for the Draddy Trophy, one of the most prestigious academic honors in college football. Academic success is nothing new for Solich's teams. While head coach at Nebraska, almost 90 percent of his student-athletes earned their degree. Seven times Huskers earned first-team CoSIDA Academic All-America honors and on four other occasions, second-team honors were bestowed.

Solich was named the Bobcats' head coach on Dec. 17, 2004. In short order he assembled a talented and tested coaching staff, coordinated recruiting efforts to assure a steady stream of outstanding student-athletes to the program, supervised a highly productive off-season weight program producing dozens of personal bests and concluded all-business spring drills introducing his players to tried and true offensive and defensive schemes.

Solich's arrival brought a renewed enthusiasm to the Bobcat football program. Ohio used that spark to begin a massive renovation of Peden Tower to better serve its student-athletes.

The momentum carried over into Solich's first season on the sidelines at Peden Stadium. Solich's first win at Ohio came against defending Big East champion Pittsburgh in his home debut. Dion Byrum's two interception returns for touchdown on national television in an overtime victory put the Bobcats on the national stage. The win was one of only two victories for MAC teams against BCS-conference opponents during that season.

Solich arrived in Athens after six seasons as the head coach at the University of Nebraska. Solich spent nearly 30 years as part of the Nebraska program as a player, assistant coach and head coach. A Big 12 Coach of the Year in 1999 and 2001, Solich produced nine-win seasons in five of his six years as head coach of the Huskers. In 1999, 2000 and 2001, he generated 12, 10 and 11 win seasons, respectively. He also generated six-consecutive bowl appearances including a 2001 run at the national championship against Miami in the Rose Bowl.

Under Solich's leadership, Nebraska spent 54 consecutive weeks in the Associated Press Top 10. In his first five seasons as Husker head coach, Solich won 49 games, more than both his storied predecessors, Bob Devaney and Dr. Tom Osborne, in their first five years at Nebraska.

Moving on from Nebraska following a 2003 season in which his Huskers went 10-3, Solich was nevertheless determined to stay as close as possible to the college game until just the right opportunity came along. In a unique professional development opportunity all too often ignored by colleagues, Solich chose to travel the college and professional ranks to update his knowledge of the game, broaden his perspectives on its nuances and challenges and ready himself for the next great challenge.

Stepping back from the sideline included wide-ranging visits to some of Division I-A's top programs as well and the schedule included much more than a courtesy call. His ambitious fact-finding odyssey included stops at Oklahoma, Texas, Wisconsin, Miami and Southern California.

Coming from his native Cleveland to Lincoln back in 1962, he was recruited to play fullback for the Cornhuskers as a part of Bob Devaney's first class of freshmen. During his time in the Husker program, Nebraska went 9-2, 10-1, 9-2 and 10-1. He earned All-Big Eight honors in 1965 and was the first Husker to rush for 200 yards in a game. His place in the Nebraska tradition was formalized with his induction into the Nebraska Football Hall of Fame in 1992.

While his accomplishments as a player were impressive, his work as a gifted teacher and assistant coach perhaps had as much to do with his arrival in the shrine as anything. Nine of the 15 seasons he served as running backs coach, Nebraska led the nation in rushing. He recruited and coached 1983 Heisman winner Mike Rozier and produced at least one all-conference running back in thirteen of the fifteen years he mentored that position. As a head coach, Solich mentored Eric Crouch to the 2001 Heisman Trophy.



COACHING STAFF

SOLICH VS. ALL OPPONENTS

Team.....	W	L
Alabama-Birmingham	1	0
Akron	8	2
Arizona.....	0	1
Arizona State.....	1	0
Austin Peay	1	0
Ball State.....	2	2
Baylor.....	2	0
Bowling Green	4	6
Buffalo	6	4
Cal Poly	1	0
California.....	2	0
Central Michigan	1	6
Connecticut.....	0	1
Colorado.....	4	2
East Carolina	0	1
Eastern Illinois.....	1	0
Eastern Michigan	5	0
Gardner-Webb	2	0
Idaho.....	1	0
Illinois	1	0
Iowa	2	0
Iowa State	5	1
Kansas.....	6	0
Kansas State.....	2	4
Kent State	5	4
Kentucky	0	1
Louisiana	2	0
Louisiana-Monroe.....	1	0
Louisiana Tech.....	1	0
Louisville.....	0	1
Marshall.....	3	3
Massachusetts.....	2	0
McNeese State	1	0
Miami (Fla.)	0	1
Miami (Oh).....	8	2
Mississippi.....	0	1
Missouri	5	2
New Mexico State.....	2	0
Norfolk State	1	0
North Texas	2	0
Northern Illinois.....	2	2
Northwestern.....	1	2
Notre Dame.....	2	0
Ohio State	0	2
Oklahoma	1	1
Oklahoma State	3	1
Penn State.....	2	1
Pittsburgh	1	0
Rice	1	0
Rutgers	0	2
San Jose State	1	0
Southern Mississippi	2	1
Temple	4	1
Tennessee	1	1
Tennessee-Martin	1	0
Texas	1	4
Texas A&M	3	1
Texas Christian	1	0
Texas Tech	2	0
Toledo	0	3
Troy	3	1
Utah State	3	0
VMI	1	0
Virginia Tech.....	0	2
Washington.....	1	0
Western Michigan	2	2
Wofford	1	0
Wyoming	0	2
TOTALS	130	75

THE FRANK SOLICH FILE ...

Collegiate Coaching Experience

Year	Head Coach	State
2005-present	Head Coach	Ohio
<ul style="list-style-type: none"> • 72-56 overall, 47-32 MAC (11th season) • Led Ohio to its first-ever Bowl victory • Has guided Ohio to 66 wins since 2006. • Served as head coach for the Aina Team at the 2005 Hula Bowl • Guided Ohio to one of the biggest turnarounds in college football during his second season with the Bobcats, improving from 4-7 in 2005 to 9-5 in 2006 • Led Ohio to MAC East Division Championships in 2006, 2009 and 2011 • Appearances in 2007 GMAC Bowl, 2009 Little Caesars Pizza Bowl, 2010 R+L Carriers New Orleans Bowl, 2011 Famous Idaho Potato Bowl, 2012 Advocate 100 Independence Bowl and 2013 Beef 'O' Brady's Bowl. 		
1998-2003	Head Coach	Nebraska
<ul style="list-style-type: none"> • Compiled a 58-19 (.753) record • Big 12 Coach of the Year (1999, 2001) • Coached Huskers to the 1999 Big 12 title 		
1983-98	Asst. Head Coach/Running Backs	Nebraska
<ul style="list-style-type: none"> • Promoted to assistant head coach in 1991 • Team led the nation in rushing nine times • Mentored an all-conference back 13 times in 15 seasons. • Coached and recruited two Heisman Trophy winners (Mike Rozier, 1983; Eric Crouch, 2001) • Coached more than 250 professional players in 24 years at Nebraska 		
1979-83	Freshman Head Coach	Nebraska
<ul style="list-style-type: none"> • Coached team to a 19-1 record (.950) 		

EDUCATION

1966	Bachelor's of Science	Nebraska
1972	Master's of Education	Nebraska

PLAYING EXPERIENCE

1962-65	Fullback	Nebraska
<ul style="list-style-type: none"> • Three-year letterwinner • All-Big 8 Conference • Co-Captain in 1965 • Set Nebraska single-game rushing record for fullbacks (204 yds.) 		
1965	Baseball	Nebraska

SOLICH YEAR-BY-YEAR

Year	School	W	L	Conf.	Bowl
1998	Nebraska	9	4	5-3	Holiday Bowl (L)
1999	Nebraska	12	1	7-1	Fiesta Bowl (W)
2000	Nebraska	10	2	6-2	Alamo Bowl (W)
2001	Nebraska	11	2	7-1	Rose Bowl (L)
2002	Nebraska	7	7	3-5	Independence Bowl (L)
2003	Nebraska	9	3	5-3	---
2005	Ohio	4	7	3-5	---
2006	Ohio	9	5	7-1	GMAC Bowl (L)
2007	Ohio	6	6	4-4	---
2008	Ohio	4	8	3-5	---
2009	Ohio	9	5	7-1	Little Caesars Pizza Bowl (L)
2010	Ohio	8	5	6-2	R+L Carriers New Orleans Bowl (L)
2011	Ohio	10	4	6-2	Famous Idaho Potato Bowl Champions (W)
2012	Ohio	9	4	4-4	Independence Bowl Champions (W)
2013	Ohio	7	6	4-4	Beef'O' Brady's Bowl (L)
2014	Ohio	6	6	3-3	---
Totals	16th Year	130	75	80-46	11 (4-7)

OHIO COACHING VICTORIES LIST

	Coach	W	L	T	Seasons
1.	Don Peden	121	46	11	1924-46
2.	Bill Hess	108	91	4	1958-77
3.	Frank Solich	71	56	0	2005-pres.
4.	Carroll Widdoes	42	36	5	1949-57
5.	Jim Grobe	33	33	1	1995-2000
6.	Brian Burke	31	34	1	1979-84



COACHING STAFF

OHIO'S RECORD UNDER FRANK SOLICH WHEN ...

	Total		2014		2013		2012		2011		2010		2009		2008		2007		2006		2005	
	W	L	W	L	W	L	W	L	W	L	W	L	W	L	W	L	W	L	W	L	W	L
Ohio scores first	46	14	4	1	6	2	5	2	7	1	6	0	6	1	2	3	3	2	5	1	2	1
Opponent scores first	27	41	2	5	1	4	4	2	3	3	2	5	3	5	2	5	3	4	4	4	2	6
Ohio leads after 1st quarter	42	10	3	0	5	1	3	1	4	1	6	1	7	1	2	2	5	2	5	0	2	1
Tied after 1st quarter	18	13	2	2	2	1	2	0	3	2	2	0	1	1	1	1	1	2	4	1	1	3
Opponent leads after 1st quarter	12	33	1	4	0	4	4	3	3	1	0	4	1	3	1	5	0	2	1	4	1	3
Ohio leads at half	59	7	5	0	7	0	8	0	7	1	6	0	7	0	4	4	4	2	7	0	4	0
Opponent leads at half	9	45	1	5	0	6	1	4	2	3	1	4	1	4	0	4	2	3	2	5	0	7
Tied at half	3	4	0	1	0	0	0	0	1	0	1	1	1	1	0	0	0	1	0	0	0	0
Ohio leads after 3rd quarter	61	7	5	0	7	0	6	0	7	1	8	1	6	0	4	3	5	2	9	0	4	0
Tied after 3rd quarter	2	3	0	0	0	0	1	0	1	2	0	1	0	0	0	0	0	0	0	0	0	0
Opponent leads after 3rd quarter	9	44	1	6	0	5	2	4	2	1	0	3	3	5	0	5	1	3	0	5	0	7
Ohio has 100-yard rusher	42	7	2	1	2	0	8	2	6	0	3	0	2	0	3	0	5	2	8	0	3	2
Opponent has 100-yard rusher	17	33	1	4	2	5	2	3	2	2	1	2	1	3	4	2	2	4	2	2	0	4
Ohio runs for less than 100	6	33	0	3	1	4	0	1	0	1	0	4	1	4	1	4	1	3	1	5	1	4
Opponent runs for less than 100	29	6	5	1	2	0	3	0	5	0	4	1	2	1	1	3	2	0	3	0	2	0
Ohio runs for 100-149	10	17	1	2	2	2	1	1	2	2	0	1	3	1	0	4	0	2	1	0	0	2
Opponent runs for 100-149	19	9	0	0	2	0	3	1	2	0	2	2	3	1	1	0	1	0	3	3	2	2
Ohio runs for 150-199	14	3	3	1	0	0	2	1	0	0	3	0	3	0	1	0	1	0	1	0	0	1
Opponent runs for 150-199	11	18	0	1	2	1	2	1	1	4	1	1	2	2	1	4	1	1	1	1	0	2
Ohio runs for 200+	44	5	3	1	5	0	6	1	8	1	5	0	2	0	2	0	4	2	6	0	3	0
Opponent runs for 200+	12	20	0	3	1	5	1	2	2	0	1	1	2	1	1	1	2	3	2	1	0	3
Ohio passes for less than 100	7	5	0	1	0	0	0	0	0	0	1	1	0	0	0	0	0	1	5	0	1	2
Opponent passes for less than 100	9	4	0	0	0	0	0	1	2	0	2	0	2	1	1	1	0	0	2	1	0	0
Ohio passes for 100-199	27	25	4	2	0	3	3	1	2	0	3	2	5	4	1	2	3	1	3	5	3	5
Opponent passes for 100-199	25	15	1	2	6	1	4	1	4	0	0	2	4	1	0	4	1	2	4	2	1	0
Ohio passes for 200-299	31	18	2	2	5	0	4	2	8	3	4	2	3	0	2	5	3	4	0	0	0	0
Opponent passes for 200-299	23	23	4	2	0	3	3	1	0	3	3	2	0	2	3	1	5	3	3	1	2	5
Ohio passes for 300+	10	6	0	1	3	1	2	1	2	1	0	0	1	1	1	1	0	0	1	0	0	0
Opponent passes for 300+	13	12	1	2	1	1	2	1	2	1	3	1	3	1	0	2	0	0	0	1	1	2
Ohio scores less than 20 points	6	36	1	5	0	4	0	2	1	0	0	3	1	4	0	5	0	2	3	5	1	6
Opponent scores less than 20 points	35	2	3	0	3	0	5	0	4	0	5	0	5	0	1	2	2	0	6	0	1	0
Ohio scores 20-29 points	16	16	2	1	1	2	2	2	3	3	0	2	3	1	1	3	1	1	3	0	0	1
Opponent scores 20-29 points	26	24	3	3	3	1	3	3	4	3	2	3	2	4	1	3	3	0	3	3	2	1
Ohio scores 30-39 points	30	3	3	0	2	0	3	0	3	1	7	0	3	0	0	0	4	2	2	0	3	0
Opponent scores 30-39	10	18	0	1	1	2	2	0	1	2	1	0	3	1	1	2	0	3	0	2	1	5
Ohio scores 40+ points	18	1	0	0	4	0	4	0	3	0	1	0	1	0	3	0	1	1	1	0	0	0
Opponent scores 40+ points	2	12	0	2	0	3	0	1	0	0	0	2	0	0	1	1	1	2	0	0	0	1
Ohio commits more turnovers	17	34	3	4	1	4	1	1	4	2	2	5	1	1	1	5	1	3	3	4	0	4
Ohio commits less turnovers	44	11	3	2	5	0	8	1	4	1	5	0	7	1	2	1	5	3	2	1	4	1
Turnovers are equal	10	12	0	0	1	2	0	2	2	1	1	0	1	3	1	2	0	0	4	0	0	2
Ohio commits more penalties	32	29	3	4	3	1	3	3	4	2	3	3	3	2	2	6	4	3	5	3	2	3
Ohio commits fewer penalties	34	20	3	2	4	5	6	1	5	0	5	2	3	3	1	1	2	1	4	1	1	4
Penalties are equal	6	6	0	0	0	0	0	0	1	2	0	0	3	0	1	1	0	2	0	1	1	0
Ohio has more time of possession	42	18	5	2	2	0	4	3	6	1	5	1	5	1	2	4	4	1	6	4	3	1
Opponent has more time of possession	28	39	1	4	5	6	4	1	3	4	3	4	4	4	2	4	2	5	3	1	1	6
Playing on natural grass	4	7	0	1	0	0	1	0	1	0	1	0	0	1	0	1	1	1	0	0	0	3
Playing on turf	68	49	6	5	7	6	8	4	9	4	7	5	9	4	4	7	5	5	9	5	4	4
Overtime games	2	0	0	0	0	0	0	0	0	0	0	0	1	0	0	0	0	0	0	0	1	0
Wearing black jerseys	7	3	0	1	3	1	2	1	2	0	0	0	0	0	0	0	0	0	0	0	0	0
Wearing green helmets	11	4	4	2	2	3	5	1	0	0	0	0	0	0	0	0	0	0	0	0	0	0



COACHING STAFF



TIM ALBIN

ASSISTANT HEAD COACH/OFFENSIVE
COORDINATOR/RBs
11TH SEASON
NW Oklahoma State '89

Tim Albin joined the Ohio Football coaching staff as offensive coordinator on Jan. 4, 2005, reuniting with Frank Solich after four seasons together at Nebraska. The 2015 season will mark Albin's 11th year in Athens.

Since his arrival in Athens, Albin has produced offensive units that have consistently ranked among the top of the Mid-American Conference. He also has directed an offensive attack that has practically rewritten all of Ohio's passing records and single season scoring records.

In the past nine seasons, Albin's offensive units rank No. 1, 2, 4, 5, 6 and 7 on the Ohio all-time Top 10 single season scoring list. The Bobcats 356 points scored in 2013 rank No. 6 on Ohio's all-time single season scoring list.

Last year's offense totaled 4443 yards of offense which ranks fifth all-time in program history. The combination of Derrius Vick and JD Sprague proved to be dynamic through the air as the quarterbacks combined to pass for 2474 yards for the season which is sixth all-time in program history.

The Bobcat offense found a balanced attack with AJ Ouellette in the backfield. The freshman ran for 785 yards ranking him only behind Kareem Wilson for most yards on the ground for a freshman.

In 2013 under Albin's watchful eye, Ohio's offensive attack averaged 379.4 yards per game and surpassed 400 yards of total offense in seven games during the 2013 campaign. The Bobcats closed the year with 4,932 yards of total offense.

The 2013 campaign also marked the final season of Ohio's most prolific offensive trio in school history as quarterback Tyler Tettleton, running back Beau Blankenship and wide Donte' Foster all concluded their respective collegiate careers.

Albin recruited all three players and all three players flourished in his offensive scheme. At the end of their respective careers, Tettleton, Blankenship and Foster accounted for over 25,000 yards of total offense and 128 touchdowns.

Tettleton finished his career at Ohio with 27 school records and once again passed for over 2,500 yards through the air. He is the only quarterback in school history to pass for over 2,500 yards in three-consecutive seasons.

Blankenship closed his senior campaign with 910 yards rushing and five touchdowns. He finished his career fifth on the all-time rushing list with 2,976 yards.

Foster concluded his senior campaign with his best single-season of his career as he finished with 1,018 yards receiving and seven touchdowns. The Guthrie, Okla., native became just the second wide receiver in school history to surpass 1,000 yards receiving. He also finished his career with the most all-time touchdown receptions (21). Following the year, Foster was selected to the All-MAC Second Team.

In 2012, Albin's offensive unit that accounted for 5,782 yards. In fact, Ohio was one of just four teams in the Mid-American Conference to post 5,500-yards or more of total offense in 2012 (Northern Illinois, Ball State and Toledo). Ohio had seven games in which it surpassed 450 yards of total offense.

Albin's offensive unit played a major role in Ohio's 45-14 victory in the Advocate V100 Independence Bowl. In the win, the Bobcats' 556 yards of total offense served as an Independence Bowl record, while their 45 points tied the Bowl record. Following the game, Blankenship and Tettleton were named Co-Offensive Most Valuable Players of the Independence Bowl.

Ohio's 2012 offensive unit averaged over 30 points per game for the second straight season and the third time in the last six years. In addition, the Bobcats scored 40-or-more points in four different games.

The 2012 campaign also saw Blankenship rush for a single-season school record 1,604 yards and 15 touchdowns. He became the eighth running back in school history to rush for over 1,000 yards in a single season. Following the year, Blankenship was named All-MAC Second Team. Offensive lineman Skyler Allen and Eric Herman joined Blankenship on the All-MAC Second Team. Since taking over as offensive coordinator in 2005, Albin has coached 26 All-MAC players and All-Americans LaVonn Brazill (2009) and Joe Flading (2011).

Tettleton once again posted a memorable season under Albin's direction as he passed for 2,844 yards and 18 touchdowns, while throwing just four interceptions in 12 games.

In April of 2013, Herman became the third offensive player to be selected in the NFL Draft over the last four years as he was drafted by the New York Giants in the seventh round.

In 2011, Albin's offensive scheme led to the most prolific year in school history. Ohio set eight team single-season offensive records, posting school standards for most yards gained (6,241), most passing yards gained (3,482), most offensive plays (1,026), average yards per game (445.8), passing attempts (429), most points scored (427), most passing completions (276) and most passing yards per game (248.7).

Under Albin's watchful eye, Tettleton re-wrote the Bobcats' single season record book in his first-year as a starting quarterback as he set 12 school standards, while becoming the first signal caller in program history to throw for over 3,000 yards. In addition,

Tettleton accounted for 38 total touchdowns (28 passing and 10 rushing) and nearly 4,000 yards of total offense (3,960) en route to being named All-MAC Third Team.

The 2011 Ohio offensive unit also produced record-breaking performances from Brazill and Donte' Harden as the two combined to set eight single-season records. Brazill would go on to finish his career as the program's all-time leader for receiving yards (2,511) and receptions (189).

At the end of the year, a league-best six Bobcats were named to the MAC's All-League team on the offensive side of the ball.

In April of 2012, Brazill was selected in the sixth round of the NFL Draft by the Indianapolis Colts.

In 2010, Boo Jackson finished his career as Ohio's career leader in completion percentage (.604), pass efficiency (136.3), total offense per play (6.18), passing yards per attempt (7.7) and touchdown passes (38). He also finished the season responsible for 26 touchdowns, 48 in his career, which is fourth all-time, and with 18 passing touchdowns in 2010 (fourth all-time on the single-season list).

Ohio also had the best red zone efficiency among all MAC teams in 2010, converting 88.4 percent of its tries inside the 20-yard line. The Bobcats converted 38 times on 43 occasions, scoring 38 touchdowns and five field goals. Ohio was also outstanding at running the football, finishing second in the conference with 1,416 yards on the ground (177.0 per game average) for the 2010 season and 19 touchdowns.

In 2009, Albin's offense took aim at more of Ohio's all-time marks. Quarterback Theo Scott threw 20 touchdown passes, which stood as a school record until the 2011 season, while receiver Terrence McCrae tied Andrew Mooney's then single-season touchdown reception mark of nine.

The 2009 team also finished with passing yards (2,774), completions (228) and total offense (4,342) all of which rank among the program's top five all-time marks.

Albin mentored running back Kalvin McRae who earned first-team All-MAC honors in 2005, 2006 and 2007. McRae is the first Bobcat in history to crack the 1,000-yard mark in three straight seasons. Under Albin's tutelage, McRae rushed for 4,398 yards and 45 touchdowns. McRae owns the second, fourth and sixth-highest single-season rushing totals in school history after setting the single-season rushing, touchdown and points scored records.

Albin spent the 2004 season as offensive coordinator and running backs coach at North Dakota State, helping the Bison to an 8-3 record and No. 25 national ranking in their first season at the Division I-AA level. NDSU finished the season averaging 378.5 yards of total offense, including 192.4 on the ground, and had four offensive players named first-team All-Great West Football Conference.

Albin served with Solich at Nebraska from 2000 to 2003. He started with the Cornhusker program as a graduate assistant, a position he held for three seasons before being promoted to running backs coach and passing game coordinator for the 2003 season. Working with the Nebraska tight ends as a graduate assistant, Albin helped Tracey Wistrom earn third-team All-America status in back-to-back seasons.

Prior to his stint at Nebraska, Albin was the head coach at Northwestern Oklahoma State for three seasons, winning the NAIA national championship in 1999 with a 13-0 record. He was named NAIA Football Coach of the Year by Rawlings and American Football Coach Magazine as the Rangers recorded their first undefeated season in history. Six of his players earned NAIA All-America honors. Albin's three squads improved every season going from 5-5 in 1997 to 7-3 in 1998.

Returning to his alma mater in 1994, Albin served as Northwestern Oklahoma State's offensive coordinator and head men's and women's cross country and track and field coach prior to his promotion to head coach of the football program.

He earned Oklahoma Intercollegiate Conference Coach of the Year honors twice for his work with the men's track program, leading them to back-to-back league titles. Albin got his start in coaching at Northeastern State (Okla.) in 1989 where he won two conference titles as an assistant football coach and two more as head of the men's track program.

As a player, Albin was a first-team All-Oklahoma Intercollegiate Conference selection as a wide receiver in each of his final three seasons as a member of the Northwestern Oklahoma State squad. He added to those honors by becoming the first Rangers' player to earn All-District IX status three times.

Albin received his bachelor's of science in business administration from Northwestern Oklahoma State in 1989 and a master's of science from Northeastern State in 1991. A native of Woodward, Okla., Albin was born on Sept. 13, 1965. He and his wife, Brooke, have two children - daughter Tori, and son Treyce.

COLLEGIATE COACHING EXPERIENCE

2005-present	Offensive Coordinator/Running Backs	Ohio
2004	Offensive Coordinator/Running Backs	North Dakota St.
2002-03	Running Backs/Passing Game Coord.	Nebraska
1999-2002	Graduate Assistant/Tight Ends	Nebraska
1996-99	Head Coach	NW Oklahoma St.
1994-96	Offensive Coordinator	NW Oklahoma St.
1992-94	Offensive Coordinator/Offensive Line	Northeastern St.

EDUCATION

1989	B.S. - Business Administration	NW Oklahoma St.
1991	M.S. - Master's of Science	Northeastern St.



COACHING STAFF



JIMMY BURROW

ASSISTANT HEAD COACH/DEFENSIVE
COORDINATOR/SAFETIES

11TH SEASON

Nebraska '76

Jimmy Burrow joined the Ohio Football coaching staff as defensive coordinator on Jan. 4, 2005 and reunited with Frank Solich after two seasons together at Nebraska (2001-02). The 2015 campaign marks the 11th season for Burrow as the Bobcats' defensive coordinator. In addition to running the defense, Burrow works directly with the safeties.

Since arriving in Athens, Burrow has coached 28 All-MAC players and All-Americans Dion Byrum (2005) and Noah Keller (2009).

He has also seen three of his players selected to the NFL Draft over the last six years. Defensive end Landon Cohen was taken in the seventh round of the 2008 draft by the Detroit Lions, and Mike Mitchell was selected by the Oakland Raiders in the second round of the 2009 draft. In the 2014 NFL Draft, cornerback Travis Carrie was selected by the Oakland Raiders in the seventh round.

Last season, the Bobcat defense was stout against the run allowing only 132 yards on the ground per game holding their opponents to under 100 yards in six games in 2014.

Burrow's defense was especially tough in the second half holding opposing offenses to only 10 points on average.

During the 2013 campaign, Ohio was faced with replacing five starters from the 2012 team. Despite having to replace five key starters from the Bobcats' defensive squad, Burrow's unit still featured a group that ranked in the Mid-American Conference's top five in total defense.

Ohio's defense limited five opponents to fewer than 300 yards of total offense. In addition, Burrow's defense scheme accounted for 36 sacks and 14 interceptions.

The Bobcats' 36 sacks in 2013 tied for 20th in the country and ranked second in the Mid-American Conference. Eight of Ohio's 36 sacks in 2013 came in the Bobcats' league-opener against Akron. The eight sacks registered by Ohio against Akron is tied for second all-time.

Ohio's 14 interceptions ranked third in the MAC and tied for 40th nationally. At the end of the year, cornerbacks Devin Bass and Carrie were both selected to the All-Mid-American Conference Second and Third Teams, respectively. In addition, rookie Tarell Basham was named to the Football Writer's Association of American (FWAA) Freshman All-American team after he tallied 7.5 sacks.

In addition to its ability to get to the quarterback and intercept passes, Ohio also featured a strong run defense, which held four opponents to 150-yards or less in a single game.

In 2012, Ohio ranked among the top five in several Mid-American Conference categories, including scoring defense and total defense. In addition, Ohio held four of its opponents to fewer than 100 yards rushing.

Following the regular season, linebacker Alphonso Lewis and Neal Huynh both received All-MAC Third Team honors. Lewis finished the year with 61 tackles, which ranked second on the team. Huynh received all-league recognition after he paced the team with 8.0 tackles for loss. Huynh would later go on to sign a professional contract with the Atlanta Falcons.

In the 2012 Advocare V100 Independence Bowl, Burrow's defensive scheme held Louisiana-Monroe to season lows in total offense (314 yards) and points (14). Coming into the contest, the Warhawks had averaged 442.7 yards of total offense and 35.5 points per game.

Under Burrow's direction in 2011, the Bobcats had the Mid-American Conference's second best scoring defense, limiting opponents to just 22.1 points per game. Burrow's defensive game plans also limited opponents to fewer than 100 yards in five games, including the 2011 season-opener where the Bobcats held New Mexico State to just six yards rushing.

Burrow's 2011 unit finished the year ranked among the league's top five in six different defensive categories and led the league in interceptions, finishing the year with 15 picks. Following the year, four Bobcats would go on to receive All-MAC recognition.

In 2010, Ohio's defense finished third in the MAC in rush defense (104.1) and rushing touchdowns allowed (nine). Burrow's unit also ranked fourth in opponents' first downs (134) and scoring defense (19.1) while finishing fifth

in sacks (14).

Ohio's defense burst onto the national scene by forcing 37 turnovers, a total that tied for tops nationally back in 2009. The Bobcats also finished seventh in turnover margin (0.93) and 18th in the nation in pass efficiency defense (108.1). In the MAC, Ohio also finished second in scoring defense (21.3), third in pass defense (194.8) and fifth in total defense (348.5) and sacks (22). From an individual perspective, Keller led the league with 155 tackles en route to honorable mention All-America honors. Safety Gerald Moore also picked off six passes, a total that tied for top honors for freshmen nationally.

For his efforts, Burrow was named Scout.com's 2009 MAC Defensive Coordinator of the Year.

In 2006, the Bobcats owned the MAC's top scoring defense (18.1), and ranked third in pass defense, fourth in rushing defense and third in total defense. Ohio cut its total number of points allowed by almost 25 percent in 2006, despite having played three extra games. Ohio had five players named first- or second-team All-MAC, the most in school history.

Despite the adjustment period of switching from a 3-4 alignment to a 4-3 in 2005, the first season in the new system produced Ohio's first non-special team All-American since 1968 in cornerback Dion Byrum. Byrum tied for second in the nation with six interceptions, including two returned for a touchdown, scoring three touchdowns during the season. Byrum joined linebacker Matt Muncy on the All-MAC First Team. Muncy led the conference with 115 tackles. It marked the first time Ohio placed two defensive players on the league's first team since 1989.

A 25-year coaching veteran at several different levels, Burrow spent two seasons in Fargo, N.D., along with current offensive coordinator Tim Albin, as defensive coordinator at North Dakota State where his defense allowed a league-low 13.6 points and 285.0 yards per game in 2004. Two members of his defense were named first-team All-Great West Football Conference, while three earned second-team honors. The I-AA Bisons finished 2004 ranked 24th in the nation.

Burrow served as a graduate assistant coach at Nebraska for two seasons (2001-02) before moving to North Dakota State with Husker defensive coordinator Craig Bohl, who took over at the helm of the Bison program.

Before his stint at Nebraska, Burrow was head football coach at Ames High School (Iowa) for two years (1999-2000) and was an assistant coach at that same high school for four years prior to that (1995-98). Burrow also served as assistant head coach of the Iowa Barnstormers of the Arena Football League during that same six-year time period.

Burrow began his coaching career in 1981 at Washington State, where he spent one year as tight ends coach before moving to the defensive backfield for the next five. He joined the Iowa State staff as secondary coach in 1987, spending eight years with the Cyclones. For his last season (1994), Burrow was elevated to co-defensive coordinator. Burrow moved to the sideline after a successful playing career both at the collegiate and professional levels. He was a second-team All-Big Eight defensive back at Nebraska, prompting the Green Bay Packers to choose him in the eighth round of the 1976 draft. Burrow, an Academic All-Big Eight selection, helped the Cornhuskers to the 1975 league title.

Burrow went on to play five years in the Canadian Football League. He was a member of the Montreal Alouettes from 1977-79, helping the squad to three Grey Cup finals, including the 1977 title. He was a CFL Eastern Conference All-Star in 1978 and 1979. Burrow finished the 1980 season with the Calgary Stampeders, and played the 1981 season with the Ottawa Rough Riders. A native of Amory, Miss., Burrow graduated with a bachelor's of science in education from Nebraska in 1976, and he earned a master's in education from Washington State in 1981.

Burrow and his wife, Robin, have one son, Joey. Burrow also has two other sons, Jamie and Dan, both of whom played football at Nebraska.

COLLEGIATE COACHING EXPERIENCE

2005-present	Defensive Coordinator/Safeties	Ohio
2002-04	Defensive Coordinator/Secondary	North Dakota St.
2000-02	Graduate Assistant	Nebraska
1994	Co-Defensive Coordinator	Iowa State
1987-94	Secondary Coach	Iowa State
1982-86	Defensive Backs Coach	Washington St.
1981	Tight Ends Coach	Washington St.

EDUCATION

1976	B.S. - Education	Nebraska
1981	M.S. - Education Administration	Washington St.



COACHING STAFF



SCOTT ISPHORDING

CO-OFFENSIVE COORDINATOR/
 QUARTERBACKS
 THIRD SEASON
 Hanover (Ind.) '94

Scott Ispording begins his second tour of duty in Athens and his first as the Bobcats' Co-Offensive Coordinator/Quarterbacks coach in 2014.

In Ispording's first season working with the Bobcat quarterbacks, both Derrius Vick and JD Sprague found success through the air and on the ground. The duo combined for 11 passing touchdowns and four rushing touchdowns.

Last year's offense totaled 4,443 yards of offense which ranks fifth all-time in program history. Vick and Sprague threw for 2,474 yards for this season, which is sixth all-time in program history.

Ispording returns to Ohio University after he spent four years at the University of Toledo, beginning as the quarterbacks coach from 2010-11. In 2012, he added the roles of passing game coordinator and recruiting coordinator to his list of responsibilities.

During his four-year stint with the Rockets, Ispording helped guide Toledo to 24 wins, three bowl games, the 2011 Military Bowl title and a 2011 Mid-American Conference West Co-Championship title. In his two seasons as the program's recruiting coordinator, he helped the Rockets earn the MAC's top recruiting class in both 2012 and 2013, according to Rivals.com and Scout.com. Scout.com also selected Ispording as the MAC Recruiter of the Year.

Ispording joined the Rockets' staff in 2010 after spending 2009 as the tight ends coach and recruiting coordinator at Ohio University. Ispording helped guide Ohio to a 9-5 record, a MAC East Division Championship and a berth in the Motor City Bowl.

Ispording coached at Eastern Michigan from 2004-08, and was the offensive coordinator in his final two seasons there. In 2008, he led the Eagles to a school-record 5,010 total yards and topped the league in red-zone efficiency, red-zone touchdown efficiency and time of possession. Ispording mentored EMU quarterback Andy Schmitt, who set NCAA single-game records in 2008 with 76 pass attempts without an interception vs. Temple and 58 pass completions in a 56-52 win over CMU.

Prior to his post at EMU, Ispording served as the offensive coordinator and quarterbacks coach at Wittenberg from 1998-2003. He helped Wittenberg make five appearances in the NCAA Division III playoffs, win four North Coast Athletic Conference (NCAC) championships and compile a 63-9 win-loss record.

Prior to his Wittenberg coaching stint, Ispording was the quarterbacks and receivers coach at Colorado School of Mines (1996-98), and was the quarterbacks coach at Fort Hays State University (1994-96).

A four-year letterwinner as a quarterback at Hanover College, Ispording helped the offense rank third in the NCAA Division III ranks in 1992. During that '92 season, Ispording recorded 3,098 yards in passing offense, which was the sixth-best effort in Division III history.

A native of Cincinnati, Ohio, Ispording earned his bachelor's degree at Hanover (IN) College in 1994. He earned a master's degree in physical education at Fort Hays State in 1996. Ispording and his wife Shelly have a daughter, Erika, and a son, Gunnar.

COLLEGIATE COACHING EXPERIENCE

2014-present	Co-Offensive Coordinator/Quarterbacks	Ohio
2012-13	Quarterbacks/Passing Game Coordinator/ Recruiting Coordinator	Toledo
2010-11	Quarterbacks	Toledo
2009	Recruiting Coordinator/Tight Ends	Ohio
2004-08	Offensive Coordinator	Eastern Michigan
1998-2003	Offensive Coordinator/Quarterbacks	Wittenberg
1996-98	Quarterbacks/Receivers	Colorado School of Mines

EDUCATION

1994	B.S. - Physical Education	Hanover (Ind.)
1996	M.S. - Physical Education	Fort Hays State



COACHING STAFF



RON COLLINS

LINEBACKERS
FIFTH SEASON

Washington State '87

Ron Collins is in his fifth season as linebackers coach at Ohio, after serving the previous five seasons as Colorado's defensive coordinator.

Since arriving in Athens, Collins has helped the Bobcats claim back-to-back bowl wins, a Mid-American Conference East Division crown and has coached two All-MAC players.

Last season, Ohio linebackers tallied 287 tackles, 28.5 tackles for loss, 11.5 sacks, and five interceptions.

Collins helped first-year linebacker Quentin Poling have a breakout freshman campaign. Poling led the team in tackles (89), interceptions (3), and tied for the team lead in sacks (5.0).

Jovon Johnson continued his successful career in the middle of the Bobcat defense leading the team in tackles for loss (10.5) while finishing second on the team with 67 tackles and two interceptions.

In 2013, Collins directed a linebackers' unit that combined for 282 tackles, 19 tackles for loss and registered 6.5 sacks. Ohio linebackers once again helped the Bobcats rank among the Top 5 in the Mid-American Conference in total defense, limiting five opponents to fewer than 300 yards of total offense.

Under Collins' direction, first-year starting middle linebacker Ben Russell tallied a team-best and single season career-high 88 tackles.

In 2012, Collins' linebackers helped Ohio rank among the top five in several MAC categories, including scoring defense and total defense. In addition, Ohio's linebackers played a key role in limiting four of its opponents to fewer than 100 yards rushing.

Following the regular season, linebacker Alphonso Lewis received All-MAC Third Team honors after he finished the year with 61 tackles which ranked second on the team.

In the Advocate V100 Independence Bowl, Ohio's linebackers helped the Bobcats hold Louisiana-Monroe to a season-low 314 yards of total offense. The Warhawks entered the bowl game, averaging 442.7 yards of total offense per game.

The 2012 season also saw the emergence of middle linebacker Keith Moore. As a junior, Moore led the Bobcats with 98 tackles and was nominated for the Burlsworth Trophy - an award given to the most outstanding football player who began his career as a walk-on. Moore concluded the year on a high note as he was named Defensive Most Valuable Player of the Independence Bowl after he posted nine tackles (seven solo), one sack and two tackles for loss.

In his first season directing the Bobcats' linebackers, Collins helped former Bobcat Noah Keller surpass 100 tackles for the third time in his collegiate career as he registered 116 stops during the 2011 season en route to earning All-MAC Second Team honors. Keller was also named Most Valuable Player of the Mid-American Conference Championship game. Following the year, Keller was signed to a free agent contract by the St. Louis Rams.

Collins' linebacking unit helped the Ohio defense limit opponents to just 22.1 points per game, which ranked second in the MAC in 2011. The Bobcats also ranked in the league's top five in total defense, holding opponents to 361.4 yards per game.

Prior to his arrival in Boulder, Collins served as Boise State's defensive coordinator for four seasons, while coaching the linebackers all five years he spent on the BSU staff. Under his guidance, the Boise State defense developed into one of the top defenses nationally and as the best in the Western Athletic Conference. Altogether, Collins had 26 players earn All-WAC recognition during his four seasons as defensive coordinator. His first Colorado defense in 2006 was solid against the run (fourth in the Big 12, 30th in the NCAA at 112.4 yards per game) and allowed 341 yards per game overall in limiting five opponents to fewer than 20 points in a game while forcing 24 turnovers.

In 2007, the Buff 'D' was again strong against the run (31st nationally), and had a three-week stretch where the opponent gained only 590 total yards, the second lowest total CU allowed over the previous 42 seasons. Within that run, the Buff's contained a powerful Oklahoma offense to only 230 yards, and Rivals.com selected him as the National Coordinator of the Week for Colorado's 27-24 win over the third-ranked Sooners.

The 2008 team was decimated by injuries on both sides of the ball, but despite all the prolific offenses in the Big

12, CU was the only school in conference action not to allow 500 or more yards in any game. In a 14-13 win over Kansas State, CU held that precarious 1-point lead the final 25:49 of the game, the longest any team protected a 1- or 2-point lead in Division I-A (and the NFL) in 2008 and the longest a CU defense was asked to do it since 1936. His 2009 defense was 11th in the nation in forcing "three-and-outs" with 53, and was seventh in the NCAA in red zone defense. It also registered the most sacks (29) at CU, and held Texas (313 yards) and Nebraska (217) to regular season offensive total yardage lows.

The 2010 campaign saw the Buff's continue their impressive three-and-out numbers, with 41 which was good enough for a 20th overall ranking nationally. The squad also registered 34 sacks, the most for any Colorado defense since 1995.

The 2005 Boise State defense ranked 15th nationally against the run (107.9 ypg), a figure that also topped the WAC; it was also among the best in the nation in forcing turnovers with 26. Collins also had one of his players, linebacker Korey Hall, repeat as a first-team all-WAC performer.

His 2004 unit may have been his best. That year, the Broncos ranked in the top 10 nationally in three categories: interceptions (second), turnovers gained (fifth) and rushing defense (10th), while also finishing 13th in turnover margin.

That same team also ranked first in the WAC in five different categories, including rushing defense (103.9 yards per game), turnover margin (0.83) and interceptions (23), and was also second in total defense (357.8 ypg). Seven of BSU's starters selected were selected either first or second-team or honorable mention All-WAC in 2004, including first-team linebackers Hall and Andy Avalos and cornerback Gabe Franklin.

Those accomplishments followed up on a solid 2003, when BSU ranked in the top 20 nationally in interceptions (sixth), pass efficiency defense (seventh), rushing defense (11th), scoring defense (12th), turnovers gained (14th) and turnover margin (17th). Boise State was also 37th in total defense and ranked first in the WAC in seven of the nine major categories, including scoring defense (17.1 points per game), rushing defense (100.5 ypg), total defense (348.4 ypg), pass efficiency defense (99.0), interceptions (21) and third down conversion defense (31.3 percent). All three of Collins' linebackers earned All-WAC recognition: Avalos was first-team, Travis Burgher was second-team and Hall an honorable mention selection.

In 2002, Boise State led the WAC in eight defensive categories, and finished 16th in the nation in rushing defense and 17th in scoring defense.

He spent 13 seasons at Washington University in St. Louis, Mo., the first full-time position of his career, as he joined the Bear staff under coach Ken Woody as secondary coach for the 1988 season.

With Collins at the helm of the defense, Washington University had one of the school's top football decades during the 1990s. In producing a 68-33 record from 1990-2000, Washington University shared three University Athletic Association (UAA) titles and won seven or more games on five occasions. In 1999, Collins coached the top ranked Division III defense in the country, as Washington allowed just 192 yards of total offense per game and a school record 49.8 rushing yards per game in making the NCAA playoffs for the first time in school history.

Collins is a 1987 graduate of Washington State, earning a bachelor's degree in physical education. The defensive team captain as a senior, he lettered four years for WSU at strong safety for coach Jim Walden. He started three seasons (1984-86) and once had three interceptions in a game (versus Stanford as a sophomore in 1984). He received a master's degree in education administration from the University of Missouri-St. Louis in 1991.

A Cashmere, Wash. native, Collins graduated from Cashmere (Wash.) High School, where he earned a total of 10 letters in football, wrestling and track. He is married to the former Sharon Arthalony, and the couple have two daughters, Taylor Rae and Alexandra.

COLLEGIATE COACHING EXPERIENCE

2011-present	Linebackers	Ohio
2006-2010	Defensive Coordinator	Colorado
2001- 2005	Def. Coordinator/Linebackers	Boise State
1988-2000	Def. Coordinator/Secondary	Washington
1987	Graduate Assistant	Iowa State
1987	Volunteer Assistant	Washington State

EDUCATION

1987	B.S. - Physical Education	Washington State
1991	M.S. - Education Administration	Missouri-St. Louis



COACHING STAFF



DWAYNE DIXON

WIDE RECEIVERS
NINTH SEASON

Florida '85

Dwayne Dixon begins his ninth season at Ohio this fall. He joined the Bobcats in June of 2007 after he spent two seasons as the wide receivers coach at NC State.

Since arriving in Athens, Dixon, an 18-year coaching veteran, has coached two wide receivers that have been selected in the NFL Draft over the last five years in Taylor Price (2010) and LaVon Brazill (2012). Price was selected in the third round by the New England Patriots, while Brazill was picked in the sixth round by the Indianapolis Colts.

In the 2014 season, four of Dixon's wide receivers had more than 20 catches led by Sebastian Smith who hauled in 31 passes. The corps combined for eight touchdowns on the season including Chase Cochran's 66-yard touchdown vs. Western Michigan and Ian Dixon's 49-yard touchdown against Akron.

Cochran finished the season averaging 21.1 yards per catch ranking him fourth all-time in school history.

During the 2013 campaign, Dixon directed a wide receivers unit that accounted for 2,586 yards and 17 touchdowns. Bobcat receivers helped Ohio's passing attack rank third in the Mid-American Conference. Among the 2,586 yards gained by Ohio wide receivers in 2013, 1,018 of those yards were courtesy of senior Donte' Foster.

Foster's 1,018 receiving yards marked just the second time in school history that an Ohio wide receiver had surpassed 1,000 yards receiving. He also surpassed 100 yards receiving in four games a year ago. In addition, Foster hauled in a team-best seven touchdown receptions en route to earning All-MAC Second Team honors.

Foster finished his career as the all-time leader in receiving touchdowns with 21. His 2,180 career receiving yards are ranked third all-time, while his 167 career receptions stand as the second-highest total in program. Following the year, Foster signed a free agent contract with the Minnesota Vikings.

In addition to Foster's outstanding senior season, Dixon also mentored Chase Cochran to a career-best campaign in 2013 as he totaled 689 receiving yards. Seven of Cochran's receptions in 2013 went for 40 yards-or-more.

In 2012, Ohio's wide receivers hauled in 62 receptions for 2,397 yards and 17 touchdowns. In addition, Bobcat wideouts helped Ohio post the fourth-best scoring offense in the conference as it averaged 31.7 points per game. Ohio's offensive unit also averaged 444.8 yards per game - a total that also ranked fourth in the league.

Ohio receivers had a significant impact in the 2012 Advocare V100 Independence Bowl as it combined for 325 yards and two touchdowns. The Independence Bowl also saw wide receivers Tyler Futrell and Cochran post single game career-best as they finished with 133 and 162 yards, respectively. Cochran's 162-yard effort was the 10th-best single game receiving total in school history.

Under Dixon's direction in 2012, Foster finished the year with 659 yards and a single-season career-high eight touchdowns. Foster's biggest game of the year came at home against Eastern Michigan as he registered seven catches for 164 yards, which tied former Bobcat Todd Snyder for the eight-best single game total of all-time.

During the 2011 campaign, Dixon played an integral role in the Bobcats' record-setting offensive output as the Bobcats set eight offensive records, including scoring 427 points and gaining over 6,000 yards.

Five receivers hauled in 20-or-more passes and set the school record for most yards by the receiving corps, totaling 3,482. Bobcat receivers also hauled in a program-best 276 receptions and 30 touchdowns.

Brazill finished the year with a single-season record 74 receptions for 1,146 yards. He also posted a single-season career mark of 11 touchdowns en route to earning All-MAC Second Team honors. Brazill's final game as a Bobcat in the Famous Idaho Potato Bowl was arguably his most memorable as he caught eight passes for 108 yards, earning MVP honors. Brazill went on to finish his career with 189 catches for 2,511 yards - both of which are school records. His 18 touchdowns rank second in school history.

In 2010, senior wide receiver Terrance McCrae was a third-team All-MAC selection and became the then all-time

leader in career touchdown receptions, finishing with 19 to his credit.

McCrae, along with Steven Goulet, signed professional contracts with NFL teams. McCrae also hauled in nine touchdown receptions and led the team with 35 catches for 505 yards.

Dixon's receiving corps was among the most dangerous in the league in 2009. Price set the school record with 145 career catches, which stood until 2011, while McCrae tied Andrew Mooney's single-season touchdown reception mark with nine - a mark that stood until 2011.

Dixon's receivers had another breakout season in 2008. In addition to hauling in 228 catches, the third-highest total in school history, the group also amassed a program-record 2,795 yards - a mark that stood until the 2011 season.

In his first season as wide receivers coach, Dixon saw his receiving corps haul in passes totaling over 1,200 yards, averaging nearly 14 yards per reception.

Dixon spent his first 15 seasons at his alma mater, the University of Florida. He held a number of titles in his tenure with the Gators, including assistant head coach from 1995-99 and 2003-04.

Dixon spent all 15 seasons working with the wide receivers and also mentored Florida's kickoff unit and punt returners in 2000. He was the Gators' assistant passing game coordinator that same season. Dixon moved then to North Carolina State, where he coached the Wolfpack receiving corps in 2005 and 2006.

Dixon brings a wealth of experience coaching at the highest levels of college football. A finalist for the 2001 Broyles Award given to the nation's top assistant coach, Dixon has coached in 15 bowl games and helped guide Florida to six SEC titles and two national championship games, including a victory in the 1996 Sugar Bowl.

From 1994-2002, Dixon coached a national-best nine semifinalists and four finalists for the Biletnikoff Award as the country's top receiver. The Gators had at least one wide receiver selected in the NFL Draft every year during that same span. In 1997, Reidel Anthony and Ike Hilliard were both first-round selections, marking the first time since the 1967 AFL-NFL merger that two receivers from the same school were both taken in the first round.

In all, he coached 22 players that signed NFL contracts, 11 All-Americans and 10 first-team All-SEC players at Florida. The Gators ranked among the country's top 10 passing offenses in 10 of his 15 seasons. Dixon's receiving unit recorded 445 touchdown catches from 1990-2002, 87 more than any other school in the nation during that span.

Dixon's coaching career began after he completed a standout collegiate and professional playing career as a receiver. A four-year letterwinner for the Gators from 1980-83, Dixon finished his career with 124 catches. He was a first-team All-SEC and honorable mention All-America performer as a senior. Dixon helped the Gators to four bowl appearances during his career and was named the MVP of the 1982 Bluebonnet Bowl. He was inducted into the Florida Athletic Hall of Fame in 1997.

Dixon began his pro career with the Tampa Bay Buccaneers where he played from 1984-85 and again in 1987. He played for the Arena Football League's Washington Commandos in 1987 and the Detroit Drive from 1988-91. He led the AFL in scoring and receiving in both the 1987 and 1988 seasons. Dixon, a receiver and linebacker, was the AFL's Ironman of the Year in 1988 and was named the 1988 Arena Bowl's Ironman of the Game. The Sports Network named him one of the Arena Football League's top 10 players of all time. In the spring of 2012, Dixon was selected as one of the AFL's top 25 all-time players.

Dixon earned a bachelor's degree in criminal justice from the University of Florida in 1985. He and his wife, Sandra, have two children, Brittany and Ian, who is a current player.

COLLEGIATE COACHING EXPERIENCE

2007-present	Wide Receivers	Ohio
2005-06	Wide Receivers	NC State
2003-04	Asst. Head Coach/Inside Receivers	Florida
2001-02	Wide Receivers	Florida
2000	Wide Receivers/Kickoff/Punt Returners/ Asst. Passing Game Coord.	Florida
1995-99	Asst. Head Coach/Wide Receivers	Florida
1990-94	Wide Receivers	Florida

EDUCATION

1985	B.A. - Criminal Justice	Florida
------	-------------------------	---------



COACHING STAFF



BRIAN HAINES

SPECIAL TEAMS COORDINATOR/TEs/
RECRUITING COORDINATOR
EIGHTH SEASON
Marietta '04

Brian Haines returns to the Bobcats for his eighth season at Ohio and his fourth as the team's special team's coordinator. In addition to working with the squad's special teams unit, he also serves as the Bobcats' tight ends coach and recruiting coordinator.

Last season, Ohio's special team's continued to be one of the best in the MAC under Haine's direction. Daz Patterson was named All-MAC Second Team after piling up 662 yards on punt and kick returns.

Josiah Yazdani bookended the season with a pair of last-second game-winning field goals over MAC East rivals Kent State and Miami. Yazdani connected on 17 of 26 field goals while finishing a perfect 27-for-27 on extra point attempts.

Punter Mitch Bonnstetter's 41.8-yard average in 2014 was seventh best in school history

In 2013, Ohio's special teams unit ranked among the Top 5 in six Mid-American Conference categories.

Under Haines' watchful eye, Ohio placed three individuals on the MAC's postseason all-league team. Both Travis Carrie and Devin Bass earned All-MAC First Team as punt and kick-off returners, respectively, while kicker Josiah Yazdani was named All-MAC Second Team.

Yazdani earned the starting kicker position midway through the 2013 campaign and was one of only four kickers nationally to not miss a field goal during the regular season. He would go on to finish the year by connecting on 14-of-15 field goals to close out the year. In addition, Yazdani was a perfect 30-for-30 during the year in extra points.

As a team, Ohio finished the year a perfect 40-for-40 on extra points. Since Haines took over as the Bobcats' special teams coordinator, Ohio has not missed an extra point, going 89-for-89.

In addition to his duties as the Bobcats' special team coordinator, Haines oversaw a tight ends unit that finished the year with 363 yards and three touchdowns. Senior Troy Hill led all Bobcat tight ends with 257 yards receiving and two touchdowns. Hill's 257 yards receiving in 2013 were a single-season career high.

In 2012 - his first season in directing the Bobcats' special teams unit - Ohio ranked among the league's top five in punt return average (9.6/5th) and extra points percentage (1.000/T-1st).

In addition, place kicker Matt Weller ranked fourth in the league in scoring, averaging 9.1 points per game. Ryan Clark ranked sixth in the MAC in punt return average with a mark of 8.1 yards per return. Daz' Patterson ranked fifth in the league in kickoff return average (24.2 per return).

Weller also posted a career-best 62.2 yard average on kickoffs during his senior year under Haines' watchful eye. Following the year, Weller was named the Mid-American Conference Second Team. He would go on to finish his career as the program's career leader for points scored, most field goals made, field goals attempted, extra points and extra points attempted.

Haines also oversaw the squad's tight ends unit, which in 2012 combined for 29 receptions, 387 yards and three touchdowns. Hill posted his best collegiate season as he caught 14 passes for 169 yards and three touchdowns - all of which were single season bests.

During the 2011 campaign, Haines mentored tight end Jordan Thompson to his best single season of his collegiate career as he posted career highs in receptions (24) and receiving yards (258).

In 2010, Haines returned to Athens and helped tight end Jordan Thompson earn a spot on the All-MAC second team after the sophomore snared 21 passes for 204 yards and three touchdowns.

In 2009, Haines was a graduate assistant at West Virginia University, working on the offensive side of the ball, specifically supervising slot receivers and running backs. Haines worked with the team's leading rusher (All-Big East first team tailback Noel Devine) and leading receiver (Jock Sanders) on the field, while handling game plan and film breakdown duties in the office and position meetings.

Haines served as a graduate assistant for the Bobcats' offense during the 2007 and 2008 seasons. Haines assisted the offensive staff and worked directly with the wide receivers and offensive line. His role as graduate assistant saw him coaching the scout team defense and assisting in scouting by breaking down upcoming opponents' defensive game film.

Prior to the 2007 and 2008 seasons at Ohio, Haines served as an assistant coach at Marietta College for three seasons. He coached the wide receivers for two seasons and the secondary for one. He also served as the strength and conditioning coordinator for two years. During Haines' tenure at his alma mater he helped guide three players to all-conference honors, including Nic North, who set a school record for receptions in a game with 14. Three of the four career leading receivers at Marietta were coached by Haines between 2004 and 2006.

COLLEGIATE COACHING EXPERIENCE

2012-present	Special Teams Coord.	Ohio
	Recruiting Coord./ Tight Ends	
2010-11	Recruiting Coord./ Tight Ends	Ohio
2009	Graduate Assistant - Off ense	West Virginia
2007-2008	Graduate Assistant-Off ense	Ohio
2004-2006	Assistant Coach	Marietta

EDUCATION

2004	Bachelor's Degree	Marietta
2007	Master's Degree	Marietta
2008	Master's - Sports Administration	Ohio



COACHING STAFF



DAVE JOHNSON

OFFENSIVE LINE
SECOND SEASON

West Virginia '85

Dave Johnson begins his second season as the Bobcats' offensive line coach.

In his first season with the Bobcats, Johnson's offensive line helped pave the way for the Ohio's running game. The Bobcats had nine games where they rushed for more than 100 yards including four 200 yards games.

Lucas Powell was named All-MAC Second Team in 2014 at center and was named to the Rimington Watch List for the 2015 season.

His coaching highlights include 16 Bowl Appearances with an 11-5 record in those games and nine Division IA conference Championship titles (Big East, SEC, MAC). Johnson has mentored 12 NFL players, five All-Americans and 32 all-conference selections.

In 2011 and 2012, Johnson was part of a Cincinnati offense that ranked among the best in the Big East each year. In 2012, the Bearcats led the league in scoring offense and rushing offense. Tight end Travis Kelce was taken in the 3rd Round of the NFL Draft, while he and three of Johnson's offensive linemen were named to all-conference teams.

Prior to joining UC, Johnson was the offensive line coach at West Virginia University from 2008-10. Behind the blocking of the line, the Mountaineer offense accumulated 400 or more yards of total offense in seven games in 2010. WVU finished No. 2 in the BIG EAST in passing, total offense and total first downs. WVU had the top passer in the league in passing yards per game, pass efficiency and second in total yards per game.

In 2009, the offensive line paved the way for the 13th 1,000-yard rusher in the past 14 season and first 2,000-yard passer since 1998. Of the 855 plays by the offense in 2009, each the five offensive linemen logged in more than 830 plays. In 2008, the offensive line was ranked No. 27 nationally for fewest sacks allowed. During his time at WVU, Johnson mentored All-American Ryan Stancheck and All-BIG EAST selections Selvish Capers, Mike Dent and Stancheck.

Johnson spent 2001-07 as the tight ends coach at the University of Georgia. The Bulldogs won 72 games, averaging more than 10 wins a season, three SEC East Division Championships, two SEC Championships, five bowl wins and five Top-10 national finishes during his time in Athens. Four of his tight ends, Randy McMichael, Ben Watson, Martez Milner and Leonard Pope are playing in the NFL. In 2007, the Bulldogs were No. 4 in the SEC in rushing offense (177.0). In 2005, UGA led the SEC in passing efficiency (144.0) and was second in scoring offense (29.5). In 2002, the Bulldogs led the SEC in scoring (32.14) and pass efficiency (138.91).

From 1997-2000, he was the tackles and tight ends coach as well as the recruiting coordinator at Marshall University. The Herd posted a 43-9 record, won four MAC titles and three Motor City Bowl titles, while averaging 11 wins a years during his four-year tenure, including a 13-0 record in 1999. In 1999, Marshall was No. 7 nationally in passing offense, total

offense and scoring offense.

Johnson spent nine years at Indiana University (Pa.), where from 1987-89, he coached the offensive line, tight ends and assisted with strength and conditioning. He was the Crimson Hawks' offensive coordinator and offensive line coach from 1990-96. He helped lead IUP to the NCAA Division II national playoffs eight times, including two championship game appearances and three semifinal finishes. IUP finished with a 99-22-1 record during Johnson's tenure.

He spent the 1986 season coaching the offensive line, tight ends and handling the strength and conditioning duties at Shippensburg University.

He started his coaching career as a graduate assistant at his alma mater from 1984-85.

Johnson was a four-year letterwinner at West Virginia. He was the starting center on the 1981 Peach Bowl and 1982 Gator Bowl teams. He earned a bachelor's degree from WVU in 1985 and a master's degree in 1986.

Johnson and his wife Lynn have four children, Andrew, Lauren, Zachary and Mark.

COLLEGIATE COACHING EXPERIENCE

2014-present	Offensive Line	Ohio
2013	Offensive Line	Massachusetts
2011-12	Offensive Line/Tight Ends	Cincinnati
2008-10	Offensive Line	West Virginia
2001-07	Tight Ends	Georgia
1997-00	Tackles/Tight Ends/Recruiting Coordinator	Marshall
1990-96	Offensive Coordinator/Offensive Line	Indiana Univ. (Pa.)
1987-89	Offensive Line/Tight Ends	Indiana Univ. (Pa.)
1986	Offensive Line/Tight Ends/Strength and Conditioning	Shippensburg

EDUCATION

1985	B.S. - Education	West Virginia
1986	M.S. - Education	West Virginia



COACHING STAFF



ANTHONY PERKINS

CORNERBACKS
FIRST SEASON

Colorado '10, '11

Anthony Perkins is in his first season as cornerbacks coach at Ohio. Perkins comes to Athens after spending two seasons at Indiana State where he coached the defensive secondary.

In 2014, the Sycamores had a historic season that saw them finish with an 8-6 overall record and most importantly their first trip to the NCAA FCS Playoffs since 1984 and their first postseason victory since 1983.

Of Indiana State's eight victories in 2014, six were against nationally-ranked FCS opponents. The Sycamores also returned the Victory Bell to Terre Haute for the first time since 1987 when they earned a 27-20 victory in Muncie over FCS opponent Ball State on September 13. The Sycamores also earned a victory over Top 10 FCS opponent Northern Iowa and remained in the national polls a school record 10 consecutive weeks.

On defense, junior linebacker Connor Underwood was named a First Team All-MVFC performer and picked up First Team All-American honors from The Sports Network as well as Second Team All-American plaudits from the Associated Press. He finished the season with 94 total tackles, including new school records for quarterback sacks with 13.5 and tackles for loss with 25. He also now owns the school record for career quarterback sacks with 28.5 and is just two away from Kyle Mitchell's standard for tackles for a loss with 52.5. Underwood finished 22nd in the MVFC for tackles per game with 6.7, third in sacks and second in tackles for a loss. His four fumbles forced led the team as well as the league.

In total, eight different Sycamores were named all-conference, three were listed as academic all-conference and three more were named to the MVFC All-Newcomer team.

When you dive deep into the Sycamores' 8-6 overall mark, Indiana State owned a FBS victory plus five other wins over nationally ranked foes. They had the nation's toughest strength of schedule and the five wins over ranked teams were only bettered by FCS Championship Game foes North Dakota State and Illinois State.

Perkins tutored Mark Sewall in 2013 to a successful campaign which saw him net All-MVFC Honorable Mention and MVFC All-Academic Team plaudits. Sewall finished as the Sycamores' third-leading tackler with 87 total tackles, including five tackles for a loss. He paced the Sycamores with three interceptions and owned four pass breakups. He recovered one fumble and blocked a punt against Southern Illinois.

Sewall wrapped the season with three consecutive double digit tackle performances, including a career-high 18 total tackles versus the Salukis. He had a pair of tackles for a loss against Youngstown State and posted interceptions at South Dakota, at Missouri State and versus Western Illinois. Sewall ranked 11th in the league for total tackles and tied for 17th in passes defended. In MVFC contests only, Sewall ranked third with 9.2 tackles per contest and ranked tied for ninth in passes defended and tied for third in interceptions.

Perkins came to Indiana State from his alma mater, Colorado, where he spent the 2012

campaign as a technical intern with the Buffalo football program. He joined the CU football staff prior on August 1, 2012 while also still in training camp with the Denver Broncos of the NFL.

Perkins worked with the receivers, as well as having general overall duties with the entire offense.

He finished his career in 2011, where he was one of four team captains during his senior campaign. He saw action as a defensive back in 37 career games, making 27 starts.

Perkins concluded his career with 236 tackles (140 solo), which ranked 41st on CU's all-time tackle list. He saw action in nine games (all starts) as a senior, but suffered a high ankle sprain after playing just nine snaps against Oregon, and would miss the next four games. He worked hard to get back and returned for the win at Utah in the season finale, going out on a high note with a career-high 17 tackles (11 of which were solo).

The coaches presented him with the Eddie Crowder Leadership Award following the 2010 season, and he was the 2009 recipient of the Gold Group Commitment Team Award, which recognizes excellence with class in a variety of areas. He was also the recipient of the Hale Irwin Team Award in 2009, presented to the most improved defensive back during spring drills. Perkins was the first player to commit in the 2007 recruiting class, doing so on April 24, 2006.

Perkins earned a bachelor's degree in Integrative Physiology in December 2010 and earned a second B.A. in History in December 2011.

He was born January 18, 1989, in Leonardtown, Md., and attended Community Christian School in Northglenn, Colo., for high school, but the school did not have a football team. Through a co-op program, he was a three-year letterman in football at Northglenn High School, where he had a host of honors as a senior, among which included being named first-team All-State (5A) by the Rocky Mountain News and Denver Post, and being named the Front Range League Player of the Year. He also lettered four times in basketball and four times in track.

Perkins is married to the former Janessa Nelson.

COLLEGIATE COACHING EXPERIENCE

2015-present	Cornerbacks	Ohio
2013-14	Defensive Secondary	Indiana State
2012	Intern- Receivers	Colorado

EDUCATION

2011	B.A -History	Colorado
2010	Bachelor's	Colorado



COACHING STAFF



JESSE WILLIAMS

DEFENSIVE LINE
FOURTH SEASON

Sonoma State '88

A veteran of the college game for nearly a quarter century, Jesse Williams begins his third year with the Ohio football program as the team's defensive line coach.

Last season, the Bobcat defense was stout against the run allowing only 132 yards on the ground per game holding their opponents to under 100 yards in six games in 2014.

William's defensive line recorded 12.0 sacks led by Tarell Basham's 5.0 sacks. Basham was named to the All-MAC Third Team.

In 2013, Williams directed a defensive line that accounted for 36 sacks. Ohio's 36 sacks in 2013 tied for 20th in the country and ranked second in the Mid-American Conference. Eight of Ohio's 36 sacks in 2013 came in the Bobcats' league-opener against Akron. The eight sacks registered by Ohio against Akron is tied for second all-time.

In addition to its ability to get to the quarterback, Ohio also featured a strong run defense, which held four opponents to 150-yards or less in a single game.

During the 2013 campaign, Ohio defensive tackle Antwan Crutcher logged a career-best season as he tallied 50 tackles. Senior defensive end Ty Branz also posted a career-best 6.0 sacks before suffering a season-end injury.

Under Williams' watchful eye, rookie Tarell Basham made an immediate impact as he totaled 7.5 sacks, which is tied for fifth all-time for a single season. Following the year, Basham was named to the Football Writer's Association of American (FWAA) Freshman All-American team. Since the FWAA Freshman All-America team began in 2001, only 16 MAC players have been named to the squad.

In his first season at Ohio, Williams led a defensive line unit that combined for 249 tackles, 39 tackles for loss and 14.5 sacks. In addition, Ohio held opponents to an average of 159.8 yards per game, which ranked sixth in the MAC. The Bobcats limited two of their opponents to less than 100 yards rushing, including Louisiana-Monroe in the Advocare V100 Independence Bowl.

Following the Independence Bowl win, defensive end Tremayne Scott was named to the CBSsports.com All-Bowl team. Scott was the only player from the MAC to be named to the team after he totaled five tackles, two sacks and recorded his first career interception.

Prior to the Bobcats' fourth straight bowl appearance, defensive tackle Neal Huynh would go to earn All-MAC Third Team honors. Huynh's all-conference honor was the first of his collegiate career. Following the year, Huynh signed a professional contract with the Atlanta

Falcons.

Williams' first season in Athens also had a tremendous impact on Ohio starters Carl Jones and Corey Hasting as both posted single-season career highs in tackles and tackles for loss, while Huynh posted single-season career bests in sacks and tackles for loss.

Williams came to Athens after spending three years at New Mexico State University.

In 2011, Williams' defensive scheme led to 18 sacks while the Aggies' defense ranked second among Western Athletic Conference teams in Red Zone defense.

During his second year at New Mexico State in 2010, Williams oversaw a defensive line that accounted for 213 tackles, seven sacks, 21 tackles for a loss, three forced fumbles and two fumble recoveries.

In 2009, Williams helped the defensive line account for 12 of the team's 21 sacks on the season. He coached defensive linemen Donte Savage and Pierre Fils to outstanding seasons. Fils tallied a team-high seven sacks on the season, the most by an Aggie player since 1992. Fils was also ranked No. 4 in the conference in sacks per game. Savage was second on the team in sacks with six, ranking No. 6 in the league in tackles for a loss.

Prior to making the move to Las Cruces, Williams spent one year at Nebraska-Kearney as its defensive line coach.

Williams help guide the UNK defense to 38 sacks on the season, while holding opponents to 292 yards of total offense a game.

A college assistant the past 20 years, all on the defensive side of the ball, Williams has also served as special teams coach on several occasions.

Prior to UNK, the Sonoma State (Calif.) graduate was defensive line and ends coach at Colorado State.

Under the direction of head coach Sonny Lubick, Williams helped the Rams become one of the top teams in the Mountain West Conference during his tenure (1999-07) in Fort Collins. Williams coached several standouts while at CSU, including ends Clark Haggans (now with the Arizona Cardinals), Andre Sommersell (1994 NFL draft pick) and Peter Hogan (Outland Trophy candidate).

Prior to CSU, Williams spent time at San Jose State, Eastern Washington (1995-96), Holy

COLLEGIATE COACHING EXPERIENCE

2012-present	Defensive Line	Ohio
2009-11	Defensive Line	New Mexico State
2006-08	Defensive Line/Special Teams	Nebraska-Kearney
1999-06	Defensive Line and Ends	Colorado State
1998-99	Defensive Ends/Special Teams	San Jose State
1996-98	Defensive Line/Special Teams	Holy Cross
1995-96	Defensive Line/Special Teams	Eastern Washington
1992-95	Defensive Line	Portland State
1988-92	Defensive Line	Sonoma State

EDUCATION

1988	B.S. - Recreation Management	Sonoma State
------	------------------------------	--------------



COACHING STAFF



CHRIS RODGERS

DIRECTOR OF FOOTBALL OPERATIONS
THIRD SEASON

Ohio '10

Chris Rodgers was elevated to the role of Director of Football Operations in February 2014. The 2015 campaign will mark his third season on the Ohio Football staff.

Rodgers spent the 2013 season serving as an Operations Assistant with the team.

In his current role, Rodgers monitors the program's budget, plans and organizes team travel, collaborates with NFL scouts, facilitates the Ohio Football Alumni Golf Outing and directs the high school youth camps.

Rodgers is no stranger to the Ohio football program. He spent five seasons with the team from 2005-09. During his career at Ohio, Rodgers played in two bowl games. He began his career as a tight end before moving to the offensive line.

As a senior in 2009, Rodgers started in all of the Bobcats' 14 games, including Ohio's trip to Mid-American Conference Championship game and the Little Caesars Pizza Bowl in Detroit, Mich.

Rodgers' work up front on the offensive line helped the Bobcats finish the year with a 9-5 record and average over 300 yards of total offense per game.

Following his collegiate career, Rodgers earned an invitation to the New Orleans Saints rookie and veterans camps. He also received an invitation to the Cincinnati Bengals rookie camp and was later signed by the club for preseason camp.

COLLEGIATE COACHING EXPERIENCE

2014-present	Director of Football Operations	Ohio
2013-14	Operations Assistant	Ohio

EDUCATION

2010	B.S. - Sports Sciences	Ohio
------	------------------------	------



MICHAEL GEORGE

DIRECTOR OF PLAYER PERSONNEL
AND HS RELATIONS
SIXTH SEASON SEASON
Washington University '05

Michael George begins his sixth season at Ohio and his second as the program's Director of Player Personnel and High School Relations. In his current capacity, George coordinates all on-campus recruiting, including the operation of all campus visits (official and unofficial) and implementation of recruiting strategies (mail, e-mail, and social media).

He previously served as a graduate assistant coach with the offense, working specifically with wide receivers, assisting in breaking down opposing offenses, and coordinating the scout team.

George was an Operations Intern at Ohio State in 2009, assisting primarily with academics and community outreach. Ohio State posted an 11-2 record with an outright Big Ten and Rose Bowl championship and a No. 5 final AP poll ranking.

George served as Offensive Graduate Assistant at Villanova University in 2008, coaching the tight ends and assisting with the offensive tackles, as well as coordinating all offensive video and opponents' defenses' breakdowns. Villanova finished the season with a 10-3 record as a NCAA D1-FCS Quarter-finalist.

George previously worked at Ohio State in 2006 and 2007 campaigns, working as an Offensive Line Student Intern, assisting with off-the-field work.

George began his coaching career at his alma mater in 2005, coaching the tight ends and H-backs for Washington University on its way to a 6-4 mark.

George was a student-athlete for four years on both the Washington University in St. Louis football and track & field teams. He was a two-year starter at tight end, earning All-Conference recognition in 2004. George's senior class finished with a 26-14 record in college, unblemished in conference play. He was also a multiple All-Conference honoree in the shot put and discus over his throwing career.

A native of Russell, Ohio, George graduated from Washington University in St. Louis in 2005 with majors in physics, mathematics, and classics. George also earned a master's in mechanical engineering from Washington University in St. Louis in 2006. George earned his second master's degree from Ohio State University in 2008. Most recently, George earned his master's degree from Ohio University in recreation and sports sciences. He lives in Athens with his wife, Lise, and their daughter, Soledad.

COLLEGIATE COACHING EXPERIENCE

2014-present	Director of Football Operations	Ohio
2013-14	Operations Assistant	Ohio
2010-12	Graduate Assistant	Ohio
2009	Operations Intern	Ohio State
2008	Graduate Assistant	Villanova

EDUCATION

2005	B.S. - Physics, Mathematics and Classics	Washington University in St. Louis
2006	M.S. - Mechanical Engineering	Washington University in St. Louis
2008	M.S.	Ohio State
2012	M.S. - Coaching Education	Ohio

OHIO MEET THE BOBCATS



70 | ZACH ADAMS

Roswell, Ga.
Roswell

OL	6-4	272	R-SO
----	-----	-----	------

2014: Made an appearance against Western Michigan (Oct. 25).

2013: Redshirted.

Prior to Ohio: Named First Team All-North Metro (Atlanta) both as a junior and senior...Named First Team All-Region as a senior...Named to the Georgia Athletic Coaches Association North-South All-Star Classic game featuring the top 100 seniors in Georgia (along with Ohio teammate Tony Porter)... Team Captain For Roswell High School his senior year...Honor Roll student throughout high school...

Personal: Born March 11, 1995...Son of Michael and Julie Adams...Has one sister (Haley) who is a senior at the University of Alabama and two brothers, Ben, 17 and Lucas, 15...His father played college football at the University of Pennsylvania...Lists the Pittsburgh Steelers as his favorite team and Michael Jordan and Muhammad Ali as his favorite athletes...During his free time Zach loves to lift weights and watch movies when he isn't studying...Expects to earn a dual major in Finance and Marketing.



64 | GARRETT ALCORN

Beavercreek, Ohio
Beavercreek

OL	6-4	271	R-SO
----	-----	-----	------

2014: Made an appearance against Kentucky (Sept. 6).

2013: Redshirted.

Prior to Ohio: Played four-years on the varsity football squad... Served as the team captain in both his junior and senior seasons... Started 30-consecutive games... Earned Special Mention All-GWOC as a junior and Second Team All-GWOC as a senior... Received the Coach's Award as a senior... Helped his team to a 7-3 record and the GWOC Central Championship during his senior season... Also excelled in the classroom off the field as he received the Student-Athlete Award as sophomore, junior and senior.

Personal: Born Dec. 29, 1994... Son of Gerald and Lisa Alcorn... Has one older brother and one younger sister... Enjoys the outdoors - rock climbing, camping, fishing and hiking... Lists J.J. Watt from the Houston Texas as his favorite athlete... Lists the Cincinnati Bengals and the Cincinnati Reds as his favorite professional teams.



92 | CLEON ALOSEE

Pago Pago, A.S.
Tafuna

DL	6-0	297	R-SO
----	-----	-----	------

2014: Saw action in three games on the season... Made first career assisted tackle against Kentucky (Sept. 6).

2013: Redshirted.

Prior to Ohio: Selected as a member of the All-Polynesian All-American Team... Two-year starter... Helped his team to the Island Championship title in 2012 and Runner-Up in 2011... Ranked as the No. 3 on the island... Selected as a member of the American Samoa All-Star team that played a team of All-Stars from Hawaii in the annual Samoa Bowl... Game is played each year in American Samoa.

Personal: Born Nov. 11, 1995... Son of Puleai Abose and Ialoleua Polu... Has two older brothers - Carrington and Christopher.



31 | MATT AMICONE

Zanesville, Ohio
Tri-Valley

K	5-6	166	R-SO
---	-----	-----	------

2014: Did not play.


2013: Did not play

2012: Redshirted.

Prior to Ohio: Played four years of football and one year of basketball at Tri-Valley High School in Zanesville, Ohio ... Captained the football team during the 2010 and 2011 seasons ... Named Second Team All-Ohio during his high school career ... named Kicker of the Year during his high school career ... Set school records for most field goals and most points scored ... Football teams were league champions in 2009, 2010 and 2011.

Personal: Son of Michael and Harriet ... Has one brother, Michael and three sisters, Katelyne, Maria and Alaina ... Is the youngest of a five-child family ... Sister Katelyne played soccer at Ohio in 2009 ... Sister Maria played soccer at Mercyhurst from 2004-08 ... Plans to major in Exercise Physiology and wants to become a physical therapist ... Enjoys lifting, fishing and sports, especially soccer and basketball ... Favorite athlete is Mike Wallace ... Favorite teams are the Steelers, Penguins and Pirates.

OHIO MEET THE BOBCATS



93 | TARELL BASHAM

Rocky Mount, Va.
Franklin County

DL	6-4	250	JR
----	-----	-----	----

BASHAM'S CAREER STATISTICS


	GP	TACKLES	TFL	SACKS	INT	YARDS	FF	FR	PD
2013:	13	32	9.5-56	7.5	0	0	2	0	1
2014	12	33	6.0-41	5.0	0	0	1	0	2
TOTALS	25	65	15.5-97	12.5	0	0	3	0	3

2014: Named to Hendricks Award Midseason Watch List... Saw action in all 12 games, starting seven for the Bobcats... Totaled 33 tackles, including 15 solo stops and six for a total of 41 yards lost... Had a season high seven tackles against Marshall (Sept. 13)... Posted three high season stops against Akron (Oct. 18)... Recorded five sacks for 39 yards lost... Tallied one forced fumble against Central Michigan (Oct. 4)... Compiled five quarterback hurries and two pass break-ups on the season.

2013: Was named to the 13th annual Football Writers Association of America (FWAA) Freshman All-America Team... Started five of the 13 games he played in... Totaled 32 tackles - including 16 solo stops, a team-high 7.5 sacks (tied for fifth on the program's all-time single season sack list), 9.5 tackles for loss, five quarterback hurries, two forced fumbles and one pass breakup... Recorded his first career sack and forced a fumble at Louisville (Sept. 1)... Assisted on a tackle against North Texas (Sept. 7)... Compiled three tackles - including a sack - against Austin Peay (Sept. 21)... Posted three solo stops - including a career-high two sacks - at Akron (Oct. 5)... Totaled four tackles against Central Michigan (Oct. 12) in his first career start - including a sack, another tackle for a loss and a forced fumble... Made two tackles at Eastern Michigan (Oct. 19) - including a solo stop... Started against Miami (Oct. 26) and piled up three tackles - including a sack... Started at Buffalo (Nov. 5), posting two tackles - including a solo stop... Started at Bowling Green (Nov. 12) and totaled three tackles - including a tackle for a loss and another solo stop... Made six tackles against UMass (Nov. 29) - including one solo stop and an assist on a sack... Started against East Carolina (Dec. 23) in the Beef 'O' Brady's Bowl, recording three solo stops - including a sack.

Prior to Ohio: Recorded 16 sacks and 82 solo tackles throughout his career... Earned All-Region honors as a senior... Four-year varsity letter winner... Helped his team to an 8-3 record as a senior... Attended Hargrove Military Academy for Prep School and was coached by Troy Davis.

Personal: Born March 18, 1994... Son of Glenda Basham... Has three siblings... Had perfect attendance throughout high school... Undecided on a major... Enjoys playing Xbox... Is the first member of his family to ever attend college.



37 | DEVIN BASS

Omaha, Neb.
Millard North

CB	5-9	185	R-JR
----	-----	-----	------

BASS' CAREER DEFENSIVE STATISTICS

	GP	TACKLES	TFL	SACKS	INT	YARDS	FF	FR	PD
2012	13	43	3.0-4	0	1	20	0	0	7
2013	12	41	1.5-2	0	2	0	0	0	17
2014	11	42	0-0	0	1	0	1	0	10
TOTALS	36	126	4.5-6	0	4	20	1	0	34

BASS' CAREER SPECIAL TEAMS STATISTICS

	GP	PR	YARDS	TD	AVG/G	KR	YARDS	TD	AVG/G
2012	13	0	0	0	0.0	6	121	0	9.3
2013	12	8	6	0	0.8	19	420	0	35.0
2014	5	0	0	0	0.0	5	105	0	21.0
TOTALS	30	8	6	0	0.8	30	646	0	21.5

2014: Saw action in 11 games, starting 10... Finished the season with five returns for a total of 105 yards, averaging 21-yards a return... His season long return of 31 yards came against Marshall (Sept. 13)... Recorded an interception return against Akron (Oct. 18).

2013: Finished the year by earning All-Mid-American Conference First Team honors as a kick returner and Second Team all-league honors as a defensive back... Opened the year with five kick returns for a total of 124 yards at Louisville (Sept. 1)... Posted 11 tackles and one interception against Marshall (Sept. 14) en route to being named MAC East Defensive Player of the Week... Returned five kickoffs for 84 yards against Central Michigan (Oct. 12)... Had four tackles and picked off one pass in the endzone at Eastern Michigan (Oct. 19)... Registered three tackles and had one pass break up against Miami (Oct. 26)... Closed out the regular season with a pair of pass breakups against Massachusetts (Nov. 29)... Tallied five tackles and had two pass breakups in the 2013 Beef 'O' Brady's Bowl (Dec. 23).

2012: Appeared in all 13 games and made one start... Finished the year with 43 tackles (36 solo)... His 36 solo tackles were tied for third on the team... Made one solo tackle and broke up one pass in Ohio's 24-14 win at Penn State on Sept. 1... Totaled a three solo tackles and a tackle for loss in the Bobcats' home-opener against New Mexico State (Sept. 8)... Tallied four tackles at Marshall (Sept. 15)... Notched four stops and recorded his first career interception against Norfolk State (Sept. 22)... Posted seven tackles (five solo) at Massachusetts (Sept. 29)... Made a season-high seven solo tackles in the Bobcats win over Akron (Oct. 13)... Registered a pair of pass breakups at Miami (Oct. 27)... Totaled three stops at Ball State (Nov. 14)... Made four tackles and had a tackle-for-loss to close out the year against Louisiana-Monroe in Independence Bowl (Dec. 28).

2011: Redshirted.

Prior to Ohio: Played wide receiver, cornerback and running back at Millard North... Picked off eight passes and had nine pass breakups as a senior, with 48 solo tackles... Also posted four rushing touchdowns and four touchdown catches on offense... Named All-Nebraska, Defensive Back of the Year and was a Class A defensive captain... Helped lead Millard North to a state championship... Lettered in football four times and track three times.

Personal: Son of Tera Bass... Pre-Exercise Physiology major... Born Mar. 20, 1993... Enjoys reading and playing video games... Has two brothers, Tim and Antonio.

OHIO MEET THE BOBCATS



97 | KENT BERGER


Mentor, Ohio
Mentor

DL	6-4	249	R-FR
----	-----	-----	------

2014: Did not play.

Prior to Ohio: Four-year varsity letterwinner... Served as the team captain during his senior year... Helped guide Mentor High School to Ohio State Playoffs in each of the last three seasons... Also helped propel Mentor to state runner-up honors in 2013 and 2011... Earned First Team All State honors... Was selected as the Northeast Ohio Conference Defensive Player of the Year in 2012 and 2013... Received Special Mention All-State honors in 2012... Two-time First Team All-District honoree... Selected as the 2013 Lake County Touchdown Club Co-Defensive Player of the Year... Was named to the Cleveland Plain Dealer All Stars First Team following the 2013 campaign... Also played on the Mentor basketball team, earned two varsity letters... Helped the basketball team to a 25-5 record and an Ohio State Championship title in 2012.

Personal: Born May 19, 1995... Son of Kevin and Cammie Berger... Has two older sisters Kelsey and Kara... His sister Kelsey played college basketball at Air Force and Saint Joseph's... His other sister Kara played volleyball at Mount Union for two seasons... Lists Kobe Bryant as his favorite athlete and the New England Patriots as his favorite team... Excelled in the classroom, earning the Principal's Award, which is given to student athletes who have grade point average of 3.5 or higher... Involved in the community... Served a member of National Honors Society.



23 | MITCH BONNSTETTER

West Bend, Iowa
West Bend/Iowa Central CC

P	5-11	187	SR
---	------	-----	----

BONNSTETTER'S CAREER STATISTICS

	P	Yards	Avg.	Long	TB	FC	I20	50+	Blkd
2014	63	2631	41.8	64	3	14	18	14	0
TOTALS	63	2631	41.8	64	3	14	18	14	0

2014: Named MAC East Special Teams Player of the week (Oct. 27) . . . Saw action in all 12 games . . . Finished the year with a punting average of 41.8 . . . Tallied 2, 631 yards in 63 punts . . . Tallied four punts in the Bobcats season opener against Kent State (Aug. 30) for 170 yards . . . Recorded a season-best 46.8 yard average against Kentucky (Sept. 6) . . . Had a season-high eight punts at Kentucky and against Akron (Oct. 18) . . . Posted a career long 64-yard punt against Western Michigan (Oct. 25).

Prior to Ohio: Four-year member of the West Bend-Mallard High School... Earned three varsity letters... Served as the team captain as a senior... Three-time All-State honoree... Also a three-time All-District honoree... Helped guide West Bend-Mallard High School to the Iowa State Playoffs in the 2009, 2010 and 2011 seasons... Also competed on the varsity basketball, baseball and track teams at West Bend-Mallard High School... Played two seasons at Iowa Central CC... Earned All-America honors following the 2012 and 2013 campaigns... Posted a 45.6 average during the 2013 season... Helped Iowa Central CC to a pair of bowl games.

Personal: Born May 8, 1993... Son of Pam and Jeff Bonnstetter... Has two sisters Tiffany and Kylee... Enjoys hunting, boating and being around water... Lists Peyton Manning as his favorite athlete and the Indianapolis Colts as his favorite team... Excelled in the classroom as he was named to the honor roll in high school and was a member of the National Honor Society... Received Academic All-America honors... Intends to double major in Sports Management and Psychology.



80 | Brennan Boland

Overland Park, Kan.
Blue Valley Northwest/Highland CC


TE	6-5	255	RS JR
----	-----	-----	-------

2014: Did not play.

Prior to Ohio: Four-year member of the Blue Valley Northwest High School team... Helped Blue Valley Northwest High School to the 2009 District Championship... Earned Honorable Mention All-Conference honors in 2011... Played both tight end and defensive end at Blue Valley Northwest High School... Also played basketball and baseball at Blue Valley Northwest High School... Played the last two seasons at Highland Community College... Finished the 2013 campaign at Highland CC with 17 catches for 275 yards and two touchdowns... Guided Highland CC to the 2013 Jayhawk Conference Playoffs... Earned Jayhawk Conference Player of the Week honors after he hauled in seven receptions for 107 yards a two touchdowns against Fort Scott... Earned Second Team All-Jayhawk Conference honors as a tight end.

Personal: Born Sept. 28, 1993... Son of Bob and Sue Boland... Has two older siblings (Spencer and Carey)... His grandfather Dallas Dunn played basketball on the 1948 Kansas Jayhawks men's basketball team... Lists his favorite athlete as Rob Gronkowski and the Kansas City Chiefs and the Kansas City Royals as his favorite teams... Expects to double major in Sports Management and Sales.

OHIO MEET THE BOBCATS



33 | BLAIR BROWN

Moreno Valley, Calif.
Rancho Verde

LB	6-0	230	RS-JR
----	-----	-----	-------

BROWN'S CAREER STATISTICS

	GP	TACKLES	TFL	SACKS	INT	YARDS	FF	FR	PD
2013:	7	17	1.0-2	0	0	0	2	0	0
2014	11	55	4.0-9	1	0	0	1	0	2
TOTALS	18	72	5.0-11	1	0	0	3	0	2


2014: Appeared in 11 games, starting eight for the Bobcats... Finished third on the team in tackles... Totaled 55 tackles, including 30 solo stops and four tackles for a total nine yard loss... Recorded one sack against for a total of six yards lost with 0.5 against Kentucky (Sept. 06) and 0.5 against Idaho (Sept. 20)... Had a forced fumble against Central Michigan (Oct. 04)... Compiled one quarterback hurry against Miami University (Nov. 25)... Posted two pass breakups one against Idaho (Sept. 20) and Central Michigan.

2013: Appeared in seven games... Opened the year with two tackles at Louisville (Sept. 1)... Made eight tackles against Austin Peay (Sept. 21)... Tallied three tackles at Akron (Oct. 5)... Made his final appearance of the year at Eastern Michigan (Oct. 19).

2012: Redshirted.

Prior to Ohio: Served as the team captain during his sophomore, junior and senior seasons at Rancho Verde High School... Earned team defensive Most Valuable Player honors... Received All-League honors... Helped guide his team to a perfect 14-0 record during his senior campaign... Played for Pete Duffy.

Personal: Born May 27, 1994... Son of Valencia and Edward Brown... Has three brothers - Justin, Brandon and Edward - and one sister - Nicole... Lists his favorite athlete as Ray Lewis... Expects to major in Sociology and Criminology.



11 | CEDRIC BROWN

Martinsburg, W. Va.
Martinsburg


WR	6-0	190	RS-FR
----	-----	-----	-------

2014: Made first career appearance against Akron (Oct. 18)... Also recorded his first unassisted tackle against Akron.

2013: Redshirted.

Prior to Ohio: 2013 Semper Fidelis All-American... Played in the Semper Fidelis All-Star Game... Three-time All-State honoree... Three-time All-Conference honoree... Helped guide his team to three-consecutive West Virginia AAA State Championships... Was part of two teams that were ranked among the Top 200 high school teams in the nation... Finished his career with over 4,000 all-purpose yards... Logged 2,635 yards and 34 touchdowns in his career as a wide receiver... Averaged 6.1 yards per carry as a running back (530 yards) and scored nine touchdowns... Was a part of the West Virginia State Champion 4x400-meter relay team... Four-year letterwinner in football, three-year letterwinner in basketball, two-year letterwinner in baseball and two-year letterwinner in track and field... Has won a total of six state titles in football, baseball and track.

Personal: Born Sept. 8, 1994... Son of Debby and Todd Brown... One of four children... Was a member of the National Honor Society... Fellowship of Christian Athletes President... Served on his high school's student council... Enjoys playing video games, singing and physical training... Intends on majoring in Sports Administration.



83 | CONNOR BROWN

Miamisburg, Ohio
Miamisburg

TE	6-6	245	RS-FR
----	-----	-----	-------


2014: Did not play.

Prior to Ohio: Three-year varsity letterwinner... Served as team captain during his senior year... Helped guide Miamisburg to the Ohio State Playoffs during his senior year... Earned Second Team All-Conference honors as a senior... Also excels on the basketball court, serving as the team captain... Owns the Miamisburg High School record for blocks... Averaging 17.1 points and 7.4 rebounds per game as a senior... Former Ohio linebacker Matt Muncy served as one of his coaches in high school.

Personal: Born 14, 1996... Son of Kristi and Dave Brown... Has two brothers - Ryan and Jake... His father Dave played college football at the University of Findlay... His brother Ryan attends Ohio University... Lists the Cleveland Browns as his favorite football team and tight end Jordan Cameron as his favorite professional athlete... Intends to major in Sports Management.

OHIO BOBCAT FOOTBALL 2015

OHIO MEET THE BOBCATS



28 | DORIAN BROWN

Pittsburgh, Pa.
Baldwin

RB	5-11	196	R-FR
----	------	-----	------

BROWN'S CAREER STATISTICS


	GP	Att	Gain	Loss	Net	Avg	TD	Long	Avg/G
2014	10	22	67	14	53	2.4	2	7	5.3
TOTALS	10	22	67	14	53	2.4	2	7	5.3

2014: Appeared in 10 games for the Bobcats... Finished the season with 22 carries for a total of 53 yards and two touchdowns... Compiled a season high five receptions for 23 yards against Kent State (Aug. 30)... Totaled two receptions for nine yards... Returned a kick return against Miami (Nov. 25) for 10 yards.

2013: Redshirted.

Prior to Ohio: Earned All-Southeastern Conference All-Conference honors as a running back following his sophomore, junior and senior seasons... Finished his career by playing in 26 games and rushed for 3,293 yards, averaging 6.3 yards per carry and scored 33 touchdowns... Earned a bid to the BIG 33 All-Star game... Named to the Pittsburgh Post-Gazette Fabulous 22... Received Pittsburgh Tribune-Review Terrific 25 honors... Averaged 7.4 yards per carry and scored 12 touchdowns as a senior.

Personal: Born April 23, 1994... Son of Nikra Lewis... Has two younger brothers Jay and Anjol... Honor Roll Student... Won the fifth annual high school programming competition at Robert Morris University... Intends on majoring in Computer Science... Enjoys rapping, shooting videos, tweeter, playing sports, eating and studying.



5 | JARID BROWN

Huntington, Md.
Archbishop Carroll

CB	6-0	186	R-SO
----	-----	-----	------

2014: Saw action against Eastern Illinois (Sept. 27).

2013: Redshirted.

Prior to Ohio: Two-time WCAC All-Conference honoree... Posted 800 yards at wide receiver and had 14 touchdowns... Tallied six interceptions at cornerback... Rushed for over 600 yards as a quarterback during his junior year... Tossed 15 touchdowns for 1,300 yards... Four-year letterwinner... Attended Fork Union Military Academy and was coached by John Shuman.

Personal: Born June 14, 1994... Son of Michael and Tess Smith... One of six children in his family... Cousins with Joe Haden (Cleveland Browns) and Jordan Haden (Toledo Rockets)... Enjoys playing the drums... Plans to major in Sports Medicine.



35 | NATHAN CARPENTER

Lancaster, Ohio
Lancaster

S	5-9	201	R-SR
---	-----	-----	------

CARPENTER'S CAREER STATISTICS

	GP	TACKLES	TFL	SACKS	INT	YARDS	FF	FR	PD
2011:	14	53	2.0-12	1	2	17	1	3	11
2012:	13	53	6.0-15	1	2	22	0	2	5
2013:	13	43	1.0-3	0	0	0	1	0	3
2014:	3	9	0-0	0	1	0	0	0	2
TOTALS	43	158	9.0-30	2	3	39	2	5	21

2014: Ended the year with ten tackles and one pass break up... Opened the season with a start against Kent State (Aug. 30) with a season best five unassisted tackles... Tallied two unassisted tackles at Kentucky (Sept. 6) and Marshall (Sept. 13)... Recorded a pass break-up and interception at Marshall.

2013: Finished the year with 43 tackles and three pass breakups... Opened the year with six tackles at Louisville (Sept. 1)... Made six tackles including one for a three-yard loss against Marshall (Sept. 14)... Made three tackles against Central Michigan (Oct. 12)... Tallied three stops and pass breakup against Miami (Oct. 26)... Posted three solo tackles at Buffalo (Nov. 5)... Closed out the year on a high note as he posted a season-best seven tackles against East Carolina in the Beef'O' Brady's Bowl (Dec. 23).

2012: Appeared in all 13 games and made seven starts, including one in the Independence Bowl... Finished the year with 53 tackles (36 solo)... His 36 solo tackles were tied for third on the team... Made six tackles (five solo) in Ohio's 24-14 win at Penn State on Sept. 1... Logged his first interception of the year against New Mexico State (Sept. 8), which he returned 22 yards for a touchdown... Had a huge game against Marshall (Sept. 15) as he registered six tackles and had a 48-yard fumble recovery, which set up the game-winning field goal over the Herd... Logged seven tackles at Massachusetts (Sept. 29)... Posted four tackles, one tackle for loss and one fumble recovery against Buffalo (Oct. 6)... Matched a season-high with seven stops against Akron (Oct. 13) and posted 1.5 tackles for loss... Recorded 2.5 tackles for loss against Eastern Michigan (Nov. 1)... Closed out the year with three tackles versus Louisiana-Monroe in the Independence Bowl (Dec. 28).

2011: Played all 14 games of the 2011 season... Registered 53 tackles, two for loss and one sack... Picked off two passes during the season... Forced one fumble and recovered three... Recorded a season-high ten tackles against Kent State on Oct. 1... Picked off a pass against Gardner-Webb and returned it for 17 yards on Sept. 10... Forced a fumble and recovered two fumbles against Marshall on Sept. 17... Broke up nine passes throughout the season.

2010: Redshirted.

Prior to Ohio: Played running back, safety, kicker, kick returner and punt returner in high school... Named second-team All-Ohio, first-team Central District and first-team all-league... Lancaster Eagle Gazette Player of the Year... Participated in the North-South All-Star Game and the Big 33 Game... Rushed for 1,400 yards on offense as a senior and had 68 tackles with three interceptions, a forced fumble and a fumble recovery on defense... Lettered in football four years, in swimming three years and track one year... Member of the National Honor Society.

Personal: Is the son of Rob and Susie Carpenter... Majoring in Finance... Born Nov. 17, 1991... Has three brothers, Bobby, Jonathan and Georgie... Brother Bobby played football for Ohio State and the New England Patriots... Father Rob played for Miami and the New York Giants... Brother Jon played football at Cincinnati... Brother Georgie played football at Marshall... Uncle Craig played football at Northwestern... Uncle Frank played football at Kent State... Enjoys hunting, fishing, fixing cars and building fences... Plays the piano.

OHIO MEET THE BOBCATS



85 | BRENDAN COPE

Warren, Ohio
Howland

WR	6-2	189	R-SO
----	-----	-----	------

COPE'S CAREER STATISTICS

	GP	REC	YDS	YDS/REC	LG	TD	YDS/G
2014	8	17	303	17.8	58	0	37.9
TOTALS	8	17	303	17.8	58	0	37.9

2014: Saw action in eight games, including six starts... Recorded 17 receptions for a total of 303 yards... Had a season high 58 yard reception against Kent State (Aug. 30) and a total of 71 yards.

2013: Redshirted.

Prior to Ohio: Earned All-Northeast Ohio honors and All-Conference honors... Served as the team captain during his senior year... Saw significant action at running back, quarterback and wide receiver as a senior... Finished his senior season with 1,228 total yards and 12 touchdowns (616 receiving - six touchdowns, 530 passing - 5 touchdowns and 182 rushing - one touchdown)... Also averaged 42.8 yards per punt... Helped guide his team to three conference titles and three state playoff appearances... Competed on the high school basketball team where he earned All-Northeast Ohio honors as a senior and was named county player of the year... Three-year letterwinner in football, basketball and track.

Personal: Born March 6, 1995... Son of Craig and Jan Cope... Has two older siblings - Nathan and Kristen... Received the West Point Leadership Award... Was a four-year member of the student senate honor roll.



50 | TRAVIS DAUGHERTY

Clarksville, Ohio
Clinton-Massie

LB	6-1	202	RS-SO
----	-----	-----	-------

DAUGHERTY'S CAREER STATISTICS

	GP	TACKLES	TFL	SACKS	INT	YARDS	FF	FR	PD
2014	9	20	1.0-6	0	0	0	0	0	1
TOTALS	9	20	1.0-6	0	0	0	0	0	1

2014: Made an appearance in nine games... Finished the season with twenty total tackles, including eight solo stops... Compiled seven tackles against Marshall (Sept. 13) with six assisted tackles... Saw action on special teams against Akron (Oct. 18) with an eleven-yard kick return... Recorded one pass breakup against Eastern Illinois (Sept. 27).

2013: Redshirted.

Prior to Ohio: Was a three-year starter and a three-year letterwinner at Clinton-Massie... Played strong safety and outside linebacker... Helped his team to the Division IV Ohio State Championship in both his junior and senior season... Guided his squad to the Division IV Ohio State Championship Semifinals as a junior... As a senior his squad went 15-0 and claimed the Division IV Ohio State Championship... Graduated Summa Cum Laude from high school.

Personal: Born June 12, 1994... Son of Lynn and Steve Daugherty... Has two older brothers (Trent and Tyler) and one older sister (Taylor)... Enjoys playing ping pong and basketball... Expects to major in Pre-Medicine.



14 | GRANT CUNNINGHAM

Brecksville, Ohio
Brecksville-Broadview Heights

S	6-0	195	RS-SO
---	-----	-----	-------

CUNNINGHAM'S CAREER STATISTICS

	GP	TACKLES	TFL	SACKS	INT	YARDS	FF	FR	PD
2014	8	2	0	0	0	0	0	0	0
TOTALS	8	2	0	0	0	0	0	0	0


2014: Made an appearance in eight games on the season, and started against Buffalo (Nov. 5)... Finished the season with two total tackles... Saw action on special teams against Eastern Illinois (Sept. 27) on a four-yard punt return... Also blocked a kick against Eastern Illinois.

Prior to Ohio: Played defensive back at Brecksville-Broadview Heights high school where he was a team captain and earned First Team All Southwest Conference while hauling in 6 career interceptions and returning a punt for a TD. Played in the Greater Cleveland East-West All Star game where he was a team captain and had an interception.

Personal: Son of Ken and Jeanie Cunningham... Born on May 26, 1995... Has three siblings, Carson, Kenny, and Carly... Brother Kenny plays soccer at Ohio State... grandfather played basketball at Cincinnati and was the Ohio High School Player of The Year in 1961... Majoring in Marketing.

OHIO BOBCAT FOOTBALL 2015

OHIO MEET THE BOBCATS



24 | TORAN DAVIS

Lithonia, Ga.
Southwest DeKalb

S	6-0	206	R-SO
---	-----	-----	------

DAVIS' CAREER STATISTICS

	GP	TACKLES	TFL	SACKS	INT	YARDS	FF	FR	PD
2013	9	7	0.0-0	0	0	0	0	1	0
2014	12	42	1.5-2.0	0	1	16	1	0	2
TOTALS	21	49	1.5-2.0	0	1	16	1	1	2

2014: Saw action in all 12 games for the Bobcats, starting two... Finished the season with 42 total tackles, with 24 solo stops, and 1.5 tackles for two yards lost... Compiled 10 tackles against Bowling Green (Oct. 11), including six solo stops... Recorded an interception against Buffalo (Nov. 5) for 16 yards... Tallied one forced fumble against Western Michigan (Oct. 25).

2013: Appeared in nine games and finished the year with a pair of tackles... Saw most of his action on special teams... Made his collegiate debut in the first game of the year at Louisville (Sept. 1)... Had a fumble recovery for a touchdown against Marshall... Made one stop at Akron (Oct. 5).

2012: Redshirted.

Prior to Ohio: Earned First Team All-State as a senior... Was nominated as the Georgia State Player of the Year by WSB-TV... Earned the Regional Player of the Year Award after he tallied a team-high 75 tackles and 10 tackles for loss... Three-time All-Region, two-time All-County and two-time All-State honoree... Also saw significant time at running back where he rushed for 1,200 career yards, including 500 yards as a senior... Helped his team to state playoff runs as a sophomore, junior and senior seasons... Three-time letterwinner... Experienced a significant amount of success in the classroom as he was named to the honor roll all four years in high school.



20 | BRYAN DICILLO


Broadview Heights, Ohio
Walsh Jesuit

LB	6-2	212	RS-FR
----	-----	-----	-------

2014: Did not play.

Prior to Ohio: Received three varsity letters... Served as the team captain during his senior year... Helped Walsh Jesuit to the 2011 and 2013 North Coast League Football Championship... Rated as one of the Top 50 players in Northeast Ohio... Earned All-Ohio Third Team honors... Two-time All-Northeast Ohio Inland District honoree... Selected as Walsh Jesuit's Player of the Year, Linebacker of the Year and Running Back of the year... Took part in the 2013 Summit County Football Thanksgiving Game and was selected as the Defensive Captain... Finished his senior season with 99 tackles (40 solo), seven tackles for loss and four sacks... Also posted 108 carries for 584 yards and nine touchdowns on the offensive side of the ball... Also earned two varsity letters on the basketball and track and field teams.

Personal: Born Aug. 1, 1995... Son of Paula and David DiCillo... Has two siblings - Derek and Serena... His father David competed in football and track at John Carroll from 1984-88... Lists Michael Jordan as his favorite athlete and the Miami Heat as his favorite team... Enjoys movies and video games... Volunteers in his local community... Expects to major in Exercise Physiology.



2 | IAN DIXON

Athens, Ohio
Athens

WR	5-7	170	R-SR
----	-----	-----	------

DIXON'S CAREER STATISTICS

	GP	REC	YDS	YDS/REC	LG	TD	YDS/G
2012	3	0	0	0.0	0	0	0.0
2013	8	5	21	2.6	10	0	2.6
2014	7	5	100	20.0	49	2	14.3
TOTALS	18	10	121	12.1	49	2	6.7

2014: Saw action in seven games... Finished the season five receptions for 100 total yards... Tallied a career high two receiving touchdowns... Had a season high three receptions at Marshall (Sept. 13) for 37 total yards and one touchdown... Career long reception came against Akron for a 49-yard touchdown... Also saw action on special teams for a 20-yard return against Akron (Oct. 18).

2013: Appeared in eight games... Finished the year with five receptions... Also saw action on special teams... Had one punt return for 10 yards in the season opener at nationally-ranked Louisville (Sept. 1)... Saw action in the Beef 'O' Brady's Bowl as he hauled in one reception for six yards (Dec. 23).

2012: Appeared in three games... Made his season debut against Norfolk State... Also saw action the Bobcats' 45-14 victory over Louisiana-Monroe in the 2012 Independence Bowl.

2011: Redshirted

Personal: Son of Dwayne Dixon, Ohio's wide receivers coach... Undecided on a major.



10 | JOEY DUCKWORTH

Louisville, Ohio
Louisville

QB	6-3	215	RS-FR
----	-----	-----	-------

2014: Did not play.

Prior to Ohio: Three star recruit according to ESPN.com... Three-year varsity letterwinner... Selected as a team captain during his senior season... Threw for 1,200 yards and nine touchdowns in just five games during the 2012 season... Also rushed for 320 yards on the ground... Passed for 1,050 yards and 11 touchdowns in 2011... Played on the Louisville High School football team that went 10-1 and won the Northeast Buckeye Conference Championship... Also was a three-year letterwinner of the varsity baseball team and earned one varsity letter on the boy's basketball team.

Personal: Born Dec. 4, 1995... Son of Andy and Caryn Duckworth... Has two older siblings (Christian and Caitlin)... Enjoys football, baseball, working out and hanging out with friends... Lists Peyton Manning as his favorite athlete and the Cleveland Browns as his favorite professional football team... Earned Scholar Athlete honors as a junior and senior... Was a member of the CHAMPS Leadership program... Expects to major in Business.

OHIO MEET THE BOBCATS



72 | BRENNAN DUDZIAK


Pickerington, Ohio
Pickerington Central

OL	6-5	250	RS-FR
----	-----	-----	-------

2014: Did not play.

Prior to Ohio: Three-year varsity letterwinner... Earned First Team All-District and All-League honors following his senior season... Received Special Mention Honors in the 2012 OCC Coaches Poll... Helped Pickerington Central to a four-year record of 37-10... In league play, Pickerington Central posted a mark of 26-2 during Dudziak's career... Guided Pickerington Central to four straight appearances in to the Ohio State Playoffs... Also earned three varsity letters in track and field.

Personal: Born Sept. 30, 1995... Son of Doug and Kelly Dudziak... Has one older brother - Brian... Enjoys weightlifting and Frisbee golf... Lists Peyton Manning as his favorite athlete and Ohio University as his favorite team... Also excelled in the classroom as he was named to the honor roll in each of his four years in high school... Expects to major in Exercise Physiology.



4 | JALEN FOX

Cincinnati, Ohio
Wyoming

CB	5-11	176	RS-FR
----	------	-----	-------

2014: Did not play.

Prior to Ohio: Three-year varsity letterwinner... Concluded his senior season on a high note as he earned First Team All-State and First Team All-District accolades... Also picked up All-Conference honors... Helped his team to the 2013 League Championship... Led the team with 28.3 yards per kickoff return as a senior... Also, totaled 33 tackles and one interception touchdown... Started in 10 games as a junior and recorded 67 tackles, three interceptions and 10 pass breakups... Also received four varsity letters in track... Three-time league champion in the 100-meter dash.

Personal: Born March 22, 1996... Has two younger brothers Jamal and Jared... Enjoys working out, hanging out with friends and family and playing video games... Lists Cam Newton as his favorite athlete and the Cincinnati Bengals as his favorite team... Intends to major in Sports Psychology.



16 | BRADD ELLIS

Lebanon, Ohio
Lebanon

CB	5-10	185	RS-SO
----	------	-----	-------

2014: Saw action in two games for the Bobcats against Eastern Illinois (Sept. 27) and Akron (Oct. 18)... Recorded an unassisted tackle against Akron.



59 | CHALMER FRUEAUF

Cincinnati, Ohio
Moeller

LB	6-3	235	RS-FR
----	-----	-----	-------


2014: Did not play.

Prior to Ohio: Served as the team captain for both the football and wrestling teams... Three-year varsity letterwinner with the football team and was a four-year varsity letterwinner with the football team... Helped his high school squad to back-to-back Ohio State Championships.

Personal: Born Oct. 5, 1994... Son of Alex and Tracy Frueduf... Has an older sister Chloe... His father Alex played football at Princeton University... Enjoys music, watching movies, sleeping and eating... Lists his favorite athlete as Bruce Irvin and his favorite athlete as the Cincinnati Bengals... Undecided on his major.

OHIO BOBCAT FOOTBALL 2015

OHIO MEET THE BOBCATS



78 | NICK GIBBONS

Stone Mountain, Ga.
Stephenson

OL	6-5	303	R-JR
----	-----	-----	------


2014: Saw action in two games against Idaho (Sept. 20) and Buffalo (Nov. 5).

2013: Has played in six games, making one start ... Has graded out at a 1.6667, recording nine pancakes ... Saw action at Louisville (Sept. 1) ... Saw the field against Marshall (Sept. 14) ... Made first career start at right guard against Austin Peay (Sept. 21), tallying two pancakes ... Earned playing time against Central Michigan (Oct. 12) ... Saw action at Eastern Michigan (Oct. 19), totaling two pancakes ... Saw the field against Kent State (Nov. 19).

2012: Redshirted.

Prior to Ohio: Played on both the offensive and defensive side of the ball, seeing action at offensive and defensive tackle... Earned All-Region honors as a senior... Helped his team to a 9-2 record as a senior.

Personal: Born Oct. 19, 1993... Son of Bentley Gibbons and Lashicka Harris... Has one younger sister (Amiah Prowell)... Enjoys playing video games, hanging out with friends and going to movies... Lists his favorite team as the Atlanta Falcons and the Atlanta Braves... Expects to major in Specialized Sciences.




14 | CAMERON GUNNELS

Cincinnati, Ohio
Mason

CB	6-0	170	RS-FR
----	-----	-----	-------

2014: Did not play.

Personal: Born Sept. 27, 1995... Has a sister named Lindzie, who attends the University of Cincinnati... His favorite athlete is Tyrann Mathieu and his favorite team is the Cincinnati Bengals.



40 | CODY GRILLIOT

Clayton, Ohio
C.D. Hylton


LB	6-0	214	R-SO
----	-----	-----	------

2014: Saw action in 12 games for the Bobcats... Finished the season with 18 total tackles, 10 solo stops and two tackles for a seven yard loss... Compiled five solo stops against Eastern Illinois (Sept. 27)... Recorded 1.5 sacks for a total of a six-yard loss.

2013: Redshirted.

Prior to Ohio: Three-year starter and a three-year letterwinner... Earned all-conference honors in both his junior and senior year... Was selected as the team's Special Team Player of the Year in both his junior and senior season... Played safety and outside linebacker at Northmont High School... Helped led his team to a 7-3 record and a GWOC Central conference title as a senior... Tallied three forced fumbles in Northmont's matchup with Fairborn during his senior season.

Personal: Born June 22, 1994... Son of Randy and Jenny Grilliot... Has two older siblings - Jordan (brother) and Courtney (sister)... His brother Jordan is currently attending medical school at Ohio University, while his sister Courtney is enrolled in undergrad at Ohio... Enjoys riding dirt bikes and playing ping pong... Lists the Cincinnati Reds as his favorite baseball team.



17 | TIM HELTON

Cincinnati, Ohio
Notre Dame - Cathedral Latin/Cincinnati


WR	6-2	198	RS-SO
----	-----	-----	-------

2014: Saw action in two games for the Bobcats, against Idaho (Sept. 20) and Central Michigan (Oct. 4).

2013: Redshirted.

Personal: Born Oct. 18, 1994... Son of Jim and Eileen Helton... Has one brother (Joe) and three sisters (Molly, Jamie and Natalie)... Lists the Cleveland Cavaliers and the Cleveland Browns as his favorite teams... Lists Brady Quinn as his favorite athlete... Enjoys spending time with family and friends... Expects to major in Sports Management.

OHIO MEET THE BOBCATS



21 | MALEEK IRONS


Chilliwack, British Columbia
WJ Mouat Secondary

RB	6-0	211	RS-FR
----	-----	-----	-------

2014: Saw action in two games for the Bobcats... Made first career appearance against Central Michigan (Oct. 4)... Recorded his first assisted tackle against Miami (Nov. 25).

Prior to Ohio: Four-year member of the WJ Mouat Secondary football team... Earned Provincial Most Valuable Player honors following the 2012 and 2013 campaigns... Three-time Athlete of the Year... Selected as the Most Valuable Player in the Northwest Elite Camp... Finished his high school career with 7,944 yards rushing and 98 rushing touchdowns... Tallied 120 career tackles and 10 interceptions on the defensive side of the ball... Rushed for a Provincial single-season record 3,204 yards and 45 touchdowns in 2012... Also rushed for a single game school record 498 yards... Played on Team British Columbia in the 2012 and 2013 International Bowl in Texas... Played on the Team Canada squad that defeated Team USA in the International Bowl... Competed on the track and field team for four years... Inducted into the Abbotsford Sports Wall of Fame.

Personal: Born June 29, 1996... Son of Jolene and Shawn McDivitt... Has three younger sisters - Kiara, Isabella and Julianna... Enjoys working out, hanging out with friends and sports... Lists his favorite athlete as Adrian Peterson and the Seattle Seahawks as his favorite team... Would like to get into coaching or become a fire fighter following graduation.



51 | JOVON JOHNSON

Solon, Ohio
Solon

LB	6-0	215	R-SR
----	-----	-----	------

JOHNSON'S CAREER STATISTICS

	GP	TACKLES	TFL	SACKS	INT	YARDS	TD	FF	FR	PD
2012:	11	3	0.0-0	0	0	0	0	0	0	2
2013	13	61	3.0-6	0.5	1	42	1	0	1	3
2014	12	67	10.5-35	3.5	2	38	0	1	1	8
TOTALS	36	131	13.5-41	4.0	3	80	1	1	2	13

2014: Started in all 12 games of the season... Had a career high 67 tackles for the season, including 46 solo tackles... Totaled 3.5 sacks on the season... Recorded two interceptions... Tallied a season high eight solo tackles in Ohio's season opener against Kent State (Aug. 30)... Totaled a season high 12 tackles against Kentucky (Sept. 6) with six assisted and six unassisted tackles... Had one forced fumble against Central Michigan (Oct. 4)... Made a 27-yard interception against Western Michigan (Oct. 25).

2013: Started four of the 13 games he appeared in ... Tied for fourth on the team with 61 tackles, including 35 solo stops... Posted four tackles at Louisville (Sept. 1) ... Started against North Texas (Sept. 7), returning his first career interception 42 yards, recording his first career fumble recovery and making two solo stops ... Made second straight start against Marshall (Sept. 14), compiling seven tackles - including four solos ... Earned third consecutive start against Austin Peay (Sept. 21), tying for the team lead with a season-high eight tackles ... Totaled two solo stops at Akron (Oct. 5) ... Made four tackles against Central Michigan (Oct. 12), including two solos... Made fourth start at Eastern Michigan (Oct. 19), finishing with five tackles - including two solos - and assisting on a sack ... Posted four tackles - three of them solo - against Miami (Oct. 26) ... Tied for second on the team with six tackles - including a season-high five solo stops - at Buffalo (Nov. 5) ... Tallied two solo tackles at Bowling Green (Nov. 12) ... Totaled four tackles - including three solos - against Kent State (Nov. 19) ... Tied for the team lead and matched his season high with eight stops against UMass (Nov. 29) ... Posted five solo stops -- including one for a loss -- against East Carolina (Dec. 23) in the Beef 'O' Brady's Bowl.


2012: Played in 12 of Ohio's 13 games ... Came on as a backup linebacker during Ohio's 24-14 win at Penn State on Sept. 1 ... Broke up one pass during Ohio's win over New Mexico State ... Played in Ohio's win at Marshall on Sept. 15 ... Made one assisted tackle and registered one pass breakup against Norfolk State ... Appeared in Ohio's win over Buffalo ... Played in Ohio's win over Akron ... Appeared in Ohio's loss at Miami ... Played in Ohio's win over Eastern Michigan ... Made one tackle during Ohio's games against Bowling Green and Kent State ... Appeared in Ohio's Independence Bowl victory over Louisiana-Monroe.

2011: Redshirted.

Prior to Ohio: Played linebacker and fullback at Solon High School... Totaled 99 tackles along with 11 sacks and two interceptions and ran for 313 yards with two touchdowns as a senior ... Tallied 207 tackles in high school career with 28 sacks ... Named All-Conference as a senior ... Helped lead his team to two-straight regional final games ... Three-year letterwinner in football ... During one game he tallied an impressive five sacks.

Personal: Son of Roosevelt and Jomia Johnson ... Majoring in Health Services Administration ... Born July 15, 1993 ... Was on the honor roll and played intramural basketball in high school.

OHIO MEET THE BOBCATS



13 | DEVIN JONES

Sandusky, Ohio
Margaretta

CB	6-1	202	R-SR
----	-----	-----	------

JONES' CAREER STATISTICS

	GP	TACKLES	TFL	SACKS	INT	YARDS	TD	FF	FR	PD
2012	11	11	0.0-0	0	0	0	0	0	0	0
2013	10	5	0.0-0	0	0	0	0	0	0	0
2014	8	32	0.5-0	0	0	0	0	0	0	4
TOTALS	29	48	0.5-0	0.0	0	0	0	0	0	4

2014: Played in seven games, starting five ... Finished the season with a career high 32 tackles, including 22 solo stops... Tallied a season high seven tackles against Kentucky (Sept. 6) and Eastern Illinois (Sept. 27)... Had a season high six unassisted tackles at Kentucky... Recorded four pass break ups on the season.

2013: Appeared in 10 games... Finished the year with five tackles (four solo)... Registered his first tackle of the season versus Miami (Oct. 26)... Tallied four tackles (three solo) at Bowling Green (Nov. 12)... Appeared in the Beef 'O' Brady's Bowl.

2012: Saw action in 11 games... Finished the year with 11 tackles (five solo)... Made his collegiate debut against New Mexico State (Sept. 8)... Recorded his first tackle at Massachusetts (Sept. 29)... Posted a pair of tackles at Ball State (Nov. 14)... Recorded a season-high three tackles (two solo) at Kent State (Nov. 23)... Recorded one tackle in the Bobcats' 45-14 win over Louisiana-Monroe in the Independence Bowl (Dec. 28).

2011: Redshirted.

Personal: Undecided on a major.



88 | KYLE KUHAR

Avon Lake, Ohio
Avon Lake

DL	6-5	275	R-FR
----	-----	-----	------

2014: Did not play.

Prior to Ohio: Four-year member of the Avon Lake football team... Three-year letterwinner... Earned All-Ohio honors as a defensive end... Selected to the All-Lorain County Team as a junior and senior... Received the 2013 Lorain County Lombardi Defensive Award... Two-time all-conference honoree... Helped guide Avon Lake to a pair of SWC titles and two trips to the Ohio State Playoffs... Guided Avon Lake to a 24-8 record over the past three years... Also played four years on the Avon Lake baseball team where he earned four varsity letters.

Personal: Born March 20, 1996... Son of Brian and Laurie Kuhar... Has one younger brother (Jaret) and one older sister (Taylor)... Excelled in the classroom, earning Academic All-Ohio honors... Named to the honor roll all four years in high school ... Received the Principal's Academic Excellence Award all four years in high school... Expects to major in Business.



56 | STEPHEN LANGENKAMP

Liberty Township, Ohio
Moeller


OL	6-2	285	SO
----	-----	-----	----

2014: Made seven appearances for the Bobcats.

Prior to Ohio: Three-year varsity letterwinner... Served as the team captain during his senior year... Earned All-Southwest Ohio District honors... Named to the First Team All-GCL... Participated in the Ohio North/South All-Star game... Named First Team Division I Cincinnati Enquirer Sports All-Star team... Helped Moeller High School to back-to-back Division I Ohio State Championships... Was recognized at the Ohio State Capitol as a captain on the Division I State Championship team... Guided Moeller High School to the GCL Championship... Also played baseball as a freshman.

Personal: Born May 16, 1996... Son of Steve and Carman Langenkamp... Has one younger brother (Seth) and two older sisters (Cymone and Noelle)... Father Steve and Uncle Max both played football at Ohio State... His sister Noelle plays volleyball at Western Kentucky... His cousin Craig Stammen is a pitcher for the Washington Nationals... Enjoys playing baseball, basketball, fishing and reading... Lists the Cincinnati Bengals as his favorite football team and Allen Iverson as his favorite athlete... Four-year honor roll student.

OHIO MEET THE BOBCATS



99 | KURT LASEAK

Mentor, Ohio
Mentor

LB	6-4	242	R-JR
----	-----	-----	------

LASEAK'S CAREER STATISTICS


	GP	TACKLES	TFL	SACKS	INT	YARDS	TD	FF	FR	PD
2013	13	43	1.5-2	1.5-0	0	0	0	0	0	0
2014	12	23	4.5-24	3.5-22	0	0	0	0	0	0
TOTALS	25	66	6.0-26	5.0-22	0	0	0	0	0	0

2014: Named to Capital One Academic All-District 5 Team... Saw action in all 12 games, starting three... Recorded 23 total tackles, with 10 being unassisted... Earned a season high five tackles against Kentucky (Sept. 6)... Tallied 4.5 tackles for a 24 yard loss... Had 3.5 sacks for a total of 22 yards lost on the season.

2013: Started 10 of the 13 games he played in ... Compiled 43 tackles - including 18 solo stops, 1.5 sacks, 1.5 tackles for loss, a pass breakup and a quarterback hurry ... Started at Louisville (Sept. 1), making four tackles - including one solo stop ... Started against North Texas (Sept. 7), posting three tackles - including one solo stop ... Made two tackles against Austin Peay (Sept. 21) - including one solo stop ... Started at Akron (Oct. 5), assisting on a sack ... Posted five tackles against Central Michigan (Oct. 12), including three solo stops and a solo tackle for a loss ... Started at Eastern Michigan (Oct. 19), registering five tackles - including two solo stops ... Tallied four tackles against Miami (Oct. 26) - including a sack and another solo stop ... Started at Buffalo (Nov. 5) ... Started at Bowling Green (Nov. 12), totaling four tackles - including two solo stops ... Started against Kent State (Nov. 19), assisting on three tackles ... Started against UMass (Nov. 29), posting five tackles - including one solo stop ... Started against East Carolina (Dec. 23) in the Beef 'O' Brady's Bowl, piling up a season-high seven tackles - including five solo stops in addition to a pass breakup.

2012: Did not play.

Prior to Ohio: Helped his team to back-to-back OHSAA State Playoff appearances... During his senior season, he helped lead his team the state quarterfinals... Two-time All-State honoree, earning First Team honors as a senior and Second Team honors as a junior... Earned First Team All-District honors during his junior and senior seasons... Recorded 125 total tackles, 10 pass breakups and six tackles for loss as a senior... Three-time varsity letterwinner.



22 | BRETT LAYTON

Redlands, Calif.
Redlands/ Mt. San Jacinto College

CB	5-11	180	SR
----	------	-----	----

LAYTON'S CAREER STATISTICS

	GP	TACKLES	TFL	SACKS	INT	YARDS	TD	FF	FR	PD
2014	6	13	1.5-6	1.0-6	2	43	0	0	1	5
TOTALS	6	13	1.5-6	1.0-6	2	43	0	0	1	5

2014: Saw action in 6 games in his first season at Ohio, and started three... Ended the season with 13 total tackles, including 12 solo stops... Tallied a season high 5 solo tackles against Miami (Nov. 25)... Recorded a sack for a six yard loss against Miami... Had a 43 yard interception against Western Michigan (Oct. 25)... Finished with three pass break ups on the season.

Prior to Ohio: Four-year member of the varsity football team... Earned all league at defensive back following his senior season at Redlands High School... Played two seasons at Mt. San Jacinto College... In his two seasons in junior college, he tallied 60 tackles, nine interceptions and 15 pass deflections... Two-time all-conference honoree at Mt. San Jacinto... Earned All State honors in 2012.

Personal: Born July 22, 1994... Son of Michelle and Brian Layton... Has two brothers (Ivory and Deon) and one sister (Toni)... Enjoys watching ESPN and going to the gym... Lists Kyrie Irving as his favorite athlete and the Pittsburgh Steelers as his favorite team... Expects to major Biology.



65 | JOE LOWERY

Tallmadge, Ohio
Tallmadge

OL	6-6	290	SO
----	-----	-----	----


2014: Saw action in 10 games on the season.

Prior to Ohio: Three star recruit according to ESPN.com... Four-year member of the Tallmadge High School football team... Earned two varsity letters... Served as the team captain during his senior season... Named All-State in each of the last two seasons... Two-time All-District recipient... Two-time First Team All-League honoree... Selected as the Tallmadge High School Offensive Player of the Year... Helped guide his squad to winning season in both his junior and senior campaigns... As a junior, he helped guide Tallmadge High School to the league championship.

Personal: Born May 20, 1996... Son of Erica Kelly Mitchely... Has one older brother (Jamie) and one younger sister (Sam)... Lists the Cleveland Browns as his favorite team... Spent time as a senior mentor and volunteered with Dunbar Reads... Excelled in the classroom as he was named to the Honor Roll in each of his four years in high school... Intends to major in Nursing.

OHIO BOBCAT FOOTBALL 2015

OHIO MEET THE BOBCATS



67 | MIKE LUCAS

Chicago, Ill.
Saint Patrick

OL	6-4	313	R-SR
----	-----	-----	------

2014: Named to Phil Steel's Midseason All-MAC Offensive Second team... Saw action in all 12 games for the Bobcats, and started 11.


2013: Has started all 12 games ... Has graded out at a 1.8523, pacing the team with 48 pancakes, 11 deceleaters and 59 knockdowns ... Started at center at Louisville (Sept. 1), finishing with three pancakes ... Started at right guard against North Texas (Sept 7), compiling six pancakes and a deceleater ... Started at right guard against Marshall (Sept. 14), totaling two pancakes and two deceleaters ... Started at center against Austin Peay (Sept. 21), recording a season-high 10 pancakes to lead the team ... Started at left guard at Akron (Oct. 5), registering three pancakes and a deceleater ... Started at center against Central Michigan (Oct. 12), posting five pancakes and two deceleaters ... Started at left guard at Eastern Michigan (Oct. 19), tallying four pancakes and a deceleater ... Started at left guard against Miami (Oct. 26), compiling four pancakes and four deceleaters ... Started at left guard at Buffalo (Nov. 5), collecting four pancakes ... Started at left guard at Bowling Green (Nov. 12) ... Started against Kent State (Nov. 19), registering a game-high six pancakes ... Started at left guard against UMass (Nov. 29), posting a pancake.

2012: Played in seven of Ohio's 13 games during the season ... Appeared in 77 plays, earning 142 points ... Graded out at a 1.84 ... Recorded 14 pancakes and 14 knockdowns.

2011: Did not play.

Prior to Ohio: Played offensive line at St. Patrick High School ... Named Second Team All-Illinois ... Two-time All-Conference ... Three-time letterwinner in football.

Personal: Son of Keith and Teresa Lucas ... Pursuing a double major in Accounting and Finance.



27 | AARON MACER

Twinsburg, Ohio
Twinsburg

S	6-0	192	R-JR
---	-----	-----	------

MACER'S CAREER STATISTICS

	GP	TACKLES	TFL	SACKS	INT	YARDS	FF	FR	PD
2012:	8	3	0.0-0	0.0-0	0	0	0	0	0
2013:	10	7	1.0-3	0.0-0	0	0	0	0	0
2014:	9	11	0.0-0	0.0-0	0	0	0	0	1
Totals	27	21	1.0-3	0.0-0	0	0	0	0	1

2014: Played in nine games during the season... Tallied a career high 11 tackles on the season, with eight solo tackles... Recorded six solo tackles against Western Michigan (Oct. 25)... Had one pass breakup on the season.

2013: Appeared in 10 games during the year... Made his season debut at Louisville (Sept. 1)... Tallied a pair of tackles North Texas (Sept. 7)... Tallied a pair of solo tackles at Akron (Oct. 5)... Recorded a solo tackle against Bowling Green (Nov. 1)... Appeared in the Beef 'O' Brady's Bowl (Dec. 2).


2012: Saw action in eight games during the year... Made his collegiate debut at home against New Mexico State (Sept. 8)... Recorded three tackles at Marshall (Sept. 15)... Appeared in the Bobcats' 45-14 win over Louisiana-Monroe at the Independence Bowl (Dec. 28).

2011: Redshirted.

Prior to Ohio: Played quarterback and free safety at Twinsburg High School, the same school that produced current Ohio kicker Matt Weller ... Tallied six rushing touchdowns along with 596 passing yards and three passing touchdowns and, on defense, made 25 tackles with one interception and one forced fumble as a senior ... In high school career, he rushed for 1,091 yards with 12 touchdowns along with 57 tackles and three interceptions ... Named All-District quarterback as a senior ... NOC River Offensive Player of the year as a senior ... Nominated to compete in the North-South All-Star Game at Ohio Stadium ... Three-year letterwinner in football, two years in basketball and four in track ... Honor Roll student in high school.

Personal: Son of Rick and Pam Macer... Born Feb. 25, 1993... Has one older sister Lauren... Lists Joe Haden as his favorite professional athlete and the Cleveland Browns, Indians and Cavs as his favorite professional teams... Undecided major.

OHIO MEET THE BOBCATS



82 | TROY MANGEN

Union, Ohio
Northmont

TE	6-5	252	JR
----	-----	-----	----

MANGEN'S CAREER STATISTICS

	GP	REC	YDS	YDS/REC	LG	TD	YDS/G
2013	13	4	12	0.3	6	1	0.9
2014	12	19	147	7.7	24	0	12.3
Totals	25	23	159	6.9	24	1	6.4

2014: Made an appearance on all 12 games, starting 10... Recorded 19 receptions for 147 yards... Had a career long 24-yard reception against Kent State (Aug. 30)... Tallied an unassisted tackle against Miami (Nov. 25).

2013: Played in all 13 games, making four starts ... Hauled in four receptions for 12 yards and a touchdown ... Caught two passes for seven yards and his first career touchdown at Akron (Oct. 5) ... Made first career start at tight end against Central Michigan (Oct. 12) ... Started at tight end at Eastern Michigan (Oct. 19), catching one pass ... Started at tight end against Miami (Oct. 26) ... Started at tight end against East Carolina (Dec. 23) in the Beef 'O' Brady's Bowl, catching one pass for six yards.

Prior to Ohio: Two-time All-League honoree at tight end... Helped lead his team to the co-division title following his senior year... Earned an invitation to the Ohio North-South All-Star game... Also played on the basketball and baseball team.

Personal: Born July 25, 1994... Son of Mike and Teri Mangen... Has one brother and one sister... Was a member of the National Honor Society... Four-year scholar athlete award winner... Intends on majoring in business... Both his father and uncle were captains of the Ohio University football team.



24 | JERRID MARHEFKA

St. Clairsville, Ohio
St. Clairsville

WR	5-11	183	R-SO
----	------	-----	------

2014: Did not play.

2013: Redshirted.

Prior to Ohio: Helped St. Clairsville High School to a State Runner-up finish in 2012... Served as team captain during his senior season... Finished his senior season with 36 receptions and 1,000 yards and 12 touchdowns... Tallied a state record with nine catches for 272 yards and four touchdowns... Earned All-State honors... Also played basketball and ran track in high school.

Personal: Born Feb. 10, 1995... Son of Jon and Susan Marhefka... Has one older brother (Jonathan) and one younger sister (Sara)... Enjoys playing basketball and working on cars during his spare time... Lists the Pittsburgh Steelers and the Oklahoma City Thunder as his favorite teams... Lists Kevin Durant as his favorite athlete... Expects to major in Business Management.



74 | JARED MCCRAY


Minford, Ohio
Minford

OL	6-5	320	SO
----	-----	-----	----

2014: Saw action in eight games for the Bobcats.

Prior to Ohio: Three star recruit according to ESPN.com... Four-year varsity letterwinner... Served as team captain as both a junior and senior... 2013 Wendy's High School Heisman Recipient... Participated in the Ohio North/South All-Star game... Two-time All-State honoree... Two-time All-District recipient... Earned All-Conference honors in 2012 and 2013... Also excelled in basketball, baseball and track... Earned a total of 10 varsity letters during his high school career... Helped the basketball team to the 2013 conference title... Served as the team captain of the basketball team as both a junior and senior... Led his team to the conference championship in 2013.

Personal: Born Dec. 27, 1995... Son of Lisa and Shaun McCray... Has one younger brother (Jones)... Enjoys traveling and sports... Lists the Cincinnati Bengals and the Cincinnati Reds as his favorite teams... Lists Orlando Pace as his favorite athlete... Member of the National Honor Society... Earned Academic All-Ohio honors... Junior class vice president... Holds a 3.611 grade point average in the classroom... Expects to major in Exercise Physiology.



75 | MIKE McQUEEN

Garfield Heights, Ohio
Garfield Heights

OL	6-6	287	R-SR
----	-----	-----	------

2014: Saw action in 11 games for the Bobcats, and started in all of them.

2013: Has started eight of the 12 games he played in ... Has graded out at a 1.7823, totaling 17 pancakes and three declainers ... Saw the field at Louisville (Sept. 1) ... Started at left guard against North Texas (Sept. 7), tallying four pancakes ... Started at left guard against Marshall (Sept. 14), collecting one pancake ... Started at left guard against Austin Peay (Sept. 21), compiling two pancakes and a declainer ... Saw the field at Akron (Oct. 5), totaling a season-high five pancakes as well as a declainer ... Started at left guard against Central Michigan (Oct. 12), recording three pancakes and a declainer ... Started at left tackle at Eastern Michigan (Oct. 19), posting a pancake ... Started at left tackle against Miami (Oct. 26), tallying a pancake ... Started at left tackle at Buffalo (Nov. 5) ... Saw action at Bowling Green (Nov. 12)

2012: Played in 10 of Ohio's 13 games during the 2012 season ... Appeared in 181 plays, accumulating 325 points on the season ... Graded out at a 1.80 ... Recorded six pancakes, six declainers, and 12 knockdowns.

2011: Redshirted.

Prior to Ohio: Played offensive (right tackle) and defensive line at Garfield Heights High School... Earned All-Conference honors at both football and basketball... Graded out at 95 percent in run blocking and 91 percent in pass blocking... Earned second-team All-Conference honors... Also played power forward and center on the basketball team... Honor Roll student.

Personal: Son of Paul McQueen Sr. and Denise West.

OHIO BOBCAT FOOTBALL 2015

OHIO MEET THE BOBCATS



9 | ANDREW MEYER


Canal Winchester, Ohio
Pickerington Central

WR	6-0	185	R-FR
----	-----	-----	------

2014: Did not play.

Prior to Ohio: Four-year letterwinner on the varsity football team... Served as team captain as a senior... Help guide Pickerington Central to four-straight league championships throughout his prep career... Earned All-League honors following his senior season... Also competed in track and field where he earned one varsity letter.

Personal: Born Nov. 16, 1995... Son of Jeff and Melissa Meyer... Has one older sister Kaitlyn... His father Jeff played college soccer at Capital University... Enjoys working out and watching movies... Lists the Cincinnati Bengals as his favorite professional team... Three-time honor roll student... Intends on majoring in Finance.



86 | MASON MORGAN

Grove City, Ohio
Grove City


TE	6-6	259	R-SO
----	-----	-----	------

2014: Saw action in nine games on the season.

2013: Redshirted.

Prior to Ohio: Two-time All-Conference honoree... Helped guide his team to the Ohio State Playoffs in both his junior and senior seasons... Averaged over 20 yards per catch in both his junior and senior seasons... Also played on the varsity basketball team.

Personal: Born Aug. 18, 1995... Son of Lisa and Eric Morgan... Has one older sister McKenzie... Enjoys working out and playing basketball... Undecided on a major.



38 | CHAD MOORE

Grove City, Ohio
Grove City

LB	6-0	193	R-SO
----	-----	-----	------

MOORE'S CAREER STATISTICS

	GP	TACKLES	TFL	SACKS	INT	YARDS	FF	FR	PD
2014	12	33	0.5-1	0.5-0	0	0	0	0	2
TOTALS	12	33	0.5-1	0.5-0	0	0	0	0	2

2014: Saw action in all 12 games on the season... Finished the season with 33 total tackles, with 11 solo stops... Compiled a season high six tackles against Bowling Green (Oct. 11) with two solo stops... Recorded a 0.5 sack against Northern Illinois (Nov. 18)... Had two pass breakups on the season.

2013: Redshirted.



69 | ZACH MURDOCK

Dublin, Ohio
Dublin Coffman

OL	6-6	267	R-SO
----	-----	-----	------

2014: Did not play.

2013: Redshirted.

Prior to Ohio: Earned 2012 Ohio All-State Special Recognition honors... Named First Team All-District honors... OCC Conference Honorable Mention recipient... Selected J.J. Huddle All-Ohio Honorable Mention... Helped lead his squad to a 9-1 record and No. 9 Division I ranking in Ohio in 2012.

Personal: Born Nov. 9, 1994... Son of Patricia and John Murdock... Has one older brother Collin... Enjoys playing video games, basketball and going to the movies... Was part of the St. John's Church Young People's department... Intends on majoring in Communications and Sports Management.

OHIO MEET THE BOBCATS



21 | KYLAN NELSON

Lexington, Ky.
Lafayette

S	5-10	180	50
---	------	-----	----

NELSON'S CAREER STATISTICS

	GP	TACKLES	TFL	SACKS	INT	YARDS	TD	FF	FR	PD
2014	10	16	0.0-0	0.0-0	0	0	0	0	1	0
TOTALS	10	16	0.0-0	0.0-0	0	0	0	0	1	0

2014: Made an appearance in 10 games... Totaled 16 tackles on the season, including 11 solo stops... Compiled seven total tackles against Eastern Illinois (Sept. 27) with five solo stops... Recorded one fumble recovery against Central Michigan (Oct. 4)... Scored an 84-yard touchdown against Miami (Nov. 25) on a kick return.

Prior to Ohio: Four-year letterwinner of the Lafayette High School football team... Served as the team captain as a senior... Played both offense and defense... Registered 2,000-plus all-purpose yards in both his junior and senior seasons... Scored 18 touchdowns in both his junior and senior seasons... Tallied 65 tackles as a senior... Selected as the squad's Special Team's Most Valuable Player as a junior and senior... Tallied 430 all-purpose yards against Bryan Station... Rushed for 156 yards and three touchdowns against Henry Clay... Helped guide his team to the third round of the playoffs during his freshman season... Also excelled on the Lafayette High School baseball team as he was a three-year letterwinner... Named captain of the baseball team as a junior.

Personal: Born Feb. 24, 1996... Son of MacArther and Sheresa Nelson... Has one younger sister Kennedy... Lists Seattle Seahawks quarterback Russell Wilson as his favorite football player... Lists the New York Yankees and Philadelphia Phillies as his teams... Enjoys Math, Science and playing sports... Very active in his local community, serving as an active member at the Main Street Baptist Church and in the Black Men Working Academy (BMW)... Member of the Fellowship of Christian Athletes (FCA)... Also excelled in the classroom as he posted the football team's top grade point average in each of his four years in high school... A member of the Beta Club... Intends to major in Human Exercise Physiology.



45 | A.J. OUELLETTE

Covington, Ohio
Covington

RB	5-10	195	50
----	------	-----	----

OUELLETTE'S CAREER STATISTICS

	GP	Att	Gain	Loss	Net	Avg	TD	Long	Avg/G
2014	10	160	804	19	785	4.9	7	65	78.5
TOTALS	10	160	804	19	785	4.9	7	65	78.5


2014: Two-time MAC East Offensive Player of the Week (Nov. 6 and 24)... Saw action in 10 games on the season, and started six... Lead the team in rushing with 160 for a total of 785 yards, and seven touchdowns... Recorded a season long 65 yard rush against Eastern Illinois (Sept. 27)... Had a season high 155 yards on 29 rushes against Buffalo (Nov. 5)... Compiled 21 receptions for 133 yards and three touchdowns on the season.

Prior to Ohio: Four-year varsity letterwinner in football, wrestling and track... Helped Covington High School to four straight league championships... Was named Most Valuable Player in the Dayton area All-Star game... Holds several high school rushing records, including the school standard for yards in a season (2,535) and yards in a game (353)... Played for head coach Dave Miller Jr.

Personal: Born July 20, 1995... Son of Phil and Jody Ouellette... Has one sister older Ashile... Lists his favorite team as the San Francisco 49ers... Enjoys helping out with his high school sports.

OHIO BOBCAT FOOTBALL 2015

OHIO MEET THE BOBCATS



7 | DAZ' PATTERSON

Plant City, Fla.
Plant City

RB	5-7	185	SR
----	-----	-----	----



32 | QUENTIN POLING

Spencerville, Ohio
Elida

LB	6-0	219	R-SO
----	-----	-----	------

PATTERSON'S CAREER STATISTICS

	GP	ATT	YDS	TD	LG	REC	YDS	TD	LG	KR	YDS	TD	PR	YDS	TD
2012	12	34	195	1	29	4	98	0	68	24	584	1	2	28	0
2013	11	38	211	2	32	13	120	1	26	8	159	0	4	44	0
2014	12	86	348	1	49	12	116	0	38	24	526	0	15	136	0
Totals	35	158	754	4	49	29	334	1	68	56	1,267	1	21	208	0

2014: Named to Phil Steele's Midseason All-MAC Special Teams First Team...Named MAC East Special Teams Player of the Week (Oct. 8)...Named CFPA National Returner of the Week (Oct. 10)... Played in all 12 games for the Bobcats, and started five... Ended the year with 348 rushing yards and 116 receiving... Saw action on special teams with 526 yards from 24 kick returns and 136 yards from 15 punt returns... Recorded a season high 61 rushing yards on 17 carries and 48 receiving yards on 3 catches against Kent State (Aug. 30)... Tallied a rushing touchdown against Western Michigan (Oct. 25) after rushing 56 yards on 12 carries.

2013: Saw action in 11 games and made one start... Finished the year with 211 yards rushing and 120 yards receiving... Was also a force on special teams as he had eight returns for 159 yards... Posted a season-best 94 yards on just seven carries versus Austin Peay... He also had 37 return yards against APSU... Had five carries at Eastern Michigan... Finished the year strong in the Beef 'O' Brady's Bowl against East Carolina as he had 28 yards rushing, a season-best 77 yards receiving and 51 kickoff return yards.

2012: Appeared in 12 games and made one start... Enrolled early and took part in spring ball... Was the team's top kickoff returner with 582 yards, averaging 24.2 yards per return... Finished the year fourth on the team in rushing with 195 yards, averaging 5.7 yards per carry... Rushed for 35 yards and totaled 22 yards receiving in his first career appearance against New Mexico State (Sept. 8)... Carried the ball four times for 30 yards at Marshall (Sept. 15)... Recorded his first career touchdown against Buffalo (Oct. 6) as he returned a kickoff 100 yards, which tied a school record en route to earning MAC East Special Teams Player of the Week honors... Rushed for a season-high 37 yards and scored his first career rushing touchdown against Eastern Michigan (Nov. 1)... Caught a pair of passes for 74 yards at Ball State (Nov. 14)... Carried the ball five times for 36 yards against Louisiana-Monroe in the 2012 Independence Bowl (Dec. 28).

Prior to Ohio: Earned Second Team All-State honors during his junior and senior seasons... Selected as the team's Most Valuable Player and the Offensive MVP following his junior season... Surpassed 1,500 all-purpose yards as a senior, averaging 9.6 yards per touch... Surpassed 2,000 all-purpose yards as a junior... Four-year letterwinner... Successful in the classroom as he received the school's Scholar Athlete Award as held a 4.87 grade point average... Member of the National Honor Society... Graduated high school with honors and earned the Scholar Athlete Award.

Personal: Son of Kenyatta Shaw... Born Sept. 11, 1993... Has two younger siblings - brother Markese and sister Arlancia... Lists the Miami Heat, Tampa Bay Bucs and Rays as his favorite professional sport teams... Expects to major in Business.

POLING'S CAREER STATISTICS

	GP	TACKLES	TFL	SACKS	INT	YARDS	TD	FF	FR	PD
2014	12	89	8.5-35	5.0-30	3	77	0	0	0	6
TOTALS	12	89	8.5-35	5.0-30	3	77	0	0	0	6


2014: Two-time MAC East Defensive Player of the Week (Sept. 8 and 22)... Earned CFPA National Defensive Performer of the Week and the National Linebacker of the Week (Sept. 22)... Named Nagurski National Defensive Player of the Week (Sept. 23)... Started in all 12 games for the Bobcats... Led the team with 89 total tackles on the season, and 60 solo stops... Compiled 8.5 tackles for 35 yards lost... Recorded five sacks on the season for 30 yards... Totaled three interceptions against Idaho (Sept. 20) for 77 yards... Had 12 solo stops against Northern Illinois (Nov. 18)... Finished the season with three quarterback hurries and pass breakups.

2013: Redshirted.

Prior to Ohio: Finished his high school career with 509 tackles, 20 sacks, 12 forced fumbles and nine interceptions... Earned First Team All-Ohio in both his junior and senior seasons... Three-time All-Northwest Ohio honoree... Named Defensive Player of the Year in Northwest Ohio following his senior year... Three-time Western Buckeye League (WBL) recipient... Named the WBL Defensive Back of the Year after his senior year... Four-year letterwinner... Posted a combined record of 33-15 during his time on the varsity football team... Helped his squad to the state playoffs in each of his final three years in high school... Guided his team to a 10-4 record and a trip to the Ohio State Semifinals during his junior year... Also competed on the varsity Track and Wrestling.

Personal: Born Aug. 17, 1994... Son of Kenneth and Marisha Poling... One of five children... Member of the National Honor Society... Served as his class Vice President... Enjoys Kayaking, fishing, hunting and playing basketball... Intends on majoring in Pre-Exercise Physiology.

OHIO MEET THE BOBCATS



54 | TONY PORTER

Lawrenceville, Ga.
Peachtree

DL	6-1	289	R-SO
----	-----	-----	------

2014: Saw action in four games.

2013: Redshirted.

Prior to Ohio: Finished his career with 128 tackles, 22 tackles for loss and 10.5 sacks... Selected to the Georgia North-South and Gwinnett County All-Star Games... Received 2012 Georgia 6A Region Seven First Team honors... Awarded Gwinnett County Second Team All-County accolades... Four-year letterwinner... Was awarded the 2012 Peachtree Ridge Defensive Lineman Player of the Year... Finished his senior year with 36 tackles, five tackles for loss and two sacks... Named to the 2011 Georgia AT&T Junior Bowl... Helped guide his high school team to an 8-3 record following his junior year... Also competed in track where he earned two varsity letters.

Personal: Born Sept. 9, 1993... Son of Sabrina and Christopher... Enjoys volunteering with youth football, hanging out with friends and family and playing Xbox... Intends on majoring in Education.



54 | LUCAS POWELL

Egerton, Kan.
Gardner Edgerton

OL	6-3	296	R-SR
----	-----	-----	------

2014: Saw action in all 12 games, and started 11...Named to Rimington Trophy Watch List.

2013: Has started nine of the 11 games he's played in ... Has graded out a team-best 1.8868 and ranks second on the team with 41 pancakes ... Received playing time at Louisville (Sept. 1), recording two pancakes ... Started at center against North Texas (Sept. 7) and tallied a team season-high 13 pancakes ... Started at center against Marshall (Sept. 14) and posted four pancakes ... Started at center at Akron (Oct. 5) and piled up three pancakes ... Earned playing time against Central Michigan (Oct. 12) and recorded a pancake ... Started at center at Eastern Michigan (Oct. 19) and posted two pancakes ... Started at center against Miami (Oct. 26) and finished with eight pancakes ... Started at center at Buffalo (Nov. 5) and totaled three pancakes ... Started at center at Bowling Green (Nov. 12) and tallied a pancake ... Started at center against Kent State (Nov. 19) and compiled four pancakes ... Started at center against UMass (Nov. 29).

2012: Played in three of Ohio's 13 games during the season ... Appeared in 34 plays, earning 64 points ... Graded out at a 1.88 ... Recorded eight pancakes, one deceiver, and nine knockdowns.

2011: Redshirted.

Prior to Ohio: Played offensive line and center at Gardner Edgerton High School ... Named first-team 5A All-State, All-State Top 22, Rivals Kansas All-State first team, Kansas City All-Metro Top 11 and was ranked as the #27 Center in the country by Rivals.com as a senior ... Selected to play in the 2010 Kansas Shrine Bowl ... Helped lead team to a Kansas 5A State Runner-up and a #24 National Ranking by USA Today as a senior ... Named to the All-State Academic team as a junior ... Three-year letterwinner in football and once in wrestling ... Son of Kit and Debbie Powell.

Personal: Son of Kit and Debbie Powell... Born April 2, 1993... Has one younger brother - Logan... Enjoys hanging out with friends, lifting and boating... Lists the Kansas City Chiefs as his favorite professional sports team... Sports Management major... Would like to work in a college athletic department after graduation.


OHIO MEET THE BOBCATS



52 | JAKE PRUEHS

North Olmsted, Ohio
St. Edward

OL	6-2	285	SO
----	-----	-----	----



95 | BRANDON PURDUM

London, Ohio
Jonathan Alder

DL	6-3	275	R-SR
----	-----	-----	------

2014: Saw action in all 12 games for the Bobcats, and started 11.

Prior to Ohio: Four-year member of the St. Edward High School football team... Two-time letterwinner... Helped guide St. Edward to back-to-back 11-win seasons in 2012 and 2013... His team advanced to the Ohio State Regional Final in 2012 and the Semifinals in 2013... Earned 2013 Associated Press All-Ohio Special Mention honors... Was named to the 2013 Cleveland Plain Dealer All-Star Team (Offense)... Named First Team All-District Northeast Lakes following the 2013 season... Ranked as the 30th-best center by Scout.com and as the 45th-best center by 247Sports... Helped anchor an offensive line that allowed just four sacks in 2013... Totaled a career-high nine pancake blocks versus Austintown Fitch as a senior... Named to the 2014 North-South All-Star Classic... Also played two years on the St. Edward baseball team and earned one varsity letter.

Personal: Born April 18, 1996... Son of Jeff and Linda Pruehs... His cousin Kaitlyn Smith plays on the Baldwin Wallace basketball team... Nominated for the National Football Federation Scholar-Athlete Award... Member of the National Honor Society... Posted a 3.5 grade point average or higher in each of his four years in high school... Lists Cleveland Browns center Alex Mack as his favorite athlete... Enjoys robotics, weightlifting, computers and working with computers... Intends to major in mechanical/biomedical engineering with the goal of one day owning his own engineering firm.

PURDUM'S CAREER STATISTICS

	GP	TACKLES	TFL	SACKS	INT	YARDS	FF	FR	PD
2012:	9	10	0.5-1	0.5-1	0	0	0	0	0
2013	13	30	6.0-16	2.0-7	0	0	0	1	2
2014	10	19	0.0-0	0.0	0	0	0	1	1
Totals	32	59	6.5-1	2.5-8	0	0	0	2	3

2014: Saw action in 10 games, and started two... Tallied 19 total tackles with 13 assisted and six unassisted... Recorded one fumble recovery against Western Michigan (Oct. 25)... Had one pass breakup against Idaho (Sept. 20)... Totaled a season high three tackles against Central Michigan (Oct. 4) and Akron (Oct. 18).

2013: Started nine of the 13 games he played in... Compiled 30 tackles - including 11 solo stops, two sacks, six tackles for loss, three quarterback hurries, two pass breakups and a fumble recovery... Started at Louisville (Sept. 1), assisting on three tackles... Made three tackles against North Texas (Sept. 7) - including one solo stop for a loss... Started against Marshall (Sept. 14), piling up three tackles - including a sack and another solo stop in addition to recovering a fumble... Started against Austin Peay (Sept. 21), making a season-high four tackles - including a solo stop for a loss... Started at Akron (Oct. 5), posting three solo stops... Made fourth straight start against Central Michigan (Oct. 12), assisting on three tackles - including one for a loss... Assisted on two tackles at Eastern Michigan (Oct. 19)... Recorded a sack against Miami (Oct. 26)... Totaled two tackles at Buffalo (Nov. 5) - including a solo stop... Started at Bowling Green (Nov. 12), assisting on a tackle... Started against Kent State (Nov. 19), tallying three tackles - including a solo tackle for a loss and another solo stop... Started against UMass (Nov. 29), assisting on two tackles - including one for a loss... Started against East Carolina (Dec. 23) in the Beef 'O' Brady's Bowl.


2012: Played in nine of Ohio's 13 games... Recorded 10 total tackles (four solo) during the season... Recorded 0.5 tackles for loss (one yard) and 0.5 sacks (one yard)... Registered one assisted tackle for a loss of five yards in Ohio's win over New Mexico State... Recorded three assisted tackles in Ohio's win over Norfolk State... Played in Ohio's win at UMass... Played in Ohio's win over Akron... Recorded one solo tackle in Ohio's loss at Miami... Played in Ohio's win over Eastern Michigan... Made two tackles in Ohio's game at Ball State... Recorded one quarterback hurry at Ball State... Played in Ohio's game at Kent State... Made three solo tackles during Ohio's Independence Bowl win over Louisiana-Monroe.

2011: Redshirted.

Prior to Ohio: Played offensive tackle, defensive tackle and end at Jonathan Alder High School... Named team captain as a senior... All-District first team, All-Ohio first team and All-County as a senior... All-Ohio honorable mention as a junior... Tallied 19 tackles, 18 assists and one sack along with 36 pancake blocks and no sacks allowed as a senior... Total of 53 tackles and four sacks in high school career... Helped lead team to a 9-1 season and the district semifinals... Three-time letterwinner in football and basketball and four in track... Named a team captain of the basketball team as a senior... Named Field Events and Boys Track MVP at Alder High School as a junior... All-County in track and field as well as the District Shot Put and Discus Champion as a junior... Honor Roll student in high school.

Personal: Son of B.J. and Ginna Purdum... Born March 17, 1992... Has one older brother Brad and one younger sister Lacy... His older brother Brad attending Hocking College... Expects to major in Education.

OHIO MEET THE BOBCATS



26 | COREY QUALLEN

Mason, Ohio
Mason

S	6-1	209	R-SO
---	-----	-----	------

2014: Saw action in three games on the season... Recorded an assisted tackle against Marshall (Sept. 13).

2013: Redshirted.

Prior to Ohio: Two-time All GMC honoree... Three-year letterwinner... Helped his team six wins as a senior... Also played on the high school baseball team.

Personal: Born April 30, 1995... Son of Amy and Darian Quallen... Has one brother - Cameron... Enjoys fishing and drawing.



5 | MALIK RODRIGUEZ

Brooklyn, N.Y.
Poly Prep Country Day

WR	6-3	205	R-SO
----	-----	-----	------


2014: Did not play.

2013: Saw action in three games... Made his collegiate debut in the season-opener at Louisville.

2012: Redshirted.

Prior to Ohio: Played all four years on the varsity squad... Named to the MSG Varsity All-City following his senior season... Voted as one of the Top 50 players at the MSG level... Selected to the MSG All-Metro Team Secondary Watch List... Received the Ed Rossi Character Award... Took second at the 2012 United States Indoor meet in the 55-meter dash.

Personal: Son of Lloyd Rodriguez and Lisa Steadwell... Born Sept. 5, 1993... Has two older siblings - Tariq (brother) and Dominique (sister)... Sister Dominique attends Dowling College and brother Tariq is enrolled at Hudson Valley Community College... Enjoys meeting new people and food tasting... Lists his favorite athlete at Michael Vick as his favorite professional athlete and the Philadelphia Eagles, Los Angeles Lakers, New York Knicks and New York Jets as his favorite professional teams.



12 | JORDAN REID

Stone Mountain, Ga.
Parkview

WR	6-3	198	R-JR
----	-----	-----	------

REID'S CAREER STATISTICS

	GP	REC	YDS	YDS/REC	LG	TD	YDS/G
2013	8	6	61	0.8	25	0	7.6
2014	12	24	326	13.6	34	1	27.2
Totals	20	30	387	12.9	34	1	19.4

2014: Saw action in all 12 games on the season... Recorded 24 receptions for 326 total yards... Tallied a season high 34 yards against Eastern Illinois (Sept. 27) and Bowling Green (Oct. 11)... Had a receiving touchdown against Miami (Nov. 25).

2013: Saw action in eight games... Finished the year with six receptions for 61 yards... Caught one pass for five yards in the Bobcats' season opener at Louisville (Sept. 1)... Hauled in one pass for 16 yards versus Austin Peay (Sept. 21)... Collected a season-long reception of 25 yards at Akron (Oct. 5)... Closed out the year with a pair of receptions in the Beef 'O' Brady's Bowl (Dec. 23).


2012: Redshirted.

Prior to Ohio: Played offense, defense and special teams, earning time at wide receiver, cornerback and kick returner... Earned Second Team All-County during his senior season... Surpassed 500 yards receiving... Earned Blue Chip Player of the Week twice during the 2011 season... Also starred on the basketball team as he two varsity letters.

Personal: Son of Michelle and Kenneth Reid... Born Feb. 19, 1994... Has one younger sister Kennedy... Lists his favorite athlete as LeBron James and his favorite professional team as the New Orleans Saints... Expects to major in Sports Management with a career goal of becoming a sports agent.

OHIO BOBCAT FOOTBALL 2015

OHIO MEET THE BOBCATS



84 | KAWMAE SAWYER

Cleveland, Ohio
Villa Angela - St. Joseph

WR	6-0	194	R-JR
----	-----	-----	------

SAWYER'S CAREER STATISTICS

	GP	REC	YDS	YDS/REC	LG	TD	YDS/G
2013	13	3	15	0.2	8	0	1.2
2014	12	2	18	9.0	13	0	1.5
Totals	25	5	33	6.6	13	0	1.3

2014: Saw action in all 12 games... Recorded two receptions for a total 18 yards... Tallied three unassisted tackles on the season... Had two unassisted tackles against Eastern Illinois (Sept. 27)... Caught a season high pass against Buffalo (Nov. 5) for 13 yards.

2013: Played in all 13 games, making three catches for 15 yards... Caught two passes for 12 yards at Bowling Green (Nov. 12)... Caught one pass for three yards against Kent State (Nov. 19).

2012: Played in eight of Ohio's 13 games... Played in Ohio's 44-10 win over Norfolk State... Played in Ohio's 37-34 win at UMass... Played in Ohio's loss at Miami... Recorded one solo tackle in Ohio's win over Eastern Michigan... Recorded one solo tackle at Ball State... Played in Ohio's loss at Kent State on Nov. 23... Appeared in Ohio's Independence Bowl victory over Louisiana-Monroe.

2011: Redshirted.

Prior to Ohio: Played football at Villa Angela-St. Joseph High School... Named First Team White Division... Caught 31 passes for 352 yards and one touchdown during the 2010 season... Earned First and Second Team academic honors during his high school career... Was the class Vice President during the 2010-11 school year.

Personal: Born July 13, 1993... Son of Tracey and Bernard... When not playing football, enjoys going to amusement parks and playing/watching basketball.



44 | CASEY SAYLES

Omaha, Neb.
Omaha North

DL	6-3	268	JR
----	-----	-----	----

SAYLES' CAREER STATISTICS

	GP	TACKLES	TFL	SACKS	INT	YARDS	FF	FR	PD
2013	11	32	5.5-16	3.5-0	0	0	0	0	0
2014	12	19	1.5-2	0.5-2	0	0	0	1	0
Totals	23	51	7.0-18	4.0-2	0	0	0	1	0

2014: Saw action in all 12 games on the season, starting six... Tallied 19 total tackles, with 11 assisted... Made a season high six tackles against Marshall (Sept. 13)... Recorded a 0.5 sack for 2 yards lost... Had one fumble recovery against Northern Illinois (Nov. 18)... Finished the season with two quarterback hurries.

2013: Saw action 11 games, finishing the year with 32 tackles and 5.5 tackles for loss... Made his collegiate debut at home against North Texas (Sept. 7), registering two tackles and one sack... Tallied one sack at Akron (Oct. 5)... Recorded a season-best seven tackles at Eastern Michigan (Oct. 19)... Posted five tackles and 1.0 tackle for loss at Buffalo (Nov. 5)... Closed out the regular season with six tackles and 0.5 sack against Massachusetts (Nov. 29)... Saw action in the Beef 'O' Brady's Bowl (Dec. 23).

Prior to Ohio: Named First Team Super All-State... Helped team finish State Runner-up in the Nebraska State Playoffs as well as finishing ranked No. 2 in the state... Finished with 76 career tackles and five sacks... Earned All-State honors in baseball... Three-year letter winner in baseball and football.

Personal: Son of Gary and Lori Sayles... Born on Sept. 4, 1995... Has one older sister, Stephanie... Plans to major in Criminal Justice.

OHIO MEET THE BOBCATS



42 | BLAKE SCIPIO

Hilliard, Ohio
Hilliard Bradley

DB	5-11.5	190	RS-JR
----	--------	-----	-------

SCIPIO'S CAREER STATISTICS

	GP	TACKLES	TFL	SACKS	INT	YARDS	FF	FR	PD
2012:	8	3	0.0-0	0.0	0	0	1	0	0
2014	5	2	0.0-0	0.0	0	0	0	0	0
Totals	13	5	0.0-0	0.0	0	0	1	0	0

2014: Made an appearance in five games... Recorded two unassisted tackles on the season against Bowling Green (Oct. 11) and Akron (Oct. 18).

2013: Redshirted.

2012: Appeared in eight games and saw most of his action on special teams... Made his collegiate debut against New Mexico State (Sept. 8)... Tallied a pair of tackles at home against Eastern Michigan (Nov. 1)... Saw action in the Independence Bowl (Dec. 28).

Prior to Ohio: Served as the team captain during his senior season... Named All-Conference First Team and All-District Second Team... Central Ohio Super 25 selection... Rushed for 1,356 yards on 133 attempts (10.2 average), totaled 1,430 all purpose yards and scored 16 touchdowns as a senior... Also recorded 44 tackles, three interceptions on defense... Helped his squad to a 7-3 mark... Also competed on the varsity wrestling and track teams... Was a member of the National Honor Society.

Personal: Son of Jan and Bill Scipio... Born April 22, 1994... Older brother Joel attended Ohio University and played on the football team from 2006-09... Enjoys working out, hunting and fishing... Lists his favorite athlete as Ed Reed and his favorite team as the Baltimore Ravens... Expects to major in Mechanical Engineering.



90 | TRENT SMART

Harker Heights, Texas
Harker Heights/Blinn

DL	6-3	260	R-SO
----	-----	-----	------

2014: Saw action in seven games on the season... Recorded four tackles on the season... Compiled a season high three tackles against Marshall (Sept. 13) and a quarterback hurry.

2013: Redshirted.

Prior to Ohio: Named All-Ohio Division IV Defensive Player of the Year his senior season... Anthony Munoz Foundation Division four Defensive Player of the Year... Associated Press Division four South-west District Defensive Player of the Year... All-Ohio first team defense... Second-team All-State... Received Vince Lombardi Award for County's top Lineman... All-Tri-State Football Second team defense... Max-Preps All-American Second team Defense... First-team All-South Central Ohio League... Selected to North-South All-Star Game... Finished with 80 career tackles, 9 sacks, 19 tackles-for-loss and one interception... Recorded 10 catches for 200 yards and four touchdowns... Helped team capture the Division four State Championship in his final season... Second team All-League in basketball... Three-year letter winner in football... four-year letter winner in basketball... two year letter winner in baseball... Successful outside of the classroom as well, earning a 3.33 GPA.

Personal: Son of Randy Smart... Born on July 7, 1994... Has two sisters and one brother... Nicole, Kayla and Ryan... Hobbies include spending time with friends, playing basketball and volleyball... Expects to major in Business.



6 | SEBASTIAN SMITH

Columbus, Ohio
Pickerington Central

WR	6-3	183	JR
----	-----	-----	----

SMITH'S CAREER STATISTICS

	GP	REC	YDS	YDS/REC	LG	TD	YDS/G
2013	11	12	82	6.8	23	0	7.5
2014	12	31	385	12.4	39	2	32.1
TOTALS	23	43	467	10.9	39	2	20.3

2014: Made an appearance in all 12 games on the season, starting six... Recorded team high 31 receptions on the season for a total 385 yards... Tallied a touchdown against Marshall (Sept. 13) and Idaho (Sept. 20)... Had a career long 39-yard reception against Miami (Nov. 25).

2013: Appeared in 11 games... Tallied his first career reception on Sept. 1... Recorded a career-best four receptions for 38 yards at home versus Central Michigan... Hauled in three receptions at Bowling Green... Joined the team in January of 2013... Was part of the 2012 signing class.

Prior to Ohio: Three-year starter at safety and wide receiver... Was four-year letterwinner... Helped his team to a 9-0 regular season record and appearance in the OHSAA State Championship game... Was named MVP of the state championship after he hauled in four receptions for 150 yards and a touchdown on offense and 10 tackles on defense

Personal: Born Feb. 2, 1994... Son of Rosey and Vernon... When not playing football, enjoys fishing and working out.

OHIO MEET THE BOBCATS



3 | JD SPRAGUE

Cincinnati, Ohio
Mason

QB	6-1	190	R-JR
----	-----	-----	------

SPRAGUE'S CAREER STATISTICS

	GP	C-A-I	YDS	TD	LG	RUSH	YDS	TD	LG
2013	4	5-6-0	62	0	25	5	33	1	18
2014	10	98-202-5	1,236	3	49	65	264	3	25
Totals	14	103-208-5	1,298	3	49	70	297	4	29

2014: Made an appearance in 10 games for the Bobcats, starting five... Completed 98 passes for 1236 yards... Recorded three passing touchdowns of the season with two coming against Akron (Oct. 18)... Tallied his career long pass of 49 yards against Akron... Rushed 65 times for 264 yards... Recorded a career high two rushing touchdowns against Eastern Illinois (Sept. 27).

2013: Appeared in four games... Finished the year, going 5-of-6 through the air for 62 yards... Also had five carries for 33 yards and one touchdown on the ground... Tallied his first career completion at Akron (Oct. 5)... Saw action in the closing moments of the Bobcats' matchup with Central Michigan (Oct. 12), filling in for Tyler Tettleton, who left the game with an injury... Went 3-for-3 for 24 yards at Eastern Michigan (Oct. 19).

2012: Redshirted.

Prior to Ohio: Served as the team captain of both the football team and the basketball team during his senior year... Played two years of varsity football and three years of varsity basketball.

Personal: Son of Jane and Dave Sprague... Born Aug. 28, 1993... Has one younger brother Sam... Both parents Jane and Dave went to Miami (Ohio) and competed in tennis and baseball, respectively... Lists LeBron James as his favorite athlete and the Cincinnati Reds and Bengals as he favorite professional sports teams... Expects to major in Business.



34 | WATSON TAUTUIAKI

Sacramento, Calif.
Elk Grove/LA Harbor College

DL	6-2	304	SR
----	-----	-----	----

TAUTUIAKI'S CAREER STATISTICS

	GP	TACKLES	TFL	SACKS	INT	YARDS	FF	FR	PD
2013	11	16	1.5-10	1.0	0	0	0	1	0
2014	12	22	1.0-1	0	0	0	0	0	0
Totals	23	38	2.5-11	1.0	0	0	0	1	0

2014: Saw action in all 12 games... Recorded a career high 22 tackles with 12 assisted tackles and 10 unassisted tackles... Posted a season high 4 tackles against Bowling Green (Oct. 11) with two unassisted and two assisted.

2013: Appeared in 11 games... Finished the year with 16 tackles (four solo) and one sack... Made his collegiate debut at Louisville (Sept. 1)... Tallied a pair of stops against Marshall (Sept. 14)... Posted a season-best three tackles and logged his first career sack against Miami (Oct. 26)... Recorded a pair of tackles and a 0.5 tackle for loss against Massachusetts (Nov. 29)... Appeared in the Beef 'O' Brady's Bowl against East Carolina (Dec. 23) where he posted one solo tackle.

Prior to Ohio: Helped lead his team to a 12-1 finish en route to capturing a division championship... Named First team All-Division ... First team All-Conference...Second team All -State ... Varsity letter winner in wrestling and track and field.

Personal: Born on June 3, 1994 ... Son of Dominic and Tupov Kuresa ... Youngest of six siblings ... Hobbies include hanging out with family and friends... Nickname is Bam Bam ... Intends to major in Criminal Justice.

OHIO MEET THE BOBCATS



29 | MIKE TERPIN

Pittsburgh, Pa.
Thomas Jefferson

CB	5-10	165	R-SR
----	------	-----	------

TERPIN'S CAREER STATISTICS

	GP	TACKLES	TFL	SACKS	INT	YARDS	FF	FR	PD
2012:	5	0	0.0-0	0.0	0	0	0	0	0
2013:	5	4	0.0-0	0.0	0	0	0	0	0
2014:	11	3	0.0-0	0.0	0	0	0	0	0
Totals	21	7	0.0-0	0.0	0	0	0	0	0

2014: Saw action in a career-high 11 games... Recorded a career high three unassisted tackles... Tallied his tackles against Kent State (Aug. 30), Central Michigan (Oct. 4), and Akron (Oct. 18).

2013: Saw action in five games... Recorded his first tackle of the season against Central Michigan (Oct. 12)... Tallied a season-high two tackles at Eastern Michigan (Oct. 19)... Made his final appearance of the year at Buffalo (Nov. 5).

2012: Appeared in five games, seeing most of his action on special teams... Made his first collegiate appearance of the year versus New Mexico State (Sept. 8)... Saw action in the Bobcats win at Massachusetts (Sept. 29)... Played in the Bobcats' 45-14 Independence Bowl win against Louisiana-Monroe.

2011: Redshirted.



15 | DERRIUS VICK

Lincoln, Neb.
Lincoln Southeast

QB	6-1	200	R-SR
----	-----	-----	------

VICK'S CAREER STATISTICS

	GP	C-A-I	YDS	TD	LG	RUSH	YDS	TD	LG
2012:	7	19-30-1	249	4	46	17	75	0	13
2013:	11	21-45-1	277	1	80	30	67	1	20
2014:	8	94-160-4	1156	8	66	82	390	1	54
Totals	26	134-235-6	1,682	13	80	129	532	2	54

2014: Named the Athlon Sports MAC Player of the Week (Sept. 2)... Saw action in eight games, and started seven... Finished the season with 1156 passing yards and went 94 of 160 with just four interceptions... Had eight total touchdowns... Rushed for 390 yards on 82 carries... Recorded a season high 262 passing yards and two passing touchdowns against Kent State (Aug. 30)... Tallied a career high 86 rushing yards on four carries in the home opener against Idaho (Sept. 20)... His lone rushing touchdown came against Buffalo (Nov. 5).

2013: Saw action in a career-high 11 games... Appeared in the Bobcats' season opener at Louisville (Sept. 1) and went 4-of-8 through the air for 52 yards... Had a 37-yard pass to Chase Cochran in the season opener at Louisville... Rushed for 31 yards on four carries against Marshall (Sept. 14)... Was 3-of-7 for 38 yards at Buffalo (Nov. 5)... Closed out the year on a high note at the Beef 'O' Brady's Bowl (Dec. 23) as he was a perfect 3-for-3 for 100 yards and one touchdown through the air... His lone touchdown came on an 80-yard pass to Donte' Foster, which tied the game at 14 apiece in the second quarter.

2012: Finished the year by appearing in seven games... Made his first career collegiate appearance against New Mexico State (Sept. 8) and went 3-for-6 for 34 yards... Registered his first career start at home against Norfolk State (Sept. 22) going 14-of-20 for 199 yards, while tossing four touchdown passes... His four touchdown passes were the most by an Ohio quarterback since Cleve Bryant threw four touchdowns back in 1968... Saw action against Akron, recording one rush for five yards... Rushed for 32 yards against Eastern Michigan (Nov. 1)... Made an appearance in the Bobcats' 45-14 win over Louisiana-Monroe in the Independence Bowl (Dec. 28).

2011: Redshirted.

Prior to Ohio: Played quarterback, defensive back, safety, punter and kicker at Lincoln Southeast High School... Tallied 2,725 passing yards with 22 passing touchdowns along with 471 yards rushing and 14 rushing touchdowns in high school career... Totaled 1,411 passing yards with 12 touchdown passes and 225 yards rushing to go along with eight rushing touchdowns as a senior... Named Super State first team, All-Conference, and All-City as a senior... Member of the All-Nebraska second team as a junior... Helped lead team to a State semifinal appearance as a senior and two-straight conference championships... Four-time letterwinner in football and basketball... Basketball Super State first team, All-Nebraska first team, All-Conference and All-City as a junior.

Personal: Son of Derrick and Lori Vick.

OHIO MEET THE BOBCATS



18 | ROBBIE WALKER

Reston, Va.
Gonzaga College

WR	5-9	180	SO
----	-----	-----	----



79 | TROY WATSON

Aurora, Ohio
Aurora

OL	6-6	293	R-JR
----	-----	-----	------

WALKER'S CAREER STATISTICS

	GP	REC	YDS	YDS/REC	LG	TD	YDS/G
2014	0	6	76	12.7	21	0	7.6
TOTALS	0	6	76	12.7	21	0	7.6

2014: Made an appearance in 10 games on the season, and started two... Finished the season with 10 rushes for a total of 44 yards, and six receptions for a total of 76 yards... Compiled a season high 21-yard reception against Western Michigan (Oct. 25)... Saw action on special teams with five kick returns for a total of 74 yards.

Prior to Ohio: Listed as a three star recruit according to ESPN.com... Ranked as the No. 8 player in the Washington D.C. area by ESPN.com, 247Sports.com and Rivals.com... Three-year varsity letterwinner... Served as the team captain during his senior season... Finished his career with 32 touchdowns and 3,108 all-purpose yards... Three-time All-Conference honoree... Earned All-Metropolitan honorable mention accolades following the 2013 season... Helped guide his team to the WCAC Play-offs in each of the past three seasons... Competed in the sixth toughest high school conference according to USA Today... Was nominated for the Gatorade Player of the Year... Competed two seasons in track and field.

Personal: Born April 12, 1995... Son of Rob and Darlene Walker... Has two sisters - Alisha and Erin... Enjoys Art... Lists Steve Smith as his favorite athlete... Lists his future career plans as becoming a fire marshal.

2014: Made an appearance in all 12 games on the season and started 11.


2013: Has played in 10 games, making three starts... Has graded out at a 1.7949, totaling 14 pancakes and two declainers... Saw the field at Louisville (Sept. 1), recording one pancake... Made first career start at right tackle against Marshall (Sept. 14), tallying two pancakes and two declainers... Made second straight start at right tackle against Austin Peay (Sept. 21), totaling a season-high six pancakes... Earned playing time at Akron (Oct. 5)... Saw action against Central Michigan (Oct. 12)... Saw playing time at Eastern Michigan (Oct. 19)... Earned playing time at Buffalo (Nov. 5)... Saw playing time at Bowling Green (Nov. 12)... Started against Kent State (Nov. 19), recording three pancakes... Saw action against UMass (Nov. 29), tallying a pancake.

2012: Did not play.

Prior to Ohio: Named First Team All-State, First Team All-Northeast Ohio Inland, First All-Conference following his senior year... Selected as the Offensive Line Most Valuable Player... Helped his team to the 2011 Regional Championship and an appearance in the Final Four... Participated in the 2011 North vs. South All-Star Game... Successful in the classroom as well as he was named to the Honor Roll throughout his high school career... Served as the Fellowship of Christian Athletes Leader and took part in the Freshman mentorship program.

Personal: Son of Heather and Doug Watson... Born June 23, 1994... Has one older brother - Ty... Brother Ty plays quarterback at Gannon University... Enjoys hunting and fishing... Lists the Cleveland Browns and the Dallas Cowboys as his favorite professional sport teams... Expects to major in Communications.

OHIO MEET THE BOBCATS



41 | IAN WELLS

Dayton, Ohio
Stebbins

CB	5-11	202	R-SR
----	------	-----	------

WELLS' CAREER STATISTICS

	GP	TACKLES	TFL	SACKS	INT	YARDS	FF	FR	PD
2011:	1	2	0.0	0.0	0	0	0	0	0
2012:	13	45	1.0-10	1.0	0	0	1	1	7
2013:	8	17	0.0-0	0.0	0	0	0	0	3
2014:	11	42	4.0-18	1.0	0	0	1	1	12
TOTALS	33	106	5.0-28	2.0	0	0	2	2	22

2014: Saw action in 11 games, and starting all of them... Tallied a total 42 tackles with 33 unassisted... Had a total 12 pass breakups over the season... Recorded one forced fumble against Northern Illinois (Nov. 18)... Posted a season high six tackles against Marshall (Sept 13) with four assisted and two unassisted... Registered a season high five unassisted tackles against Miami (Nov. 25).


2013: Saw action in eight games and made four starts... Opened the year by tallying four tackles at Louisville (Sept. 1)... Posted three tackles and one pass breakup against North Texas (Sept. 7)... Tallied four tackles and blocked a punt against Austin Peay (Sept. 21)... Recorded one tackle against Central Michigan (Oct. 12)... Registered three tackles against Kent State (Nov. 19)... Saw action in the Beef 'O' Brady's Bowl (Dec. 23).

2012: Appeared in all 13 games and made 11 starts... Finished the year with 45 tackles (33 solo)... Made four solo tackles during Ohio's 24-14 win at Penn State on Sept. 1... Recorded four tackles, two pass breakups, one tackle for loss, one sack and one forced fumble in the Bobcats win over Marshall (Sept. 15)... Tallied a pair of pass breakups in Ohio's win over Buffalo (Oct. 6)... Registered a season-high eight tackles in the Bobcats' 45-14 win over Eastern Michigan (Nov. 1)... Posted a season-best six solo tackles at Ball State (Nov. 14).

2011: Redshirted.

Prior to Ohio: Played cornerback, strong safety, punt and kick returner and running back at Stebbins High School... Tallied four pass breakups, two interceptions, 27 tackles and one sack as a senior, along with 12 rushes for 60 yards and one touchdown in just four games due to injury... Honor Roll Student in high school... Four-year letterwinner in football and once in track.

Personal: Son of Kevin and Diana Wells.



4 | PAPI WHITE

Seminole, Okla.
Seminole

RB	5-9	166	R-FR
----	-----	-----	------

2014: Made an appearance against Kent State (Aug. 30) and first of his career... Saw action on both sides of the ball... Tallied six rushes for a total of 23 yards... Caught one pass for seven yards... Recorded first unassisted tackle.

Prior to Ohio: Four-year varsity letterwinner... Selected as team captain... Helped guide Seminole High School to three straight District Championships and back-to-back Regional Championships... Named to the 2013 All-District Team following the 2013... Selected as the team's Offensive Player of the Year... Rushed for a school record 3,133 yards and scored a team-best 41 touchdowns as a senior... Led the state with 241.0 yards per game... Also starred at defensive back as he intercepted eight passes following his senior campaign... Named Week Nine Player of the Week by Friday Night Blitz.

Personal: Born July 19, 1996... Son of Titania and Amari White... Has two younger sisters Deja and Malayja... His father Amari competed in football and track at Haskell Indian Nations University... Enjoys playing Xbox and working out... Lists his favorite team as the Philadelphia Eagles and his favorite athlete as Tavon Austin... Was named to the Principal Honor Roll in each of his four years in high school... Expects to major in Sports Journalism.



14 | GREG WINDHAM

Tampa, Fla.
King

QB	6-1	214	R-JR
----	-----	-----	------

WINDHAM'S CAREER STATISTICS

	GP	C-A-I	YDS	TD	LG	RUSH	YDS	TD	LG
2014	6	10-13-0	82	0	24	6	20	0	9
Totals	6	10-13-0	82	0	24	6	20	0	9

2014: Saw action in six games... Finished the season 10 for 13 passing... Had his career long 61 yards against Bowling Green (Oct. 11)... Rushed six times for 20 total yards... Had a career high 22 yards rushing against Eastern Illinois (Sept. 27).


2013: Did not play.

2012: Redshirted.

Prior to Ohio: Four-year varsity letterwinner at quarterback... Earned First Team All-County honors and was named Conference Player of the Year following his senior season... Finished his career with 5,590 yards passing and 22 touchdowns... Honor Roll student in the classroom.

OHIO BOBCAT FOOTBALL 2015

OHIO MEET THE BOBCATS



57 | DURRELL WOOD

Columbus, Ohio
Groveport Madison

OL	6-2	306	RS-SO
----	-----	-----	-------



39 | JOSIAH YAZDANI

Albany, Ohio
Alexander

K	5-10	216	R-SR
---	------	-----	------

2014: Did not play.

2013: Has appeared in five games, making three starts ... Has graded out at a 1.7154, compiling 17 pancakes, four declainers and 21 knockdowns ... Saw action against Austin Peay (Sept. 21), tallying three pancakes and two declainers ... Made first collegiate start at right guard at Akron (Oct. 5), tallying two pancakes ... Started at right guard against Central Michigan (Oct. 12), totaling a season-high seven pancakes and recording two declainers ... Started at right guard at Eastern Michigan (Oct. 19), finishing with four pancakes ... Saw playing time against Miami (Oct. 26), recording a pancake.

Prior to Ohio: Served as the team captain at Groveport Madison ... Named All-Conference Second Team and All-District honors ... Was named the National Underclassmen Most Valuable Offensive Lineman.

Personal: Son of Ricky Wood and Kelly Bristol ... Born on April 22, 1995 ... Has two older brothers, Darius and Jalen ... Hobbies including playing basketball, lifting weights and drawing ... Expects to major in Business Computer Programming /Sports Management.

YAZDANI'S CAREER STATISTICS

	GP	FGM-FGA	LONG	PCT	PAT	KO	YARDS	AVG	TB
2013	12	14-15	49	93.3	30-30	70	4054	57.9	9
2014	11	17-26	46	63.4	27-27	54	3271	60.6	19
TOTALS	23	31-41	49	75.6	57-57	124	7325	59.1	28

2014: Two-time MAC East Special Teams Player of the Week (Sept. 1 and Oct. 20) ... Named CFPA Placekicker of the Week Honorable Mention (Nov. 10) ... Saw action in all 12 games ... Finished the season going 17-of-26 on field goal attempts ... Tallied 3,271 yards on 54 kickoffs, averaging 60.6 yards per kick ... Did not miss an extra point all year, finishing the year 27-for-27 ... Recorded his longest field goal attempt against Eastern Illinois (Sept. 27) from 46 yards out ... Had a season high 514 kickoff yards in the home opener against Idaho (Sept. 20).

2013: Earned the starting kicker role a quarter of the way through the year and would go on to earn All-MAC Second Team honors ... Finished the year by connecting on an incredible 14-of-15 field goal attempts ... His 93.3 conversion rate ranks No. 1 all-time at Ohio for a single season ... In field goals between 40-49 yards out, he was 3-of-4 ... Was one of just four kickers nationally that finished the regular season perfect (12-for-12) ... Did not miss an extra point all year, finishing the year 30-for-30 ... Averaged 57.9 yards per kickoff for the year ... Was a two-time MAC East Special Teams Player of the Week honoree ... Tallied his first field goal of the season against Austin Peay (Sept. 21) as he connected from 47 yards out (Sept. 21) ... Went 2-for-2 in the Bobcats' win over Akron (Oct. 5) ... Nailed a pair of field goals at home against Miami (Oct. 26) ... Connected on a pair of field goals at home against Kent State (Nov. 19), including one from a season-best 49 yards out ... Finished the regular season on a high note as he was a perfect 3-for-3 against UMass (Nov. 29) ... His lone miss of the year came from 45 yards out in the Beef 'O' Brady's Bowl (Dec. 23) ... He also hit on a pair of field goals from 29 and 28 yards out, posted 63.3 kickoff average and had an onside kick that was recovered in the bowl game.

2012: Suffered a season-ending injury.

2011: Redshirted.

Prior to Ohio: Three-year letterwinner in football and baseball ... Earned All-State Honorable Mention ... Helped guide his team to the state playoffs during his junior and senior seasons.

Personal: Born Nov. 29, 1991 ... Son of Elizabeth and Ramin Yazdani ... Has five siblings - Elijah, Isiah, Loru, Abby and Shiloh ... His grandfather Al played football at Memphis ... Lists his favorite professional football team as the Seattle Seahawks ... Lists his favorite as Derek Jeter ... Engineering major.



INCOMING RECRUITING CLASS

2015 OHIO UNIVERSITY FOOTBALL SIGNEES

NAME	POS	HT	WT	CL.	HOMETOWN/HIGH SCHOOL/PREVIOUS SCHOOL
Joe Anderson*	OL	6-6	320	So.	Torrance, Calif. / Mira Costa HS/El Camino College
Brian Arp	DL	6-3	256	Fr.	Kearney, Neb. / Kearney HS
Elijah Ball	WR	6-1	185	Fr.	Cincinnati, Ohio / Princeton HS
Kyle Belack*	WR	5-11	190	Fr.	Myrtle Beach, SC / Myrtle Beach HS
Jeff Christian	CB	5-10	165	Fr.	Cincinnati, Ohio / Colerain HS
London Cloud	LB	5-11	233	Fr.	Bedford, Ohio / Bedford HS
Josh Cooper*	OL	6-2	309	Jr.	Yazoo City, Miss. / Yazoo City HS/ Mississippi Delta Community College
Evan Crouch	LB	6-0	217	Fr.	Boardman, Ohio / Boardman HS
Clayton Glasco	LB	6-0	225	Fr.	Pickerington, Ohio / Pickerington Central HS
Marques Grimes	OL	6-5	319	Fr.	Southfield, Mich. / Southfield HS
Javon Hagan	S	6-0	207	Fr.	Jacksonville, Fla. / Trinity Christian Academy
Jake Hale	LS	6-0	220	Fr.	Powell, Ohio / Olentangy Liberty HS
Maxwell Howell*	CB	6-1	188	Fr.	West Palm Beach, Fla. / Palm Beach Lakes HS
Keith Key	DL	6-3	221	Fr.	Powell, Ohio / Bishop Hartley HS
Conner Krizancic*	QB	6-2	200	R-Fr.	Mentor, Ohio / Mentor HS / University of Minnesota
Adam Luehrman	ATH	6-4	210	Fr.	Albany, Ohio / Athens HS
Ryan Luehrman	ATH	6-4	214	Fr.	Albany, Ohio / Athens HS
Quinton Maxwell	QB	6-3	214	Fr.	Rayville, Mo. / Richmond R-XVI HS
Sam McKnight	DL	6-3	267	Fr.	Glenville, Ohio / Ginn Academy / Glenville HS
Austen Pleasants	OL	6-7	295	Fr.	Ironton, Ohio / Dawson-Bryant Coal Grove High School
Matt Seymour	WR	6-1	167	Fr.	New Westminister, British Columbia / New Westminister Secondary
Deontai Williams	S	6-1	185	Fr.	Jacksonville, Fla. / Trinity Christian Academy
Mayne Williams	S	5-11	175	Fr.	Cincinnati, Ohio / Colerain HS
Louie Zervos	K	5-9	152	Fr.	Tarpon Springs, Fla. / Tarpon Springs HS

* - Currently Enrolled at Ohio University

2015 OHIO FOOTBALL SIGNING CLASS

BREAKDOWN BY STATE

Ohio - 13
 Florida - 4
 California - 1
 Nebraska - 1
 South Carolina - 1
 Mississippi - 1
 Michigan - 1
 Missouri - 1
 Canada - 1

BREAKDOWN BY POSITION

Offensive Line - 4
 Wide Receiver - 3
 Defensive Line - 3
 Linebacker - 3
 Safety - 3
 Cornerback - 2
 Quarterback - 2
 Athlete - 2
 Kicker - 1
 Long Snapper - 1

BREAKDOWN BY CLASS

Freshmen: 21
 Redshirt Freshmen: 1
 Sophomores: 1
 Juniors: 1

Joe Anderson

Sophomore

OL | 6'6 | 320

Torrance, Calif. | Mira Costa High School | El Camino College

Spring 2015: Enrolled mid-year at Ohio.

Prior to Ohio: Three-year letterman... Named All-League Z Times and Daily Breeze All-Area Team... Also lettered one-year in rugby and track and field.

Personal: Born February 28, 1996... Son of Greg and Shannon Anderson... Has two sisters, Kindra and Hannah... His hobby is dirt bike riding... Intends to major in Sports Management... One of the main reasons he came to Ohio was for the strong academic program.

Brian Arp

Freshman

DL | 6'3 | 256

Kearney, Neb. | Kearney High School

Prior to Ohio: Three-year letterman... Named two-time First Team All-State and Super-State by Omaha World Herald and Lincoln Journal Star... Defensive Player of the Year by Kearney Hub... Two-time All-Region Team by Kearney Hub... Two-time All-Conference... Also letterman in basketball (two) and track (four)... Honorable mention All-State Basketball... Second Place at State Track and Field in shot-put.

Personal: Born July 21, 1996... Son of Dale and Kathy Arp... Has two older sisters, Ashley and Nicole... Two year member of Kearney Tackles Cancer... Friend Noah Keller also played football for Ohio... Currently undecided on his major.

Elijah Ball

Freshman

WR | 6-1 | 185

Cincinnati, Ohio | Princeton High School

Prior to Ohio: Three-year letterman... Named Second Team All-State, First Team All-District, First Team All-Conference, Offensive team Most Valuable Player, and All-Conference Academic Team... Finished career with 1,157 total receiving yards from 71 receptions, ... Also a two-year letterman in Track and Field.

Personal: Born April 14, 1997... Son of Eric and Michelle Ball... Has two brothers (Stephon and Israel) and two sisters (Desirae and Brandi)... His father played in the NFL for the Cincinnati Bengals and the Oakland Raiders... Member of the honor roll... Ranked in the top 20 of his graduating class... Named All Greater Miami Conference Academics... Hobbies include working out, eating, hanging out with friends, eating and sleeping... He also played the violin for four years and the viola for three years... Plans to major in Finance.

Kyle Belack

Freshman

WR | 5-11 | 190

Myrtle Beach, SC | Myrtle Beach High School

Spring 2015: Enrolled early at Ohio.

Prior to Ohio: Four-year varsity letterman... Named 2014 Grand Strand Player of the Year... Selected to the 2014 North-South 2014 All-Star Football game... Named 2014 South Carolina All-State Offensive Team... Was three time All-Region and All-State... Led the area in receiving yards during his junior and senior seasons... Finished his career with 194 receptions for 3,800 yards and 48 touchdowns... Holds high school record for receiving yards (234)... Also lettered in baseball and basketball.

OHIO BOBCAT FOOTBALL 2015

OHIO INCOMING RECRUITING CLASS

Personal: Born September 10, 1996... Son of Mike and Leslie Belack... Has two younger siblings (Keith and Leah)... Intends to major in Business.

Jeff Christian
Freshman

CB | 5-10 | 165

Cincinnati, Ohio | Colerain High School

Prior to Ohio: Two-year letterman... Greater Miami Conference Champions (15 years in a row)... Named First Team All-District, First Team All-Greater Miami Conference, and All-State Special Mention... Ranked as a Three Star Recruit (Rivals, ESPN, and 24/7 Sports)... Finished his career with nine interceptions, eight touchdowns, and 80 tackles.

Personal: Born April 9, 1997... Son of Sonja and Jeff Christian Sr... Has one older brother, Jalen, and one younger sister Brielle Wales... Plans to major in Journalism.

London Cloud
Freshman

LB | 5'11 | 233

Bedford, Ohio | Bedford High School

Prior to Ohio: Three-Year Letterman... Regional Runner-Up... First Place Division II Region III... Ranked fourth in the AP poll for Division II in Ohio... Three-Year All Lake Erie League, Two-Time First Team All Defense, First Team All-State, Defensive Most Valuable Player, Ironman Award Recipient, and Team Most Valuable Player... During his career he had 375 tackles, 30 sacks, 2,035 rushing yards and 35 touchdowns... Also a Four-Year Letterman in Track and Field.

Personal: Born December 23, 1996... Son of William and Sharyna Cloud... Has three brothers (Dominique, Xavier, and Trenton)... Member of the Honor and Merit Roll... High School Coach, Sean Williams played at Ohio... Plans to major in Physical Education

Josh Cooper
Junior

OL | 6-2 | 309

Yazoo City, Miss. | Yazoo City High School | Mississippi Delta Community College

Spring 2015: Enrolled mid-year at Ohio.

Prior to Ohio: Named All-State Offensive Lineman both years at Mississippi Delta... Two-year captain for Mississippi Delta... Named Best Offensive Lineman at Yazoo City High School... One-year football letterman... Also lettered in baseball (4 years)... Was the designated hitter and pitcher.

Personal: Born March 1, 1994... Son of Brenda Gainwell, Henry Cooper Sr. (Father), and Leo Gainwell (Step-Father)... Has five siblings (Henry, Christopher, Bradley, Monica and Tasheba)... Hobbies include baseball, football and basketball... Graduated with high school honors... Intends to major in Sociology.

Evan Crouch
Freshman

LB | 6-0 | 217

Youngstown, Ohio | Boardman High School

Prior to Ohio: Three-year letterman... Named Second Team All-Federal League and Second Team Northeast Ohio Inland

All-District... Honorable Mention Northeast Ohio Inland All-District... Named Boardman High School lifter of the year... Awarded McMurchey Award for Athletics and off field excellence and Tom Drapper award for Most Outstanding Athlete... Had 18 tackles for loss (Second all-time in school history)... During his career he notched 223 tackles (Fifth all-time school history), one interception and 13 quarterback sacks... Was a one year team captain... Also a two-year letterman in baseball.

Personal: Born October 13, 1996... Son of David and Cari Crouch... Has one older sister, Emilee... Involved in Student Government and Student Council for three years... Member of the Honor Roll... Hobbies include golf, boating, fishing, training, and water skiing... Plans to major in Business/Communications.

Clayton Glasco
Freshman

LB | 6'0 | 225

Pickerington, Ohio | Pickerington Central

Prior to Ohio: Three-year letterman... Four time Ohio Central Conference Champions... Named State Farm Player of the Game, Central Athlete of the Year, First Team All-Ohio Central Conference, First Team All-District, and Second Team All-State... During his career he had 74 tackles, 26 tackles for loss one pick six, five forced fumbles, six sacks, and 655 yards for seven touchdowns... Also a Regional Champion and State Qualifier for Track and Field.

Personal: Born December 18, 1996... Son of James Glasco and Jennifer Green... Dedicated his junior year to his mother serving in Afghanistan and promised to work his hardest so he would receive a scholarship... Intends to major in Business.

Marques Grimes
Freshman

OL | 6'5 | 319

Southfield, Mich. | Southfield High School

Prior to Ohio: Two-year varsity football player... 2014 League, District and Regional Champions... 2013 League Champions... Named All-Oakland Activities Association Team, All-Oakland County Dream Team, All-Metro Team, and Honorable Mention All-North Team.

Personal: Born February 16, 1997... Son of Greg and Kim Grimes... Has two sisters, Maia and Ashleigh... Member of the Honor Roll... Hobbies include playing basketball and watching sports... Plans to major in Exercise Science.

Javon Hagan
Freshman

S | 6-0 | 207

Jacksonville, Fla. | Trinity Christian Academy

Prior to Ohio: Two-year varsity letterman... Had a career 100 tackles, three interceptions, two forced fumbles, and 58 solo tackles... Two-time State Champions (2013 and 2014)... 2014 Burger King Bowl Series Champions.

Personal: Born February 22, 1997... Son of Anjanette Madison and Josidah Hagan... Has six siblings (Adrian, Jalen, Tyler, Samiah, Kaylan, and Khadija)... His hobbies include studying, sports and hanging out with friends... Chose Ohio for the atmosphere and a good academic program... Plans to major in Sports Management.

Jake Hale

Freshman

LS | 6-0 | 220

Powell, Ohio | Olentangy Liberty High School

Prior to Ohio: Two-year varsity letterman... Named Second team All-Conference, All Central District, and All-Metro Team... Was a 2014 regional semi-finalist and second in the Ohio Capital Conference Central... Served two years on the Leadership Council for football... Finished his career with 90 total tackles in two seasons, caused three forced fumbles, had two fumble recoveries, eight sacks, and 17 hurries... Also a four-year wrestling letterman... Was a two time wrestling district qualifier... Served as wrestling team captain.

Personal: Born August 9, 1996... Son of Steve and Jill Hale... Has one younger brothers (Matt) and two younger sisters (Jordan and Sami)... Involved in Young Life... Was a scholar athlete for both football and wrestling... His hobbies include hanging out with friends, and fishing... Plans to major in Engineering Management and Technology.

Maxwell Howell
Freshman

CB | 6-1 | 188

West Palm Beach, Fla. | Palm Beach Lakes High School

Spring 2015: Enrolled early at Ohio.

Prior to Ohio: Named a three-star prospect (ESPN, Scout Recruiting, and 247 Sports) and he was ranked for most of the year within the top 100 CB nationally on the ESPN 100 CB... Rated as high as the No. 29 cornerback prospect nationally (247 sports)... Was the number one CB prospect in Palm Beach County and top 10 DB prospect in South Florida by Sun Sentinel... Named All-Conference first team as a junior... Had 13 tackles and throughout his junior and senior year and was rarely passed on... Was also involved in track (100m, 200m and 4 x 100 relay).

Personal: Born November 25, 1996... Son of Dr. Kirk & Vivienne Howell... Has one older brother AJ and two younger sisters Victoria and Haley... Double majoring in geographic information systems and computer science.

Keith Key

Freshman

DL | 6-3 | 221

Powell, Ohio | Bishop Hartley High School

Prior to Ohio: One-year varsity letterman... 2014 Regional Finalists... Finished his career with 35 total tackles, four sacks, and five tackles for loss.

Personal: Born April 24, 1997... Son of Keith and Donica Key... Has two older sisters (Danielle and Darienne)... Father played football at Ohio State... Chose Ohio for the great academic program, size, and beautiful campus... Plans to major in Marketing.

Conner Krizancic
Redshirt Freshman

QB | 6'2 | 200

Mentor, Ohio | Mentor High School | University of Minnesota

Spring 2015: Enrolled mid-year at Ohio.



INCOMING RECRUITING CLASS

Fall 2015: Redshirted as a wide receiver at the University of Minnesota.

Prior to Ohio: Three-year letterman... Division I State Runner Up... Named Player of the Year by Ohio, News-Herald, Northeast Ohio Conference, and The Plain Dealer... Tony Fisher Award Recipient... Named Second Team All-State during his junior year... Finished his career with 3,320 passing yards for 32 touchdowns, 1,300 receiving yards for 13 touchdowns, 2,100 rushing yards for 31 touchdowns, and 3 receiving touchdowns... Was also a four-year letterman in basketball... 2013 State Champion in basketball.

Personal: Born June 6, 1995... Son of Bob Krizancic and Peggy Plowman... Has three older siblings (Marcus, Andrew, Brittney, and Cole)... Member of the National Honor Society and the Honor Roll... Hobbies include FIFA, NBA 2k, Call of Duty and Netflix... Intends to major in Exercise Physiology.

Adam Luehrman

Freshman

ATH | 6-4 | 210

Albany, Ohio | Athens High School

Prior to Ohio: Three-year letterman... 2014 Division III State Runner-Up... Named First Team all District and Special mention All-State... Had 29 career touchdowns, and 1652 career yards receiving... Also lettered in basketball (4), and baseball (3).

Personal: Born August 16, 1996... Son of Elizabeth and William Luehrman... Has a twin brother (Ryan) who is also signing with Ohio... His parents, sisters (Katie and Ashley), Aunts (Laura Burns and Nancy Burns), Uncle (Robert Luehrman), Half-sister (Lori Bower), Niece (Samantha Bower) and nephew (Mitchell Bower) all attend/attended Ohio... A member of Key Club and National Honor Society.

Ryan Luehrman

Freshman

ATH | 6-4 | 214

Albany, Ohio | Athens High School

Prior to Ohio: Three-year letterman... 2014 Division III State Runner-Up... Named Second Team All-State... Ranked Fourth all-time in receiving touchdowns in OHSAA history... Finished career with 3,281 total receiving yards, averaging 21 yards per catch... Had 157 career receptions, averaging 80 receiving yards per game... Also lettered in basketball (4), and baseball (3).

Personal: Born August 16, 1996... Son of Elizabeth and William Luehrman... Has a twin brother (Adam) who is also signing with Ohio... His parents, sisters (Katie and Ashley), Aunts (Laura Burns and Nancy Burns), Uncle (Robert Luehrman), Half-sister (Lori Bower), Niece (Samantha Bower) and nephew (Mitchell Bower) all attend/attended Ohio... A member of Key Club... His hobbies include watching sports and American History... Intends to major in Business.

Quinton Maxwell

Freshman

QB | 6'3 | 214

Rayville, Mo. | Richmond R-XVI High School

Prior to Ohio: Four-year letterman... Named Missouri Class 3 District 8 Quarterback First Team (2013, 2014), Missouri

Football Coaches Association Class 3 All-State Quarterback Third Team (2014), Missouri Football Coaches Association Class Three Academic All-State First Team (2014), 2014 KMZU Football Dream Team Quarterback, and 2014 USA National Football Team 18U... Finished career with 3,191 passing yards with 33 touchdowns, and 2,105 yards rushing with 28 touchdowns... Two-Year Captain... Also lettered in Basketball (3), Baseball (3), and Track (3).

Personal: Born September 19, 1996... Son of Wesley and Shannan Maxwell... Has one younger brother D'Tanyon... Member of the National Honor Society (2013, 2014)... Ranked fifth out of 110 for his class... Plans to major in Electrical Engineering.

Sam McKnight

Freshman

DL | 6'3 | 267

Cleveland Heights, Ohio | Ginn Academy/Glenville High School

Prior to Ohio: Three-year letterman... Conference Champions... Team Ranked 12th in Cleveland and The Cleveland Plain Dealer Newspaper... Named Second Team All-Ohio, All-Conference, and Northeast Lukes All-District Division II... During his career had 30 career solo tackles, 52 assists, 16 sacks, and nine tackles for loss... One year team captain.

Personal: Born April 7, 1997... Son of Sam and Lashun McKnight... Has one younger brother, Sam and one younger sister, Sami... Was a member of the 2013-2014 Merit Roll... Currently undecided on his major.

Austen Pleasants

Freshman

OL | 6-7 | 295

Ironton, Ohio | Dawson-Bryant Coal Grove High School

Prior to Ohio: Four-Year Letterman... Ohio Valley Conference Champions (2011, 2012, and 2014), 2012 State Playoff Participant... Named First Team All-Ohio Valley Conference (2012, 2013, and 2014), First Team All-District (2013 and 2014), Honorable Mention All-State (2012 and 2013), and Team Award-Stinger Award for hardest hitter (2013 and 2014)... During his 2014 season he compiled 15 solo tackles, 25 assists, five tackles for loss, five sacks, 50 total tackles, and one fumble recovery... Two year team captain... Also lettered in basketball (4) and Track and Field (4).

Personal: Born August 22, 1997... Son of Michael Wilburn and Jennifer Vanderhoof-Pleasants... Has one younger brother, Arik... A member of National Honor Society... His hobbies include watching movies, collecting comic books and action figures... Intends to major in Exercise Physiology.

Matt Seymour

Freshman

WR | 6-1 | 167

New Westminister, British Columbia | New Westminister Secondary

Prior to Ohio: Ranked the 15th overall prospect coming out of Canada (Canada Football Chat)... Was also ranked as the number one wide receiver and the number one cornerback in British Columbia... Received New Westminister's Junior Varsity Most Valuable Player in 2012 and Varsity Most Valuable Player in 2014... Was named to the AAA Western Conference All-Star

Team and the Provincial All-Star team in 2014... During his career he had 769 yards on 45 receptions that lead to 9 touchdowns and rushed 280 yards on 15 carries for 2 touchdowns... Defensively he had 60 tackles and 9 interceptions during his career... Was also a member of the Track team, during his senior year won bronze in 4x100.

Personal: Born November 17, 1997... Son of David and Roz Seymour... Has two younger adopted siblings, Malcolm and Ayanna... Majoring in History Pre-Law.

Deontai Williams

Freshman

S | 6'1 | 185

Jacksonville, Fla. | Trinity Christian Academy

Prior to Ohio: Back-to-back State Champions (2013, 2014)... Four-Star on ESPN... Three-Star recruit on 247, Scout and Rivals... Named ESPN Top 300 Recruit, Florida Sports Writers, 3A All-State Second Teams, Times-Union All-First Coast, Times-Union Super 11 and Times-Union Super 24.

Personal: Born October 4, 1996... Son of Shawn Tipton... Has six siblings (four brothers and two sisters)... Currently undecided on his major.

Mayne Williams

Freshman

S | 5-11 | 175

Cincinnati, Ohio | Colerain High School

Prior to Ohio: Two-year varsity letterman... Named All-District, All-Greater Miami Conference (2014) and GMC Second Team (2013)... GMC Champions... Finished his career with 138 total tackles, caused four forced fumbles, had three fumble recoveries, two sacks, and had two interceptions... Also a two-year baseball letterman and one year track and field letterman.

Personal: Born February 23, 1997... Son of Victoria Williams... Has four older brothers (LeDominique, Marcellis, LaFee, and Donta)... Four year Honor Roll member... Was named Academic All-GMC and Scholar Athlete... His hobbies include hanging out with friends, listening to music, playing basketball and shopping... Family friend, Leon White also played football at Ohio... Plans to major in Pre-Exercise Physiology.

Louie Zervos

Freshman

K | 5-9 | 152

Tarpon Springs, Fla. | Tarpon Springs High

Prior to Ohio: Four-year letterman... Under Armour All-American... Kohl's fifth ranked kicker in the country... ESPN ninth ranked kicker... Named All State Team (2013, 2014), All County Team (2013, 2014), All County Writers Teams (2013, 2014), All Area Teams (2013, 2014), All County Senior All Star Team (2014), Varsity Special Teams MVP (2012, 2014)... 2014 District Runner Up... During his career went 27-for-34 in field goal attempts, with a 49-yard long kick... Compiled 192 career points, and went 111/120 PAT... Also a two-year letterman in soccer.

Personal: Born June 28, 1997... Son of Pete and Irene Zervos... Has one older brother, Demetri, and one younger sister Jeannie... Involved in Interact Club... Member of the Honor Roll... Intends to major in Pre-Pharmacy.

OHIO 2014 SEASON IN REVIEW

2014 MAC STANDINGS

EAST STANDINGS

	Conf.	Overall
Bowling Green	5-3 .625	7-5 .583
Ohio	4-4 .500	6-6 .500
Buffalo	3-4 .429	5-6 .455
Akron	3-5 .375	5-7 .417
UMass	3-5 .375	3-9 .250
Miami	2-6 .250	2-10 .167
Kent State	1-6 .143	2-9 .182

WEST STANDINGS

	Conf.	Overall
Northern Illinois	7-1 .875	10-2 .833
Toledo	7-1 .875	8-4 .667
Western Michigan	6-2 .750	8-4 .667
Central Michigan	5-3 .625	7-5 .583
Ball State	4-4 .500	5-7 .417
Eastern Michigan	1-7 .125	2-10 .167

2014 ALL-MAC POSTSEASON TEAMS

ALL-MAC SECOND TEAM SPECIALISTS

Position – Name

Kick Returner - Daz Patterson

ALL-MAC THIRD TEAM DEFENSE

Position – Name

Offensive Lineman - Lucas Powell

ALL-MAC THIRD TEAM DEFENSE

Position – Name

Outside Linebacker - Jovon Johnson

Down Lineman - Terrell Basham

2014 SEASON BY THE NUMBERS

51,910 – Number of fans that attended Ohio vs. Kentucky at Commonwealth Stadium

25,211 – The Bobcats played in front of 25,211 fans at Peden Stadium this past fall against Idaho, the third biggest crowd in history

20,515 – Ohio average attendance at Peden Stadium this past fall

4,443 – Ohio finished 2014 with 4,443 total yards of offense

2,474 – Ohio combined for 2,474 total passing yards this past fall

1,969 – The Bobcats finished the 2014 campaign with 1,969 total rushing yards

1,126 – Dazmond Patterson tallied 1,126 all-purpose yards for Ohio this past fall.

513 – Ohio gained 513 total yards of offense against Bowling Green on Oct. 11. The most yards the Bobcats in a single-game in 2014.

370.2 – Ohio averaged 370.2 offensive yards per game this past fall.

246 – The Bobcats scored 246 points in 2014.

155 – Yards rushed by A.J. Oulette against Buffalo on Nov 5. The most rushing yards by a Bobcat in a single-game this past fall.

89 – Quentin Poling recorded 89 total tackles this past fall, the most of any Bobcat.

84 – Kylan Nelson took a kickoff back 84 yards for a touchdown against Miami on Nov 25.

64 – Ohio punter Mitch Bonnstetter booted a 64-yard punt against Western Michigan on Oct 25

46 – Josiah Yazdani hit a 46-yd field goal against Eastern Illinois, his longest of the season and third longest of his collegiate career.

11 – Frank Solich is in his 11th year as head coach for the Ohio Bobcats.

10.5 – Bobcat linebacker Jovon Johnson led the team with 10.5 tackles for loss.

7 – Ohio's A.J. Oulette recorded 7 rushing touchdowns in 2014, the most of any Bobcat.

5 – Number of sacks recorded by Tarell Basham and Quentin Poling, they tied for the most on the team.

3 - Interceptions made by linebacker Quentin Poling, the most on the team.

2 – Number of game-winning field goals hit by kicker Josiah Yazdani against Kent State on Aug. 30 and against Miami on Nov. 25.

1 – Ohio led the MAC in attendance for the fourth-consecutive season

BOBCAT FOOTBALL 2015 OHIO

OHIO 2014 SEASON STATS

Date	Opponent	Score	Att.
* Aug 30, 2014	at Kent State	W 17-14	22754
Sep 06, 2014	at Kentucky	L 3-20	51910
Sep 13, 2014	at MARSHALL	L 14-44	31710
Sep 20, 2014	IDAHO	W 36-24	25211
Sep 27, 2014	EASTERN ILLINOIS	W 34-19	23027
* Oct 04, 2014	at Central Michigan	L 10-28	18223
* Oct 11, 2014	BGSU	L 13-31	24311
* Oct 18, 2014	AKRON	W 23-20	20018
* Oct 25, 2014	at Western Michigan	L 21-42	20225
* Nov 05, 2014	BUFFALO	W 37-14	15405
* Nov 18, 2014	NORTHERN ILLINOIS	L 14-21	15118
* Nov 25, 2014	at Miami University	W 24-21	11956

Record:	Overall	Home	Away	Neutral
All games	6-6	4-2	2-4	0-0
Conference	4-4	2-2	2-2	0-0
Non-Conferenc	2-2	2-0	0-2	0-0

Rushing	g	att	gain	loss	net	avg	td	lg	avg/g
OUELLETTE, A.J.	1	160	804	19	785	4.9	7	65	78.5
VICK, Derrius	8	82	472	82	390	4.8	1	54	48.8
PATTERSON, Daz'	1	86	371	23	348	4.0	1	49	29.0
SPRAGUE, JD	1	65	378	114	264	4.1	3	25	26.4
EDMOND, Tim	1	20	81	14	67	3.3	2	13	6.1
BROWN, Dorian	1	22	67	14	53	2.4	2	7	5.3
WALKER, Robbie	1	10	45	1	44	4.4	0	8	4.4
WHITE, Papi	1	6	25	2	23	3.8	0	7	23.0
WINDHAM, Greg	6	6	22	2	20	3.3	0	9	3.3
MANGEN, Troy	1	1	9	0	9	9.0	0	9	0.8
SMITH, Landon	1	1	8	0	8	8.0	0	8	0.7
COPE, Brendan	8	1	0	9	-9	-9.0	0	0	-1.1
TEAM	7	10	0	33	-33	-3.3	0	0	-4.7
Total	1	470	2282	313	1969	4.2	16	65	164.1
Opponents	1	414	1830	235	1595	3.9	13	53	132.9

Passing	g	effc	comp	att	in	pct	yds	td	lg	avg/g
SPRAGUE, JD	1	99.86	98	202	5	48.5	1236	3	49	123.6
VICK, Derrius	8	130.94	94	160	4	58.7	1156	8	66	144.5
WINDHAM, Greg	6	129.91	10	13	0	76.9	82	0	24	13.7
Total	1	114.16	202	375	9	53.9	2474	11	66	206.2
Opponents	1	130.67	255	434	12	58.8	3137	22	77	261.4

Receiving	g	no.	yds	avg	td	lg	avg/g
SMITH, Sebastia	1	31	385	12.4	2	39	32.1
REID, Jordan	1	24	326	13.6	1	34	27.2
SMITH, Landon	1	24	213	8.9	2	23	19.4
COCHRAN, Chas	1	21	443	21.1	1	66	36.9
OUELLETTE, A.J.	1	21	133	6.3	3	35	13.3
MANGEN, Troy	1	19	147	7.7	0	24	12.2
COPE, Brendan	8	17	303	17.8	0	58	37.9
PATTERSON, Daz'	1	12	116	9.7	0	38	9.7
BRADLEY, Aaron	1	10	123	12.3	0	38	11.2
WALKER, Robbie	1	6	76	12.7	0	21	7.6
DIXON, Ian	7	5	100	20.0	2	49	14.3
BRUNIS, Herman	7	5	57	11.4	0	22	8.1
SAWYER, Kawma	1	2	18	9.0	0	13	1.5
EDMOND, Tim	1	2	18	9.0	0	10	1.6
BROWN, Dorian	1	2	9	4.5	0	6	0.9
WHITE, Papi	1	1	7	7.0	0	7	7.0
Total	1	202	2474	12.2	11	66	206.2
Opponents	1	255	3137	12.3	22	77	261.4

FieldGoals	fg	pct.	01-19	20-29	30-39	40-49	50-99	lg	blk
YAZDANI, Josiah	17-26	65.4	1-2	8-8	4-6	4-9	0-1	46	1

Scoring	td	fg	PAT				pts
			kick	rush	rcv	pass	
YAZDANI, Josiah	-	17-26	27-27	-	-	-	78
OUELLETTE, A.J.	10	-	-	-	-	-	60
SPRAGUE, JD	3	-	-	-	0-1	-	18
EDMOND, Tim	2	-	-	-	-	-	12
DIXON, Ian	2	-	-	-	-	-	12
BROWN, Dorian	2	-	-	-	-	-	12
SMITH, Landon	2	-	-	-	-	-	12
SMITH, Sebastia	2	-	-	-	-	-	12
REID, Jordan	1	-	-	-	-	-	6
VICK, Derrius	1	-	-	-	-	-	6
COCHRAN, Chas	1	-	-	-	-	-	6
NELSON, Kylan	1	-	-	-	-	-	6
PATTERSON, Daz'	1	-	-	-	-	-	6
Total	28	17-26	27-27	-	-	0-1	246
Opponents	38	11-16	37-37	-	-	0-1	298

Score by Quarters	1st	2nd	3rd	4th	OT	Total
Ohio	55	60	47	84	0	246
Opponents	90	79	62	67	0	298

Team Statistics	OHIO	OPP
FIRST DOWNS	233	246
Rushing	107	98
Passing	103	133
Penalty	23	15
RUSHING YARDAGE	1969	1595
Rushing Attempts	470	414
Average Per Rush	4.2	3.9
Average Per Game	164.1	132.9
TDs Rushing	16	13
PASSING YARDAGE	2474	3137
Comp-Att-Int	202-375-9	255-434-12
Average Per Pass	6.6	7.2
Average Per Catch	12.2	12.3
Average Per Game	206.2	261.4
TDs Passing	11	22
TOTAL OFFENSE	4443	4732
Average Per Play	5.3	5.6
Average Per Game	370.2	394.3
KICK RETURNS: #-Yard	38-830	33-663
PUNT RETURNS: #-Yard	16-140	21-123
INT RETURNS: #-Yards	12-174	9-64
FUMBLES-LOST	24-14	12-7
PENALTIES-Yards	72-648	80-713
PUNTS-AVG	63-41.8	66-41.1
TIME OF POSSESSION/	29:48	30:12
3RD-DOWN Conversion	69/174	76/178
4TH-DOWN Conversions	6/13	7/14

Interceptions	no.	yds	avg	td	lg
POLING, Quentin	3	77	25.7	0	33
JOHNSON, Jovon	2	38	19.0	0	27
LAYTON, Brett	2	43	21.5	0	43
KRISTOFF, Josh	2	0	0.0	0	0
DAVIS, Toran	1	16	16.0	0	16
BASS, Devin	1	0	0.0	0	0
CARPENTER, Nat	1	0	0.0	0	0

Punting	no.	yds	avg	lg	tb	fc	20	50+	blk
BONNSTETTER,	63	2634	41.8	64	3	14	18	14	0

Punt Returns	no.	yds	avg	td	lg
PATTERSON, Daz'	15	136	9.1	0	26
CUNNINGHAM, G	1	4	4.0	0	0
Total	16	140	8.8	0	26
Opponents	21	123	5.9	0	22

KickReturns	no.	yds	avg	td	lg
PATTERSON, Daz'	24	526	21.9	0	45
BASS, Devin	5	105	21.0	0	31
WALKER, Robbie	5	74	14.8	0	19
DAUGHERTY, Tra	1	11	11.0	0	11
NELSON, Kylan	1	84	84.0	1	84
BROWN, Dorian	1	10	10.0	0	10
DIXON, Ian	1	20	20.0	0	20
Total	38	830	21.8	1	84
Opponents	33	663	20.1	0	50

AllPurpose	g	rush	rcv	pr	kr	ir	total	avg/g
PATTERSON	12	348	116	136	526	0	1126	93.8
OUELLETTE,	10	785	133	0	0	0	918	91.8
COCHRAN,	12	0	443	0	0	0	443	36.9
VICK, Derrius	8	390	0	0	0	0	390	48.8
SMITH, Seba	12	0	385	0	0	0	385	32.1
Total	12	1969	2474	140	830	174	5587	465.6
Opponents	12	1595	3137	123	663	64	5582	465.2

TotalOffense	g	plays	rush	pass	total	avg/g
VICK, Derrius	8	242	390	1156	1546	193.2
SPRAGUE, JD	10	267	264	1236	1500	150.0
OUELLETTE, A.J.	10	160	785	0	785	78.5
PATTERSON, Daz'	12	86	348	0	348	29.0
WINDHAM, Greg	6	19	20	82	102	17.0
Total	12	845	1969	2474	4443	370.2
Opponents	12	848	1595	3137	4732	394.3

OHIO BOBCAT FOOTBALL 2015

OHIO 2014 TEAM STATS

Team Statistics	OHIO	OPP
SCORING	246	298
Points Per Game	20.5	24.8
FIRST DOWNS	233	246
Rushing	107	98
Passing	103	133
Penalty	23	15
RUSHING YARDAGE	1969	1595
Yards gained rushing	2282	1830
Yards lost rushing	313	235
Rushing Attempts	470	414
Average Per Rush	4.2	3.9
Average Per Game	164.1	132.9
TDs Rushing	16	13
PASSING YARDAGE	2474	3137
Comp-Att-Int	202-375-9	255-434-12
Average Per Pass	6.6	7.2
Average Per Catch	12.2	12.3
Average Per Game	206.2	261.4
TDs Passing	11	22
TOTAL OFFENSE	4443	4732
Total Plays	845	848
Average Per Play	5.3	5.6
Average Per Game	370.2	394.3
KICK RETURNS: #-Yards	38-830	33-663
PUNT RETURNS: #-Yards	16-140	21-123
INT RETURNS: #-Yards	12-174	9-64
KICK RETURN AVERAGE	21.8	20.1
PUNT RETURN AVERAGE	8.8	5.9
INT RETURN AVERAGE	14.5	7.1
FUMBLES-LOST	24-14	12-7
PENALTIES-Yards	72-648	80-713
Average Per Game	54.0	59.4
PUNTS-Yards	63-2631	66-2711
Average Per Punt	41.8	41.1
Net punt average	38.9	37.4
KICKOFFS-Yards	54-3271	59-3555
Average Per Kick	60.6	60.3
Net kick average	39.5	38.1
TIME OF POSSESSION/Game	29:48	30:12
3RD-DOWN Conversions	69/174	76/178
3rd-Down Pct	40%	43%
4TH-DOWN Conversions	6/13	7/14
4th-Down Pct	46%	50%
SACKS BY-Yards	25-153	23-173
MISC YARDS	-10	1
TOUCHDOWNS SCORED	28	38
FIELD GOALS-ATTEMPTS	17-26	11-16
ON-SIDE KICKS	0-0	0-2
RED-ZONE SCORES	(35-42) 83%	(29-36) 81%
RED-ZONE TOUCHDOWNS	(23-42) 55%	(22-36) 61%
PAT-ATTEMPTS	(27-27) 100%	(37-37) 100%
ATTENDANCE	123090	156778
Games/Avg Per Game	6/20515	6/26130
Neutral Site Games		0/0

Score by Quarters	1st	2nd	3rd	4th	OT	Total
Ohio	55	60	47	84	0	246
Opponents	90	79	62	67	0	298

BOBCAT FOOTBALL 2015 OHIO



2014 INDIVIDUAL STATS

Rushing	g	att	gain	loss	net	avg	td	lg	avg/g
OUELLETTE, A.J	1	160	804	19	785	4.9	7	65	78.5
VICK, Derrius	8	82	472	82	390	4.8	1	54	48.8
PATTERSON, Da	1	86	371	23	348	4.0	1	49	29.0
SPRAGUE, JD	1	65	378	114	264	4.1	3	25	26.4
EDMOND, Tim	1	20	81	14	67	3.3	2	13	6.1
BROWN, Dorian	1	22	67	14	53	2.4	2	7	5.3
WALKER, Robbie	1	10	45	1	44	4.4	0	8	4.4
WHITE, Papi	1	6	25	2	23	3.8	0	7	23.0
WINDHAM, Greg	6	6	22	2	20	3.3	0	9	3.3
MANGEN, Troy	1	1	9	0	9	9.0	0	9	0.8
SMITH, Landon	1	1	8	0	8	8.0	0	8	0.7
COPE, Brendan	8	1	0	9	-9	-9.0	0	0	-1.1
TEAM	7	10	0	33	-33	-3.3	0	0	-4.7
Total	1	470	2282	313	1969	4.2	16	65	164.
Opponents	1	414	1830	235	1595	3.9	13	53	132.

Passing	g	effic	comp	att	i	pct	yds	td	lg	avg/g
SPRAGUE, JD	1	99.86	98	202	5	48.	1236	3	49	123.
VICK, Derrius	8	130.9	94	160	4	58.	1156	8	66	144.
WINDHAM, Greg	6	129.9	10	13	0	76.	82	0	24	13.7
Total	1	114.1	202	375	9	53.	2474	11	66	206.
Opponents	1	130.6	255	434	1	58.	3137	22	77	261.

Receiving	g	no.	yds	avg	td	lg	avg/g
SMITH, Sebastia	1	31	385	12.4	2	39	32.1
REID, Jordan	1	24	326	13.6	1	34	27.2
SMITH, Landon	1	24	213	8.9	2	23	19.4
COCHRAN, Chase	1	21	443	21.1	1	66	36.9
OUELLETTE, A.J	1	21	133	6.3	3	35	13.3
MANGEN, Troy	1	19	147	7.7	0	24	12.2
COPE, Brendan	8	17	303	17.8	0	58	37.9
PATTERSON, Da	1	12	116	9.7	0	38	9.7
BRADLEY, Aaron	1	10	123	12.3	0	38	11.2
WALKER, Robbie	1	6	76	12.7	0	21	7.6
DIXON, Ian	7	5	100	20.0	2	49	14.3
BRUNIS, Herman	7	5	57	11.4	0	22	8.1
SAWYER, Kawma	1	2	18	9.0	0	13	1.5
EDMOND, Tim	1	2	18	9.0	0	10	1.6
BROWN, Dorian	1	2	9	4.5	0	6	0.9
WHITE, Papi	1	1	7	7.0	0	7	7.0
Total	1	202	2474	12.2	11	66	206.
Opponents	1	255	3137	12.3	22	77	261.

Punt Returns	no.	yds	avg	td	lg
PATTERSON, Da	15	136	9.1	0	26
CUNNINGHAM, G	1	4	4.0	0	0
Total	16	140	8.8	0	26
Opponents	21	123	5.9	0	22

Interceptions	no.	yds	avg	td	lg
POLING, Quentin	3	77	25.	0	33
JOHNSON, Jovon	2	38	19.	0	27
LAYTON, Brett	2	43	21.	0	43
KRISTOFF, Josh	2	0	0.0	0	0
CARPENTER, Nat	1	0	0.0	0	0
DAVIS, Toran	1	16	16.	0	16
BASS, Devin	1	0	0.0	0	0
Total	12	174	14.	0	43
Opponents	9	64	7.1	2	27

Kick Returns	no.	yds	avg	td	lg
PATTERSON, Da	24	526	21.	0	45
BASS, Devin	5	105	21.	0	31
WALKER, Robbie	5	74	14.	0	19
DAUGHERTY, Tr	1	11	11.	0	11
NELSON, Kylan	1	84	84.	1	84
DIXON, Ian	1	20	20.	0	20
BROWN, Dorian	1	10	10.	0	10
Total	38	830	21.	1	84
Opponents	33	663	20.	0	50

Fumble Returns	no.	yds	avg	td	lg
WELLS, Ian	1	9	9.0	0	9
JOHNSON, Jovon	1	24	24.	0	24
NELSON, Kylan	1	14	14.	0	14
SMITH, Kendric	1	15	15.	0	15
Total	4	62	15.	0	24
Opponents	1	75	75.	1	75

OHIO BOBCAT FOOTBALL 2015

OHIO 2014 DEFENSIVE STATS

#	Defensive Leaders	gp	Tackles				Sacks no-yds	Pass defense			Fumbles		blkd kick
			ua	a	tot	tfl/yds		int-yds	brup	qbh	rcv-yds	ff	
32	POLING, Quentin	1	60	29	89	8.5-35	5.0-30	3-77	3	3	.	.	
51	JOHNSON, Jovon	1	46	21	67	10.5-35	3.5-17	2-38	6	1	1-24	1	
33	BROWN, Blair	1	30	25	55	4.0-9	1.0-6	.	2	1	.	1	
25	INGOL, Thad	1	30	14	44	.	.	.	1	.	.	.	
41	WELLS, Ian	1	33	9	42	4.0-18	1.0-7	.	12	.	1-9	1	
24	DAVIS, Toran	1	24	18	42	1.5-2	.	1-16	1	.	.	1	
37	BASS, Devin	1	34	8	42	.	.	1-0	9	1	.	1	
94	MCLEOD, Camero	1	15	24	39	1.5-7	2.0-7	.	1	1	.	.	
91	CRUTCHER, Antwa	1	15	21	36	1.5-3	.	.	1	.	.	.	
9	KRISTOFF, Josh	1	25	8	33	.	.	2-0	3	.	.	.	
93	BASHAM, Tarell	1	15	18	33	6.0-41	5.0-39	.	2	5	.	1	
38	MOORE, Chad	1	11	22	33	0.5-1	0.5-0	.	2	.	.	.	
13	JONES, Devin	8	22	10	32	0.5-0	.	.	4	.	.	.	
96	SMITH, Kendric	1	8	16	24	3.0-13	1.5-11	.	1	1	1-15	.	
99	LASEAK, Kurt	1	10	13	23	4.5-24	3.5-22	.	.	1	.	.	
34	TAUTUIAKI, Wats	1	10	12	22	1.0-1	
50	DAUGHERTY, Trav	9	8	12	20	1.0-6	.	.	1	.	.	.	
95	PURDUM, Brandon	1	6	13	19	.	.	.	1	.	1-0	.	
44	SAYLES, Casey	1	8	11	19	1.5-2	0.5-2	.	.	2	1-0	.	
40	GRILLIOT, Cody	1	10	8	18	2.0-7	1.5-6	
2E	NELSON, Kylan	1	11	5	16	1-14	.	
22	LAYTON, Brett	6	12	1	13	1.5-6	1.0-6	2-43	3	1	1-0	.	
27	MACER, Aaron	9	8	3	11	1.0-2	.	.	1	.	.	.	
35	CARPENTER, Nate	3	9	1	10	.	.	1-0	1	.	.	.	
98	DAVIS, Tony	1	3	3	6	
47	CHAPMAN, Miles	1	4	2	6	
54	POWELL, Lucas	1	.	5	5	
43	JOHNSON, Willia	3	2	2	4	2.0-7	
90	SMART, Trent	7	.	4	4	1	.	.	
3A	ALEXANDER, Leon	8	4	.	4	
5C	MAKUCH, Josh	4	3	1	4	
84	SAWYER, Kawmae	1	3	.	3	
29	TERPIN, Mike	1	3	.	3	
39	YAZDANI, Josiah	1	1	1	2	
3B	CUNNINGHAM, Gr	8	1	1	2	1	
42	SCIPIO, Blake	5	2	.	2	
2A	BRUNSON, Curtis	5	2	.	2	
45	GRIMARD, Oliver	4	1	.	1	
1B	ELLIS, Bradd	2	1	.	1	
26	QUALLEN, Corey	3	.	1	1	
23	BONNSTETTER, M	1	1	.	1	
4	WHITE, Papi	1	1	.	1	
11	BROWN, Cedric	1	1	.	1	
21	IRONS, Maleek	2	.	1	1	
2	DIXON, Ian	7	.	1	1	
92	ALOESE, Cleon	3	.	1	1	
82	MANGEN, Troy	1	1	.	1	
87	SMITH, Landon	1	1	.	1	
TM	TEAM	7	1	.	1	
Total		1	496	345	841	56-219	25-153	12-17	55	18	7-62	6	1
Opponents		1	525	360	885	56-264	23-173	9-64	51	24	14-75	16	1

BOBCAT FOOTBALL 2015 OHIO



GAME-BY-GAME STATISTICS

		KSU	UK	MARSH	IDAHO	EIU	CMU	BGSU	AKRON	WMU	UB	NIU	MIAMI
TOTAL OFFENSE	OHIO	437	223	377	505	387	187	513	356	372	389	344	353
	OPP	295	402	705	418	432	467	355	352	530	134	325	317
TOTAL PLAYS	OHIO	68	60	70	66	72	44	110	76	72	74	67	66
	OPP	63	83	79	82	77	79	66	71	70	50	65	63
AVG. Yds/Play	OHIO	6.4	3.7	5.4	7.7	5.4	4.2	4.7	4.7	5.2	5.3	5.1	5.3
	OPP	4.7	4.8	8.9	5.1	5.6	5.9	5.4	5.0	7.6	2.7	5.0	5.0
RUSHING YARDS	OHIO	175	74	141	272	229	89	127	159	88	233	203	179
	OPP	31	232	257	65	143	234	95	84	186	28	141	99
Att.	OHIO	44	28	32	47	41	23	46	39	36	55	39	40
	OPP	22	52	46	27	30	52	27	25	42	25	41	25
TDs	OHIO	0	0	0	3	4	1	1	0	2	4	1	0
	OPP	0	1	0	1	1	2	2	0	3	0	1	1
PASSING YARDS	OHIO	262	149	236	233	158	98	386	197	284	156	141	174
	OPP	264	170	448	353	289	233	260	268	344	106	184	218
Attempts	OHIO	24	32	38	19	31	21	64	37	36	19	28	26
	OPP	41	31	33	55	47	27	39	46	28	25	24	38
Comp.	OHIO	18	14	22	12	17	7	34	17	20	8	19	14
	OPP	30	17	20	33	30	17	20	23	22	12	16	15
Pct.	OHIO	.750	.437	.579	.631	.548	.333	.531	.459	.555	.421	.679	.538
	OPP	.731	.548	.606	.600	.638	.630	.512	.500	.786	.480	.667	.395
TDs	OHIO	2	0	2	4	0	0	0	2	1	0	1	2
	OPP	2	1	4	3	1	2	2	2	2	1	2	1
Int.	OHIO	0	0	1	0	2	0	0	1	1	0	1	3
	OPP	0	0	1	3	0	0	1	2	2	2	0	1
1st DOWNS Total	OHIO	20	13	22	30	20	8	29	19	18	19	24	22
	OPP	17	24	31	30	21	25	19	18	24	7	19	18
Rush	OHIO	6	7	10	19	11	3	7	8	6	11	15	12
	OPP	1	15	16	23	5	16	5	4	11	2	10	6
Pass	OHIO	13	5	11	11	6	4	18	8	11	6	6	7
	OPP	16	8	14	15	14	8	11	11	11	5	8	12
Penalty	OHIO	1	1	1	0	3	1	4	3	1	2	3	3
	OPP	0	1	1	1	2	1	3	3	2	0	1	0
TIME OF POSS.	OHIO	29:40	21:34	26:02	30:24	30:16	17:41	39:21	31:48	27:29	36:39	33:28	33:15
	OPP	30:20	38:26	33:58	29:36	29:44	42:19	20:39	28:12	32:31	23:21	26:32	26:45
3rd DOWN CONV.	OHIO	7-of-14	4-of-14	5-of-14	4-of-12	7-of-14	3-of-12	12-of-24	6-of-18	6-of-15	4-of-12	7-of-14	4-of-11
	OPP	6-of-14	9-of-20	7-of-12	8-of-19	9-of-19	13-of-17	4-of-13	3-of-13	5-of-12	2-of-13	6-of-13	4-of-13
4th DOWN CONV.	OHIO	2-of-2	0-of-1	0-of-0	1-of-1	1-of-1	0-of-1	0-of-4	1-of-1	0-of-0	0-of-0	1-of-2	0-of-0
	OPP	0-of-0	1-of-2	0-of-1	3-of-4	1-of-2	0-of-0	0-of-0	0-of-2	0-of-0	2-of-3	0-of-0	0-of-0
PUNTING: #/Avg.	OHIO	4-42.5	8-46.8	7-44.1	2-39.5	3-33.7	7-44.3	4-42.5	8-36.9	7-46.6	5-38.4	3-35.0	5-40.0
	OPP	7-47.0	5-44.8	1-56	4-44.8	6-25.0	4-31.8	8-47.8	7-39.1	4-43.0	6-42.0	6-42.8	8-38.6
FUMBLES: #-Lost	OHIO	4-4	2-1	3-1	2-1	0-0	0-0	0-0	2-1	2-1	2-2	3-1	0-0
	OPP	0-0	0-0	0-0	0-0	0-0	3-1	0-0	1-1	1-1	4-2	2-1	1-1
PENALTIES: #-Yds.	OHIO	1-5	5-46	8-75	9-64	6-60	2-18	16-153	11-120	6-48	1-5	4-30	7-46
	OPP	8-44	4-45	7-60	4-32	13-124	7-62	8-75	10-83	3-36	3-21	6-85	3-24
PUNT RET.: #-Yds.	OHIO	1-18	1-7	0-0	2-79	1-4	0-0	3-27	4-30	1--1	1-6	2-23	1-0
	OPP	3-15	4-40	4-40	4-179	0-0	2-1	0-0	2-10	1--1	2-16	1-0	1-0
KO RET.: #-Yds.	OHIO	0-0	1-21	5-105	3-90	3-73	3-75	5-114	5-67	3-29	2-54	4-68	4-134
	OPP	2-41	0-0	2-46	4-98	7-136	2-55	1-13	4-87	0-0	5-95	3-45	3-47
SACKS BY-YDS	OHIO	2-12	5-34	1-4	3-23	1-3	2-26	0-0	3-10	1-2	2-14	1-2	4-23
	OPP	0-0	2-14	0-0	1-13	0-0	3-22	5-43	0-0	7-40	2-14	1-10	2-17
RED ZONE	OHIO	1-1	0-0	2-3	7-8	4-4	2-3	3-4	2-2	2-4	7-7	2-2	3-4
	OPP	1-2	2-4	5-6	1-2	4-4	3-3	3-3	2-2	3-3	1-3	2-2	2-2
FIELD GOALS	OHIO	1-1	1-2	0-1	3-4	2-2	1-1	2-3	3-3	0-2	3-3	0-2	1-2
	OPP	0-1	2-4	3-4	3-3	2-2	0-0	1-1	2-2	0-0	0-1	0-0	0-0

OHIO BOBCAT FOOTBALL 2015



GAME-BY-GAME RECAPS

OHIO 17 (1-0; 1-0) at KENT STATE 14 (0-1; 0-1)
AUG. 30, 2014

KENT, OHIO | DIX STADIUM (22,754)

- Place kicker Josiah Yazdani connected on a 44-yard field goal to give the Bobcats a 17-14 victory as time expired.
- Ohio's win over Kent State marked the Bobcats' fourth season-opening victory in the last five years. The Bobcats move to 6-4 in season openers under head coach Frank Solich.
- The Bobcats' win over the Flashes marks their fifth first win at Kent State since 2008.
- With the win over the Flashes, Ohio has now won its last four league openers.
- Ohio held a 14-7 lead, heading into the fourth quarter. The Bobcats are now 57-7 when leading after three quarters.
- Ohio head coach Frank Solich earned his 125th career victory following the win. Solich has now won 67 games during his time in Athens.

Box Score (Final)
The Automated Scorebook
Ohio vs Kent State (Aug 30, 2014 at Kent, OH)

Score by Quarter	1	2	3	4	Total
Ohio	7	7	0	3	17
Kent State	7	0	0	7	14

Qtr Time Scoringplay

1st 10:01 OHIO - SMITH, Landon 23 yd pass from VICK, Derrius (YAZDANI, Josiah kick), 5-87 1:05:58 KENT - BOYLE, Josh 8 yd pass from REARDON, Colin (MELCHIORI, A. kick), 8-75 3:57
 2nd 06:53 OHIO - SMITH, Landon 5 yd pass from VICK, Derrius (YAZDANI, Josiah kick), 12-78 5:4th 03:34 KENT - HUMPHREY, Chris 25 yd pass from REARDON, Colin (MELCHIORI, A. kick), 11-00:00 OHIO - YAZDANI, Josiah 44 yd field goal, 9-48 3:34

	OHIO	KENT
FIRST DOWNS	20	17
RUSHES-YARDS(NET)	44-175	22-31
PASSING YDS (NET)	262	264
Passes Att-Comp-Int	24-18-0	41-30-0
TOTAL OFFENSE PLAYS-YARDS	68-437	63-295
Fumble Returns-Yards	0-0	0-0
Punt Returns-Yards	1-18	3-15
Kickoff Returns-Yards	0-0	2-41
Interception Returns-Yards	0-0	0-0
Punts (Number-Avg)	4-42.5	7-47.0
Fumbles-Lost	4-4	0-0
Penalties-Yards	1-5	8-44
Possession Time	29:40	30:20
Third-Down Conversions	7 of 14	6 of 14
Fourth-Down Conversions	2 of 2	0 of 0
Red-Zone Scores-Chances	1-1	1-2
Sacks By: Number-Yards	2-12	0-0

RUSHING: Ohio-PATTERSON, Daz' 17-61; VICK, Derrius 8-35; OUELLETTE, A.J. 6-28; BROWN, Dorian 5-23; WHITE, Papi 6-23; EDMOND, Tim 2-5. Kent State-MERAY, Anthony 6-19; REARDON, Colin 8-10; HOLLEY, Nick 5-6; CALHOUN, Ernest 2-minus 2; HIBBLER, Miles 1-minus 2.

PASSING: Ohio-VICK, Derrius 18-24-0-262. Kent State-REARDON, Colin 30-41-0-264.

RECEIVING: Ohio-SMITH, Landon 7-71; PATTERSON, Daz' 3-48; COPE, Brendan 2-71; MANGEN, Troy 2-26; REID, Jordan 1-17; SMITH, Sebastia 1-15; COCHRAN, Chase 1-7; WHITE, Papi 1-7. Kent State-CALHOUN, Ernest 11-62; HUMPHREY, Chris 6-91; PIERCE, Casey 4-26; BOYLE, Josh 4-24; BROOKS, James 2-45; HOLLEY, Nick 2-11; MERAY, Anthony 1-5.

INTERCEPTIONS: Ohio-None. Kent State-None.

FUMBLES: Ohio-PATTERSON, Daz' 2-2; EDMOND, Tim 1-1; BROWN, Dorian 1-1. Kent State-None.

Ohio (1-0,1-0) vs. Kent State (0-1,0-1)
 Date: Aug 30, 2014 • Site: Kent, OH • Stadium: Dix Stadium
 Attendance: 22754

Kickoff time: 6:05 pm • End of Game: 9:09 pm • Total elapsed time: 3:04
 Officials: Referee: Tony Cannella; Umpire: Brad Hudak; Linesman: John Wiercinski;
 Line judge: G. Jagodzinski; Back judge: Todd Boyd; Field judge: D. Pender;
 Side judge: George Plesac;

OHIO 3 (1-1; 1-0) at KENTUCKY 23 (2-0; 0-0)
SEPT. 6, 2014

LEXINGTON, KY | COMMONWEALTH STADIUM (51,910)

- Ohio was outgained 187-22 in the first quarter, but over the final three quarters, Kentucky held just a slight 215-201 advantage in total offense.
- The Bobcats fell behind 14-0 in the first quarter, but over the course of the final three periods, Ohio held Kentucky to just six points.
- Quarterback JD Sprague made his season debut and finished the afternoon by going 13-of-25 for 143 yards. His 143 yards are a career-high.
- Sprague also had six carries for 20 yards. His 20-yard rush in the second quarter was a career-best rush.
- Ohio registered 5.0 sacks and 9.0 tackles for loss on the afternoon. In 2014, Ohio's defensive unit has 17 tackles for loss.
- The Bobcats have registered four-or-more sacks as a team in five of their last 11 games, dating back to last season.

Box Score (Final)
The Automated Scorebook
Ohio vs Kentucky (Sep 06, 2014 at Lexington, Ky.)

Score by Quarter	1	2	3	4	Total
Ohio	0	0	3	0	3
Kentucky	14	3	3	0	20

Qtr Time Scoringplay

1st 11:27 UK - Dorian Baker 8 yd pass from Patrick Towles (A. MacGinnis kick), 10-75 3:33
 08:24 UK - S. Williams 53 yd run (A. MacGinnis kick), 8-80 2:08
 2nd 01:45 UK - A. MacGinnis 53 yd field goal, 10-33 4:44
 3rd 12:12 OHIO - YAZDANI, Josiah 44 yd field goal, 7-53 2:43
 06:17 UK - A. MacGinnis 33 yd field goal, 14-60 5:55

	OHIO	UK
FIRST DOWNS	13	24
RUSHES-YARDS(NET)	28-74	52-232
PASSING YDS (NET)	149	170
Passes Att-Comp-Int	32-14-0	31-17-0
TOTAL OFFENSE PLAYS-YARDS	60-223	83-402
Fumble Returns-Yards	0-0	0-0
Punt Returns-Yards	1-7	4-40
Kickoff Returns-Yards	1-21	0-0
Interception Returns-Yards	0-0	0-0
Punts (Number-Avg)	8-46.8	5-44.8
Fumbles-Lost	2-1	0-0
Penalties-Yards	5-46	4-45
Possession Time	21:34	38:26
Third-Down Conversions	4 of 14	9 of 20
Fourth-Down Conversions	0 of 1	1 of 2
Red-Zone Scores-Chances	0-0	2-4
Sacks By: Number-Yards	5-34	2-14

RUSHING: Ohio-PATTERSON, Daz' 14-44; VICK, Derrius 2-21; SPRAGUE, JD 6-20; OUELLETTE, A.J. 1-4; WINDHAM, Greg 1-minus 1; EDMOND, Tim 3-minus 3; TEAM 1-minus 11. Kentucky-S. Williams 5-60; Patrick Towles 22-59; Mikel Horton 10-45; Jojo Kemp 9-41; Josh Clemens 5-27; Ryan Timmons 1-0.

PASSING: Ohio-SPRAGUE, JD 13-25-0-143; VICK, Derrius 0-6-0-0; WINDHAM, Greg 1-1-0-6. Kentucky-Patrick Towles 17-31-0-170.

RECEIVING: Ohio-COPE, Brendan 4-57; PATTERSON, Daz' 3-29; BRUNIS, Herman 2-30; SMITH, Landon 1-15; MANGEN, Troy 1-8; COCHRAN, Chase 1-7; SMITH, Sebastia 1-5; OUELLETTE, A.J. 1-minus 2. Kentucky-Ryan Timmons 10-95; Dorian Baker 2-41; Blake Bone 1-13; Jojo Kemp 1-7; Joey Herrick 1-6; T.V. Williams 1-4; Dem. Robinson 1-4.

INTERCEPTIONS: Ohio-None. Kentucky-None.

FUMBLES: Ohio-WINDHAM, Greg 1-1; SPRAGUE, JD 1-0. Kentucky-None.

Ohio (1-1) vs. Kentucky (2-0)
 Date: Sep 06, 2014 • Site: Lexington, Ky. • Stadium: Commonwealth Stadium
 Attendance: 51910

Kickoff time: 3:32pm • End of Game: 6:49 • Total elapsed time: 3:17
 Officials: Referee: Tom Ritter; Umpire: Steve Coullias; Linesman: Johnny Crawford;
 Line judge: Erick Pratt; Back judge: James Carter; Field judge: Eduardo Balbis;
 Side judge: Dax Hill; Alternate: Greg Leflis Jr.;
 Temperature: 86 deg • Wind: 8mph NW • Weather: Hot, 69% humidity



GAME-BY-GAME RECAPS

OHIO 14 (1-2; 1-0) at MARSHALL 44 (3-0; 0-0)
SEPT. 13, 2014

HUNTINGTON, W. VA. | JOAN C. EDWARDS STADIUM (31,710)

- Ohio's 44-14 setback to Marshall marked the Bobcats' first loss to the Herd since 2010.
- Quarterback Derrius Vick finished the game, going 18-of-29 for 200 yards through the air. He also had one touchdown pass. Vick also had a career-high 51 yards rushing.
- Head coach Frank Solich still boasts an impressive 42-20 record in the month of September.
- Wide receiver Chase Cochran hauled in a 53-yard reception on the first play of the game. Cochran now has caught 13 passes of 40-yards or more in his career. Cochran's 53-yard reception was his longest catch of the season.
- Freshman A.J. Ouellette had a season high 37 yards, averaging 9.2 yards per carry.
- Safety Nathan Carpenter collected his first interception of the season and his fifth interception of his career. Carpenter's interception was his first since Oct. 28, 2012 (Miami).

Box Score (Final)
The Automated Scorebook
Ohio vs MARSHALL (Sep 13, 2014 at Huntington, W.Va.)

Score by Quarter	1	2	3	4	Total
Ohio	0	0	7	7	14
MARSHALL	17	10	14	3	44

Qtr Time Scoringplay

1st 08:35 MARSHALL - HAIG, Justin 36 yd field goal, 8-61 1:54
 05:59 MARSHALL - ALLEN, Davonte 25 yd pass from CATO, Rakeem (HAIG, Justin kick), 3-74
 02:23 MARSHALL - ALLEN, Davonte 6 yd pass from CATO, Rakeem (HAIG, Justin kick), 9-61
 2nd 08:59 MARSHALL - HAIG, Justin 37 yd field goal, 9-61 4:41
 02:17 MARSHALL - SHULER, Tommy 19 yd pass from CATO, Rakeem (HAIG, Justin kick), 8-6
 3rd 12:21 MARSHALL - JOHNSON, Devon 30 yd run (HAIG, Justin kick), 7-71 2:39
 09:34 MARSHALL - JEAN-LOUIS, A. 77 yd pass from CATO, Rakeem (HAIG, Justin kick), 4-9
 06:33 OHIO - SMITH, Sebastia 7 yd pass from VICK, Derrius (YAZDANI, Josiah kick), 10-75
 4th 09:58 OHIO - DIXON, Ian 7 yd pass from SPRAGUE, JD (YAZDANI, Josiah kick), 8-67 1:50
 03:25 MARSHALL - HAIG, Justin 34 yd field goal, 11-60 6:33

	OHIO	MARSHALL
FIRST DOWNS	22	31
RUSHES-YARDS(NET)	32-141	46-257
PASSING YDS (NET)	236	448
Passes Att-Comp-Int	38-22-1	33-20-1
TOTAL OFFENSE PLAYS-YARDS	70-377	79-705
Fumble Returns-Yards	0-0	0-0
Punt Returns-Yards	0-0	4-40
Kickoff Returns-Yards	5-105	2-46
Interception Returns-Yards	1-0	1-0
Punts (Number-Avg)	7-44.1	1-56.0
Fumbles-Lost	3-1	0-0
Penalties-Yards	8-75	7-60
Possession Time	26:02	33:58
Third-Down Conversions	5 of 14	7 of 12
Fourth-Down Conversions	0 of 0	0 of 1
Red-Zone Scores-Chances	2-3	5-6
Sacks By: Number-Yards	1-4	0-0

RUSHING: Ohio-VICK, Derrius 11-51; OUELLETTE, A.J. 4-37; PATTERSON, Daz' 10-36; BROWN, Dorian 5-9; SPRAGUE, JD 1-6; EDMOND, Tim 1-2. MARSHALL-BUTLER, Steward 19-119; JOHNSON, Devon 14-91; CATO, Rakeem 4-19; BYRD, Brandon 4-14; WATSON, Remi 4-9; HOLCOMBE, G. 1-5.

PASSING: Ohio-VICK, Derrius 18-29-1-200; SPRAGUE, JD 4-8-0-36; WINDHAM, Greg 0-1-0-0. MARSHALL-CATO Rakeem 17-29-1-425; HOLCOMBE, G. 3-4-0-23.

RECEIVING: Ohio-SMITH, Sebastia 5-56; MANGEN, Troy 4-25; DIXON, Ian 3-37; SMITH, Landon 3-11; COPE, Brendan 2-37; OUELLETTE, A.J. 2-10; COCHRAN, Chase 1-53; REID, Jordan 1-6; PATTERSON, Daz' 1-1. MARSHALL-ALLEN, Davonte 5-137; JEAN-LOUIS, A. 4-158; SHULER, Tommy 4-76; FOSTER, Hyleck 3-50; WILKINS, Craig 1-16; FROHNAPFEL, E. 1-9; HUNT, Justin 1-8; BUTLER, Steward 1-minus 6.

INTERCEPTIONS: Ohio-CARPENTER, Nate 1-0. MARSHALL-LETMAN, Taj 1-0.

FUMBLES: Ohio-BROWN, Dorian 2-1; OUELLETTE, A.J. 1-0. MARSHALL-None.

Ohio (1-2,1-0) vs. MARSHALL (3-0)
 Date: Sep 13, 2014 • Site: Huntington, W.Va. • Stadium: Joan C. Edwards
 Attendance: 31710

Kickoff time: 12:05 PM • End of Game: 3:25 PM • Total elapsed time: 3:20
 Officials: Referee: Rodney Burnette; Umpire: Rimas Kozica; Linesman: Tra Blake;
 Line judge: Thomas Eaton; Back judge: Ivan Daniels; Field judge: Ed Kierce;
 Side judge: Tony Lombardo;
 Temperature: 60 • Wind: W 6 mph • Weather: Cloudy

OHIO 36 (2-2; 1-0) vs. IDAHO 24 (0-3; 0-0)
SEPT. 20, 2014

ATHENS, OHIO | PEDEN STADIUM (25,211)

- The 25,211 fans in attendance was the third largest crowd in Peden Stadium history.
- The win over Idaho gave Ohio its fifth-straight home opener victory.
- Head coach Frank Solichboasts an impressive 43-20 record in the month of September.
- Wide receiver Chase Cochran hauled in a 45-yard reception. Cochran now has caught 14 passes of 40-yards or more in his career. Cochran's 53-yard reception was his longest catch of the season.
- Freshman A.J. Ouellette had a season high 37 yards, averaging 9.2 yards per carry.
- Freshman Quentin Poling notched three interceptions. It is the first time a player has intercepted three passes in a game since Tevelle Jones did so in 1997 vs. Bowling Green.
- Freshman running back A.J. Ouellette rushed for a career-high 132 yards on 27 attempts and had two touchdowns.

Box Score (Final)
The Automated Scorebook
IDAHO vs Ohio (Sep 20, 2014 at Athens, Ohio)

Score by Quarter	1	2	3	4	Total
IDAHO	0	7	10	7	24
Ohio	7	10	3	16	36

Qtr Time Scoringplay

1st 10:12 OHIO - SMITH, Sebastia 12 yd pass from VICK, Derrius (YAZDANI, Josiah kick), 5-79
 2nd 14:56 OHIO - YAZDANI, Josiah 32 yd field goal, 9-59 3:43
 10:19 OHIO - OUELLETTE, A.J. 1 yd run (YAZDANI, Josiah kick), 5-69 2:26
 05:22 IDAHO - Elijhaa Penny 1 yd run (Austin Rehkow kick), 15-76 4:57
 3rd 11:48 OHIO - YAZDANI, Josiah 22 yd field goal, 7-59 3:12
 08:00 IDAHO - Joshua McCain 34 yd pass from Matt Linehan (Austin Rehkow kick), 9-76 3:48
 02:34 IDAHO - Austin Rehkow 47 yd field goal, 9-37 3:04
 4th 09:40 OHIO - YAZDANI, Josiah 25 yd field goal, 11-84 5:05
 07:25 OHIO - SPRAGUE, JD 1 yd run (SPRAGUE, JD pass failed), 3-5 1:17
 06:34 IDAHO - Joshua McCain 52 yd pass from Matt Linehan (Austin Rehkow kick), 4-65 0:51
 02:09 OHIO - OUELLETTE, A.J. 3 yd run (YAZDANI, Josiah kick), 9-62 4:25

	IDAHO	OHIO
FIRST DOWNS	23	19
RUSHES-YARDS(NET)	27-65	47-272
PASSING YDS (NET)	353	233
Passes Att-Comp-Int	55-33-3	19-12-0
TOTAL OFFENSE PLAYS-YARDS	82-418	66-505
Fumble Returns-Yards	0-0	0-0
Punt Returns-Yards	1-2	1-26
Kickoff Returns-Yards	4-98	3-90
Interception Returns-Yards	0-0	3-77
Punts (Number-Avg)	4-44.8	2-39.5
Fumbles-Lost	0-0	2-1
Penalties-Yards	4-32	9-64
Possession Time	29:36	30:24
Third-Down Conversions	8 of 19	4 of 12
Fourth-Down Conversions	3 of 4	1 of 1
Red-Zone Scores-Chances	1-2	7-8
Sacks By: Number-Yards	1-13	3-23

RUSHING: IDAHO-Elijhaa Penny 16-57; Kris Olugbode 1-8; Jerrel Brown 3-7; Aaron Duckworth 1-3; Matt Linehan 6-minus 10. Ohio-OUELLETTE, A.J. 27-132; VICK, Derrius 4-86; SPRAGUE, JD 10-30; EDMOND, Tim 1-13; WALKER, Robbie 1-8; PATTERSON, Daz' 1-7; TEAM 3-minus 4.

PASSING: IDAHO-Matt Linehan 33-55-3-353. Ohio-SPRAGUE, JD 8-13-0-165; VICK, Derrius 4-6-0-68.

RECEIVING: IDAHO-J Podrabsky 8-73; Deon Watson 7-58; R Montgomery 7-46; Joshua McCain 5-150; David Ungerer 4-10; Elijhaa Penny 1-12; Kris Olugbode 1-4. Ohio-SMITH, Sebastia 3-64; COCHRAN, Chase 2-79; OUELLETTE, A.J. 2-39; COPE, Brendan 2-21; REID, Jordan 1-29; MANGEN, Troy 1-3; BRADLEY, Aaron 1-minus 2.

INTERCEPTIONS: IDAHO-None. Ohio-POLING, Quentin 3-77.

FUMBLES: IDAHO-None. Ohio-PATTERSON, Daz' 1-1; SPRAGUE, JD 1-0.

IDAHO (0-3) vs. Ohio (2-2,1-0)
 Date: Sep 20, 2014 • Site: Athens, Ohio • Stadium: Peden
 Attendance: 25211

Kickoff time: 7:04 pm • End of Game: 10:20 pm • Total elapsed time: 3:16
 Officials: Referee: Jeff Maconaghy; Umpire: Bob Holcomb; Linesman: Paul Beyerle;
 Line judge: Mark Bennett; Back judge: Richard Ames; Field judge: Raymond Daniel;
 Side judge: Paul Stout;
 Temperature: 82 • Wind: SSW 7mph • Weather: partly cloudy

OHIO BOBCAT FOOTBALL 2015



GAME-BY-GAME RECAPS

OHIO 34 (3-2; 1-0) vs. EASTERN ILLINOIS 19 (1-4; 1-0)
SEPT. 27, 2014

ATHENS, OHIO | PEDEN STADIUM (23,027)

- This was Ohio's first-ever win against Eastern Illinois.
- Grant Cunningham blocked a punt in the second quarter for the team's first blocked-punt of the season and first since 2010.
- Daz' Patterson's 45-yard kick return to start the second half was the team's longest of the season.
- Ohio is now 3-0 this season when recording more rushing yards than its opponents.
- Quarterback JD Sprague rushed for a career-high two touchdowns.
- A.J. Ouellette's 65-yard touchdown run in the second quarter was his career-long and was the longest run by any Ohio player this season.
- The Bobcats trailed for the first time this season at Peden Stadium after Eastern Illinois' opening field goal made it 3-0.
- Ohio's four rushing touchdowns were a season-high as a team. That's the first time they have rushed for four touchdowns since last season at Eastern Michigan.

Box Score (Final)
The Automated Scorebook
Eastern Illinois vs Ohio (Sep 27, 2014 at Athens, Ohio)

Score by Quarter	1	2	3	4	Total
Eastern Illinois	3	7	0	9	19
Ohio	14	10	10	0	34

Qtr Time Scoringplay

1st 12:39 EIU - BRUNO, Nick 18 yd field goal, 7-65 2:21
 08:56 OHIO - OUELLETTE, A.J. 1 yd run (YAZDANI, Josiah kick), 10-78 3:43
 03:40 OHIO - SPRAGUE, JD 6 yd run (YAZDANI, Josiah kick), 8-53 3:27
 2nd 14:37 OHIO - OUELLETTE, A.J. 65 yd run (YAZDANI, Josiah kick), 1-65 0:12
 08:05 EIU - WHITLOW, Jalen 1 yd run (BRUNO, Nick kick), 9-47 2:32
 00:09 OHIO - YAZDANI, Josiah 20 yd field goal, 9-32 1:00
 3rd 13:24 OHIO - YAZDANI, Josiah 46 yd field goal, 7-23 1:36
 07:28 OHIO - SPRAGUE, JD 8 yd run (YAZDANI, Josiah kick), 9-58 4:24
 4th 11:37 EIU - TAYLOR, Anthony 6 yd pass from WHITLOW, Jalen (WHITLOW, Jalen pass failed), 01:27 EIU - BRUNO, Nick 24 yd field goal, 16-83 3:52

	OHIO	EIU
FIRST DOWNS	21	20
RUSHES-YARDS(NET)	30-143	41-229
PASSING YDS (NET)	289	158
Passes Att-Comp-Int	47-30-0	31-17-2
TOTAL OFFENSE PLAYS-YARDS	77-432	72-387
Fumble Returns-Yards	0-0	0-0
Punt Returns-Yards	0-0	1-4
Kickoff Returns-Yards	7-136	3-73
Interception Returns-Yards	2-7	0-0
Punts (Number-Avg)	6-25.0	3-33.7
Fumbles-Lost	0-0	2-0
Penalties-Yards	13-124	6-60
Possession Time	29:44	30:16
Third-Down Conversions	9 of 19	7 of 14
Fourth-Down Conversions	1 of 2	1 of 1
Red-Zone Scores-Chances	4-4	4-4
Sacks By: Number-Yards	0-0	1-3

RUSHING: Eastern Illinois-WHITLOW, Jalen 15-112; DUNCAN, Taylor 5-16; LERA, Jimmy 6-10; WOODSON, AJ 2-5; PENDERGRASS, Tr 1-2; TEAM 1-minus 2. Ohio-OUELLETTE, A.J. 11-87; SPRAGUE, JD 12-69; PATTERSON, Daz' 5-39; WINDHAM, Greg 4-22; BROWN, Dorian 5-11; WALKER, Robbie 1-7; TEAM 2-minus 2; EDMOND, Tim 1-minus 4.

PASSING: Eastern Illinois-WHITLOW, Jalen 30-46-0-289; DUNCAN, Taylor 0-1-0-0. Ohio-SPRAGUE, JD 15-28-2-143; WINDHAM, Greg 2-3-0-15.

RECEIVING: Eastern Illinois-DRAKE, Adam 6-90; TAYLOR, Anthony 6-43; BRAVO-BROWN, S 5-30; LERA, Jimmy 4-29; LePAK, Jeff 3-36; POWELL, Joe 3-17; DUNCAN, Taylor 2-21; SHEPHERD, Nico 1-23. Ohio-SMITH, Landon 5-53; REID, Jordan 4-52; SMITH, Sebastia 2-16; MANGEN, Troy 2-9; PATTERSON, Daz' 1-9; EDMOND, Tim 1-8; COCHRAN, Chase 1-6; OUELLETTE, A.J. 1-5.

INTERCEPTIONS: Eastern Illinois-DEWBERRY, Brad 1-7; STANDIFER, A 1-0. Ohio-None.

FUMBLES: Eastern Illinois-None. Ohio-SMITH, Landon 1-0; SPRAGUE, JD 1-0.

Eastern Illinois (1-4) vs. Ohio (3-2)
 Date: Sep 27, 2014 • Site: Athens, Ohio • Stadium: Peden
 Attendance: 23027

Kickoff time: 2:04 • End of Game: 5:14 • Total elapsed time: 3:10
 Officials: Referee: Greg Blum; Umpire: Tim Glover; Linesman: Daniel Richard;
 Line judge: Jeff Meslow; Back judge: Doug Warns; Field judge: Kyle DeBuse;
 Side judge: Gregory Nelson;
 Temperature: 81 • Wind: E, 2mph • Weather: Fair

OHIO 10 (3-3; 1-1) at CENTRAL MICHIGAN 28 (1-4; 1-0)
OCT. 4, 2014

MOUNT PLEASANT, MICH. | KELLY/SHORTS STADIUM (18,223)

- Running back Tim Edmond tallied his first career touchdown with a one-yard rush in the fourth quarter.
- Wide receiver Chase Cochran caught his 15th career reception of 40-plus yards with a 46-yard reception to start the fourth quarter.-
- Running back Daz Patterson finished with 12 carries for 77 rushing yards.
- Jovon Johnson had his first sack and first forced-fumble of the season in the first quarter.
- Mitch Bonnsetter pinned Central Michigan at its own one-yard line with a 53-yard punt in the first quarter.
- Kylan Nelson recovered the fumble on Basham's sack and returned it to the CMU 12-yard line in the second quarter.
- Daz Patterson had a 38-yard kick return to start the game; the return was the longest by any player in the game.

Box Score (Final)
The Automated Scorebook
Ohio vs Central Michigan (Oct 04, 2014 at Mount Pleasant, Mich)

Score by Quarter	1	2	3	4	Total
Ohio	0	3	0	7	10
Central Michigan	14	0	7	7	28

Qtr Time Scoringplay

1st 10:21 CMU - DAVIS, Titus 4 yd pass from RUSH, Cooper (EAVEY, Brian kick), 7-77 3:09
 05:55 CMU - DAVIS, Titus 32 yd pass from RUSH, Cooper (EAVEY, Brian kick), 7-68 3:19
 2nd 00:13 OHIO - YAZDANI, Josiah 24 yd field goal, 4--2 0:20
 3rd 07:34 CMU - RAWLS, Thomas 15 yd run (EAVEY, Brian kick), 15-75 7:26
 4th 12:40 OHIO - EDMOND, Tim 1 yd run (YAZDANI, Josiah kick), 8-86 3:28
 08:44 CMU - RAWLS, Thomas 1 yd run (EAVEY, Brian kick), 7-68 3:56

	OHIO	CMU
FIRST DOWNS	8	25
RUSHES-YARDS(NET)	23-89	52-234
PASSING YDS (NET)	98	233
Passes Att-Comp-Int	21-7-0	27-17-0
TOTAL OFFENSE PLAYS-YARDS	44-187	79-467
Fumble Returns-Yards	1-14	0-0
Punt Returns-Yards	0-0	2-1
Kickoff Returns-Yards	3-75	2-55
Interception Returns-Yards	0-0	0-0
Punts (Number-Avg)	7-44.3	4-31.8
Fumbles-Lost	0-0	3-1
Penalties-Yards	2-18	7-62
Possession Time	17:41	42:19
Third-Down Conversions	3 of 12	13 of 17
Fourth-Down Conversions	0 of 1	0 of 0
Red-Zone Scores-Chances	2-3	3-3
Sacks By: Number-Yards	2-26	3-22

RUSHING: Ohio-PATTERSON, Daz' 12-77; WALKER, Robbie 3-10; EDMOND, Tim 1-1; SPRAGUE, JD 7-1. Michigan-RAWLS, Thomas 40-229; WALKER, Martez 6-20; LAVALLII, S. 2-13; TEAM 2-minus 2; RUSH, C 2-minus 26.

PASSING: Ohio-SPRAGUE, JD 7-21-0-98. Central Michigan-RUSH, Cooper 17-27-0-233.

RECEIVING: Ohio-COCHRAN, Chase 2-59; MANGEN, Troy 2-15; WALKER, Robbie 1-17; REID, Jordan 1-5. BRADLEY, Aaron 1-2. Central Michigan-DAVIS, Titus 10-181; RICE, Anthony 2-12; RAWLS, Thomas 1-16; LAVALLII, S. 1-13; CHAPMAN, Mark 1-9; McCORD, Ben 1-3; BACCI, Joe 1-minus 1.

INTERCEPTIONS: Ohio-None. Central Michigan-None.

FUMBLES: Ohio-None. Central Michigan-RUSH, Cooper 2-1; RAWLS, Thomas 1-0.

Ohio (3-3,1-1) vs. Central Michigan (3-3,1-1)
 Date: Oct 04, 2014 • Site: Mount Pleasant, Mich • Stadium: Kelly/Shorts
 Attendance: 18223

Kickoff time: 3:34 pm • End of Game: 6:31 pm • Total elapsed time: 2:57
 Officials: Referee: Jeff Servinski; Umpire: Tim Owens; Linesman: Ryan Macdonald;
 Line judge: Ric Hinkampfer; Back judge: Jeff Letkiewicz; Field judge: John Masterson;
 Side judge: Lewis Garrison;
 Temperature: 47 • Wind: 10 West • Weather: Cloudy



GAME-BY-GAME RECAPS

OHIO 13 (3-4; 1-2) vs. Bowling Green 31 (5-2; 3-0) OCT. 11, 2014

ATHENS, OHIO | PEDEN STADIUM (24,311)

--The offense tallied a school-record 110 plays. The previous record was 104 plays in a game in 1968. The record was just five shy of an NCAA record of 115 plays.
 --Quarterbacks JD Sprague and Greg Windham combined for 64 total pass attempts, which ranks second in Ohio history.
 --Sprague tallied a career-high 325 passing yards, a career-high 27 completions and a career-high 56 attempts.
 --The last time a quarterback had 300-349 passing yards was in 2013 against Miami when Tyler Tettleton threw for 306 yards.
 --Redshirt senior safety Josh Kristoff recorded his first interception since Oct. 1, 2011, against Kent State.
 --The defense held Bowling Green to 95 total rushing yards. It is the third time this season that the Bobcats have held an opponent to under 100 rushing yards (31 at Kent State and 65 vs. Idaho).

Box Score (Final) The Automated Scorebook BGSU vs Ohio (Oct 11, 2014 at Athens, Ohio)

Score by Quarter	1	2	3	4	Total
BGSU	14	7	7	3	31
Ohio	3	3	0	7	13

Qtr Time Scoringplay

1st 13:37 BGSU - GREENE, Travis 27 yd pass from KNAPKE, James (TATE, Tyler kick), 6-75 1:23
 12:18 BGSU - GIVENS, Andre 2 yd run (TATE, Tyler kick), 5-37 1:05
 07:14 OHIO - YAZDANI, Josiah 25 yd field goal, 5-29 1:59
 2nd 14:54 OHIO - YAZDANI, Josiah 37 yd field goal, 16-79 6:15
 08:09 BGSU - BURBRINK, Ryan 8 yd pass from KNAPKE, James (TATE, Tyler kick), 3-79 0:33
 3rd 05:30 BGSU - GREENE, Travis 30 yd run (TATE, Tyler kick), 8-58 1:53
 4th 09:26 OHIO - EDMOND, Tim 2 yd run (YAZDANI, Josiah kick), 15-77 5:00
 03:40 BGSU - TATE, Tyler 26 yd field goal, 11-66 5:46

	BGSU	OHIO
FIRST DOWNS	19	29
RUSHES-YARDS(NET)	27-95	46-127
PASSING YDS (NET)	260	386
Passes Att-Comp-Int	39-20-1	64-34-0
TOTAL OFFENSE PLAYS-YARDS	66-355	110-513
Fumble Returns-Yards	0-0	0-0
Punt Returns-Yards	0-0	3-27
Kickoff Returns-Yards	1-13	5-114
Interception Returns-Yards	0-0	1-0
Punts (Number-Avg)	8-47.8	4-42.5
Fumbles-Lost	0-0	2-2
Penalties-Yards	8-75	16-153
Possession Time	20:39	39:21
Third-Down Conversions	4 of 13	12 of 24
Fourth-Down Conversions	0 of 0	0 of 4
Red-Zone Scores-Chances	3-3	3-4
Sacks By: Number-Yards	5-43	0-0

RUSHING: BGSU-GREENE, Travis 10-50; GIVENS, Andre 5-28; COPPET, Fred 9-12; KNAPKE, James 1-10; TEAM 1-minus 2; LEWIS, Roger 1-minus 3. Ohio-SPRAGUE, JD 16-49; OUELLETTE, A.J. 16-45; EDMOND, Tim 3-20; PATTERSON, Daz' 6-11; MANGEN, Troy 1-9; WALKER, Robbie 1-8; WINDHAM, Greg 1-minus 1; BROWN, Dorian 1-minus 5; COPE, Brendan 1-minus 9.

PASSING: BGSU-KNAPKE, James 20-39-1-260. Ohio-SPRAGUE, JD 27-56-0-325; WINDHAM, Greg 7-8-0-61.

RECEIVING: BGSU-LEWIS, Roger 6-100; BURBRINK, Ryan 5-77; MOORE, Ronnie 4-30; GREENE, Travis 3-39; JACKSON, Heath 2-14. Ohio-SMITH, Sebastia 9-86; REID, Jordan 6-84; COPE, Brendan 5-67; MANGEN, Troy 4-41; COCHRAN, Chase 4-31; BRADLEY, Aaron 2-36; DIXON, Ian 1-14; WALKER, Robbie 1-14; EDMOND, Tim 1-10; BROWN, Dorian 1-3.

INTERCEPTIONS: BGSU-None. Ohio-KRISTOFF, Josh 1-0.

FUMBLES: BGSU-None. Ohio-BROWN, Dorian 1-1; SPRAGUE, JD 1-1.

BGSU (5-2,3-0) vs. Ohio (3-4,1-2)

Date: Oct 11, 2014 • Site: Athens, Ohio • Stadium: Peden
 Attendance: 24311

Kickoff time: 2:04 • End of Game: 5:44 • Total elapsed time: 3:40
 Officials: Referee: A. Cannella; Umpire: Brad Hudak; Linesman: John Wiercinski;
 Line judge: Gray Jagodzinski; Back judge: William Boyd; Field judge: Dom. Pender;
 Side judge: George Plesac;
 Temperature: 61 • Wind: 6mph,NNE • Weather: sunny

OHIO 23 (4-4; 2-2) vs. Akron 44 (4-3; 2-1) OCT. 18, 2014

ATHENS, OHIO | PEDEN STADIUM (20,018)

--This is the Bobcats' seventh-straight victory over Akron.
 --Ohio has not lost under Solich when leading at the end of the third quarter since 2011; they are 4-0 this season.
 --JD Sprague completed a career-long 49-yard TD pass on Ohio's opening drive.
 --Cornerback Devin Bass picked off his first pass of the season in the first quarter.
 --Running back A.J. Ouellette caught his first-career touchdown in the third quarter.
 --Safety Josh Kristoff set a new career-high with eight solo tackles. He also recorded his second interception when he picked off Akron in the final minutes of the fourth quarter to seal the victory for the Bobcats.
 --Defensive lineman Tarell Basham recorded a season-high 1.5 sacks and a career-high 2.5 tackles for loss.

Box Score (Final) The Automated Scorebook Akron vs Ohio (Oct 18, 2014 at Athens, Ohio)

Score by Quarter	1	2	3	4	Total
Akron	7	3	7	3	20
Ohio	7	6	7	3	23

Qtr Time Scoringplay

1st 13:10 OHIO - DIXON, Ian 49 yd pass from SPRAGUE, JD (YAZDANI, Josiah kick), 4-66 1:50
 09:48 AKRON - HUNDLEY, Conor 10 yd pass from WOODSON, Tommy (STEIN, Robert kick), 8
 2nd 06:59 OHIO - YAZDANI, Josiah 42 yd field goal, 11-25 5:42
 04:50 AKRON - STEIN, Robert 40 yd field goal, 8-51 2:09
 00:00 OHIO - YAZDANI, Josiah 38 yd field goal, 6-48 0:49
 3rd 08:25 AKRON - D'ORAZIO, Zach 13 yd pass from WOODSON, Tommy (STEIN, Robert kick), 8
 05:48 OHIO - OUELLETTE, A.J. 3 yd pass from SPRAGUE, JD (YAZDANI, Josiah kick), 9-87 2
 4th 13:16 AKRON - STEIN, Robert 38 yd field goal, 6-27 1:49
 01:55 OHIO - YAZDANI, Josiah 22 yd field goal, 6-39 1:43

	AKRON	OHIO
FIRST DOWNS	18	19
RUSHES-YARDS(NET)	25-84	39-159
PASSING YDS (NET)	268	197
Passes Att-Comp-Int	46-23-2	37-17-1
TOTAL OFFENSE PLAYS-YARDS	71-352	76-356
Fumble Returns-Yards	0-0	1-24
Punt Returns-Yards	2-10	4-30
Kickoff Returns-Yards	4-87	5-67
Interception Returns-Yards	1-0	2-0
Punts (Number-Avg)	7-39.1	8-36.9
Fumbles-Lost	1-1	2-1
Penalties-Yards	10-83	11-120
Possession Time	28:12	31:48
Third-Down Conversions	3 of 13	6 of 18
Fourth-Down Conversions	0 of 2	1 of 1
Red-Zone Scores-Chances	2-2	2-2
Sacks By: Number-Yards	0-0	3-10

RUSHING: Akron-WOODSON, Tommy 12-44; CHISHOLM, Jawon 7-21; HUNDLEY, Conor 6-19. Ohio-OUELLETTE, A 23-74; SPRAGUE, JD 6-68; WALKER, Robbie 2-9; PATTERSON, Daz' 7-9; TEAM 1-minus 1.

PASSING: Akron-WOODSON, Tommy 23-45-2-268; D'ORAZIO, Zach 0-1-0-0. Ohio-SPRAGUE, JD 17-37-1-197.

RECEIVING: Akron-D'ORAZIO, Zach 9-117; PRATT, Andrew 4-54; BICKLEY, F. 3-42; SMITH, L.T. 2-22; HUNDLEY, Conor 2-11; WILLIAMS, Tyler 1-11; LEWIS, Jerome 1-8; RITOSSA, A. 1-3. Ohio-REID, Jordan 4-57; OUELLETTE, A.J. 4-30; SMITH, Landon 3-20; COCHRAN, Chase 2-22; PATTERSON, Daz' 2-12; DIXON, Ian 1-49; MANGEN, Troy 1-7.

INTERCEPTIONS: Akron-SENER, John 1-0. Ohio-KRISTOFF, Josh 1-0; BASS, Devin 1-0.

FUMBLES: Akron-PRATT, Andrew 1-1. Ohio-PATTERSON, Daz' 1-0; WALKER, Robbie 1-1.

Akron (4-3,2-1) vs. Ohio (4-4,2-2)

Date: Oct 18, 2014 • Site: Athens, Ohio • Stadium: Peden
 Attendance: 20018

Kickoff time: 2:04 pm • End of Game: 5:40 pm • Total elapsed time: 3:36
 Officials: Referee: Larry Smith; Umpire: Mark Shupe; Linesman: Kole Knuppel;
 Line judge: Michael Sharp; Back judge: Jake Kemp; Field judge: Brad Horchem;
 Side judge: Ed Smith;
 Temperature: 55 • Wind: WNW, 14 • Weather: cloudy

OHIO BOBCAT FOOTBALL 2015



GAME-BY-GAME RECAPS

OHIO 21 (4-5; 2-3) vs. WESTERN MICHIGAN 42 (5-3; 3-1)
OCT. 25, 2014

KALAMAZOO, MICH. | WALDO STADIUM (20,225)

- Ohio has forced at least one turnover in four straight games and three turnovers in the last two games.
- Wide receiver Chase Cochran hauled in Ohio's longest reception of the day and longest of the season with a 66-yard TD catch in the fourth quarter. The 66-yard reception was Cochran's 16th reception of 40 yards or more in his career.
- Cornerback Brett Layton recorded Ohio's longest interception return of the season with a 43-yard return in the first quarter, setting Ohio up on WMU's three-yard line
- Bonnstetter's 64-yard punt in the second quarter set a new career-long for the junior and he finished with an average of 46.6 yards per punt.
- Defensive lineman Brandon Purdum recovered his first fumble of the season.
- Jovon Johnson intercepted his first pass of the season, the second of his career.

Box Score (Final)
The Automated Scorebook
Ohio vs Western Michigan (Oct 25, 2014 at Kalamazoo, Mich.)

Score by Quarter	1	2	3	4	Total
Ohio	7	0	0	14	21
Western Michigan	7	21	0	14	42

Qtr Time Scoringplay

1st 07:56 OHIO - PATTERSON, Daz' 3 yd run (YAZDANI, Josiah kick), 1-3 0:05
 03:05 WMU - FRANKLIN, J 4 yd run (HALDEMAN, A kick), 10-75 4:51
 2nd 11:45 WMU - FRANKLIN, J 1 yd run (HALDEMAN, A kick), 8-80 3:35
 08:23 WMU - DAVIS, Corey 72 yd pass from TERRELL, Zach (HALDEMAN, A kick), 4-84 1:48
 02:52 WMU - ISHMAEL, Trevor 12 yd interception return (HALDEMAN, A kick)
 4th 10:21 OHIO - COCHRAN, Chase 66 yd pass from VICK, Derrius (YAZDANI, Josiah kick), 6-95
 08:34 WMU - DAVIS, Corey 56 yd pass from TERRELL, Zach (HALDEMAN, A kick), 5-75 1:47
 03:38 WMU - FRANKLIN, J 1 yd run (HALDEMAN, A kick), 4-25 1:59
 00:04 OHIO - BROWN, Dorian 2 yd run (YAZDANI, Josiah kick), 15-97 3:34

	OHIO	WMU
FIRST DOWNS	18	24
RUSHES-YARDS (NET)	36-88	42-186
PASSING YDS (NET)	284	344
Passes Att-Comp-Int	36-20-1	28-22-2
TOTAL OFFENSE PLAYS-YARDS	72-372	70-530
Fumble Returns-Yards	0-0	0-0
Punt Returns-Yards	1-1	1-1
Kickoff Returns-Yards	3-29	0-0
Interception Returns-Yards	2-70	1-12
Punts (Number-Avg)	7-46.6	4-43.0
Fumbles-Lost	2-1	1-1
Penalties-Yards	6-48	3-36
Possession Time	27:29	32:31
Third-Down Conversions	6 of 15	5 of 12
Fourth-Down Conversions	0 of 0	0 of 0
Red-Zone Scores-Chances	2-4	3-3
Sacks By: Number-Yards	1-2	7-40

RUSHING: Ohio-PATTERSON, Daz' 12-56; VICK, Derrius 15-12; EDMOND, Tim 3-10; BROWN, Dorian 2-8; SPRAGUE, JD 4-2. Western Michigan-FRANKLIN, J 35-156; TERRELL, Zach 4-21; CHANCE, Dareyon 1-6; BRAVERMAN, D 1-4; TEAM 1-minus 1.

PASSING: Ohio-VICK, Derrius 18-31-1-246; SPRAGUE, JD 2-5-0-38. Western Michigan-TERRELL, Zach 22-28-2-344.

RECEIVING: Ohio-COCHRAN, Chase 4-110; SMITH, Sebastia 3-42; BRUNIS, Herman 3-27; WALKER, Robbie 2-29; BRADLEY, Aaron 2-25; PATTERSON, Daz' 2-17; REID, Jordan 2-15; SMITH, Landon 1-13; BROWN, Dorian 1-6. Western Michigan-DAVIS, Corey 9-212; BRAVERMAN, D 6-38; ROBERTS, K 3-13; PHILLIPS, D 2-57; BOYDEN, Eric 1-15; FRANKLIN, J 1-9.

INTERCEPTIONS: Ohio-LAYTON, Brett 1-43; JOHNSON, Jovon 1-27. Western Michigan-ISHMAEL, Trevor 1-12.

FUMBLES: Ohio-PATTERSON, Daz' 2-1. Western Michigan-PHILLIPS, D 1-1.

Ohio (4-5,2-3) vs. Western Michigan (5-3,3-1)
 Date: Oct 25, 2014 • Site: Kalamazoo, Mich. • Stadium: Waldo Stadium
 Attendance: 20225

Kickoff time: 2:04 pm • End of Game: 5:33 pm • Total elapsed time: 3:29
 Officials: Referee: Don Willard; Umpire: John Hanekke; Linesman: Robert Davis;
 Line Judge: Jonathan Shelts; Back Judge: Phil Hicks; Field Judge: Arthur Lucky;
 Side Judge: Reginald Berry;
 Temperature: 63 • Wind: 19mphWNW • Weather: Sunny and mild

OHIO 37 (5-5; 3-3) vs. BUFFALO 14 (3-6; 1-4)
NOV. 5, 2014

ATHENS, OHIO | PEDEN STADIUM (15,405)

- Ohio's 17-0 lead was its largest halftime lead of the season and the first time this year that the Bobcats shut out their opponents in the first half.
- The Bobcats have not lost when leading at halftime since 2011 and are now 5-0 this season with the halftime advantage.
- A.J. Ouellette's 155 rushing yards and 29 carries are new career-highs for the freshman.
- Quarterback Derrius Vick threw for a game-high 118 passing yards on seven attempts.
- Wide receiver Chase Cochran caught his 17th career reception of 40-plus yards with a 47-yard catch down the left sideline on Ohio's opening drive.
- The 37 points scored were a season-high for the Bobcats.

Box Score (Final)
The Automated Scorebook
Buffalo vs Ohio (Nov 05, 2014 at Athens, Ohio)

Score by Quarter	1	2	3	4	Total
Buffalo	0	0	7	7	14
Ohio	10	7	10	10	37

Qtr Time Scoringplay

1st 11:11 OHIO - YAZDANI, Josiah 33 yd field goal, 8-64 3:49
 06:08 OHIO - OUELLETTE, A.J. 2 yd run (YAZDANI, Josiah kick), 4-22 1:40
 2nd 09:12 OHIO - OUELLETTE, A.J. 1 yd run (YAZDANI, Josiah kick), 8-80 3:46
 3rd 12:25 OHIO - YAZDANI, Josiah 28 yd field goal, 4-6 1:29
 11:57 OHIO - VICK, Derrius 9 yd run (YAZDANI, Josiah kick), 3-9 0:18
 03:54 UB - WILLOUGHBY, Ron 12 yd pass from LICATA, Joe (CLARKE, Patrick kick), 4-19 1:3
 4th 12:57 OHIO - YAZDANI, Josiah 19 yd field goal, 14-64 5:57
 09:18 OHIO - BROWN, Dorian 3 yd run (YAZDANI, Josiah kick), 5-10 2:36
 01:16 UB - ROSS, Boise 75 yd fumble recovery (CLARKE, Patrick kick)

	UB	OHIO
FIRST DOWNS	7	19
RUSHES-YARDS (NET)	25-28	55-233
PASSING YDS (NET)	106	156
Passes Att-Comp-Int	25-12-2	19-8-0
TOTAL OFFENSE PLAYS-YARDS	50-134	74-389
Fumble Returns-Yards	1-75	1-9
Punt Returns-Yards	2-16	1-6
Kickoff Returns-Yards	5-95	2-54
Interception Returns-Yards	0-0	2-27
Punts (Number-Avg)	6-42.0	5-38.4
Fumbles-Lost	4-2	2-2
Penalties-Yards	3-21	1-5
Possession Time	23:21	36:39
Third-Down Conversions	2 of 13	4 of 12
Fourth-Down Conversions	2 of 3	0 of 0
Red-Zone Scores-Chances	1-3	7-7
Sacks By: Number-Yards	2-14	2-14

RUSHING: Buffalo-TAYLOR, Anthon 17-37; DANIEL, Tony 2-15; JOHNSON, Jordan 1-minus 1; TEAM 2-minus 11; LICATA, Joe 3-minus 12. Ohio-OUELLETTE, A.J. 29-155; VICK, Derrius 12-44; EDMOND, Tim 5-23; PATTERSON, Daz' 2-8; BROWN, Dorian 4-7; WALKER, Robbie 1-minus 1; TEAM 2-minus 3.

PASSING: Buffalo-LICATA, Joe 9-20-1-74; DANIEL, Tony 3-5-1-32. Ohio-VICK, Derrius 7-18-0-118; SPRAGUE, JD 1-1-0-38.

RECEIVING: Buffalo-WILLOUGHBY, Ron 3-37; CAMPBELL, Devin 3-31; HUGHES, Devon 2-15; ROBINSON, M. 1-8; DUNMORE, John 1-6; MARTINEZ, Jacob 1-5; TAYLOR, Anthon 1-4. Ohio-SMITH, Sebastia 2-35; OUELLETTE, A.J. 2-11; COCHRAN, Chase 1-47; BRADLEY, Aaron 1-38; SAWYER, Kawmae 1-13; COPE, Brendan 1-12.

INTERCEPTIONS: Buffalo-None. Ohio-DAVIS, Toran 1-16; JOHNSON, Jovon 1-11.

FUMBLES: Buffalo-MARTINEZ, Jacob 2-1; TAYLOR, Anthon 1-1; TEAM 1-0. Ohio-VICK, Derrius 1-1; EDMOND, Tim 1-1.

Buffalo (3-6,1-4) vs. Ohio (5-5,3-3)
 Date: Nov 05, 2014 • Site: Athens, Ohio • Stadium: Peden
 Attendance: 15405

Kickoff time: 8:02 pm • End of Game: 11:06 • Total elapsed time: 3:04
 Officials: Referee: Mark Kluczynski; Umpire: Tony Smith; Linesman: Dan Bush;
 Line Judge: John Swartz; Back Judge: Bob Stinson; Field Judge: Kevin Sullivan;
 Side Judge: Ryan Flynn;
 Temperature: 52 • Wind: S,2mph • Weather: Cloudy, rain



GAME-BY-GAME RECAPS

OHIO 14 (5-6; 3-4) vs. NORTHERN ILLINOIS 21 (9-2; 6-1)

NOV. 18, 2014

ATHENS, OHIO | PEDEN STADIUM (15,118)

- This was just the seventh time that Ohio has been tied at the half under Head Coach Frank Solich, with a record now at 3-4 in those games
- Running back A.J. Ouellette rushed for his team-leading seventh TD of the season in the second quarter and now has back-to-back games of 100-plus rushing yards
- Six different players caught at least two passes for the Bobcats, with Jordan Reid recording a team-high 45 receiving yards
- Cornerback Ian Wells forced his first fumble of the season and the second of his career
- Linebacker Quentin Poling recorded a career-high 10 solo tackles and a game-high 13 total tackles
- Moore and Antwan Crutcher each tied their season-highs with six tackles
- Defensive lineman Casey Sayles recovered his first fumble of the season

Box Score (Final) The Automated Scorebook Northern Illinois vs Ohio (Nov 18, 2014 at Athens, Ohio)

Score by Quarter	1	2	3	4	Total
Northern Illinois	0	7	7	7	21
Ohio	0	7	0	7	14

Qtr Time Scoringplay

2nd 14:56 NIU - STINGLY, Camer 2 yd run (HAGAN, Christia kick), 7-54 1:38
 10:13 OHIO - OUELLETTE, A.J. 12 yd run (YAZDANI, Josiah kick), 8-80 4:43
 3rd 09:25 NIU - DANIELS, Akeem 32 yd pass from HARE, Drew (HAGAN, Christia kick), 7-56 1:5
 4th 08:50 OHIO - OUELLETTE, A.J. 9 yd pass from VICK, Derrius (YAZDANI, Josiah kick), 7-78 2
 06:00 NIU - BEEBE, Chad 18 yd pass from HARE, Drew (HAGAN, Christia kick), 8-70 2:50

	NIU	OHIO
FIRST DOWNS	19	24
RUSHES-YARDS (NET)	41-141	39-203
PASSING YDS (NET)	184	141
Passes Att-Comp-Int	24-16-0	28-19-1
TOTAL OFFENSE PLAYS-YARDS	65-325	67-344
Fumble Returns-Yards	0-0	0-0
Punt Returns-Yards	1-0	2-23
Kickoff Returns-Yards	3-45	4-68
Interception Returns-Yards	1-7	0-0
Punts (Number-Avg)	6-42.8	3-35.0
Fumbles-Lost	2-1	3-1
Penalties-Yards	6-85	4-30
Possession Time	26:32	33:28
Third-Down Conversions	6 of 13	7 of 14
Fourth-Down Conversions	0 of 0	1 of 2
Red-Zone Scores-Chances	2-2	2-2
Sacks By: Number-Yards	1-10	1-2

RUSHING: Northern Illinois-HARE, Drew 12-67; STINGLY, Camer 15-43; DANIELS, Akeem 4-24; BOUAGNON, Joel 1-5; BROWN, DaRon 1-2; MADDIE, Anthony 5-2; TURNER, Aregero 1-0; TEAM 2-minus 2.
 Ohio-OUELLETTE, A.J. 25-127; VICK, Derrius 12-80; SMITH, Landon 1-8; TEAM 1-minus 12.

PASSING: Northern Illinois-HARE, Drew 15-23-0-178; MADDIE, Anthony 1-1-0-6. Ohio-VICK, Derrius 19-28-1-141.

RECEIVING: Northern Illinois-BROWN, DaRon 5-70; TURNER, Aregero 5-40; BEEBE, Chad 3-22; DANIELS, Akeem 2-46; MAXWELL, Desroy 1-6. Ohio-SMITH, Landon 4-30; SMITH, Sebastia 4-27; OUELLETTE, A.J. 4-9; REID, Jordan 2-45; MANGEN, Troy 2-13; BRADLEY, Aaron 2-13; COCHRAN, Chase 1-4.

INTERCEPTIONS: Northern Illinois-BROOKS, Anthony 1-7. Ohio-None.

FUMBLES: Northern Illinois-BEEBE, Chad 1-0; STINGLY, Camer 1-1. Ohio-SMITH, Landon 1-1; TEAM 1-0; VICK, Derrius 1-0.

Northern Illinois (9-2,6-1) vs. Ohio (5-6,3-4)
 Date: Nov 18, 2014 • Site: Athens, Ohio • Stadium: Peden
 Attendance: 15118

Kickoff time: 8:02 pm • End of Game: 11:06 pm • Total elapsed time: 3:04
 Officials: Referee: Jeff Maconaghy; Umpire: Bob Holcomb; Linesman: Paul Beyerle;
 Line judge: Mark Bennett; Back judge: Tom Rippenhoff; Field judge: Raymond Daniel;
 Side judge: Richard Ames;
 Temperature: 22 • Wind: WSW, 15 • Weather: Cloudy

OHIO 24 (6-6; 4-4) at Miami 21 (2-10, 2-6)

NOV. 25, 2014

OXFORD, OHIO | YAGER STADIUM (11,956)

- The win hands Head Coach Frank Solich his 130th career victory and 72nd at Ohio
- Ohio is now bowl eligible for the sixth straight season
- The Bobcats returned their first kickoff for a TD since 2012 against Buffalo
- The victory means that Ohio has won its second straight over the RedHawks and eight of the last nine meetings
- This was the first time since 2012 that the Bobcats have won the game when trailing at the end of the third quarter and they are now 9-44 all-time under Solich in those circumstances
- The 21-point comeback was the largest deficit overcome by Ohio this season
- Running back A.J. Ouellette and quarterback Derrius Vick led Ohio with 18 carries each; Ouellette finished with a game-high 96 rushing yards
- Kicker Josiah Yazdani drilled a 28-yard field goal as time expired, giving him three game-winners this season with all three coming in Mid-American Conference play

Box Score (Final) The Automated Scorebook Ohio vs Miami University (Nov 25, 2014 at Oxford, Ohio)

Score by Quarter	1	2	3	4	Total
Ohio	0	7	7	10	24
Miami University	7	14	0	0	21

Qtr Time Scoringplay

1st 08:54 MU - HENDRIX, Andrew 3 yd run (PATTERSON, K. kick), 11-73 4:02
 2nd 10:42 MU - ROLLINS, Q. 27 yd interception return (PATTERSON, K. kick)
 04:43 MU - SCOTT, Dawan 13 yd pass from HENDRIX, Andrew (PATTERSON, K. kick), 8-78 4:
 04:29 OHIO - NELSON, Kylan 84 yd kickoff return (YAZDANI, Josiah kick)
 3rd 08:30 OHIO - OUELLETTE, A.J. 13 yd pass from VICK, Derrius (YAZDANI, Josiah kick), 2-14
 4th 11:28 OHIO - REID, Jordan 5 yd pass from VICK, Derrius (YAZDANI, Josiah kick), 9-41 5:03
 00:00 OHIO - YAZDANI, Josiah 28 yd field goal, 5-69 1:08

	OHIO	MU
FIRST DOWNS	22	18
RUSHES-YARDS (NET)	40-179	25-99
PASSING YDS (NET)	174	218
Passes Att-Comp-Int	26-14-3	38-15-1
TOTAL OFFENSE PLAYS-YARDS	66-353	63-317
Fumble Returns-Yards	1-15	0-0
Punt Returns-Yards	1-0	1-0
Kickoff Returns-Yards	4-134	3-47
Interception Returns-Yards	1-0	3-38
Punts (Number-Avg)	5-40.0	8-38.6
Fumbles-Lost	0-0	1-1
Penalties-Yards	3-24	7-46
Possession Time	33:15	26:45
Third-Down Conversions	4 of 11	4 of 13
Fourth-Down Conversions	0 of 0	0 of 0
Red-Zone Scores-Chances	3-4	2-2
Sacks By: Number-Yards	4-23	2-17

RUSHING: Ohio-OUELLETTE, A.J. 18-96; VICK, Derrius 18-61; SPRAGUE, JD 3-19; WALKER, Robbie 1-3.
 Miami University-HENDRIX, Andrew 19-70; MCRAE IV, Fred 2-26; SCOTT, Dawan 4-3.

PASSING: Ohio-VICK, Derrius 10-18-1-121; SPRAGUE, JD 4-8-2-53. Miami University-HENDRIX, Andrew 15-38-1-218.

RECEIVING: Ohio-OUELLETTE, A.J. 5-31; WALKER, Robbie 2-16; REID, Jordan 2-16; SMITH, Sebastia 1-39;
 COPE, Brendan 1-38; COCHRAN, Chase 1-18; BRADLEY, Aaron 1-11; SAWYER, Kawmae 1-5. Miami
 University-FRAZIER, David 5-48; MURPHY, Jared 4-91; MARTIN, Sam 3-37; WELCH, Alex 1-16; SCOTT, Dawan
 1-13; MCRAE IV, Fred 1-13.

INTERCEPTIONS: Ohio-LAYTON, Brett 1-0. Miami University-ROLLINS, Q. 2-27; REID, Tony 1-11.

FUMBLES: Ohio-None. Miami University-HENDRIX, Andrew 1-1.

Ohio (6-6,4-4) vs. Miami University (2-10,2-6)
 Date: Nov 25, 2014 • Site: Oxford, Ohio • Stadium: Yager Stadium
 Attendance: 11956

Kickoff time: 7:05 PM • End of Game: 10:18 PM • Total elapsed time: 3:13
 Officials: Referee: Thomas McCabe; Umpire: Mark Shupe; Linesman: Kole Kneuppel;
 Line judge: Michael Sharpe; Back judge: Jack Kemp; Field judge: Brad Horchem;
 Side judge: Edward Smith;
 Temperature: 34 • Wind: NW 6 mph • Weather: partly cloudy

OHIO BOBCAT FOOTBALL 2015

OHIO TEAM RECORDS

Most Points Scored

Game	Points	Opponent	Year
1.	89	vs. Wittenberg	1916
2.	80	vs. Rio Grande	1937
	80	vs. Baldwin-Wallace	1919
4.	78	vs. Franklin	1933
5.	68	vs. Transylvania	1933
6.	67	vs. Western Michigan	1953
7.	66	vs. Cincinnati	1928
8.	65	vs. Buckhannon	1906
9.	62	vs. Camp Sherman	1918
10.	60	vs. Cincinnati	1968

Season

1.	427	2011	14 games (30.5 ppg)
2.	412	2012	13 games (31.7 ppg)
3.	376	1968	10 games (37.6 ppg)
4.	366	2007	12 games (30.5 ppg)
5.	357	2010	13 games (27.5 ppg)
6.	356	2013	13 games (27.4 ppg)
7.	347	2009	14 games (25.4 ppg)
8.	343	2000	11 games (31.2 ppg)
9.	305	1929	9 games (33.9 ppg)
10.	302	1996	12 games (25.2 ppg)

Most Points Per Game

Season	PPG	Year	Pts.	Games
1.	37.6	1968	376	10
2.	33.9	1929	305	9
3.	31.7	2012	412	13
4.	31.2	2000	343	11
5.	30.7	1933	277	9
6.	30.5	2011	427	14
	30.5	2007	366	12
8.	28.4	1928	256	9
9.	27.5	2010	357	13
10.	27.4	2013	356	13
	27.4	1997	301	11

Points Scored - Combined

Game	Points	Opponent	Year
1.	108 (W, 60-48)	vs. Cincinnati	1968
2.	100 (L, 45-55)	vs. East Carolina	1996
3.	93 (L, 21-72)	vs. Bowling Green	2002
4.	92 (W, 89-3)	vs. Wittenberg	1916
5.	91 (L, 42-49)	vs. Richmond*	1968
	91 (W, 49-42)	vs. Akron	2008
7.	90 (W, 48-42)	vs. EMU	2007
8.	89 (L, 41-48)	vs. Toledo	2001
9.	85 (W, 45-40)	vs. Kent State	1991
10.	84 (W, 56-28)	at EMU	2013

*Tangerine Bowl

Fewest Points Allowed

Season (9-or-more games)	Points	Year	Games
1.	7	1929	9 games (0.8 ppg)
2.	26	1897	9 games (2.9 ppg)
3.	28	1933	9 games (3.1 ppg)
4.	29	1932	9 games (3.2 ppg)
5.	32	1940	9 games (3.6 ppg)
	32	1930	9 games (3.6 ppg)
7.	33	1915	9 games (3.7 ppg)
8.	34	1960	10 games (3.4 ppg)
9.	43	1901	9 games (4.8 ppg)
10.	52	1937	9 games (5.8 ppg)

Margin of Victory

Game	Margin	Opponent	Year
1.	86 (89-3)	vs. Wittenberg	1916
2.	80 (80-0)	vs. Rio Grande	1937
	80 (80-0)	vs. Baldwin-Wallace	1919
4.	78 (78-0)	vs. Franklin	1933
5.	68 (68-0)	vs. Transylvania	1933
6.	65 (65-0)	vs. Buckhannon	1906
7.	62 (62-0)	vs. Camp Sherman	1918
8.	61 (61-0)	vs. Morris Harvey	1933
9.	60 (66-6)	vs. Cincinnati	1928
	60 (60-0)	vs. Lancaster	1895

Most Points in a Loss

Game	Points	Opponent	Year
1.	45 (45-55)	vs. East Carolina	1996
2.	42 (42-49)	vs. Richmond*	1968
3.	41 (41-48)	vs. Toledo	2001
4.	40 (40-43)	vs. Toledo	2007
5.	37 (37-38)	at Buffalo	2011
	37 (37-48)	vs. Akron	2007
7.	33 (33-37)	vs. Kent State	2003
8.	32 (32-39)	vs. Western Michigan	2003
	32 (32-42)	vs. UCF	2002
10.	31 (31-49)	vs. Miami	2003
	31 (31-34)	at NC State	1998
	31 (31-33)	vs. Eastern Michigan	1986

*Tangerine Bowl

Total Offense

Yards Gained - Game	Yards	Opponent	Year
1.	662	vs. Eastern Michigan	1980
2.	612	vs. Eastern Michigan	1997
3.	597	vs. Tennessee Tech	2000
4.	584	vs. New Mexico State	2012
5.	577	vs. Western Michigan	1953
6.	575	vs. VMI	2008
7.	560	vs. Toledo	2007
8.	559	vs. Eastern Michigan	2012
	559	vs. Marshall	2011
10.	556	vs. Louisiana-Monroe	2012
	556	vs. Akron	2011

Yards Gained - Season

1.	6,241	2011
2.	5,782	2012
3.	4,932	2013
4.	4,599	2000
5.	4,443	2014
6.	4,374	2007
7.	4,342	2009
8.	4,337	2008
9.	4,239	2010
10.	4,197	1968

Average Yards per Game - Season

1.	445.8	2011
2.	444.8	2012
3.	418.1	2000
4.	415.7	1968
5.	379.4	2013
6.	370.2	2014
7.	365.4	1953
8.	364.5	2007
9.	361.4	2008
10.	356.4	1999

Rushing

Yards Gained - Game	Yards	Opponent	Year
1.	612	vs. Eastern Michigan	1997
2.	447	vs. Western Michigan	1953
3.	444	vs. Central Michigan	2000
4.	429	vs. Tennessee Tech	2000
5.	418	vs. Eastern Michigan	2002
6.	414	vs. Ball State	2005
7.	413	vs. Idaho	1976
8.	410	vs. East Carolina	1996
9.	408	vs. Northern Illinois	1998
10.	407	vs. Kent State	1996

Yards Gained - Season

1.	3,553	2000
2.	3,321	1997
3.	3,289	1996
4.	3,171	2011
5.	3,054	1998
6.	2,883	1999
7.	2,878	2002
8.	2,643	2012
9.	2,641	2001
10.	2,585	1974

Average Yards per Game - Season

1.	323.0	2000
2.	301.9	1997
3.	277.6	1998
4.	274.1	1996
5.	262.1	1999
6.	256.6	1960
7.	253.5	1968
8.	246.3	1953
9.	240.1	2001
10.	239.8	2002

Average Yards per Carry - Season

1.	5.50	2000
2.	5.12	1997
3.	4.89	1953
4.	4.80	1996
5.	4.74	1960
6.	4.66	2001
7.	4.64	1954
8.	4.62	2011
	4.62	1999
10.	4.49	1998

Rushing Attempts

Game	Attempts	Opponent	Year
1.	85	vs. Eastern Michigan	1997
2.	79	vs. Bowling Green	1978
	79	vs. Youngstown State	1958
4.	76	vs. Western Michigan	1975
	76	vs. Western Michigan	1973
	76	vs. Marshall	1968
7.	75	vs. NC State	1998
	75	vs. Kent State	1998
9.	73	vs. Buffalo	2002
	73	vs. Minnesota	2000
	73	vs. Miami	1999

Season

1.	685	1996
2.	680	1998
3.	662	1974
4.	649	2002
	649	1997
6.	646	2000
7.	626	1976
8.	624	1999
9.	609	2003
10.	597	2011

OHIO TEAM RECORDS

Rushing Touchdowns

Game			
1.	7	vs. Kent State	2002
	7	vs. Central Michigan	2000
	7	vs. Western Michigan	1953
4.	6	vs. Eastern Michigan	1997
	6	vs. Marshall	1977
	6	vs. Northern Illinois	1976
	6	vs. Morehead State	1974
8.	5	Several Times	
		Last: vs. Miami	2010

Season

1.	40	1968
2.	32	2000
	32	1997
4.	30	2002
5.	29	1996
6.	28	1960
7.	27	1998
8.	26	2003
	26	1999
10.	25	2010
	25	1976
	25	1969
	25	1953

Passing

Yards Gained - Game

1.	409	vs. Kent State	1983
2.	394	vs. Kent State	1977
3.	393	vs. Western Michigan	1993
4.	386	vs. Bowling Green	2014
5.	380	vs. Bowling Green	1983
6.	365	vs. Central Michigan	2008
7.	355	vs. Ball State	1985
8.	344	at Akron	2011
9.	343	vs. Eastern Michigan	1980
10.	339	at Rutgers	2011

Yards Gained - Season

1.	3,482	2011
2.	3,139	2012
3.	2,795	2008
4.	2,774	2009
5.	2,564	2007
6.	2,474	2014
7.	2,455	1986
8.	2,417	1981
9.	2,386	1983
10.	2,202	2004

Average Yards per Game - Season

1.	248.7	2011
2.	241.5	2012
3.	232.9	2008
4.	223.2	1986
5.	216.9	1983
6.	213.7	2007
7.	206.2	2014
8.	200.2	2004
9.	198.1	2009
10.	192.0	1985



Cleve Bryant quarterbacked the 1968 offense that averaged a school-record 37.6 points per game.

Passing Attempts

Game			
1.	66	vs. Bowling Green	1983
2.	64	vs. Bowling Green	2014
3.	58	vs. Western Michigan	1986
	58	vs. Ball State	1985
5.	54	vs. Central Michigan	1986
6.	52	vs. Tennessee	2009
7.	51	vs. Pittsburgh	2004
	51	vs. Virginia Tech	1971
9.	50	vs. Bowling Green	1985
10.	48	vs. Kent State	1986

Season

1.	429	2011
2.	428	1986
3.	404	1985
4.	386	2008
5.	402	2012
	402	2009
7.	375	2014
8.	373	1983
9.	346	2004
10.	345	2007

Passing Completions

Game			
1.	35	vs. Central Michigan	1986
2.	34	vs. Bowling Green	2014
3.	32	vs. Bowling Green	1983
4.	31	at Penn State	2012
	31	vs. Ball State	1985
6.	30	vs. Tennessee	2009
	30	vs. Kent State	1986
	30	vs. Bowling Green	1985
9.	29	vs. Wyoming	2008
	29	vs. Bowling Green	1983

Season

1.	276	2011
2.	250	2012
3.	232	1986
4.	228	2008
	228	2009
6.	210	1983
7.	203	1985
8.	202	2014
9.	193	2007
10.	180	2006

Touchdown Passes

Game			
1.	5	vs. Akron	2008
2.	4	vs. Norfolk State	2012
	4	vs. Richmond*	1968
	4	vs. Akron	1951
4	vs. Eastern Michigan	2007	
4	vs. Idaho	2014	

*Tangerine Bowl

Season

1.	30	2011
2.	23	2012
	23	2009
4.	21	2008
5.	20	2010
6.	17	2007
7.	14	2004
	14	1985
	14	1981
	14	1977
	14	1968

Interceptions Thrown

Game			
1.	7	vs. Toledo	1985
2.	6	vs. Penn State	1970
3.	5	vs. Pittsburgh	2002
	5	vs. Vanderbilt	1989
5	vs. Northern Illinois	1985	
5	vs. Miami	1950	

Season

1.	30	1985
2.	24	1950
3.	22	1986
	22	1970
5.	20	2010
	20	1989
	20	1952
	20	1951
9.	17	1981
10.	16	Several Times
		Last: 1994

OHIO BOBCAT FOOTBALL 2015

OHIO TEAM RECORDS

Field Goals Made

Game

1.	5	at Bowling Green	2011
1.	4	vs. Ball State	2009
	4	vs. Kent State	2008
	4	vs. Wyoming	2007
4.	3	Several Times	

Last: at Miami 2014

Season

1.	25	2011
2.	23	2012
3.	21	2009
	20	2007
5.	18	2013
6.	17	2014
7.	14	1987
8.	13	1947
	13	2006
	13	2008

Punting

Most Punts - Game

1.	14	vs. Marshall	1985
2.	13	vs. Bowling Green	1947
	13	vs. Virginia Tech	2007
4.	12	vs. Marshall	1986
	12	vs. Bowling Green	1982
	12	vs. Miami	1970
	12	vs. Cincinnati	1947
8.	11	vs. Miami	2005

Most Punts - Season

1.	86	2005
2.	82	1993
	82	1995
4.	78	2006
5.	77	1978
6.	75	1987
7.	74	1995
8.	73	1994
9.	72	1986
10.	71	1982

Highest Average - Game (min. 4 punts)

1.	56.5 (226/4)	vs. Buffalo	1999
2.	55.0 (330/6)	vs. Central Michigan	2001
3.	53.5 (321/6)	vs. Akron	1998
4.	52.2 (209/4)	vs. Northern Illinois	1999
5.	51.2 (461/9)	vs. Bowling Green	1975
6.	51.0 (255/5)	at New Mexico St.	2011
	51.0 (255/5)	vs. Bowling Green	2010
8.	50.6 (253/5)	vs. Marshall	2001
9.	50.2 (201/4)	vs. Miami	2000
10.	48.2 (241/5)	vs. Toledo	2005

Highest Average - Season

1.	45.60 (2280/50)	2001
2.	44.15 (2296/52)	1998
3.	43.94 (2109/48)	2000
4.	41.80 (2631/63)	2014
4.	41.57 (2868/69)	2004
5.	41.46 (2612/63)	1999
6.	41.05 (2258/55)	2002
7.	41.04 (2011/49)	2010
8.	40.79 (2570/63)	1973
9.	40.76 (2038/50)	1971

Punt Returns

Most Returns - Game

1.	9	vs. Western Reserve	1950
2.	8	vs. Miami	1993
3.	7	Eight Times	
		Last: vs. Miami	2009

Most Returns - Season

1.	43	2009
2.	41	2011
3.	40	1976
4.	38	2000
5.	37	2006
6.	36	1968
	36	1975
	36	1978
9.	34	2013
10.	32	Six Times
		Last: 2004

Most Yards - Game

1.	202	vs. Western Reserve	1950
2.	116	at Eastern Michigan	2013
3.	115	vs. Eastern Michigan	2002
4.	109	vs. Akron	2004
5.	107	vs. Butler	1950
6.	102	vs. Kent State	1989
	102	vs. West Texas State	1964
8.	101	vs. Bowling Green	1989
9.	100	vs. Ball State	1988
10.	99	vs. Northern Illinois	2009

Most Yards - Season

1.	497	1950
2.	485	2006
3.	454	2000
4.	433	2009
5.	356	2004
6.	327	2013
7.	320	1951
8.	317	2011
9.	312	1999
	312	1989

Kick Returns

Most Yards - Game

1.	261	vs. Miami	2007
2.	260	vs. Miami	2011
3.	221	vs. Tennessee	2009
4.	219	vs. East Carolina	1996
5.	208	vs. Wyoming	2007
6.	206	vs. Bowling Green	2008
7.	198	vs. Kent State	2013
	198	vs. Richmond*	1968
9.	190	vs. Western Michigan	2008
10.	189	vs. Akron	2007

Most Yards - Season

1.	1,584	2007
2.	1,345	2008
3.	1,255	2011
4.	1,130	2010
5.	1,119	1989
6.	1,115	2002
7.	1,104	2013
8.	1,045	1986
9.	1,038	1988
	1,038	2009



Chris Garrett recorded 378 of Ohio's 485 punt return yards in 2006. The team came just 12 yards shy of tying the school record set in 1950.

First Downs

Game

1.	38	vs. Tennessee Tech	2000
2.	33	vs. Eastern Michigan	1997
	33	vs. Eastern Michigan	1980
4.	31	vs. Akron	2001
	31	vs. Cincinnati	1968
6.	30	vs. Idaho	2014
	30	vs. Marshall	2011
	30	vs. Akron	2011
	30	vs. Youngstown State	1959
10.	29	vs. Bowling Green	2014
	29	vs. Akron	2012
	29	vs. Kent State	1996
	29	vs. Western Michigan	1975

Season

1.	327	2011
2.	302	2012
3.	255	2013
	246	2000
5.	233	2014
6.	231	1996
	231	1968
8.	229	1977
9.	224	1980
10.	221	2010

Fewest - Game (max. 5)

1.	1	vs. Marshall	1997
2.	5	vs. Virginia Tech	2007
	5	vs. Miami	1995
	5	vs. Bowling Green	1966
	5	vs. Purdue	1964
	5	vs. Illinois	1950
	5	vs. Bowling Green	1947

OHIO TEAM RECORDS

Offensive Plays

Game

1.	110	vs. Bowling Green	2014
2.	104	vs. Marshall	1968
3.	100	vs. Virginia Tech	1971
4.	97	vs. Bowling Green	1983
5.	96	vs. Western Michigan	1975
	96	vs. Western Michigan	1973
7.	89	vs. Miami	1999
8.	88	vs. Penn State	2012
9.	87	vs. Marshall	2012
	87	vs. Kent State	2012

Season

1.	1026	2011
2.	998	2012
3.	887	2013
4.	857	2009
5.	856	2006
6.	854	1974
7.	847	2003
8.	845	2014
9.	837	1980
10.	836	1979

Yards Penalized

Game (min. 100)

1.	161	vs. Buffalo	2005
2.	155	vs. Kent State	2007
3.	153	vs. Bowling Green	2014
3.	147	vs. Marshall	1988
4.	145	vs. Northern Illinois	1976
5.	138	vs. North Texas	2009
6.	130	vs. Western Reserve	1952
7.	126	vs. Miami	1977
8.	122	vs. Kansas State	1997

Season

1.	846	2007
2.	832	2011
3.	804	2006
4.	794	1989
5.	757	2009
6.	736	1997
7.	727	1988
8.	714	1996
9.	712	2013
10.	708	2008

Interceptions By


Game

1.	6	vs. Kent State	2005
	6	vs. Richmond*	1968
	6	vs. West Virginia	1949
4.	5	vs. Bowling Green	1985
	5	vs. Western Michigan	1969
	5	vs. Boston University	1960
	5	vs. Murray State	1946
8.	4	Several Times	
		Last: at Miami	2010

*Tangerine Bowl

Season

1.	26	1952
2.	21	1960
3.	20	2009
	20	1953
5.	18	1968
6.	17	2010
	17	1970
	17	1979
	17	1999
10.	16	1962
	16	1951
	16	1982



The 2011 team won the Famous Idaho Potato Bowl with a 24-23 victory over Utah State. It was the first Ohio team to win a bowl game. The Bobcats finished the year with a 10-4 record.

Quarterback Sacks

Game

1.	9	vs. Bowling Green	1996
2.	8	at Akron	2013
	8	vs. Miami	1999
4.	7	vs. Ball State	1999
	7	vs. Buffalo	1999
5.	6	vs. UCF	2004
	6	vs. UCF	2003
	6	vs. Akron	1998
9.	5	Several Times	
		Last: vs. Louisiana-Monroe	2012

Season

1.	38	1996
2.	36	2013
3.	34	1997
4.	32	2003
5.	31	1999
6.	27	1995
7.	26	2007
	26	2004
9.	25	2012
10.	25	2014

Tackles for Loss

Game

1.	19	vs. Akron	1998
2.	17	vs. Buffalo	1999
3.	14	vs. Akron	2002
	14	vs. Miami	1999
	14	vs. Kent State	2006
6.	13	vs. Southern Mississippi*	2006
	13	vs. Iowa State	2000
	13	vs. Temple	2008
9.	12	vs. UCF	2004
	12	vs. Buffalo	2003
	12	vs. Ball State	1999

*GMAC Bowl

Season

1.	103	2006
2.	102	1996
3.	88	1999
4.	83	2003
	83	1997
6.	81	2011
	81	2007
7.	77	2002
8.	76	2000
	76	1998
10.	75	2009

Streaks

Longest Unbeaten Streak

19 (18-0-1)	1928-30
11 (9-0-2)	1939-40

Longest Winning Streak

12	1928-30
11	1960-61

Longest Winless Streak

15 (0-15-0)	1992-93
13 (0-9-4)	1909-11

Longest Losing Streak

15	1992-93
12 (Four Times; Last: 1994-95)	

Longest MAC Unbeaten Streak

10 (9-0-1)	1952-54
9 (9-0-0)	1967-69

Longest MAC Winning Streak

9	1967-69
7	1960-61

Longest MAC Winless Streak

18 (0-18-0)	1985-87
16 (0-14-2)	1989-91

Longest MAC Losing Streak

18	1985-87
11	1992-93

Consecutive Shutouts

7	1929-30
---	---------

Consecutive Games Without Scoring

11	1909-11
----	---------

Consecutive Winning Seasons

19 (122-39-11)	1924-42
----------------	---------

Consecutive Winning MAC Seasons

7 (24-13-2)	1949-55
-------------	---------

OHIO BOBCAT FOOTBALL 2015

OHIO RUSHING RECORDS



Steveland Hookfin posted the Bobcats' then-top rushing season with 1,315 yards in 1998. He now ranks second on the career rushing chart with 3,972 yards.

Most Yards

Game

1.	282	Kareem Wilson vs. Bowling Green	1996
2.	275	Dick Conley vs. Marshall	1966
3.	269	Beau Blankenship vs. UMass	2012
4.	264	Kalvin McRae vs. Ball State	2005
5.	257	Arnold Welcher vs. Marshall	1975
6.	252	Tim Worner vs. Toledo	1972
7.	247	Arnold Welcher vs. W. Michigan	1975
8.	224	Kalvin McRae vs. Buffalo	2005
9.	222	Steveland Hookfin vs. N. Illinois	1998
	222	Chris Garrett vs. Miami	2008

Season

1.	1,604	Beau Blankenship	2012
2.	1,434	Kalvin McRae	2007
3.	1,315	Steveland Hookfin	1998
4.	1,252	Kalvin McRae	2006
5.	1,175	Arnold Welcher	1975
6.	1,153	Kalvin McRae	2005
7.	1,125	Steveland Hookfin	1996
8.	1,099	Chad Brinker	2002
9.	1,085	Tim Curtis	1991
10.	1,072	Kareem Wilson	1996

Career

1.	4,398	Kalvin McRae	2004-07
2.	3,972	Steveland Hookfin	1995-98
3.	3,597	Kareem Wilson	1995-98
4.	2,995	Tim Curtis	1990-93
5.	2,976	Beau Blankenship	2011-13
6.	2,826	Chad Brinker	1999-02
7.	2,614	Kevin Babcock	1976-79
8.	2,525	Arnold Welcher	1974-77
9.	2,364	Bob Brooks	1958-60
10.	2,201	Dontrell Jackson	1999-02

Most Carries

Game

1.	43	Beau Blankenship vs. UMass	2012
	43	Bill Gary vs. Kent State	1970
2.	42	Kalvin McRae vs. Bowling Green	2007
	42	Glenn Hunter vs. Miami	1984
4.	42	Arnold Welcher vs. Western Michigan	1975
5.	41	L.C. Lyons vs. Kent State	1974
41	41	Bill Gary vs. Bowling Green	1970
41	41	Bob Houmard vs. Xavier	1966
8.	38	Tim Worner vs. Toledo	1972
9.	37	Quinn Stumpf vs. Cincinnati	1950
10.	36	Arnold Welcher vs. Wm & Mary	1975

Season

1.	312	Beau Blankenship	2012
2.	294	Kalvin McRae	2007
3.	*275	Kareem Wilson	1996
4.	273	Steveland Hookfin	1998
5.	271	Tim Curtis	1991
6.	265	Bill Gary	1970
7.	258	Kalvin McRae	2006
8.	244	Kareem Wilson	1995
9.	238	John Caldwell	1987
10.	236	Arnold Welcher	1975

Career

1.	903	Kalvin McRae	2004-07
2.	*885	Kareem Wilson	1995-98
3.	767	Steveland Hookfin	1995-98
4.	750	Tim Curtis	1990-93
5.	675	Kevin Babcock	1976-79
6.	609	Beau Blankenship	2011-13
7.	549	Chad Brinker	1999-02
8.	544	Arnold Welcher	1974-77
9.	540	Dontrell Jackson	1999-02
10.	498	Bob Brooks	1958-60

*NCAA record for quarterbacks

Highest Average Per Carry

Game (min. 10 carries)

1.	14.8	Kareem Wilson vs. Bowling Green	1996
2.	14.1	Dontrell Jackson vs. Central Michigan	2000
3.	12.7	Chad Brinker vs. Iowa State	2001
4.	11.3	Ray Huston vs. Central Michigan	2001
5.	11.0	Riz Buckman vs. Eastern Michigan	1997
6.	10.7	Jamel Patterson vs. Akron	2000
	10.7	Arnold Welcher vs. Marshall	1975
8.	10.6	Jamel Patterson vs. Buffalo	1999
9.	10.0	Jamel Patterson vs. Tenn Tech	2000
10.	9.9	Dontrell Jackson vs. Buffalo	2000

Season (min. 75 carries)

1.	7.34	Erland Ahlberg	1954
2.	6.97	Tom Ascani	1953
3.	6.86	Riz Buckman	1997
4.	6.65	Phil Bates	2010
5.	6.46	Jamel Patterson	1999
6.	5.93	David Conley	1966
7.	5.83	Erland Ahlberg	1955
8.	5.80	Jim Albert	1963
9.	5.79	Jamel Patterson	2000
10.	5.77	Steveland Hookfin	1996

Career (min. 200 carries)

1.	6.73	Erland Ahlberg	1953-55
2.	5.60	Jamel Patterson	1998-01
3.	5.18	Steveland Hookfin	1995-98
4.	5.15	Chad Brinker	1999-02
5.	5.00	Donte Harden	2007-11
6.	4.90	Beau Blankenship	2011-13
7.	4.87	Kalvin McRae	2004-07
8.	4.82	Arnold Welcher	1974-77
9.	4.76	Dave LeVeck	1967-69
10.	4.70	Jim Albert	1961-63

Most Yards Per Game

Season (min. 7 games)

1.	123.4	Beau Blankenship	2012
2.	119.5	Kalvin McRae	2007
	119.5	Steveland Hookfin	1998
4.	118.2	Bill Gary	1970
5.	106.8	Arnold Welcher	1975
6.	104.8	Kalvin McRae	2005
7.	98.6	Tim Curtis	1991
8.	94.0	Arnold Welcher	1976
9.	93.8	Steve Hookfin	1996
10.	93.0	Erland Ahlberg	1954

Career (min. 20 games)

1.	91.6	Kalvin McRae	2004-07
2.	90.3	Steveland Hookfin	1995-98
3.	81.8	Kareem Wilson	1995-98
4.	80.4	Andrew Greer	1988-89
5.	76.3	Beau Blankenship	2011-13
6.	74.4	Chad Brinker	1999-02
7.	69.7	Tim Curtis	1990-93
8.	59.4	Kevin Babcock	1976-79
9.	57.4	Arnold Welcher	1974-77
10.	56.8	Erland Ahlberg	1953-55

Most Touchdowns

Game

1.	4	Beau Blankenship vs. ULM	2012
4	4	Chad Brinker vs. Eastern Michigan	2002
4	4	Kareem Wilson vs. Bowling Green	1996
4	4	Tim Curtis vs. Kent State	1991
4	4	Andy Vetter vs. Northern Illinois	1976
4	4	Dick Conley vs. Marshall	1966
4	4	Jim Albert vs. Western Michigan	1963
8.	3	Several Times	

Season

1.	19	Kalvin McRae	2007
2.	15	Beau Blankenship	2012
	15	Kalvin McRae	2006
4.	14	Kareem Wilson	1996
5.	13	Kareem Wilson	1998
	13	Andy Vetter	1976
7.	12	Bob Houmard	1968
	12	Kareem Wilson	1997
	11	Steveland Hookfin	1998
	11	Andy Vetter	1977
	11	Dave Juenger	1971
	11	Bill Gary	1970

Career

1.	49	Kareem Wilson	1995-98
2.	45	Kalvin McRae	2004-07
3.	29	Steveland Hookfin	1995-98
4.	27	Chad Brinker	1999-02
5.	25	Andy Vetter	1974-77
6.	24	Beau Blankenship	2011-13
7.	21	Bob Brooks	1958-60
8.	20	Cleve Bryant	1967-69
9.	19	Jamel Patterson	1998-01
	19	Tim Curtis	1990-93
	19	Bob Houmard	1966-68

Longest Run from Scrimmage

1.	93 (TD)	Glenn Hunter vs. E. Michigan	1983
2.	92 (TD)	Chris Stefan vs. Xavier	1947
3.	88 (TD)	Ed Roberts vs. Western Reserve	1950
	88 (TD)	Erland Ahlberg vs. Toledo	1950
5.	86 (TD)	Bob Brooks vs. Xavier	1959
6.	81 (TD)	Donte Harden vs. Temple	2011
7.	80 (TD)	Jamel Patterson vs. N. Iowa	1999
	80 (TD)	Justin Fitzgerald vs. Ball St.	2005
9.	79 (TD)	Chris Garrett vs. Miami	2008
10.	76 (TD)	Dick Conley vs. Boston College	1966
	76 (TD)	Bob Marchi vs. Buffalo	1950



RUSHING RECORDS

Rushing Leaders by Class

Freshmen*

1.	893	Kareem Wilson	1995
2.	785	A.J. Ouellette	2014
2.	731	David Houseton	1973
3.	668	Steveland Hookfin	1995
4.	600	Chad Brinker	1999

Sophomores

1.	1,175	Arnold Welcher	1975
2.	1,153	Kalvin McRae	2005
3.	1,125	Steveland Hookfin	1996
4.	1,072	Kareem Wilson	1996
5.	1,064	Bill Gary	1970

Juniors

1.	1,604	Beau Blankenship	2012
2.	1,252	Kalvin McRae	2006
3.	1,085	Tim Curtis	1991
4.	1,034	Arnold Welcher	1976
5.	864	Steveland Hookfin	1997

Seniors

1.	1,434	Kalvin McRae	2007
2.	1,315	Steveland Hookfin	1998
3.	1,099	Chad Brinker	2002
4.	986	Donte' Harden	2011
5.	950	John Caldwell	1987

*Freshman were not eligible for varsity competition until 1972.

Most 100-Yard Games

Season

1.	9	Beau Blankenship	2012
2.	8	Kalvin McRae	2006
	8	Steveland Hookfin	1998
4.	7	Kalvin McRae	2007
	7	Arnold Welcher	1976
6.	6	Steveland Hookfin	1996
	6	Arnold Welcher	1975
	6	L.C. Lyons	1974
	6	Bill Gary	1970
10.	5	Kalvin McRae	2005
	5	Chad Brinker	2002
	5	Kareem Wilson	1995
	5	Tim Curtis	1991
	5	Rich Bevely	1974
	5	Dave Houseton	1973
	5	Dave LeVeck	1968

Career

1.	21	Kalvin McRae	2004-07
2.	19	Steveland Hookfin	1995-98
3.	15	Kareem Wilson	1995-98
	14	Arnold Welcher	1974-77
6.	12	Beau Blankenship	2011-13
7.	10	Chad Brinker	1999-02
	10	Tim Curtis	1990-93
7.	8	Robert Brooks	1958-60
	8	Bill Gary	1970-71, 73
	8	Dave Houseton	1973-76
	8	L.C. Lyons	1972-74

Year	Player	Yards	Att.	Avg.	TDs
1950	Quinn Stumpf	609	142	4.3	5
1951	Ed Roberts	564	128	4.4	6
1952	Dick Phillips	345	78	4.4	4
1953	Tom Ascani	537	77	7.0	7
1954	Erland Ahlberg	837	114	7.3	8
1955	Erland Ahlberg	519	89	5.8	4
1956	Records Incomplete				
1957	Records Incomplete				
1958	Records Incomplete				
1959	Records Incomplete				
1960	Robert Brooks	830	165	5.0	8
1961	Otis Wagner	441	86	5.1	3
1962	Jim Albert	375	88	4.3	4
1963	Jim Albert	707	122	5.8	8
1964	Wash Lyons	835	192	4.3	6
1965	Sam Bogan	308	75	4.1	1
1966	Bob Houmard	641	189	3.4	5
1967	Dick Conley	841	226	3.7	9
1968	Dave LeVeck	850	175	4.9	11
1969	Dave LeVeck	464	106	4.4	4
1970	Bill Gary	1,064	265	4.0	11
1971	Dave Juenger	646	211	3.1	11
1972	L.C. Lyons	554	161	3.4	5
1973	Houseton, Dave	731	209	3.5	6
1974	L.C. Lyons	928	231	4.0	7
1975	Arnold Welcher	1,175	236	5.0	7
1976	Arnold Welcher	1,034	213	4.9	4
1977	Kevin Babcock	585	147	4.0	3
1978	Kevin Babcock	861	232	3.7	1
1979	Tony Carifa	700	156	4.5	8
1980	Tony Carifa	853	198	4.3	6
1981	Todd Yoho	500	113	4.4	4
1982	Orvell Johns	451	130	3.5	4
1983	Glenn Hunter	338	92	3.7	2
1984	Glenn Hunter	800	228	3.5	5
1985	Jesse Owens	709	209	3.4	3
1986	Jesse Owens	557	161	3.5	5
1987	John Caldwell	950	238	4.0	2
1988	Andrew Greer	863	193	4.5	8
1989	Andrew Greer	905	192	4.7	7
1990	Ricky Howell	832	192	4.3	5
1991	Tim Curtis	1,085	271	4.0	10
1992	Tim Curtis	825	213	3.9	4
1993	Tim Curtis	829	217	3.8	3
1994	Lakarlos Townsend	676	199	3.4	1
1995	Kareem Wilson	893	244	3.7	10
1996	Steveland Hookfin	1,125	195	5.8	9
1997	Steveland Hookfin	864	159	5.4	9
1998	Steveland Hookfin	1,315	273	4.8	11
1999	Chad Brinker	600	121	5.0	5
2000	Dontrell Jackson	864	155	5.6	2
2001	Jamel Patterson	638	117	5.5	5
2002	Chad Brinker	1,099	228	4.8	10
2003	Fred Ray	382	77	5.0	8
2004	Kalvin McRae	559	142	3.9	4
2005	Kalvin McRae	1,153	209	5.5	7
2006	Kalvin McRae	1,252	258	4.9	15
2007	Kalvin McRae	1,434	294	4.9	19
2008	Chris Garrett	554	117	4.5	5
2009	Chris Garrett	621	147	4.2	2
2010	Vince Davidson	580	138	4.0	6
2011	Donte' Harden	986	187	5.3	2
2012	Beau Blankenship	1,604	312	5.1	15
2013	Beau Blankenship	934	204	4.5	5
2014	A.J. Ouellette	785	160	4.9	7

OHIO BOBCAT FOOTBALL 2015

OHIO 1,000-YARD RUSHERS



BEAU BLANKENSHIP

Year	Yds.	Att.	TDs	Yds./Att.	Yds/G
2012	1,604	312	15	5.1	123.4



CHAD BRINKER

Year	Yds.	Att.	TDs	Yds./Att.	Yds/G
2002	1,099	228	10	4.8	91.6



TIM CURTIS

Year	Yds.	Att.	TDs	Yds./Att.	Yds/G
1991	1,085	271	10	4.0	98.6



BILL GARY

Year	Yds.	Att.	TDs	Yds./Att.	Yds/G
1970	1,064	265	11	4.0	118.2



STEVELAND HOOKFIN

Year	Yds.	Att.	TDs	Yds./Att.	Yds/G
1996	1,125	195	9	5.8	93.8
1998	1,315	273	9	4.8	119.5



KALVIN McRAE

Year	Yds.	Att.	TDs	Yds./Att.	Yds/G
2005	1,153	209	7	5.5	104.8
2006	1,252	258	15	4.9	89.4
2007	1,434	294	19	4.9	119.5



ARNOLD WELCHER

Year	Yds.	Att.	TDs	Yds./Att.	Yds/G
1975	1,175	236	7	5.0	106.8
1976	1,034	213	4	4.9	



KAREEM WILSON

Year	Yds.	Att.	TDs	Yds./Att.	Yds/G
1996	1,072	*275	14	3.9	89.3

*NCAA record for quarterbacks

Inside the Numbers

- Bill Gary was the first Bobcat to reach the 1,000-yard mark in a season with 1,064 in 1970.
- Calvin McRae and Arnold Welcher are the only Bobcats to rush for 1,000 yards in consecutive seasons. Welcher, McRae and Steveland Hookfin are the only Ohio players with multiple 1,000-yard seasons.
- Five of the 11 1,000-yard seasons in school history have been produced by sophomores. Calvin McRae was the last second-year Bobcat to reach the millennium mark with 1,153 in 2005. No freshman has ever run for 1,000 yards since they became eligible for varsity competition in 1972.
- Bill Gary and Kareem Wilson are the only Bobcats to have rushed for 1,000 yards in a season and not earned at least second-team All-MAC honors.
- Kareem Wilson and Steveland Hookfin are the only two players in school history to rush for 1,000 yards in the same season (1996).
- Bill Gary and Calvin McRae are the only two Bobcats to reach the 1,000-yard mark in less than 10 games. Both Gary and McRae (2005) cracked the milestone in the ninth game of their respective seasons.
- Single-Season Rushing Record Progression (since 1950): Quinn Stumpf (609, 1950), Erland Ahlberg (837, 1954), Dick Conley (841, 1967), Dave LeVeck (850, 1968), Bill Gary (1970, 1,064), Arnold Welcher (1975, 1,175), Steveland Hookfin (1,315, 1998), Calvin McRae (1,434, 2007).



PASSING RECORDS



Austen Everson (left) finished his career in 2006 ranked in the Bobcats' all-time top 10 in passing yards, attempts, completions and touchdowns. Dontrell Jackson (right) is one of two Bobcats (Kareem Wilson) to total 2,000 yards rushing (2,201) and 2,000 yards passing (2,452) during their career.

Most Yards Game

1.	409	Donny Harrison vs. Kent St.	1983
2.	394	Andy Vetter vs. Kent St.	1977
3.	380	Donny Harrison vs. Bowling Green	1983
4.	375	Tyler Tettleton at EMU	2013
5.	365	Boo Jackson vs. CMU	2008
6.	355	Dennis Swearingen vs. Ball St.	1985
7.	343	Sammy Shon vs. E. Michigan	1980
8.	341	Tyler Tettleton at Rutgers	2011
9.	331	Tyler Tettleton vs ULM	2012
10.	328	Tyler Tettleton at Akron	2011

Season

1.	3,302	Tyler Tettleton	2011
2.	2,851	Tyler Tettleton	2013
3.	2,844	Tyler Tettleton	2012
4.	2,369	Theo Scott	2009
5.	2,366	Sammy Shon	1981
6.	2,355	Boo Jackson	2008
7.	2,309	Donny Harrison	1983
8.	2,281	Bruce Porter	1986
9.	2,056	Dennis Swearingen	1985
10.	1,897	Boo Jackson	2010

Career

1.	9,125	Tyler Tettleton	2009-13
2.	5,412	Sammy Shon	1978-81
3.	5,199	Anthony Thornton	1987-90
4.	4,446	Boo Jackson	2008-2010
5.	3,856	Donny Harrison	1979-83
6.	3,586	Austen Everson	2003-06
7.	3,475	Dennis Swearingen	1982-85
8.	3,414	Cleve Bryant	1967-69
9.	3,359	Theo Scott	2007-2009
10.	2,873	Rich Bevely	1972-74

Most Attempts Game

1.	64	Donny Harrison vs. Bowling Green	1983
2.	58	Dennis Swearingen vs. Ball St.	1985
3.	57	Bruce Porter vs. W. Michigan	1986
4.	56	JD Sprague vs. Bowling Green	2014
5.	54	Bruce Porter vs. C. Michigan	1986
6.	52	Theo Scott vs. Tennessee	2009
7.	50	Dennis Swearingen vs. Bowling Green	1985
8.	45	Donny Harrison vs. Kent St.	1983
9.	43	Andy Vetter vs. Kent St.	1977
10.	42	Tyler Tettleton vs. Kent St.	2011

Season

1.	415	Tyler Tettleton	2011
2.	383	Bruce Porter	1986
	383	Dennis Swearingen	1985
4.	371	Tyler Tettleton	2013
5.	367	Tyler Tettleton	2012
6.	357	Donny Harrison	1983
7.	344	Theo Scott	2009
8.	320	Sammy Shon	1981
9.	306	Boo Jackson	2008
10.	264	Tom Dubs	1991

Career

1.	1,176	Tyler Tettleton	2009-13
2.	889	Anthony Thornton	1987-90
3.	805	Sammy Shon	1978-81
4.	608	Austen Everson	2003-06
5.	603	Dennis Swearingen	1982-85
6.	591	Donny Harrison	1979-83
7.	581	Boo Jackson	2008-10
8.	507	Cleve Bryant	1967-69
9.	497	Theo Scott	2007-2009
10.	452	Rich Bevely	1972-74

Most Completions

Game

1.	35	Bruce Porter vs. C. Michigan	1986
2.	32	Donny Harrison vs. Bowling Green	1983
3.	31	Tyler Tettleton at Penn State	2012
	31	Dennis Swearingen vs. Ball St.	1985
5.	30	Theo Scott vs. Tennessee	2009
	30	Bruce Porter vs. Kent St.	1986
	30	Dennis Swearingen vs. Bowling Green	1985
8.	29	Donny Harrison vs. Kent St.	1983
9.	28	Tyler Tettleton vs. Kent St.	2011
	28	Andy Vetter vs. Kent St.	1977

Season

1.	267	Tyler Tettleton	2011
2.	230	Tyler Tettleton	2013
3.	228	Tyler Tettleton	2012
4.	216	Bruce Porter	1986
5.	203	Donny Harrison	1983
6.	199	Theo Scott	2009
7.	195	Dennis Swearingen	1985
8.	185	Boo Jackson	2008
9.	175	Sammy Shon	1981
10.	149	Boo Jackson	2010

Career

1.	734	Tyler Tettleton	2009-13
2.	452	Sammy Shon	1978-81
3.	408	Anthony Thornton	1987-90
4.	351	Boo Jackson	2008-10
5.	334	Donny Harrison	1979-83
6.	330	Dennis Swearingen	1982-85
7.	305	Austen Everson	2003-06
8.	291	Theo Scott	2007-09
9.	231	Bruce Porter	1985-87
10.	226	Cleve Bryant	1967-69

Most Touchdowns

Game

1.	5	Boo Jackson vs. Akron	2008
2.	4	Tyler Tettleton at EMU	2013
	4	Derrius Vick vs. Norfolk State	2012
	4	Cleve Bryant vs. Richmond*	1968
4.	3	29 Times	
		Last: Tyler Tettleton vs. Miami	2013

Season

1.	28	Tyler Tettleton	2011
2.	21	Tyler Tettleton	2013
	20	Theo Scott	2009
4.	19	Boo Jackson	2008
5.	18	Tyler Tettleton	2012
	18	Boo Jackson	2010
7.	14	Sammy Shon	1981
	14	Cleve Bryant	1968
9.	13	Bruce Porter	1986
	13	Dennis Swearingen	1985

Career

1.	67	Tyler Tettleton	2009-13
2.	38	Boo Jackson	2008--2010
3.	29	Cleve Bryant	1967-69
4.	26	Theo Scott	2007-2009
5.	24	Sammy Shon	1978-81
6.	21	Bill Frederick	1951-54
7.	20	Rich Bevely	1972-74
8.	19	Andy Vetter	1974-77
9.	18	Austen Everson	2003-06
	18	Donny Harrison	1979-83

OHIO BOBCAT FOOTBALL 2015

OHIO PASSING RECORDS

Completion Percentage

Game (min. 10 attempts)

1.	.867 (10-13)	Tyler Tettleton vs. Austin Peay	2013
2.	.833 (10-12)	Ryan Hawk vs. Kent State	2003
3.	.818 (9-11)	Dontrell Jackson vs. Akron	2001
	.818 (9-11)	Dontrell Jackson vs. Kent State	2000
5.	.810 (17-21)	Theo Scott vs. Temple	2009
6.	.786 (22-28)	Theo Scott vs. Buffalo	2009
7.	.769 (10-13)	Dontrell Jackson vs. Tennessee Tech	2000
8.	.767 (22-30)	Tyler Tettleton at Eastern Michigan	2013
9.	.750 (18-24)	Derrius Vick at Kent State	2014
	.750 (15-20)	Boo Jackson vs. Miami	2008

Season (min. 75 attempts)

1.	.643 (267-415)	Tyler Tettleton	2011
2.	.632 (117-185)	Dennis Swearingen	1984
3.	.621 (228-367)	Tyler Tettleton	2012
4.	.620 (230-371)	Tyler Tettleton	2013
5.	.608 (149-245)	Boo Jackson	2010
6.	.605 (133-220)	Sammy Shon	1979
	.605 (185-306)	Boo Jackson	2008
8.	.592 (135-228)	Anthony Thornton	1990
9.	.588 (94-160)	Derrius Vick	2014
10.	.578 (199-344)	Theo Scott	2009

Career (min. 200 attempts)

1.	.624 (734-1,176)	Tyler Tettleton	2009-present
2.	.604 (351-381)	Boo Jackson	2008-2010
3.	.586 (291-497)	Theo Scott	2007-2009
4.	.570 (134-235)	Derrius Vick	2012-2014
5.	.565 (334-591)	Donny Harrison	1979-83
6.	.561 (452-805)	Sammy Shon	1978-81
7.	.554 (195-352)	Andy Vetter	1974-77
8.	.553 (168-304)	Brad Bower	2006-07
9.	.549 (231-421)	Bruce Porter	1985-87
10.	.547 (330-603)	Dennis Swearingen	1982-85

Most Yards Per Game

Season (min. 5 games)

1.	237.0	Tyler Tettleton	2012
2.	235.9	Tyler Tettleton	2011
3.	228.1	Bruce Porter	1986
4.	219.3	Tyler Tettleton	2013
5.	215.1	Sammy Shon	1981
6.	209.9	Donny Harrison	1983
7.	196.2	Boo Jackson	2008
8.	186.9	Dennis Swearingen	1985
9.	173.7	Theo Scott	2009
10.	168.6	Tom Dubs	1991

Career (min. 20 games)

1.	186.2	Tyler Tettleton	2009-2013
2.	164.7	Boo Jackson	2008-10
3.	129.9	Theo Scott	2007-09
4.	123.8	Anthony Thornton	1987-90
5.	123.0	Sammy Shon	1978-81
6.	113.8	Cleve Bryant	1967-69
7.	106.8	Ryan Hawk	2003-04
8.	99.6	Brad Bower	2006-07
9.	94.4	Austen Everson	2003-06
10.	89.8	Rich Bevely	1972-74

Most Interceptions Thrown

Game

1.	6	Steve Skiver vs. Penn State	1970
2.	5	Jeff Baker vs. Vanderbilt	1989
3.	4	15 Times	
		Last: Boo Jackson vs. Louisiana	2010

Season

1.	26	Dennis Swearingen	1985
2.	22	Steve Skiver	1970
3.	17	Boo Jackson	2010
	17	Sammy Shon	1981
5.	16	Donny Harrison	1983
6.	15	Anthony Thornton	1988
	15	Cleve Bryant	1967
8.	14	Bruce Porter	1986
	14	Sammy Shon	1980
10.	13	Anthony Thornton	1989
	13	Andy Vetter	1977

Career

1.	46	Sammy Shon	1978-81
2.	40	Anthony Thornton	1987-90
3.	38	Dennis Swearingen	1982-85
4.	29	Steve Skiver	1968-70
	29	Boo Jackson	2008-10
6.	28	Tyler Tettleton	2009-13
7.	27	Cleve Bryant	1967-69
8.	26	Donny Harrison	1979-83
9.	25	Austen Everson	2003-06
	25	Bill Frederick	1951-54

Most Yards Per Attempt

Game (min. 5 attempts)

1.	22.3	Kareem Wilson vs. W. Michigan	1996
2.	15.4	Theo Scott vs. Temple	2009
3.	15.0	Tyler Tettleton vs. ULM	2012
4.	14.7	Fred Ray vs. E. Michigan	2002
5.	14.5	Dontrell Jackson vs. W. Michigan	2000
6.	14.2	Tyler Tettleton vs. APSU	2013
7.	14.0	Ryan Hawk vs. Kent St.	2003
	14.0	Dontrell Jackson vs. Miami	1999
9.	12.8	Fred Ray vs. Buffalo	2003
	12.8	Kareem Wilson vs. Buffalo	1997

Season (min. 75 attempts)

1.	8.9	Bob Babbitt	1962
2.	7.9	Tyler Tettleton	2011
3.	7.7	Tyler Tettleton	2013
	7.7	Tyler Tettleton	2012
	7.7	Boo Jackson	2010
	7.7	Boo Jackson	2008
	7.7	Ryan Hawk	2003
	7.7	Andy Vetter	1977
9.	7.6	Bob Babbitt	1961
	7.6	Cleve Bryant	1968

Career (min. 200 attempts)

1.	7.8	Tyler Tettleton	2009-13
2.	7.7	Boo Jackson	2008-2010
3.	7.2	Brad Bower	2006-07
	7.2	Andy Vetter	1974-77
5.	6.9	Bill Frederick	1951-54
6.	6.8	Theo Scott	2007-2009
7.	6.7	Sammy Shon	1978-81
	6.7	Cleve Bryant	1967-69
9.	6.6	Dontrell Jackson	1999-02
10.	6.5	Ryan Hawk	2003-04
	6.5	Fred Ray	2000-03

Most Yards Per Completion

Game (min. 3 completions)

1.	40.7	Kareem Wilson vs. E. Michigan	1998
2.	34.7	Austen Everson vs. Kentucky	2004
3.	30.2	Kareem Wilson vs. Kansas St.	1997
4.	29.5	Austen Everson vs. UCF	2003
5.	29.0	Dontrell Jackson vs. W. Michigan	2000
6.	26.8	Kareem Wilson vs. W. Michigan	1996
7.	25.5	Bob Babbitt vs. Iowa St.	1962
8.	25.0	Kareem Wilson vs. Kent St.	1995
9.	24.1	Cleve Bryant vs. Kansas	1967
10.	24.0	Sam Vink vs. Bowling Green	1994

Season (min. 50 completions)

1.	17.7	Bob Babbitt	1962
2.	17.0	Cleve Bryant	1967
3.	16.3	Dontrell Jackson	2000
4.	16.2	Rich Bevely	1973
5.	15.6	Cleve Bryant	1968
6.	15.4	Rich Bevely	1972
7.	15.9	Austen Everson	2006
8.	14.8	Anthony Thornton	1988
9.	14.3	Dontrell Jackson	1999
10.	14.1	Rich Bevely	1974

Career (min. 100 completions)

1.	16.7	Kareem Wilson	1995-98
2.	15.5	Bill Frederick	1951-54
3.	15.2	Rich Bevely	1972-74
4.	15.1	Cleve Bryant	1967-69
5.	14.0	Steve Skiver	1968-70
6.	13.9	Dontrell Jackson	1999-02
7.	13.0	Wes Danyo	1963-65
	13.0	Andy Vetter	1974-77
	13.0	Brad Bower	2006-07
10.	12.7	Anthony Thornton	1987-90
	12.7	Boo Jackson	2008-10

Highest Passing Efficiency

Season (min. 75 attempts)

1.	148.6	Tyler Tettleton	2011
2.	141.2	Tyler Tettleton	2012
3.	139.4	Bob Babbitt	1962
4.	138.8	Tyler Tettleton	2013
5.	137.8	Boo Jackson	2008
6.	136.2	Boo Jackson	2010
7.	131.1	Cleve Bryant	1968
8.	130.9	Derrius Vick	2014
9.	129.4	Bob Babbitt	1961
10.	128.5	Theo Scott	2009

Career (min. 200 attempts)

1.	141.6	Tyler Tettleton	2009-13
1.	136.2	Boo Jackson	2008-10
2.	126.1	Theo Scott	2007-09
3.	119.9	Andy Vetter	1974-77
4.	117.7	Brad Bower	2006-07
5.	114.5	Fred Ray	2000-03
6.	113.7	Ryan Hawk	2003-04
7.	112.6	Donny Harrison	1979-83
8.	111.0	Sammy Shon	1978-81
9.	109.4	Cleve Bryant	1967-69

OHIO PASSING RECORDS

Passing Leaders by Class

Freshmen*

1.	949	Anthony Thornton	1987
2.	745	Dontrell Jackson	1999
3.	657	Kareem Wilson	1995
4.	491	Austen Everson	2003
5.	208	Dennis Swearingen	1982

Sophomores

1.	3,302	Tyler Tettleton	2011
2.	1,336	Sammy Shon	1979
3.	1,162	Anthony Thornton	1988
4.	1,157	Cleve Bryant	1967
5.	881	Dontrell Jackson	2000

Juniors

1.	2,844	Tyler Tettleton	2012
2.	2,355	Boo Jackson	2008
3.	1,855	Tom Dubs	1991
4.	1,527	Sammy Shon	1980
5.	1,524	Cleve Bryant	1968

Seniors

1.	2,851	Tyler Tettleton	2013
1.	2,366	Sammy Shon	1981
2.	2,309	Donny Harrison	1983
3.	2,281	Bruce Porter	1986
4.	2,258	Theo Scott	2009

*Freshman were not eligible for varsity competition until 1972.

Longest Passing Play

1.	98 (TD)	Tom Dubs to Richard Hill vs. Kent State	1991
2.	89 (TD)	Austen Everson to Scott Mayle vs. Kentucky	2004
3.	83 (TD)	Austen Everson to Anthony Hackett vs. Miami	2003
4.	80 (TD)	Derrius Vick to Donte Foster vs. East Carolina	2013
	80 (TD)	Tyler Tettleton to Chase Cochran at EMU	2013
	80 (TD)	Ryan Hawk to Scott Mayle vs. Iowa State	2003
	80 (TD)	Ryan Hawk to Scott Mayle vs. Buffalo	2003
7.	79 (TD)	Tyler Tettleton to Donte' Foster vs. EMU	2012
8.	78 (TD)	Tyler Tettleton to LaVon Brazill vs. Akron	2011
9.	77 (TD)	Boo Jackson to Chris Garrett vs. Central Michigan	2008
10.	76	Cleve Bryant to Todd Snyder vs. Miami	1967

Annual Leaders

Year	Player	Yards	Comp.	Att.	Pct.	TD	INT	Effic.
1950	Tom Anderson	633	42	111	47.8	6	12	82.0
1951	Larry Lawrence	407	33	95	34.7	2	8	60.8
1952	Bill Frederick	845	49	115	42.6	8	11	108.2
1953	Bill Frederick	627	45	89	50.6	8	11	114.7
1954	Bill Frederick	404	27	68	39.7	5	2	108.0
1955	Don McBride	499	42	76	55.3	1	4	104.2
1956	Records Incomplete							
1957	Records Incomplete							
1958	Records Incomplete							
1959	Records Incomplete							
1960	Dave Wagner	554	28	55	50.9	4	1	155.9
1961	Bob Babbitt	573	41	75	54.7	3	1	129.4
1962	Bob Babbitt	1,010	57	113	50.4	9	7	139.4
1963	Wes Danyo	635	42	108	38.9	2	8	79.6
1964	Larry Bainter	443	30	79	38.0	2	3	85.8
1965	Sam Fornasaglio	305	26	51	51.0	3	3	108.9
1966	Ron Delucca	655	44	111	39.6	6	6	96.2
1967	Cleve Bryant	1,157	68	180	37.8	8	15	89.8
1968	Cleve Bryant	1,524	98	200	49.0	14	5	131.1
1969	Steve Skiver	749	47	109	43.1	2	7	94.1
1970	Steve Skiver	1,417	107	229	46.7	8	22	91.0
1971	Dave Juenger	922	80	163	49.1	8	6	105.4
1972	Rich Bevly	865	56	132	42.4	9	10	104.8
1973	Rich Bevly	1,007	62	147	42.2	6	7	103.7
1974	Rich Bevly	1,001	71	173	41.0	5	6	92.2
1975	Rick Lilienthal	1,045	87	198	43.9	4	9	85.8
1976	Andy Vetter	877	71	135	52.6	7	10	109.5
1977	Andy Vetter	1,548	116	202	57.4	10	13	125.3
1978	Mike Scimea	483	40	93	43.0	2	9	74.4
1979	Sammy Shon	1,336	133	220	60.5	4	11	107.5
1980	Sammy Shon	1,527	131	235	55.7	5	14	105.4
1981	Sammy Shon	2,366	175	320	54.7	14	17	120.6
1982	Donny Harrison	1,308	114	198	57.6	7	8	116.7
1983	Donny Harrison	2,309	203	357	56.9	10	16	111.5
1984	Dennis Swearingen	1,211	117	185	63.2	4	9	115.6
1985	Dennis Swearingen	2,056	195	383	50.9	13	26	93.6
1986	Bruce Porter	2,281	216	383	56.4	13	14	110.3
1987	Anthony Thornton	949	75	180	41.7	1	3	84.5
1988	Anthony Thornton	1,162	78	187	41.7	4	15	84.9
1989	Anthony Thornton	1,502	120	234	51.3	6	13	102.6
1990	Anthony Thornton	1,586	135	228	59.2	6	9	118.4
1991	Tom Dubs	1,855	144	264	54.5	6	10	113.5
1992	Tom Dubs	712	57	139	41.0	5	4	90.1
1993	D.R. Robinson	844	81	148	54.7	3	6	101.2
1994	Sam Vink	944	90	195	46.2	4	11	82.3
1995	Kareem Wilson	657	48	130	36.9	3	6	77.8
1996	Kareem Wilson	567	38	90	44.2	7	2	116.4
1997	Kareem Wilson	369	14	54	25.9	3	2	94.3
1998	Kareem Wilson	512	26	71	36.6	4	6	98.9
1999	Dontrell Jackson	745	52	113	46.0	6	3	113.6
2000	Dontrell Jackson	881	54	119	45.4	8	8	116.3
2001	Dontrell Jackson	559	44	83	53.0	2	3	110.3
2002	Fred Ray	712	56	100	56.0	5	2	128.3
2003	Ryan Hawk	765	49	100	49.0	4	3	120.5
2004	Ryan Hawk	1,585	137	262	52.3	10	6	111.1
2005	Austen Everson	1,151	105	220	47.7	4	11	87.7
2006	Austen Everson	1,356	253	137	54.2	7	8	102.0
2007	Brad Bower	1,766	127	345	54.7	11	10	125.7
2008	Boo Jackson	2,355	185	306	60.5	19	12	137.8
2009	Theo Scott	2,369	199	344	57.8	20	11	128.5
2010	Boo Jackson	1,897	149	245	60.8	18	17	136.2
2011	Tyler Tettleton	3,302	267	415	64.3	28	10	148.6
2012	Tyler Tettleton	2,844	228	367	62.1	18	4	141.2
2013	Tyler Tettleton	2,851	230	371	62.0	21	12	138.8
2014	JD Sprague	1,236	98	202	48.5	3	5	

OHIO BOBCAT FOOTBALL 2015

OHIO RECEIVING RECORDS



Donte' Foster concluded his career by catching 69 passes for 1,018 yards and seven touchdowns. He is just the second player in school history to surpass 1,000 yards receiving in one year.

Most Receptions

Game

1.	14	Taylor Price vs. Wyoming	2008
2.	12	Chris Jackson vs. Miami	2004
	12	Cyle Feldman vs. C. Michigan	1986
	12	Bobby Cameron vs. Kent St.	1986
	12	Todd Snyder vs. Minnesota	1969
6.	11	Donte' Foster at EMU	2013
	11	Donte' Foster vs. Kent State	2012
	11	Tom Compennolle vs. N. Illinois	1986
	11	Eddie Washington vs. Bowling Green	1983
	11	Dave Juenger vs. W. Michigan	1970
	11	Todd Snyder vs. Richmond	1968
	11	Todd Snyder vs. Dayton	1968

Season

1.	74	LaVon Brazill	2011
2.	69	Donte' Foster	2013
3.	68	Eddie Washington	1983
4.	62	Todd Snyder	1969
5.	61	Tom Compennolle	1986
6.	59	Donte' Foster	2012
	56	Taylor Price	2009
9.	53	LaVon Brazill	2009
9.	51	Taylor Price	2008
10.	50	Bobby Cameron	1986

Career

1.	189	LaVon Brazill	2007-11
2.	167	Donte' Foster	2010-13
3.	145	Taylor Price	2006-2009
4.	144	Tom Compennolle	1983-86
5.	140	Todd Snyder	1967-69
6.	127	Eddie Washington	1980-83
7.	107	Scott Mayle	2002-06
8.	105	Mark Geisler	1976-79
9.	103	Bob Allen	1969-71
10.	102	Courtney Burton	1990-93

Most Yards Gained

Game

1.	214	Todd Snyder vs. Richmond	1968
2.	203	Todd Snyder vs. Dayton	1968
3.	176	Tom Compennolle vs. N. Illinois	1986
4.	175	Chris Jenkins vs. W. Michigan	1993
5.	169	Jim Albert vs. Iowa State	1962
6.	165	LaVon Brazill vs. Temple	2011
	165	Dave Juenger vs. W. Michigan	1970
8.	164	Donte' Foster vs. E. Michigan	2012
	164	Todd Snyder vs. Kansas	1967
10.	162	Chase Cochran vs. ULM	2012

Season

1.	1,146	LaVon Brazill	2011
2.	1,018	Donte' Foster	2013
3.	866	Eddie Washington	1983
4.	863	Richard Hill	1991
5.	835	Todd Snyder	1969
6.	784	Taylor Price	2009
7.	777	Todd Snyder	1968
8.	702	LaVon Brazill	2009
9.	699	Bob Allen	1970
10.	694	Taylor Price	2008

Career

1.	2,511	LaVon Brazill	2007-11
2.	2,241	Todd Snyder	1967-69
3.	2,180	Donte' Foster	2010-13
4.	2,019	Taylor Price	2006-2009
5.	1,847	Scott Mayle	2002-06
6.	1,761	Eddie Washington	1980-83
7.	1,620	Tom Compennolle	1983-86
8.	1,509	Chase Cochran	2011-2014
9.	1,459	Bob Allen	1969-71
10.	1,374	Courtney Burton	1990-93

Most Receptions Per Game

Season (min. 5 games)

1.	6.20	Todd Snyder	1969
2.	6.18	Eddie Washington	1983
3.	6.10	Tom Compennolle	1986
4.	5.33	Bob Allen	1970
5.	5.31	Donte' Foster	2013
6.	5.28	LaVon Brazill	2011
7.	5.11	Dave Juenger	1970
8.	4.90	Donte' Foster	2012
9.	4.60	Todd Snyder	1968
10.	4.55	Bobby Cameron	1986
	4.55	Mike Green	1975

Career (min. 20 games)

1.	4.67	Todd Snyder	1967-69
2.	3.85	LaVon Brazill	2007-11
3.	3.55	Bob Allen	1969-71
4.	3.35	Tom Compennolle	1983-86
5.	3.27	Donte' Foster	2010-13
6.	3.22	LaVon Brazill	2007-11
7.	2.89	Eddie Washington	1980-83
8.	2.87	Taylor Price	2006-2009
9.	2.75	Mike Green	1973-75
10.	2.70	Dave Juenger	1970-72

Most Touchdowns

Game

1.	3	Donte' Foster vs. Miami	2013
3	Taylor Price vs. Akron	2008	
3	Dave Juenger vs. Toledo	1972	
3	Todd Snyder vs. Minnesota	1969	
3	Todd Snyder vs. Richmond	1968	
5.	2	Several Times	
		Last: Landon Smith	2014
		at Kent State	

Season

1.	11	LaVon Brazill	2011
2.	9	Terrence McCrae	2010
	9	Terrence McCrae	2009
	9	Andrew Mooney#	2007
5.	8	Donte' Foster	2012
8	Todd Snyder	1969	
7.	7	Bob Houmar	1968
7	Lou Sawchik	1953	
7	Donte' Foster	2013	
10.	6	LaVon Brazill	2009
6	Tom Compennolle	1985	
6	Dave Juenger	1972	

Career

1.	21	Donte' Foster	2010-13
2.	19	Terrence McCrae	2007-10
3.	18	LaVon Brazill	2007-11
4.	15	Todd Snyder	1967-69
5.	14	Taylor Price	2006-09
6.	12	Andrew Mooney#	2007-08
	12	Tom Compennolle	1983-86
8.	11	Scott Mayle	2002-06
	11	Lou Sawchik	1951-53
10.	10	Courtney Burton	1990-93
10	Dave Juenger	1970-72	
10	Raynald Ray	1997-00	

Tight End

Most Yards Per Catch

Season (min. 10 catches)

1.	21.71	Jim Albert	1962
2.	21.58	John Summers	1977
3.	21.18	Raynald Ray	1999
4.	21.10	Chase Cochran	2014
5.	20.60	Scott Mayle	2003
6.	20.53	Raynald Ray	2000
7.	20.27	Wally Duemer	1951
8.	19.89	Cleveland Moutry	1972
9.	19.66	Todd Snyder	1967
10.	19.32	Mike Green	1973

Career (min. 25 catches)

1.	21.95	Raynald Ray	1997-00
2.	19.45	Cleveland Moutry	1972
3.	18.86	Chase Cochran	2011-14
4.	18.67	Ken Smith	1960-62
5.	17.59	Byron Cross	1987-90
6.	17.46	Jay Maupin	1965-67
7.	17.26	Scott Mayle	2002-06
8.	17.11	Richard Hill	1990-91
9.	16.66	Lou Sawchik	1952-53
10.	16.59	Jim Albert	1961-63



RECEIVING RECORDS

Receiving Leaders by Class - Receptions

Freshmen*

1.	25	Scott Mayle	2003
2.	22	Riley Dunlop	2008
3.	21	A.J. Ouellette	2014
4.	19	Robert Henton	1981

Sophomores

1.	46	Dave Juenger	1970
2.	42	Mark Geisler	1977
3.	39	Chris Jackson	2004
4.	36	Tom Compernelle	1984
5.	33	Scott Mayle	2004

Juniors

1.	59	Donte' Foster	2012
2.	53	LaVon Brazill	2009
3.	51	Taylor Price	2008
4.	50	Bobby Cameron	1986
5.	48	Bob Allen	1970

Seniors

1.	74	LaVon Brazill	2011
2.	68	Eddie Washington	1983
3.	63	Donte' Foster	2013
4.	62	Todd Snyder	1969
5.	61	Tom Compernelle	1986

Receiving Leaders by Class - Yards

Freshmen*

1.	515	Scott Mayle	2003
2.	325	Robert Henton	1981
3.	278	Riley Dunlop	2008
4.	186	Pat Welsh	1984
5.	172	Kalvin McRae	2004

Sophomores

1.	629	Todd Snyder	1967
2.	583	Scott Mayle	2004
3.	540	Dave Juenger	1970
4.	489	Mark Geisler	1977
5.	459	Tom Compernelle	1984

Juniors

1.	777	Todd Snyder	1968
2.	702	LaVon Brazill	2009
3.	699	Robert Allen	1970
4.	694	Taylor Price	2008
5.	689	Chase Cochran	2013

Seniors

1.	1,146	LaVon Brazill	2011
2.	1,018	Donte' Foster	2013
3.	866	Eddie Washington	1983
4.	863	Richard Hill	1991
5.	835	Todd Snyder	1969

*Freshman were not eligible for varsity competition until 1972.

Annual Leaders (sorted by receptions)

Year	Player	Rec.	Yards	Avg.	TDs
1950	Nick Fogoros	16	177	11.1	1
1951	Gene Nuxhall	21	236	11.2	0
1952	Lou Sawchik	27	472	17.5	4
1953	Lou Sawchik	32	511	16.0	7
1954	Dave Lundberg	8	90	11.2	1
1955	James Krager	16	235	14.7	0
1956	Records Incomplete				
1957	Records Incomplete				
1958	Records Incomplete				
1959	Records Incomplete				
1960	Bob Harrison	11	153	13.9	1
1961	John Trevis	16	258	16.1	3
1962	Ron Curtis	17	286	16.8	5
1963	Jim Albert	13	186	14.3	2
1964	Jim Dorna	15	162	10.8	1
1965	Glenn Hill	14	201	14.4	0
1966	Jay Maupin	26	447	17.2	3
1967	Todd Snyder	32	629	19.7	4
1968	Todd Snyder	46	777	16.9	3
1969	Todd Snyder	62	835	13.5	8
1970	Bob Allen	48	699	14.6	4
1971	Bob Allen	37	485	13.1	5
1972	Dave Juenger	32	508	15.9	6
1973	Mike Green	22	425	19.3	3
1974	Rick Lilienthal	22	315	14.3	1
1975	Mike Green	50	642	12.8	3
1976	John Barrington	20	211	10.6	2
1977	Nigel Turpin	46	624	13.6	2
1978	Mark Geisler	25	244	9.8	1
1979	Tony Carifa	45	380	8.4	1
1980	Tony Carifa	46	427	9.3	1
1981	Shawn Silcott	39	573	14.7	2
1982	Eddie Washington	37	524	14.2	2
1983	Eddie Washington	68	866	12.7	5
1984	Tom Compernelle	36	459	12.8	2
1985	Tom Compernelle	46	524	11.4	6
1986	Tom Compernelle	61	626	10.3	4
1987	Cyle Feldman	21	302	14.4	0
1988	Byron Cross	20	342	17.1	2
1989	Jim Swanson	37	503	13.6	1
1990	Gerald Harris	33	497	15.1	2
1991	Richard Hill	49	863	17.6	3
1992	Chris Jenkins	38	550	14.5	5
1993	Courtney Burton	31	366	11.8	3
1994	Dewight Pickens	27	236	8.7	2
1995	Shawn Smith	8	192	24.0	1
1996	Damion Maxwell	17	184	10.8	2
1997	Damion Maxwell	7	180	25.7	1
1998	Damion Maxwell	14	194	13.9	1
1999	Raynald Ray	22	466	21.2	4
2000	Raynald Ray	15	308	20.5	3
2001	Joe Mohler	21	269	12.8	2
2002	Stafford Owens	17	259	15.2	2
2003	Anthony Hackett	26	452	17.4	2
2004	Chris Jackson	39	390	10.0	0
2005	Scott Mayle	21	338	16.1	3
2006	Kalvin McRae	29	280	9.7	1
2007	Andrew Mooney	34	498	14.6	9
2008	Taylor Price	51	694	13.6	5
2009	Taylor Price	56	784	14.0	5
2010	Terrence McCrae	35	505	14.4	9
2011	LaVon Brazill	74	1,146	15.5	10
2012	Donte' Foster	59	659	11.2	8
2013	Donte' Foster	69	1,018	14.8	7
2014	Sebastian Smith	31	385	12.4	2

OHIO BOBCAT FOOTBALL 2015

OHIO TOTAL OFFENSE

Most Yards Gained Game

1. 413	Boo Jackson vs. CMU	2008
2. 395	Sammy Shon vs. E. Michigan	1980
3. 393	Theo Scott vs. Temple	2009
4. 386	Donny Harrison vs. Kent St.	1983
5. 385	Tyler Tettleton at EMU	2013
6. 375	Donny Harrison vs. Bowling Green	1983
7. 374	JD Sprague vs. Bowling Green	2014
8. 371	Tyler Tettleton vs. Penn State	2012
371	Tyler Tettleton vs. Rutgers	2011
9. 365	Tyler Tettleton vs. ULM	2012

Season

1. 3,960	Tyler Tettleton	2011
2. 3,088	Tyler Tettleton	2012
3. 2,875	Tyler Tettleton	2013
4. 2,688	Boo Jackson	2008
5. 2,643	Sammy Shon	1981
6. 2,403	Theo Scott	2009
7. 2,388	Donny Harrison	1983
8. 2,258	Cleve Bryant	1968
9. 2,242	Boo Jackson	2010
10. 2,093	Bruce Porter	1986

Career

1. 10,027	Tyler Tettleton	2009-13
2. 6,753	Anthony Thornton	1987-90
3. 6,262	Sammy Shon	1978-81
4. 5,702	Kareem Wilson	1995-98
5. 5,145	Boo Jackson	2008-10
6. 4,946	Cleve Bryant	1967-69
7. 4,653	Dontrell Jackson	1999-02
8. 4,398	Kalvin McRae	2004-07
9. 4,372	Austen Everson	2003-06
10. 4,317	Donny Harrison	1979-83

Most Plays Game

1. 79	Donny Harrison vs. Bowling Green	1983
2. 72	JD Sprague vs. Bowling Green	2014
3. 71	Dennis Swearingen vs. Ball St.	1985
4. 63	Andy Vetter vs. Kent St.	1977
5. 61	Bruce Porter vs. W. Michigan	1986
6. 60	Bruce Porter vs. C. Michigan	1986
7. 59	Theo Scott vs. Tennessee	2009
59	Dennis Swearingen vs. Bowling Green	1985
9. 55	Boo Jackson vs. Northwestern	2008
55	Donny Harrison vs. Kent St.	1983

Season

1. 581	Tyler Tettleton	2011
2. 528	Donny Harrison	1983
3. 487	Tyler Tettleton	2012
487	Dennis Swearingen	1985
5. 473	Sammy Shon	1981
6. 428	Bruce Porter	1986
7. 414	Tyler Tettleton	2013
8. 406	Boo Jackson	2008
9. 387	Theo Scott	2009
10. 381	Cleve Bryant	1968

Career

1. 1,522	Tyler Tettleton	2009-13
2. 1,343	Anthony Thornton	1987-90
3. 1,249	Sammy Shon	1978-81
4. 1,230	Kareem Wilson	1995-98
5. 968	Cleve Bryant	1967-69
6. 942	Donny Harrison	1979-83
7. 937	Rich Bevly	1972-74
8. 917	Austen Everson	2003-06
9. 910	Dontrell Jackson	1999-02
10. 905	Kalvin McRae	2004-07



In his first season as a starter in 2011, quarterback Tyler Tettleton set Ohio's all-time total offense record as he totaled 3,960 yards.

Most Yards Per Play

Season (min. 100 plays)

1. 7.34	Erland Ahlberg	1954
2. 6.94	Tyler Tettleton	2013
3. 6.81	Tyler Tettleton	2011
4. 6.62	Boo Jackson	2008
5. 6.56	Bob Babbitt	1962
6. 6.38	Derrius Vick	2014
7. 6.37	Dontrell Jackson	2000
7. 6.34	Tyler Tettleton	2012
8. 6.21	Theo Scott	2009
9. 6.08	Dave Wagner	1960

Career

1. 6.59	Tyler Tettleton	2009-13
2. 6.16	Boo Jackson	2008-10
3. 6.08	Derrius Vick	2012-Present
4. 5.98	Theo Scott	2007-09
5. 5.81	Bob Babbitt	1960-62
6. 5.79	Brad Bower	2006-07
7. 5.74	JD Sprague	2013-Present
8. 5.60	Jamel Patterson	1998-01
9. 5.35	Chad Brinker	1999-02
10. 5.32	Fred Ray	2000-03

Most Yards Per Game

Season (min. 5 games)

1. 282.9	Tyler Tettleton	2011
2. 257.3	Tyler Tettleton	2012
3. 240.3	Sammy Shon	1981
4. 225.8	Cleve Bryant	1968
5. 224.0	Boo Jackson	2008
6. 221.2	Tyler Tettleton	2013
7. 217.1	Donny Harrison	1983
8. 209.3	Bruce Porter	1986
9. 193.25	JD Sprague	2014
10. 187.4	Steve Skiver	1970

Career (min. 20 games)

1. 204.6	Tyler Tettleton	2009-13
2. 190.6	Boo Jackson	2008-10
3. 164.9	Cleve Bryant	1967-69
4. 160.8	Anthony Thornton	1987-90
5. 142.3	Sammy Shon	1987-81
6. 140.8	Theo Scott	2007-2009
7. 134.0	Rich Bevly	1972-74
8. 129.6	Kareem Wilson	1995-98
9. 119.3	Dontrell Jackson	1999-02
10. 115.1	Austen Everson	2003-06

Total Offense Leaders by Class

Freshmen*

1. 1,550	Kareem Wilson	1995
2. 1,473	Anthony Thornton	1987
3. 1,273	Dontrell Jackson	1999
4. 785	A.J. Ouellette	2014
5. 731	David Houseton	1973

Sophomores

1. 3,960	Tyler Tettleton	2011
2. 1,745	Dontrell Jackson	2000
3. 1,737	Anthony Thornton	1988
4. 1,639	Kareem Wilson	1996
5. 1,590	Sammy Shon	1979

Juniors

1. 3,088	Tyler Tettleton	2012
2. 2,688	Boo Jackson	2008
3. 2,258	Cleve Bryant	1968
4. 1,804	Sammy Shon	1980
1,804	Anthony Thornton	1989

Seniors

1. 2,875	Tyler Tettleton	2013
2. 2,643	Sammy Shon	1981
3. 2,403	Theo Scott	2009
4. 2,388	Donny Harrison	1983
5. 2,242	Boo Jackson	2010

*Freshman were not eligible for varsity competition until 1972.

OHIO ALL-PURPOSE RECORDS

Most Yards Gained

Game

1.	322	Donte' Harden vs. Temple	2011
2.	321	Chris Garrett vs. Miami	2008
3.	298	Tony Carifa vs. E. Michigan	1980
4.	282	Kareem Wilson vs. Bowling Green	1996
5.	280	Beau Blankenship vs. UMass	2012
6.	279	Nigel Turpin vs. Kent St.	1977
7.	275	Dick Conley vs. Marshall	1966
8.	271	Kalvin McRae vs. Ball St.	2005
9.	257	Arnold Welcher vs. Marshall	1975
10.	252	Tim Worner vs. Toledo	1972

Season

1.	1,873	Donte' Harden	2011
2.	1,787	Andrew Greer	1988
3.	1,786	Beau Blankenship	2012
4.	1,770	Andrew Greer	1989
5.	1,709	Kalvin McRae	2007
6.	1,532	Kalvin McRae	2006
7.	1,447	Chris Garrett	2008
8.	1,420	Arnold Welcher	1975
9.	1,400	LaVon Brazill	2011
10.	1,391	Chris Garrett	2009

Career

1.	5,248	Kalvin McRae	2004-07
2.	4,489	Chris Garrett	2006-09
3.	4,123	Stevland Hookfin	1995-98
4.	4,030	Chad Brinker	1999-02
5.	3,831	Donte' Harden	2007-11
6.	3,597	Kareem Wilson	1995-98
7.	3,559	Scott Mayle	2002-06
8.	3,557	Andrew Greer	1988-89
9.	3,462	LaVon Brazill	2007-11
10.	3,445	Tim Curtis	1990-93

Most Yards Per Game

Season (min. 5 games)

1.	162.5	Andrew Greer	1988
2.	160.9	Andrew Greer	1989
3.	156.1	Donte' Harden	2011
4.	142.4	Kalvin McRae	2007
5.	141.2	Bill Gary	1970
6.	137.4	Beau Blankenship	2012
7.	132.2	Dick Conley	1967
8.	131.5	Chris Garrett	2008
9.	129.1	Arnold Welcher	1975
10.	120.7	Dave LeVeck	1968

Career (min. 20 games)

1.	161.7	Andrew Greer	1988-89
2.	109.3	Kalvin McRae	2004-07
3.	106.1	Chad Brinker	1999-02
4.	100.8	Donte' Harden	2007-11
5.	94.8	Jim Albert	1961-63
6.	93.7	Stevland Hookfin	1995-98
7.	91.6	Chris Garrett	2006-09
8.	91.1	Todd Snyder	1967-69
9.	90.1	Dick Conley	1967-68
10.	87.6	Dave LeVeck	1967-69



Former Ohio running back Donte' Harden racked up 322 yards of total offense (184 yards rushing, 75 yards receiving and 63 return yards) in front of a national television audience on ESPN as the Bobcats posted a thrilling 35-31 victory over Temple inside Peden Stadium.

Miscellaneous

Game

100 Yards Rushing/100 Yards Receiving
Tony Carifa 158 rush/140 rec.
vs. Eastern Michigan 1980

Season

400 Yards Rushing/400 Yards Receiving

Raynald Ray 477 rush/466 rec. 1999
Tony Carifa 853 rush/427 rec. 1980

400 Yards Rushing/400 Yards Kickoff Returns

Donte' Harden 986 rush/620 KOR 2011
Chris Garrett 591 rush/676 KOR 2009
Chris Garrett 554 rush/618 KOR 2008
Chad Brinker 600 rush/486 KOR 1999
Andrew Greer 905 rush/638 KOR 1989
Andrew Greer 863 rush/810 KOR 1988
Dick Conley 841 rush/428 KOR 1967

400 Yards Receiving/400 Yards Kickoff Returns

Nigel Turpin 624 rec./521 KOR 1977
Bob Allen 485 rec./421 KOR 1971

All-Purpose Leaders by Class

Freshmen*

1.	1,109	Chad Brinker	1999
2.	918	A.J. Ouellette	2014
3.	893	Kareem Wilson	1995
4.	811	Scott Mayle	2003
5.	809	Chris Garrett	2006

Sophomores

1.	1,420	Arnold Welcher	1975
2.	1,271	Bill Gary	1970
3.	1,250	Kalvin McRae	2005
4.	1,231	Chad Brinker	2000
5.	1,138	Stevland Hookfin	1996

Juniors

1.	1,787	Andrew Greer	1988
2.	1,786	Beau Blankenship	2012
3.	1,447	Chris Garrett	2008
4.	1,532	Kalvin McRae	2006
5.	1,322	Dick Conley	1967

Seniors

1.	1,873	Donte' Harden	2011
2.	1,770	Andrew Greer	1989
3.	1,709	Kalvin McRae	2007
4.	1,400	LaVon Brazill	2011
5.	1,391	Chris Garrett	2009

*Freshman were not eligible for varsity competition until 1972.

OHIO BOBCAT FOOTBALL 2015

OHIO SCORING RECORDS

Most Points Scored

Game

1.	33	Eller Armbrust vs. Rio Grande	1937
2.	24	Beau Blankenship vs. ULM	2012
	24	Chad Brinker vs. E. Michigan	2002
	24	Kareem Wilson vs. Bowling Green	1996
	24	Tim Curtis vs. Kent St.	1991
	24	Andy Vetter vs. N. Illinois	1976
	24	Dick Conley vs. Marshall	1966
	24	Jim Albert vs. W. Michigan	1963
	24	Kalvin McRae vs. Louis.-Lafay.	2007

Season

1.	123	Matt Weller	2011
2.	120	Kalvin McRae	2007
3.	118	Matt Weller	2012
4.	114	Bob Houmard	1968
5.	98	Kalvin McRae	2006
	98	Michael Braunstein	2007
7.	95	Matt Weller	2009
8.	88	Kareem Wilson	1996
9.	78	Kareem Wilson	1998
	78	Josiah Yazdani	2014

Career

1.	409	Matt Weller	2009-12
2.	302	Kareem Wilson	1995-98
3.	296	Kalvin McRae	2004-07
4.	229	Kevin Kerr	1999-02
5.	184	Chad Brinker	1999-02
6.	176	Steveland Hookfin	1995-98
	176	Steve Green	1976-79
8.	162	Bob Houmard	1966-68
9.	160	Gary Homer	1972-75
	160	Josiah Yazdani	2013-Present

Most Touchdowns Scored

Game


1.	4	Beau Blankenship vs. ULM	2012
	4	Kalvin McRae vs. Louis.-Laf.	2007
	4	Chad Brinker vs. E. Michigan	2002
	4	Kareem Wilson vs. Bowling Green	1996
	4	Tim Curtis vs. Kent St.	1991
	4	Andy Vetter vs. N. Illinois	1976
	4	Dick Conley vs. Marshall	1966
	4	Jim Albert vs. W. Michigan	1963

Season

1.	20	Kalvin McRae	2007
2.	19	Bob Houmard	1968
3.	16	Beau Blankenship	2012
	16	Kalvin McRae	2006
5.	14	Kareem Wilson	1996
6.	13	Kareem Wilson	1998
	13	Andy Vetter	1976
8.	12	LaVon Brazill	2011
	12	Chad Brinker	2000
	12	Kareem Wilson	1997
	12	Dave Juenger	1971

Career

1.	49	Kalvin McRae	2004-07
	49	Kareem Wilson	1995-98
3.	30	Chad Brinker	1999-02
4.	29	Steveland Hookfin	1995-98
5.	27	Bob Houmard	1966-68
6.	25	Beau Blankenship	2011-13
	25	Andy Vetter	1974-77
8.	23	LaVon Brazill	2007-11
9.	22	Dave Juenger	1970-72
10.	21	Donte' Foster	2010-13
	21	Raynald Ray	1997-00



Kevin Kerr's (right) 229 career points rank fourth all-time at Ohio and are the second most ever by a Bobcat kicker. Andy Vetter (right) accounted for a school-record seven touchdowns against Northern Illinois in 1976. Vetter ran for four scores and passed for three more.

Most Touchdowns Responsible For

Game

1.	7	Andy Vetter vs. Northern Illinois	1976
		(4 rushing, 3 passing)	
2.	5	Theo Scott vs. Temple	2009
		(3 passing, 2 rushing)	
	5	Boo Jackson vs. Akron	2008
		(5 passing)	
4.	4	Several Times	
		Last time: Tyler Tettleton	
		vs. Temple	2011
		(3 passing, 1 rushing)	

Season

1.	38	Tyler Tettleton	2011
2.	26	Boo Jackson	2010
3.	23	Theo Scott	2009
4.	22	Tyler Tettleton	2012
	22	Cleve Bryant	1968
6.	21	Tyler Tettleton	2013
	21	Boo Jackson	2008
	21	Kareem Wilson	1996
	21	Andy Vetter	1977
10.	20	Kalvin McRae	2007
	20	Andy Vetter	1976
	20	Dave Juenger	1971

Career

1.	82	Tyler Tettleton	2009-13
2.	66	Kareem Wilson	1995-98
3.	49	Kalvin McRae	2004-07
	49	Cleve Bryant	1967-69
5.	47	Boo Jackson	2008-2010
6.	44	Andy Vetter	1974-77
7.	41	Sammy Shon	1978-81
8.	33	Chad Brinker	1999-02
9.	31	Anthony Thornton	1987-90
	31	Dave Juenger	1970-72

Most Field Goals

Game

1.	5	Matt Weller vs. Bowling Green	2011
2.	4	Barrett Way vs. Kent State	2008
	4	Michael Braunstein vs. Wyoming	2007
4.	3	30 Times	
		Last: Josiah Yazdani vs. Buffalo	2014

Season

1.	25	Matt Weller	2011
2.	23	Matt Weller	2012
3.	21	Matt Weller	2009
4.	20	Michael Braunstein	2007
5.	17	Josiah Yazdani	2014
6.	14	Josiah Yazdani	2013
	14	Mike Fultz	1987
8.	13	Barrett Way	2008
	13	Matt Lasher	2006
9.	12	Kevin Kerr	2000
	12	Steve Green	1979

Career

1.	79	Matt Weller	2009-12
2.	38	Kevin Kerr	1999-02
3.	31	Josiah Yazdani	2013-Present
4.	28	Steve Green	1976-79
	28	Gary Homer	1972-75
6.	25	Jeff Marchant	1990-93
	25	Chris Judge	1984-86
	25	Ron Harter	1980-83
9.	21	Brian Huston	1995-98
10.	20	Michael Braunstein	2007
	20	Jim Delverne	1988-89

OHIO SCORING RECORDS

Most Field Goals Attempted

Game	Player	Year
1.	6 Matt Weller vs. Norfolk State	2012
2.	5 Matt Weller vs. Ball State	2009
5.	Michael Braunstein vs. Temple	2007
5.	Gary Homer vs. Kent St.	1975
5.	Matt Weller vs. Bowling Green	2011
6.	4 Matt Weller vs. Tennessee	2009
4.	Barrett Way vs. VMI	2008
4.	Barrett Way vs. Kent State	2008
4.	Michael Braunstein vs. Wyo.	2007
4.	Mike Fultz vs. Miami	1987
4.	Josiah Yazdani vs. Idaho	2014

Season

1.	34 Matt Weller	2011
2.	31 Matt Weller	2012
3.	29 Matt Weller	2009
4.	26 Josiah Yazdani	2014
5.	24 Michael Braunstein	2007
6.	23 Gary Homer	1975
7.	19 Barrett Way	2008
8.	18 Matt Lahser	2006
18.	Kevin Kerr	2000
18.	Mike Fultz	1987
11.	16 Kevin Kerr	2002
16.	Ron Harter	1982

Career

1.	108 Matt Weller	2009-12
2.	60 Gary Homer	1972-75
3.	59 Kevin Kerr	1999-02
4.	48 Steve Green	1976-79
5.	44 Ron Harter	1980-83
6.	42 Jeff Marchant	1990-93
7.	41 Josiah Yazdani	2013-Present
8.	35 Brian Huston	1995-98
35.	Chris Judge	1984-86
10.	28 Jim Delverne	1988-89

Highest Field Goal Percentage

Season (min. 10 attempts)	Player	Year
1.	93.3 (14-15)	Josiah Yazdani 2013
2.	84.6 (11-13)	Jim Delverne 1989
3.	83.3 (20-24)	Michael Braunstein 2007
4.	81.8 (9-11)	Ron Harter 1981
5.	78.6 (11-14)	Matt Weller 2010
6.	77.8 (14-18)	Mike Fultz 1987
7.	75.0 (12-16)	Steve Green 1979
75.0 (9-12)	Chris Judge 1984	
9.	74.2 (23-31)	Matt Weller 2012
10.	74.1 (20-27)	Matt Weller 2009

Career (min. 15 attempts)

1.	83.3 (20-24)	Michael Braunstein 2007
2.	75.61 (31-41)	Josiah Yazdani 2013-present
3.	74.1 (80-108)	Matt Weller 2009-12
4.	72.2 (13-18)	Matt Lasher 2005-06
5.	71.4 (25-35)	Chris Judge 1984-86
71.4 (20-28)	Jim Delverne 1988-89	
71.4 (20-28)	Mike Fultz 1984-87	
8.	68.4(13-19)	Barrett Way 2008
9.	66.7 (12-18)	Scott Roberts 1993-95
10.	64.4 (38-59)	Kevin Kerr 1999-02

Consecutive Field Goals Made

1.	14 Josiah Yazdani	2013
2.	12 Michael Braunstein	2007
3.	10 Matt Lasher	2006
4.	8 Matt Weller	2009
8.	Mike Fultz	1987
8.	Barrett Way	2008

Longest Field Goal

Season	Player	Year
1.	57 Gary Homer vs. Penn St.	1973
2.	56 Brian Huston vs. Bowling Green	1997
3.	55 Kevin Kerr vs. Toledo	2001
55.	Kevin Kerr vs. Miami	1999
5.	54 Mike Fultz vs. E. Michigan	1987
6.	53 Kevin Kerr vs. Marshall	1999
53.	Ron Harter vs. C. Michigan	1982
8.	52 Matt Weller vs. Ball State	2009
52.	Jim McKee vs. Miami	1962
10.	51 Matt Weller at Kent State	2010
51.	Kevin Kerr vs. Akron	2001

Most PAT Kicks Made

Season	Player	Year
1.	49 Matt Weller	2012
2.	48 Matt Weller	2011
3.	46 Bill Pataki	1968
4.	40 Matt Weller	2010
5.	39 Kevin Kerr	2000
6.	38 Michael Braunstein	2007
7.	32 Matt Weller	2009
32.	Barrett Way	2008
32.	Steve Green	1976
10.	31 Kevin Kerr	2002
31.	Brian Huston	1998

Career

1.	120 Matt Weller	2009-12
2.	115 Kevin Kerr	1999-02
3.	99 Bill Pataki	1966-68
4.	92 Steve Green	1976-79
5.	76 Gary Homer	1972-75
6.	65 Brian Huston	1995-98
7.	57 Josiah Yazdani	2013-Present
8.	55 Ron Harter	1980-83
9.	44 Bill Bevan	1950-52
10.	38 Jim Kensinger	1969-70

Most PAT Kicks Attempted

Season	Player	Year
1.	53 Bill Pataki	1968
2.	49 Matt Weller	2012
49.	Matt Weller	2011
4.	44 Matt Weller	2010
5.	42 Kevin Kerr	2000
6.	38 Michael Braunstein	2007
7.	36 Kevin Kerr	2002
8.	36 Matt Weller	2009
9.	35 Barrett Way	2008
10.	32 Matt Lasher	2006
32.	Greg DiMarino	2003

Career

1.	178 Matt Weller	2009-12
2.	129 Kevin Kerr	1999-02
3.	94 Steve Green	1976-79
4.	84 Gary Homer	1972-75
5.	79 Bill Pataki	1966-68
6.	69 Brian Huston	1995-98
7.	66 Ron Harter	1980-83
8.	58 Bill Bevan	1950-52
9.	57 Josiah Yazdani	2013-Present
10.	44 Jim McKee	1960-62



Place kicker Matt Weller set six single season school records as a junior in 2011. He also holds three career records.

Highest PAT Percentage

Season (min. 10 attempts)	Player	Year
1.	100.0 (30-30)	Josiah Yazdani 2013
100.0 (27-27)	Josiah Yazdani	2014
100.0 (10-10)	Matt Yazdani	2013
100.0 (49-49)	Matt Weller	2012
100.0 (38-38)	Michael Braunstein	2007
100.0 (32-32)	Steve Green	1976
100.0 (18-18)	Jim Delverne	1988
100.0 (17-17)	Gary Homer	1973
100.0 (11-11)	Mike Fultz	1987
100.0 (11-11)	Steve Green	1978

Career (min. 25 attempts)

1.	100.0 (57-57)	Josiah Yazdani 2013-present
100.0 (38-38)	Michael Braunstein	2007
3.97.9 (92-94)	Steve Green	1976-79
4.95.0 (38-40)	Jim Kensinger	1969-70
5.94.9 (169-178)	Matt Weller	2009-12
6.94.2 (65-69)	Brian Huston	1995-98
7.94.1 (32-34)	Jim Delverne	1988-89
8.91.4 (32-35)	Barrett Way	2008
9.90.9 (30-33)	Chris Judge	1984-86
10.90.6 (29-32)	Matt Lasher	2005-06

OHIO PUNTING RECORDS

Most Punts

Season

1.	84	Matthew Miller	2005
2.	82	Brad Wojick	1993
3.	77	Matt Lasher	2006
4.	74	Steve Green	1978
5.	72	Mike Fultz	1986
	72	Art McCormick	1985
7.	70	Paul Hamilton	1995
	70	David Hoyng	1992
9.	67	Matthew Miller	2004
10.	65	Jon Beier	1996

Career

1.	238	Art McCormick	1982-85
2.	207	Dave Zastudil	1998-01
3.	203	Matthew Miller	2002-05
4.	183	Steve Green	1976-79
5.	176	Mike Green	1973-75
6.	160	Matt Schulte	2007-present
7.	148	Andy Grombacher	1988-91
8.	130	David Hoyng	1989-92
9.	127	Paul Hamilton	1994-95
10.	118	Paul Hershey	2008-11
	118	Jon Beier	1995-97



All-America punter Dave Zastudil owns the top three punting average games and seasons in Ohio history. He is the only player in Mid-American Conference history to lead the league in punting four times.

Most Punting Yards

Season

1.	3,245	Matthew Miller	2005
2.	3,055	Matt Lasher	2006
3.	3,022	Brad Wojick	1993
4.	2,925	Art McCormick	1985
5.	2,908	Steve Green	1978
6.	2,840	Matthew Miller	2004
7.	2,770	Mike Fultz	1986
8.	2,689	Paul Hamilton	1995
9.	2,595	Dave Zastudil	1999
10.	2,593	David Hoyng	1992

Career

1.	9,225	Dave Zastudil	1998-01
2.	9,082	Art McCormick	1982-85
3.	8,155	Matthew Miller	2002-05
4.	7,069	Steve Green	1976-79
5.	7,026	Mike Green	1973-75
6.	5,984	Matt Schulte	2007-2009
7.	5,392	Andy Grombacher	1988-91
8.	4,873	David Hoyng	1989-92
9.	4,862	Paul Hamilton	1994-95
10.	4,757	Paul Hershey	2008-11

Highest Punting Average

Game (min. 4 punts)

1.	56.5	Dave Zastudil vs. Buffalo	1999
2.	55.0	Dave Zastudil vs. C. Michigan	2001
3.	53.5	Dave Zastudil vs. Akron	1998
4.	53.3	Paul Hershey vs. Temple	2011
5.	52.2	Dave Zastudil vs. N. Illinois	1999
6.	51.2	Mike Green vs. Bowling Green	1975
7.	51.0	Paul Hershey vs. NMSU	2011
	51.0	Paul Hershey vs. Bowling Green	2010
9.	50.6	Dave Zastudil vs. Marshall	2001
10.	50.0	Paul Hershey vs. Utah State	2011


Season (min. 20 punts)

1.	45.60	Dave Zastudil	2001
2.	45.32	Dave Zastudil	1998
3.	44.34	Dave Zastudil	2000
4.	43.25	Dave Zastudil	1999
5.	42.94	Dave Green	1971
6.	42.39	Matthew Miller	2004
7.	41.78	Mike Green	1975
8.	41.75	Mitch Bonnstetter	2014
9.	41.45	Mike Green	1973
10.	41.05	Kevin Kerr	2002

Career (min. 100 punts)

1.	*44.57	Dave Zastudil	1998-01
2.	40.30	Paul Hershey	2008-11
3.	40.17	Matthew Miller	2002-05
4.	39.92	Mike Green	1973-75
5.	38.63	Steve Green	1976-79
6.	38.28	Paul Hamilton	1994-95
7.	38.18	Jon Beier	1995-97
8.	38.16	Art McCormick	1982-85
9.	37.48	David Hoyng	1989-92
10.	37.40	Matt Schulte	2007-2009

*MAC Record; Ranks tied for eighth in NCAA history among players with 150-249 career punts.



Art McCormick (top) is the Bobcats' all-time leader in career punts with 238 from 1982-85. Matthew Miller (bottom) was an honorable mention All-MAC choice in 2005 after setting school records with 84 punts and 2,245 yards.

OHIO PUNT RETURN RECORDS

Most Punt Returns

Game

- 7 Damion Maxwell vs. Bowling Green 1996
- 7 Sherman McBride vs. E. Michigan 1980
- 7 Dick Phillips vs. Western Reserve 1950
- 7 Chris Stefan vs. Bowling Green 1948
- 6 LaVon Brazill vs. Miami 2009
- 6 Chris Garrett vs. Buffalo 2006
- 6 Shawn Bonner vs. N. Illinois 1984
- 6 Todd Snyder vs. William & Mary 1968
- 5 Several Times
- Last: Travis Carrie vs. Austin Peay 2013

Season

- 33 Raynald Ray 2000
- 29 Sherman McBride 1980
- 28 Raynald Ray 1999
- 27 Stafford Owens 2002
- 27 Jim Givens 1978
- 27 Rick Hawkins 1971
- 26 LaVon Brazill 2009
- 26 Chris Garrett 2006
- 26 Shawn Bonner 1985
- 25 Ryan Clark 2012
- 25 LaVon Brazill 2011
- 25 Damion Maxwell 1996
- 25 Shawn Bonner 1984

Career

- 70 Sherman McBride 1980-83
- 64 Stafford Owens 2001-04
- 64 Raynald Ray 1997-00
- 63 LaVon Brazill 2007-11
- 63 Shawn Bonner 1983-86
- 60 Courtney Burton 1990-93
- 57 Dion Byrum 2002-05
- 56 Travis Carrie 2008-13
- 54 Larry Hargrove 1987-89
- 52 Jim Givens 1976-78



Stafford Owens is the Bobcats' all-time leader with 713 punt return yards and three punt returns for touchdowns. Owens is one of four Ohio players to average at least 11 yards per return on a minimum of 25 attempts.

Most Punt Return Yards

Game

- 153 Dick Phillips vs. Western Reserve 1950
- 116 Travis Carrie at EMU 2013
- 109 Stafford Owens vs. Akron 2004
- 108 Larry Hargrove vs. Kent St. 1989
- 102 Bob Anderson vs. West Texas St. 1964
- 101 Larry Hargrove vs. Bowling Green 1989
- 100 Larry Hargrove vs. Ball St. 1988
- 100 Dick Phillips vs. Butler 1950
- 99 LaVon Brazill vs. NIU 2009
- 97 Chris Garrett vs. W. Michigan 2006

Season

- 396 Raynald Ray 2000
- 378 Chris Garrett 2006
- 373 Dick Phillips 1950
- 350 LaVon Brazill 2009
- 312 Larry Hargrove 1989
- 282 Courtney Burton 1992
- 271 Stafford Owens 2002
- 267 Travis Carrie 2013
- 266 Larry Hargrove 1988
- 265 Raynald Ray 1999
- 265 Shawn Bonner 1984

Career

- 713 Stafford Owens 2001-04
- 699 Raynald Ray 1997-00
- 668 LaVon Brazill 2007-11
- 659 Travis Carrie 2008-13
- 646 Dick Phillips 1950-52
- 629 Larry Hargrove 1987-89
- 540 Shawn Bonner 1983-85
- 521 Courtney Burton 1990-93
- 471 Dion Byrum 2002-05
- 450 Chris Garrett 2006-09

Highest Punt Return Average

Game (min. 3 returns)

- 34.00 Bob Anderson vs. West Texas St. 1964
- 33.67 Larry Hargrove vs. Bowling Green 1989
- 33.33 Larry Hargrove vs. Ball St. 1988
- 30.00 Chris Garrett vs. Rutgers 2006
- 28.33 LaVon Brazill vs. Kent State 2009
- 27.25 Stafford Owens vs. Akron 2004
- 27.00 Larry Hargrove vs. Kent St. 1989
- 24.75 LaVon Brazill vs. NIU 2009
- 24.00 Stafford Owens vs. E. Michigan 2002
- 23.70 Mike Schott vs. Cincinnati 1969

Season (min. 10 returns)

- 20.72 Dick Phillips 1950
- 18.35 Larry Hargrove 1989
- 16.45 LaVon Brazill 2008
- 15.60 Ryan Clark 2012
- 14.54 Chris Garrett 2006
- 13.64 Bob Anderson 1964
- 13.46 LaVon Brazill 2009
- 12.70 Travis Carrie 2013
- 12.26 Courtney Burton 1992
- 12.17 Mike Schott 1969

Career (min. 25 returns)

- 14.35 LaVon Brazill 2007-11
- 13.74 Dick Phillips 1950-52
- 11.80 Travis Carrie 2008-13
- 11.65 Larry Hargrove 1987-89
- 11.14 Stafford Owens 2000-04
- 10.92 Raynald Ray 1997-00
- 10.82 John Dickason 1958-60
- 10.77 Bob Anderson 1963-65
- 10.60 LaVon Brazill 2007-11
- 10.27 Chris Garrett 2006-09

Most Punt Return Touchdowns

Game

- 1 Several Times
- Last: Travis Carrie vs. NMSU 2011

Season

- 3 LaVon Brazill 2009
- 2 Stafford Owens 2004
- 2 Larry Hargrove 1989

Career

- 4 LaVon Brazill 2007-11
- 3 Stafford Owens 2000-04
- 3 Larry Hargrove 1987-89
- 2 Dick Phillips 1950-52

Longest Punt Return

- 91 (TD) LaVon Brazill vs. NIU 2009
- 88 (TD) Chris Garrett vs. W. Michigan 2006
- 87 (TD) LaVon Brazill vs. Kent State 2009
- 87 (TD) Larry Grimes vs. Marshall 1986
- 85 (TD) Bob Anderson vs. West Texas St. 1964
- 83 (TD) Larry Hargrove vs. Kent St. 1989
- 81 (TD) Stafford Owens vs. Akron 2004
- 81 (TD) Shawn Bonner vs. W. Michigan 1984
- 80 (TD) Dick Phillips vs. Butler 1950
- 79 Travis Carrie at EMU 2013



All-America cornerback Dion Byrum was also one of the most prolific punt returners in Ohio history. He ranks eighth all-time with 471 yards and his 8.26 yards-per-return average ranks fifth in the Bobcat record book.

OHIO KICKOFF RETURN RECORDS

Most Kick Returns

Game

1.	8	Donte Harden vs. Troy	2010
2.	7	Joshua Abrams vs. Akron	2007
	7	Dion Byrum vs. Buffalo	2002
	7	Dion Byrum vs. Bowling Green	2002
	7	Kahieem Maxwell vs. E. Carolina	1996
	7	Casey Gayle vs. N. Carolina	1993
7.	6	Seven Times	
		Last: Chris Garrett vs. Tennessee	2009

Season

1.	43	Keith Crawford	1986
2.	35	Keith Crawford	1985
3.	34	Wayne Clements	1991
	34	Andrew Greer	1988
5.	28	Andrew Greer	1989
	28	Nigel Turpin	1977
7.	27	Courtney Burton	1993
	27	Sherman McBride	1981
9.	26	Joshua Abrams	2007
	26	Dion Byrum	

Career

1.	91	Keith Crawford	1985-87
2.	82	Chris Garrett	2006-09
3.	70	Sherman McBride	1980-83
4.	68	Jason Caesar	1999, 2001-02
5.	64	Scott Mayle	2002-06
6.	62	Donte' Harden	2007-11
	62	Andrew Greer	1988-89
8.	60	Hank Ray	1993-96
9.	58	Dion Byrum	2002-05
10.	56	Daz' Patterson	2012-Present



Chris Garrett's 221 kickoff return yards against Tennessee back in 2009 still stands as an Ohio University football record. In Ohio's matchup against the Volunteers, Garrett posted a 95-yard kickoff return for a touchdown which tied the score at seven in the first half.

Most Kick Return Yards

Game

1.	221	Chris Garrett vs. Tennessee	2009
2.	196	Joshua Abrams vs. Miami	2007
3.	185	Courtney Burton vs. Miami	1992
4.	178	Sean Williams vs. E. Carolina	1996
5.	173	Joshua Abrams vs. Akron	2007
6.	170	Casey Gayle vs. N. Carolina	1993
7.	168	Kahieem Maxwell vs. W. Michigan	1998
8.	161	Donte Harden vs. Troy	2010
9.	157	Wayne Clements vs. Bowling Green	1991
10.	151	Dion Byrum vs. Buffalo	2002

Season

1.	890	Keith Crawford	1986
2.	810	Andrew Greer	1988
3.	791	Wayne Clements	1991
4.	731	Keith Crawford	1985
5.	703	Chris Garrett	2009
6.	683	Joshua Abrams	2007
7.	638	Andrew Greer	1989
8.	620	Donte' Harden	2011
9.	618	Chris Garrett	2008
10.	614	Chris Garrett	2007

Career

1.	2,185	Chris Garrett	2006-09
2.	1,843	Keith Crawford	1985-87
3.	1,448	Andrew Greer	1988-89
4.	1,422	Scott Mayle	2002-06
5.	1,405	Donte' Harden	2007-11
6.	1,384	Jason Caesar	1999-02
7.	1,375	Sherman McBride	1980-83
8.	1,284	Hank Ray	1993-96
9.	1,267	Daz' Patterson	2013-Present
10.	1,195	Dion Byrum	2002-05

Highest Kick Return Average

Game (min. 3 returns)

1.	60.0	Chris Garrett vs. Akron	2008
2.	57.6	Joshua Abrams vs. Akron	2007
3.	56.0	Kahieem Maxwell vs. W. Michigan	1998
	56.0	Donte' Harden vs. Wyoming	2008
5.	55.0	L.J. Flintall vs. VMI	2008
6.	49.0	Joshua Abrams vs. Miami	2007
7.	48.3	Joshua Abrams vs. Wyoming	2007
8.	42.0	Daz' Patterson vs. Buffalo	2012
9.	39.3	Vince Davidson vs. Bowling Green	2007
10.	36.8	Chris Garrett vs. Tennessee	2009

Season (min. 10 returns)

1.	30.07	Bob Allen	1971
2.	28.30	L.J. Flintall	2008
3.	27.24	Scott Mayle	2005
4.	27.10	Dave LeVeck	1968
5.	27.04	Chris Garrett	2009
6.	26.86	Chris Garrett	2008
7.	26.70	Chris Garrett	2007
8.	26.40	Courtney Burton	1992
9.	26.39	Sean Williams	1997
10.	26.30	Joshua Abrams	2007

Career (min. 25 returns)

1.	26.65	Chris Garrett	2006-09
2.	25.90	Joshua Abrams	2004-07
3.	25.09	Bob Allen	1969-71
4.	24.44	Sean Williams	1995-97
5.	23.35	Andrew Greer	1988-89
6.	23.06	Courtney Burton	1990-93
7.	22.70	Donte' Harden	2007-11
8.	22.63	Daz' Patterson	2012-Present
9.	22.22	Scott Mayle	2002-06
10.	21.40	Hank Ray	1993-96

Most Kick Return Touchdowns

Game & Season

1.	1	Several Times	
		Last:	
		Kylan Nelson at Miami	2014
		Daz' Patterson vs. Buffalo	2012
		Chris Garrett vs. Tennessee	2009
		Donte Harden at Wyoming	2008
		L.J. Flintall vs. VMI	2008

Career

1.	3	Chris Garrett	2006-09
2.	1	Several Times	
		Last: Daz' Patterson	2012-Present

Longest Kick Return

1.	100 (TD)	Daz' Patterson vs. Buffalo	2012
	100 (TD)	Donte Harden at Wyoming	2008
3.	99 (TD)	Kahieem Maxwell vs. W. Michigan	1998
4.	97 (TD)	Chris Garrett vs. Akron	2008
	97 (TD)	L.J. Flintall vs. VMI	2008
6.	95 (TD)	Chris Garrett vs. Tennessee	2009
7.	94 (TD)	Chris Garrett vs. Wyoming	2007
	94	Jerry France vs. Bowling Green	1964
9.	93 (TD)	Joshua Abrams vs. Miami	2007
10.	90 (TD)	Erland Ahlberg vs. Toledo	1955

*Tangerine Bowl



Kahieem Maxwell returned a kickoff 99 yards for a touchdown against Western Michigan in 1998.



DEFENSIVE RECORDS

Most Total Tackles

Game

1.	23	Benny King vs. Ball St.	1993
2.	22	Benny King vs. Akron	1993
3.	21	Jabaar Thompson vs. Utah St.	1994
4.	20	Jabaar Thompson vs. Akron	1993
5.	19	Chris London vs. Akron	2000
	19	Benny King vs. Bowling Green	1993
7.	18	Jabaar Thompson vs. E. Michigan	1994
	18	Jabaar Thompson vs. Kent St.	1993
9.	17	Noah Keller vs. Marshall*	2009
	17	Matt Muncy vs. Northwestern	2005
	17	Shawn Murphy vs. Bowling Green	2001
	17	Jabaar Thompson vs. Akron	1994

* Little Caesars Pizza Bowl

Season (Since 1975)

1.	177	David Terry	1988
2.	171	Mike Mangen	1983
3.	169	Jack LeVeck	1971
4.	159	Jabaar Thompson	1994
	159	David Terry	1989
	159	Frank Komar	1980
7.	158	Benny King	1993
8.	155	Noah Keller	2009
9.	154	Bill Garrett	1988
	154	Brian Mays	1985

Career (since 1975)

1.	513	Mike Mangen	1981-84
2.	462	Benny King	1992-95
3.	458	Brian Mays	1982-85
4.	450	Bill Garrett	1986-89
5.	447	Jabaar Thompson	1992-95
6.	438	Noah Keller	2007-11
7.	418	Tedd Lucas	1976-79
8.	404	Doug Mangen	1984-87
9.	388	Scott Zele	1990-92
10.	350	Steve Groves	1975-76, 78

Most Solo Tackles

Season (since 1975)

1.	106	David Terry	1988
2.	91	Bill Garrett	1988
3.	78	Dennis Fitzgerald	1997
4.	77	Matt Muncy	2005
5.	73	Chris London	1999
	73	Doug Mangen	1985
7.	72	Dennis Fitzgerald	1996
8.	71	Benny King	1995
9.	70	Joe Sellers	2001
	70	Damiso Johnson	1995

Career (since 1975)

1.	205	Bill Garrett	1986-89
2.	203	Matt Muncy	2003-06
3.	198	Brian Mays	1982-85
4.	192	Mike Mangen	1981-84
5.	188	Doug Mangen	1984-87
6.	186	Dennis Fitzgerald	1995-97
7.	185	Chris London	1998-01
8.	183	Tom Carder	1995-98
9.	180	Mark Stubbs	1995-98
10.	178	Noah Keller	2007-11



Matt Muncy, a two-time first-team All-MAC choice at linebacker, finished his career in 2006 ranked second in school history with 203 solo tackles. Muncy also is fourth in the Bobcat record book with 39.5 tackles for loss, including 17.0 in his senior season.

Most Assisted Tackles

Season (since 1975)

1.	131	David Terry	1989
2.	122	Scott Zele	1992
3.	119	Benny King	1993
4.	117	John Gamble	1980
5.	116	Mike Mangen	1983
	116	Frank Komar	1980
	116	Steve Groves	1976
8.	104	Jabaar Thompson	1993
9.	102	Jabaar Thompson	1994
	102	Scott Zele	1991

Career (since 1975)

1.	321	Mike Mangen	1981-84
2.	297	Benny King	1992-95
3.	294	Jabaar Thompson	1992-95
4.	277	Tedd Lucas	1976-79
5.	265	Scott Zele	1990-92
6.	260	Noah Keller	2007-11
	260	Brian Mays	1982-85
8.	247	Steve Groves	1975-76, 78
9.	245	Bill Garrett	1986-89
10.	225	Frank Komar	1979-81

Most Tackles for Loss

Game

1.	6.0	Mario Daniel vs. Ball St.	1996
2.	5.0	Dennis Chukwuemeka vs. Pittsburgh	2002
	5.0	Andre Parker vs. Iowa St.	2000
4.	4.0	Ernie Hodge vs. Kent State	2006
	4.0	Rob Stover vs. UCF	2004
	4.0	Rob Stover vs. SE Missouri	2003
	4.0	Rob Stover vs. Akron	2002
8.	3.5	Neal Huynh vs. UMass	2012
	3.5	Dak Notestine vs. BGSU	2009
	3.5	Kevin Carberry vs. Akron	2003
	3.5	Jason Carthen vs. E. Michigan	1992
	3.5	Landon Cohen vs. Kent St.	2006
	3.5	Jameson Hartke vs. C. Michigan	2006

Season (since 1975)

1.	24.0	Jason Carthen	1992
2.	18.0	Frank Komar	1980
3.	17.0	Matt Muncy	2006
	17.0	Jason Carthen	1991
5.	16.0	Matt Weikert	2000
	16.0	Mario Daniel	1996
	16.0	Benny King	1995
	16.0	Doug Mangen	1987
9.	15.0	Henry Jontony	1980
10.	14.0	Landon Cohen	2006
	14.0	Rob Stover	2003
	14.0	Andre Jackson	1996
	14.0	Benny King	1993

Career (since 1975)

1.	44.0	Jason Carthen	1990-92
2.	40.0	Benny King	1992-95
	40.0	Doug Mangen	1984-87
4.	39.5	Landon Cohen	2004-07
	39.5	Matt Muncy	2003-06
6.	34.0	Rob Stover	2002-04
7.	33.0	Frank Komar	1979-81
8.	31.0	Steve Groves	1975-76, 78
9.	30.5	Jameson Hartke	2005-2008
10.	29.0	Leigh Barbour	1996-99
	29.0	John Kraus	1996-99
	29.0	Andre Jackson	

OHIO DEFENSIVE RECORDS



Tremayne Scott tallied a pair of sacks, recorded five tackles (four solo) and collected his first career interception in Ohio's 45-14 win over Louisiana-Monroe in the Independence Bowl.

Most Sacks

Game	Player	Year
1. 3.0	Nic Barber vs. New Mexico St.	2011
3.0	Stafford Gatling vs. Louisiana	2010
3.0	Dak Notestine vs. BGSU	2009
3.0	Mario Daniel vs. Ball St.	1996
3.0	Bobby Holloway vs. Hawaii	1996
3.0	Andre Jackson vs. Toledo	1996
7. 2.5	Ty Branz at Akron	2013
2.5	Kevin Carberry vs. Akron	2003
8. 2.0	Several Times	

Last: Quentin Poling at Kentucky 2014

Season (since 1975)

1. 9.0	Jason Carthen	1992
2. 8.0	Mario Daniel	1996
8.0	Jason Carthen	1991
8.0	Tom Kutz	1987
5. 7.5	Tarell Basham	2013
7.5	Jameson Hartke	2006
7. 7.0	Rahim Slaise	1998
7.0	Andre Jackson	1997
7.0	John Guznik	1985
10. 6.5	Dak Notestine	2009
6.5	Stafford Gatling	2010

Career (since 1975)

1. 19.0	Andre Jackson	1995-97
2. 17.5	Jameson Hartke	2005-2008
3. 17.0	Jason Carthen	1990-92
4. 14.0	Leigh Barbour	1996-99
14.0	Rahim Slaise	1996-98
6. 13.0	John Kraus	1996-99
7. 12.5	Tarell Basham	2013-Present
8. 12.0	Ed Shy	1986-89
9. 11.5	Matt Muncy	2003-06
10. 11.0	Art Adams	1998-01

Most Interceptions

Game	Player	Year
1. 3	Tevell Jones vs. Bowling Green	1997
3	Roger Smith vs. Marshall	1987
3	Eric Edwards vs. Richmond	1982
3	Joe Callan vs. Cincinnati	1979
3	Joe Callan vs. E. Michigan	1979
3	Joe Callan vs. N. Illinois	1976
3	Bill Frederick vs. Morris Harvey	1953
3	Paul Winemiller vs. Kent St.	1949
3	Pat Connelly vs. Butler	1948
3	Quentin Poling vs. Idaho	2014

Season

1. *9	Joe Callan	1979
2. 7	Tevell Jones	1997
7	John Dickason	1960
7	Jim McKenna	1949
5. 6	Gerald Moore	2009
6	Dion Byrum	2005
6	Bop White	2002
6	Tom Ascani	1952
9. 5	Eight Times	
Last:	Donovan Fletcher	2010

*led nation

Career

1. 18	Joe Callan	1975-79
2. 17	Bop White	1999-02
3. 13	Bert Dampier	1970-72
13	T.J. Wright	2003-06
5. 12	Mike Schott	1967-69
6. 11	Tevell Jones,	1994-97
11	Bill Mitchell	1968-70
11	Bill Frederick	1952-54
11	Jim McKenna	1947-49
10. 10	Dion Byrum	2002-05
10	Vincent Short	1977-80

Most Interception Return Yards

Game	Player	Year
1. 123	Dion Byrum vs. Pittsburgh	2005

Season

1. 173	John Dickason	1960
2. 153	Dion Byrum	2005
3. 141	Tevell Jones	1996
4. 119	T.J. Wright	2003
5. 116	Bert Dampier	1971
6. 110	Joseph Callan	1979
7. 109	Tim Pringle	1988
8. 103	Travis Carrie	2013
9. 100	Julian Posey	2009
10. 95	Jim Albert	1963

Career

1. 247	Bert Dampier	1970-72
2. 190	Travis Carrie	2008-13
3. 179	Joe Callan	1975-79
4. 177	Tevell Jones	1996-97
5. 173	John Dickason	1960
6. 172	T.J. Wright	2003-06
7. 166	Jim Albert	1961-63
8. 162	Dion Byrum	2002-05
9. 140	Mike Schott	1967-69
140	Michael Mitchell	2005-08

Most Interceptions Returned for Touchdowns

Game	Player	Year
1. 2	Dion Byrum vs. Pittsburgh	2005
2. 1	Several Times	
Last:	Jovon Johnson vs. UNT	2013
Season		
1. 2	Dion Byrum	2005
2. 1	Several Times	
Last:	Jovon Johnson	2013
Career		
1. 2	Dion Byrum	2002-05
2. 1	Several Players	

Most Pass Break-Ups

Season	Player	Year
1. 18	T.J. Wright	2006
2. 16	Mark Parson	2006
3. 13	Devin Bass	2013
13	Travis Carrie	2011
13	Dion Byrum	2003
13	Chip Cox	2002
7. 12	Chip Cox	2003
12	Ian Wells	2014
8. 11	T.J. Wright	2003
11	Bop White	1999

Career

1. 44	T.J. Wright	2003-06
2. 34	Bop White	1999-02
3. 31	Mark Parson	2005-2008
4. 30	Devin Bass	2012-Present
5. 29	Dion Byrum	2002-05
29	Chip Cox	2001-04
7. 25	Travis Carrie	2008-2013
8. 22	Ian Wells	2011-Present
9. 16	Josh Kristoff	2011-2014
10. 15	Todd Koenig	2004-07

Most Passes Defended (INT + PBU)

Season	Player	Year
1. 22	T.J. Wright	2006
2. 17	Devin Bass	2013
17	Travis Carrie	2011
17	Mark Parson	2006
5. 16	Bop White	1999
6. 15	Dion Byrum	2003
15	Chip Cox	2002
15	Tevell Jones	1996
9. 14	T.J. Wright	2003
10. 13	Chip Cox	2003
13	Bop White	2001

Career

1. 57	T.J. Wright	2003-06
2. 51	Bop White	1999-02
3. 39	Dion Byrum	2002-05
4. 36	Travis Carrie	2008-13
36	Mark Parson	2005-2008
6. 34	Devin Bass	2012-Present
7. 33	Chip Cox	2001-04
8. 22	Tevell Jones	1994, 96-97
22	Ian Wells	2011-Present
10. 19	Josh Kristoff	2011-2014

Longest Interception Return

Game	Player	Year
1. 95	Jim Albert vs. W. Michigan	1963
2. 88	Bob Short vs. Western Reserve	1950
3. 85	Dion Byrum vs. Pittsburgh	2005
4. 84	Steve Robinson vs. Kent St.	1967
5. 81	Travis Carrie vs. BGSU	2011



LAST TIME THE BOBCATS ...

Individual

INDIVIDUAL OFFENSE

Passed for 250-299 yards **Derrius Vick (262) at Kent State, 2014**
Passed for 300-349 yards **JD Sprague (325) vs. Bowling Green, 2014**
 Passed for 350-399 yards Tyler Tettleton (375) at Eastern Michigan, 2013
 Passed for 400-or-more yards Donny Harrison (409) vs. Kent State, 1983
 Passed for 3 touchdowns Tyler Tettleton vs. Miami, 2013
 Passed for 4 touchdowns Tyler Tettleton, at Eastern Michigan, 2013
 Passed for 5 touchdowns Boo Jackson vs. Akron, 2008
Had 20-29 pass completions **JD Sprague (29) vs. Bowling Green, 2014**
 Had 30-39 pass completions Tyler Tettleton (31) at Penn State, 2012
Had 30-39 pass attempts **Derrius Vick (31) at Western Michigan, 2014**
 Had 40-49 pass attempts Tyler Tettleton (40) vs. East Carolina, 2013
Had 50-or-more pass attempts **JD Sprague (56) vs. Bowling Green, 2014**
Had 150-199 yards rushing **A.J. Ouellette (155) vs. Buffalo 2014**
 Had 200-249 yards rushing Chris Garrett (222) at Miami, 2008
 Had 250-or-more yards rushing Beau Blankenship (269) at UMass, 2012
 Rushed for 3 touchdowns Calvin McRae vs. at Bowling Green, 2007
 Rushed for 4 touchdowns Beau Blankenship vs. Louisiana-Monroe, 2012
 Had 30-39 carries Beau Blankenship (30) at Marshall, 2012
 Had 40-or-more carries Beau Blankenship (43) at UMass, 2012
 QB rush & pass for more than 100 yards Tyler Tettleton (203 pass, 111 rush) vs. Miami, 2011
 Had 10-or-more receptions Donte' Foster (11) at Eastern Michigan, 2013
Had 100-149 receiving yards **Chase Cochran (110) at Western Michigan, 2014**
 Had 150-199 receiving yards Donte' Foster (160) vs. East Carolina, 2013
 Had 200-249 receiving yards Todd Snyder (214) vs. Richmond, 1968
 Had 3 TD receptions Donte' Foster vs. Miami, 2013
 Scored a two-point conversion Riley Dunlop (Rec.) vs. Louisiana, 2010
 QB Ran, Passed and Caught a TD Boo Jackson vs. Buffalo, 2010

INDIVIDUAL DEFENSE

Had 2 sacks in one game **Quentin Poling at Kentucky, 2014**
 Returned a fumble for a TD Thad Ingol (18) at Akron, 2012
 Recovered a fumble (in end zone) for TD Curtis Meyers at Ohio State, 2008
 Intercepted 2 passes Travis Carrie vs. Massachusetts, 2013
Intercepted 3 passes **Quentin Poling vs. Idaho, 2014**
 Returned an INT for a TD Travis Carrie (66) vs. Massachusetts, 2013
 Returned two INTs for a TD Travis Carrie (66) and (30) vs. Massachusetts, 2013

INDIVIDUAL SPECIAL TEAMS

Blocked a punt **Grant Cunningham vs Eastern Illinois, 2014**
 Blocked punt resulting in a safety Joshua Abrams vs. Gardner-Webb, 2007
 Returned a blocked punt for a TD Melvin Payne(15) at Akron, 2009
 Returned a punt for a TD Travis Carrie (65) at New Mexico State, 2011
Returned a kickoff for a TD **Kylan Nelson (84) at Miami, 2014**
 Recovered a fumble on a kickoff for a TD Toran Davis, vs. Marshall, 2013
 Made four field goals Matt Weller (5) at Bowling Green, 2011
 Kicked a 50-59 yard field goal Matt Weller (51) at Kent State, 2010
 Had a 60-69 yard punt Paul Hershey (61) vs. Kent State, 2010
 Had a punt 80 or more yards Paul Hershey (80) at New Mexico State, 2011



Beau Blankenship became the first Bobcat since Calvin McRae to run for more than 250 yards in a game. He ran for 269 yards against Massachusetts in 2012 en route to 37-34 victory for the Bobcats. The win improved Ohio's mark to 5-0 in 2012.

Team

TEAM OFFENSE

Scored 80-89 points vs. Rio Grande (80-0), 1937
 Scored 70-79 points vs. Franklin (78-0), 1933
 Scored 60-69 points vs. Northern Illinois (63-15), 1976
 Scored 50-59 points at Eastern Michigan (56-28), 2013
 Scored 40-49 points vs. Miami (41-16), 2013
 Had back-to-back 40-point games at Eastern Michigan (56-28) & vs. Miami (41-16), 2013
Had 30-or-more first downs **vs. Idaho (30), 2014**
Had 200-299 yards rushing **vs. Northern Illinois (203), 2014**
 Had 300-399 yards rushing at Eastern Michigan (304), 2012
 Had 400-499 yards rushing vs. Ball State (414), 2005
 Had 500-or-more yards rushing at Eastern Michigan (612), 1997
 Had two 100-yard rushers Calvin McRae (200) & Voncarie Owens (139) vs. Kent State, 2005
 Had three 100-yard rushers Steve Hookfin (177), Riz Buckman (166) & Kareem Wilson (139) at Eastern Michigan, 1997
 Had no rushing yards vs. Kent State (-9), 2009
Rushed for four touchdowns **vs Buffalo, 2014**
 Rushed for five touchdowns at Miami, 2010
 Rushed for six touchdowns vs. Eastern Michigan, 1997
 Rushed for seven touchdowns vs. Kent State, 2002
Had two players rush for at least 2 TDs **A.J. Ouellette (2) & JD Sprague (2) vs Eastern Illinois, 2014**
Had 250-299 yards passing **at Western Michigan (284), 2014**
Had 300-399 yards passing **vs. Bowling Green (386), 2014**
 Had 400-499 yards passing at Kent State (409), 1983
 Had 500-or-more yards passing Never
 Had no passing yards at Marshall, 1997
 Has four different players complete a pass vs. Eastern Michigan, 2007
 Passed for five touchdowns vs. Akron, 2008
 Had two 100-yard receivers Donte' Foster (143) & Chase Cochran (138) vs. Eastern Michigan, 2013
400-499 yards of total offense **at Kent State (437), 2014**
500-599 of total offense **vs. Bowling Green (513), 2014**
 600-or-more yards of total offense at E. Michigan (612), 1997
Had 200 yards rushing and 200 yards passing **vs. Idaho, 2014**
Did not allow a sack **vs. Akron, 2014**
 Five-or-more fumbles at Rutgers (5), 2011
 Five-or-more fumbles lost at Akron (5), 1999
 Had a 99-yard scoring drive vs. Eastern Michigan, 2012
 Scored two two-point conversions at Toledo, 2007
 Allowed a safety at Buffalo, 2013
 Allowed a PAT Return vs. Buffalo, 2008
Did not score a touchdown **at Kentucky, 2014**
Allowed 5 or more sacks **at Western Michigan (7), 2014**

TEAM DEFENSE

Did not allow a completion vs. Wofford, 2010
 Recovered five-or-more fumbles vs. Bowling Green (5), 1986
Recorded five-or-more sacks **at Kentucky, 2014**
 Recorded a shutout vs. Austin Peay (38-0), 2013
 Held an opponent to zero yards or less rushing vs. Akron (-4), 2006
 Recorded four-or-more interceptions vs. Marshall, 2011
 Recorded a safety at Central Michigan, 2011
 Scored two defensive touchdowns vs. Pittsburgh (2 INT), 2005
 Allowed two 100-yard receivers at UMass, 2012
 Allowed 600 yards of total offense vs. Louisville (615), 2013
Allowed 700 yards of total offense **at Marshall (705), 2014**

TEAM SPECIAL TEAMS

Did not punt vs. Marshall, 2011
 10-or-more punts vs. Miami (13), 2007
 Had a punt blocked vs. Bowling Green, 2012
 Had 2 punts blocked vs. Bowling Green, 2012
 Blocked a punt vs. Eastern Illinois, 2014
Had a field goal blocked **at Western Michigan, 2014**
 Blocked a field goal vs. Austin Peay, 2013
 Blocked an extra point vs. Central Michigan, 2013
 Had an extra point blocked vs. Ball State, 2011
 Blocked two kicks in a game vs. Gardner-Webb (3 punts), 2007
 Had two kicks blocked in a game vs. Temple (XP, FG), 2009
 Allowed a special teams touchdown at Eastern Michigan (KR), 2013
 Consecutive kickoff returns for TDs (both teams) vs. Ball State, 2005
100-or-more penalty yards **vs Akron (120), 2014**
 Allowed two onside kicks vs. Louisiana, 2010
 Recorded a safety at Akron, 2013

OHIO BOBCAT FOOTBALL 2015

OHIO PEDEN STADIUM RECORDS

Ohio Individual (since 1947)

Rushing Yards		
282	Kareem Wilson vs. Bowling Green	1996
Rushing Touchdowns		
4	Six Times; Last: Chad Brinker vs. E. Michigan	2002
Longest Run		
93	Glenn Hunter vs. E. Michigan	1983
Passing Yards		
394	Andy Vetter vs. Kent St.	1977
Completions		
32	Donny Harrison vs. Bowling Green	1983
Passing Touchdowns		
5	Boo Jackson vs. Akron	2008
Long Pass		
98	Tom Dubs to Richard Hill vs. Kent St.	1991
Receptions		
12	Bobby Cameron vs. Kent St.	1986
Receiving Yards		
203	Todd Snyder vs. Dayton	1968
Receiving Touchdowns		
3	Donte' Foster vs. Miami	2013
	Taylor Price vs. Akron	2008
	Dave Juenger vs. Toledo	1972
Total Offense		
395	Sammy Shon vs. E. Michigan	1980
All-Purpose Yards		
322	Donte' Harden vs. Temple	2011
Points		
24	Six Times; Last: Chad Brinker vs. E. Michigan	2002
Field Goals Made		
3	Several Times; Last: Josiah Yazdani vs. Buffalo	2014
Longest Field Goal		
56	Brian Huston vs. Bowling Green	1997
Longest Punt		
75	Dave Zastudil vs. Akron	1998
75	Mike Green vs. Bowling Green	1975
Punt Return Yards		
153	Dick Phillips vs. Western Reserve	1950
Longest Punt Return		
88	Chris Garrett vs. W. Michigan	2006
Kickoff Return Yards		
196	Joshua Abrams vs. Miami	2007
Longest Kickoff Return		
97	L.J. Flintall vs. VMI	2008
97	Chris Garrett vs. Akron	2008
Tackles		
23	Benny King vs. Ball St.	1993
Tackles for Loss		
4.0	Rob Stover vs. SE Missouri	2003
4.0	Rob Stover vs. Akron	2002
Sacks		
3.0	Andre Jackson vs. Toledo	1996
Interceptions		
3	Seven Times; Last: Quentin Poling vs. Idaho	2014



A school-record crowd of 25,883 packed Peden Stadium on Sept. 8, 2012 to watch the Bobcats in their home-opener against New Mexico State. The Bobcats defeated the Aggies 51-24. The week before, Ohio defeated Penn State 24-14 to open the 2012 campaign.

Ohio Team (since 1947)

Points		
55	vs. Eastern Michigan	2002
Total Offense		
662	vs. Eastern Michigan	1980
Rushing Yards		
444	vs. Central Michigan	2000
Rushing Touchdowns		
7	vs. Central Michigan	2000
Passing Yards		
394	vs. Kent State	1977
Completions		
32	vs. Bowling Green	1983
Touchdown Passes		
5	vs. Akron	2008
Interceptions Thrown		
4	vs. Akron	1951
Field Goals Made		
3	Several Times; Last: vs. Buffalo	2014
Most Punts		
12	Three Times; Last vs. Marshall	1986
Punt Return Yards		
202	vs. Western Reserve	1950
Kickoff Return Yards		
261	vs. Miami	2007
First Downs		
38	vs. Tennessee Tech	2000
Offensive Plays		
110	vs. Bowling Green	2014
Yards Penalized		
155	vs. Kent	2007
Interceptions By		
6	vs. Kent State	2005
6	vs. West Virginia	1949
Sacks		
9	vs. Bowling Green	1996
Tackles for Loss		
19	vs. Akron	1998
Longest Winning Streak		
9		1967-69

Top Peden Crowds (Cap. 24,000)

1.	25,893	New Mexico State	Sept. 8, 2012
2.	25,542	Akron	Oct. 13, 2012
3.	25,211	Idaho	Sept. 20, 2014
4.	24,617	Connecticut	Sept. 5, 2009
5.	24,545	Pittsburgh	Sept. 9, 2005
6.	24,511	North Texas	Sept. 7, 2013
7.	24,836	Marshall	Sept. 14, 2013
8.	24,244	Marshall	Sept. 17, 2011
9.	24,000	Iowa State	Sept. 22, 2001
10.	24,311	Bowling Green	Oct. 11, 2014
11.	23,826	Central Michigan	Oct. 12, 2013
12.	23,673	Norfolk State	Sept. 22, 2012
13.	23,427	Miami	Oct. 20, 2001
14.	23,336	Buffalo	Sept. 20, 1997
15.	23,155	Gardner-Webb	Sept. 10, 2011
16.	23,146	Ball State	Oct. 15, 2011
17.	23,101	Bowling Green	Oct. 18, 1997
18.	23,027	Eastern Illinois	Sept. 27, 2014
19.	22,955	Wofford	Sept. 4, 2010
20.	22,233	Bowling Green	Oct. 26, 1996

Top Road Crowds

1.	105,075	Ohio State	Sept. 18, 2010
2.	105,002	Ohio State	Sept. 6, 2008
3.	97,186	Penn State	Sept. 1, 2012
4.	93,222	Ohio State	Sept. 18, 1999
5.	84,002	Florida	Sept. 14, 2002
6.	74,676	Wisconsin	Sept. 12, 1998
7.	66,233	Virginia Tech	Sept. 15, 2007
8.	65,115	Virginia Tech	Sept. 17, 2005
9.	63,860	LSU	Sept. 30, 1989
10.	61,514	Kentucky	Oct. 2, 2004

BOBCAT FOOTBALL 2015 OHIO

OHIO ALL-TIME RESULTS

1894 (0-1-0 .000)

No Coach

Marietta L 0-8

1895 (2-3-0 .400)

Coach Harvey Deme

Parker HS W 18-0
Ohio Wesleyan L 0-38
Marietta L 0-24
Marietta L 0-66
Lancaster W 60-0
78-128

1896 (4-2-1 .643)

Coach Frank Rensburg

Marietta L 10-22
Chillicothe W 12-6
Cincinnati L 0-52
Parker HS T 0-0
Portsmouth W 18-0
Denison W 18-12
Chillicothe YMCA W 22-8
70-100

1897 (7-2-0 .778)

Coach Warwick Ford

Cincinnati L 0-12
Marietta L 0-4
Muskingum W 32-0
Denison W 28-0
Ohio Medical W 12-0
Otterbein W 24-0
Marietta W 6-4
West Virginia W 12-0
D & D Institute W 36-6
150-26

1898 (1-2-1 .375)

Coach Peter McLaren

Cincinnati T 12-12
Dayton "Y" W 11-5
Ohio Medical L 0-12
West Virginia L 0-16
23-45

1899 (2-2-0 .500)

Coach Fred Sullivan

Muskingum W 33-0
Ohio Medical L 0-36
Ohio State L 0-41
Nelsonville W 45-0
78-77

1900 (2-4-1 .357)

Coach Karl Core

Parkersburg AC L 0-5
Ohio State L 0-20
Otterbein W 12-0
Ohio Wesleyan W 17-0
Washington & Jefferson L 0-49
Wittenberg T 5-5
Ohio Wesleyan L 5-6
39-85

1901 (6-1-2 .778)

Coach Art Jones

Ohio Wesleyan W 6-5
Parkersburg HS W 35-0
Ohio State L 0-17
Denison W 12-0
Marietta W 11-5

Cincinnati W 16-0

Otterbein T 0-0

Muskingum W 17-5

Marietta T 11-11
108-43

1902 (0-5-1 .083)

Coach Harold Monosmith

Parkersburg HS T 0-0
Ohio State L 0-17
Parkersburg AC L 0-31
W. Pennsylvania L 0-34
Bethany L 0-11
Marietta L 0-50
0-143

1903 (2-4-0 .333)

Coach Fred Sullivan

Gallipolis W 28-0
Mercer Bus. College W 5-0
Marietta L 5-28
Wittenberg L 0-40
Otterbein L 0-22
Marietta L 0-54
38-144

1904 (2-4-1 .357)

Coach Henry Hart

Mercer Bus. College W 34-0
Marietta L 0-31
Wittenberg L 5-10
Otterbein L 0-18
Buckhannon L 0-18
Athens HS W 12-0
Bethany T 6-6
57-83

1905 (2-5-2 .333)

Coach Joseph Railsback

Marietta T 0-0
Washington & Jefferson L 0-57
West Virginia L 0-28
Otterbein L 5-6
Ohio Northern L 0-44
Muskingum T 0-0
Marshall L 5-6
Marietta W 6-0
Muskingum W 32-0
48-141

1906 (7-1-0 .875)

Coach Arthur McFarland

Columbus East HS W 20-0
West Virginia W 9-6
Otterbein W 10-0
Buckhannon W 65-0
Muskingum W 16-5
Cincinnati W 16-5
Denison W 20-0
Marietta L 2-12
158-28

1907 (3-4-1 .438)

Coach Arthur McFarland

Parkersburg "Y" T 6-6
West Virginia L 5-35
D & D Institute W 47-0
Ohio Wesleyan L 0-6
Parkersburg "Y" W 0-0
Mount Union L 0-30
Ohio Northern W 8-0
Marietta L 0-60
76-137

1908 (3-5-0 .375)

Coach Arthur McFarland

Marshall W 59-0
Ohio Northern L 0-10
Miami L 0-5
Denison L 0-12
Mount Union W 14-11
Wittenberg W 25-5
Otterbein L 5-6
Parkersburg HS L 0-15
103-64

1909 (2-4-2 .375)

Coach Robert Woods

W. Va. Wesleyan L 0-11
Otterbein L 3-18
Miami L 0-45
Ohio Northern T 0-0
Wilmington W 17-3
Muskingum W 6-0
Ohio Northern L 0-29
Heidelberg T 0-20
26-106

1910 (0-6-1 .071)

Coach Robert Woods

Kentucky State L 0-10
Denison L 0-12
Marietta L 0-12
Wilmington L 0-6
Pittsburgh L 0-71
Muskingum T 0-0
Otterbein L 0-12
0-123

1911 (3-3-2 .500)

Coach Arthur Hinaman

Ohio Wesleyan L 0-10
West Virginia L 0-3
Marshall T 5-5
Otterbein T 11-11
Kenyon W 16-0
Muskingum W 50-0
Wittenberg L 0-10
Marietta W 6-5
88-44

1912 (1-7-1 .167)

Coach Arthur Hinaman

Kenyon T 7-7
Ohio Wesleyan L 6-8
Wittenberg L 12-27
W.Va. Wesleyan L 0-6
Buchtel L 0-27
Miami L 6-18
Otterbein W 10-7
West Reston L 7-41
Marietta L 0-27
48-168

1913 (2-5-1 .313)

Coach Mark Banks

Wilmington W 30-0
Cincinnati L 2-20
Muskingum T 3-3
Otterbein L 0-21
Denison L 0-52

Miami L 6-44

Wooster W 7-6

Marietta L 7-13

55-159

1914 (4-4-0 .500)

Coach Mark Banks

Otterbein W 36-0
Miami W 6-0
Denison L 0-20
Ohio Wesleyan W 16-7
Marietta L 19-23
Wooster W 36-6
Mount Union L 6-28
Cincinnati L 0-15
119-99

1915 (8-1-0 .889)

Coach Mark Banks

Marshall W 21-7
Transylvania W 5-0
Ohio Northern W 16-0
Cincinnati W 15-0
Muskingum W 36-0
Otterbein W 48-7
Marietta W 16-6
Wittenberg W 12-0
Miami L 6-13
175-33

1916 (5-2-1 .688)

Coach Mark Banks

Ohio Wesleyan T 0-0
Syracuse L 0-72
Otterbein W 13-7
Kenyon W 6-0
Wittenberg W 9-3
Cincinnati W 33-10
Wooster L 0-9
Oberlin W 13-7
154-108

1917 (3-5-0 .375)

Coach Mark Banks

Wooster L 0-20
Ohio Wesleyan L 0-14
Carnegie Tech L 0-21
Cincinnati W 22-0
Baldwin-Wallace W 43-0
Kenyon W 20-0
Oberlin L 0-46
Marietta L 0-6
185-107

1918 (4-0-1 .900)

Coach Frank Gullum

Ohio St. Freshman W 13-6
Cincinnati T 6-6
Denison W 7-0
Camp Sherman W 62-0
Marietta W 52-7
140-19

1919 (3-5-0 .375)

Coach Frank Gullum

Muskingum W 13-6
Akron L 6-10
Heidelberg L 6-7
Kenyon W 19-7
Ohio Wesleyan L 0-6
Baldwin-Wallace W 80-0
Wittenberg L 7-33
Denison L 16-32
147-101

OHIO BOBCAT FOOTBALL 2015

OHIO ALL-TIME RESULTS

1920 (4-3-0 .571)

Coach Russ Finsterwald

Bethany	W	7- 0
Cincinnati	L	0- 6
Marshall	W	55- 0
Otterbein	W	54-14
Denison	L	0-17
Heidelberg	L	0- 7
Akron	W	39- 0
		155-44

1921 (4-4-1 .500)

Coach Russ Finsterwald

Morris Harvey	W	40- 0
Syracuse	L	0-38
Bethany	L	0-13
West Virginia	L	0- 7
Denison	L	7-14
Baldwin-Wallace	W	35- 0
Cincinnati	W	7- 6
Columbia	W	23-21
Marietta	T	0- 0
		112-99

1922 (5-3-0 .625)

Coach Russ Finsterwald

Baldwin-Wallace	W	28- 0
Marietta	W	3- 0
West Virginia	L	0-28
Bethany	L	0- 7
Xavier	L	7-13
Western Reserve	W	35- 0
Denison	W	7- 0
Otterbein	W	20- 0
		100-48

1923 (3-5-1 .389)

Coach F. B. Heldt

Marietta	L	3- 7
Denison	T	7- 7
Kenyon	W	14- 0
Western Reserve	W	7- 0
Xavier	L	7-15
Oberlin	L	0- 6
Ohio Wesleyan	L	0-40
Rio Grande	W	20- 0
Cincinnati	L	7-13
		65-88

1924 (4-4-0 .500)

Coach Don Peden

Rio Grande	W	10- 0
Wittenberg	L	0- 3
Oberlin	L	7-13
Kenyon	W	6- 0
Ohio Northern	L	7-12
Marietta	W	21-17
Denison	L	7-14
Ohio Wesleyan	W	6- 0
		64-59

1925 (6-2-0 .750)

Coach Don Peden

Rio Grande	W	19- 6
Denison	W	26- 0
Toledo	W	7- 0
Ohio Wesleyan	L	0-26
Ohio Northern	L	0- 6
Marietta	W	10- 0
Cincinnati	W	13- 2
Wittenberg	W	20- 0
		95-40

1926 (5-2-1 .688)

Coach Don Peden

Rio Grande	W	40- 0
Akron	L	0- 3
Denison	W	6- 0
Cincinnati	W	38- 7

Ohio Wesleyan	T	0- 0
Ohio Northern	W	9- 0
Marietta	W	12- 0
Wittenberg	L	6- 7
		111-17

1927 (4-2-2 .625)

Coach Don Peden

Rio Grande	W	21- 0
Michigan	L	0-27
Ohio Northern	W	25- 0
Marietta	W	20- 0
Wittenberg	L	0-28
Denison	W	12- 7
Cincinnati	T	7- 7
Ohio Wesleyan	T	0- 0
		85-69

1928 (6-3-0 .667)

Coach Don Peden

Rio Grande	W	45- 7
West Liberty	W	14- 6
Wittenberg	L	12-13
Cincinnati	W	66- 6
Ohio Northern	W	39- 0
Miami	L	13-20
Marietta	W	40- 0
Ohio Wesleyan	L	0- 7
Denison	W	27-13
		256-72

1929 (9-0-0 1.000)

Coach Don Peden

(Buckeye A. A. Champion)

Indiana	W	18- 0
West Liberty	W	26- 0
Ohio Wesleyan	W	21- 7
Muskingum	W	59- 0
Cincinnati	W	35- 0
Miami	W	14- 0
Denison	W	54- 0
Marietta	W	45- 0
Wittenberg	W	33- 0
		305-7

1930 (8-0-1 .944)

Coach Don Peden

(Buckeye A. A. Champion)

Wilmington	W	27- 0
Butler	W	12- 7
West Liberty	T	13-13
Western Reserve	W	47- 0
Miami	W	27- 6
Cincinnati	W	48- 0
Denison	W	36- 0
Dayton	W	10- 6
Ohio Wesleyan	W	7- 0
		227-32

1931 (7-1-0 .875)

Coach Don Peden

(Buckeye A. A. Champion)

Indiana	L	6- 7
Butler	W	40- 0
Denison	W	33- 0
Simpson	W	22- 0
Cincinnati	W	13- 7
Ohio Wesleyan	W	18- 0
DePauw	W	27- 0
Miami	W	13- 0
		172-14

1932 (7-2-0 .778)

Coach Don Peden

Rio Grande	W	19- 0
Indiana	L	6- 7
Franklin	W	39- 0
Navy	W	14- 0
Miami	L	0-16
Georgetown	W	27- 0

Wittenberg	W	19- 6
Ohio Wesleyan	W	25- 0
Cincinnati	W	23- 0
		172-29

1933 (6-2-1 .722)

Coach Don Peden

Morris Harvey	W	61- 0
Purdue	L	6-13
Franklin	W	78- 0
Miami	W	6- 0
Transylvania	W	68- 0
Wittenberg	W	39- 0
Marshall	T	0- 0
Cincinnati	L	0- 2
Ohio Wesleyan	W	19-13
		277-28

1934 (4-4-1 .500)

Coach Don Peden

Rio Grande	W	53- 0
Indiana	L	0-27
Georgetown	W	36- 6
Miami	L	0- 7
Marshall	W	8- 0
West Virginia	L	2- 7
Cincinnati	T	0- 0
Dayton	W	17- 0
Ohio Wesleyan	L	0-20
		116-67

1935 (8-0-0 1.000)

Coach Don Peden

(Buckeye A. A. Champion)

Illinois	W	6- 0
John Carroll	W	49- 0
Marshall	W	20-13
Dayton	W	26- 0
Miami	W	20- 0
Muskingum	W	20-17
Cincinnati	W	16- 6
Ohio Wesleyan	W	13- 0
		170-36

1936 (5-2-1 .688)

Coach Don Peden

(Buckeye A. A. Champion)

Purdue	L	0-47
Marshall	T	13-13
Kent	W	6- 0
Miami	L	0- 3
Cincinnati	W	10- 7
Muskingum	W	32- 0
Ohio Wesleyan	W	20- 0
John Carroll	W	21- 0
		102-70

1937 (5-3-1 .611)

Coach Don Peden

Rio Grande	W	80- 0
Illinois	L	6-20
Western Reserve	L	0- 7
Miami	W	19- 0
Dayton	L	0- 6
Marshall	T	13-13
Cincinnati	W	17- 0
Rutgers	W	13- 0
Ohio Wesleyan	W	20- 6
		168-52

1938 (7-2-0 .778)

Coach Don Peden

(Buckeye A. A. Champion)

Illinois	W	6- 0
Xavier	W	14-12
Western Reserve	L	14-26
Wayne	W	52- 7
Cincinnati	W	13-12

Miami	W	20-12
Dayton	L	0-13
Marshall	W	14- 7
Ohio Wesleyan	W	28- 0
		161-89

1939 (6-3-0 .667)

Coach Don Peden

Western Kentucky	L	7-14
Butler	L	7-12
Western Reserve	W	14-12
Ohio Wesleyan	L	7-12
Xavier	W	20- 6
Dayton	W	14- 0
Morris Harvey	W	14-13
Miami	W	20- 7
Western Michigan	W	13- 6
		116-82

1940 (5-2-2 .667)

Coach Don Peden

Youngstown St.	W	13- 0
Butler	T	7- 7
Western Michigan	W	20- 7
Furman	W	15- 6
Ohio Wesleyan	T	0- 0
Miami	W	27- 0
Western Reserve	L	0- 6
Dayton	W	7- 0
Xavier	L	0- 6
		89-32

1941 (5-2-1 .688)

Coach Don Peden

Western Kentucky	W	20- 7
Butler	W	20- 7
Miami	W	26- 0
Ohio Wesleyan	W	21- 0
Dayton	W	21- 7
Youngstown St.	L	0-14
Western Reserve	L	0- 7
Akron	T	0- 0
		108-42

1942 (5-3-0 .625)

Coach Don Peden

Akron	W	39- 0
Butler	W	6- 0
Cincinnati	L	7-26
Ohio Wesleyan	W	26-14
Miami	W	39-13
Western Reserve	L	7-20
Xavier	W	20-14
Dayton	L	0-20
		144-107

1943 (No Record)

Ohio University did not field a football team due to World War II

1944 (No Record)

Ohio University did not field a football team due to World War II

1945 (3-4-0 .429)

Coach Don Peden

Bowling Green	L	0- 6
Western Michigan	L	20-21
Cincinnati	W	20-19
Miami	L	0-34
Murray State	L	13-19
Baldwin-Wallace	W	33- 7
West Virginia	W	14- 0
		100-106

BOBCAT FOOTBALL 2015 OHIO



ALL-TIME RESULTS

1946 (6-3-0 .667)

Coach Don Peden

Murray State	W 27- 7
Western Michigan	W 25- 7
Muskingum	W 38- 0
Ohio Wesleyan	W 49- 7
Baldwin-Wallace	W 21-14
Xavier	W 25- 6
Cincinnati	L 0-19
Miami	L 14-23
Dayton	L 7-14
	206-97

1947 (3-5-1 .389, 1-3-0 .250 MAC)

Coach Harold Wise

Ohio Northern	W 34- 0
Butler	W 14- 7
at Western Reserve	L 7- 20
at Bowling Green	L 0- 2
at Miami	L 0-21
Cincinnati	L 0-34
Ohio Wesleyan	T 7- 7
Dayton	L 6- 8
Xavier	W 12- 7
	80-116

1948 (3-6-0 .333, 2-3-0 .400 MAC)

Coach Harold Wise

Bowling Green	L 7- 13
at Washington & Lee	L 0- 13
at Cincinnati	L 13-18
at Western Reserve	W 37- 7
Miami	L 0-21
Duquesne	W 14-13
at West Virginia	L 6-48
at Butler	W 14- 6
Western Michigan	L 7-40
	98-179

1949 (4-4-1 .500, 2-2-0 .500 MAC)

Coach Carroll Widdoes

West Virginia	W 17- 7
at Western Michigan	W 16- 6
at Kent	W 34- 6
at Western Reserve	T 7- 7
at Miami	L 0-26
at Marshall	L 6-14
Cincinnati	L 13-34
Butler	W 14- 0
Buffalo	L 7-20
	114-120

1950 (6-4-0 .600, 2-2-0 .500 MAC)

Coach Carroll Widdoes

at Akron	W 28- 6
at Illinois	L 2-28
at Butler	W 21-14
Western Reserve	W 35- 0
at Kent	L 13-35
Miami	L 20-28
at Cincinnati	L 0-23
at Buffalo	W 22-14
Western Michigan	W 10- 7
Marshall	W 14- 6
	165-161

1951 (5-4-1 .550, 2-2-0 .500 MAC)

Coach Carroll Widdoes

at Morris Harvey	W 26- 0
Akron	W 40- 7
at Western Michigan	W 13- 0
Bowling Green	W 28- 7
at Miami	L 0- 7
Kent	W 28-27
at Toledo	L 6-13

Cincinnati	L 0-40
Eastern Kentucky	L 13-27
at Marshall	T 13-13
	167-141

1952 (6-2-1 .722, 5-2-0 .714 MAC)

Coach Carroll Widdoes

at Morris Harvey	W 20- 6
Toledo	W 22-20
at Western Reserve	W 22- 7
at Kent	W 27-18
Miami	L 0-20
Western Michigan	W 28-13
at Cincinnati	L 7-14
at Bowling Green	W 33-14
Marshall	T 21-21
	180-133

1953 (6-2-1 .722, 5-0-1 .917 MAC)

MAC Champion

Coach Carroll Widdoes

at Toledo	W 26- 0
at Harvard	L 0-16
Western Reserve	W 39- 0
Kent	W 40-21
at Miami	T 7- 7
at Western Michigan	W 67-12
Morris Harvey	W 38- 7
Bowling Green	W 22-14
at Marshall	L 6- 9
	245-86

1954 (6-3-0 .667, 5-2-0 .714 MAC)

Coach Carroll Widdoes

Xavier	W 12- 0
Toledo	W 28-20
at Western Reserve	W 37- 0
at Kent	W 14- 7
Miami	L 13-46
at Harvard	L 13-27
at Western Michigan	L 6-19
at Bowling Green	W 26-14
Marshall	W 26-25
	175-158

1955 (5-4-0 .556, 3-3-0 .500 MAC)

Coach Carroll Widdoes

at Youngstown St.	W 6- 0
Marshall	W 13- 6
at Toledo	W 40-13
Kent	L 14-20
at Miami	L 7-34
at Indiana	L 14-21
Western Michigan	W 40-14
Bowling Green	L 0-13
Morris Harvey	W 32-13
	166-134

1956 (2-7-0 .222, 2-4-0 .333 MAC)

Coach Carroll Widdoes

at Florida State	L 7-47
Toledo	L 13-19
at Xavier	L 7-31
at Kent	L 13-32
Miami	L 7-16
Louisville	L 19-25
at Western Michigan	W 27- 0
at Bowling Green	L 27-41
Marshall	W 16- 0
	36-211

1957 (2-6-1 .278, 1-4-1 .250 MAC)

Coach Carroll Widdoes

at Indiana (Pa.)	W 50- 0
at Toledo	L 6-14

Kent	L 9-14
at Harvard	L 7-14
at Miami	L 0-26
at Marshall	L 28-34
Western Michigan	W 20- 7
Bowling Green	T 7- 7
at Louisville	L 7-40
	134-156

1958 (5-4-0 .556, 2-4-0 .333 MAC)

Coach Bill Hess

Youngstown St.	W 38- 0
Toledo	W 13- 6
at Kent	L 6-14
at Dayton	W 27- 8
Miami	L 10-14
Marshall	W 22- 0
at Western Michigan	L 14-21
at Bowling Green	L 6-33
Louisville	W 23- 6
	159-102

1959 (7-2-0 .778, 4-2-0 .667 MAC)

Coach Bill Hess

at Toledo	W 36- 7
Kent	W 46- 0
Xavier	W 25- 7
at Youngstown St.	W 44-12
at Miami	L 0-24
Western Michigan	W 12- 9
at Marshall	W 21-14
Louisville	W 22-15
Bowling Green	L 9-13
	215-101

1960 (10-0-0 1.000, 6-0 1.000 MAC)

NATIONAL SMALL COLLEGE CHAMPION

MAC Champion

Coach Bill Hess

Sept. 17 at Dayton	W 28- 0
Sept. 24 Toledo	W 48- 7
Oct. 1 at Kent	W 25- 8
Oct. 8 at Boston University	W 36- 6
Oct. 15 at Xavier	W 6- 0
Oct. 22 Miami	W 21- 0
Oct. 29 at Western Michigan	W 24- 0
Nov. 5 Marshall	W 19- 0
Nov. 12 at Bowling Green	W 14- 7
Nov. 19 Southern Illinois	W 48- 6
	269-34

1961 (5-3-1 .611, 3-2-1 .583 MAC)

Coach Bill Hess

Sept. 23 at Toledo	W 10- 6
Sept. 30 Kent	L 17-23
Oct. 7 at Dayton	W 14-13
Oct. 14 Xavier	L 3- 6
Oct. 21 at Miami	W 28-18
Oct. 28 at Delaware	W 17-16
Nov. 4 at Marshall	W 14- 7
Nov. 11 Bowling Green	L 6- 7
Nov. 18 Western Michigan	T 20-20
	129-116

1962 (8-3-0 .727, 5-1-0 .833 MAC)

Coach Bill Hess

Sept. 22 Toledo	W 31- 0
Sept. 29 Kent	W 21- 0
Oct. 6 at Dayton	W 27-25
Oct. 13 Xavier	W 20- 6
Oct. 20 Miami	W 12- 6
Oct. 27 at Buffalo	W 41- 6
Nov. 3 Marshall	W 35- 0
Nov. 10 at Bowling Green	L 6- 7
Nov. 17 at Western Michigan	W 32-16

Nov. 24 at Iowa State	L 22-31
Sun Bowl	
Dec. 31 West Texas State	L 14-15
	261-112

1963 (6-4-0 .600, 5-1-0 .833 MAC)

MAC Champion

Coach Bill Hess

Sept. 21 Buffalo	L 0- 7
Sept. 28 at Dayton	W 13- 6
Oct. 5 Kent	W 20- 0
Oct. 12 at Toledo	L 17-18
Oct. 19 Delaware	L 12-29
Oct. 26 at Miami	W 13-10
Nov. 2 at Xavier	L 0-20
Nov. 9 Western Michigan	W 27-13
Nov. 16 Bowling Green	W 16- 0
Nov. 23 at Marshall	W 17- 0
	135-103

1964 (5-4-1 .550, 3-2-1 .583 MAC)

Coach Bill Hess

Sept. 19 at West Texas State	W 16-14
Sept. 26 at Purdue	L 0-17
Oct. 3 at Kent	T 3- 3
Oct. 10 Toledo	W 21-12
Oct. 17 Xavier	L 19-23
Oct. 24 Miami	W 10- 7
Oct. 31 Dayton	W 24- 0
Nov. 7 at Western Michigan	L 8-13
Nov. 14 at Bowling Green	W 21- 0
Nov. 21 Marshall	L 0-10
	122-99

1965 (0-10-0 .000, 0-6 .000 MAC)

Coach Bill Hess

Sept. 18 West Texas St.	L 0- 7
Sept. 25 at Maryland	L 7-24
Oct. 2 Kent	L 10-27
Oct. 9 at Toledo	L 7-21
Oct. 16 Xavier	L 19-21
Oct. 23 at Miami	L 0-34
Oct. 30 at Dayton	L 7-13
Nov. 6 Western Michigan	L 6-17
Nov. 13 Bowling Green	L 7-17
Nov. 20 at Marshall	L 14-29
	77-210

1966 (5-5-0 .500, 3-3 .500 MAC)

Coach Bill Hess

Sept. 17 at Purdue	L 3-42
Sept. 24 at Boston College	W 23-14
Oct. 1 at Kent	W 12-10
Oct. 8 Toledo	W 21- 6
Oct. 15 Xavier	W 24-10
Oct. 22 Miami	L 13-33
Oct. 29 Dayton	L 12-20
Nov. 5 at Western Michigan	L 13-20
Nov. 12 at Bowling Green	L 0-28
Nov. 19 Marshall	W 28- 0
	149-183

1967 (6-4-0 .600, 5-1-0 .833 MAC)

MAC Co-Champion

Coach Bill Hess

Sept. 16 at Toledo	W 20-14
Sept. 23 at Marshall	W 48-14
Sept. 30 Kent (forfeit)	W 1- 0
Oct. 7 at Kansas	W 30-15
Oct. 14 William & Mary	L 22-25
Oct. 21 at Miami	L 15-22

OHIO BOBCAT FOOTBALL 2015

OHIO ALL-TIME RESULTS

Oct. 28 at Dayton L 9-10
 Nov. 4 Western Michigan W 20-10
 Nov. 11 Bowling Green W 31-7
 Nov. 18 at Penn State L 14-35
 210-152

1968 (10-1-0 .909, 6-0-0 1.000 MAC)

Coach Bill Hess
 Sept. 21 Marshall W 48-8
 Sept. 28 at Kent W 31-7
 Oct. 5 Toledo W 40-31
 Oct. 12 at William & Mary W 41-0
 Oct. 19 Miami W 24-7
 Oct. 26 Dayton W 42-12
 Nov. 2 at Western Michigan W 34-27
 Nov. 9 at Bowling Green W 28-27
 Nov. 16 at Cincinnati W 60-48
 Nov. 23 Northern Illinois W 28-12

Tangerine Bowl

Dec. 28 Richmond L 42-49
 418-228

1969 (5-4-1 .550, 2-3-0 .400 MAC)

Coach Bill Hess
 Sept. 20 Kent W 35-0
 Sept. 27 at Minnesota T 35-35
 Oct. 4 at Toledo L 9-34
 Oct. 11 Xavier W 31-6
 Oct. 18 Miami L 21-24
 Oct. 25 at Penn State L 3-42
 Nov. 1 Western Michigan W 22-17
 Nov. 8 Bowling Green L 16-23
 Nov. 15 Cincinnati W 46-6
 Nov. 22 at Marshall W 38-35
 256-222

1970 (4-5-0 .444, 3-2-0 .600 MAC)

Coach Bill Hess
 Sept. 19 at Kent W 24-14
 Sept. 26 at Minnesota L 7-49
 Oct. 3 Toledo L 7-42
 Oct. 10 Dayton W 17-14
 Oct. 17 Miami W 23-22
 Oct. 24 at Cincinnati L 21-29
 Oct. 31 at Western Michigan L 23-52
 Nov. 7 at Bowling Green W 34-7
 Nov. 14 at Penn State L 22-3
 178-261

1971 (5-5-0 .500, 2-3-0 .400 MAC)

Coach Bill Hess
 Sept. 18 Bowling Green L 19-20
 Sept. 25 Kent W 37-21
 Oct. 2 at Toledo L 28-31
 Oct. 9 at Kentucky W 35-6
 Oct. 16 at Miami W 3-0
 Oct. 23 at Virginia Tech L 29-37
 Oct. 30 Western Michigan L 14-28
 Nov. 6 at Tulane W 30-7
 Nov. 13 Cincinnati L 15-23
 Nov. 20 at Marshall W 30-0
 240-173

1972 (3-8-0 .273, 1-4-0 .200 MAC)

Coach Bill Hess
 Sept. 9 Central Michigan W 26-21
 Sept. 16 at Idaho L 14-17
 Sept. 23 at Kent L 14-37
 Sept. 30 Toledo W 38-22
 Oct. 7 at Cincinnati W 28-14
 Oct. 14 Miami L 7-31
 Oct. 21 Virginia Tech L 21-53
 Oct. 28 at Western Michigan L 17-34
 Nov. 4 at Bowling Green L 0-17

Nov. 11 at Tulane L 6-44
 Nov. 18 Marshall L 14-31
 185-321

1973 (5-5-0 .500, 2-3-0 .400 MAC)

Coach Bill Hess
 Sept. 22 Kent L 7-35
 Sept. 29 at Toledo L 8-35
 Oct. 6 at Northwestern W 14-12
 Oct. 13 at Miami L 6-10
 Oct. 20 at South Carolina L 22-38
 Oct. 27 Western Michigan W 16-0
 Nov. 3 Bowling Green W 24-23
 Nov. 10 Cincinnati W 14-8
 Nov. 17 at Penn State L 10-49
 Nov. 24 at Marshall W 35-21
 156-231

1974 (6-5-0 .546, 3-2-0 .600 MAC)

Coach Bill Hess
 Sept. 14 at North Carolina L 7-42
 Sept. 21 at Kent W 20-0
 Sept. 28 Toledo L 16-19
 Oct. 5 Northern Illinois W 31-14
 Oct. 12 Miami L 3-31
 Oct. 19 Morehead St. W 49-10
 Oct. 26 at Western Michigan W 26-3
 Nov. 2 at Bowling Green W 33-22
 Nov. 9 at Cincinnati L 13-35
 Nov. 16 at Penn State L 16-35
 Nov. 23 Marshall W 35-0
 249-211

1975 (5-5-1 .500, 3-3-1 .500 MAC)

Coach Bill Hess
 Sept. 13 at Central Michigan T 6-6
 Sept. 20 Ball State W 10-0
 Sept. 27 Kent W 23-21
 Oct. 4 at Minnesota L 0-21
 Oct. 11 at William & Mary W 22-8
 Oct. 18 at Miami L 9-17
 Oct. 25 at Toledo L 10-14
 Nov. 1 Western Michigan W 24-10
 Nov. 8 Bowling Green L 17-19
 Nov. 15 Cincinnati L 5-6
 Nov. 22 at Marshall W 38-21
 164-143

1976 (7-4-0 .636, 6-2-0 .750 MAC)

Coach Bill Hess
 Sept. 4 at Eastern Michigan W 23-7
 Sept. 18 at Kent W 14-12
 Sept. 25 Idaho W 35-0
 Oct. 2 Toledo W 34-8
 Oct. 9 at Central Michigan L 15-17
 Oct. 16 Miami W 28-14
 Oct. 23 William & Mary L 0-20
 Oct. 30 at Western Michigan L 10-21
 Nov. 6 at Bowling Green W 31-26
 Nov. 13 at Cincinnati L 0-35
 Nov. 20 Northern Illinois W 63-15
 253-175

1977 (1-10-0 .091, 0-8-0 .000 MAC)

Coach Bill Hess
 Sept. 10 at Marshall W 49-27
 Sept. 17 at Purdue L 7-44
 Sept. 24 Central Michigan L 14-31
 Oct. 1 Kent L 23-44
 Oct. 8 at Eastern Michigan L 14-31
 Oct. 15 at Miami L 24-38
 Oct. 22 at Toledo L 29-31
 Oct. 29 Western Michigan L 22-28

Nov. 5 Cincinnati L 26-38
 Nov. 12 Bowling Green L 27-39
 Nov. 19 at Northern Illinois L 6-20
 241-371

1978 (3-8-0 .273, 3-5-0 .375 MAC)

Coach Bob Kappes
 Sept. 9 Eastern Michigan W 23-22
 Sept. 16 at Purdue L 0-24
 Sept. 23 at Kent L 14-20
 Sept. 30 Central Michigan L 3-17
 Oct. 7 at South Carolina L 7-24
 Oct. 14 Toledo L 14-28
 Oct. 21 at Western Michigan W 10-7
 Oct. 28 Miami L 16-31
 Nov. 4 at Cincinnati L 0-35
 Nov. 11 at Bowling Green W 19-15
 Nov. 18 Northern Illinois L 14-23
 120-246

1979 (6-5-0 .546, 4-4-0 .500 MAC)

Coach Brian Burke
 Sept. 8 at Minnesota L 10-24
 Sept. 15 Eastern Michigan W 20-7
 Sept. 22 Marshall W 35-0
 Sept. 29 Kent W 43-13
 Oct. 6 at Central Michigan L 0-26
 Oct. 13 at Miami W 9-7
 Oct. 20 at Toledo L 13-21
 Oct. 27 Western Michigan L 6-20
 Nov. 3 at Cincinnati W 27-7
 Nov. 10 at Bowling Green W 48-21
 Nov. 17 at Northern Illinois L 27-28
 238-174

1980 (6-5-0 .546, 5-4-0 .556 MAC)

Coach Brian Burke
 Sept. 13 at Minnesota L 14-38
 Sept. 20 Eastern Michigan W 34-6
 Sept. 27 Northern Illinois L 21-22
 Oct. 5 at Kent L 14-15
 Oct. 12 Central Michigan W 24-9
 Oct. 19 Miami W 17-7
 Oct. 26 Toledo W 24-9
 Nov. 2 at Western Michigan L 7-13
 Nov. 9 Marshall W 28-20
 Nov. 16 at Ball State L 18-37
 Nov. 23 at Bowling Green W 21-20
 222-196

1981 (5-6-0 .455, 5-4-0 .556 MAC)

Coach Brian Burke
 Sept. 12 at Minnesota L 17-19
 Sept. 19 Bowling Green W 23-21
 Sept. 26 Ball State W 30-27
 Oct. 3 at Toledo L 14-21
 Oct. 10 Cincinnati L 9-19
 Oct. 17 Eastern Michigan W 29-7
 Oct. 24 at Miami L 14-40
 Oct. 31 Central Michigan L 21-38
 Nov. 7 at Northern Illinois L 14-38
 Nov. 14 Western Michigan W 37-20
 Nov. 21 at Kent W 20-7
 228-257

1982 (6-5-0 .546, 5-4-0 .556 MAC)

Coach Brian Burke
 Sept. 4 at Bowling Green L 0-40
 Sept. 11 at Minnesota L 3-57
 Sept. 18 Richmond^ W 23-14
 Sept. 25 Toledo W 17-14
 Oct. 2 at Ball State W 34-7
 Oct. 9 at Eastern Michigan W 14-13
 Oct. 16 Miami W 20-0
 Oct. 23 at Central Michigan L 18-42

Oct. 30 Northern Illinois L 0-36
 Nov. 6 at Western Michigan L 7-16
 Nov. 13 Kent W 24-20
 160-259

^Children's Hospital Benefit played in Columbus, Oh

1983 (4-7-0 .364, 3-6-0 .333 MAC)

Coach Brian Burke
 Sept. 3 at West Virginia L 3-55
 Sept. 10 at Richmond W 17-10
 Sept. 17 Ball State L 14-31
 Sept. 24 Eastern Michigan W 31-14
 Oct. 1 at Toledo L 0-31
 Oct. 8 Central Michigan L 9-14
 Oct. 15 at Kent W 21-20
 Oct. 22 Western Michigan L 14-16
 Oct. 29 at Miami W 17-14
 Nov. 5 Bowling Green L 20-24
 Nov. 12 at Northern Illinois L 17-41
 163-270

1984 (4-6-1 .409, 4-4-1 .500 MAC)

Coach Brian Burke
 Sept. 1 at West Virginia L 0-38
 Sept. 8 at NC State L 6-41
 Sept. 15 at Ball State W 31-17
 Sept. 22 at Eastern Michigan W 16-13
 Sept. 29 Toledo T 16-16
 Oct. 13 at Central Michigan L 3-35
 Oct. 20 Kent L 7-19
 Oct. 27 at Western Michigan L 14-33
 Nov. 1 Miami W 24-19
 Nov. 8 at Bowling Green L 7-28
 Nov. 15 Northern Illinois W 10-3
 134-262

1985 (2-9-0 .182, 2-7-0 .222 MAC)

Coach Cleve Bryant
 Sept. 14 at Marshall L 7-31
 Sept. 21 at Duke L 13-34
 Sept. 28 Central Michigan L 7-13
 Oct. 5 at Miami L 22-29
 Oct. 12 Ball State L 23-36
 Oct. 19 Eastern Michigan L 21-27
 Oct. 26 at Toledo L 10-24
 Nov. 2 at Kent W 33-23
 Nov. 9 Western Michigan W 21-15
 Nov. 16 at Northern Illinois L 7-35
 Nov. 23 Bowling Green L 17-38
 181-305

1986 (1-10-0 .091, 0-8-0 .000 MAC)

Coach Cleve Bryant
 Sept. 6 at Bowling Green L 16-21
 Sept. 13 Marshall L 7-21
 Sept. 20 at Duke L 7-22
 Sept. 27 at Central Michigan L 27-56
 Oct. 4 Miami L 14-34
 Oct. 11 at Ball State L 9-30
 Oct. 18 at Eastern Michigan L 31-33
 Oct. 25 Toledo L 21-24
 Nov. 1 Kent L 13-17
 Nov. 8 at Western Michigan L 17-45
 Nov. 15 Northern Illinois W 34-26
 196-329

1987 (1-10-0 .091, 0-8-0 .000 MAC)

Coach Cleve Bryant
 Sept. 5 at West Virginia L 3-23
 Sept. 12 Marshall W 23-15
 Sept. 19 at Toledo L 12-17
 Oct. 3 at Kentucky L 0-28
 Oct. 10 Bowling Green L 7-28
 Oct. 17 at Miami L 9-10

BOBCAT FOOTBALL 2015 OHIO

OHIO ALL-TIME RESULTS

Oct. 24 Kent L 10- 24
 Oct. 31 at Eastern Michigan L 16- 34
 Nov. 7 Central Michigan L 17- 31
 Nov. 14 at Ball State L 17- 30
 Nov. 21 Western Michigan L 13- 31
 127-271

1988 (4-6-1 .409, 4-3-1 .563 MAC)

Coach Cleve Bryant

Sept. 10 at Marshall L 14- 31
 Sept. 17 at Purdue L 10- 33
 Sept. 24 at UNLV L 18- 26
 Oct. 1 Toledo W 24- 14
 Oct. 8 at Bowling Green L 0- 42
 Oct. 15 Miami W 38- 21
 Oct. 22 at Kent W 21- 14
 Oct. 29 Eastern Michigan T 17- 17
 Nov. 5 at Central Michigan L 10- 42
 Nov. 12 Ball State W 27- 25
 Nov. 15 at Western Michigan L 16- 23
 195-288

1989 (1-9-1 .136, 1-6-1 .188 MAC)

Coach Cleve Bryant

Sept. 2 at Toledo L 18- 27
 Sept. 9 at Iowa State L 3- 28
 Sept. 16 Eastern Michigan L 25- 30
 Sept. 23 at Vanderbilt L 10- 54
 Sept. 30 at LSU L 6- 57
 Oct. 7 Bowling Green L 28- 31
 Oct. 14 at Miami T 22- 22
 Oct. 21 Kent W 37- 14
 Oct. 28 at Western Michigan L 13- 28
 Nov. 11 at Central Michigan L 15- 24
 Nov. 18 Ball State L 14- 33
 191-349

1990 (1-9-1 .136, 0-7-1 .063 MAC)

Coach Tom Lichtenberg

Sept. 1 at #17 Pittsburgh L 3- 35
 Sept. 15 at Eastern Michigan L 18- 21
 Sept. 22 Tennessee Tech W 42- 32
 Sept. 29 Toledo L 20- 27
 Oct. 6 at Bowling Green T 10- 10
 Oct. 13 Miami L 18- 40
 Oct. 20 Kent L 15- 44
 Oct. 27 Western Michigan L 23- 31
 Nov. 3 at Youngstown St. L 0- 27
 Nov. 10 Central Michigan L 7- 52
 Nov. 17 Ball State L 6- 23
 162-342

1991 (2-8-1 .227, 1-6-1 .187 MAC)

Coach Tom Lichtenberg

Aug. 31 Central Michigan T 17- 17
 Sept. 14 Tennessee Tech W 35- 14
 Sept. 21 at Mississippi L 14- 38
 Sept. 28 at Western Michigan L 9- 35
 Oct. 5 at Toledo L 13- 17
 Oct. 12 Bowling Green L 14- 45
 Oct. 19 at Miami L 0- 34
 Oct. 26 Kent W 45- 40
 Nov. 2 at Ball State L 6- 10
 Nov. 9 Eastern Michigan L 10- 13
 Nov. 23 at Tulsa L 13- 45
 176-308

1992 (1-10-0 .091, 1-7-0 .125 MAC)

Coach Tom Lichtenberg

Sept. 5 at Iowa State L 9- 35
 Sept. 12 at Kent W 27- 14
 Sept. 19 at Central Michigan L 0- 24
 Sept. 26 Western Michigan L 3- 19
 Oct. 3 Akron L 0- 13
 Oct. 10 at Bowling Green L 14- 31

Oct. 17 Miami L 21- 23
 Oct. 24 at Eastern Michigan L 6- 7
 Oct. 31 Ball State L 21- 24
 Nov. 7 Youngstown St. L 20- 28
 Nov. 14 at Colorado St. L 24- 35
 145-253

1993 (4-7-0 .364, 4-5-0 .444 MAC)

Coach Tom Lichtenberg

Sept. 4 at #14 North Carolina L 3- 44
 Sept. 11 at Central Michigan L 0- 38
 Sept. 18 Ball State L 16- 24
 Sept. 25 at Toledo L 10- 28
 Oct. 2 at #21 Virginia L 7- 41
 Oct. 9 Bowling Green L 0- 20
 Oct. 16 Kent W 15- 10
 Oct. 23 at Miami W 22- 20
 Oct. 30 Akron W 21- 13
 Nov. 6 Western Michigan L 28- 34
 Nov. 13 at Eastern Michigan W 12- 10
 134-282

1994 (0-11-0 .000, 0-9-0 .000 MAC)

Coach Tom Lichtenberg

Sept. 10 at Pittsburgh L 16- 30
 Sept. 17 Utah State L 0- 5
 Sept. 24 at Ball State L 14- 21
 Oct. 2 Toledo L 6- 31
 Oct. 8 at Bowling Green L 0- 32
 Oct. 15 Miami L 10- 31
 Oct. 22 at Kent L 0- 24
 Oct. 29 Central Michigan L 10- 22
 Nov. 5 at Western Michigan L 3- 15
 Nov. 12 Eastern Michigan L 13- 24
 Nov. 19 at Akron L 10- 24
 82-259

1995 (2-8-1 .182, 1-6-1 .187 MAC)

Coach Jim Grobe

Aug. 31 at Iowa State L 21- 36
 Sept. 9 Illinois State W 14- 6
 Sept. 16 Kent T 28- 28
 Sept. 23 at Eastern Michigan L 20- 31
 Sept. 30 at North Carolina L 0- 62
 Oct. 14 Western Michigan L 17- 34
 Oct. 21 at Akron W 29- 23
 Oct. 28 Ball State L 3- 6
 Nov. 4 at Bowling Green L 7- 33
 Nov. 11 Miami L 2- 30
 Nov. 18 at Toledo L 20- 31
 161-320

1996 (6-6-0 .500, 5-3-0 .625 MAC)

Coach Jim Grobe

Aug. 29 Akron W 44- 14
 Sept. 7 at Hawai'i W 21- 10
 Sept. 14 at Army L 20- 37
 Sept. 21 at Northwestern L 7- 8
 Oct. 5 Eastern Michigan W 7- 0
 Oct. 12 at Ball State L(OT) 27- 30
 Oct. 19 at Kent W 24- 15
 Oct. 26 Bowling Green W 38- 0
 Nov. 2 at Western Michigan W 38- 0
 Nov. 9 at Miami L 8- 24
 Nov. 16 at East Carolina L 45- 55
 Nov. 23 Toledo L 23- 24
 302-237

1997 (8-3-0 .727, 6-2-0 .750 MAC)

Coach Jim Grobe

Aug. 28 Kent W 31- 7
 Sept. 6 at Maryland W 21- 14
 Sept. 13 at #20 Kansas State L 20- 23
 Sept. 20 Buffalo W 50- 0
 Sept. 27 Western Michigan W 31- 7

Oct. 4 at Eastern Michigan W 47- 7
 Oct. 18 Bowling Green W 24- 0
 Oct. 25 at Akron W 21- 17
 Nov. 1 at Northern Illinois W 35- 30
 Nov. 8 Miami L 21- 45
 Nov. 15 at Marshall L 0- 27
 301-177

1998 (5-6-0 .455, 5-3-0 .625 MAC)

Coach Jim Grobe

Sept. 3 at NC State L 31- 34
 Sept. 12 at #17 Wisconsin L 0- 45
 Sept. 19 East Carolina L 14- 21
 Sept. 26 at Western Michigan W 37- 35
 Oct. 3 at Bowling Green L 7- 35
 Oct. 10 Marshall L 23- 30
 Oct. 17 Akron W 28- 14
 Oct. 31 at Miami L 21- 35
 Nov. 7 Eastern Michigan W 49- 21
 Nov. 14 Northern Illinois W 28- 12
 Nov. 21 at Kent W 31- 21
 269-303

1999 (5-6-0 .455, 5-3-0 .625 MAC)

Coach Jim Grobe

Sept. 4 at Minnesota L 7- 33
 Sept. 11 Northern Iowa L 21- 36
 Sept. 18 at #12 Ohio St. L 16- 40
 Sept. 25 Buffalo W 45- 6
 Oct. 2 Kent W 31- 3
 Oct. 9 at Akron L 28- 41
 Oct. 16 at Eastern Michigan L 26- 27
 Oct. 23 Bowling Green W 17- 14
 Oct. 30 at Ball St. W 37- 25
 Nov. 13 Miami W 40- 28
 Nov. 26 at #12 Marshall L 3- 34
 271-287

2000 (7-4-0 .636, 5-3-0 .625 MAC)

Coach Jim Grobe

Sept. 2 at Iowa State L 15- 25
 Sept. 9 at Minnesota W 23- 17
 Sept. 16 Tennessee Tech W 52- 14
 Sept. 23 Akron L 20- 23
 Sept. 30 at Western Michigan L 10- 23
 Oct. 7 Buffalo W 42- 20
 Oct. 14 at Kent State W 44- 7
 Oct. 21 Central Michigan W 52- 3
 Nov. 4 at Miami L 24- 27
 Nov. 11 at Bowling Green W 23- 21
 Nov. 18 Marshall W 38- 28
 343-208

2001 (1-10-0 .091, 1-7-0 .125 MAC)

Coach Brian Knorr

Aug. 30 at Akron L 29- 31
 Sept. 8 at West Virginia L 3- 20
 Sept. 22 Iowa State L 28- 31
 Oct. 6 #23 Toledo L 41- 48
 Oct. 13 at Central Michigan W 34- 3
 Oct. 20 Miami L 24- 36
 Oct. 27 Kent State L 14- 24
 Nov. 2 at Buffalo L 0- 44
 Nov. 10 Bowling Green L 0- 17
 Nov. 17 at Marshall L 18- 42
 Nov. 24 at NC State L 7- 27
 198-323

2002 (4-8-0 .333, 4-4 .500 MAC)

Coach Brian Knorr

Aug. 31 at Pittsburgh L 14- 27
 Sept. 7 Northeastern L 0- 31
 Sept. 14 at #12 Florida L 6- 34
 Sept. 21 at Connecticut L 19- 37
 Sept. 28 Buffalo W 34- 32

Oct. 5 at Bowling Green L 21- 72
 Oct. 12 Eastern Michigan W 55- 27
 Oct. 19 at Kent State W 50- 0
 Nov. 2 at Miami L 20- 38
 Nov. 9 Akron W 27- 10
 Nov. 23 Marshall L 21- 24
 Nov. 30 at UCF L 32- 42
 299-374

2003 (2-10-0 .167, 1-7 .125 MAC)

Coach Brian Knorr

Aug. 28 SE Missouri St. W 17- 3
 Sept. 6 at Iowa State L 20- 48
 Sept. 13 Minnesota L 20- 42
 Sept. 27 Western Michigan L 32- 39
 Oct. 4 at #16 Northern Illinois L(OT) 23- 30
 Oct. 11 UCF W 28- 0
 Oct. 18 at Kentucky L 14- 35
 Oct. 25 at Buffalo L 17- 26
 Nov. 8 Kent State L 33- 37
 Nov. 15 at Akron L 28- 35
 Nov. 22 #23 Miami L 31- 49
 Nov. 28 at Marshall L 0- 28
 263-372

2004 (4-7-0 .364, 2-6 .250 MAC)

Coach Brian Knorr

Sept. 4 VMI W 42- 14
 Sept. 11 at Pittsburgh L 3- 24
 Sept. 18 at Miami L 20- 40
 Sept. 25 Buffalo W 34- 0
 Oct. 2 at Kentucky W 28- 16
 Oct. 9 Marshall L 13- 16
 Oct. 16 at Toledo L 13- 31
 Oct. 23 Bowling Green L 16- 41
 Oct. 30 at Kent State L 16- 42
 Nov. 6 at UCF W(OT) 17- 16
 Nov. 13 Akron L 19- 31
 221-271

2005 (4-7-0 .364, 3-5 .375 MAC)

Coach Frank Solich

Sept. 3 at Northwestern L 14- 38
 Sept. 9 Pittsburgh W(OT) 16- 10
 Sept. 17 at #4 Virginia Tech L 0- 45
 Sept. 24 Kent State W 35- 32
 Oct. 8 at Bowling Green L 14- 38
 Oct. 15 at Central Michigan L 10- 37
 Oct. 22 Ball State W 38- 21
 Oct. 29 at Buffalo W 34- 20
 Nov. 4 Toledo L 21- 30
 Nov. 15 at Akron L 3- 27
 Nov. 21 Miami L 7- 38
 192-336

2006 (9-5-0 .643, 7-1 .875 MAC)

MAC East Champion

Coach Frank Solich

Sept. 2 UT Martin W 29- 3
 Sept. 9 at Northern Illinois W 35- 23
 Sept. 16 at Rutgers L 7- 24
 Sept. 23 at Missouri L 6- 31
 Sept. 30 Bowling Green L 9- 21
 Oct. 7 Western Michigan W 27- 20
 Oct. 14 at Illinois W 20- 17
 Oct. 21 Buffalo W 42- 7
 Oct. 28 at Kent State W 17- 7
 Nov. 4 at Eastern Michigan W 16- 10
 Nov. 16 Akron W 17- 7
 Nov. 24 at Miami W 34- 24

MAC Championship Game

Nov. 30 vs. Central Michigan L 10- 31

GMAC Bowl

Jan. 7 vs. Southern Miss. L 7- 28
 276-253

OHIO BOBCAT FOOTBALL 2015

OHIO ALL-TIME RESULTS

2007 (6-6 .500, 4-4 .500 MAC)

Coach Frank Solich

Sept. 1 Gardner-Webb	W 36-14
Sept. 8 at Louisiana-Lafayette	W 31-23
Sept. 15 at Virginia Tech	L 7-28
Sept. 22 Wyoming	L 33-34
Sept. 29 Kent State	L 25-33
Oct. 6 at Buffalo	L 10-31
Oct. 13 Eastern Michigan	W 48-42
Oct. 20 at Toledo	L 0-43
Oct. 27 at Bowling Green	W 38-27
Nov. 2 Temple	W 23-7
Nov. 7 at Akron	L 37-48
Nov. 24 Miami	W 38-29
	366-359

2008 (4-8 .333, 3-5 .600 MAC)

Coach Frank Solich

Aug. 30 at Wyoming	L 21-20
Sept. 6 at Ohio State	L 26-14
Sept. 13 Central Michigan	L 31-28
Sept. 20 at Northwestern	L 16-8
Sept. 27 VMI	W 51-31
Oct. 4 at Western Michigan	L 41-20
Oct. 11 at Kent State	W 26-19
Oct. 21 at Temple	L 14-10
Oct. 28 Buffalo	L 32-19
Nov. 8 at Bowling Green	L 28-3
Nov. 22 Akron	W 49-42
Nov. 28 at Miami	W 42-26
	289-327

2009 (9-5 .643, 7-1 .875 MAC)

MAC East Champion

Coach Frank Solich

Sept. 5 UConn	L 16-23
Sept. 12 at North Texas (2OT)	W 31-30
Sept. 19 Cal Poly	W 28-10
Sept. 26 at Tennessee	L 23-34
Oct. 3 at Bowling Green	W 44-37
Oct. 10 at Akron	W 19-7
Oct. 17 Miami	W 28-8
Oct. 24 Kent State	L 11-20
Oct. 31 at Ball State	W 20-17
Nov. 10 at Buffalo	W 27-24
Nov. 21 Northern Illinois	W 38-31
Nov. 27 Temple	W 35-17
MAC Championship at Ford Field	
Dec. 4 Central Michigan	L 10-20
Little Caesars Pizza Bowl at Ford Field	
Dec. 26 Marshall	L 17-21
	347-299

2010 (8-5 .615, 6-2 .750 MAC)

Coach Frank Solich

Sept. 4 Wofford	W 33-10
Sept. 11 Toledo	L 13-20
Sept. 18 at #2 Ohio State	L 7-43
Sept. 25 at Marshall	L 23-24
Oct. 2 at Eastern Michigan	W 30-17
Oct. 9 Bowling Green	W 49-25
Oct. 16 Akron	W 38-10
Oct. 23 at Miami	W 34-13
Oct. 30 Louisiana	W 38-31
Nov. 4 Buffalo	W 34-17
Nov. 16 at Temple	W 31-23
Nov. 26 at Kent State	L 6-28
New Orleans Bowl at The Superdome	
Dec. 18 vs Troy	L 21-48

2011 (10-4 .714, 6-2 .750 MAC)

MAC East Champion

Famous Idaho Potato Bowl Champions

Coach Frank Solich

Sept. 3 New Mexico State	W 44-24
Sept. 10 Gardner-Webb	W 30-3
Sept. 17 Marshall	W 44-7
Sept. 24 at Rutgers	L 26-38
Oct. 1 Kent State	W 17-10
Oct. 8 at Buffalo	L 37-38
Oct. 15 Ball State	L 20-23
Oct. 22 at Akron	W 37-20
Nov. 2 Temple	W 35-31
Nov. 10 at Central Michigan	W 43-28
Nov. 16 at Bowling Green	W 29-28
Nov. 22 Miami	W 21-14
MAC Championship at Ford Field	
Dec. 2 Northern Illinois	L 20-23
Famous Idaho Potato Bowl	
Dec. 17 Utah State	W 24-23
	427-310

2012 (9-4 .692, 4-4 .500 MAC)

Advocare V100 Independence Bowl Champions

Coach Frank Solich

Sept. 1 at Penn State	W 24-14
Sept. 8 New Mexico State	W 51-24
Sept. 15 at Marshall	W 27-24
Sept. 22 Norfolk State	W 44-10
Sept. 29 at Massachusetts	W 37-34
Oct. 6 Buffalo	W 38-31
Oct. 13 Akron	W 34-28

Oct. 27 at Miami	L 23-20
Nov. 1 Eastern Michigan	W 45-14
Nov. 7 Bowling Green	L 26-14
Nov. 14 at Ball State	L 52-27
Nov. 23 at No. 23 Kent State	L 28-6
Advocare V100 Independence Bowl	
Dec. 28 Louisiana-Monroe	W 45-14
	412-322

2013 (7-6 .538, 4-4 .500 MAC)

Coach Frank Solich

Sept. 1 at No. 9 Louisville	L 49-7
Sept. 7 North Texas	W 27-21
Sept. 14 Marshall	W 34-31
Sept. 21 Austin Peay	W 38-0
Oct. 5 at Akron	W 43-3
Oct. 12 Central Michigan	L 26-23
Oct. 19 at Eastern Michigan	W 56-28
Oct. 26 Miami	W 41-16
Nov. 5 at Buffalo	L 30-3
Nov. 12 at Bowling Green	L 49-0
Nov. 19 Kent State	L 44-13
Nov. 29 Massachusetts	W 51-23
Beef 'O' Brady's Bowl	
Dec. 23 East Carolina	L 37-20
	356-357

2014 (6-6 .500, 4-4 .500 MAC)


Coach Frank Solich

Aug. 30 at Kent State	W 17-14
Sept. 6 at Kentucky	L 20-3
Sept. 13 at Marshall	L 44-14
Sept. 20 Idaho	W 36-24
Sept. 27 Eastern Illinois	W 34-19
Oct. 4 at Central Michigan	L 28-10
Oct. 11 Bowling Green	L 31-13
Oct. 18 Akron	W 23-20
Oct. 25 at Western Michigan	L 42-21
Nov. 5 Buffalo	W 37-14
Nov. 18 Northern Illinois	L 21-14
Nov. 25 at Miami	W 24-21

All-Time MAC Finishes

Year	Record	Place
1947	1-3-0	4th
1948	2-3-0	4th
1949	2-2-0	3rd
1950	2-2-0	3rd
1951	2-2-0	4th
1952	5-2-0	3rd
1953	5-0-1	1st
1954	5-2-0	3rd
1955	3-3-0	4th
1956	2-4-0	t-4th
1957	1-4-1	t-5th
1958	2-4-0	t-4th
1959	4-2-0	2nd
1960	6-0-0	1st
1961	3-2-1	4th
1962	5-1-0	2nd
1963	5-1-0	1st
1964	3-2-1	4th
1965	0-6-0	7th
1966	3-3-0	4th
1967	5-1-0	t-1st
1968	6-0-0	1st
1969	2-3-0	t-3rd
1970	3-2-0	t-2nd
1971	2-3-0	t-3rd
1972	1-4-0	6th
1973	2-3-0	t-3rd
1974	3-2-0	t-2nd
1975	3-3-1	6th
1976	6-2-0	t-2nd
1977	0-8-0	10th
1978	3-5-0	t-5th
1979	4-4-0	t-4th
1980	5-4-0	t-5th
1981	5-4-0	t-5th
1982	5-4-0	t-5th
1983	3-6-0	8th
1984	4-4-1	4th
1985	2-7-0	10th
1986	0-8-0	9th
1987	0-8-0	9th
1988	4-3-1	5th
1989	1-6-1	t-7th
1990	0-7-1	9th
1991	1-6-1	8th
1992	1-7-0	t-9th
1993	4-5-0	6th
1994	0-9-0	10th
1995	1-6-1	9th
1996	5-3-0	4th
1997	6-2-0	t-2nd/East
1998	5-3-0	t-3rd/East
1999	5-3-0	t-3rd/East
2000	5-3-0	t-3rd/East
2001	1-7-0	7th/East
2002	4-4-0	4th/East
2003	1-7-0	t-6th/East
2004	2-6-0	t-5th/East
2005	3-5-0	4th/East
2006	7-1-0	1st/East
2007	4-4-0	t-4th/East
2008	3-5-0	t-4th/East
2009	7-1-0	1st/East
2010	6-2-0	t-1st/East
2011	6-2-0	1st/East
2012	4-4-0	3rd/East
2013	4-4-0	3rd/East
2014	4-4-0	2nd/East

Bold indicates MAC champions
Italic indicates division champions



Pennsylvania natives Tyler Futrell (left) and Neal Huynh (right) celebrate the Bobcats' season-opening win over Penn State on the road. The win was the first of seven straight victories for the Bobcats in 2012.

BOBCAT FOOTBALL 2015 OHIO

OHIO SERIES HISTORIES

Akron (18-12-1)

1912	A	27-0	L
1919	A	10-6	L
1920	H	39-0	W
1926	A	3-0	L
1941	A	0-0	T
1942	H	39-0	W
1950	A	28-6	W
1951	H	40-7	W
Oct. 3, 1992	H	13-0	L
Oct. 30, 1993	H	21-13	W
Nov. 19, 1994	A	24-10	L
Oct. 21, 1995	A	29-23	W
Aug. 29, 1996	H	44-14	W
Oct. 25, 1997	A	21-17	W
Oct. 17, 1998	H	28-14	W
Oct. 9, 1999	A	41-28	L
Sept. 23, 2000	H	23-20	L
Aug. 30, 2001	A	31-29	W
Nov. 9, 2002	H	27-10	W
Nov. 15, 2003	A	35-28	L
Nov. 13, 2004	H	31-19	L
Nov. 15, 2005	A	27-3	L
Nov. 16, 2006	H	17-7	W
Nov. 7, 2007	A	48-37	L
Nov. 22, 2008	H	49-42	W
Oct. 10, 2009	A	19-7	W
Oct. 16, 2010	H	38-10	W
Oct. 22, 2011	A	37-20	W
Oct. 13, 2012	H	34-28	W
Oct. 5, 2013	A	43-3	W
Oct. 18, 2014	H	23-20	W

Ball State (8-15-0)

1975	H	10-0	W
Nov. 15, 1980	A	37-18	L
Sept. 26, 1981	H	30-27	W
Oct. 9, 1982	A	34-7	W
Sept. 17, 1983	H	31-14	L
Sept. 15, 1984	A	31-17	W
Oct. 12, 1985	H	36-23	L
Oct. 11, 1986	A	30-9	L
Nov. 14, 1987	A	30-17	L
Nov. 12, 1988	H	27-25	W
Nov. 18, 1989	H	33-14	L
Nov. 17, 1990	A	23-6	L
Nov. 2, 1991	A	10-6	L
Oct. 31, 1992	H	24-21	L
Sept. 18, 1993	H	24-16	L
Sept. 24, 1994	A	21-14	L
Oct. 28, 1995	H	6-3	L
Oct. 12, 1996	A	30-27	L
Oct. 30, 1999	A	37-25	W
Oct. 22, 2005	H	38-21	W
Oct. 31, 2009	A	20-17	W
Oct. 15, 2011	H	23-20	L
Nov. 14, 2012	A	52-27	L

Bowling Green (25-39-2)

1945	H	6-0	L
1947	A	2-0	L
1948	H	13-7	L
1951	H	28-7	W
1952	A	33-14	W
1953	H	22-14	W
1954	A	26-14	W
1955	H	13-0	L
1956	A	41-27	L
1957	H	7-7	T
1958	A	33-6	L
1959	H	13-9	L
Nov. 12, 1960	A	14-7	W
Nov. 11, 1961	H	7-6	L
Nov. 10, 1962	A	7-6	L
Nov. 16, 1963	H	16-0	W
Nov. 14, 1964	A	21-0	W
Nov. 20, 1965	H	17-7	L
Nov. 12, 1966	A	28-0	L
Nov. 11, 1967	H	31-7	W

Nov. 9, 1968	A	28-27	W
Nov. 8, 1969	H	23-16	L
Nov. 7, 1970	A	34-7	W
Sept. 18, 1971	H	20-19	L
Nov. 4, 1972	A	17-0	L
Nov. 3, 1973	H	24-23	W
Nov. 2, 1974	A	33-22	W
Nov. 8, 1975	H	19-17	L
Nov. 6, 1976	A	31-26	W
Nov. 12, 1977	H	39-27	L
Nov. 18, 1978	A	19-15	W
Nov. 17, 1979	H	48-21	W
Nov. 22, 1980	A	21-20	W
Sept. 19, 1981	H	23-21	W
Sept. 4, 1982	A	40-0	L
Nov. 12, 1983	H	24-20	L
Nov. 10, 1984	A	28-7	L
Nov. 23, 1985	H	38-17	L
Sept. 6, 1986	A	21-16	L
Oct. 10, 1987	H	28-7	L
Oct. 8, 1988	A	42-0	L
Oct. 7, 1989	H	31-28	L
Oct. 6, 1990	A	10-10	T
Oct. 12, 1991	H	45-14	L
Oct. 10, 1992	A	31-14	L
Oct. 9, 1993	H	20-0	L
Oct. 8, 1994	A	32-0	L
Nov. 4, 1995	A	33-7	L
Oct. 26, 1996	H	38-0	W
Oct. 18, 1997	H	24-0	W
Oct. 3, 1998	A	35-7	L
Oct. 23, 1999	H	17-14	W
Nov. 11, 2000	A	23-21	W
Nov. 10, 2001	H	17-0	L
Oct. 5, 2002	A	72-21	L
Oct. 23, 2004	H	41-16	L
Oct. 8, 2005	A	38-14	L
Sept. 30, 2006	H	21-9	L
Oct. 27, 2007	A	38-27	W
Nov. 8, 2008	H	28-3	L
Oct. 3, 2009	A	44-37	W
Oct. 9, 2010	H	49-25	W
Nov. 16, 2011	A	29-28	W
Nov. 7, 2012	H	26-14	L
Nov. 12, 2013	A	49-0	L
Oct. 11, 2014	H	31-13	L

Buffalo (13-8-0)

1949	H	20-7	L
1950	A	22-14	W
Oct. 27, 1962	A	41-6	W
Sept. 21, 1963	H	7-0	L
Sept. 20, 1997	H	50-0	W
Sept. 25, 1999	H	45-6	W
Oct. 7, 2000	H	42-20	W
Nov. 3, 2001	A	44-0	L
Sept. 28, 2002	H	34-32	W
Oct. 25, 2003	A	26-17	L
Sept. 25, 2004	H	34-0	W
Oct. 29, 2005	A	34-20	W
Oct. 21, 2006	H	42-7	W
Oct. 6, 2007	A	31-10	L
Oct. 28, 2008	H	32-19	L
Nov. 10, 2009	A	27-24	W
Nov. 4, 2010	H	34-17	W
Oct. 8, 2011	A	38-37	L
Oct. 6, 2012	H	38-31	W
Nov. 5, 2013	A	30-3	L
Nov. 5, 2014	H	37-14	W

Central Michigan (5-23-2)

Sept. 9, 1972	H	26-21	W
Sept. 13, 1975	A	6-6	T
Oct. 9, 1976	A	17-15	L
Sept. 24, 1977	H	31-14	L
Oct. 7, 1978	H	17-3	L
Oct. 6, 1979	A	26-0	L
Oct. 11, 1980	H	24-9	W
Oct. 31, 1981	H	38-21	L

Oct. 30, 1982	A42-18	L
Oct. 15, 1983	H	14-9 L
Oct. 13, 1984	A	35-3 L
Sept. 28, 1985	H	13-7 L
Sept. 27, 1986	A	56-27 L
Nov. 7, 1987	H	31-17 L
Nov. 5, 1988	A	42-10 L
Nov. 11, 1989	A	24-15 L
Nov. 10, 1990	H	52-7 L
Aug. 31, 1991	H	17-17 T
Sept. 19, 1992	A	24-0 L
Sept. 11, 1993	A	38-0 L
Oct. 29, 1994	H	22-10 L
Oct. 21, 2000	H	52-3 W
Oct. 13, 2001	A	34-3 W
Oct. 15, 2005	A	37-10 L
Nov. 30, 2006	N	10-31 L
Sept. 13, 2008	H	31-28 L
Dec. 4, 2009	N	20-10 L
Nov. 10, 2011	A	43-28 W
Oct. 12, 2013	H	26-23 L

Eastern Michigan (18-11-1)

Sept. 4, 1976	A	23-7	W
Oct. 8, 1977	A	31-14	L
Sept. 9, 1978	H	23-22	W
Sept. 15, 1979	H	20-7	W
Sept. 20, 1980	A	34-6	W
Oct. 17, 1981	H	29-7	W
Oct. 16, 1982	A	14-13	W
Sept. 24, 1983	H	31-14	W
Sept. 22, 1984	A	16-13	W
Oct. 19, 1985	H	27-21	L
Oct. 18, 1986	A	33-31	L
Oct. 31, 1987	A	34-16	L
Oct. 29, 1988	H	17-17	T
Sept. 16, 1989	H	30-25	L
Sept. 15, 1990	A	21-18	L
Nov. 9, 1991	H	13-10	L
Oct. 24, 1992	A	7-6	L
Nov. 13, 1993	A	12-10	W
Nov. 12, 1994	H	24-13	L
Sept. 23, 1995	A	31-20	L
Oct. 5, 1996	H	7-0	W
Oct. 4, 1997	A	47-7	W
Nov. 7, 1998	H	49-21	W
Oct. 16, 1999	A	27-26	L
Oct. 12, 2002	H	55-27	W
Nov. 4, 2006	A	16-10	W
Oct. 13, 2007	H	48-42	W
Oct. 2, 2010	A	30-17	W
Nov. 1, 2012	H	45-14	W
Oct. 19, 2013	A	56-28	W
Oct. 4, 2014	A	28-10	L

Kent State (40-25-2)

1936	H	6-0	W
1949	H	34-6	W
1950	A	35-13	L
1951	H	28-27	W
1952	A	27-18	W
1953	H	40-21	W
1954	A	14-7	W
1955	H	20-14	L
1956	A	32-13	L
1957	H	14-9	L
1958	A	14-6	L
1959	H	46-0	W
Oct. 1, 1960	A	25-8	W
Sept. 30, 1961	H	23-17	L
Sept. 29, 1962	A	21-0	W
Oct. 5, 1963	H	20-0	W
Oct. 3, 1964	A	3-3	T
Oct. 2, 1965	H	27-10	L
Oct. 1, 1966	A	12-10	W
Sept. 30, 1967	H	1-0	W*
Sept. 28, 1968	A	31-7	W
Sept. 20, 1969	H	35-0	W

Sept. 19, 1970	A	24-14	W
Sept. 25, 1971	H	37-21	W
Sept. 23, 1972	A	37-14	L
Sept. 22, 1973	H	35-7	L
Sept. 21, 1974	A	20-0	W
Sept. 27, 1975	H	23-21	W
Sept. 18, 1976	A	14-12	W
Oct. 1, 1977	H	44-23	L
Sept. 30, 1978	A	20-14	L
Sept. 29, 1979	H	43-13	W
Oct. 4, 1980	A	15-14	L
Nov. 21, 1981	A	20-7	W
Nov. 20, 1982	H	24-20	W
Oct. 22, 1983	A	21-20	W
Oct. 20, 1984	H	19-7	L
Nov. 2, 1985	A	33-23	W
Nov. 1, 1986	H	17-13	L
Oct. 24, 1987	H	24-10	L
Oct. 22, 1988	A	21-14	W
Oct. 21, 1989	H	37-14	W
Oct. 20, 1990	A	44-15	L
Oct. 26, 1991	H	45-40	W
Sept. 12, 1992	A	27-14	W
Oct. 16, 1993	H	15-10	W
Oct. 22, 1994	A	24-0	L
Sept. 16, 1995	H	28-28	T
Oct. 19, 1996	A	24-15	W
Aug. 28, 1997	H	31-7	W
Nov. 21, 1998	A	31-21	W
Oct. 2, 1999	H	31-3	W
Oct. 14, 2000	A	41-7	W
Oct. 27, 2001	H	24-14	L
Oct. 19, 2002	A	50-0	W
Nov. 8, 2003	H	37-33	L
Oct. 30, 2004	A	42-16	L
Sept. 24, 2005	H	35-32	W
Oct. 28, 2006	A	17-7	W
Sept. 27, 2007	H	33-25	L
Oct. 11, 2008	A	26-19	W
Oct. 24, 2009	H	20-11	L
Nov. 26, 2010	A	6-28	L
Oct. 1, 2011	H	17-10	W
Nov. 23, 2012	A	28-6	L
Nov. 19, 2013	H	44-13	L
Aug. 30, 2014	A	17-14	W

*denotes forfeit

Massachusetts (2-0-0)

Sept. 29, 2012	A	37-34	W
Nov. 29, 2013	H	51-23	W

Miami (37-52-2)

1908	H	5-0	L
1909	A	45-0	L
1912	A	18-6	L
1913	A	44-6	L
1914	H	6-0	W
1915	A	13-6	L
1928	A	20-13	L
1929	H	14-0	W
1930	A	27-6	W
1931	H	13-0	W
1932	A	16-0	L
1933	H	6-0	W
1934	A	7-0	L
1935	H	20-0	W
1936	A	3-0	L
1937	H	19-0	W
1938	A	20-12	W
1939	H	20-7	W
1940	A	27-0	W
1941	H	26-0	W

OHIO BOBCAT FOOTBALL 2015

OHIO SERIES HISTORIES

1950	H	28-20	L
1951	A	7- 0	L
1952	H	20- 0	L
1953	A	7- 7	T
1954	H	46-13	L
1955	A	34- 7	L
1956	H	16- 7	L
1957	A	26- 0	L
1958	H	14-10	L
1959	A	24- 0	L
Oct. 22, 1960	H	21- 0	W
Oct. 21, 1961	A	28-18	W
Oct. 20, 1962	H	12- 6	W
Oct. 26, 1963	A	13-10	W
Oct. 24, 1964	H	10- 7	W
Oct. 23, 1965	A	34- 0	L
Oct. 22, 1966	H	33-13	L
Oct. 21, 1967	A	22-15	L
Oct. 19, 1968	H	24- 7	W
Oct. 18, 1969	A	24-21	L
Oct. 17, 1970	H	23-22	W
Oct. 16, 1971	A	3- 0	W
Oct. 14, 1972	H	31- 7	L
Oct. 13, 1973	A	10- 6	L
Oct. 12, 1974	H	31- 3	L
Oct. 18, 1975	A	17- 9	L
Oct. 16, 1976	H	28-14	W
Oct. 15, 1977	A	38-24	L
Nov. 4, 1978	H	31-16	L
Oct. 13, 1979	A	9- 7	W
Oct. 18, 1980	H	17- 7	W
Oct. 24, 1981	A	40-14	L
Oct. 23, 1982	H	20- 0	W
Nov. 5, 1983	A	17-14	W
Nov. 3, 1984	H	24-19	W
Oct. 5, 1985	A	29-22	L
Oct. 4, 1986	H	34-14	L
Oct. 17, 1987	A	10- 9	L
Oct. 15, 1988	H	38-21	W
Oct. 14, 1989	A	22-22	T
Oct. 13, 1990	H	40-18	L
Oct. 19, 1991	A	34- 0	L
Oct. 17, 1992	H	23-21	L
Oct. 23, 1993	A	22-20	W
Oct. 15, 1994	H	31-10	L
Nov. 11, 1995	H	20- 3	L
Nov. 9, 1996	A	24- 8	L
Nov. 8, 1997	H	45-21	L
Oct. 31, 1998	A	35-21	L
Nov. 13, 1999	H	40-28	W
Nov. 4, 2000	A	27-24	L
Oct. 20, 2001	H	36-24	L
Nov. 2, 2002	A	38-20	L
Nov. 22, 2003	H	49-31	L
Sept. 18, 2004	A	40-20	L
Nov. 21, 2005	H	38- 7	L
Nov. 24, 2006	A	34- 24	W
Nov. 24, 2007	H	38-29	W
Nov. 28, 2008	A	41-26	W
Oct. 17, 2009	H	28-7	W
Oct. 23, 2010	A	34-13	W
Nov. 22, 2011	H	21-14	W
Oct. 27, 2012	A	23-20	L
Oct. 26, 2013	H	41-16	W
Nov. 25, 2014	A	24-21	W

Northern Illinois (9-11-0)

Nov. 23, 1968	H	28-12	W
Oct. 5, 1974	H	31-14	W
Nov. 20, 1976	H	63-15	W
Nov. 19, 1977	A	20- 6	L
Nov. 25, 1978	H	23-14	L
Nov. 24, 1979	A	28-27	L
Sept. 27, 1980	H	22-21	L
Nov. 7, 1981	A	38-14	L
Nov. 6, 1982	H	36- 0	L
Nov. 19, 1983	A	41-17	L
Nov. 17, 1984	H	10- 3	W
Nov. 16, 1985	A	35- 7	L

Nov. 15, 1986	H	34-26	W
Nov. 1, 1997	A	35-30	W
Nov. 14, 1998	H	28-12	W
Oct. 4, 2003	A	30-23	L
Sept. 9, 2006	A	35-23	W
Nov. 21, 2009	H	38-31	W
Dec. 2, 2011	N	23-20	L

Toledo (19-31-1)

1925	H	7- 0	W
1951	A	13- 6	L
1952	H	22-20	W
1953	A	26- 0	W
1954	H	28-20	W
1955	A	40-13	W
1956	H	19-13	L
1957	A	14- 6	L
1958	H	13- 6	W
1959	A	36- 7	W
Sept. 24, 1960	H	48- 7	W
Sept. 23, 1961	A	10- 6	W
Sept. 22, 1962	H	31- 0	W
Oct. 12, 1963	A	18-17	L
Oct. 10, 1964	H	21-12	W
Oct. 9, 1965	A	21- 7	L
Oct. 8, 1966	H	21- 6	W
Sept. 16, 1967	A	20-14	W
Oct. 5, 1968	H	40-31	W
Oct. 4, 1969	A	14- 9	L
Oct. 3, 1970	H	42- 7	L
Oct. 2, 1971	A	31-28	L
Sept. 30, 1972	H	38-22	W
Sept. 29, 1973	A	35- 8	L
Sept. 28, 1974	H	19-16	L
Oct. 25, 1975	A	14-10	L
Oct. 2, 1976	H	34- 8	W
Oct. 22, 1977	A	31-29	L
Oct. 21, 1978	H	28-14	L
Oct. 20, 1979	A	21-13	L
Oct. 25, 1980	H	24- 9	W
Oct. 3, 1981	A	21-14	L
Oct. 2, 1982	H	17-14	W
Oct. 1, 1983	A	31- 0	L
Sept. 29, 1984	H	16-16	T
Oct. 26, 1985	A	24-10	L
Oct. 25, 1986	H	24-21	L
Sept. 19, 1987	A	17-12	L
Oct. 1, 1988	H	24-14	W
Sept. 2, 1989	A	27-18	L
Sept. 29, 1990	H	27-20	L
Oct. 5, 1991	A	17-13	L
Sept. 25, 1993	A	28-10	L
Oct. 1, 1994	H	31- 6	L
Nov. 18, 1995	A	31-20	L
Nov. 23, 1996	H	24-23	L
Oct. 6, 2001	H	48-41	L
Oct. 16, 2004	A	31-13	L
Nov. 4, 2005	H	30-21	L
Oct. 20, 2007	A	43-40	L
Sept. 11, 2010	H	13-20	L
Nov. 18, 2014	H	21-14	L

Western Michigan (28-31-1)

1939	A	13- 6	W
1940	H	20- 7	W
1945	H	21-20	L
1946	A	25- 7	W
1948	H	40- 7	L
1949	A	16- 6	W
1950	H	10- 7	W
1951	A	13- 0	W
1952	H	28-13	W
1953	A	67-12	W
1954	A	19- 6	L
1955	H	40-14	W
1956	A	27- 0	W
1957	H	20- 7	W
1958	A	21-14	L
1959	H	12- 9	W

Oct. 29, 1960	A	24- 0	W
Nov. 18, 1961	H	20-20	T
Nov. 17, 1962	A	32-16	W
Nov. 9, 1963	H	27-13	W
Nov. 7, 1964	A	13- 8	L
Nov. 6, 1965	H	17- 6	L
Nov. 5, 1966	A	20-13	L
Nov. 4, 1967	H	20-10	W
Nov. 2, 1968	A	34-27	W
Nov. 1, 1969	H	22-17	W
Oct. 31, 1970	A	52-23	L
Oct. 30, 1971	H	28-14	L
Oct. 28, 1972	A	34-17	L
Oct. 27, 1973	H	16- 0	W
Oct. 26, 1974	A	26- 3	W
Nov. 1, 1975	H	24-10	W
Oct. 30, 1976	A	21-10	L
Oct. 29, 1977	H	28-22	L
Oct. 28, 1978	A	10- 7	W
Oct. 27, 1979	H	20- 6	L
Nov. 1, 1980	A	13- 7	L
Nov. 14, 1981	H	37-20	W
Nov. 13, 1982	A	16- 7	L
Oct. 29, 1983	H	16-14	L
Oct. 27, 1984	A	33-14	L
Nov. 9, 1985	H	21-15	W
Nov. 8, 1986	A	45-17	L
Nov. 21, 1987	H	31-13	L
Nov. 19, 1988	A	23-16	L
Oct. 28, 1989	A	28-13	L
Oct. 27, 1990	H	31-23	L
Sept. 28, 1991	A	35- 9	L
Sept. 26, 1992	H	19- 3	L
Nov. 6, 1993	H	34-28	L
Nov. 5, 1994	A	15- 3	L
Oct. 14, 1995	H	34-17	L
Nov. 2, 1996	A	38- 0	W
Sept. 27, 1997	H	31- 7	W
Sept. 26, 1998	A	37-35	W
Sept. 30, 2000	A	23-10	L
Sept. 27, 2003	H	39-32	L
Oct. 7, 2006	H	27-20	W
Oct. 4, 2008	A	41-20	L
Oct. 25, 2014	A	42-21	L

Homecoming Series Records

Akron	3-0-0
Ball State	1-1-0
Bowling Green	3-3-0
Buffalo	1-0-0
Central Florida	1-0-0
Central Michigan	2-2-0
Cincinnati	7-4-1
Dayton	3-1-0
Delaware	0-1-0
Denison	0-1-0
Eastern Michigan	2-1-0
Furman	1-0-0
Kent State	5-4-0
Miami	9-10-0
Muskingum	1-0-0
Northern Illinois	0-1-0
Otterbein	1-0-0
Ohio Wesleyan	2-1-0
Toledo	0-2-0
Virginia Tech	0-1-0
VMI	1-0-0
Western Michigan	4-4-0
William & Mary	0-2-0
Wittenberg	1-1-0
Xavier	1-2-0
TOTALS	49-42-1 .533

Ohio vs. I-A Conferences

American Athletic	26-34-4
Cincinnati	23-23-4
Connecticut	0-2-0
East Carolina	0-3-0
Pittsburgh	1-5-0
Central Florida	2-1-0
ACC	3-19-0
Boston College	1-0-0
Duke	0-2-0
Florida State	0-1-0
Louisville	2-3-0
North Carolina	0-3-0
NC State	0-3-0
Syracuse	0-2-0
Virginia	0-1-0
Virginia Tech	0-4-0

Big Ten	9-40-1
Illinois	3-2-0
Indiana	1-4-0
Maryland	1-1-0
Michigan	0-1-0
Minnesota	1-8-1
Northwestern	1-3-0
Ohio State	0-6-0
Penn State	1-5-0
Purdue	0-7-0
Rutgers	1-2-0
Wisconsin	0-1-0

Big 12	5-20-0
Iowa State	0-7-0
Kansas	1-0-0
Kansas State	0-1-0
West Virginia	4-12-0

Conference USA	35-23-6
Marshall	32-20-6
North Texas	2-0-0
Tulane	1-1-0
Tulsa	0-1-0
Southern Mississippi	0-1-0

Mountain West	2-6-0
Colorado State	0-1-0
Hawaii	1-0-0
UNLV	0-1-0
Utah State	1-1-0
Wyoming	0-3-0

SEC	2-11-0
Florida	0-1-0
Kentucky	2-3-0
Louisiana State	0-1-0
Mississippi	0-1-0
Missouri	0-1-0
South Carolina	0-2-0
Tennessee	0-1-0
Vanderbilt	0-1-0

Sun Belt	5-3-0
Louisiana	2-0-0
Troy	0-1-0
Western Kentucky	1-1-0
Idaho	2-1-0

Independents	4-2-0
Army	0-1-0
Idaho	1-1-0
Navy	1-0-0
New Mexico State	2-0-0

2014 Non-Conference Opponents

Kentucky (2-2-0)						Idaho (1-1)					
Oct. 2, 2004	A	28-16	W			Sept. 25, 1976	H	35-0	W		
Marshall (32-19-6)						Eastern Illinois (0-0-0)					
Sept. 12, 2013	A	34-31	W			First Meeting					

BOBCAT FOOTBALL 2015 OHIO

OHIO SERIES RECORDS

OPPONENT	FIRST	LAST	G	W	L	T	OPPONENT	FIRST	LAST	G	W	L	T
Akron	1919	2014	31	18	12	1	Mount Union	1907	1914	3	1	2	0
Army	1996	1996	1	0	1	0	Murray State	1945	1946	2	1	1	0
Athens HS	1904	1904	1	1	0	0	Muskingum	1897	1946	16	13	0	3
Austin Peay	2013	2013	1	1	0	0	Navy	1932	1932	1	1	0	0
Ball State	1975	2012	23	8	15	0	Nelsonville	1899	1899	1	1	0	0
Baldwin-Wallace	1917	1946	6	6	0	0	Nevada-Las Vegas	1988	1988	1	0	1	0
Bethany	1902	1922	5	1	3	1	New Mexico State	2011	2012	2	2	0	0
Boston College	1966	1966	1	1	0	0	North Carolina	1974	1995	3	0	3	0
Boston University	1960	1960	1	1	0	0	NC State	1984	2001	3	0	3	0
Bowling Green	1945	2014	66	25	39	2	Norfolk State	2012	2012	1	1	0	0
Buchtel	1912	1912	1	0	1	0	North Texas	2009	2013	2	2	0	0
Buckhannon	1904	1906	2	1	1	0	Northeastern	2002	2002	1	0	1	0
Buffalo	1949	2014	21	13	8	0	Northern Illinois	1968	2014	20	9	11	0
Butler	1930	1950	10	8	1	1	Northern Iowa	1999	1999	1	0	1	0
Cal Poly	2009	2009	1	1	0	0	Northwestern	1973	2008	4	1	3	0
Camp Sherman	1918	1918	1	1	0	0	Oberlin	1916	1924	4	1	3	0
Carnegie Tech	1917	1917	1	0	1	0	Ohio Medical	1897	1899	3	1	2	0
Central Michigan	1972	2014	30	5	23	2	Ohio Northern	1905	1947	12	6	5	1
Chillicothe	1896	1896	1	1	0	0	Ohio State	1899	2010*	7	0	6	0
Chillicothe YMCA	1896	1896	1	1	0	0	Ohio St. Freshman	1918	1918	1	1	0	0
Cincinnati	1896	1981	50	23	23	4	Otterbein	1897	1922	18	9	7	2
Colorado State	1992	1992	1	0	1	0	Ohio Wesleyan	1895	1947	33	16	12	5
Columbia	1921	1921	1	1	0	0	Parker HS	1895	1896	2	1	0	1
Columbus East HS	1906	1906	1	1	0	0	Parkersburg AC	1900	1902	2	0	2	0
Connecticut	2002	2009	2	0	2	0	Parkersburg HS	1901	1908	3	1	1	1
D & D Institute	1897	1907	2	2	0	0	Parkersburg YMCA	1907	1907	2	1	0	1
Dayton	1930	1970	22	14	8	0	Penn State	1967	2012	6	1	5	0
Dayton YMCA	1898	1898	1	1	0	0	Pittsburgh	1910	2005	6	1	5	0
Delaware	1961	1963	2	1	1	0	Portsmouth	1896	1896	1	1	0	0
Denison	1896	1931	22	13	8	1	Purdue	1933	1978	7	0	7	0
Depauw	1931	1931	1	1	0	0	Richmond	1968	1983	3	2	1	0
Duke	1985	1986	2	0	2	0	Rio Grande	1923	1937	9	9	0	0
Duquesne	1948	1948	1	1	0	0	Rutgers	1937	2011	3	1	2	0
East Carolina	1996	1998	2	0	2	0	Simpson	1931	1931	1	1	0	0
Eastern Illinois	2014	2014	1	1	0	0	South Carolina	1973	1978	2	0	2	0
Eastern Kentucky	1951	1951	1	0	1	0	SE Missouri St.	2003	2003	1	1	0	0
Eastern Michigan	1976	2013	30	18	11	1	Southern Illinois	1960	1960	1	1	0	0
Florida	2002	2002	1	0	1	0	Southern Mississippi	2006	2006	1	0	1	0
Florida State	1956	1956	1	0	1	0	Syracuse	1916	1921	2	0	2	0
Franklin	1932	1933	2	2	0	0	Temple	2007	2011	5	4	1	0
Furman	1940	1940	1	1	0	0	Tennessee	2009	2009	1	0	1	0
Gallipolis	1903	1903	1	1	0	0	Tennessee-Martin	2006	2006	1	1	0	0
Gardner-Webb	2007	2011	2	2	0	0	Tennessee Tech	1990	2000	3	3	0	0
Georgetown	1932	1934	2	2	0	0	Toledo	1925	2010	51	19	31	1
Harvard	1953	1957	3	0	3	0	Transylvania	1915	1933	2	2	0	0
Hawaii	1996	1996	1	1	0	0	Troy	2010	2010	1	0	1	0
Heidelberg	1909	1920	3	0	2	1	Tulane	1971	1972	2	1	1	0
Idaho	1972	2014	3	2	1	0	Tulsa	1991	1991	1	0	1	0
Illinois	1935	2006	5	3	2	0	UCF	2002	2004	3	2	1	0
Illinois State	1995	1995	1	1	0	0	Utah State	1994	2011	2	1	1	0
Indiana	1929	1955	5	1	4	0	Vanderbilt	1989	1989	1	0	1	0
Indiana (Pa.)	1957	1957	1	1	0	0	Virginia	1993	1993	1	0	1	0
Iowa State	1962	2003	7	0	7	0	VMI	2004	2008	2	2	0	0
John Carroll	1935	1936	2	2	0	0	Virginia Tech	1971	2007	4	0	4	0
Kansas	1967	1967	1	1	0	0	Wash. & Jefferson	1900	1905	2	0	2	0
Kansas State	1997	1997	1	0	1	0	Washington & Lee	1948	1948	1	0	1	0
Kent State	1936	2014	67	40	25	2	Wayne	1938	1938	1	1	0	0
Kentucky	1971	2014	5	2	3	0	West Liberty	1928	1930	3	2	0	1
Kentucky State	1910	1910	1	1	0	0	West Reston	1912	1912	1	0	1	0
Kenyon	1911	1924	7	6	0	1	West Texas State	1962	1965	3	1	2	0
Lancaster	1895	1895	1	1	0	0	West Virginia	1897	2001	16	4	12	0
Louisiana	2007	2010	2	2	0	0	W. Va. Wesleyan	1909	1912	2	0	2	0
Louisiana-Monroe	2012	2012	1	1	0	0	Western Kentucky	1939	1941	2	1	1	0
LSU	1989	1989	1	0	1	0	Western Michigan	1939	2014	60	28	31	1
Louisville	1956	2013	5	2	3	0	Western Pennsylvania	1902	1902	1	0	1	0
Massachusetts	2012	2013	2	2	0	0	Western Reserve	1922	1954	16	9	6	1
Marietta	1894	1929	33	13	17	3	William & Mary	1967	1976	4	2	2	0
Marshall	1905	2014	58	32	20	6	Wilmington	1909	1930	4	3	1	0
Maryland	1965	1997	2	1	1	0	Wisconsin	1998	1998	1	0	1	0
Mercer Business	1903	1904	2	2	0	0	Wittenberg	1900	1933	17	7	9	1
Miami (Ohio)	1908	2014	91	37	52	2	Wofford	2010	2010	1	1	0	0
Michigan	1927	1927	1	0	1	0	Wooster	1913	1917	4	2	2	0
Minnesota	1969	2003	10	1	8	1	Wyoming	2007	2008	2	0	2	0
Mississippi	1991	1991	1	0	1	0	Xavier	1922	1969	19	11	8	0
Missouri	2006	2006	1	0	1	0	Youngstown State	1940	1992	7	4	3	0
Morris Harvey	1921	1955	7	7	0	0							


2014 opponents in bold

OHIO BOBCAT FOOTBALL 2015

OHIO COACHES RECORDS

By Victories

COACH	W	L	T	PCT.	SEASONS
Don Peden	121	46	11	.711	1924-46
Bill Hess	108	91	4	.542	1958-77
Frank Solich	72	56	0	.563	2005-Present
Carroll Widdoes	42	36	5	.536	1949-57
Jim Grobe	33	33	1	.500	1995-00
Brian Burke	31	34	1	.478	1979-84
Mark Banks	22	17	2	.561	1913-17
Art McFarland	13	10	1	.562	1906-08
Russ Finsterwald	13	10	1	.562	1920-22
Brian Knorr	11	35	0	.239	2001-04
Cleve Bryant	9	44	2	.182	1985-89
Tom Lichtenberg	8	45	2	.145	1990-94
Warwick Ford	7	2	0	.778	1897
Frank Gullum	7	5	1	.577	1918-19
Art Jones	6	1	2	.778	1901
Harold Wise	6	11	1	.361	1947-48
Frank Remsburg	4	2	1	.643	1896
Fred Sullivan	4	6	0	.400	1899, 1903
Arthur Hinaman	4	10	3	.323	1911-12
F. B. Heldt	3	5	1	.389	1923
Bob Kappes	3	8	0	.273	1978
Harvey Deme	2	3	0	.400	1895
Henry Hart	2	4	1	.357	1904
Karl Core	2	4	1	.357	1900
Joseph Railsbeck	2	5	2	.333	1905
Robert Woods	2	10	3	.233	1909-10
Pete McLaren	1	2	1	.375	1898
Harold Monosmith	0	5	1	.083	1902
No Coach	0	1	0	.000	1894



Ohio's home field is named for the Bobcats' all-time winningest coach, Don Peden

By Percentage (min. 20 games)

COACH	W	L	T	PCT.	SEASONS
Don Peden	121	46	11	.711	1924-46
Frank Solich	72	56	0	.563	2005-Present
Art McFarland	13	10	1	.562	1906-08
Russ Finsterwald	13	10	1	.562	1920-22
Mark Banks	22	17	2	.561	1913-17
Bill Hess	108	91	4	.542	1958-77
Carroll Widdoes	42	36	5	.536	1949-57
Jim Grobe	33	33	1	.500	1995-00
Brian Burke	31	34	1	.478	1979-84
Brian Knorr	11	35	0	.239	2001-04
Cleve Bryant	9	44	2	.182	1985-89
Tom Lichtenberg	8	45	2	.145	1990-94



Carroll Widdoes posted winning records in six of his nine seasons. His 42 wins ranks fourth all-time.

Others ...

Warwick Ford	7	2	0	.778	1897
Art Jones	6	1	2	.778	1901
Frank Remsburg	4	2	1	.643	1896
Frank Gullum	7	5	1	.577	1918-19
Fred Sullivan	4	6	0	.400	1899, 1903
Harvey Deme	2	3	0	.400	1895
F. B. Heldt	3	5	1	.389	1923
Pete McLaren	1	2	1	.375	1898
Harold Wise	6	11	1	.361	1947-48
Karl Core	2	4	1	.357	1900
Henry Hart	2	4	1	.357	1904
Joseph Railsbeck	2	5	2	.333	1905
Arthur Hinaman	4	10	3	.323	1911-12
Bob Kappes	3	8	0	.273	1978
Robert Woods	2	10	3	.233	1909-10
Harold Monosmith	0	5	1	.083	1902
No Coach	0	1	0	.000	1894



Frank Solich has won nine-or-more games three times in his tenure at Ohio. Ohio has won nine-or-more games six times in school history.

BOBCAT FOOTBALL 2015 OHIO



ALL-MAC SELECTIONS

1947

Ed Zednik OG First Team

1948

John Marco E First Team
Jim McKenna HB Second Team
Milt Taylor OG Second Team

1949

Al Scheider OT First Team
Milt Taylor OG First Team
John Marco E Second Team

1950

Al Scheider OT First Team
Al Dunn OT Second Team
Demus Jones OG Second Team
Quinn Stumpf FB Second Team

1951

Lowell Anderson C First Team
Ed Roberts HB First Team
Al Scheider OT First Team

1952

Vince Costello C Second Team

1953

Lowell Anderson C First Team
Bill Frederick QB First Team
Bob Penrod OG First Team
Lou Sawchik E First Team
Ted Jackson FB Second Team
Stan Maschino OT Second Team
John Schwab OG Second Team

1954

Erland Ahlberg HB First Team
John Schwab OG Second Team

1955

Erland Ahlberg HB Second Team
Dick Perkins OG Second Team
Vernon Smith FB Second Team

1956

Ron Fenik OT Second Team
Paul Gallagher E Second Team
Dick Perkins OG Second Team

1957

Ron Fenik OT First Team
Larry Buckles FB Second Team
Paul Gallagher E Second Team

1959

Bob Brooks FB First Team
Joe Dean OG First Team
Dick Grecni C First Team
Bob Harrison HB First Team
Joe Trevis OT First Team
Dave Wagner QB First Team
Jim Massarelli E Second Team

1960

Bob Brooks FB First Team
Joe Dean OG First Team
Dick Grecni C First Team
Bob Harrison HB First Team
Dave Wagner QB First Team
George Belu E Second Team
Jim Massarelli E Second Team
Ted Stute OT Second Team

1961

Ted Stute OT Second Team
Jim Pugh OG Second Team

1962

Bob Babbitt QB First Team
Skip Hoover OG First Team
Dick Schulz OT First Team
Jim Albert HB Second Team
Chuck Nichoson OT Second Team
John Trevis E Second Team

1963

Jim Albert HB First Team
Ron Fowlkes E First Team
Skip Hoover C First Team
Ron Stepsis OT Second Team

1964

Ron Fowlkes E First Team
John Frick T First Team
Skip Hoover LB First Team
Ron Stepsis OT First Team
Lance Tigyer OG First Team
Chuck Turner E First Team

1966

Bob Brown P First Team
Ken Carmon OT First Team
Bill Biggs E Second Team
Frank Spolrich OG Second Team
Charles Williams DB Second Team

1967

Ken Carmon OT First Team
Dick Conley HB First Team
Bob Beach DE Second Team
Jim Brown DT Second Team
Cleve Bryant QB Second Team
Bob Jackson DB Second Team
Frank Peters OT Second Team
Todd Snyder E Second Team
Frank Spolrich OG Second Team

1968

Cleve Bryant QB First Team
Ken Carmon OT First Team
Bob Houmard FB First Team
Dave LeVeck HB First Team
Steve Robinson LB First Team
Jeff Robison C First Team
Todd Snyder E First Team
Frank Peters OT Second Team
Craig Rader DB Second Team
Phil Swindell TE Second Team

1969

Steve Robinson LB First Team
Todd Snyder E First Team
Tom James DT Second Team
Dave LeVeck HB Second Team
Mike Schott DB Second Team

1970

Bob Allen FL First Team
Al Benton OT First Team
Dave Juenger E Second Team
Don Caldwell OT Second Team

1971

Bob Allen E First Team
Al Benton E First Team
Don Caldwell OT First Team
Jack LeVeck LB First Team
Larry Fields DE Second Team
Bill Gary TB Second Team
Rick Hawkins HB Second Team
Dave Juenger QB Second Team
Norm Koury OG Second Team
Steve Skiver QB Second Team

1972

Don Caldwell OT First Team

Bert Dampier DB First Team
Dave Juenger FL First Team
Jeff Beams DT Second Team
Rich Bevly QB Second Team

1973

Jeff Beams OT First Team
Ed Madison OG Second Team
Dave Houseton HB Second Team
Gary Dourm DT Second Team
Mike Nugent DB Second Team

1974

Gary Dourm DT First Team
L. C. Lyons RB First Team
Ed Madison OG First Team
Mike Nugent DB First Team
Rich Bevly QB Second Team
Wally Sonnie DE Second Team
Roger Koeple LB Second Team

1975

Rod Day DT First Team
Mike Green E/P First Team
Ed Madison OG First Team
Steve Miller DE Second Team
Arnold Welcher HB Second Team

1976

Steve Groves DE First Team
Greg Lockett LB First Team
Bob Weidaw OG First Team
Arnold Welcher HB First Team
Joe Callan DB Second Team
Lyle Govert DB Second Team
Tom Kauffman OT Second Team

1977

Andy Vetter QB First Team
Mark Geisler TE Second Team
Nigel Turpin WR Second Team

1978

Kevin Babcock HB First Team
Steve Milano OT First Team
Mark Geisler TE Second Team
Jim Givens DB Second Team
Don Puthoff C Second Team

1979

Mark Geisler TE First Team
Kevin Babcock HB First Team
Steve Green PK/P First Team
Steve Groves DE First Team
Joe Callan DB First Team

1980

Tony Carifa HB First Team
Don Puthoff C First Team
Ray Bloch OT Second Team
Sammy Shon QB Second Team
Greg Byrne NG Second Team
Frank Komar LB Second Team
Jeff Bramley DT Honorable Mention
Neal Seymour DE Honorable Mention

1981

Ron Harter PK First Team
Sammy Shon QB First Team
Greg Bryne NG Second Team
Frank Komar LB Second Team
Shawn Silcott TE Honorable Mention

1982

Donny Harrison QB Honorable Mention
Mike Mangan LB Honorable Mention
David Moore OT Honorable Mention
Eddie Washington WR Honorable Mention

OHIO BOBCAT FOOTBALL 2015

OHIO ALL-MAC SELECTIONS

1983

Eddie Washington	WR	First Team
Sherman Carter	DT	Second Team
Donny Harrison	QB	Honorable Mention
Mike Mangen	LB	Honorable Mention

1984

Brian Bertoia	OT	Second Team
Glenn Hunter	RB	Second Team
Shawn Bonner	DB	Honorable Mention
Tom Kennedy	DE	Honorable Mention

1985

Jesse Owens	RB	First Team
Brian Mays	LB	Honorable Mention
Dennis Swearingen	QB	Honorable Mention

1986

Tom Compennolle	WR	Second Team
Jesse Owens	RB	Second Team
Shawn Bonner	DB	Second Team
Mike Fultz	P	Honorable Mention

1987

John Caldwell	RB	Second Team
Tom Kutz	LB	Honorable Mention
Ron Rogers	OT	Honorable Mention

1988

John Evangelista	DT	Second Team
Dean Nance	OG	Second Team
Don Shimek	OT	Second Team
Larry Hargrove	DB	Honorable Mention

1989

Bill Garrett	LB	First Team
Andrew Greer	RB	First Team
Larry Hargrove	DB	First Team
Tim Pringle	DB	Honorable Mention
Don Shimek	OT	Honorable Mention

1991

Tim Curtis	RB	First Team
Jason Carthen	LB	Second Team
Richard Hill	WR	Second Team
David Hoyng	P	Honorable Mention

1992

Jason Carthen	DL	First Team
Tim Curtis	RB	Second Team
Dale Leisenheimer	C	Second Team

1993

Tim Curtis	RB	First Team
Darren Reese	OL	First Team
Brian Jepson	TE	Second Team
Tony Poole	DB	Second Team

1994

Andy Canter	OL	Second Team
Mario Daniel	DL	Second Team

1995

Damiso Johnson	DB	Second Team
Benny King	LB	Second Team

1996

Jason Caudill	OG	First Team
Mario Daniel	DT	First Team
Dennis Fitzgerald	FS	Second Team
Stevland Hookfin	FB	Second Team
Tom Carder	LB	Honorable Mention
Bobby Holloway	DL	Honorable Mention
Mike Solominsky	OL	Honorable Mention

1997

Tevell Jones	CB	First Team
Dennis Fitzgerald	FS	Second Team
Stevland Hookfin	FB	Second Team
Andre Jackson	LB	Second Team

1998

Tom Carder	LB	First Team
Stevland Hookfin	RB	First Team
Mike Varone	C	First Team
Dave Zastudil	P	First Team
Leigh Barbour	LB	Second Team
Geno Walsh	DL	Second Team

1999

Dave Zastudil	P	First Team
Mike Varone	C	Second Team
Nick Glowacki	OL	Second Team
Donnie White	DB	Honorable Mention

2000

Dave Zastudil	P	First Team
Chad Brinker	RB	Second Team
Zach Holt	OL	Second Team
Damion Washington	DL	Second Team
Matt Weikert	LB	Second Team

2001

Dave Zastudil	P	First Team
---------------	---	------------

2002

Chad Brinker	RB	First Team
Bop White	DB	Second Team

2004

Kevin Carberry	DE	Second Team
----------------	----	-------------

2005

Dion Byrum	CB	First Team
Kalvin McRae	RB	First Team
Matt Muncy	LB	First Team
Matthew Miller	P	Honorable Mention

2006

Matt Coppage	OT	First Team
Kalvin McRae	RB	First Team
Matt Muncy	LB	First Team
T.J. Wright	CB	First Team
Landon Cohen	DT	Second Team
Jameson Hartke	DE	Second Team
Tyler Russ	LB	Second Team

2007

Micahel Braunstein	K	First Team
Kalvin McRae	RB	First Team
Matt Miller	OG	First Team
Andrew Mooney	TE	Second Team
Landon Cohen	DT	Second Team
Jameson Hartke	DE	Third Team

2008

Josh Leuck	OL	First Team
Andrew Mooney	TE	Second Team
Noah Keller	OLB	Second Team
Jameson Hartke	DE	Second Team
Steven Jackson	DB	Third Team

2009

Matt Weller	PK	First Team
Lee Renfro	OLB	First Team
Chris Garrett	KOR	First Team
Taylor Price	WR	Second Team
LaVon Brazill	WR/PR	Second Team
Noah Keller	ILB	Second Team
Thad Turner	DB	Second Team
Joe Flading	OL	Third Team
Chris Rodgers	OL	Third Team
Ernie Hodge	DL	Third Team
Gerald Moore	DB	Third Team

2010

Joe Flading	OL	First Team
AJ Strum	LT	Second Team

Multiple All-MAC Selections

Four-Time First-Team All-MAC

Dave Zastudil	P	1998-01
---------------	---	---------

Three-Time First-Team All-MAC

Kalvin McRae	RB	2005-07
Ken Carmon	OT	1966-68
Skip Hoovler	OG	1962-64
Al Scheider	OT	1949-51

Two-Time First-Team All-MAC

Bob Allen	FL	1970-71
Lowell Anderson	C	1951, 53
Kevin Babcock	HB	1978-79
Al Benton	OT	1970-71
Bob Brooks	FB	1959-60
Don Caldwell	OT	1971-72
Tim Curtis	RB	1991, 93
Joe Dean	OG	1959-60
Joe Flading	OT	2010-11
Ron Fowlkes	E	1963-64
Dick Grecni	C	1959-60
Steve Groves	DE	1978-79
Bob Harrison	HB	1959-60
Ed Madison	OG	1974-75
Matt Muncy	LB	2005-06
Steve Robinson	LB	1968-69
Todd Snyder	E	1968-69
Dave Wagner	QB	1959-60

Jordan Thompson	TE	Second Team
Stafford Gatling	DE	Second Team
Donovan Fletcher	S	Second Team
Steven Jackson	S	Second Team
Terrence McCrae	WR	Third Team

2011

Joe Flading	OL	First Team
Eric Herman	OL	Second Team
LaVon Brazill	WR	Second Team
Matt Weller	PK	Second Team
Noah Keller	LB	Second Team
Tremayne Scott	DL	Second Team
Travis Carrie	CB	Second Team
Tyler Tettleton	QB	Third Team
AJ Strum	LT	Third Team
Donte' Harden	RB	Third Team
Donte' Harden	KR	Third Team

Special Teams Player of the Year

Matt Weller

2012

Matt Weller	K	Second Team
Eric Herman	OL	Second Team
Skyler Allen	OL	Second Team
Beau Blankenship	RB	Second Team
Alphonso Lewis	LB	Third Team
Neal Huynh	DL	Third Team


2013

Travis Carrie	PR	First Team
Devin Bass	KR	First Team
Donte Foster	WR	Second Team
Devin Bass	CB	Second Team
Josiah Yazdani	K	Second Team
Travis Carrie	CB	Third Team

BOBCAT FOOTBALL 2015 OHIO

OHIO BOBCAT ALL-AMERICANS

Bob Brooks RB • 1960



Brooks led the 1960 team that went 10-0 and won both the MAC title and the small school national championship with 830 rushing yards and eight touchdowns. He still ranks eighth on Ohio's career rushing list.

Cleve Bryant QB • 1968



Bryant quarterbacked the 1968 team to a MAC championship and a berth in the Tangerine Bowl where he threw a school-record four touchdown passes. He was inducted into the Tangerine Bowl Hall of Fame in 1988, and coached the Bobcats from 1985-89 list.

LaVon Brazill PR • 2009



The only Division I player with three punt returns for touchdowns during the 2009 season, then-junior Brazill was named second-team All-America by Sporting News, fourth-team by Phil Steele and honorable mention by SI.com

Dion Byrum CB • 2005




Byrum had six interceptions and led the country with three defensive touchdowns in 2005. A semifinalist for the Thorpe Award, he was named first-team All-America by the AFCA and earned second-team honors from the *Associated Press* and *Sports Illustrated*.

Ken Carmon DT • 1968



One of only four Bobcats to be named first-team All-MAC at least three times, Carmon was a key part of the Bobcats' 1968 MAC title. He was named honorable mention All-America by both the *Associated Press* and *United Press International*.

Vince Costello C • 1952



Costello was an All-MAC selection in 1952, as well as being named to the Little All-America Team that season. He was inducted into the Ohio Athletics Hall of Fame in 1968 after a stellar NFL career with the Cleveland Browns.

Joe Flading OL • 2011



Flading was the only Bobcat on Ohio's 10-4 squad in 2011 to earn All-MAC First Team. In his final season in Athens, Flading helped Ohio's offense set 12 offensive records en route to earning SI.com Honorable Mention honors.

John Frick DT • 1964



Frick was a member of the 1962 Sun Bowl team and Ohio's 1963 MAC championship squad. He was a first-team All-MAC pick and a second-team *Associated Press* All-America selection in 1964. He played in both the 1965 Senior Bowl and East-West Shrine Game.

Dick Grecni C • 1960



Grecni played on the Bobcats' 1960 team that was unbeaten and won the MAC championship and the small school national title. He was twice named first-team All-MAC performer and was named to the *Associated Press* Little All-America First Team in 1960.

Skip Hoover LB • 1963-64



Hoover is the only Bobcat ever to earn All-America honors in multiple seasons. He was an honorable mention pick by both the *Associated Press* and *United Press International* in 1963 and 1964, and earned first-team honors from Williamson in 1964.

Noah Keller LB • 2009



Keller, a captain on the 2009 MAC East Championship team was named as an Honorable Mention All-American by SI.com following his junior season, where he led the MAC with 155 total tackles (91 assisted and 64 solo) while adding 9.0 tackles for loss and two forced fumbles.

John Kerns T • 1946



Kerns was an honorable mention All-American in the final year of his war-interrupted career. He served in the Marines from 1943-45. Kerns played in the 1947 East-West Shrine Game, and went on to play professionally for the Buffalo Bills and Toronto Argonauts.

Art Lewis T • 1935




Lewis was a first-team *Associated Press* Little All-American in 1935. He was the first Bobcat to play in the East-West Shrine Game. He went on to play for the New York Giants. Lewis coached at West Virginia, and still ranks second on WVU's all-time list with 58 wins.

Dan Risaliti QB • 1939



Risaliti was named an *Associated Press* Little All-American in 1939 after leading the nation in completion percentage at 63.3 percent (62-98). He was a two-time All-Ohio pick (1939-40). Risaliti also participated in track & field, lettering in 1940 and 1941.

Lenard Sadosky RB • 1963



Sadosky was an honorable mention All-American in 1932. He was twice chosen unanimously to the All-Ohio team and the All-Buckeye Conference squad (1932-33). He was a member of the Silver Anniversary Class of the Ohio Athletics Hall of Fame in 1989.

Al Scheider OT • 1951




Scheider was an honorable mention Little All-American in 1951. He was the first Bobcat ever to earn first-team All-MAC honors at least three times (1949-51). *United Press International* named him the top lineman in Ohio in 1951.

Todd Snyder WR • 1968



Snyder is the most decorated Bobcat wide receiver ever, earning honorable mention All-America honors in 1968 and first-team All-MAC honors in 1968 and 1969. He teamed with Cleve Bryant to help the 1968 squad become the most prolific scoring offense in school history.

Dave Zastudil P • 2001



The school record holder in nearly every punting category, Zastudil was named a first-team All-American by the FWAA in 2001. In addition, he was a second-team pick by the *Associated Press* and a third-team selection by *The Sporting News*.

OHIO BOBCAT FOOTBALL 2015

OHIO OHIO BOWL HISTORY

Sun Bowl

December 31, 1962 • El Paso, Texas

Ohio	14
West Texas State	15

The Bobcats played in their first-ever bowl game on Dec. 31, 1962 when they faced West Texas State in the Sun Bowl. The Bobcats finished the regular season with an 8-2 overall record and a 5-1 conference record to finish second in the MAC.

After a scoreless first quarter, Ohio got on the board first on a 52-yard field goal by Jim McKee. West Texas State answered with a touchdown on a 13-yard halfback pass from Jerry Richardson to Jerry Don Logan, and the extra point gave the Buffs a 7-3 lead they carried into halftime.

The Ohio defense accounted for the next score when Skip Hoover picked up a fumble at the nine-yard line and returned it 91 yards for a touchdown. The play still stands as the longest fumble return in Sun Bowl history and is tied for the fourth longest in any bowl game. Bob Babbitt completed a pass to Ken Smith for the two-point conversion to give Ohio an 11-7 lead heading into the fourth quarter. Hoover went on to take Lineman of the Game honors.

The Bobcats pushed the lead to 14-7 on McKee's second field goal of the game, a 24-yarder. West Texas State scored late in the contest on a 32-yard touchdown pass from Dave Gibson to Richardson. Instead of tying the game with an extra point, the Buffs went for the win and converted the two-point conversion for the 15-14 victory.

McKee set a trio of Sun Bowl records in the game, connecting on two field goals in five attempts, including the 52-yarder. All three of McKee's misses in the game came from longer than 50 yards (51, 56, 53).

Scoring by Quarters

	1st	2nd	3rd	4th	Final
Ohio	0	3	8	3	14
West Texas State	0	7	0	8	15

Scoring Summary

Q	Team	Play	Score
2	Ohio	Jim McKee 52-yard field goal	3-0
2	WTSU	Jerry Logan 13-yard pass from Jim Dawson (Hoot Gibson kick)	3-7
3	Ohio	Skip Hoover 91-yard fumble return (Ken Smith pass from Bob Babbitt)	11-7
4	Ohio	Jim McKee 24-yard field goal	14-7
	WTSU	Jerry Richardson 32-yard pass from Jim Dawson (Jim Ostrander pass from Dawson)	14-15

Team Statistics

	WTSU	Ohio
FIRST DOWNS	18	14
RUSHES-YARDS (NET)	37-343	25-167
PASSING YDS (NET)	105	157
Passes Att-Comp-Int	10-7-0	23-12-0
TOTAL OFFENSE YARDS	448	324
Fumbles-Lost	6-4	1-0
Punts (Number-Avg)	5-41.0	4-41.5
Penalties-Yards	11-97	4-40

Individual Statistical Leaders

Rushing: WTSU—Pete Pedro 14-105, Jim Dawson 7-76, Hoot Gibson 7-58, Russ Mundy 9-058; OHIO—Roger Merb 5-78, Ron Curtis 6-46, Jack Hite 7-23, Jim Albert 7-18, David Robinson 1-6.

Passing: WTSU—Jim Dawson 6-9-0-73, Hoot Gibson 1-1-0-32; OHIO—Bob Babbitt 12-23-0-157.

Receiving: WTSU—Jerry Richardson 3-60, Jim Ostrander 2-17, Woody Gilliland 1-15, Jerry Logan 1-13; OHIO—Jim Albert 5-69, Ron Curtis 2-25, David Hutter 2-27, John Trevis 2-22.



The Bobcats made their first bowl appearance on Dec. 31, 1962 in the Sun Bowl vs. West Texas State. Skip Hoover was named Lineman of the Game after his 91-yard fumble return for a score.

Tangerine Bowl

December 27, 1968 • Orlando, Fla.

Ohio	42
Richmond	48

Ohio completed a 10-0 regular season, winning the MAC title to earn a berth in the 1968 Tangerine Bowl. The Bobcats entered the contest scoring 37.6 points per game, which still stands as the school record.

The Ohio and Richmond offenses racked up a combined 91 points and 1,001 yards of total offense. The Spiders outgained the Bobcats 556-445.

Quarterback Cleve Bryant and end Todd Snyder, both of whom were first-team All-MAC picks, connected on a 48-yard touchdown pass on Ohio's first possession. Richmond scored the next 14 points, but the Bobcats tied the score on a seven-yard run by Bryant. The Spiders quickly reclaimed their advantage on a touchdown run by Joe Kellum and O'Brien's second touchdown toss of the day. Another touchdown pass from Bryant to Snyder made the score 28-21 at halftime.

The Ohio duo connected again on a 45-yard score to tie the game in the third quarter, but the Spiders were able to post back-to-back touchdowns to take the lead for good. Dave LeVeck scored to pull the Bobcats to within eight at 42-34. Richmond tallied what proved to be the game-winning touchdown on O'Brien's fourth touchdown pass.

Bryant would add his fourth touchdown pass in the game, a school record that is still in place today. A two-point conversion brought Ohio within seven with 1:53 left, but the Bobcats would get no closer.

Bryant completed 17-of-33 passes for 223 yards, while Snyder had 11 catches for 214 yards in the contest. Bryant was later inducted into the Citrus Bowl Hall of Fame in 1988.

Scoring by Quarters

	1st	2nd	3rd	4th	Final
Ohio	7	14	13	8	42
Richmond	7	21	14	7	49

Scoring Summary

Q	Team	Play	Score
1	Ohio	Todd Snyder 48-yard pass from Cleve Bryant (Bill Pataki kick)	7-0
1	Rich.	Jim Livesay 24-yard pass from Buster O'Brien (Mike Dussault kick)	7-7
2	Rich.	Buster O'Brien 31-yard run (Mike Dussault kick)	7-14
2	Ohio	Cleve Bryant 7-yard run (Bill Pataki kick)	14-14
2	Rich.	Joe Kellum 1-yard run (Mike Dussault kick)	14-21
2	Rich.	Walker Gillette 5-yard pass from Buster O'Brien (Mike Dussault kick)	14-28
2	Ohio	Todd Snyder 2-yard pass from Cleve Bryant (Bill Pataki kick)	21-28
3	Ohio	Todd Snyder 45-yard pass from Cleve Bryant (Bill Pataki kick)	28-28
3	Rich.	Joe Kellum 4-yard run (Mike Dussault kick)	28-35
3	Rich.	Jim Crenshaw 12-yard pass from Buster O'Brien (Mike Dussault kick)	28-42
3	Ohio	Dave LeVeck 1-yard run (run failed)	34-42
4	Rich.	Jim Livesay 15-yard pass from Buster O'Brien (Mike Dussault kick)	34-49
4	Ohio	Bob Houmard 3-yard pass from Cleve Bryant (Dave LeVeck run)	42-49

Team Statistics

	Ohio	Richmond
FIRST DOWNS	22	32
RUSHES-YARDS (NET)	43-176	32-109
PASSING YDS (NET)	269	447
Passes Att-Comp-Int	34-18-2	58-39-1
TOTAL OFFENSE PLAYS-YARDS	77-445	90-556
Punt Returns-Yards	1-10	0-0
Kickoff Returns-Yards	8-198	5-96
Interception Returns-Yards	1-3	2-10
Punts (Number-Avg)	4-28.2	5-34.6
Fumbles-Lost	2-2	0-0
Penalties-Yards	5-45	6-62

Individual Statistical Leaders

Rushing: OHIO—Dave LeVeck 20-82, Cleve Bryant 17-74, Bob Houmard 5-19, Harvey Mitchell 1-(-2); RICHMOND—Joe Kellum 15-36, Buster O'Brien 7-39, Jim Crenshaw 4-19, Pat Morris 2-7, Frank Olejack 2-4, Jerry Mauro 2-4.

Passing: OHIO—Cleve Bryant 17-33-2-223, Dave LeVeck 1-1-0-46; RICHMOND—Buster O'Brien 39-58-1-447.

Receiving: OHIO—Todd Snyder 11-214, Phil Swindell 3-28, Dave LeVeck 2-33, Bob Houmard 2-14; RICHMOND—Walker Gillette 20-242, Jim Livesay 10-127, Jim Crenshaw 4-31, Frank Olejack 2-18, Tommy England 1-10, Joe Kellum 1-9, Pat Morris 1-0.

BOBCAT FOOTBALL 2015 OHIO



OHIO BOWL HISTORY

GMAC Bowl

Jan. 7, 2007 - Mobile, Ala.

Ohio	7
Southern Mississippi	28

The Bobcats appearance in the 2007 GMAC Bowl was the program's first bowl game since 1968. Ohio also reached milestones with a school-record seven MAC wins and its first MAC East Division championship.

Kalvin McCrae finished the game with 37 yards on 10 carries, while quarterback Austen Everson completed 14-of his career-high 34 pass attempts for 175 yards and a touchdown. Scott Mayle caught four passes for 56 yards, both team highs. Tight end Thomas Christy saved his best game for his last with two catches for 43 yards and a touchdown, all career highs. The senior linebacking trio of Tyler Russ, Matt Muncy and Michael Graham led the Bobcat defense with nine, six and six tackles, respectively. Senior cornerback T.J. Wright recorded an interception for the Bobcats.

All 21 points in the first half were scored in the final nine minutes of the second quarter. The Golden Eagles scored the first points of the game on a 43-yard run by Tory Harrison. Southern Miss made it 14-0 on its next possession with a two-yard touchdown run by Damion Fletcher with 3:03 left in the half. The Golden Eagles' defense provided the third score of the night when James Denley stepped in front of a pass by Brad Bower and returned it 18 yards for the score to give USM a 21-0 lead.

Fletcher gave the Golden Eagles a 28-0 lead with his second touchdown of the game on the first drive of the second half. The Bobcats scored the games' final points with 9:34 left in the fourth quarter on a 13-yard touchdown pass from Everson to Christy.

Score by Quarters

	1st	2nd	3rd	4th	Final
OHIO	0	0	0	7	7
Southern Mississippi	0	21	7	0	28

Scoring Summary

Q	Time	Play	Score
2	8:33	USM Tory Harrison 43-yard run (Darren McCaleb kick)	0-7
		8 plays, 90 yards, 3:30	
2	3:03	USM Damion Fletcher 2-yard run (Darren McCaleb kick)	0-14
		9 plays, 60 yards, 4:00	
2	1:13	USM James Denley 18-yard interception return (Darren McCaleb kick)	0-21
3	5:05	USM Damion Fletcher 9-yard run (Darren McCaleb kick)	0-28
		17 plays, 80 yards, 9:55	
4	9:34	OH Tom Christy 13-yard pass from Austen Everson (Matt Lasher kick)	7-28
		13 plays, 58 yards, 5:42	

Team Statistics

	Ohio	USM
FIRST DOWNS	12	17
RUSHES-YARDS (NET)	22-47	39-124
PASSING YDS (NET)	177	160
Passes Att-Comp-Int	37-15-2	22-14-1
TOTAL OFFENSE PLAYS-YARDS	59-224	61-284
Fumble Returns-Yards	0-0	0-0
Punts (Number-Avg)	5-37.0	4-41.8
Fumbles-Lost	0-0	1-0
Penalties-Yards	6-39	6-50

Individual Statistical Leaders

Rushing: Ohio-McRAE, Kalvin 10-37; BOWER, Brad 3-9; OWENS, Voncarie 2-7. Southern Miss-HARRISON, Tory 9-68; FLETCHER, Dam. 20-58; WEAKLEY, Bobby 2-11.

Passing: Ohio-EVERSON, Austen 14-34-1-175; BOWER, Brad 1-3-1-2. Southern Miss-YOUNG, Jeremy 14-22-1-160.

Receiving: Ohio-MAYLE, Scott 4-56; NORWOOD, William 3-36; CHRISTY, Thomas 2-43. Southern Miss-BARNES, Josh 4-59; PERINE, Anthony 3-37; FLETCHER, Dam. 3-28.

Little Caesars Pizza Bowl

Dec. 26, 2009 - Detroit, Mich.

Ohio	17
Marshall	21

The Marshall Thundering Herd got up by three touchdowns early and held off a game Ohio squad 21-17 in the Little Caesars Pizza Bowl at Ford Field. Marshall finished its campaign at 7-6, while Ohio finished at 9-5.

Linebacker Noah Keller's 17 tackles on the day gave the junior 155 total tackles this season, the best defensive effort for the Bobcats in more than 15 seasons. The total also placed Keller in Ohio's all-time top 10 for single-season tackles.

With 7:11 remaining in the third quarter, Theo Scott connected with junior receiver Terrence McCrae for an 8-yard touchdown pass to cap a five-play, 37-yard drive. The touchdown pass was Scott's 20th of the season, setting a new single-season school record for touchdown passes. It was also the ninth touchdown reception of the season for McCrae, which tied the school record for single-season touchdown receptions, set in 2007 by tight end Andrew Mooney.

Matt Weller booted his 21st field goal of the season, setting a new school record for field goals made in a single season, both for the team and for Weller individually.

The 2009 Ohio senior class made a significant mark on the program's history by becoming the only class to go to two bowl games and by winning more games (28) than any class in 40 years.

Score by Quarters

	1st	2nd	3rd	4th	Final
OHIO	0	7	10	7	17
Marshall	14	7	0	0	21

Scoring Summary

Q	Time	Play	Score
1	1:17	MSH Martin Ward 12-yard run (Craig Ratanamorn kick)	0-7
		12 plays, 79 yards, 7:24	
1	0:00	MSH Andre Booker 58-yard punt return (Craig Ratanamorn kick)	0-14
2	7:21	MSH Martin Ward 2-yard run (Craig Ratanamorn kick)	0-21
		10 plays, 54 yards, 5:45	
2	5:25	OH Shannon Ballard 75-yard fumble return (Matt Weller kick)	7-21
3	7:11	OH Terrence McCrae 8-yard pass from Theo Scott (Matt Weller kick)	14-21
		5 plays, 37 yards, 1:56	
3	4:38	OH Matt Weller 46-yard field goal	17-21
		4 plays, 6 yards, 1:25	

Team Statistics

	Ohio	MSH
FIRST DOWNS	10	15
RUSHES-YARDS (NET)	24-12	46-190
PASSING YDS (NET)	111	85
Passes Att-Comp-Int	27-14-1	17-12-0
TOTAL OFFENSE PLAYS-YARDS	51-123	63-275
Fumble Returns-Yards	1-75	0-0
Punts (Number-Avg)	5-40.4	6-28.3
Fumbles-Lost	2-1	1-1
Penalties-Yards	3-39	6-70

Individual Statistical Leaders

Rushing: Ohio - Garrett, Chris 10-30; Brazill, LaVon 3-7; Davidson, Vince 1-1; TEAM 1-minus 1; Scott, Theo 9-minus 25.

Marshall - MARSHALL, Darius 20-77; WARD, Martin 9-72; ANDERSON, Brian 6-17; TAYLOR, Press 3-15; EDWARDS-MAYE, T 4-5; ARRINGTON, Devin 1-3; BOOKER, Andre 1-2; SMITH, Lee 1-0; TEAM 1-minus 1.

Passing: Ohio -Scott, Theo 14-26-1-111; Brazill, LaVon 0-1-0-0. Marshall - ANDERSON, Brian 12-17-0-85.

Receiving: Ohio - Price, Taylor 4-49; Brazill, LaVon 3-13; Goulet, Steven 2-33; McCrae, Terrence 2-11; Bussey, Bakari 1-6; Harden, Donte 1-0; Garrett, Chris 1-minus 1.

Marshall - WALKER, Chuck 4-35; WILSON, Antavio 3-18; SMITH, Lee 2-29; MARSHALL, Dariu 2-2; WARD, Martin 1-1.

OHIO BOBCAT FOOTBALL 2015

OHIO BOWL HISTORY

R+L Carriers New Orleans Bowl Dec. 18, 2010 • New Orleans, La.

Ohio	21
Troy	48

The Troy Trojans used a fast-paced offensive attack to rack up 602 yards of total offense in downing Ohio 48-21 in the R+L Carriers New Orleans Bowl in the New Orleans Superdome.

Ohio's Shannon Ballard tied a New Orleans Bowl record with a career-high 13 tackles (Boris Lee, Troy-2008), while Tremayne Scott registered the team's only tackle for loss.

Donte Harden also set a New Orleans Bowl record and tied another. His 161 yards on kickoff returns topped the previous mark of 153 by Shaka Hill of Memphis in 2007. Harden's eight kick returns tied a record also held by Memphis' Hill.

Boo Jackson finished his career as Ohio's career leader in completion percentage (.604), pass efficiency (136.3), total offense per play (6.18), passing yards per attempt (7.7) and touchdown passes (38).

Score by Quarters

	1st	2nd	3rd	4th	Final
OHIO	7	0	7	7	21
Troy	14	24	10	0	48

Scoring Summary

Q	Time	Play	Score
1	9:52 TROY	Jerrel Jernigan 12-yard run (Michael Taylor kick), 10 plays, 78 yards, 4:12	0-7
1	4:59 OH	Steven Goulet 34-yard pass from Boo Jackson (Matt Weller kick) 8 plays, 81 yards, 4:53	7-7
1	1:57 TROY	Tebiarus Gill 31-yard pass from Corey Robinson (Michael Taylor kick) 7 plays, 76 yards, 3:02	7-14
2	12:42 TROY	Jerrel Jernigan 16-yard pass from Corey Robinson (Michael Taylor kick) 7 plays, 66 yards, 2:11	7-21
2	8:33 TROY	Michael Taylor 50-yard field goal 6 plays, 36 yards, 1:50	7-24
2	2:56 TROY	Tebiarus Gill 17-yard pass from Corey Robinson (Michael Taylor kick) 8 plays, 80 yards, 3:54	7-31
2	0:36 TROY	Tebiarus Gill 26-yard pass from Corey Robinson (Michael Taylor kick) 6 plays, 55 yards, 0:57	7-38
3	11:58 TROY	Michael Taylor 33-yard field goal 10 plays, 48 yards, 3:02	7-41
3	8:31 OH	Donte Foster 5-yard pass from Boo Jackson (Matt Weller kick) 8 plays, 93 yards, 3:27	14-41
3	6:36 TROY	DuJuan Harris 2 yd run (Michael Taylor kick) 6 plays, 83 yards, 1:55	14-48
4	5:07 OH	Riley Dunlop 18-yard pass from Boo Jackson (Matt Weller kick) 9 plays, 54 yards, 5:40	21-48

Team Statistics

	Ohio	Troy
FIRST DOWNS	14	30
RUSHES-YARDS (NET)	30-99	33-220
PASSING YDS (NET)	209	382
Passes Att-Comp-Int	22-14-2	43-33-0
TOTAL OFFENSE PLAYS-YARDS	52-308	76-602
Fumble Returns-Yards	0-0	0-0
Punts (Number-Avg)	5-42.2	2-41.5
Fumbles-Lost	0-0	1-0
Penalties-Yards	6-57	5-35

Individual Statistical Leaders

Rushing: Ohio - DAVIDSON, Vince 6-36; Harden, Donte 6-25; JACKSON, Boo 10-20; Bates, Phil 5-11; Goulet, Steven 2-7; MCCRAE, T. 1-0.
Troy - DuJuan Harris 14-105; Shawn Southward 9-75; Jerrel Jernigan 3-16; Chris Anderson 2-10; D.J. Taylor 1-9; Corey Robinson 1-5; T.J. Mitchell 1-3; Z. Richardson 1-2; TEAM 1-minus 5.

Passing: Ohio - JACKSON, Boo 14-21-1-209; Bates, Phil 0-1-1-0.
Troy - Corey Robinson 32-42-0-387; Jon. Chandler 1-1-0-minus 5.

Receiving: Ohio - DUNLOP, Riley 4-91; MCCRAE, T. 3-24; GOULET, Steven 2-40; Foster, Donte 2-28; THOMPSON, J. 2-25; Hill, Troy 1-1.
Troy Trojans-Jerrel Jernigan 7-48; Tebiarus Gill 4-80; Jason Bruce 4-59; Chip Reeves 4-31; DuJuan Harris 4-30; Jamel Johnson 3-36; Eric Thomas 3-33; Brett Moncrief 2-43; Jon. Chandler 1-12; D.J. Taylor 1-10.

Famous Idaho Potato Bowl Dec. 17, 2011 • Boise, Idaho

Ohio	24
Utah State	23

Trailing 23-17 with 2:21 remaining in the season, Ohio Football put together a nine-play, 61-yard touchdown drive to win the first bowl game in program history at the 2011 Famous Idaho Potato Bowl. A fourth-down completion from Tyler Tettleton to LaVon Brazill set up the game-winning score, a one-yard rush by Tettleton to the corner of the end zone which gave Ohio a 24-23 victory over the Utah State Aggies.

Not only was Ohio's victory on Saturday the first bowl victory in program history, but it also marks head coach Frank Solich's 50th win at Ohio and the first time an Ohio Football team has won ten games since 1968.

Tettleton completed 19 of 26 passes on the night, throwing for 220 yards and two touchdowns. Saturday's game marked the 11th time he'd thrown for at least 200 yards or more.

Score by Quarters

	1st	2nd	3rd	4th	Final
OHIO	0	7	10	7	24
Utah State	9	0	14	0	23

Scoring Summary

Q	Time	Play	Score
1	8:02 USU	Team Safety	0-2
1	3:39 USU	Tarren Lloyd 3-yard pass from Adam Kennedy (Josh Thompson kick) 9 plays, 50 yards, 4:23	0-9
2	4:40 OHIO	Derek Roback 26-yard pass from Tyler Tettleton (Matt Weller kick) 7 plays, 56 yards, 2:27	7-9
3	12:19 USU	Michael Smith 63-yard run (Josh Thompson kick) 7 plays, 66 yards, 2:11	7-16
3	9:52 OHIO	Matt Weller 32-yard field goal 8 plays, 60 yards, 2:27	10-16
3	5:51 USU	Michael Smith 11-yard run (Josh Thompson kick) 9 plays, 83 yards, 4:01	10-23
3	3:45 OHIO	LaVon Brazill 44-yard pass from Tettleton (Matt Weller kick) 5 plays, 66 yards, 2:06	17-23
4	0:13 OHIO	Tyler Tettleton 1-yard run (Matt Weller kick) 9 plays, 61 yards, 1:49	24-23

Team Statistics

	Ohio	Utah State
FIRST DOWNS	22	18
RUSHES-YARDS (NET)	42-125	50-345
PASSING YDS (NET)	220	96
Passes Att-Comp-Int	26-19-0	19-12-0
TOTAL OFFENSE PLAYS-YARDS	68-345	69-441
Fumble Returns-Yards	2-0	1-1
Punts (Number-Avg)	6-46.5	5-40.4
Fumbles-Lost	2-0	1-1
Penalties-Yards	6-45	4-40

Individual Statistical Leaders

Rushing: Ohio - Harden, Donte 15-47; Blankenship, Beau 11-47; Tettleton 16-31.
Utah State - Smith, Michael 12-157; Turbin, Robert 20-101; Williams, K. 9-62; Kennedy, Adam 6-11.

Passing: Ohio - Tettleton, Tyler 19-26-0-220. **Utah State** - Kennedy, Adam 11-18-0-63; Morrison, S. 1-1-0-33.

Receiving: Ohio - Brazill, LaVon 8-108; Harden, Donte 4-37; Dunlop, Riley 3-35; Roback Derek 1-26. **Utah State** - Morrison, S. 4-25; Moats, Eric 2-9; Jacobs, Chuck 2-8; Van Leeuwen, T. 1-26.

BOBCAT FOOTBALL 2015 OHIO

OHIO OHIO BOWL HISTORY

Advocare V100 Independence Bowl Dec. 28, 2012 - Shreveport, La.

Ohio	45
Louisiana-Monroe	14

Ohio Football picked up its second straight bowl win on Friday afternoon, earning a dominating 45-14 victory over the University of Louisiana-Monroe in the 2012 AdvoCare V100 Independence Bowl. The Bobcat offense exploded in the win, amassing a bowl-record 556 total yards and setting multiple additional Independence Bowl records in the process.

Beau Blankenship led the way on the ground for Ohio (9-4), carrying the ball 19 times for a total of 105 yards and a bowl-record four touchdowns. Friday's game marked the ninth time during the 2012 season he surpassed 100 yards on the ground, an Ohio record.

Quarterback Tyler Tettleton had a very strong game for the Green and White as well, completing 14 of his 22 pass attempts for 331 yards and two touchdowns. Chase Cochran was Ohio's leading receiver, catching three passes for 162 yards and one touchdown.

Score by Quarters

	1st	2nd	3rd	4th	Final
OHIO	14	10	14	7	45
Louisiana-Monroe	0	7	7	0	14

Scoring Summary

Q	Time	Play	Score
1	12:03	OHIO Donte Foster 3 yd pass from Tyler Tettleton (Matt Weller kick)	7-0
		3 plays, 80 yards, 1:10	
1	8:17	OHIO Chase Cochran 68 yd pass from Tettleton (Matt Weller kick)	14-0
		4 plays, 87 yards, 1:40	
2	14:37	OHIO Tavarese Maye 14 yd pass from K. Browning (Justin Manton kick)	14-7
		5 plays, 53 yards, 1:18	
2	11:08	OHIO Matt Weller 38 yd field goal	17-7
		8 plays, 54 yards, 3:29	
2	4:50	OHIO Beau Blankenship 2 yd run (Matt Weller kick)	24-7
		3 plays, 3 yards, 1:12	
3	12:22	OHIO Beau Blankenship 2 yd run (Matt Weller kick)	31-7
		7 plays, 75 yards, 2:38	
3	8:25	OHIO Beau Blankenship 1 yd run (Matt Weller kick)	38-7
		6 plays, 70 yards, 2:54	
3	2:40	ULM Kevin Steed 1 yd pass from K. Browning (Justin Manton kick)	38-14
		12 plays, 66 yards, 5:45	
4	14:52	OHIO Beau Blankenship 2 yd run (Matt Weller kick)	45-14
		8 plays, 76 yards, 2:48	

Team Statistics

	Ohio	ULM
FIRST DOWNS	21	24
RUSHES-YARDS (NET)	38-219	38-95
PASSING YDS (NET)	337	219
Passes Att-Comp-Int	23-15-1	40-21-3
TOTAL OFFENSE PLAYS-YARDS	61-556	78-314
Fumble Returns-Yards	0-0	0-0
Punts (Number-Avg)	2-42.0	5-36.8
Fumbles-Lost	3-1	1-0
Penalties-Yards	7-78	3-28

Individual Statistical Leaders

Rushing: Ohio - Beau Blankenship 19-104; Daz' Patterson 5-36; Tyler Tettleton 4-34. ULM - Browning, K 24-47; Bailey, M 5-31; Tavarese Maye 3-14.

Passing: Ohio - Tyler Tettleton 14-22-1-331. ULM - Browning, K 21-39-3-219.

Receiving: Ohio - Tyler Futrell 5-133; Chase Cochran 3-162; Donte Foster 3-30. ULM - Brent Leonard 7-76; Tavarese Maye 4-58; Je'Ron Hamm 4-53.

Beef 'O' Brady's Bowl Dec. 23, 2013 - St. Petersburg, Fla.

Ohio	20
East Carolina	37

The Ohio University football team (7-6) ended the 2013 season with a 37-20 loss to East Carolina University (10-3) at the 2013 Beef 'O' Brady's Bowl in which numerous bowl game records fell at Tropicana Field.

The Bobcats rallied from a 14-0 fourth quarter deficit and took a 20-17 lead on a 28-yard field goal by redshirt sophomore kicker Josiah Yazdani with 13:34 remaining in the fourth quarter. East Carolina tallied 20 unanswered points to close the contest, though, and prevented Ohio from capturing its third straight bowl triumph in its fifth straight postseason appearance under ninth-year head coach Frank Solich.

Redshirt senior wide receiver Donte Foster set a Beef 'O' Brady's Bowl record with 160 receiving yards and a touchdown on six receptions to earn Ohio's Most Valuable Player honors. He finished his Ohio career with 2,180 receiving yards, which ranks third in school history.

Score by Quarters

	1st	2nd	3rd	4th	Final
OHIO	0	14	3	3	20
East Carolina	14	3	0	20	37

Scoring Summary

Q	Time	Play	Score
1	10:45	ECU Cam Worthy 5 yd pass from Shane Carden (Warren Harvey kick)	0-7
		5 plays, 55 yards, TOP 1:51	
	00:27	ECU Breon Allen 2 yd run (Warren Harvey kick)	0-14
		11 plays, 76 yards, TOP 3:40	
2nd	14:39	OHIO Daz' Patterson 17 yd pass from Tyler Tettleton (Yazdani, Josiah kick)	7 - 14
		4 plays, 74 yards, TOP 0:41	
	09:54	OHIO Donte' Foster 80 yd pass from Derrius Vick (Yazdani, Josiah kick)	14 - 14
		1 play, 80 yards, TOP 0:11	
	01:01	ECU Warren Harvey 41 yd field goal	14 - 17
		10 plays, 58 yards, TOP 3:57	
3rd	06:42	OHIO Josiah Yazdani 29 yd field goal	17 - 17
		17 plays, 60 yards, TOP 5:58	
4th	13:34	OHIO Josiah Yazdani 28 yd field goal	20 - 17
		7 plays, 69 yards, TOP 2:03	
	09:45	ECU Vntvus Cooper 31 yd run (HARVEY, Warren kick)	20 - 24
		5 plays, 71 yards, TOP 1:23	
	07:29	ECU Shane Carden 14 yd pass from Cam Worthy (HARVEY, Warren kick)	20 - 31
		6 plays, 47 yards, TOP 1:14	
	01:55	ECU COOPER, Vntvus 22 yd run (HARVEY, Warren kick blocked)	20 - 37
		3 plays, 24 yards, TOP 1:33	

Team Statistics

	Ohio	ECU
FIRST DOWNS	21	30
RUSHES-YARDS (NET)	37-107	41-281
PASSING YDS (NET)	328	287
Passes Att-Comp-Int	44-24-3	46-30-0
TOTAL OFFENSE PLAYS-YARDS	81-435	87-568
Fumble Returns-Yards	1-0	1-0
Punts (Number-Avg)	2-42.0	5-36.8
Fumbles-Lost	1-0	1-0
Penalties-Yards	5-60	9-75

Individual Statistical Leaders

Rushing: Ohio - Beau Blankenship 21-66; Daz' Patterson 10-28; Tyler Tettleton 4-14. ECU - Vitvus Cooper 25-198; Breon Allen 6-43; Shane Carden 10-40.

Passing: Ohio - Tyler Tettleton 21-40-3-228. ECU - Shane Carden 29-45-0-273.

Receiving: Ohio - Donte Foster 6-160; Daz' Patterson 6-77; Chase Cochran 5-33. ECU - Justin Hardy 9-66; Isaiah Jones 8-48; Vntvus Cooper 3-22.

OHIO OHIO BOWL HISTORY

Ohio Bowl Game Records

INDIVIDUAL

Category	Stat	Player	Bowl	Year
Rushing Attempts	21	Beau Blankenship	Beef 'O' Brady's	2013
Rushing Yards	105	Beau Blankenship	Independence	2012
TDs Rushing	4	Beau Blankenship	Independence	2012
Long Rushing Play	59	Roger Merb	Sun	1962
Pass Attempts	34	Austen Everson	GMAC	2007
Pass Completions	21	Tyler Tettleton	Beef 'O' Brady's	2013
Passing Pct. (min. 5 att)	73.1	Tyler Tettleton	Potato	2011
	(19-26)			
TDs Passing	4	Cleve Bryant	Tangerine	1968
Passing Yardage	331	Tyler Tettleton	Independence	2012
Pass Receptions	11	Todd Snyder	Tangerine	1968
Receiving Yardage	*214	Todd Snyder	Tangerine	1968
TDs Receiving	*3	Todd Snyder	Tangerine	1968
Long Passing Play	80	Donte' Foster	Beef 'O' Brady's	2013
		from Derrius Vick		
Longest Field Goal	52	Jim McKee	Sun	1962
Most Points	24	Beau Blankenship	Independence	2012
Longest Punt	59	Paul Hershey	Potato	2011
Longest Fumble Return	91	Skip Hoovler	Sun	1962

*School Record

TEAM

Category	High	Opponent, Bowl	Year
Points	45	vs. ULM, Independence	2012
First Downs	22	vs. Utah State, Potato	2011
	22	vs. Richmond, Tangerine	1968
Rushing Plays	42	vs. Utah State, Potato	2011
	42	vs. Richmond, Tangerine	1968
Rushing Yardage	219	vs. ULM, Independence	2012
Passing Plays	44	vs. Southern Miss, GMAC	2007
Pass Completions	19	vs. Utah State, Potato	2011
Passing Yardage	337	vs. ULM, Independence	2012
Total Plays	87	vs. ECU, Beef 'O' Brady's	2013
Total Yards	556	vs. ULM, Independence	2012





BOBCATS IN THE PROS

Josh Abrams

Defensive Back; Green Bay Packers, 2008-09, Toronto Argonauts (CFL), 2010

Chet Adams

Tackle; Cleveland Rams, 1939-42; Green Bay Packers, 1943; Cleveland Browns, 1946-48; Buffalo Bills, 1949; New York Yanks, 1950

George Belu

Tight End; Ottawa Rough Riders (CFL), 1961

Jeremy Beutler

Tight End; Carolina Cobras (Arena Football League), 2000; Frankfurt Galaxy (NFL Europe), 2001; Dallas Desperados (AFL), 2002-03; Austin Wranglers (AFL), 2004-05; Kansas City Brigades (AFL), 2006

Beau Blankenship

Running Back; Jacksonville Jaguars, 2014-present

LaVon Brazill

Wide Receiver; Indianapolis Colts, 2012-2014

Chad Brinker

Running Back; New York Jets, 2003; Cologne Centurions (NFL Europe), 2004

Robert Brooks

Running Back; New York Titans, 1961

Dion Byrum

Cornerback; Carolina Panthers, 2006-07, Orlando Predators, 2008 and 10 and Colorado Crush (AFL), 2008,

Joe Callan

Defensive Back; Ottawa Roughriders (CFL), 1979

Andy Canter

Offensive Line; Philadelphia Eagles, 1995

Kevin Carberry

Defensive End; Cleveland Browns, 2005; Detroit Lions, 2005-06; Berlin Thunder (NFL Europe), 2006; New York Dragons (AFL), 2007, Philadelphia Soud (AFL), 2008)

Jason Carthen

Linebacker; Buffalo Bills, 1993; New England Patriots, 1993

Travis Carrie

Cornerback; Oakland Raiders, 2014-present

Landon Cohen

Defensive Tackle; Detroit Lions, 2008-09; Jacksonville Jaguars, 2010; New England Patriots, 2010-11; Arizona Cardinals, 2012; Philadelphia Eagles, 2012-present

Chip Cox

Defensive Back; Detroit Lions, 2005; Montreal Alouettes (CFL), 2006; Washington Redskins, 2007; Montreal Alouettes (CFL) 2008-present

John Fekete

Running Back; Buffalo Bisons, 1946

Donte' Foster

Wide Receiver; Minnesota Vikings, 2014-present

Chris Garrett

Running Back; Winnipeg Blue Bombers (CFL), 2010-present

Stafford Gatling

Defensive End; New York Jets, 2011

Steven Goulet

Wide Receiver; Oakland Raiders, 2011

Dick Greeni

Center; Minnesota Vikings, 1961; Edmonton Eskimos (CFL), 1962

Dave Green

Punter; Cincinnati Bengals, 1972-75; Tampa Bay Buccaneers, 1976-78

Mike Green

Punter; Miami Dolphins, 1976; Houston Oilers, 1977

Paul Halleck

End; Cleveland Rams, 1937

Ryan Hawk

Quarterback; Birmingham Steeldogs (AFL2), 2006; Green Bay Blizzard (AFL2), 2007

Eric Herman

Offensive lineman; New York Giants, 2013-present

Gary Homer

Kicker ; Washington Redskins (1976), Minnesota Vikings (1976), Cleveland Browns (1977)

Bob Houmard

Fullback; Winnipeg Blue Bombers (CFL); Ottawa Rough Riders (CFL), 1969-73

Skip Hoover

Linebacker; New York Jets; Houston Oilers, 1965

Dontrell Jackson

Quarterback; Green Bay Blizzard (AFL2), 2005-06

Len Janiak

Running Back; Brooklyn Dodgers, 1939; Cleveland Rams, 1940-42

Dave Juenger

Tight End; Chicago Bears, 1973

Russell Kepler

Halfback; Cleveland Rams; Boston Shamrocks, 1933-36

John Kerns

Tackle; Buffalo Bills, 1947-49; Toronto Argonauts (CFL), 1950-51

Todd Koenig

Safety; Cleveland Browns, 2008

Jack LeVeck

Linebacker; St. Louis Cardinals, 1973-75; Chicago Bears, 1976

Art Lewis

Tackle; New York Giants, 1936; Cleveland Browns (Coach), 1938-39

Scott Mayle

Wide Receiver; Buffalo Bills, 2007-2008; Kansas City Chiefs, 2008

Terrence McCrae

Wide Receiver; Pittsburgh Steelers, 2011

Kalvin McRae

Running Back; Kansas City Chiefs, 2008

Alan Miller

Linebacker; Washington Redskins, 1962-63

Michael Mitchell

Defensive Back; Oakland Raiders, 2009-12; Carolina Panthers 2013; Pittsburgh Steelers 2014-present

Matt Muncy

Linebacker; Cincinnati Bengals, 2007

Mark Parson

Cornerback; Houston Texans, 2009; New Orleans Saints 2009, 2010-11

Julian Posey

Cornerback; New York Jets, 2011; Miami Dolphins 2013; Cleveland Browns, 2013; Minnesota Vikings 2014-present

Taylor Price

Wide Receiver; New England Patriots, 2010-11; Jacksonville Jaguars 2011-present

Seth Ream

Defensive Line; Florida Firecats (AFL2), 2007

Darren Reese

OL; NY Giants 1994; Jacksonville Jaguars 1995

Lenny Sadosky

Halfback; Cleveland Rams, 1935-36

Ryan Senser

Long Snapper; New Orleans Saints, 2008; Seattle Seahawks, 2008

Robert Snyder

Quarterback; Pittsburgh Americans, 1936; Cleveland Rams, 1937-38; Chicago Bears, 1938-41, 43

Todd Snyder

Wide Receiver; Atlanta Falcons, 1969-73

William Snyder

Guard; Pittsburgh Americans, 1934-35

Rudy Sylvan

Tight End; Detroit Lions, 2007

Clyde Thomas

Running Back; Vancouver (CFL), 1961

Chuck Turner

Tackle; Buffalo Bills, 1966; Winnipeg Blue Bombers (CFL); Hamilton Tiger Cats (CFL)

Thad Turner

Defensive Back; Indianapolis Colts, 2010; New England Patriots, 2010; Arizona Cardinals, 2011

T.J. Wright

Cornerback; Cincinnati Bengals, 2007; Jacksonville Sharks, 2012

Dave Zastudil

Punter; Baltimore Ravens, 2002-05; Cleveland Browns, 2006-2009; Arizona Cardinals, 2011-present

OHIO BOBCAT FOOTBALL 2015

OHIO BOBCATS IN THE PROS



Travis Carrie was selected in the seventh round of the 2014 NFL Draft by the Oakland Raiders. The Antioch, Calif. native became the 32nd player in school history to be selected in the NFL Draft and the sixth to be taken in the Frank Solich Era. Ohio has had a player selected in the NFL Draft in six of the last seven years.

Bobcat NFL Draft Picks

Year	Name	Pos.	Round	Overall	Team
1936	Art Lewis	T	1st	9th	New York Giants
1939	Len Janiak	B	6th	45th	Brooklyn Dodgers
	Chet Adams	T	12th	103rd	Cleveland Rams
1943	John Fekete	B	14th	123rd	Brooklyn Dodgers
	Joe Riccardi	T	26th	270th	Washington Redskins
1946	John Kerns	T	13th	137th	Philadelphia Eagles
1948	Gene Ruzzkowski	T	5th	44th	Los Angeles Rams
			6th	29th	Baltimore (AAFC)
1954	Lou Sawchik	E	24th	278th	Chicago Cardinals
1958	Les Carney	B	15th	178th	Baltimore Colts
1960	Rich Grecni	C	13th	152nd	Cleveland Browns
					Boston Patriots (AFL)
1961	Bob Brooks	FB	9th	122nd	Detroit Lions
			21st		New York Titans (AFL)
1962	Ted Stute	E	12th	165th	Cleveland Browns
			10th		New York Titans (AFL)
	Allen Miller	G	17th	225th	Washington Redskins
			17th		New York Titans (AFL)
1963	Charley Nickoson	T	6th	78th	Washington Redskins
	Dick Schultz	T	13th	176th	San Francisco 49ers
			24th		Boston Patriots (AFL)
1965	John Frick	E	9th	113th	New York Giants
			14th		Denver Broncos (AFL)
	Don Hoover	LB	6th		New York Jets (AFL)
1969	Frank Peters	T-C	9th	233rd	New York Jets
	Bob Houmard	RB	14th	342nd	Pittsburgh Steelers
1970	Todd Snyder	WR	3rd	65th	Atlanta Falcons
	Cleve Bryant	DB	11th	271st	Denver Broncos
1972	Al Benton	T	4th	103rd	Miami Dolphins
	David Green	K	17th	418th	Cincinnati Bengals
1973	Dave Juenger	WR	14th	345th	Chicago Bears
1976	Mike Green	K	16th	450th	Miami Dolphins
2002	Dave Zastudil	P	4th	112th	Baltimore Ravens
2008	Landon Cohen	DT	7th	216th	Detroit Lions
2009	Michael Mitchell	DB	2nd	47th	Oakland Raiders
2010	Taylor Price	WR	3rd	97th	New England Patriots
2012	LaVon Brazill	WR	6th	206th	Indianapolis Colts
2013	Eric Herman	OL	7th	225th	New York Giants
2014	Travis Carrie	CB	7th	219th	Oakland Raiders

Bobcats in All-Star Games

All-American Bowl	
Joe Dean	1960
Bob Brooks	1960

All-Star Gridiron Classic	
Kevin Carberry	2004
Stevland Hookfin	1998

American Bowl	
Todd Snyder	1969

Chicago All-Star Game	
Dick Grecni	1961

East-West Shrine Game	
Travis Carrie	2013
Dion Byrum	2006
Mike Green	1976
John Frick	1965
Dick Grecni	1960
Dick Schulz	1962
John Kerns	1947
Art Lewis	1936

Hula Bowl	
Chad Brinker	2003
Kalvin McRae	2007

North-South All-Star Game	
Todd Snyder	1969

Ohio Shrine Bowl	
Rod Day	1976
Tom Kauffman	1976
Greg Lockett	1976
Mike Green	1975
Ed Madison	1975
Wally Donnie	1975
Dave Miller	1975
Jeff Beams	1974
Ken Carstensen	1974
Greg Lieb	1974
Charles Williams	1974
L.C. Lyons	1974
Mike Nugent	1974
Don Caldwell	1972
Dave Juenger	1972

Senior Bowl	
Ryan McGrath	2013
Dave Zastudil	2002
Todd Snyder	1969
John Frick	1964
Skip Hoover	1964
Dick Schulz	1962
Joe Dean	1961

Texas vs. The Nation	
T.J. Wright	2007
Mark Parson	2009
Eric Herman	2013
Tremayne Scott	2013