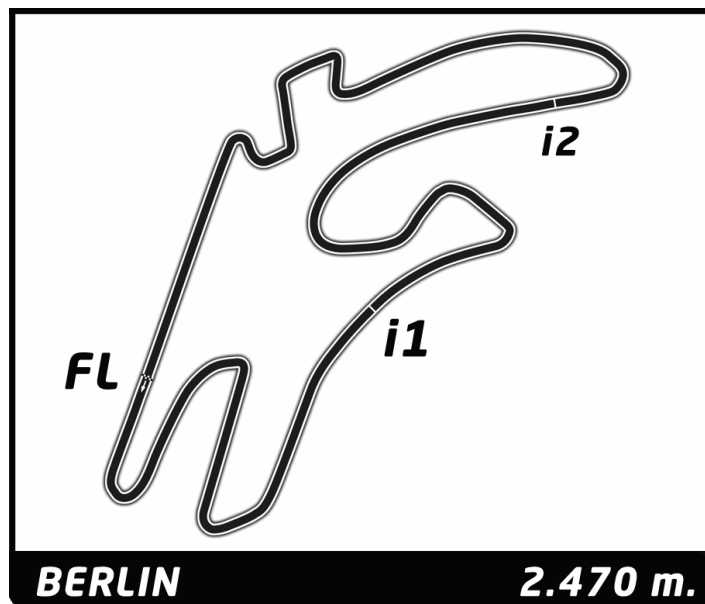
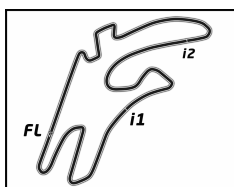


# Round 8 - Berlin ePrix

FIA Formula E Championship  
Results Booklet





# FIA Formula E Championship

## Round 8 - Berlin ePrix

### Shakedown

BERLIN 2.470 m.

## Classification

Official Timekeeper 

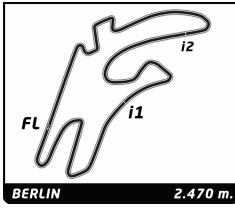
Nr.	Driver	Nat	Team	Car	Time	Lap	Total	Gap	Kph
1	27 Jean-Eric Vergne	FRA	Andretti Autosport Formula E Team	Spark - Renault SRT_01 E	<b>1:29.968</b>	2	5	-	<b>98.8</b>
2	3 Jaime Alguersuari	ESP	Virgin Racing Formula E Team	Spark - Renault SRT_01 E	<b>1:30.304</b>	2	5	+0.336	<b>98.5</b>
3	88 Charles Pic	FRA	NEXTEV TCR Formula E Team	Spark - Renault SRT_01 E	<b>1:36.170</b>	2	5	+6.202	<b>92.5</b>
4	21 Bruno Senna	BRA	Mahindra Racing Formula E Team	Spark - Renault SRT_01 E	<b>1:36.221</b>	2	5	+6.253	<b>92.4</b>
5	6 Loic Duval	FRA	Dragon Racing Formula E Team	Spark - Renault SRT_01 E	<b>1:36.513</b>	2	5	+6.545	<b>92.1</b>
6	66 Daniel Abt	DEU	Audi Sport ABT Formula E Team	Spark - Renault SRT_01 E	<b>1:37.149</b>	2	5	+7.181	<b>91.5</b>
7	11 Lucas di Grassi	BRA	Audi Sport ABT Formula E Team	Spark - Renault SRT_01 E	<b>1:38.055</b>	2	5	+8.087	<b>90.7</b>
8	28 Scott Speed	USA	Andretti Autosport Formula E Team	Spark - Renault SRT_01 E	<b>1:38.426</b>	5	5	+8.458	<b>90.3</b>
9	55 Antonio Felix da Costa	PRT	Amlin Aguri	Spark - Renault SRT_01 E	<b>1:38.621</b>	5	5	+8.653	<b>90.2</b>
10	77 Salvador Duran	MEX	Amlin Aguri	Spark - Renault SRT_01 E	<b>1:38.727</b>	3	3	+8.759	<b>90.1</b>
11	10 Jarno Trulli	ITA	Trulli Formula E Team	Spark - Renault SRT_01 E	<b>1:39.289</b>	5	5	+9.321	<b>89.6</b>
12	7 Jérôme D'Ambrosio	BEL	Dragon Racing Formula E Team	Spark - Renault SRT_01 E	<b>1:39.368</b>	5	5	+9.400	<b>89.5</b>
13	99 Nelson Piquet JR	BRA	NEXTEV TCR Formula E Team	Spark - Renault SRT_01 E	<b>1:39.651</b>	2	5	+9.683	<b>89.2</b>
14	23 Nick Heidfeld	DEU	Venturi Formula E Team	Spark - Renault SRT_01 E	<b>1:39.826</b>	5	5	+9.858	<b>89.1</b>
15	18 Vitantonio Liuzzi	ITA	Trulli Formula E Team	Spark - Renault SRT_01 E	<b>1:39.913</b>	2	5	+9.945	<b>89.0</b>
16	2 Sam Bird	GBR	Virgin Racing Formula E Team	Spark - Renault SRT_01 E	<b>1:42.199</b>	2	5	+12.231	<b>87.0</b>
17	5 Karun Chandhok	IND	Mahindra Racing Formula E Team	Spark - Renault SRT_01 E	<b>1:44.617</b>	2	5	+14.649	<b>85.0</b>
18	9 Sébastien Buemi	CHE	Team e.dams Renault	Spark - Renault SRT_01 E	<b>1:45.023</b>	5	5	+15.055	<b>84.7</b>
19	30 Stéphane Sarrazin	FRA	Venturi Formula E Team	Spark - Renault SRT_01 E	<b>1:45.364</b>	5	5	+15.396	<b>84.4</b>
20	8 Nicolas Prost	FRA	Team e.dams Renault	Spark - Renault SRT_01 E	<b>1:45.655</b>	5	5	+15.687	<b>84.2</b>

<b>Fastest Lap</b>	Lap 2	Jean-Eric Vergne	<b>1:29.968</b>	98.8 Kph
--------------------	-------	------------------	-----------------	----------

Published at: .....

Track Status: **DRY**

<b>Race Director:</b>	<b>Timekeeper:</b>
-----------------------	--------------------



## FIA Formula E Championship

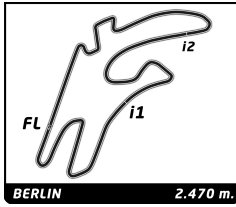
### Round 8 - Berlin ePrix

#### Shakedown

#### Best Sector Times

Official Timekeeper 

SECTOR 1			SECTOR 2			SECTOR 3			Pos	Driver	Ideal Lap	Best Lap
Pos	Driver	Time	Driver	Time	Driver	Time						
1	28 S.Speed	30.538	27 J.Vergne	23.817	27 J.Vergne	34.581	1	27 J.Vergne	1'29.198	1:29.968	(1)	
2	3 J.Alguersuari	30.714	3 J.Alguersuari	24.044	3 J.Alguersuari	34.972	2	3 J.Alguersuari	1'29.730	1:30.304	(2)	
3	27 J.Vergne	30.800	28 S.Speed	24.046	66 D.Abt	35.573	3	66 D.Abt	1'31.289	1:37.149	(6)	
4	55 A.da Costa	30.920	55 A.da Costa	24.270	11 L.di Grassi	35.665	4	11 L.di Grassi	1'31.828	1:38.055	(7)	
5	66 D.Abt	31.124	6 L.Duval	24.337	88 C.Pic	35.939	5	88 C.Pic	1'31.922	1:36.170	(3)	
6	77 S.Duran	31.183	21 B.Senna	24.356	2 S.Bird	37.064	6	7 J.D'Ambrosio	1'33.735	1:39.368	(12)	
7	88 C.Pic	31.217	18 V.Liuzzi	24.462	7 J.D'Ambrosio	37.663	7	28 S.Speed	1'34.109	1:38.426	(8)	
8	99 N.Piquet JR	31.295	11 L.di Grassi	24.522	30 S.Sarrazin	37.709	8	99 N.Piquet JR	1'34.178	1:39.651	(13)	
9	7 J.D'Ambrosio	31.353	66 D.Abt	24.592	18 V.Liuzzi	37.772	9	6 L.Duval	1'34.286	1:36.513	(5)	
10	21 B.Senna	31.610	7 J.D'Ambrosio	24.719	23 N.Heidfeld	38.033	10	23 N.Heidfeld	1'34.436	1:39.826	(14)	
11	23 N.Heidfeld	31.635	88 C.Pic	24.766	99 N.Piquet JR	38.073	11	21 B.Senna	1'34.611	1:36.221	(4)	
12	11 L.di Grassi	31.641	23 N.Heidfeld	24.768	6 L.Duval	38.183	12	18 V.Liuzzi	1'36.546	1:39.913	(15)	
13	6 L.Duval	31.766	99 N.Piquet JR	24.810	8 N.Prost	38.399	13	55 A.da Costa	1'37.502	1:38.621	(9)	
14	10 J.Trulli	31.877	77 S.Duran	24.819	5 K.Chandhok	38.575	14	30 S.Sarrazin	1'37.938	1:45.364	(19)	
15	18 V.Liuzzi	34.312	2 S.Bird	25.131	21 B.Senna	38.645	15	10 J.Trulli	1'37.996	1:39.289	(11)	
16	30 S.Sarrazin	34.899	10 J.Trulli	25.220	9 S.Buemi	39.286	16	77 S.Duran	1'38.459	1:38.727	(10)	
17	9 S.Buemi	34.914	30 S.Sarrazin	25.330	28 S.Speed	39.525	17	2 S.Bird	1'38.571	1:42.199	(16)	
18	5 K.Chandhok	35.301	8 N.Prost	25.773	10 J.Trulli	40.899	18	8 N.Prost	1'39.605	1:45.655	(20)	
19	8 N.Prost	35.433	9 S.Buemi	25.871	55 A.da Costa	42.312	19	9 S.Buemi	1'40.071	1:45.023	(18)	
20	2 S.Bird	36.376	5 K.Chandhok	26.902	77 S.Duran	42.457	20	5 K.Chandhok	1'40.778	1:44.617	(17)	



## FIA Formula E Championship

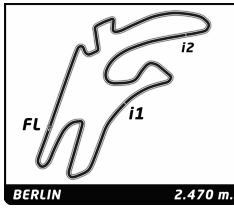
Round 8 - Berlin ePrix

Shakedown

Fastest Lap Sequence

Official Timekeeper 

Practice Time	Driver	Team	Car	Time	Kph	Lap
4:01.552	<b>5 Karun Chandhok</b>	Mahindra Racing Formula E Team	Spark - Renault SRT_01 E	<b>1:44.617</b>	85.0	2
4:11.100	<b>28 Scott Speed</b>	Andretti Autosport Formula E Team	Spark - Renault SRT_01 E	<b>1:43.857</b>	85.6	2
4:12.095	<b>7 Jérôme D'Ambrosio</b>	Dragon Racing Formula E Team	Spark - Renault SRT_01 E	<b>1:42.627</b>	86.6	2
4:12.793	<b>2 Sam Bird</b>	Virgin Racing Formula E Team	Spark - Renault SRT_01 E	<b>1:42.199</b>	87.0	2
4:14.583	<b>23 Nick Heidfeld</b>	Venturi Formula E Team	Spark - Renault SRT_01 E	<b>1:40.046</b>	88.9	2
4:16.212	<b>18 Vitantonio Liuzzi</b>	Trulli Formula E Team	Spark - Renault SRT_01 E	<b>1:39.913</b>	89.0	2
4:17.375	<b>99 Nelson Piquet JR</b>	NEXTEV TCR Formula E Team	Spark - Renault SRT_01 E	<b>1:39.651</b>	89.2	2
4:18.105	<b>6 Loïc Duval</b>	Dragon Racing Formula E Team	Spark - Renault SRT_01 E	<b>1:36.513</b>	92.1	2
4:19.497	<b>21 Bruno Senna</b>	Mahindra Racing Formula E Team	Spark - Renault SRT_01 E	<b>1:36.221</b>	92.4	2
4:22.830	<b>88 Charles Pic</b>	NEXTEV TCR Formula E Team	Spark - Renault SRT_01 E	<b>1:36.170</b>	92.5	2
4:37.071	<b>27 Jean-Eric Vergne</b>	Andretti Autosport Formula E Team	Spark - Renault SRT_01 E	<b>1:29.968</b>	98.8	2



# FIA Formula E Championship

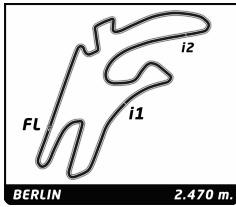
## Round 8 - Berlin ePrix

### Shakedown

Analysis

Official Timekeeper TAGHeuer

Lap	C	Time	Sector 1	Sector 2	Sector 3	Kph	Elapsed	Lap	Time	Sector 1	Sector 2	Sector 3	Kph	Elapsed				
<b>2</b>	<b>Sam Bird</b> GBR							Virgin Racing Formula E Team Spark - Renault SRT_01 E	5	B	1:45.023	36.240	29.497	39.286	84.7	14:45.550		
	1	A	2:30.594	1:15.778	33.610	41.206	59.0		2:30.594									
	2	A	1:42.199	37.671	27.464	37.064	87.0		4:12.793									
	3	B	7:04.526	B	38.733	25.234	6:00.559		20.9	11:17.319								
	4	B	1:47.592	39.001	28.940	39.651	82.6		13:04.911									
	5	B	1:46.210	36.376	30.980	38.854	83.7		14:51.121									
<b>3</b>	<b>Jaime Alguersuari</b> ESP							Virgin Racing Formula E Team Spark - Renault SRT_01 E	1	A	3:15.803	2:12.848	26.036	36.919	45.4	3:15.803		
	2	A	1:30.304	31.215	24.117	34.972	98.5		4:46.107									
	3	B	7:26.717	B	30.988	24.044	6:31.685		19.9	12:12.824								
	4	B	1:38.729	37.605	25.304	35.820	90.1		13:51.553									
	5	B	1:40.475	30.714	24.066	45.695	88.5		15:32.028									
	<b>5</b>	<b>Karun Chandhok</b> IND							Mahindra Racing Formula E Team Spark - Renault SRT_01 E	1	A	2:16.935	1:01.446	31.828	43.661	64.9	2:16.935	
2		A	1:44.617	35.595	26.902	42.120	85.0	4:01.552										
3		B	7:08.128	B	35.920	28.204	6:04.004	20.8		11:09.680								
4		B	1:52.170	41.766	29.521	40.883	79.3	13:01.850										
5		B	1:45.390	36.051	30.764	38.575	84.4	14:47.240										
<b>6</b>		<b>Loïc Duval</b> FRA								Dragon Racing Formula E Team Spark - Renault SRT_01 E	1	A	2:41.592	1:23.896	35.425	42.271	55.0	2:41.592
	2	A	1:36.513	31.766	26.564	38.183	92.1	4:18.105										
	3	B	7:04.281	B	38.466	26.475	5:59.340	21.0	11:22.386									
	4	B	1:47.124	35.132	29.475	42.517	83.0	13:09.510										
	5	B	1:42.857	35.538	28.748	38.571	86.5	14:52.367										
	<b>7</b>	<b>Jérôme D'Ambrosio</b> BEL							Dragon Racing Formula E Team Spark - Renault SRT_01 E		1	A	2:29.468	1:14.641	33.649	41.178	59.5	2:29.468
2		A	1:42.627	38.112	26.852	37.663	86.6	4:12.095										
3		B	7:15.297	B	38.797	24.719	6:11.781	20.4		11:27.392								
4		B	1:49.054	39.031	26.502	43.521	81.5	13:16.446										
5		B	1:39.368	31.353	27.646	40.369	89.5	14:55.814										
<b>8</b>		<b>Nicolas Prost</b> FRA								Team e.dams Renault Spark - Renault SRT_01 E	1	A	2:20.442	1:05.775	32.363	42.304	63.3	2:20.442
	2	A	1:46.421	35.541	25.956	44.924	83.6	4:06.863										
	3	B	7:08.862	B	35.433	27.127	6:06.302	20.7	11:15.725									
	4	B	1:48.032	39.691	28.557	39.784	82.3	13:03.757										
	5	B	1:45.655	36.794	30.462	38.399	84.2	14:49.412										
	<b>9</b>	<b>Sébastien Buemi</b> CHE							Team e.dams Renault Spark - Renault SRT_01 E		1	A	2:19.454	1:04.833	32.375	42.246	63.8	2:19.454
2		A	1:46.251	35.710	25.871	44.670	83.7	4:05.705										
3		B	4:42.082	B	35.383	26.924	3:39.775	31.5		8:47.787								
4		B	4:12.740	3:02.261	29.234	41.245	35.2	13:00.527										
<b>10</b>		<b>Jarno Trulli</b> ITA								Trulli Formula E Team Spark - Renault SRT_01 E	1	B	2:25.568	1:11.506	33.163	40.899	61.1	2:25.568
		2	B	1:44.727	34.640	25.776	44.311	84.9			4:10.295							
	3	A	7:35.345	B	35.143	27.947	6:32.255	19.5	11:45.640									
	4	A	1:46.588	34.905	25.363	46.320	83.4	13:32.228										
	5	A	1:39.289	31.877	25.220	42.192	89.6	15:11.517										
	<b>11</b>	<b>Lucas di Grassi</b> BRA							Audi Sport ABT Formula E Team Spark - Renault SRT_01 E		1	A	2:49.136	1:31.939	34.614	42.583	52.6	2:49.136
2		A	1:38.055	32.423	24.522	41.110	90.7	4:27.191										
3		B	7:41.340	B	35.588	24.858	6:40.894	19.3		12:08.531								
4		B	1:37.023	36.486	24.872	35.665	91.6	13:45.554										
5		B	1:45.020	32.123	24.779	48.118	84.7	15:30.574										
<b>18</b>		<b>Vitantonio Liuzzi</b> ITA								Trulli Formula E Team Spark - Renault SRT_01 E	1	A	2:36.299	1:19.877	33.028	43.394	56.9	2:36.299
	2	A	1:39.913	34.312	27.829	37.772	89.0	4:16.212										
	3	B	7:09.059	B	37.371	26.074	6:05.614	20.7	11:25.271									
	4	B	1:44.591	36.941	25.848	41.802	85.0	13:09.862										
	5	B	1:43.932	36.203	28.607	39.122	85.6	14:53.794										
	<b>21</b>	<b>Bruno Senna</b> BRA							Mahindra Racing Formula E Team Spark - Renault SRT_01 E		1	B	2:43.276	1:26.325	34.566	42.385	54.5	2:43.276
2		B	1:36.221	32.020	25.556	38.645	92.4	4:19.497										
3		A	7:22.970	B	38.030	27.022	6:17.918	20.1		11:42.467								
4		A	1:46.501	34.621	25.161	46.719	83.5	13:28.968										
5		A	1:39.286	31.610	24.359	43.317	89.6	15:08.254										
<b>23</b>		<b>Nick Heidfeld</b> DEU								Venturi Formula E Team Spark - Renault SRT_01 E	1	A	2:34.537	1:17.413	33.003	44.121	57.5	2:34.537
	2	A	1:40.046	35.078	26.935	38.033	88.9	4:14.583										
	3	B	7:23.704	B	37.963	26.253	6:19.488	20.0	11:38.287									
	4	B	1:45.539	35.499	24.768	45.272	84.3	13:23.826										
	5	B	1:39.826	31.635	25.246	42.945	89.1	15:03.652										
	<b>27</b>	<b>Jean-Eric Vergne</b> FRA							Andretti Autosport Formula E Team Spark - Renault SRT_01 E		1	B	3:07.103	2:05.362	25.773	35.968	47.5	3:07.103
2		B	1:29.968	31.369	24.018	34.581	98.8	4:37.071										
3		A	7:22.674	B	30.948	24.739	6:26.987	20.1		11:59.745								
4		A	1:43.913	42.114	24.095	37.704	85.6	13:43.658										
5		A	1:40.699	31.141	23.817	45.741	88.3	15:24.357										
<b>28</b>		<b>Scott Speed</b> USA								Andretti Autosport Formula E Team Spark - Renault SRT_01 E	1	A	2:27.243	1:13.377	33.633	40.233	60.4	2:27.243
	2	A	1:43.857	38.450	24.700	40.707	85.6	4:11.100										



# FIA Formula E Championship

## Round 8 - Berlin ePrix

### Shakedown

### Analysis

Official Timekeeper TAGHeuer

■ Personal Best   
 ■ Session Best   
 ■ Crossing the finish line in pit lane

Lap	C	Time	Sector 1	Sector 2	Sector 3	Kph	Elapsed	Lap	Time	Sector 1	Sector 2	Sector 3	Kph	Elapsed
3	B	7:19.464 <b>B</b>	38.907	24.685	6:15.872	20.2	11:30.564							
4	B	1:48.935	39.970	24.462	44.503	81.6	13:19.499							
5	B	<span style="color: green;">1:38.426</span>	<span style="color: purple;">30.538</span>	28.363	<span style="color: green;">39.525</span>	90.3	14:57.925							

30 Stéphane Sarrazin		FRA					
Venturi Formula E Team		Spark - Renault SRT_01 E					
1	B	2:21.084	1:07.314	33.066	40.704	63.0	2:21.084
2	B	1:47.251	35.966	<span style="color: green;">25.330</span>	45.955	82.9	4:08.335
3	A	7:05.161 <b>B</b>	<span style="color: green;">34.899</span>	26.903	6:03.359	20.9	11:13.496
4	A	1:48.747	40.051	29.224	39.472	81.8	13:02.243
5	A	<span style="color: green;">1:45.364</span>	36.546	31.109	<span style="color: green;">37.709</span>	84.4	14:47.607

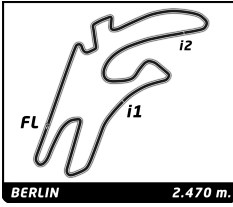
55 Antonio Felix da Costa		PRT					
Amlin Aguri		Spark - Renault SRT_01 E					
1	A	2:18.705	1:03.864	32.230	42.611	64.1	2:18.705
2	A	1:45.697	35.104	26.601	43.992	84.1	4:04.402
3	B	7:31.040 <b>B</b>	35.516	27.151	6:28.373	19.7	11:35.442
4	B	1:47.367	35.889	<span style="color: green;">24.270</span>	47.208	82.8	13:22.809
5	B	<span style="color: green;">1:38.621</span>	<span style="color: green;">30.920</span>	25.389	<span style="color: green;">42.312</span>	90.2	15:01.430

66 Daniel Abt		DEU					
Audi Sport ABT Formula E Team		Spark - Renault SRT_01 E					
1	A	2:44.706	1:27.669	34.918	42.119	54.0	2:44.706
2	A	<span style="color: green;">1:37.149</span>	32.690	24.925	39.534	91.5	4:21.855
3	B	7:43.610 <b>B</b>	38.131	25.420	6:40.059	19.2	12:05.465
4	B	1:39.676	38.762	25.341	<span style="color: green;">35.573</span>	89.2	13:45.141
5	B	1:44.616	31.710	<span style="color: green;">24.592</span>	48.314	85.0	15:29.757

77 Salvador Duran		MEX					
Amlin Aguri		Spark - Renault SRT_01 E					
1	B	11:40.249 <b>B</b>				12.7	11:40.249
2	B	1:46.234	34.819	25.202	46.213	83.7	13:26.483
3	B	<span style="color: green;">1:38.727</span>	<span style="color: green;">31.183</span>	25.087	<span style="color: green;">42.457</span>	90.1	15:05.210

88 Charles Pic		FRA					
NEXTEV TCR Formula E Team		Spark - Renault SRT_01 E					
1	B	2:46.660	1:28.662	35.206	42.792	53.4	2:46.660
2	B	<span style="color: green;">1:36.170</span>	32.203	25.005	38.962	92.5	4:22.830
3	A	7:39.295 <b>B</b>	38.255	25.398	6:35.642	19.4	12:02.125
4	A	1:42.241	41.421	24.881	<span style="color: green;">35.939</span>	87.0	13:44.366
5	A	1:42.468	31.482	<span style="color: green;">24.766</span>	46.220	86.8	15:26.834

99 Nelson Piquet JR		BRA					
NEXTEV TCR Formula E Team		Spark - Renault SRT_01 E					
1	A	2:37.724	1:21.861	34.691	41.172	56.4	2:37.724
2	A	<span style="color: green;">1:39.651</span>	34.548	27.030	<span style="color: green;">38.073</span>	89.2	4:17.375
3	B	7:31.789 <b>B</b>	37.449	27.411	6:26.929	19.7	11:49.164
4	B	1:47.957	35.964	25.063	46.930	82.4	13:37.121
5	B	1:42.743	<span style="color: green;">31.295</span>	<span style="color: green;">24.810</span>	46.638	86.5	15:19.864

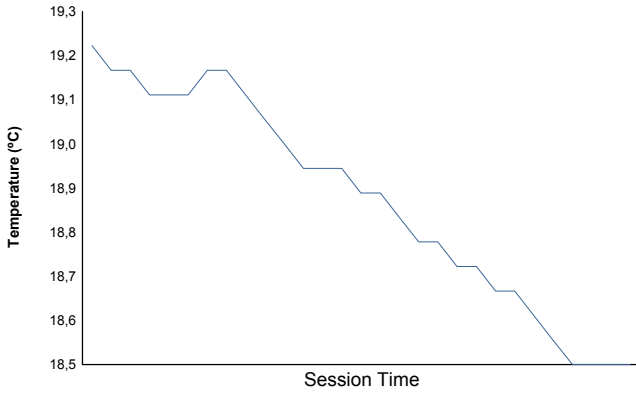


**Round 8 - Berlin ePrix**  
 FIA Formula E Championship  
 Shakedown

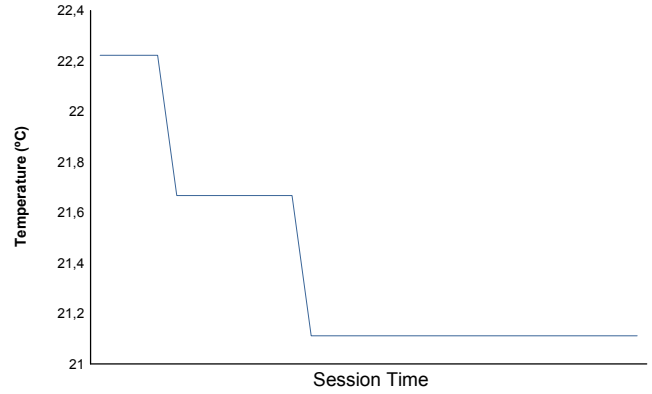
Weather Report

Official Timekeeper

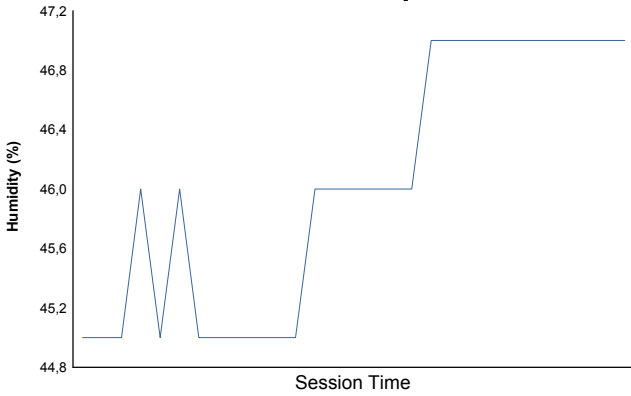
**Air Temperature**



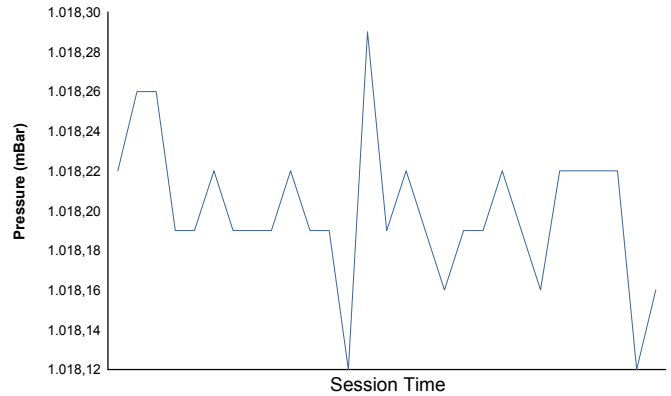
**Track Temperature**



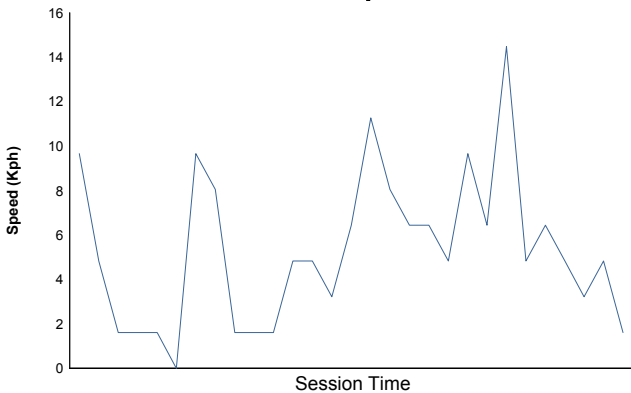
**Humidity**



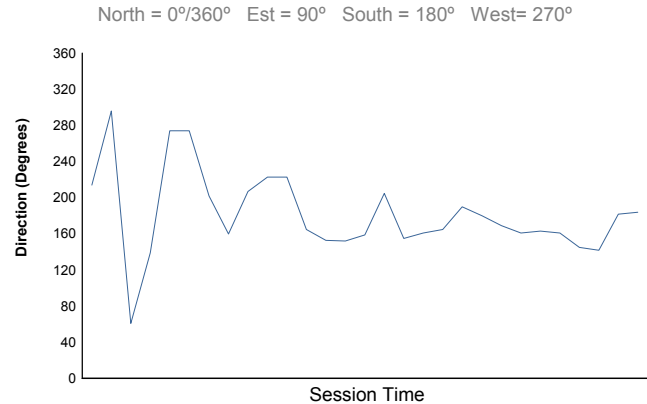
**Pressure**



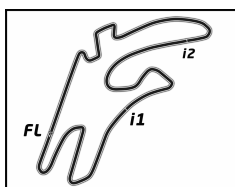
**Wind Speed**



**Wind direction**



Track Status: **DRY**



# FIA Formula E Championship

## Round 8 - Berlin ePrix

### Non Qualifying Practice 1

BERLIN 2.470 m.

### Classification

Official Timekeeper 

Nr.	Driver	Nat	Team	Car	Time	Lap	Total	Gap	Kph
1	9 Sébastien Buemi	CHE	Team e.dams Renault	Spark - Renault SRT_01 E	<b>1:23.158</b>	15	16	-	<b>106.9</b>
2	23 Nick Heidfeld	DEU	Venturi Formula E Team	Spark - Renault SRT_01 E	<b>1:24.731</b>	2	18	+1.573	<b>104.9</b>
3	3 Jaime Alguersuari	ESP	Virgin Racing Formula E Team	Spark - Renault SRT_01 E	<b>1:24.782</b>	14	16	+1.624	<b>104.9</b>
4	27 Jean-Eric Vergne	FRA	Andretti Autosport Formula E Team	Spark - Renault SRT_01 E	<b>1:24.870</b>	9	18	+1.712	<b>104.8</b>
5	7 Jérôme D'Ambrosio	BEL	Dragon Racing Formula E Team	Spark - Renault SRT_01 E	<b>1:25.017</b>	15	17	+1.859	<b>104.6</b>
6	66 Daniel Abt	DEU	Audi Sport ABT Formula E Team	Spark - Renault SRT_01 E	<b>1:25.021</b>	2	19	+1.863	<b>104.6</b>
7	28 Scott Speed	USA	Andretti Autosport Formula E Team	Spark - Renault SRT_01 E	<b>1:25.105</b>	8	16	+1.947	<b>104.5</b>
8	6 Loïc Duval	FRA	Dragon Racing Formula E Team	Spark - Renault SRT_01 E	<b>1:25.123</b>	14	18	+1.965	<b>104.5</b>
9	30 Stéphane Sarrazin	FRA	Venturi Formula E Team	Spark - Renault SRT_01 E	<b>1:25.127</b>	3	18	+1.969	<b>104.5</b>
10	8 Nicolas Prost	FRA	Team e.dams Renault	Spark - Renault SRT_01 E	<b>1:25.135</b>	14	19	+1.977	<b>104.4</b>
11	11 Lucas di Grassi	BRA	Audi Sport ABT Formula E Team	Spark - Renault SRT_01 E	<b>1:25.183</b>	15	18	+2.025	<b>104.4</b>
12	18 Vitantonio Liuzzi	ITA	Trulli Formula E Team	Spark - Renault SRT_01 E	<b>1:25.269</b>	13	15	+2.111	<b>104.3</b>
13	99 Nelson Piquet JR	BRA	NEXTEV TCR Formula E Team	Spark - Renault SRT_01 E	<b>1:25.342</b>	10	19	+2.184	<b>104.2</b>
14	2 Sam Bird	GBR	Virgin Racing Formula E Team	Spark - Renault SRT_01 E	<b>1:25.370</b>	2	19	+2.212	<b>104.2</b>
15	88 Charles Pic	FRA	NEXTEV TCR Formula E Team	Spark - Renault SRT_01 E	<b>1:25.442</b>	17	19	+2.284	<b>104.1</b>
16	55 Antonio Felix da Costa	PRT	Amlin Aguri	Spark - Renault SRT_01 E	<b>1:25.448</b>	15	19	+2.290	<b>104.1</b>
17	10 Jarno Trulli	ITA	Trulli Formula E Team	Spark - Renault SRT_01 E	<b>1:25.465</b>	3	16	+2.307	<b>104.0</b>
18	21 Bruno Senna	BRA	Mahindra Racing Formula E Team	Spark - Renault SRT_01 E	<b>1:25.474</b>	13	18	+2.316	<b>104.0</b>
19	77 Salvador Duran	MEX	Amlin Aguri	Spark - Renault SRT_01 E	<b>1:25.648</b>	16	18	+2.490	<b>103.8</b>
20	5 Karun Chandhok	IND	Mahindra Racing Formula E Team	Spark - Renault SRT_01 E	<b>1:25.814</b>	12	17	+2.656	<b>103.6</b>

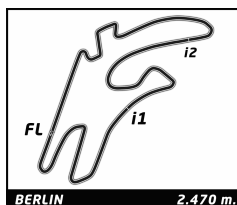
<b>Fastest Lap</b>	Lap 15	Sébastien Buemi	<b>1:23.158</b>	106.9 Kph
--------------------	--------	-----------------	-----------------	-----------

Published at: .....

Track Status: **DRY**

<b>Race Director:</b>	<b>Timekeeper:</b>
-----------------------	--------------------





## FIA Formula E Championship

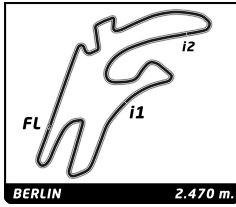
Round 8 - Berlin ePrix

Non Qualifying Practice 1

Best Sector Times

Official Timekeeper 

SECTOR 1			SECTOR 2			SECTOR 3			Pos	Driver	Ideal Lap	Best Lap
Pos	Driver	Time	Driver	Time	Driver	Time						
1	9 S.Buemi	28.481	9 S.Buemi	21.921	9 S.Buemi	32.756	1	9 S.Buemi	1'23.158	1:23.158	(1)	
2	23 N.Heidfeld	29.038	27 J.Vergne	22.027	23 N.Heidfeld	33.353	2	23 N.Heidfeld	1'24.534	1:24.731	(2)	
3	3 J.Alguersuari	29.052	66 D.Abt	22.101	3 J.Alguersuari	33.451	3	27 J.Vergne	1'24.627	1:24.870	(4)	
4	11 L.di Grassi	29.056	3 J.Alguersuari	22.141	30 S.Sarrazin	33.469	4	3 J.Alguersuari	1'24.644	1:24.782	(3)	
5	27 J.Vergne	29.102	23 N.Heidfeld	22.143	6 L.Duval	33.491	5	11 L.di Grassi	1'24.781	1:25.183	(11)	
6	30 S.Sarrazin	29.103	11 L.di Grassi	22.171	27 J.Vergne	33.498	6	6 L.Duval	1'24.796	1:25.123	(8)	
7	6 L.Duval	29.122	6 L.Duval	22.183	7 J.D'Ambrosio	33.505	7	30 S.Sarrazin	1'24.871	1:25.127	(9)	
8	18 V.Liuzzi	29.154	28 S.Speed	22.209	28 S.Speed	33.506	8	66 D.Abt	1'24.898	1:25.021	(6)	
9	7 J.D'Ambrosio	29.165	8 N.Prost	22.242	66 D.Abt	33.515	9	28 S.Speed	1'24.907	1:25.105	(7)	
10	28 S.Speed	29.192	55 A.da Costa	22.247	8 N.Prost	33.518	10	7 J.D'Ambrosio	1'24.944	1:25.017	(5)	
11	99 N.Piquet JR	29.222	99 N.Piquet JR	22.273	10 J.Trulli	33.538	11	8 N.Prost	1'25.023	1:25.135	(10)	
12	21 B.Senna	29.242	88 C.Pic	22.274	11 L.di Grassi	33.554	12	99 N.Piquet JR	1'25.088	1:25.342	(13)	
13	8 N.Prost	29.263	7 J.D'Ambrosio	22.274	2 S.Bird	33.592	13	55 A.da Costa	1'25.184	1:25.448	(16)	
14	66 D.Abt	29.282	2 S.Bird	22.298	99 N.Piquet JR	33.593	14	2 S.Bird	1'25.188	1:25.370	(14)	
15	2 S.Bird	29.298	30 S.Sarrazin	22.299	88 C.Pic	33.611	15	18 V.Liuzzi	1'25.269	1:25.269	(12)	
16	55 A.da Costa	29.317	18 V.Liuzzi	22.380	55 A.da Costa	33.620	16	88 C.Pic	1'25.285	1:25.442	(15)	
17	5 K.Chandhok	29.325	21 B.Senna	22.404	21 B.Senna	33.650	17	21 B.Senna	1'25.296	1:25.474	(18)	
18	10 J.Trulli	29.337	10 J.Trulli	22.458	18 V.Liuzzi	33.735	18	10 J.Trulli	1'25.333	1:25.465	(17)	
19	77 S.Duran	29.367	77 S.Duran	22.487	77 S.Duran	33.775	19	77 S.Duran	1'25.629	1:25.648	(19)	
20	88 C.Pic	29.400	5 K.Chandhok	22.590	5 K.Chandhok	33.805	20	5 K.Chandhok	1'25.720	1:25.814	(20)	



## FIA Formula E Championship

### Round 8 - Berlin ePrix

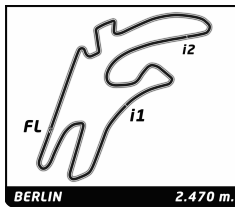
#### Non Qualifying Practice 1

#### Fastest Lap Sequence

Official Timekeeper  TAGHeuer

Practice Time	Driver	Team	Car	Time	Kph	Lap
3:03.036	<b>9 Sébastien Buemi</b>	Team e.dams Renault	Spark - Renault SRT_01 E	<b>1:26.313</b>	103.0	2
3:04.042	<b>8 Nicolas Prost</b>	Team e.dams Renault	Spark - Renault SRT_01 E	<b>1:26.113</b>	103.3	2
3:05.744	<b>11 Lucas di Grassi</b>	Audi Sport ABT Formula E Team	Spark - Renault SRT_01 E	<b>1:25.732</b>	103.7	2
3:07.249	<b>2 Sam Bird</b>	Virgin Racing Formula E Team	Spark - Renault SRT_01 E	<b>1:25.370</b>	104.2	2
3:20.205	<b>23 Nick Heidfeld</b>	Venturi Formula E Team	Spark - Renault SRT_01 E	<b>1:24.731</b>	104.9	2
43:30.395	<b>9 Sébastien Buemi</b>	Team e.dams Renault	Spark - Renault SRT_01 E	<b>1:23.158</b>	106.9	15





# FIA Formula E Championship

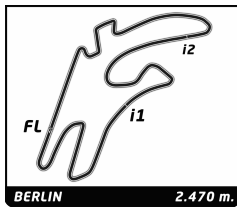
## Round 8 - Berlin ePrix

### Non Qualifying Practice 1

### Analysis

Official Timekeeper TAGHeuer

Personal Best							Session Best		B Crossing the finish line in pit lane								
Lap	C	Time	Sector 1	Sector 2	Sector 3	Kph	Elapsed	Lap	Time	Sector 1	Sector 2	Sector 3	Kph	Elapsed			
<b>9 Sébastien Buemi</b> CHE																	
Team e.dams Renault							Spark - Renault SRT_01 E										
9	A	1:25.418	29.383	22.465	33.570	104.1	21:32.586	5	B	1:26.074	29.572	22.509	33.993	103.3	7:23.801		
10	A	1:26.487	29.960	22.647	33.880	102.8	22:59.073	6	A	10:08.785	B	29.383	22.529	9:16.873	14.6	17:32.586	
11	A	1:25.999	29.531	22.486	33.982	103.4	24:25.072	7	A	1:42.527	36.544	24.191	41.792	86.7	19:15.113		
12	A	11:19.127	B	32.108	25.923	...	13.1	35:44.199	8	A	1:26.027	29.056	23.286	33.685	103.4	20:41.140	
13	A	1:44.995	32.477	22.467	50.051	84.7	37:29.194	9	A	1:34.253	29.469	30.823	33.961	94.3	22:15.393		
14	A	1:25.135	29.268	22.242	33.630	104.4	38:54.329	10	A	1:25.668	29.415	22.624	33.629	103.8	23:41.061		
15	A	1:26.332	29.643	22.508	34.181	103.0	40:20.661	11	A	11:27.546	B	29.345	22.723	...	12.9	35:08.607	
16	A	1:29.046	29.414	22.429	37.203	99.9	41:49.707	12	A	1:29.585	32.949	22.344	34.292	99.3	36:38.192		
17	A	1:26.184	29.793	22.548	33.843	103.2	43:15.891	13	A	1:25.758	29.362	22.179	34.217	103.7	38:03.950		
18	A	1:26.408	29.680	22.578	34.150	102.9	44:42.299	14	A	1:25.449	29.220	22.418	33.811	104.1	39:29.399		
19	A	1:26.052	29.573	22.575	33.904	103.3	46:08.351	15	A	1:25.183	29.430	22.199	33.554	104.4	40:54.582		
								16	A	1:25.258	29.237	22.359	33.662	104.3	42:19.840		
								17	A	1:25.666	29.220	22.683	33.763	103.8	43:45.506		
								18	A	1:26.213	30.011	22.579	33.623	103.1	45:11.719		
<b>18 Vitantonio Liuzzi</b> ITA																	
Trulli Formula E Team							Spark - Renault SRT_01 E										
1	B	2:10.444	1:07.577	25.164	37.703	68.2	2:10.444	1	B	2:10.444	1:07.577	25.164	37.703	68.2	2:10.444		
2	B	1:28.263	29.930	23.967	34.366	100.7	3:38.707	2	B	1:28.263	29.930	23.967	34.366	100.7	3:38.707		
3	B	1:27.280	30.336	22.965	33.979	101.9	5:05.987	3	B	1:27.280	30.336	22.965	33.979	101.9	5:05.987		
4	B	1:26.430	29.791	22.630	34.009	102.9	6:32.417	4	B	1:26.430	29.791	22.630	34.009	102.9	6:32.417		
5	B	1:26.952	30.008	22.775	34.169	102.3	7:59.369	5	B	1:26.952	30.008	22.775	34.169	102.3	7:59.369		
6	A	9:28.859	B	34.247	30.655	8:23.957	15.6	17:28.228	6	A	9:28.859	B	34.247	30.655	8:23.957	15.6	17:28.228
7	A	1:34.873	33.319	23.928	37.626	93.7	19:03.101	7	A	1:34.873	33.319	23.928	37.626	93.7	19:03.101		
8	A	1:26.984	29.415	22.674	34.895	102.2	20:30.085	8	A	1:26.984	29.415	22.674	34.895	102.2	20:30.085		
9	A	1:26.068	29.490	22.545	34.033	103.3	21:56.153	9	A	1:26.068	29.490	22.545	34.033	103.3	21:56.153		
10	A	1:26.200	29.490	22.681	34.029	103.2	23:22.353	10	A	1:26.200	29.490	22.681	34.029	103.2	23:22.353		
11	A	12:11.759	B	29.536	22.540	...	12.2	35:34.112	11	A	12:11.759	B	29.536	22.540	...	12.2	35:34.112
12	A	1:43.493	33.010	22.627	47.856	85.9	37:17.605	12	A	1:43.493	33.010	22.627	47.856	85.9	37:17.605		
13	A	1:25.269	29.154	22.380	33.735	104.3	38:42.874	13	A	1:25.269	29.154	22.380	33.735	104.3	38:42.874		
14	B	5:58.832	B	29.495	23.171	5:06.166	24.8	44:41.706	14	B	5:58.832	B	29.495	23.171	5:06.166	24.8	44:41.706
15	B	1:35.289	38.550	22.694	34.045	93.3	46:16.995	15	B	1:35.289	38.550	22.694	34.045	93.3	46:16.995		
<b>21 Bruno Senna</b> BRA																	
Mahindra Racing Formula E Team							Spark - Renault SRT_01 E										
1	B	1:49.472	50.995	23.439	35.038	81.2	1:49.472	1	B	1:49.472	50.995	23.439	35.038	81.2	1:49.472		
2	B	1:27.808	31.265	22.577	33.966	101.3	3:17.280	2	B	1:27.808	31.265	22.577	33.966	101.3	3:17.280		
3	B	1:26.181	29.757	22.488	33.936	103.2	4:43.461	3	B	1:26.181	29.757	22.488	33.936	103.2	4:43.461		
4	B	1:27.012	30.360	22.617	34.035	102.2	6:10.473	4	B	1:27.012	30.360	22.617	34.035	102.2	6:10.473		
5	B	1:27.563	30.441	22.772	34.350	101.5	7:38.036	5	B	1:27.563	30.441	22.772	34.350	101.5	7:38.036		
6	B	10:12.502	B	30.022	29.415	9:13.065	14.5	17:50.538	6	B	10:12.502	B	30.022	29.415	9:13.065	14.5	17:50.538
7	B	1:38.306	32.992	22.417	42.897	90.5	19:28.844	7	B	1:38.306	32.992	22.417	42.897	90.5	19:28.844		
8	B	1:25.793	29.530	22.404	33.859	103.6	20:54.637	8	B	1:25.793	29.530	22.404	33.859	103.6	20:54.637		
9	B	1:27.058	30.258	22.714	34.086	102.1	22:21.695	9	B	1:27.058	30.258	22.714	34.086	102.1	22:21.695		
10	B	1:26.236	29.451	22.767	34.018	103.1	23:47.931	10	B	1:26.236	29.451	22.767	34.018	103.1	23:47.931		
11	A	11:48.554	B	29.680	22.571	...	12.5	35:36.485	11	A	11:48.554	B	29.680	22.571	...	12.5	35:36.485
12	A	1:44.021	32.708	24.024	47.289	85.5	37:20.506	12	A	1:44.021	32.708	24.024	47.289	85.5	37:20.506		
13	A	1:25.474	29.242	22.582	33.650	104.0	38:45.980	13	A	1:25.474	29.242	22.582	33.650	104.0	38:45.980		
14	A	1:26.742	29.538	22.487	34.717	102.5	40:12.722	14	A	1:26.742	29.538	22.487	34.717	102.5	40:12.722		
15	A	1:28.976	30.950	22.826	35.200	99.9	41:41.698	15	A	1:28.976	30.950	22.826	35.200	99.9	41:41.698		
16	A	1:28.091	30.815	22.760	34.516	100.9	43:09.789	16	A	1:28.091	30.815	22.760	34.516	100.9	43:09.789		
17	A	1:29.379	32.213	22.945	34.221	99.5	44:39.168	17	A	1:29.379	32.213	22.945	34.221	99.5	44:39.168		
18	A	1:26.234	29.788	22.485	33.961	103.1	46:05.402	18	A	1:26.234	29.788	22.485	33.961	103.1	46:05.402		
<b>23 Nick Heidfeld</b> DEU																	
Venturi Formula E Team							Spark - Renault SRT_01 E										
1	B	1:40.012	42.594	22.943	34.475	88.9	1:40.012	1	B	1:40.012	42.594	22.943	34.475	88.9	1:40.012		
2	B	1:25.732	29.858	22.171	33.703	103.7	3:05.744	2	B	1:25.732	29.858	22.171	33.703	103.7	3:05.744		
3	B	1:25.580	29.526	22.315	33.739	103.9	4:31.324	3	B	1:25.580	29.526	22.315	33.739	103.9	4:31.324		
4	B	1:26.403	29.886	22.493	34.024	102.9	5:57.727	4	B	1:26.403	29.886	22.493	34.024	102.9	5:57.727		



# FIA Formula E Championship

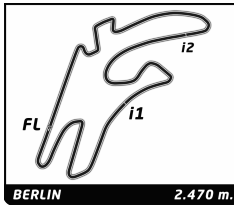
## Round 8 - Berlin ePrix

### Non Qualifying Practice 1

### Analysis

Official Timekeeper TAGHeuer

Personal Best							Session Best							B Crossing the finish line in pit lane									
Lap	C	Time	Sector 1	Sector 2	Sector 3	Kph	Elapsed	Lap	Time	Sector 1	Sector 2	Sector 3	Kph	Elapsed	Lap	C	Time	Sector 1	Sector 2	Sector 3	Kph	Elapsed	
<b>27</b> Jean-Eric Vergne FRA																							
Andretti Autosport Formula E Team Spark - Renault SRT_01 E																							
1	A	2:23.545	1:19.235	25.352	38.958	61.9	2:23.545	2	A	1:24.937	29.266	22.138	33.533	104.7	3:48.482	3	A	1:28.256	29.909	22.065	36.282	100.8	5:16.738
4	A	1:24.900	29.149	22.217	33.534	104.7	6:41.638	5	A	1:31.439	30.331	23.535	37.573	97.2	8:13.077	6	A	9:42.718 B	31.010	27.406	8:44.302	15.3	17:55.795
7	A	1:39.216	35.515	22.695	41.006	89.6	19:35.011	8	A	1:25.176	29.651	22.027	33.498	104.4	21:00.187	9	A	1:24.870	29.117	22.173	33.580	104.8	22:25.057
10	A	1:32.049	31.212	23.682	37.155	96.6	23:57.106	11	B	11:50.719 B	29.102	22.381	...	12.5	35:47.825	12	B	1:47.151	39.546	23.535	44.070	83.0	37:34.976
13	B	1:25.830	29.237	22.750	33.843	103.6	39:00.806	14	B	1:24.919	29.288	22.100	33.531	104.7	40:25.725	15	B	1:39.029	29.272	23.021	46.736	89.8	42:04.754
16	B	1:25.420	29.174	22.318	33.928	104.1	43:30.174	17	B	1:25.449	29.348	22.344	33.757	104.1	44:55.623	18	B	1:26.132	29.278	22.682	34.172	103.2	46:21.755
<b>28</b> Scott Speed USA																							
Andretti Autosport Formula E Team Spark - Renault SRT_01 E																							
1	A	2:04.034	1:03.518	22.847	37.669	71.7	2:04.034	2	A	1:27.419	30.270	22.645	34.504	101.7	3:31.453	3	A	1:25.806	29.550	22.605	33.651	103.6	4:57.259
4	A	1:27.305	31.005	22.546	33.754	101.8	6:24.564	5	A	1:25.700	29.827	22.367	33.506	103.8	7:50.264	6	A	9:39.354 B	34.103	34.050	8:31.201	15.3	17:29.618
7	A	1:37.410	35.840	22.448	39.122	91.3	19:07.028	8	A	1:25.105	29.192	22.309	33.604	104.5	20:32.133	9	A	1:26.533	29.274	22.339	34.920	102.8	21:58.666
10	A	1:25.260	29.244	22.209	33.807	104.3	23:23.926	11	B	12:05.326 B	29.442	22.358	...	12.3	35:29.252	12	B	1:38.928	33.955	23.297	41.676	89.9	37:08.180
13	B	1:28.381	30.868	23.235	34.278	100.6	38:36.561	14	B	1:26.515	29.454	23.255	33.806	102.8	40:03.076	15	B	3:40.021 B	29.319	22.465	2:48.237	40.4	43:43.097
<b>30</b> Stéphane Sarrazin FRA																							
Venturi Formula E Team Spark - Renault SRT_01 E																							
1	B	1:49.993	52.935	22.747	34.311	80.8	1:49.993	2	B	1:26.297	29.759	22.522	34.016	103.0	3:16.290	3	B	1:25.127	29.242	22.312	33.573	104.5	4:41.417
4	B	1:25.292	29.272	22.551	33.469	104.3	6:06.709	5	B	1:25.804	29.510	22.410	33.884	103.6	7:32.513	6	B	9:47.776 B	29.917	23.131	8:54.728	15.1	17:20.289
7	B	1:31.757	32.594	22.433	36.730	96.9	18:52.046	8	B	1:27.501	29.103	22.536	35.862	101.6	20:19.547	9	B	1:26.437	29.734	22.727	33.976	102.9	21:45.984
10	B	1:25.814	29.362	22.606	33.880	103.6	23:11.832	11	B	1:25.814	29.418	22.299	34.097	103.6	24:37.646	12	A	10:43.131 B	30.688	23.593	9:48.850	13.8	35:20.777
13	A	1:32.523	35.601	22.653	34.269	96.1	36:53.300	14	A	1:25.892	29.553	22.481	33.858	103.5	38:19.192	15	A	1:26.398	29.613	22.596	34.189	102.9	39:45.590
16	A	2:59.732 B	29.564	22.646	2:07.522	49.5	42:45.322	17	A	1:28.901	32.590	22.595	33.716	100.0	44:14.223	18	A	1:25.182	29.231	22.402	33.549	104.4	45:39.405
<b>55</b> Antonio Felix da Costa PRT																							
Amlin Aguri Spark - Renault SRT_01 E																							
1	A	1:59.349	58.227	23.755	37.367	74.5	1:59.349	2	A	1:25.974	29.755	22.507	33.712	103.4	3:25.323	3	A	1:26.080	29.990	22.352	33.738	103.3	4:51.403
4	A	1:25.691	29.548	22.318	33.825	103.8	6:17.094	5	A	1:26.013	29.645	22.391	33.977	103.4	7:43.107	6	A	9:41.718 B	29.975	31.184	8:40.559	15.3	17:24.825
7	A	1:32.208	33.622	23.173	35.413	96.4	18:57.033	8	A	1:26.751	29.788	22.891	34.072	102.5	20:23.784	9	A	1:27.067	29.797	22.830	34.440	102.1	21:50.851
10	A	1:26.998	29.838	22.889	34.271	102.2	23:17.849	11	A	1:26.729	29.819	22.739	34.171	102.5	24:44.578	12	B	10:43.361 B	32.907	24.280	9:46.174	13.8	35:27.939
13	B	1:36.520	33.227	22.621	40.672	92.1	37:04.459	14	B	1:26.455	29.317	23.367	33.771	102.9	38:30.914	15	B	1:25.448	29.332	22.496	33.620	104.1	39:56.362
16	B	1:30.748	32.463	24.021	34.264	98.0	41:27.110	17	B	1:25.462	29.417	22.333	33.712	104.0	42:52.572	18	B	1:29.010	31.936	22.591	34.483	99.9	44:21.582
19	B	1:25.448	29.444	22.247	33.757	104.1	45:47.030																
<b>66</b> Daniel Abt DEU																							
Audi Sport ABT Formula E Team Spark - Renault SRT_01 E																							
1	B	2:18.578	1:11.142	23.445	43.991	64.2	2:18.578	2	B	1:25.021	29.405	22.101	33.515	104.6	3:43.599	3	B	1:25.364	29.388	22.449	33.527	104.2	5:08.963
4	B	1:25.985	29.282	22.281	34.422	103.4	6:34.948	5	B	1:25.611	29.597	22.363	33.651	103.9	8:00.559	6	A	9:08.385 B	34.255	31.118	8:03.012	16.2	17:08.944
7	A	1:33.954	35.096	23.280	35.578	94.6	18:42.898	8	A	1:27.431	30.562	22.659	34.210	101.7	20:10.329	9	A	1:26.760	30.159	22.686	33.915	102.5	21:37.089



# FIA Formula E Championship

## Round 8 - Berlin ePrix

### Non Qualifying Practice 1

### Analysis

Official Timekeeper TAGHeuer

■ Personal Best   
 ■ Session Best   
 ■ Crossing the finish line in pit lane

Lap	C	Time	Sector 1	Sector 2	Sector 3	Kph	Elapsed	Lap	Time	Sector 1	Sector 2	Sector 3	Kph	Elapsed	
10	A	1:26.578	29.735	22.646	34.197	102.7	23:03.667	1	B	2:01.730	1:02.262	23.270	36.198	73.0	2:01.730
11	A	1:26.250	29.566	22.496	34.188	103.1	24:29.917	2	B	1:28.719	29.994	22.332	36.393	100.2	3:30.449
12	A	10:44.956 <b>B</b>	33.508	25.458	9:45.990	13.8	35:14.873	3	B	1:26.439	30.109	22.597	33.733	102.9	4:56.888
13	A	1:31.441	33.004	22.550	35.887	97.2	36:46.314	4	B	1:26.448	29.222	23.403	33.823	102.9	6:23.336
14	A	1:25.609	29.469	22.397	33.743	103.9	38:11.923	5	B	1:25.878	29.626	22.447	33.805	103.5	7:49.214
15	A	1:26.448	29.685	22.649	34.114	102.9	39:38.371	6	B	9:20.820 <b>B</b>	33.728	32.393	8:14.699	15.9	17:10.034
16	A	1:25.945	29.499	22.539	33.907	103.5	41:04.316	7	B	1:28.936	32.416	22.795	33.725	100.0	18:38.970
17	A	1:26.336	29.542	22.617	34.177	103.0	42:30.652	8	B	1:25.606	29.740	22.273	33.593	103.9	20:04.576
18	A	1:26.020	29.513	22.550	33.957	103.4	43:56.672	9	B	1:25.709	29.462	22.510	33.737	103.7	21:30.285
19	A	1:26.473	29.530	22.795	34.148	102.8	45:23.145	10	B	1:25.342	29.294	22.300	33.748	104.2	22:55.627
								11	B	1:25.979	29.588	22.718	33.673	103.4	24:21.606
								12	A	10:48.796 <b>B</b>	29.917	26.372	9:52.507	13.7	35:10.402
								13	A	1:29.393	33.141	22.410	33.842	99.5	36:39.795
								14	A	1:27.829	29.948	23.341	34.540	101.2	38:07.624
								15	A	1:27.634	29.925	22.902	34.807	101.5	39:35.258
								16	A	1:27.448	29.816	23.194	34.438	101.7	41:02.706
								17	A	1:26.466	29.679	22.742	34.045	102.8	42:29.172
								18	A	1:26.487	29.609	22.857	34.021	102.8	43:55.659
								19	A	1:26.821	29.672	23.021	34.128	102.4	45:22.480

77	<b>Salvador Duran</b>				MEX		
	Amlin Aguri				Spark - Renault SRT_01 E		
1	A	1:51.536	53.438	23.818	34.280	79.7	1:51.536
2	A	1:27.102	30.160	22.765	34.177	102.1	3:18.638
3	A	1:26.045	29.602	22.487	33.956	103.3	4:44.683
4	A	1:29.133	29.869	22.607	36.657	99.8	6:13.816
5	A	1:26.792	29.942	22.816	34.034	102.5	7:40.608
6	A	9:58.427 <b>B</b>	30.878	30.889	8:56.660	14.9	17:39.035
7	A	1:34.392	32.963	22.706	38.723	94.2	19:13.427
8	A	1:29.836	30.069	24.931	34.836	99.0	20:43.263
9	A	1:26.927	29.815	22.901	34.211	102.3	22:10.190
10	A	1:27.073	29.825	22.659	34.589	102.1	23:37.263
11	B	11:55.919 <b>B</b>	29.737	22.679	...	12.4	35:33.182
12	B	1:41.991	33.179	22.728	46.084	87.2	37:15.173
13	B	1:26.765	29.643	22.564	34.558	102.5	38:41.938
14	B	1:26.843	29.668	22.570	34.605	102.4	40:08.781
15	B	1:26.986	29.788	22.933	34.265	102.2	41:35.767
16	B	1:25.648	29.367	22.506	33.775	103.8	43:01.415
17	B	1:26.595	29.684	22.717	34.194	102.7	44:28.010
18	B	1:26.799	29.631	22.857	34.311	102.4	45:54.809

88	<b>Charles Pic</b>				FRA		
	NEXTEV TCR Formula E Team				Spark - Renault SRT_01 E		
1	B	1:48.984	49.940	23.978	35.066	81.6	1:48.984
2	B	1:26.975	30.035	22.463	34.477	102.2	3:15.959
3	B	1:26.721	30.502	22.400	33.819	102.5	4:42.680
4	B	1:26.386	29.419	22.536	34.431	102.9	6:09.066
5	B	1:27.723	29.531	22.503	35.689	101.4	7:36.789
6	B	9:36.559 <b>B</b>	30.021	29.024	8:37.514	15.4	17:13.348
7	B	1:35.203	33.958	23.496	37.749	93.4	18:48.551
8	B	1:30.130	30.557	22.334	37.239	98.7	20:18.681
9	B	1:25.571	29.551	22.311	33.709	103.9	21:44.252
10	B	1:26.612	29.718	22.498	34.396	102.7	23:10.864
11	B	1:25.993	29.469	22.327	34.197	103.4	24:36.857
12	A	10:39.901 <b>B</b>	30.626	23.845	9:45.430	13.9	35:16.758
13	A	1:32.411	34.540	22.582	35.289	96.2	36:49.169
14	A	1:25.505	29.511	22.274	33.720	104.0	38:14.674
15	A	1:29.064	30.577	22.965	35.522	99.8	39:43.738
16	A	1:27.100	29.721	23.011	34.368	102.1	41:10.838
17	A	1:25.442	29.400	22.431	33.611	104.1	42:36.280
18	A	1:27.339	29.865	22.851	34.623	101.8	44:03.619
19	A	1:27.109	29.791	22.915	34.403	102.1	45:30.728

99	<b>Nelson Piquet JR</b>				BRA	
	NEXTEV TCR Formula E Team				Spark - Renault SRT_01 E	

# Weather Report

Official Timekeeper 

Session Time

Session Time

Session Time

Session Time

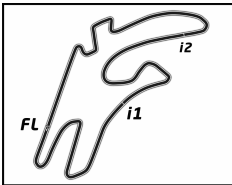
Session Time

Session Time

Track Status:







# FIA Formula E Championship

## Round 8 - Berlin ePrix

### Non Qualifying Practice 2

BERLIN 2.470 m.

### Classification

Official Timekeeper 

Nr.	Driver	Nat	Team	Car	Time	Lap	Total	Gap	Kph
1	11 Lucas di Grassi	BRA	Audi Sport ABT Formula E Team	Spark - Renault SRT_01 E	<b>1:22.032</b>	11	11	-	<b>108.4</b>
2	8 Nicolas Prost	FRA	Team e.dams Renault	Spark - Renault SRT_01 E	<b>1:22.192</b>	11	17	+0.160	<b>108.2</b>
3	7 Jérôme D'Ambrosio	BEL	Dragon Racing Formula E Team	Spark - Renault SRT_01 E	<b>1:22.197</b>	16	16	+0.165	<b>108.2</b>
4	3 Jaime Alguersuari	ESP	Virgin Racing Formula E Team	Spark - Renault SRT_01 E	<b>1:22.255</b>	11	15	+0.223	<b>108.1</b>
5	27 Jean-Eric Vergne	FRA	Andretti Autosport Formula E Team	Spark - Renault SRT_01 E	<b>1:22.260</b>	11	13	+0.228	<b>108.1</b>
6	28 Scott Speed	USA	Andretti Autosport Formula E Team	Spark - Renault SRT_01 E	<b>1:22.308</b>	9	14	+0.276	<b>108.0</b>
7	99 Nelson Piquet JR	BRA	NEXTEV TCR Formula E Team	Spark - Renault SRT_01 E	<b>1:22.416</b>	16	16	+0.384	<b>107.9</b>
8	9 Sébastien Buemi	CHE	Team e.dams Renault	Spark - Renault SRT_01 E	<b>1:22.452</b>	10	16	+0.420	<b>107.8</b>
9	55 Antonio Felix da Costa	PRT	Amlin Aguri	Spark - Renault SRT_01 E	<b>1:22.584</b>	11	11	+0.552	<b>107.7</b>
10	6 Loïc Duval	FRA	Dragon Racing Formula E Team	Spark - Renault SRT_01 E	<b>1:22.601</b>	17	17	+0.569	<b>107.7</b>
11	88 Charles Pic	FRA	NEXTEV TCR Formula E Team	Spark - Renault SRT_01 E	<b>1:22.763</b>	14	17	+0.731	<b>107.4</b>
12	23 Nick Heidfeld	DEU	Venturi Formula E Team	Spark - Renault SRT_01 E	<b>1:22.820</b>	3	11	+0.788	<b>107.4</b>
13	2 Sam Bird	GBR	Virgin Racing Formula E Team	Spark - Renault SRT_01 E	<b>1:22.856</b>	14	14	+0.824	<b>107.3</b>
14	18 Vitantonio Liuzzi	ITA	Trulli Formula E Team	Spark - Renault SRT_01 E	<b>1:22.977</b>	11	15	+0.945	<b>107.2</b>
15	21 Bruno Senna	BRA	Mahindra Racing Formula E Team	Spark - Renault SRT_01 E	<b>1:22.982</b>	14	14	+0.950	<b>107.2</b>
16	30 Stéphane Sarrazin	FRA	Venturi Formula E Team	Spark - Renault SRT_01 E	<b>1:23.315</b>	13	15	+1.283	<b>106.7</b>
17	5 Karun Chandhok	IND	Mahindra Racing Formula E Team	Spark - Renault SRT_01 E	<b>1:23.342</b>	16	18	+1.310	<b>106.7</b>
18	77 Salvador Duran	MEX	Amlin Aguri	Spark - Renault SRT_01 E	<b>1:23.452</b>	15	15	+1.420	<b>106.6</b>
19	10 Jarno Trulli	ITA	Trulli Formula E Team	Spark - Renault SRT_01 E	<b>1:23.882</b>	5	15	+1.850	<b>106.0</b>
20	66 Daniel Abt	DEU	Audi Sport ABT Formula E Team	Spark - Renault SRT_01 E	<b>1:24.773</b>	7	14	+2.741	<b>104.9</b>

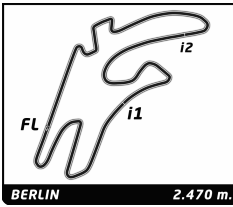
<b>Fastest Lap</b>	Lap 11	Lucas di Grassi	<b>1:22.032</b>	108.4 Kph
--------------------	--------	-----------------	-----------------	-----------

Published at: .....

Track Status: **DRY**

<b>Race Director:</b>	<b>Timekeeper:</b>
-----------------------	--------------------





# FIA Formula E Championship

Round 8 - Berlin ePrix

Non Qualifying Practice

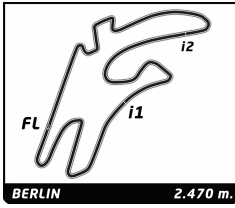
## Classification

Official Timekeeper 

Nr	Driver	Nat	Team	Session 1		Session 2		Time	Gap
				Time	Lap	Time	Lap		
1	11 Lucas di Grassi	BRA	Audi Sport ABT Formula E Team	1:25.183	15	1:22.032	11	1:22.032	
2	8 Nicolas Prost	FRA	Team e.dams Renault	1:25.135	14	1:22.192	11	1:22.192	+0.160
3	7 Jérôme D'Ambrosio	BEL	Dragon Racing Formula E Team	1:25.017	15	1:22.197	16	1:22.197	+0.165
4	3 Jaime Alguersuari	ESP	Virgin Racing Formula E Team	1:24.782	14	1:22.255	11	1:22.255	+0.223
5	27 Jean-Eric Vergne	FRA	Andretti Autosport Formula E Team	1:24.870	9	1:22.260	11	1:22.260	+0.228
6	28 Scott Speed	USA	Andretti Autosport Formula E Team	1:25.105	8	1:22.308	9	1:22.308	+0.276
7	99 Nelson Piquet JR	BRA	NEXTEV TCR Formula E Team	1:25.342	10	1:22.416	16	1:22.416	+0.384
8	9 Sébastien Buemi	CHE	Team e.dams Renault	1:23.158	15	1:22.452	10	1:22.452	+0.420
9	55 Antonio Felix da Costa	PRT	Amlin Aguri	1:25.448	15	1:22.584	11	1:22.584	+0.552
10	6 Loïc Duval	FRA	Dragon Racing Formula E Team	1:25.123	14	1:22.601	17	1:22.601	+0.569
11	88 Charles Pic	FRA	NEXTEV TCR Formula E Team	1:25.442	17	1:22.763	14	1:22.763	+0.731
12	23 Nick Heidfeld	DEU	Venturi Formula E Team	1:24.731	2	1:22.820	3	1:22.820	+0.788
13	2 Sam Bird	GBR	Virgin Racing Formula E Team	1:25.370	2	1:22.856	14	1:22.856	+0.824
14	18 Vitantonio Liuzzi	ITA	Trulli Formula E Team	1:25.269	13	1:22.977	11	1:22.977	+0.945
15	21 Bruno Senna	BRA	Mahindra Racing Formula E Team	1:25.474	13	1:22.982	14	1:22.982	+0.950
16	30 Stéphane Sarrazin	FRA	Venturi Formula E Team	1:25.127	3	1:23.315	13	1:23.315	+1.283
17	5 Karun Chandhok	IND	Mahindra Racing Formula E Team	1:25.814	12	1:23.342	16	1:23.342	+1.310
18	77 Salvador Duran	MEX	Amlin Aguri	1:25.648	16	1:23.452	15	1:23.452	+1.420
19	10 Jarno Trulli	ITA	Trulli Formula E Team	1:25.465	3	1:23.882	5	1:23.882	+1.850
20	66 Daniel Abt	DEU	Audi Sport ABT Formula E Team	1:25.021	2	1:24.773	7	1:24.773	+2.741

Published at: .....

<b>Stewards:</b>	<b>Timekeeper:</b>
------------------	--------------------



## FIA Formula E Championship

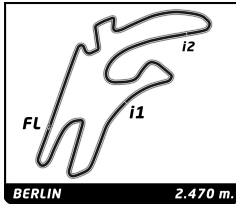
### Round 8 - Berlin ePrix

#### Non Qualifying Practice 2

#### Best Sector Times

Official Timekeeper 

SECTOR 1			SECTOR 2			SECTOR 3			Pos	Driver	Ideal Lap	Best Lap
Pos	Driver	Time	Driver	Time	Driver	Time						
1	28 S.Speed	27.956	11 L.di Grassi	21.786	6 L.Duval	32.039	1	11 L.di Grassi	1'21.938	1:22.032	(1)	
2	11 L.di Grassi	28.106	8 N.Prost	21.832	11 L.di Grassi	32.046	2	28 S.Speed	1'22.176	1:22.308	(6)	
3	3 J.Alguersuari	28.131	27 J.Vergne	21.838	7 J.D'Ambrosio	32.071	3	8 N.Prost	1'22.192	1:22.192	(2)	
4	55 A.da Costa	28.152	99 N.Piquet JR	21.953	88 C.Pic	32.074	4	7 J.D'Ambrosio	1'22.197	1:22.197	(3)	
5	7 J.D'Ambrosio	28.166	3 J.Alguersuari	21.956	8 N.Prost	32.091	5	3 J.Alguersuari	1'22.204	1:22.255	(4)	
6	9 S.Buemi	28.201	7 J.D'Ambrosio	21.960	3 J.Alguersuari	32.117	6	27 J.Vergne	1'22.247	1:22.260	(5)	
7	99 N.Piquet JR	28.239	28 S.Speed	22.022	27 J.Vergne	32.133	7	99 N.Piquet JR	1'22.345	1:22.416	(7)	
8	8 N.Prost	28.269	55 A.da Costa	22.025	9 S.Buemi	32.138	8	9 S.Buemi	1'22.452	1:22.452	(8)	
9	27 J.Vergne	28.276	88 C.Pic	22.106	99 N.Piquet JR	32.153	9	55 A.da Costa	1'22.489	1:22.584	(9)	
10	21 B.Senna	28.285	9 S.Buemi	22.113	28 S.Speed	32.198	10	88 C.Pic	1'22.556	1:22.763	(11)	
11	2 S.Bird	28.348	6 L.Duval	22.118	18 V.Liuzzi	32.230	11	6 L.Duval	1'22.601	1:22.601	(10)	
12	88 C.Pic	28.376	23 N.Heidfeld	22.120	21 B.Senna	32.296	12	23 N.Heidfeld	1'22.820	1:22.820	(12)	
13	23 N.Heidfeld	28.378	2 S.Bird	22.133	55 A.da Costa	32.312	13	2 S.Bird	1'22.849	1:22.856	(13)	
14	6 L.Duval	28.444	18 V.Liuzzi	22.158	23 N.Heidfeld	32.322	14	21 B.Senna	1'22.869	1:22.982	(15)	
15	10 J.Trulli	28.461	77 S.Duran	22.285	30 S.Sarrazin	32.351	15	18 V.Liuzzi	1'22.977	1:22.977	(14)	
16	30 S.Sarrazin	28.583	21 B.Senna	22.288	2 S.Bird	32.368	16	5 K.Chandhok	1'23.312	1:23.342	(17)	
17	18 V.Liuzzi	28.589	5 K.Chandhok	22.302	5 K.Chandhok	32.387	17	30 S.Sarrazin	1'23.315	1:23.315	(16)	
18	5 K.Chandhok	28.623	30 S.Sarrazin	22.381	77 S.Duran	32.388	18	77 S.Duran	1'23.452	1:23.452	(18)	
19	77 S.Duran	28.779	10 J.Trulli	22.400	10 J.Trulli	32.708	19	10 J.Trulli	1'23.569	1:23.882	(19)	
20	66 D.Abt	29.127	66 D.Abt	22.417	66 D.Abt	33.093	20	66 D.Abt	1'24.637	1:24.773	(20)	



## FIA Formula E Championship

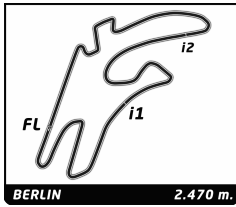
### Round 8 - Berlin ePrix

### Non Qualifying Practice 2

#### Fastest Lap Sequence

Official Timekeeper  TAGHeuer

Practice Time	Driver	Team	Car	Time	Kph	Lap
3:02.956	9 Sébastien Buemi	Team e.dams Renault	Spark - Renault SRT_01 E	<b>1:27.958</b>	101.1	2
3:03.368	11 Lucas di Grassi	Audi Sport ABT Formula E Team	Spark - Renault SRT_01 E	<b>1:26.779</b>	102.5	2
3:06.521	3 Jaime Alguersuari	Virgin Racing Formula E Team	Spark - Renault SRT_01 E	<b>1:26.043</b>	103.3	2
3:11.340	99 Nelson Piquet JR	NEXTEV TCR Formula E Team	Spark - Renault SRT_01 E	<b>1:25.606</b>	103.9	2
3:16.933	28 Scott Speed	Andretti Autosport Formula E Team	Spark - Renault SRT_01 E	<b>1:25.336</b>	104.2	2
3:25.347	66 Daniel Abt	Audi Sport ABT Formula E Team	Spark - Renault SRT_01 E	<b>1:25.155</b>	104.4	2
4:09.460	27 Jean-Eric Vergne	Andretti Autosport Formula E Team	Spark - Renault SRT_01 E	<b>1:23.239</b>	106.8	2
5:30.448	23 Nick Heidfeld	Venturi Formula E Team	Spark - Renault SRT_01 E	<b>1:22.820</b>	107.4	3
16:45.783	11 Lucas di Grassi	Audi Sport ABT Formula E Team	Spark - Renault SRT_01 E	<b>1:22.214</b>	108.2	9
19:18.358	8 Nicolas Prost	Team e.dams Renault	Spark - Renault SRT_01 E	<b>1:22.192</b>	108.2	11
19:52.641	11 Lucas di Grassi	Audi Sport ABT Formula E Team	Spark - Renault SRT_01 E	<b>1:22.032</b>	108.4	11



# FIA Formula E Championship

## Round 8 - Berlin ePrix

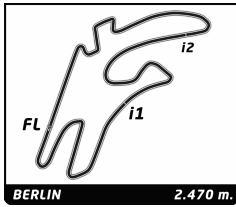
### Non Qualifying Practice 2

### Analysis

Official Timekeeper TAGHeuer

■ Personal Best ■ Session Best ■ Crossing the finish line in pit lane

Lap	C	Time	Sector 1	Sector 2	Sector 3	Kph	Elapsed	Lap	Time	Sector 1	Sector 2	Sector 3	Kph	Elapsed	
<b>2</b>	<b>Sam Bird</b> (GBR) Virgin Racing Formula E Team (Spark - Renault SRT_01 E)							<b>6</b>							
1	B	1:43.236	42.681	24.230	36.325	86.1	1:43.236	1	A	2:26.070	1:14.287	25.156	46.627	60.9	2:26.070
2	B	1:26.775	29.488	23.443	33.844	102.5	3:10.011	2	A	1:25.766	29.354	23.364	33.048	103.7	3:51.836
3	B	1:26.750	29.609	23.175	33.966	102.5	4:36.761	3	A	1:24.441	28.990	22.596	32.855	105.3	5:16.277
4	B	1:26.225	29.494	23.191	33.540	103.1	6:02.986	4	A	1:26.216	29.469	23.704	33.043	103.1	6:42.493
5	B	1:26.136	29.779	23.140	33.217	103.2	7:29.122	5	A	1:25.161	29.331	22.862	32.968	104.4	8:07.654
6	B	1:25.276	29.364	22.684	33.228	104.3	8:54.398	6	A	1:25.085	29.338	22.846	32.901	104.5	9:32.739
7	B	1:25.666	29.337	22.864	33.465	103.8	10:20.064	7	A	1:24.898	29.168	22.715	33.015	104.7	10:57.637
8	B	1:33.237	29.383	23.431	40.423	95.4	11:53.301	8	A	1:25.319	29.147	22.899	33.273	104.2	12:22.956
9	B	1:24.998	29.179	22.588	33.231	104.6	13:18.299	9	A	1:25.730	29.350	22.924	33.456	103.7	13:48.686
10	A	7:22.166 <b>B</b>	29.495	22.767	6:29.904	20.1	20:40.465	10	A	1:25.825	29.629	22.925	33.271	103.6	15:14.511
11	A	1:35.378	34.703	24.842	35.833	93.2	22:15.843	11	B	4:43.283 <b>B</b>	29.363	23.008	3:50.912	31.4	19:57.794
12	A	1:23.383	28.637	22.378	32.368	106.6	23:39.226	12	B	1:42.042	40.877	25.367	35.798	87.1	21:39.836
13	A	1:59.350	44.871	37.146	37.333	74.5	25:38.576	13	B	1:27.841	29.403	23.005	35.433	101.2	23:07.677
14	A	1:22.856	28.348	22.133	32.375	107.3	27:01.432	14	B	1:23.230	28.537	22.190	32.503	106.8	24:30.907
<b>3</b>	<b>Jaime Alguersuari</b> (ESP) Virgin Racing Formula E Team (Spark - Renault SRT_01 E)							<b>7</b>							
1	B	1:40.478	42.235	23.756	34.487	88.5	1:40.478	1	A	2:27.244	1:15.445	24.820	46.979	60.4	2:27.244
2	B	1:26.043	29.445	22.955	33.643	103.3	3:06.521	2	A	1:25.793	29.405	22.826	33.562	103.6	3:53.037
3	B	1:25.681	29.252	23.100	33.329	103.8	4:32.202	3	A	1:24.778	29.204	22.634	32.940	104.9	5:17.815
4	B	1:26.780	29.819	23.293	33.668	102.5	5:58.982	4	A	1:26.514	29.200	23.585	33.729	102.8	6:44.329
5	B	1:26.553	29.620	23.263	33.670	102.7	7:25.535	5	A	1:24.854	29.089	22.675	33.090	104.8	8:09.183
6	B	1:26.284	29.655	23.085	33.544	103.1	8:51.819	6	A	1:25.416	29.265	22.933	33.218	104.1	9:34.599
7	A	7:01.874 <b>B</b>	29.412	23.486	6:08.976	21.1	15:53.693	7	A	1:25.338	29.265	22.785	33.288	104.2	10:59.937
8	A	1:32.245	33.776	23.186	35.283	96.4	17:25.938	8	A	1:25.175	29.183	22.868	33.124	104.4	12:25.112
9	A	1:23.154	28.655	21.956	32.543	106.9	18:49.092	9	A	1:24.736	29.236	22.568	32.932	104.9	13:49.848
10	A	1:56.122	40.956	28.927	46.239	76.6	20:45.214	10	B	4:18.352 <b>B</b>	29.982	22.587	3:25.783	34.4	18:08.200
11	A	1:22.255	28.131	22.007	32.117	108.1	22:07.469	11	B	1:31.718	34.068	23.512	34.138	96.9	19:39.918
12	B	4:33.660 <b>B</b>	38.357	30.983	3:24.320	32.5	26:41.129	12	B	1:31.015	30.572	24.946	35.497	97.7	21:10.933
13	B	1:30.784	33.872	23.325	33.587	97.9	28:11.913	13	B	1:23.198	28.445	22.565	32.188	106.9	22:34.131
14	B	1:25.983	29.602	22.945	33.436	103.4	29:37.896	14	B	1:43.112	36.241	27.291	39.580	86.2	24:17.243
15	B	1:25.850	29.447	22.955	33.448	103.6	31:03.746	15	B	1:32.709	34.042	23.224	35.443	95.9	25:49.952
<b>5</b>	<b>Karun Chandhok</b> (IND) Mahindra Racing Formula E Team (Spark - Renault SRT_01 E)							<b>8</b>							
1	A	2:31.794	1:21.710	23.493	46.591	58.6	2:31.794	1	A	1:36.133	38.386	23.687	34.060	92.5	1:36.133
2	A	1:26.419	29.609	23.008	33.802	102.9	3:58.213	2	A	1:28.359	31.515	23.131	33.713	100.6	3:04.492
3	A	1:25.494	29.274	23.027	33.193	104.0	5:23.707	3	A	1:30.569	30.255	26.100	34.214	98.2	4:35.061
4	A	1:25.869	29.263	23.455	33.151	103.6	6:49.576	4	A	1:30.221	29.249	24.081	36.891	98.6	6:05.282
5	A	1:25.641	29.449	22.979	33.213	103.8	8:15.217	5	A	1:26.106	29.223	22.800	34.083	103.3	7:31.388
6	A	1:25.529	29.365	22.798	33.366	104.0	9:40.746	6	A	1:25.105	29.373	22.653	33.079	104.5	8:56.493
7	A	1:25.405	29.462	22.936	33.007	104.1	11:06.151	7	A	1:25.699	29.593	22.818	33.288	103.8	10:22.192
8	A	1:25.700	29.465	22.942	33.293	103.8	12:31.851	8	A	1:25.149	29.201	22.552	33.396	104.4	11:47.341
9	A	1:26.290	29.942	23.061	33.287	103.0	13:58.141	9	B	4:34.038 <b>B</b>	29.449	23.151	3:41.438	32.4	16:21.379
10	B	4:51.817 <b>B</b>	31.218	23.768	3:56.831	30.5	18:49.958	10	B	1:34.787	33.927	23.095	37.765	93.8	17:56.166
11	B	1:33.518	34.497	24.283	34.738	95.1	20:23.476	11	B	1:22.192	28.269	21.832	32.091	108.2	19:18.358
12	B	1:29.875	30.083	23.779	36.013	98.9	21:53.351	12	B	1:46.458	40.288	31.294	34.876	83.5	21:04.816
13	B	1:23.653	28.869	22.397	32.387	106.3	23:17.004	13	B	1:22.358	28.297	21.922	32.139	108.0	22:27.174
14	B	1:40.985	33.875	27.013	40.097	88.1	24:57.989	14	A	3:21.642 <b>B</b>	32.436	24.905	2:24.301	44.1	25:48.816
15	B	1:30.472	30.485	24.054	35.933	98.3	26:28.461	15	A	1:31.379	34.243	23.668	33.468	97.3	27:20.195
16	B	1:23.342	28.623	22.302	32.417	106.7	27:51.803								
17	B	1:29.712	32.659	23.392	33.661	99.1	29:21.515								
18	B	1:25.589	29.389	22.841	33.359	103.9	30:47.104								



# FIA Formula E Championship

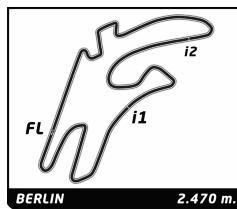
## Round 8 - Berlin ePrix

### Non Qualifying Practice 2

### Analysis

Official Timekeeper TAGHeuer

Lap	C	Time	Sector 1	Sector 2	Sector 3	Kph	Elapsed	Lap	Time	Sector 1	Sector 2	Sector 3	Kph	Elapsed	
16	A	1:24.706	29.107	22.545	33.054	105.0	28:44.901	1	B	2:07.673	56.171	25.846	45.656	69.6	2:07.673
17	A	1:26.388	29.651	23.172	33.565	102.9	30:11.289	2	B	1:26.108	29.587	23.134	33.387	103.3	3:33.781
<b>9 Sébastien Buemi</b> <span style="float:right">CHE</span> Team e.dams Renault <span style="float:right">Spark - Renault SRT_01 E</span>								<b>21 Bruno Senna</b> <span style="float:right">BRA</span> Mahindra Racing Formula E Team <span style="float:right">Spark - Renault SRT_01 E</span>							
1	B	1:34.998	37.420	23.716	33.862	93.6	1:34.998	1	B	2:02.079	53.883	25.773	42.423	72.8	2:02.079
2	B	1:27.958	30.741	23.403	33.814	101.1	3:02.956	2	B	1:26.285	29.938	22.824	33.523	103.1	3:28.364
3	B	1:28.736	31.326	23.551	33.859	100.2	4:31.692	3	B	1:26.515	29.510	23.512	33.493	102.8	4:54.879
4	B	1:26.820	29.951	23.275	33.594	102.4	5:58.512	4	B	1:25.866	29.473	22.954	33.439	103.6	6:20.745
5	B	1:26.554	29.700	23.210	33.644	102.7	7:25.066	5	B	4:31.990B	30.789	23.736	3:37.465	32.7	10:52.735
6	B	1:25.998	29.678	23.076	33.244	103.4	8:51.064	6	B	1:29.251	32.697	23.203	33.351	99.6	12:21.986
7	A	4:50.090B	29.833	23.095	3:57.162	30.7	13:41.154	7	B	1:25.420	29.297	22.825	33.298	104.1	13:47.406
8	A	1:56.904	43.733	28.709	44.462	76.1	15:38.058	8	A	5:15.621B	29.329	22.916	4:23.376	28.2	19:03.027
9	A	1:41.224	40.245	25.504	35.475	87.8	17:19.282	9	A	1:32.348	34.816	23.221	34.311	96.3	20:35.375
10	A	<b>1:22.452</b>	<b>28.201</b>	<b>22.113</b>	<b>32.138</b>	107.8	18:41.734	10	A	1:23.927	28.415	<b>22.288</b>	33.224	105.9	21:59.302
11	A	4:49.556B	35.444	26.268	3:47.844	30.7	23:31.290	11	A	1:49.672	36.033	32.067	41.572	81.1	23:48.974
12	A	1:33.648	34.629	25.005	34.014	95.0	25:04.938	12	A	1:47.089	37.254	28.150	41.685	83.0	25:36.063
13	A	1:25.347	29.477	22.811	33.059	104.2	26:30.285	13	A	1:40.037	39.042	26.280	34.715	88.9	27:16.100
14	A	1:27.182	30.589	23.237	33.356	102.0	27:57.467	14	A	<b>1:22.982</b>	<b>28.285</b>	22.401	<b>32.296</b>	107.2	28:39.082
15	A	1:25.942	29.523	23.041	33.378	103.5	29:23.409	<b>23 Nick Heidfeld</b> <span style="float:right">DEU</span> Venturi Formula E Team <span style="float:right">Spark - Renault SRT_01 E</span>							
16	A	1:26.857	29.985	23.229	33.643	102.4	30:50.266	1	A	2:22.985	1:03.296	32.113	47.576	62.2	2:22.985
<b>10 Jarno Trulli</b> <span style="float:right">ITA</span> Trulli Formula E Team <span style="float:right">Spark - Renault SRT_01 E</span>								<b>27 Jean-Eric Vergne</b> <span style="float:right">FRA</span> Andretti Autosport Formula E Team <span style="float:right">Spark - Renault SRT_01 E</span>							
1	B	2:14.549	1:03.607	24.789	46.153	66.1	2:14.549	2	A	1:44.643	31.809	26.499	46.335	85.0	4:07.628
2	B	1:26.404	29.559	23.164	33.681	102.9	3:40.953	3	A	<b>1:22.820</b>	<b>28.378</b>	<b>22.120</b>	<b>32.322</b>	107.4	5:30.448
3	B	1:26.154	29.379	22.855	33.920	103.2	5:07.107	4	B	5:12.461B	32.733	25.007	4:14.721	28.5	10:42.909
4	B	2:08.914	44.225	38.033	46.656	69.0	7:16.021	5	B	1:44.894	38.425	25.306	41.163	84.8	12:27.803
5	B	<b>1:23.882</b>	28.774	<b>22.400</b>	<b>32.708</b>	106.0	8:39.903	6	B	1:40.338	31.162	26.615	42.561	88.6	14:08.141
6	A	5:15.119B	35.125	26.996	4:12.998	28.2	13:55.022	7	B	1:23.077	28.390	22.255	32.432	107.0	15:31.218
7	A	1:34.105	35.756	24.065	34.284	94.5	15:29.127	8	A	5:47.053B	32.468	25.500	4:49.085	25.6	21:18.271
8	A	1:26.013	29.681	22.946	33.386	103.4	16:55.140	9	A	1:33.365	32.753	23.434	37.178	95.2	22:51.636
9	A	1:46.087	34.382	33.829	37.876	83.8	18:41.227	10	A	1:25.131	29.236	22.736	33.159	104.5	24:16.767
10	A	1:36.455	28.547	30.009	37.899	92.2	20:17.682	11	A	1:25.093	29.117	22.716	33.260	104.5	25:41.860
11	A	1:25.745	29.589	22.941	33.215	103.7	21:43.427	<b>11 Lucas di Grassi</b> <span style="float:right">BRA</span> Audi Sport ABT Formula E Team <span style="float:right">Spark - Renault SRT_01 E</span>							
12	A	1:27.098	29.873	23.438	33.787	102.1	23:10.525	1	A	1:36.589	39.097	23.332	34.160	92.1	1:36.589
13	A	4:23.818B	30.063	23.622	3:30.133	33.7	27:34.343	2	A	1:26.779	30.052	23.071	33.656	102.5	3:03.368
14	A	1:37.276	33.150	28.303	35.823	91.4	29:11.619	3	A	1:26.012	29.975	22.994	33.043	103.4	4:29.380
15	A	1:37.357	<b>28.461</b>	28.297	40.599	91.3	30:48.976	4	A	1:25.694	29.487	22.747	33.460	103.8	5:55.074
<b>18 Vitantonio Liuzzi</b> <span style="float:right">ITA</span> Trulli Formula E Team <span style="float:right">Spark - Renault SRT_01 E</span>								<b>12 Aurore Bracco</b> <span style="float:right">ITA</span> Audi Sport ABT Formula E Team <span style="float:right">Spark - Renault SRT_01 E</span>							
1	A	1:25.162	29.142	22.920	33.100	104.4	7:20.236	1	A	1:44.894	38.425	25.306	41.163	84.8	12:27.803
2	B	4:40.084B	29.738	22.702	3:47.644	31.7	12:00.320	2	A	1:40.338	31.162	26.615	42.561	88.6	14:08.141
3	B	1:43.649	40.027	26.828	36.794	85.8	13:43.969	3	B	1:23.077	28.390	22.255	32.432	107.0	15:31.218
4	B	1:39.600	35.254	25.972	38.374	89.3	15:23.569	4	A	5:47.053B	32.468	25.500	4:49.085	25.6	21:18.271
5	B	1:22.214	28.330	<b>21.786</b>	32.098	108.2	16:45.783	5	A	1:33.365	32.753	23.434	37.178	95.2	22:51.636
6	B	1:44.826	40.618	28.802	35.406	84.8	18:30.609	6	A	1:25.131	29.236	22.736	33.159	104.5	24:16.767
7	B	<b>1:22.032</b>	<b>28.106</b>	21.880	<b>32.046</b>	108.4	19:52.641	7	A	1:25.093	29.117	22.716	33.260	104.5	25:41.860



# FIA Formula E Championship

## Round 8 - Berlin ePrix

### Non Qualifying Practice 2

Analysis

Official Timekeeper TAGHeuer

■ Personal Best   ■ Session Best   ■ Crossing the finish line in pit lane

Lap	C	Time	Sector 1	Sector 2	Sector 3	Kph	Elapsed	Lap	Time	Sector 1	Sector 2	Sector 3	Kph	Elapsed
-----	---	------	----------	----------	----------	-----	---------	-----	------	----------	----------	----------	-----	---------

8	A	1:27.136	29.381	22.890	34.865	102.0	20:00.891
9	B	5:04.234 B	30.624	23.128	4:10.482	29.2	25:05.125
10	B	1:38.189	34.139	24.544	39.506	90.6	26:43.314
11	B	1:22.260	28.289	21.838	32.133	108.1	28:05.574
12	B	1:28.558	31.812	23.242	33.504	100.4	29:34.132
13	B	1:24.431	29.020	22.425	32.986	105.3	30:58.563

28		Scott Speed	USA				
		Andretti Autosport Formula E Team	Spark - Renault SRT_01 E				
1	B	1:51.597	50.500	23.028	38.069	79.7	1:51.597
2	B	1:25.336	29.195	22.985	33.156	104.2	3:16.933
3	B	1:26.544	29.182	22.576	34.786	102.7	4:43.477
4	B	1:24.752	29.006	22.442	33.304	104.9	6:08.229
5	B	1:25.075	29.140	22.748	33.187	104.5	7:33.304
6	A	7:16.791 B	30.783	24.371	6:21.637	20.4	14:50.095
7	A	1:31.679	35.361	22.937	33.381	97.0	16:21.774
8	A	1:30.564	29.146	25.216	36.202	98.2	17:52.338
9	A	1:22.308	28.088	22.022	32.198	108.0	19:14.646
10	A	1:40.037	39.259	25.352	35.426	88.9	20:54.683
11	A	1:23.258	27.956	22.874	32.428	106.8	22:17.941
12	A	1:36.437	34.196	27.227	35.014	92.2	23:54.378
13	A	4:46.109 B	30.182	23.697	3:52.230	31.1	28:40.487
14	A	1:28.682	33.178	22.603	32.901	100.3	30:09.169

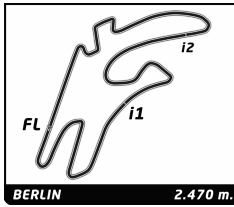
30		Stéphane Sarrazin	FRA				
		Venturi Formula E Team	Spark - Renault SRT_01 E				
1	B	3:08.595	2:08.566	24.262	35.767	47.1	3:08.595
2	B	1:27.192	29.669	23.800	33.723	102.0	4:35.787
3	B	1:24.511	28.657	22.648	33.206	105.2	6:00.298
4	B	1:27.159	30.598	23.118	33.443	102.0	7:27.457
5	B	1:25.973	29.498	22.987	33.488	103.4	8:53.430
6	B	1:26.075	29.541	23.052	33.482	103.3	10:19.505
7	B	3:00.500 B	29.449	23.076	2:07.975	49.3	13:20.005
8	B	1:28.841	32.363	23.132	33.346	100.1	14:48.846
9	B	1:25.749	29.665	22.915	33.169	103.7	16:14.595
10	A	3:27.597 B	29.488	23.156	2:34.953	42.8	19:42.192
11	A	1:30.251	32.899	23.584	33.768	98.5	21:12.443
12	A	1:27.732	29.290	23.111	35.331	101.4	22:40.175
13	A	1:23.315	28.583	22.381	32.351	106.7	24:03.490
14	A	1:28.941	31.487	23.623	33.831	100.0	25:32.431
15	A	1:26.835	29.668	23.595	33.572	102.4	26:59.266

55		Antonio Felix da Costa	PRT				
		Amlin Aguri	Spark - Renault SRT_01 E				
1	A	1:55.284	51.229	23.458	40.597	77.1	1:55.284
2	A	1:25.725	29.426	22.582	33.717	103.7	3:21.009
3	A	1:25.069	29.238	22.650	33.181	104.5	4:46.078
4	A	2:15.884	56.213	41.238	38.433	65.4	7:01.962
5	A	1:24.818	29.133	22.560	33.125	104.8	8:26.780
6	B	9:25.979 B	30.386	22.799	8:32.794	15.7	17:52.759
7	B	1:35.324	36.727	24.383	34.214	93.3	19:28.083
8	B	1:29.844	28.944	22.700	38.200	99.0	20:57.927
9	B	1:23.183	28.584	22.287	32.312	106.9	22:21.110
10	B	2:07.263	53.462	34.694	39.107	69.9	24:28.373
11	B	1:22.584	28.152	22.025	32.407	107.7	25:50.957

66		Daniel Abt	DEU				
		Audi Sport ABT Formula E Team	Spark - Renault SRT_01 E				
1	A	2:00.192	52.426	23.913	43.853	74.0	2:00.192
2	A	1:25.155	29.211	22.849	33.095	104.4	3:25.347
3	A	1:25.134	29.226	22.758	33.150	104.4	4:50.481
4	A	1:24.987	29.367	22.525	33.095	104.6	6:15.468
5	A	1:25.001	29.127	22.575	33.299	104.6	7:40.469
6	A	1:41.964	29.382	29.774	42.808	87.2	9:22.433
7	A	1:24.773	29.209	22.435	33.129	104.9	10:47.206
8	B	7:34.125 B	30.053	22.701	6:41.371	19.6	18:21.331
9	B	1:42.630	38.924	27.102	36.604	86.6	20:03.961
10	B	1:46.095	35.963	28.888	41.244	83.8	21:50.056
11	B	1:33.140	36.712	22.417	34.011	95.5	23:23.196
12	B	1:33.000	35.370	22.629	35.001	95.6	24:56.196
13	B	1:52.549	29.953	32.788	49.808	79.0	26:48.745
14	B	1:26.438	30.886	22.459	33.093	102.9	28:15.183

77		Salvador Duran	MEX				
		Amlin Aguri	Spark - Renault SRT_01 E				
1	B	2:12.658	1:00.143	23.612	48.903	67.0	2:12.658
2	B	1:25.751	29.607	22.815	33.329	103.7	3:38.409
3	B	4:01.401 B	29.960	22.906	3:08.535	36.8	7:39.810
4	B	1:36.803	32.836	23.498	40.469	91.9	9:16.613
5	B	1:25.356	29.264	22.799	33.293	104.2	10:41.969
6	B	1:25.248	29.214	22.654	33.380	104.3	12:07.217
7	B	1:27.225	29.857	23.380	33.988	101.9	13:34.442
8	B	1:27.488	29.941	23.503	34.044	101.6	15:01.930
9	B	1:28.154	29.991	23.936	34.227	100.9	16:30.084
10	A	5:22.430 B	30.305	23.522	4:28.603	27.6	21:52.514
11	A	1:34.340	34.786	24.270	35.284	94.3	23:26.854
12	A	1:25.300	29.221	22.638	33.441	104.2	24:52.154
13	A	1:24.909	29.560	22.288	33.061	104.7	26:17.063
14	A	1:32.627	31.843	24.308	36.476	96.0	27:49.690
15	A	1:23.452	28.779	22.285	32.388	106.6	29:13.142

88		Charles Pic	FRA				
		NEXTEV TCR Formula E Team	Spark - Renault SRT_01 E				
1	B	1:47.739	48.973	23.881	34.885	82.5	1:47.739
2	B	1:27.573	30.097	23.585	33.891	101.5	3:15.312
3	B	1:28.835	29.732	23.358	35.745	100.1	4:44.147
4	B	1:27.403	29.622	23.170	34.611	101.7	6:11.550
5	B	1:26.850	29.710	23.208	33.932	102.4	7:38.400
6	B	1:29.032	30.881	23.179	34.972	99.9	9:07.432
7	B	1:25.492	29.395	22.677	33.420	104.0	10:32.924
8	B	1:25.185	29.190	22.519	33.476	104.4	11:58.109
9	B	1:28.164	30.733	23.418	34.013	100.9	13:26.273
10	B	1:27.715	30.796	22.818	34.101	101.4	14:53.988
11	A	4:51.608 B	29.117	22.517	3:59.974	30.5	19:45.596
12	A	1:32.604	35.778	23.064	33.762	96.0	21:18.200
13	A	1:26.691	29.677	22.630	34.384	102.6	22:44.891
14	A	1:22.763	28.419	22.270	32.074	107.4	24:07.654
15	A	1:34.111	32.519	25.152	36.440	94.5	25:41.765
16	A	1:29.252	32.741	23.427	33.084	99.6	27:11.017
17	A	1:22.927	28.376	22.106	32.445	107.2	28:33.944



# FIA Formula E Championship

## Round 8 - Berlin ePrix

### Non Qualifying Practice 2

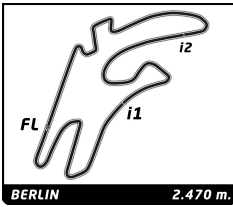
### Analysis

Official Timekeeper TAGHeuer

■ Personal Best   
 ■ Session Best   
 ■ B Crossing the finish line in pit lane

Lap	C	Time	Sector 1	Sector 2	Sector 3	Kph	Elapsed	Lap	Time	Sector 1	Sector 2	Sector 3	Kph	Elapsed	
<b>99</b>		<b>Nelson Piquet JR</b>						BRA							
		NEXTEV TCR Formula E Team						Spark - Renault SRT_01 E							
1	A	1:45.734	47.020	22.988	35.726	84.1	1:45.734								
2	A	1:25.606	29.717	22.892	32.997	103.9	3:11.340								
3	A	1:30.144	29.212	22.943	37.989	98.6	4:41.484								
4	A	1:24.880	29.091	22.717	33.072	104.8	6:06.364								
5	A	1:25.473	29.317	22.637	33.519	104.0	7:31.837								
6	A	1:27.926	29.552	25.127	33.247	101.1	8:59.763								
7	A	1:24.774	29.106	22.636	33.032	104.9	10:24.537								
8	A	1:25.744	29.151	23.052	33.541	103.7	11:50.281								
9	A	1:26.220	29.866	22.908	33.446	103.1	13:16.501								
10	A	1:25.841	29.653	22.812	33.376	103.6	14:42.342								
11	B	5:32.889	30.050	22.945	4:39.894	26.7	20:15.231								
12	B	1:39.066	40.060	23.576	35.430	89.8	21:54.297								
13	B	1:25.345	29.085	22.985	33.275	104.2	23:19.642								
14	B	1:22.544	28.239	22.025	32.280	107.7	24:42.186								
15	B	1:42.428	36.714	31.334	34.380	86.8	26:24.614								
16	B	1:22.416	28.310	21.953	32.153	107.9	27:47.030								



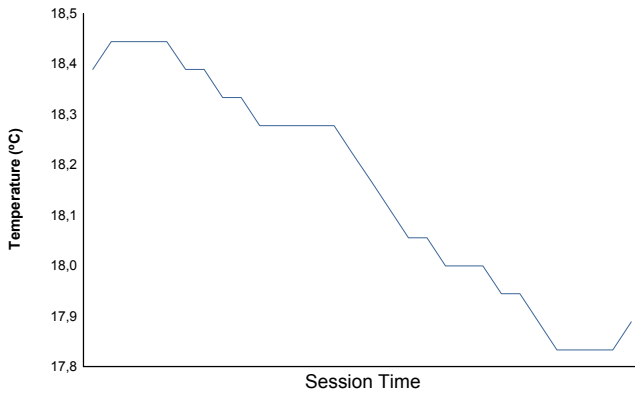


**Round 8 - Berlin ePrix**  
 FIA Formula E Championship  
 Non Qualifying Practice 2

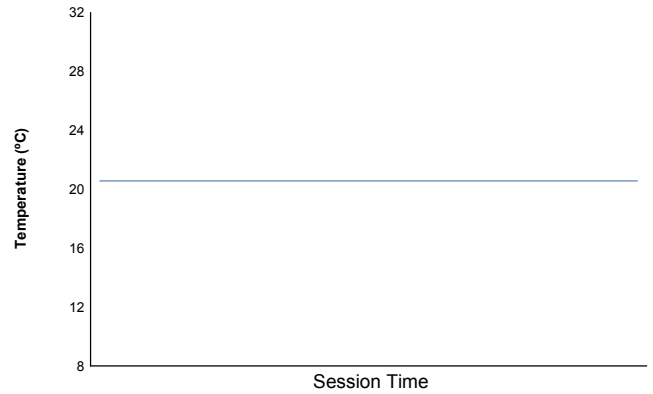
Weather Report

Official Timekeeper TAG Heuer

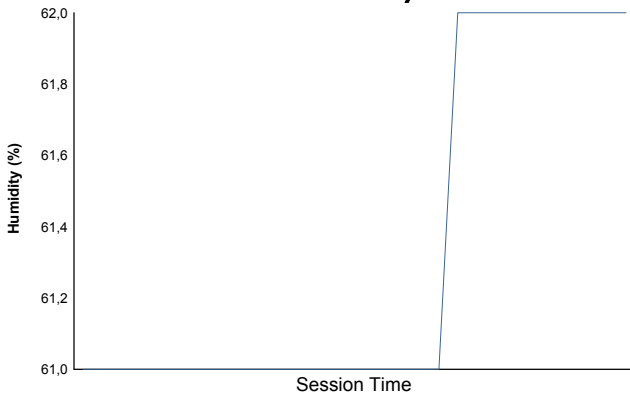
**Air Temperature**



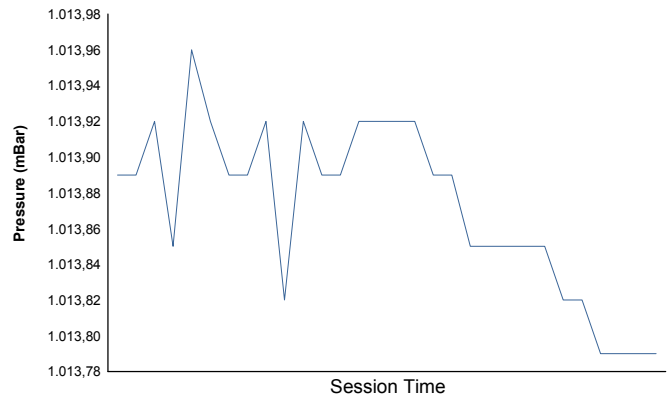
**Track Temperature**



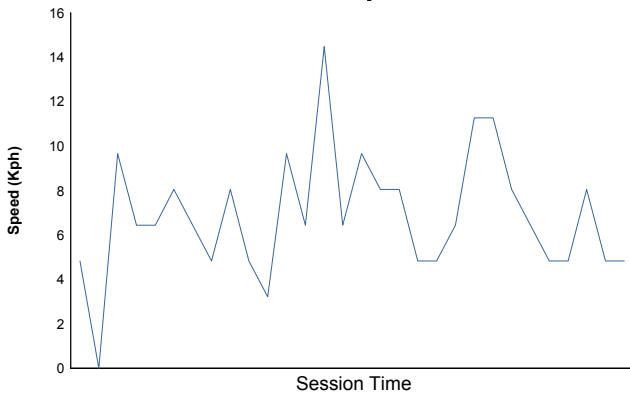
**Humidity**



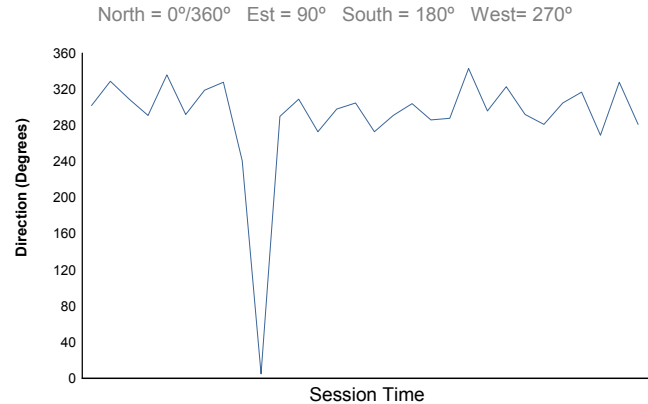
**Pressure**



**Wind Speed**

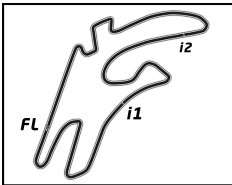


**Wind direction**



Track Status: **DRY**





# FIA Formula E Championship

## Round 8 - Berlin ePrix

### Qualifying Session

BERLIN 2.470 m.

### Final Classification

Official Timekeeper 

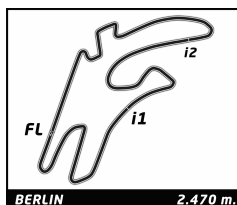
Nr.	Driver	Nat	Team	Car	Time	Lap	Total	Gap	Kph
1	10 Jarno Trulli	ITA	Trulli Formula E Team	Spark - Renault SRT_01 E	<b>1:21.547</b>	3	6	-	109.0
2	11 Lucas di Grassi	BRA	Audi Sport ABT Formula E Team	Spark - Renault SRT_01 E	<b>1:21.623</b>	3	5	+0.076	108.9
3	9 Sébastien Buemi	CHE	Team e.dams Renault	Spark - Renault SRT_01 E	<b>1:21.685</b>	3	6	+0.138	108.9
4	23 Nick Heidfeld	DEU	Venturi Formula E Team	Spark - Renault SRT_01 E	<b>1:21.710</b>	3	5	+0.163	108.8
5	66 Daniel Abt	DEU	Audi Sport ABT Formula E Team	Spark - Renault SRT_01 E	<b>1:21.754</b>	5	5	+0.207	108.8
6	7 Jérôme D'Ambrosio	BEL	Dragon Racing Formula E Team	Spark - Renault SRT_01 E	<b>1:21.861</b>	5	5	+0.314	108.6
7	8 Nicolas Prost	FRA	Team e.dams Renault	Spark - Renault SRT_01 E	<b>1:21.911</b>	5	5	+0.364	108.6
8	6 Loïc Duval	FRA	Dragon Racing Formula E Team	Spark - Renault SRT_01 E	<b>1:21.917</b>	3	5	+0.370	108.5
9	30 Stéphane Sarrazin	FRA	Venturi Formula E Team	Spark - Renault SRT_01 E	<b>1:21.978</b>	3	6	+0.431	108.5
10	27 Jean-Eric Vergne	FRA	Andretti Autosport Formula E Team	Spark - Renault SRT_01 E	<b>1:22.015</b>	4	4	+0.468	108.4
11	18 Vitantonio Liuzzi	ITA	Trulli Formula E Team	Spark - Renault SRT_01 E	<b>1:22.032</b>	6	6	+0.485	108.4
12	28 Scott Speed	USA	Andretti Autosport Formula E Team	Spark - Renault SRT_01 E	<b>1:22.096</b>	2	4	+0.549	108.3
13	99 Nelson Piquet JR	BRA	NEXTEV TCR Formula E Team	Spark - Renault SRT_01 E	<b>1:22.310</b>	6	6	+0.763	108.0
14	3 Jaime Alguersuari	ESP	Virgin Racing Formula E Team	Spark - Renault SRT_01 E	<b>1:22.395</b>	5	5	+0.848	107.9
15	2 Sam Bird	GBR	Virgin Racing Formula E Team	Spark - Renault SRT_01 E	<b>1:22.437</b>	4	4	+0.890	107.9
16	77 Salvador Duran	MEX	Amlin Aguri	Spark - Renault SRT_01 E	<b>1:22.444</b>	3	5	+0.897	107.9
17	88 Charles Pic	FRA	NEXTEV TCR Formula E Team	Spark - Renault SRT_01 E	<b>1:22.464</b>	5	5	+0.917	107.8
18	21 Bruno Senna	BRA	Mahindra Racing Formula E Team	Spark - Renault SRT_01 E	<b>1:22.575</b>	3	6	+1.028	107.7
19	55 Antonio Felix da Costa	PRT	Amlin Aguri	Spark - Renault SRT_01 E	<b>1:22.586</b>	3	5	+1.039	107.7
20	5 Karun Chandhok	IND	Mahindra Racing Formula E Team	Spark - Renault SRT_01 E	<b>1:22.803</b>	3	5	+1.256	107.4

<b>Fastest Lap</b>	Lap 3	Jarno Trulli	<b>1:21.547</b>	109.0 Kph
--------------------	-------	--------------	-----------------	-----------

Published at: .....

Track Status: **DRY**

<b>Stewards:</b>	<b>Timekeeper:</b>
------------------	--------------------



## FIA Formula E Championship

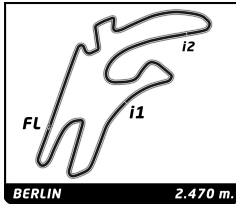
Round 8 - Berlin ePrix

Qualifying Session

Best Sector Times

Official Timekeeper 

SECTOR 1			SECTOR 2			SECTOR 3			Pos	Driver	Ideal Lap	Best Lap
Pos	Driver	Time	Driver	Time	Driver	Time	Pos	Driver				
1	66 D.Abt	27.927	8 N.Prost	21.578	9 S.Buemi	31.664	1	10 J.Trulli	1'21.547	1:21.547	(1)	
2	7 J.D'Ambrosio	27.946	3 J.Alguersuari	21.678	10 J.Trulli	31.713	2	11 L.di Grassi	1'21.556	1:21.623	(2)	
3	11 L.di Grassi	27.962	30 S.Sarrazin	21.697	23 N.Heidfeld	31.747	3	23 N.Heidfeld	1'21.586	1:21.710	(4)	
4	27 J.Vergne	27.995	10 J.Trulli	21.711	11 L.di Grassi	31.787	4	66 D.Abt	1'21.660	1:21.754	(5)	
5	23 N.Heidfeld	28.081	99 N.Piquet JR	21.713	18 V.Liuzzi	31.794	5	9 S.Buemi	1'21.685	1:21.685	(3)	
6	3 J.Alguersuari	28.118	88 C.Pic	21.752	7 J.D'Ambrosio	31.878	6	8 N.Prost	1'21.693	1:21.911	(7)	
7	10 J.Trulli	28.123	23 N.Heidfeld	21.758	27 J.Vergne	31.913	7	27 J.Vergne	1'21.730	1:22.015	(10)	
8	21 B.Senna	28.142	9 S.Buemi	21.783	66 D.Abt	31.917	8	30 S.Sarrazin	1'21.794	1:21.978	(9)	
9	8 N.Prost	28.149	28 S.Speed	21.790	30 S.Sarrazin	31.936	9	7 J.D'Ambrosio	1'21.861	1:21.861	(6)	
10	6 L.Duval	28.158	11 L.di Grassi	21.807	6 L.Duval	31.944	10	18 V.Liuzzi	1'21.880	1:22.032	(11)	
11	30 S.Sarrazin	28.161	6 L.Duval	21.815	8 N.Prost	31.966	11	6 L.Duval	1'21.917	1:21.917	(8)	
12	18 V.Liuzzi	28.167	66 D.Abt	21.816	2 S.Bird	32.014	12	3 J.Alguersuari	1'22.091	1:22.395	(14)	
13	55 A.da Costa	28.194	27 J.Vergne	21.822	99 N.Piquet JR	32.100	13	28 S.Speed	1'22.096	1:22.096	(12)	
14	28 S.Speed	28.200	18 V.Liuzzi	21.919	77 S.Duran	32.101	14	99 N.Piquet JR	1'22.121	1:22.310	(13)	
15	77 S.Duran	28.217	2 S.Bird	21.922	28 S.Speed	32.106	15	77 S.Duran	1'22.349	1:22.444	(16)	
16	9 S.Buemi	28.238	21 B.Senna	22.028	5 K.Chandhok	32.158	16	55 A.da Costa	1'22.404	1:22.586	(19)	
17	99 N.Piquet JR	28.308	77 S.Duran	22.031	55 A.da Costa	32.171	17	2 S.Bird	1'22.437	1:22.437	(15)	
18	88 C.Pic	28.386	7 J.D'Ambrosio	22.037	3 J.Alguersuari	32.295	18	88 C.Pic	1'22.440	1:22.464	(17)	
19	5 K.Chandhok	28.441	55 A.da Costa	22.039	88 C.Pic	32.302	19	21 B.Senna	1'22.563	1:22.575	(18)	
20	2 S.Bird	28.501	5 K.Chandhok	22.095	21 B.Senna	32.393	20	5 K.Chandhok	1'22.694	1:22.803	(20)	

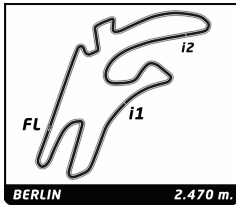


**FIA Formula E Championship**  
 Round 8 - Berlin ePrix  
 Qualifying Session

**Fastest Lap Sequence**

Official Timekeeper 

Practice Time	Driver	Team	Car	Time	Kph	Lap
3:05.669	99 Nelson Piquet JR	NEXTEV TCR Formula E Team	Spark - Renault SRT_01 E	<b>1:24.557</b>	105.2	2
4:28.086	99 Nelson Piquet JR	NEXTEV TCR Formula E Team	Spark - Renault SRT_01 E	<b>1:22.417</b>	107.9	3
5:06.982	10 Jarno Trulli	Trulli Formula E Team	Spark - Renault SRT_01 E	<b>1:21.547</b>	109.0	3



# FIA Formula E Championship

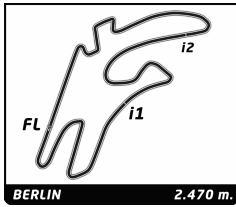
## Round 8 - Berlin ePrix

### Qualifying Session

Analysis

Official Timekeeper TAGHeuer

Lap	C	Time	Sector 1	Sector 2	Sector 3	Kph	Elapsed	Lap	Time	Sector 1	Sector 2	Sector 3	Kph	Elapsed	
<b>2</b>	<b>Sam Bird</b> GBR Virgin Racing Formula E Team Spark - Renault SRT_01 E														
1	A	47:20.500	...	23.766	34.088	3.1	47:20.500	6	A	1:22.443	28.247	21.878	32.318	107.9	54:27.766
2	A	1:33.257	29.862	24.973	38.422	95.3	48:53.757								
3	A	1:57.393	45.289	32.402	39.702	75.7	50:51.150								
4	A	<b>1:22.437</b>	<b>28.501</b>	<b>21.922</b>	<b>32.014</b>	107.9	52:13.587								
<b>3</b>	<b>Jaime Alguersuari</b> ESP Virgin Racing Formula E Team Spark - Renault SRT_01 E														
1	A	16:37.795	...	23.323	33.176	8.9	16:37.795								
2	A	1:34.513	32.620	26.166	35.727	94.1	18:12.308								
3	A	1:22.687	28.146	<b>21.678</b>	32.863	107.5	19:34.995								
4	A	1:45.197	36.500	31.307	37.390	84.5	21:20.192								
5	A	<b>1:22.395</b>	<b>28.118</b>	21.982	<b>32.295</b>	107.9	22:42.587								
<b>5</b>	<b>Karun Chandhok</b> IND Mahindra Racing Formula E Team Spark - Renault SRT_01 E														
1	B	47:13.888	...	25.181	36.110	3.1	47:13.888								
2	B	1:32.236	31.363	25.238	35.635	96.4	48:46.124								
3	B	<b>1:22.803</b>	<b>28.441</b>	22.204	<b>32.158</b>	107.4	50:08.927								
4	B	1:50.467	41.497	29.502	39.468	80.5	51:59.394								
5	B	1:23.513	28.920	<b>22.095</b>	32.498	106.5	53:22.907								
<b>6</b>	<b>Loïc Duval</b> FRA Dragon Racing Formula E Team Spark - Renault SRT_01 E														
1	B	47:34.552	...	24.712	35.090	3.1	47:34.552								
2	B	1:27.938	30.579	24.205	33.154	101.1	49:02.490								
3	B	<b>1:21.917</b>	<b>28.158</b>	<b>21.815</b>	<b>31.944</b>	108.5	50:24.407								
4	B	1:44.662	42.370	28.684	33.608	85.0	52:09.069								
5	B	1:22.577	28.303	22.139	32.135	107.7	53:31.646								
<b>7</b>	<b>Jérôme D'Ambrosio</b> BEL Dragon Racing Formula E Team Spark - Renault SRT_01 E														
1	B	32:24.321	...	25.487	36.259	4.6	32:24.321								
2	B	1:32.688	31.857	24.410	36.421	95.9	33:57.009								
3	B	1:22.122	28.171	22.069	31.882	108.3	35:19.131								
4	B	1:44.966	36.280	30.540	38.146	84.7	37:04.097								
5	B	<b>1:21.861</b>	<b>27.946</b>	<b>22.037</b>	<b>31.878</b>	108.6	38:25.958								
<b>8</b>	<b>Nicolas Prost</b> FRA Team e.dams Renault Spark - Renault SRT_01 E														
1	B	31:41.849	...	24.745	35.843	4.7	31:41.849								
2	B	1:22.127	28.381	<b>21.578</b>	32.168	108.3	33:03.976								
3	B	1:52.677	41.912	32.017	38.748	78.9	34:56.653								
4	B	2:02.523	44.529	39.577	38.417	72.6	36:59.176								
5	B	<b>1:21.911</b>	<b>28.149</b>	21.796	<b>31.966</b>	108.6	38:21.087								
<b>9</b>	<b>Sébastien Buemi</b> CHE Team e.dams Renault Spark - Renault SRT_01 E														
1	A	46:47.368	...	26.482	37.834	3.2	46:47.368								
2	A	1:32.025	32.234	24.878	34.913	96.6	48:19.393								
3	A	<b>1:21.685</b>	<b>28.238</b>	<b>21.783</b>	<b>31.664</b>	108.9	49:41.078								
4	A	1:47.250	41.339	27.843	38.068	82.9	51:28.328								
5	A	1:36.995	35.055	26.343	35.597	91.7	53:05.323								
<b>10</b>	<b>Jarno Trulli</b> ITA Trulli Formula E Team Spark - Renault SRT_01 E														
1	B	2:10.628	1:07.589	26.117	36.922	68.1	2:10.628								
2	B	1:34.807	32.141	24.632	38.034	93.8	3:45.435								
3	B	<b>1:21.547</b>	<b>28.123</b>	<b>21.711</b>	<b>31.713</b>	109.0	5:06.982								
4	B	2:12.106	37.343	41.579	53.184	67.3	7:19.088								
5	B	1:39.984	35.152	26.200	38.632	88.9	8:59.072								
6	B	1:22.056	28.139	21.968	31.949	108.4	10:21.128								
<b>11</b>	<b>Lucas di Grassi</b> BRA Audi Sport ABT Formula E Team Spark - Renault SRT_01 E														
1	B	31:47.313	...	26.318	36.232	4.7	31:47.313								
2	B	1:38.689	36.303	25.689	36.697	90.1	33:26.002								
3	B	<b>1:21.623</b>	28.029	<b>21.807</b>	<b>31.787</b>	108.9	34:47.625								
4	B	1:51.627	42.148	33.060	36.419	79.7	36:39.252								
5	B	1:21.689	<b>27.962</b>	21.890	31.837	108.9	38:00.941								
<b>18</b>	<b>Vitantonio Liuzzi</b> ITA Trulli Formula E Team Spark - Renault SRT_01 E														
1	A	2:16.981	1:11.826	26.518	38.637	64.9	2:16.981								
2	A	1:35.957	31.788	25.629	38.540	92.7	3:52.938								
3	A	1:22.065	<b>28.167</b>	22.104	<b>31.794</b>	108.4	5:15.003								
4	A	2:07.432	38.582	37.993	50.857	69.8	7:22.435								
5	A	1:46.059	38.364	29.269	38.426	83.8	9:08.494								
6	A	<b>1:22.032</b>	28.195	<b>21.919</b>	31.918	108.4	10:30.526								
<b>21</b>	<b>Bruno Senna</b> BRA Mahindra Racing Formula E Team Spark - Renault SRT_01 E														
1	A	1:52.989	53.594	24.520	34.875	78.7	1:52.989								
2	A	1:29.307	30.587	24.044	34.676	99.6	3:22.296								
3	A	<b>1:22.575</b>	28.154	<b>22.028</b>	<b>32.393</b>	107.7	4:44.871								
4	A	1:56.242	39.783	32.868	43.591	76.5	6:41.113								
5	A	1:35.297	35.886	24.215	35.196	93.3	8:16.410								
6	A	1:23.024	<b>28.142</b>	22.173	32.709	107.1	9:39.434								
<b>23</b>	<b>Nick Heidfeld</b> DEU Venturi Formula E Team Spark - Renault SRT_01 E														
1	B	32:03.643	...	26.880	38.426	4.6	32:03.643								
2	B	1:39.218	34.079	26.655	38.484	89.6	33:42.861								
3	B	<b>1:21.710</b>	28.205	<b>21.758</b>	<b>31.747</b>	108.8	35:04.571								
4	B	1:43.728	36.641	27.793	39.294	85.7	36:48.299								
5	B	1:50.638	34.684	32.174	43.780	80.4	38:38.937								
<b>27</b>	<b>Jean-Eric Vergne</b> FRA Andretti Autosport Formula E Team Spark - Renault SRT_01 E														
1	A	17:39.803	...	23.846	35.240	8.4	17:39.803								
2	A	1:22.069	28.003	22.153	<b>31.913</b>	108.3	19:01.872								
3	A	1:45.386	37.557	29.884	37.945	84.4	20:47.258								
4	A	<b>1:22.015</b>	<b>27.995</b>	<b>21.822</b>	32.198	108.4	22:09.273								
<b>28</b>	<b>Scott Speed</b> USA Andretti Autosport Formula E Team Spark - Renault SRT_01 E														



# FIA Formula E Championship

## Round 8 - Berlin ePrix

### Qualifying Session

### Analysis

Official Timekeeper TAG Heuer

■ Personal Best   
 ■ Session Best   
 ■ B Crossing the finish line in pit lane

Lap	C	Time	Sector 1	Sector 2	Sector 3	Kph	Elapsed	Lap	Time	Sector 1	Sector 2	Sector 3	Kph	Elapsed
1	B	17:46.560	...	22.609	34.984	8.3	17:46.560							
2	B	<span style="color: green;">1:22.096</span>	<span style="color: green;">28.200</span>	<span style="color: green;">21.790</span>	<span style="color: green;">32.106</span>	108.3	19:08.656							
3	B	1:42.261	36.437	29.201	36.623	87.0	20:50.917							
4	B	1:22.520	28.298	21.811	32.411	107.8	22:13.437							

**30** **Stéphane Sarrazin** FRA  
 Venturi Formula E Team Spark - Renault SRT\_01 E

1	A	16:52.308	...	24.295	34.443	8.8	16:52.308
2	A	1:29.627	30.184	23.133	36.310	99.2	18:21.935
3	A	<span style="color: green;">1:21.978</span>	28.345	<span style="color: green;">21.697</span>	<span style="color: green;">31.936</span>	108.5	19:43.913
4	A	1:39.806	35.508	27.405	36.893	89.1	21:23.719
5	A	1:34.796	33.571	25.608	35.617	93.8	22:58.515
6	A	1:22.432	<span style="color: green;">28.161</span>	22.075	32.196	107.9	24:20.947

**55** **Antonio Felix da Costa** PRT  
 Amlin Aguri Spark - Renault SRT\_01 E

1	A	1:58.573	58.056	24.685	35.832	75.0	1:58.573
2	A	1:28.270	29.204	22.489	36.577	100.7	3:26.843
3	A	<span style="color: green;">1:22.586</span>	<span style="color: green;">28.194</span>	<span style="color: green;">22.039</span>	32.353	107.7	4:49.429
4	A	2:08.283	48.496	37.903	41.884	69.3	6:57.712
5	A	1:22.672	28.266	22.235	<span style="color: green;">32.171</span>	107.6	8:20.384

**66** **Daniel Abt** DEU  
 Audi Sport ABT Formula E Team Spark - Renault SRT\_01 E

1	B	46:55.362	...	28.691	38.878	3.2	46:55.362
2	B	1:37.319	32.992	26.030	38.297	91.4	48:32.681
3	B	1:22.073	28.230	<span style="color: green;">21.816</span>	32.027	108.3	49:54.754
4	B	2:00.450	42.007	37.009	41.434	73.8	51:55.204
5	B	<span style="color: green;">1:21.754</span>	<span style="color: purple;">27.927</span>	21.910	<span style="color: green;">31.917</span>	108.8	53:16.958

**77** **Salvador Duran** MEX  
 Amlin Aguri Spark - Renault SRT\_01 E

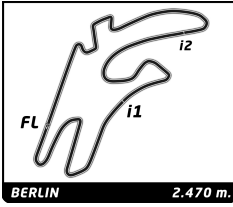
1	B	17:14.278	...	22.843	36.093	8.6	17:14.278
2	B	1:24.302	28.971	22.497	32.834	105.5	18:38.580
3	B	<span style="color: green;">1:22.444</span>	<span style="color: green;">28.217</span>	<span style="color: green;">22.031</span>	32.196	107.9	20:01.024
4	B	1:39.955	36.154	27.447	36.354	89.0	21:40.979
5	B	1:22.534	28.276	22.157	<span style="color: green;">32.101</span>	107.7	23:03.513

**88** **Charles Pic** FRA  
 NEXTEV TCR Formula E Team Spark - Renault SRT\_01 E

1	A	31:48.696	...	23.780	35.110	4.7	31:48.696
2	A	1:27.583	30.454	23.205	33.924	101.5	33:16.279
3	A	1:22.604	<span style="color: green;">28.386</span>	21.914	32.304	107.6	34:38.883
4	A	1:34.938	34.959	25.743	34.236	93.7	36:13.821
5	A	<span style="color: green;">1:22.464</span>	28.410	<span style="color: green;">21.752</span>	<span style="color: green;">32.302</span>	107.8	37:36.285

**99** **Nelson Piquet JR** BRA  
 NEXTEV TCR Formula E Team Spark - Renault SRT\_01 E

1	B	1:41.112	42.532	24.422	34.158	87.9	1:41.112
2	B	1:24.557	29.001	22.519	33.037	105.2	3:05.669
3	B	1:22.417	<span style="color: green;">28.308</span>	<span style="color: green;">21.713</span>	32.396	107.9	4:28.086
4	B	1:48.573	38.158	32.215	38.200	81.9	6:16.659
5	B	1:25.038	29.539	22.526	32.973	104.6	7:41.697
6	B	<span style="color: green;">1:22.310</span>	28.390	21.820	<span style="color: green;">32.100</span>	108.0	9:04.007

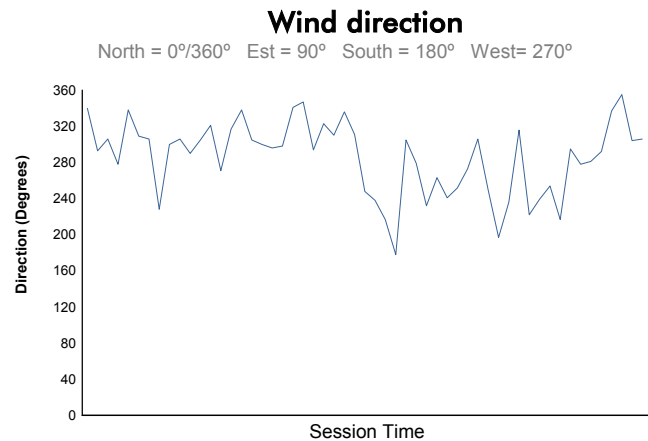
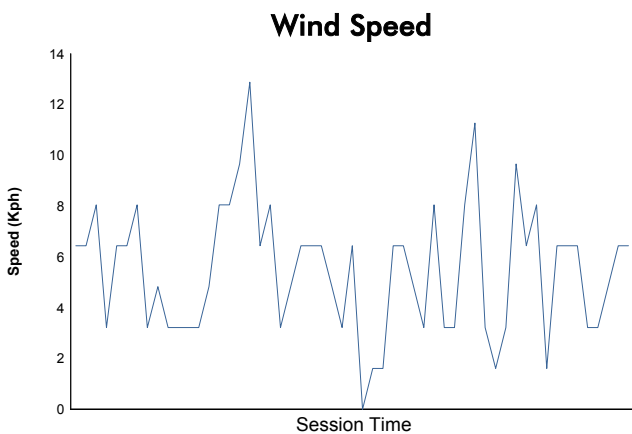
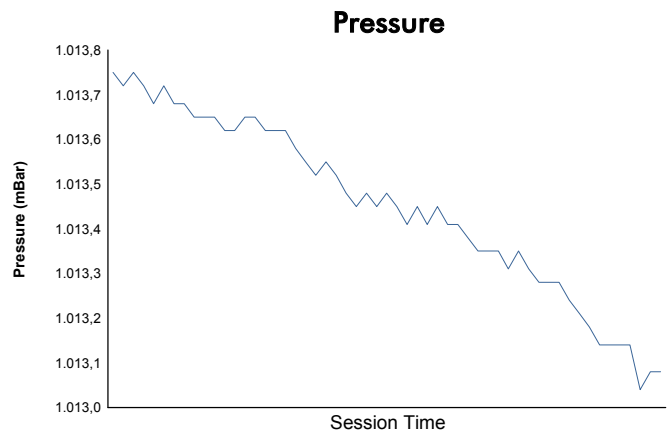
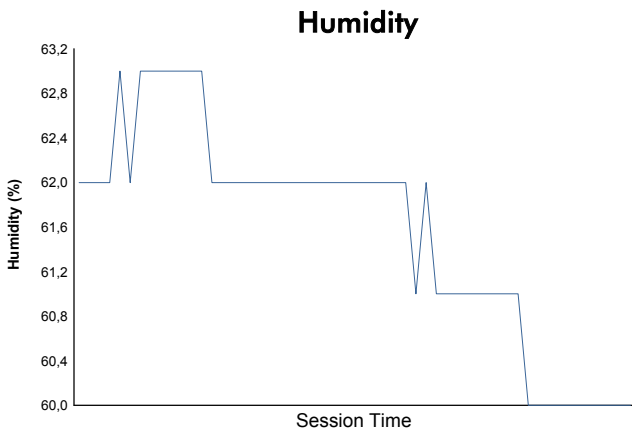
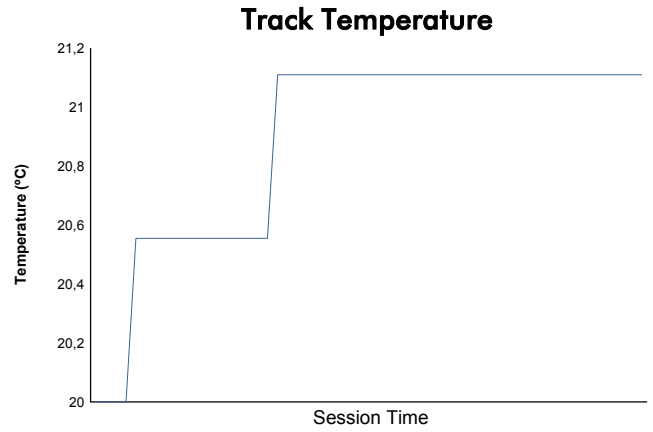
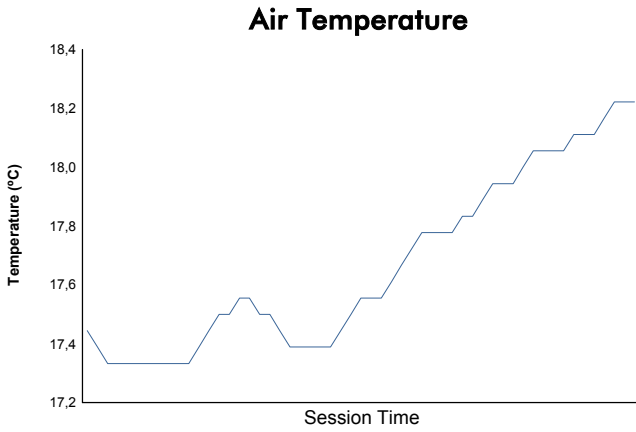


## Round 8 - Berlin ePrix

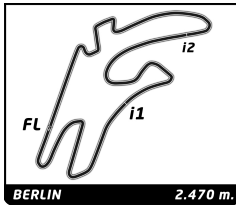
FIA Formula E Championship  
Qualifying Session

### Weather Report

Official Timekeeper



Track Status: **DRY**



## FIA Formula E Championship

### Round 8 - Berlin ePrix

Race (33 laps, 81,5 km.)

### Final Starting Grid

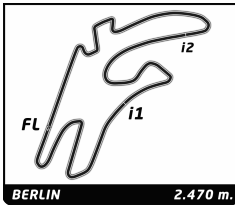
Official Timekeeper TAGHeuer

1:22.586	<b>Antonio Felix da Costa</b>	Amlin Aguri	55	- 10 -	5	Mahindra Racing Formula E Team	1:22.803	<b>Karun Chandhok</b>
1:22.464	<b>Charles Pic</b>	NEXTEV TCR Formula E Team	88	- 9 -	21	Mahindra Racing Formula E Team	1:22.575	<b>Bruno Senna</b>
1:22.437	<b>Sam Bird</b>	Virgin Racing Formula E Team	2	- 8 -	77	Amlin Aguri	1:22.444	<b>Salvador Duran</b>
1:22.310	<b>Nelson Piquet JR</b>	NEXTEV TCR Formula E Team	99	- 7 -	3	Virgin Racing Formula E Team	1:22.395	<b>Jaime Alguersuari</b>
1:22.032	<b>Vitantonio Liuzzi</b>	Trulli Formula E Team	18	- 6 -	28	Andretti Autosport Formula E Team	1:22.096	<b>Scott Speed</b>
1:21.978	<b>Stéphane Sarrazin</b>	Venturi Formula E Team	30	- 5 -	27	Andretti Autosport Formula E Team	1:22.015	<b>Jean-Eric Vergne</b>
1:21.911	<b>Nicolas Prost</b>	Team e.dams Renault	8	- 4 -	6	Dragon Racing Formula E Team	1:21.917	<b>Loïc Duval</b>
1:21.754	<b>Daniel Abt</b>	Audi Sport ABT Formula E Team	66	- 3 -	7	Dragon Racing Formula E Team	1:21.861	<b>Jérôme D'Ambrosio</b>
1:21.685	<b>Sébastien Buemi</b>	Team e.dams Renault	9	- 2 -	23	Venturi Formula E Team	1:21.710	<b>Nick Heidfeld</b>
1:21.547	<b>Jarno Trulli</b>	Trulli Formula E Team	10	- 1 -	11	Audi Sport ABT Formula E Team	1:21.623	<b>Lucas di Grassi</b>

Pole

Stewards:

Timekeeper:



# FIA Formula E Championship

Round 8 - Berlin ePrix  
Race (33 laps, 81,5 km.)

## Final Classification

Official Timekeeper TAG Heuer

Drivers	Nat	Team	Vehicle	Laps	Total Time	Gap	Kph	Best Lap		
								Lap	Time	Kph
<b>1</b> (25) 7 Jérôme D'Ambrosio	BEL	Dragon Racing Formula E Team	Spark - Renault SRT_01 E	33	<b>48:26.566</b>	-	101.0	28	<b>1:25.150</b>	104.4
<b>2</b> (18) 9 Sébastien Buemi	CHE	Team e.dams Renault	Spark - Renault SRT_01 E	33	<b>48:28.999</b>	+2.433	100.9	30	<b>1:25.122</b>	104.5
<b>3</b> (15) 6 Loïc Duval	FRA	Dragon Racing Formula E Team	Spark - Renault SRT_01 E	33	<b>48:30.074</b>	+3.508	100.8	19	<b>1:24.762</b>	104.9
<b>4</b> (14) 99 Nelson Piquet JR	BRA	NEXTEV TCR Formula E Team	Spark - Renault SRT_01 E	33	<b>48:30.541</b>	+3.975	100.8	20	<b>1:24.435</b>	105.3
<b>5</b> (10) 23 Nick Heidfeld	DEU	Venturi Formula E Team	Spark - Renault SRT_01 E	33	<b>48:39.612</b>	+13.046	100.5	24	<b>1:25.439</b>	104.1
<b>6</b> (8) 30 Stéphane Sarrazin	FRA	Venturi Formula E Team	Spark - Renault SRT_01 E	33	<b>48:39.901</b>	+13.335	100.5	21	<b>1:25.138</b>	104.4
<b>7</b> (6) 27 Jean-Eric Vergne	FRA	Andretti Autosport Formula E Team	Spark - Renault SRT_01 E	33	<b>48:40.244</b>	+13.678	100.5	30	<b>1:25.063</b>	104.5
<b>8</b> (4) 2 Sam Bird	GBR	Virgin Racing Formula E Team	Spark - Renault SRT_01 E	33	<b>48:40.621</b>	+14.055	100.5	32	<b>1:25.166</b>	104.4
<b>9</b> (2) 18 Vitantonio Liuzzi	ITA	Trulli Formula E Team	Spark - Renault SRT_01 E	33	<b>48:42.202</b>	+15.636	100.4	31	<b>1:25.517</b>	104.0
<b>10</b> (1) 8 Nicolas Prost	FRA	Team e.dams Renault	Spark - Renault SRT_01 E	33	<b>48:43.168</b>	+16.602	100.4	24	<b>1:25.342</b>	104.2
<b>11</b> 55 Antonio Felix da Costa	PRT	Amlin Aguri	Spark - Renault SRT_01 E	33	<b>48:43.363</b>	+16.797	100.4	26	<b>1:24.758</b>	104.9
<b>12</b> 3 Jaime Alguersuari	ESP	Virgin Racing Formula E Team	Spark - Renault SRT_01 E	33	<b>48:47.160</b>	+20.594	100.2	27	<b>1:25.029</b>	104.6
<b>13</b> 28 Scott Speed	USA	Andretti Autosport Formula E Team	Spark - Renault SRT_01 E	33	<b>48:47.715</b>	+21.149	100.2	31	<b>1:25.204</b>	104.4
<b>14</b> 66 Daniel Abt	DEU	Audi Sport ABT Formula E Team	Spark - Renault SRT_01 E	33	<b>48:50.254</b>	+23.688	100.1	19	<b>1:24.909</b>	104.7
<b>15</b> 88 Charles Pic	FRA	NEXTEV TCR Formula E Team	Spark - Renault SRT_01 E	33	<b>48:52.057</b>	+25.491	100.1	24	<b>1:25.100</b>	104.5
<b>16</b> 77 Salvador Duran	MEX	Amlin Aguri	Spark - Renault SRT_01 E	33	<b>49:10.723</b>	+44.157	99.4	22	<b>1:25.532</b>	104.0
<b>17</b> 21 Bruno Senna	BRA	Mahindra Racing Formula E Team	Spark - Renault SRT_01 E	33	<b>49:12.823</b>	+46.257	99.4	27	<b>1:25.203</b>	104.4
<b>18</b> 5 Karun Chandhok	IND	Mahindra Racing Formula E Team	Spark - Renault SRT_01 E	33	<b>49:19.269</b>	+52.703	99.2	32	<b>1:25.136</b>	104.4
<b>19</b> (3) 10 Jarno Trulli	ITA	Trulli Formula E Team	Spark - Renault SRT_01 E	31	<b>46:10.019</b>	2 Laps	99.5	31	<b>1:25.452</b>	104.1

### Excluded

11 Lucas di Grassi	BRA	Audi Sport ABT Formula E Team	Spark - Renault SRT_01 E	33	<b>48:18.980</b>			19	<b>1:25.391</b>	104.1
--------------------	-----	-------------------------------	--------------------------	----	------------------	--	--	----	-----------------	-------

<b>Pole Position</b>	J. Trulli	<b>1:21.547</b>	109.0 Kph
<b>Fastest Lap</b>	Lap 20 Nelson Piquet JR	<b>1:24.435</b>	105.3 Kph

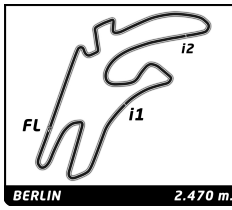
28 seconds penalty for car n° 5 due to Stewards Decision n° 7  
Car n° 11 Excluded due to Stewards Decision n° 8

Published at: .....

Track Status: **DRY**

<b>Stewards:</b>	<b>Timekeeper:</b>
------------------	--------------------





# FIA Formula E Championship

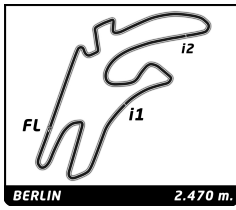
## Round 8 - Berlin ePrix

### Race

### Lap Chart

Official Timekeeper TAG Heuer

		LAP																																	
Nr	Pos	Grid	1	2	3	4	5	6	7	8	9	10	11	12	13	14	15	16	17	18	19	20	21	22	23	24	25	26	27	28	29	30	31	32	
10	<b>1</b>	10	11	11	11	11	11	11	11	11	11	11	11	11	11	11	11	11	11	11	11	11	11	11	11	11	11	11	11	11	11	11	11	11	11
11	<b>2</b>	11	10	10	10	10	10	9	9	9	9	9	9	9	9	9	9	9	9	9	9	9	9	9	9	9	9	9	9	9	9	9	9	9	9
9	<b>3</b>	9	9	9	9	9	9	10	23	23	23	23	23	7	7	7	7	7	7	11	9	9	9	9	9	9	9	9	9	9	9	9	9	9	9
23	<b>4</b>	23	23	23	23	23	23	23	7	7	7	7	7	23	23	23	23	23	7	23	23	23	23	23	23	23	23	23	23	23	23	23	23	23	23
66	<b>5</b>	66	8	7	7	7	7	7	18	18	18	18	18	18	18	18	18	18	9	6	6	6	6	6	6	6	6	6	6	6	6	6	6	6	6
7	<b>6</b>	7	7	18	18	18	18	18	10	6	6	6	6	6	6	6	6	6	23	99	30	30	30	30	30	30	30	30	30	30	30	30	30	30	
8	<b>7</b>	8	18	8	8	8	8	8	6	99	99	99	99	30	30	30	30	99	6	30	55	55	55	99	99	99	99	99	99	99	99	99	99	99	
6	<b>8</b>	6	6	6	6	6	6	6	99	30	30	30	30	99	99	99	99	99	27	55	55	99	99	99	27	27	27	27	27	27	27	27	27	27	
30	<b>9</b>	30	30	99	99	99	99	99	30	10	27	27	27	27	27	27	27	27	55	30	27	27	27	27	2	2	2	2	2	2	2	2	2	2	
27	<b>10</b>	27	99	30	30	30	30	30	8	27	2	2	2	2	2	2	2	55	2	18	2	2	2	2	18	18	18	18	18	18	18	18	18	18	
18	<b>11</b>	18	27	27	27	27	27	27	2	55	55	55	55	55	55	55	2	8	27	18	18	18	18	8	8	8	8	8	8	8	8	8	8		
28	<b>12</b>	28	28	2	2	2	2	2	2	55	10	8	8	8	8	8	8	3	2	8	8	8	8	8	55	55	55	55	55	55	55	55	55	55	
99	<b>13</b>	99	2	28	28	28	28	28	28	8	8	10	10	10	10	10	10	28	8	10	10	10	3	3	3	3	3	3	3	3	3	3	3	3	
3	<b>14</b>	3	77	77	77	55	55	55	55	3	3	3	3	3	3	3	3	77	77	3	3	3	28	28	28	28	28	28	28	28	28	28	28	28	
2	<b>15</b>	2	55	55	55	77	77	3	3	28	28	28	28	28	28	28	28	88	3	77	77	28	21	21	21	21	21	21	21	21	21	21	21	21	
77	<b>16</b>	77	3	3	3	3	3	77	77	77	77	77	77	77	77	77	77	21	28	28	28	21	10	10	66	66	66	66	66	66	66	66	66	66	
88	<b>17</b>	88	88	88	88	88	88	88	88	88	88	88	88	88	88	88	88	5	10	21	21	66	66	66	5	5	5	5	5	5	5	5	5	5	
21	<b>18</b>	21	5	5	5	5	5	5	21	21	21	21	21	21	21	21	21	66	21	66	66	5	5	5	88	88	88	88	88	88	88	88	88	88	
55	<b>19</b>	55	21	21	21	21	21	21	5	5	5	5	5	5	5	5	5	30	66	5	5	88	88	88	10	10	10	10	10	10	10	10	10	10	
5	<b>20</b>	5	66	66	66	66	66	66	66	66	66	66	66	66	66	66	66	10	5	88	88	77	77	77	77	77	77	77	77	77	77	77	77	77	



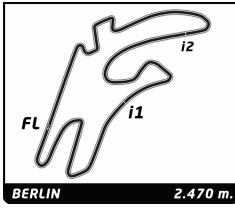
**FIA Formula E Championship**  
 Round 8 - Berlin ePrix  
 Race

Lap Chart

Official Timekeeper 

**LAP**

Nr	Pos	⌚
10	1	11
11	2	7
9	3	9
23	4	6
66	5	99
7	6	23
8	7	30
6	8	27
30	9	2
27	10	18
18	11	8
28	12	55
99	13	3
3	14	28
2	15	66
77	16	5
88	17	88
21	18	77
55	19	21
5	20	



## FIA Formula E Championship

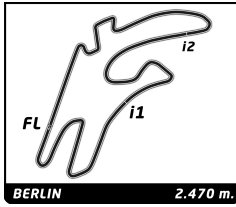
### Round 8 - Berlin ePrix

#### Race

#### Best Sector Times

Official Timekeeper 

SECTOR 1			SECTOR 2			SECTOR 3			Pos	Driver	Ideal Lap	Best Lap
Pos	Driver	Time	Driver	Time	Driver	Time						
1	66 D.Abt	28.993	99 N.Piquet JR	22.333	6 L.Duval	32.872	1	99 N.Piquet JR	1'24.308	1:24.435	(1)	
2	6 L.Duval	29.021	66 D.Abt	22.521	88 C.Pic	32.927	2	6 L.Duval	1'24.509	1:24.762	(3)	
3	99 N.Piquet JR	29.040	55 A.da Costa	22.557	99 N.Piquet JR	32.935	3	66 D.Abt	1'24.511	1:24.909	(4)	
4	55 A.da Costa	29.099	6 L.Duval	22.616	11 L.di Grassi	32.969	4	88 C.Pic	1'24.696	1:25.100	(7)	
5	88 C.Pic	29.133	21 B.Senna	22.624	5 K.Chandhok	32.997	5	55 A.da Costa	1'24.724	1:24.758	(2)	
6	27 J.Vergne	29.140	88 C.Pic	22.636	66 D.Abt	32.997	6	3 J.Alguersuari	1'24.878	1:25.029	(5)	
7	3 J.Alguersuari	29.146	27 J.Vergne	22.654	21 B.Senna	33.013	7	21 B.Senna	1'24.890	1:25.203	(13)	
8	30 S.Sarrazin	29.152	28 S.Speed	22.670	7 J.D'Ambrosio	33.013	8	5 K.Chandhok	1'24.925	1:25.136	(9)	
9	2 S.Bird	29.170	8 N.Prost	22.681	9 S.Buemi	33.034	9	27 J.Vergne	1'24.971	1:25.063	(6)	
10	8 N.Prost	29.178	3 J.Alguersuari	22.690	3 J.Alguersuari	33.042	10	28 S.Speed	1'25.009	1:25.204	(14)	
11	5 K.Chandhok	29.180	9 S.Buemi	22.725	55 A.da Costa	33.068	11	2 S.Bird	1'25.010	1:25.166	(12)	
12	28 S.Speed	29.221	5 K.Chandhok	22.748	2 S.Bird	33.085	12	7 J.D'Ambrosio	1'25.068	1:25.150	(11)	
13	18 V.Liuzzi	29.234	23 N.Heidfeld	22.751	28 S.Speed	33.118	13	9 S.Buemi	1'25.075	1:25.122	(8)	
14	11 L.di Grassi	29.238	2 S.Bird	22.755	18 V.Liuzzi	33.134	14	30 S.Sarrazin	1'25.120	1:25.138	(10)	
15	21 B.Senna	29.253	7 J.D'Ambrosio	22.779	30 S.Sarrazin	33.140	15	11 L.di Grassi	1'25.125	1:25.391	(16)	
16	7 J.D'Ambrosio	29.276	30 S.Sarrazin	22.828	10 J.Trulli	33.162	16	8 N.Prost	1'25.171	1:25.342	(15)	
17	77 S.Duran	29.295	77 S.Duran	22.844	27 J.Vergne	33.177	17	18 V.Liuzzi	1'25.225	1:25.517	(19)	
18	9 S.Buemi	29.316	18 V.Liuzzi	22.857	77 S.Duran	33.181	18	77 S.Duran	1'25.320	1:25.532	(20)	
19	23 N.Heidfeld	29.410	10 J.Trulli	22.861	23 N.Heidfeld	33.186	19	23 N.Heidfeld	1'25.347	1:25.439	(17)	
20	10 J.Trulli	29.429	11 L.di Grassi	22.918	8 N.Prost	33.312	20	10 J.Trulli	1'25.452	1:25.452	(18)	



## FIA Formula E Championship

### Round 8 - Berlin ePrix

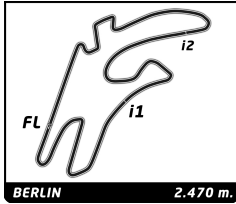
#### Race

#### Fastest Lap Sequence

Official Timekeeper 

Practice Time	Driver	Team	Car	Time	Kph	Lap
2:57.248	11 Lucas di Grassi	Audi Sport ABT Formula E Team	Spark - Renault SRT_01 E	<b>1:25.686</b>	103.8	2
4:22.818	11 Lucas di Grassi	Audi Sport ABT Formula E Team	Spark - Renault SRT_01 E	<b>1:25.570</b>	103.9	3
5:48.318	11 Lucas di Grassi	Audi Sport ABT Formula E Team	Spark - Renault SRT_01 E	<b>1:25.500</b>	104.0	4
28:16.772	11 Lucas di Grassi	Audi Sport ABT Formula E Team	Spark - Renault SRT_01 E	<b>1:25.391</b>	104.1	19
28:27.801	7 Jérôme D'Ambrosio	Dragon Racing Formula E Team	Spark - Renault SRT_01 E	<b>1:25.387</b>	104.1	19
28:32.631	6 Loïc Duval	Dragon Racing Formula E Team	Spark - Renault SRT_01 E	<b>1:24.762</b>	104.9	19
30:03.424	99 Nelson Piquet JR	NEXTEV TCR Formula E Team	Spark - Renault SRT_01 E	<b>1:24.435</b>	105.3	20





# FIA Formula E Championship

## Round 8 - Berlin ePrix

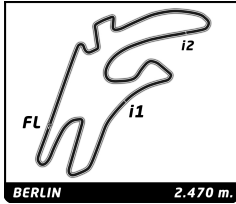
### Race

### Analysis by lap

Official Timekeeper TAG Heuer

Lapped

Nr	Lap Time	Gap	Nr	Lap Time	Gap	Nr	Lap Time	Gap	Nr	Lap Time	Gap	Nr	Lap Time	Gap
28	1:26.896	27.905	18	1:26.893	17.375	21	1:28.207	31.877	55	1:25.483	19.924	10	1:30.397	39.276
77	1:26.500	28.333	6	1:26.609	17.899	66	1:28.760	33.283	99	1:25.983	21.312	77	1:25.886	41.599
88	1:26.669	29.707	99	1:26.455	20.975	5	1:29.419	35.119	27	1:25.178	23.652			
21	1:26.959	30.416	27	1:26.258	21.495	88	2:27.015	35.496	2	1:25.221	24.185	<b>Lap 24</b>		
5	1:26.927	30.790	55	1:26.084	21.999				18	1:25.546	25.185	11	1:25.771	
66	1:27.156	31.862	2	1:25.698	22.452	<b>Lap 19</b>			8	1:25.481	25.915	7	1:25.935	10.215
<b>Lap 14</b>			8	1:26.308	24.291	11	1:25.391		3	1:25.976	30.691	9	1:25.637	14.393
11	1:26.301		3	1:27.162	29.366	7	1:25.387	11.029	28	1:26.358	32.136	23	1:25.439	15.268
9	1:26.146	11.904	28	1:28.061	30.662	9	1:26.442	13.665	21	1:26.753	32.963	6	1:25.300	15.838
7	1:26.184	12.462	77	1:28.353	31.565	23	1:26.109	14.263	10	1:29.485	33.918	30	1:25.540	17.377
23	1:26.333	13.595	88	1:27.969	32.084	6	1:24.762	15.859	66	1:27.006	34.304	99	1:25.243	20.029
18	1:26.665	16.713	21	1:27.665	32.479	30	1:25.495	19.658	5	1:25.875	35.687	27	1:25.863	22.466
6	1:26.362	17.613	5	1:27.563	32.917	55	1:25.513	20.301	88	1:25.148	38.045	2	1:25.481	22.980
30	1:25.814	18.187	66	1:27.323	33.570	99	1:28.296	22.217	77	1:28.361	42.099	18	1:25.560	24.632
99	1:26.486	21.003	30	2:21.283	113.096	27	1:27.055	24.159	<b>Lap 22</b>			8	1:25.342	25.428
27	1:26.513	21.621	10	2:21.102	122.691	2	1:26.729	24.541	11	1:26.131		55	1:25.237	30.253
2	1:26.622	22.108	<b>Lap 17</b>			18	1:26.125	25.034	7	1:25.606	10.342	3	1:25.587	31.197
55	1:26.498	22.585	99	1:28.509		8	1:26.191	25.679	9	1:25.584	14.622	28	1:25.841	32.073
8	1:26.715	24.783	88	1:27.642	10.242	10	1:26.428	28.972	23	1:25.761	15.536	21	1:26.069	33.559
10	1:26.881	27.181	11	2:22.625	33.141	3	1:26.355	29.769	6	1:26.004	16.435	66	1:25.652	34.886
3	1:26.808	27.804	7	2:20.231	43.663	77	1:26.378	30.337	30	1:25.278	17.933	5	1:26.181	36.232
28	1:26.723	28.327	9	2:21.503	44.306	28	1:26.001	31.028	99	1:26.139	21.320	88	1:25.100	37.419
77	1:26.772	28.804	23	2:21.824	46.577	21	1:25.626	32.112	27	1:25.166	22.687	10	1:27.808	41.313
88	1:26.523	29.929	6	2:20.952	49.367	66	1:24.909	32.801	2	1:25.454	23.508	77	1:26.144	41.972
21	1:26.837	30.952	55	2:18.722	51.237	5	1:25.874	35.602	18	1:25.845	24.899	<b>Lap 25</b>		
5	1:26.899	31.388	30	1:29.533	53.145	88	1:28.725	38.830	8	1:26.047	25.831	11	1:26.041	
66	1:26.791	32.352	18	2:25.692	53.583	<b>Lap 20</b>			55	1:33.741	27.534	7	1:25.672	9.846
<b>Lap 15</b>			27	2:22.379	54.390	11	1:25.584		3	1:25.505	30.065	9	1:25.527	13.879
11	1:26.141		2	2:22.576	55.544	7	1:25.635	11.080	28	1:25.348	31.353	23	1:25.877	15.104
9	1:26.400	12.163	8	2:21.583	56.390	9	1:25.808	13.889	21	1:25.616	32.448	6	1:25.740	15.537
7	1:26.444	12.765	77	2:18.677	100.758	23	1:25.845	14.524	10	1:26.879	34.666	30	1:25.530	16.866
23	1:26.343	13.797	3	2:21.674	101.556	6	1:25.419	15.694	66	1:26.790	34.963	99	1:24.935	18.923
18	1:26.503	17.075	28	2:20.901	102.079	30	1:25.313	19.387	5	1:25.970	35.526	27	1:25.675	22.100
6	1:26.411	17.883	10	1:29.510	102.717	55	1:25.463	20.180	88	1:25.201	37.115	2	1:25.818	22.757
30	1:26.360	18.406	21	2:22.436	105.431	99	1:24.435	21.068	77	1:25.532	41.500	18	1:25.851	24.442
99	1:26.251	21.113	66	2:22.198	106.284	27	1:25.638	24.213	<b>Lap 23</b>			8	1:25.738	25.125
27	1:26.350	21.830	5	2:24.028	107.461	2	1:25.746	24.703	11	1:25.787		55	1:25.353	29.565
55	1:26.064	22.508	<b>Lap 18</b>			18	1:25.928	25.378	7	1:25.496	10.051	3	1:25.107	30.263
2	1:27.380	23.347	11	1:28.620		8	1:26.078	26.173	9	1:25.692	14.527	28	1:25.462	31.494
8	1:25.934	24.576	7	1:29.131	11.033	10	1:26.784	30.172	23	1:25.851	15.600	21	1:25.344	32.862
10	1:27.142	28.182	9	1:30.069	12.614	3	1:26.269	30.454	6	1:25.661	16.309	66	1:25.387	34.232
3	1:27.134	28.797	23	1:28.729	13.545	28	1:26.073	31.517	30	1:25.462	17.608	5	1:25.543	35.734
28	1:27.008	29.194	6	1:28.882	16.488	21	1:25.421	31.949	99	1:25.024	20.557	88	1:25.177	36.555
77	1:27.142	29.805	99	2:21.073	19.312	66	1:25.820	33.037	27	1:25.474	22.374	10	1:26.936	42.208
88	1:26.920	30.708	30	1:28.170	19.554	5	1:25.533	35.551	2	1:25.549	23.270	77	1:26.874	42.805
21	1:26.596	31.407	55	1:30.703	20.179	88	1:25.390	38.636	18	1:25.731	24.843	<b>Lap 26</b>		
5	1:26.700	31.947	27	1:29.866	22.495	77	1:34.724	39.477	8	1:25.813	25.857	11	1:25.992	
66	1:26.629	32.840	2	1:29.420	23.203	<b>Lap 21</b>			55	1:29.040	30.787	7	1:25.501	9.355
<b>Lap 16</b>			18	1:32.478	24.300	11	1:25.739		3	1:27.103	31.381	9	1:25.561	13.448
11	1:26.593		8	1:30.250	24.879	7	1:25.526	10.867	28	1:26.437	32.003	23	1:26.325	15.437
9	1:26.717	12.287	10	1:26.979	27.935	9	1:27.019	15.169	21	1:26.600	33.261	6	1:26.454	15.999
7	1:26.744	12.916	3	1:29.010	28.805	23	1:27.121	15.906	66	1:25.829	35.005	30	1:25.817	16.691
23	1:27.033	14.237	77	1:30.353	29.350	6	1:26.607	16.562	5	1:26.083	35.822	99	1:24.800	17.731
			28	1:30.100	30.418	30	1:25.138	18.786	88	1:26.762	38.090	27	1:25.486	21.594



# FIA Formula E Championship

## Round 8 - Berlin ePrix

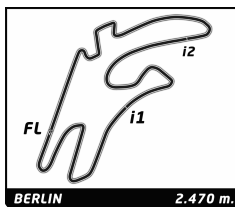
### Race

#### Analysis by lap

Official Timekeeper 

 Lapped

Nr	Lap Time	Gap	Nr	Lap Time	Gap	Nr	Lap Time	Gap	Nr	Lap Time	Gap	Nr	Lap Time	Gap
2	1:25.570	22.335	<b>Lap 29</b>			8	1:25.444	25.890						
18	1:25.858	24.308	11	1:25.440		55	1:25.402	26.562						
8	1:26.021	25.154	7	1:25.288	8.557	3	1:25.350	29.988						
55	1:24.758	28.331	9	1:25.402	13.251	28	1:25.204	30.706						
3	1:25.693	29.964	6	1:25.163	15.639	66	1:25.549	33.806						
28	1:25.377	30.879	99	1:25.251	17.036	5	1:25.605	35.431						
21	1:25.507	32.377	23	1:27.554	17.598	88	1:25.653	36.066						
66	1:25.281	33.521	30	1:25.672	18.038	21	1:34.550	42.180						
5	1:25.414	35.156	27	1:25.864	22.720	10	1:25.452	44.616						
88	1:25.145	35.708	2	1:25.804	23.239	77	1:28.080	49.996						
10	1:26.359	42.575	18	1:25.539	25.158	<b>Lap 32</b>								
77	1:26.422	43.235	8	1:25.686	25.859	11	1:26.015							
<b>Lap 27</b>			55	1:24.941	27.014	7	1:25.612	8.098						
11	1:25.593		3	1:25.854	30.203	9	1:25.307	11.844						
7	1:25.212	8.974	28	1:25.470	30.953	6	1:25.203	13.565						
9	1:25.358	13.213	21	1:26.118	33.191	99	1:24.856	13.988						
23	1:25.529	15.373	66	1:25.740	34.025	30	1:26.810	19.801						
6	1:25.487	15.893	5	1:25.917	35.614	23	1:26.979	20.301						
30	1:25.425	16.523	88	1:25.782	36.155	27	1:25.435	21.556						
99	1:25.126	17.264	10	1:25.675	44.654	2	1:25.166	22.058						
27	1:25.733	21.734	77	1:27.030	47.448	18	1:25.548	24.648						
2	1:25.609	22.351	<b>Lap 30</b>			8	1:25.597	25.472						
18	1:25.996	24.711	11	1:25.494		55	1:25.211	25.758						
8	1:25.881	25.442	7	1:25.433	8.496	3	1:25.298	29.271						
55	1:25.037	27.775	9	1:25.122	12.879	28	1:25.665	30.356						
3	1:25.029	29.400	6	1:24.894	15.039	66	1:25.293	33.084						
28	1:25.464	30.750	99	1:24.706	16.248	5	1:25.136	34.552						
21	1:25.203	31.987	23	1:26.270	18.374	88	1:25.223	35.274						
66	1:26.225	34.153	30	1:26.440	18.984	77	1:27.885	51.866						
5	1:25.362	34.925	27	1:25.063	22.289	21	1:39.986	56.151						
88	1:25.143	35.258	2	1:25.347	23.092	<b>Lap 33</b>								
10	1:27.108	44.090	18	1:25.578	25.242	11	1:27.562							
77	1:27.040	44.682	8	1:25.725	26.090	7	1:27.050	7.586						
<b>Lap 28</b>			55	1:25.284	26.804	9	1:25.737	10.019						
11	1:25.415		3	1:25.573	30.282	6	1:25.091	11.094						
7	1:25.150	8.709	28	1:25.687	31.146	99	1:25.135	11.561						
9	1:25.491	13.289	21	1:25.577	33.274	23	1:28.393	20.632						
23	1:25.526	15.484	66	1:25.370	33.901	30	1:28.182	20.921						
6	1:25.438	15.916	5	1:25.350	35.470	27	1:27.270	21.264						
99	1:25.376	17.225	88	1:25.396	36.057	2	1:27.145	21.641						
30	1:26.698	17.806	10	1:25.648	44.808	18	1:26.136	23.222						
27	1:25.977	22.296	77	1:25.606	47.560	8	1:26.278	24.188						
2	1:25.939	22.875	<b>Lap 31</b>			55	1:26.187	24.383						
18	1:25.763	25.059	11	1:25.644		3	1:26.471	28.180						
8	1:25.586	25.613	7	1:25.649	8.501	28	1:25.941	28.735						
55	1:25.153	27.513	9	1:25.317	12.552	66	1:25.752	31.274						
3	1:25.804	29.789	6	1:24.982	14.377	5	1:25.299	32.289						
28	1:25.588	30.923	99	1:24.543	15.147	88	1:25.365	33.077						
21	1:25.941	32.513	23	1:26.276	19.006	77	1:27.439	51.743						
66	1:24.987	33.725	30	1:25.997	19.337	21	1:25.254	53.843						
5	1:25.627	35.137	27	1:25.491	22.136									
88	1:25.970	35.813	2	1:25.459	22.907									
10	1:25.744	44.419	18	1:25.517	25.115									
77	1:26.591	45.858												



# FIA Formula E Championship

## Round 8 - Berlin ePrix

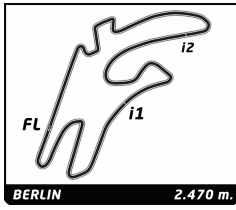
### Race

### Handicaps Analysis

Official Timekeeper 

Nr.	In Time		Out Time		Pit Time	Handicap	Gap	Window
	Hour	Elapsed	Hour	Elapsed				
<b>2</b>	<b>Virgin Racing Formula E Team / Spark - Renault SRT_01 E</b>							
1	16:28:16.394	24:39.935	16:29:22.722	25:46.263	1:06.328 (66.328)	63	3.328	
<b>3</b>	<b>Virgin Racing Formula E Team / Spark - Renault SRT_01 E</b>							
1	16:28:23.376	24:46.917	16:29:28.737	25:52.278	1:05.361 (65.361)	63	2.361	
<b>5</b>	<b>Mahindra Racing Formula E Team / Spark - Renault SRT_01 E</b>							
1	16:28:28.365	24:51.906	16:29:34.550	25:58.091	1:06.185 (66.185)	63	3.185	
<b>6</b>	<b>Dragon Racing Formula E Team / Spark - Renault SRT_01 E</b>							
1	16:28:11.621	24:35.162	16:29:16.545	25:40.086	1:04.924 (64.924)	63	1.924	
<b>7</b>	<b>Dragon Racing Formula E Team / Spark - Renault SRT_01 E</b>							
1	16:28:07.381	24:30.922	16:29:10.842	25:34.383	1:03.461 (63.461)	63	0.461	
<b>8</b>	<b>Team e.dams Renault / Spark - Renault SRT_01 E</b>							
1	16:28:18.105	24:41.646	16:29:23.615	25:47.156	1:05.510 (65.510)	63	2.510	
<b>9</b>	<b>Team e.dams Renault / Spark - Renault SRT_01 E</b>							
1	16:28:06.887	24:30.428	16:29:11.544	25:35.085	1:04.657 (64.657)	63	1.657	
<b>10</b>	<b>Trulli Formula E Team / Spark - Renault SRT_01 E</b>							
1	16:26:55.266	23:18.807	16:28:00.296	24:23.837	1:05.030 (65.030)	63	2.030	
<b>11</b>	<b>Audi Sport ABT Formula E Team / Spark - Renault SRT_01 E</b>							
1	16:27:54.026	24:17.567	16:29:00.341	25:23.882	1:06.315 (66.315)	63	3.315	
<b>18</b>	<b>Trulli Formula E Team / Spark - Renault SRT_01 E</b>							
1	16:28:14.057	24:37.598	16:29:20.669	25:44.210	1:06.612 (66.612)	63	3.612	
<b>21</b>	<b>Mahindra Racing Formula E Team / Spark - Renault SRT_01 E</b>							
1	16:28:27.167	24:50.708	16:29:32.517	25:56.058	1:05.350 (65.350)	63	2.350	
<b>23</b>	<b>Venturi Formula E Team / Spark - Renault SRT_01 E</b>							
1	16:28:08.748	24:32.289	16:29:13.752	25:37.293	1:05.004 (65.004)	63	2.004	
<b>27</b>	<b>Andretti Autosport Formula E Team / Spark - Renault SRT_01 E</b>							
1	16:28:15.060	24:38.601	16:29:21.587	25:45.128	1:06.527 (66.527)	63	3.527	
<b>28</b>	<b>Andretti Autosport Formula E Team / Spark - Renault SRT_01 E</b>							
1	16:28:25.393	24:48.934	16:29:29.278	25:52.819	1:03.885 (63.885)	63	0.885	
<b>30</b>	<b>Venturi Formula E Team / Spark - Renault SRT_01 E</b>							
1	16:26:45.873	23:09.414	16:27:50.776	24:14.317	1:04.903 (64.903)	63	1.903	
<b>55</b>	<b>Amlin Aguri / Spark - Renault SRT_01 E</b>							
1	16:28:15.767	24:39.308	16:29:18.409	25:41.950	1:02.642 (62.642)	63	-0.358	
<b>66</b>	<b>Audi Sport ABT Formula E Team / Spark - Renault SRT_01 E</b>							
1	16:28:29.090	24:52.631	16:29:33.481	25:57.022	1:04.391 (64.391)	63	1.391	
<b>77</b>	<b>Amlin Aguri / Spark - Renault SRT_01 E</b>							
1	16:28:25.951	24:49.492	16:29:27.846	25:51.387	1:01.895 (61.895)	63	-1.105	
<b>88</b>	<b>NEXTEV TCR Formula E Team / Spark - Renault SRT_01 E</b>							
1	16:29:57.489	26:21.030	16:31:04.356	27:27.897	1:06.867 (66.867)	63	3.867	
<b>99</b>	<b>NEXTEV TCR Formula E Team / Spark - Renault SRT_01 E</b>							
1	16:29:42.082	26:05.623	16:30:48.177	27:11.718	1:06.095 (66.095)	63	3.095	





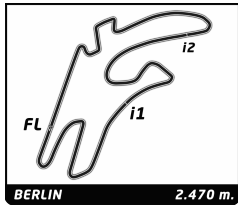
# FIA Formula E Championship

## Round 8 - Berlin ePrix

### Race Analysis

Official Timekeeper

		Personal Best		Session Best		Crossing the finish line in pit lane									
Lap	C	Time	Sector 1	Sector 2	Sector 3	Kph	Elapsed	Lap	Time	Sector 1	Sector 2	Sector 3	Kph	Elapsed	
<b>2</b>	<b>Sam Bird</b>	GBR													
Virgin Racing Formula E Team		Spark - Renault SRT_01 E													
1	B	1:39.684	39.970	25.200	34.514	89.2	1:39.684	19	B	1:26.355	29.319	23.351	33.685	103.0	28:46.541
2	B	1:27.516	29.848	24.009	33.659	101.6	3:07.200	20	B	1:26.269	29.526	23.033	33.710	103.1	30:12.810
3	B	1:26.634	29.627	23.147	33.860	102.6	4:33.834	21	B	1:25.976	29.752	22.948	33.276	103.4	31:38.786
4	B	1:26.613	29.743	23.320	33.550	102.7	6:00.447	22	B	1:25.505	29.298	22.939	33.268	104.0	33:04.291
5	B	1:26.692	29.639	23.454	33.599	102.6	7:27.139	23	B	1:27.103	29.734	24.015	33.354	102.1	34:31.394
6	B	1:26.765	29.605	23.421	33.739	102.5	8:53.904	24	B	1:25.587	29.378	22.994	33.215	103.9	35:56.981
7	B	1:28.525	29.616	23.701	35.208	100.4	10:22.429	25	B	1:25.107	<b>29.146</b>	22.721	33.240	104.5	37:22.088
8	B	1:27.647	30.367	23.149	34.131	101.5	11:50.076	26	B	1:25.693	29.173	22.915	33.605	103.8	38:47.781
9	B	1:27.681	30.171	23.455	34.055	101.4	13:17.757	27	B	<b>1:25.029</b>	29.171	<b>22.690</b>	33.168	104.6	40:12.810
10	B	1:25.882	29.407	23.161	33.314	103.5	14:43.639	28	B	1:25.804	29.417	22.972	33.415	103.6	41:38.614
11	B	1:25.761	29.507	23.019	33.235	103.7	16:09.400	29	B	1:25.854	29.469	23.197	33.188	103.6	43:04.468
12	B	1:27.314	29.461	23.491	34.362	101.8	17:36.714	30	B	1:25.573	29.443	22.884	33.246	103.9	44:30.041
13	B	1:26.174	29.483	23.108	33.583	103.2	19:02.888	31	B	1:25.350	29.323	22.801	33.226	104.2	45:55.391
14	B	1:26.622	29.600	23.346	33.676	102.7	20:29.510	32	B	1:25.298	29.305	22.810	33.183	104.2	47:20.689
15	B	1:27.380	29.486	24.526	33.368	101.8	21:56.890	33	B	1:26.471	29.353	23.115	34.003	102.8	48:47.160
16	B	1:25.698	29.341	23.119	33.238	103.8	23:22.588								
17	A	<b>2:22.576 B</b>	29.345	22.963	1:30.268	62.4	25:45.164								
18	A	1:29.420	32.348	23.987	<b>33.085</b>	99.4	27:14.584								
19	A	1:26.729	29.267	23.334	34.128	102.5	28:41.313								
20	A	1:25.746	29.570	22.865	33.311	103.7	30:07.059								
21	A	1:25.221	29.201	22.904	33.116	104.3	31:32.280								
22	A	1:25.454	29.264	22.937	33.253	104.1	32:57.734								
23	A	1:25.549	29.421	22.988	33.140	103.9	34:23.283								
24	A	1:25.481	29.371	22.858	33.252	104.0	35:48.764								
25	A	1:25.818	29.442	23.035	33.341	103.6	37:14.582								
26	A	1:25.570	29.364	22.977	33.229	103.9	38:40.152								
27	A	1:25.609	29.250	23.022	33.337	103.9	40:05.761								
28	A	1:25.939	29.496	23.023	33.420	103.5	41:31.700								
29	A	1:25.804	29.352	22.973	33.479	103.6	42:57.504								
30	A	1:25.347	29.340	22.852	33.155	104.2	44:22.851								
31	A	1:25.459	29.350	22.892	33.217	104.0	45:48.310								
32	A	<b>1:25.166</b>	<b>29.170</b>	<b>22.755</b>	33.241	104.4	47:13.476								
33	A	1:27.145	29.282	23.162	34.701	102.0	48:40.621								
<b>5</b>	<b>Karun Chandhok</b>	IND													
Mahindra Racing Formula E Team		Spark - Renault SRT_01 E													
1	A	1:42.306	42.014	24.837	35.455	86.9	1:42.306	19	A	1:28.252	30.098	23.750	34.404	100.8	3:10.558
2	A	1:27.610	30.385	23.413	33.812	101.5	4:38.168	20	A	1:27.610	30.385	23.413	33.812	101.5	4:38.168
3	A	1:26.776	29.718	23.416	33.642	102.5	6:04.944	21	A	1:26.776	29.718	23.416	33.642	102.5	6:04.944
4	A	1:26.725	29.535	23.368	33.822	102.5	7:31.669	22	A	1:26.725	29.535	23.368	33.822	102.5	7:31.669
5	A	1:27.036	29.770	23.303	33.963	102.2	8:58.705	23	A	1:27.036	29.770	23.303	33.963	102.2	8:58.705
6	A	1:27.552	30.232	23.239	34.081	101.6	10:26.257	24	A	1:27.552	30.232	23.239	34.081	101.6	10:26.257
7	A	1:28.272	29.991	23.736	34.545	100.7	11:54.529	25	A	1:28.272	29.991	23.736	34.545	100.7	11:54.529
8	A	1:28.858	30.070	23.795	34.993	100.1	13:23.387	26	A	1:28.858	30.070	23.795	34.993	100.1	13:23.387
9	A	1:27.428	29.756	23.616	34.056	101.7	14:50.815	27	A	1:27.428	29.756	23.616	34.056	101.7	14:50.815
10	A	1:27.354	29.812	23.430	34.112	101.8	16:18.169	28	A	1:27.354	29.812	23.430	34.112	101.8	16:18.169
11	A	1:26.795	29.695	23.404	33.696	102.4	17:44.964	29	A	1:26.795	29.695	23.404	33.696	102.4	17:44.964
12	A	1:26.927	29.871	23.441	33.615	102.3	19:11.891	30	A	1:26.927	29.871	23.441	33.615	102.3	19:11.891
13	A	1:26.899	29.669	23.368	33.862	102.3	20:38.790	31	A	1:26.899	29.669	23.368	33.862	102.3	20:38.790
14	A	1:26.700	29.641	23.303	33.756	102.6	22:05.490	32	A	1:26.700	29.641	23.303	33.756	102.6	22:05.490
15	A	1:27.563	29.587	23.599	34.377	101.5	23:33.053	33	A	1:27.563	29.587	23.599	34.377	101.5	23:33.053
16	B	<b>2:24.028 B</b>	29.820	23.708	1:30.500	61.7	25:57.081								
17	B	1:29.419	32.883	23.035	33.501	99.4	27:26.500								
18	B	1:25.874	29.685	23.040	33.149	103.5	28:52.374								
19	B	1:25.533	29.285	23.103	33.145	104.0	30:17.907								
20	B	1:25.875	29.398	23.012	33.465	103.5	31:43.782								
21	B	1:25.970	29.213	23.206	33.551	103.4	33:09.752								
22	B	1:26.083	29.681	23.178	33.224	103.3	34:35.835								
23	B	1:26.181	29.459	23.040	33.682	103.2	36:02.016								
24	B	1:25.543	29.359	22.983	33.201	103.9	37:27.559								
25	B	1:25.414	29.302	22.853	33.259	104.1	38:52.973								
26	B	1:25.362	29.191	22.930	33.241	104.2	40:18.335								
27	B	1:25.627	29.501	22.964	33.162	103.8	41:43.962								
28	B	1:25.917	29.388	23.030	33.499	103.5	43:09.879								
29	B	1:25.350	29.340	22.832	33.178	104.2	44:35.229								
30	B	1:25.605	<b>29.180</b>	23.051	33.374	103.9	46:00.834								
31	B	<b>1:25.136</b>	29.391	<b>22.748</b>	<b>32.997</b>	104.4	47:25.970								
32	B	1:25.299	29.203	22.881	33.215	104.2	48:51.269								
<b>6</b>	<b>Loic Duval</b>	FRA													
Dragon Racing Formula E Team		Spark - Renault SRT_01 E													
1	A	1:37.195	39.145	23.818	34.232	91.5	1:37.195	19	A	1:37.195	39.145	23.818	34.232	91.5	1:37.195
2	A	1:27.555	29.758	23.562	34.235	101.6	3:04.750	20	A	1:27.555	29.758	23.562	34.235	101.6	3:04.750
3	A	1:27.104	29.713	23.400	33.991	102.1	4:31.854	21	A	1:27.104	29.713	23.400	33.991	102.1	4:31.854



# FIA Formula E Championship

## Round 8 - Berlin ePrix

### Race

### Analysis

Official Timekeeper TAGHeuer

Lap	C	Time	Sector 1	Sector 2	Sector 3	Kph	Elapsed	Lap	Time	Sector 1	Sector 2	Sector 3	Kph	Elapsed	
4	A	1:26.447	29.463	23.341	33.643	102.9	5:58.301	25	B	1:25.672	29.443	22.898	33.331	103.8	37:01.671
5	A	1:26.603	29.511	23.426	33.666	102.7	7:24.904	26	B	1:25.501	29.338	22.917	33.246	104.0	38:27.172
6	A	1:26.963	29.562	23.336	34.065	102.3	8:51.867	27	B	1:25.212	29.415	22.784	<b>33.013</b>	104.4	39:52.384
7	A	1:28.156	29.841	23.749	34.566	100.9	10:20.023	28	B	<b>1:25.150</b>	29.315	<b>22.779</b>	33.056	104.4	41:17.534
8	A	1:26.123	29.439	23.195	33.489	103.2	11:46.146	29	B	1:25.288	29.277	22.883	33.128	104.3	42:42.822
9	A	1:25.739	29.430	22.814	33.495	103.7	13:11.885	30	B	1:25.433	<b>29.276</b>	22.859	33.298	104.1	44:08.255
10	A	1:26.456	29.930	23.085	33.441	102.9	14:38.341	31	B	1:25.649	29.431	22.934	33.284	103.8	45:33.904
11	A	1:26.851	29.420	23.369	34.062	102.4	16:05.192	32	B	1:25.612	29.459	22.885	33.268	103.9	46:59.516
12	A	1:26.872	29.433	23.390	34.049	102.4	17:32.064	33	B	1:27.050	29.569	23.033	34.448	102.1	48:26.566
13	A	1:26.589	29.608	23.146	33.835	102.7	18:58.653								
14	A	1:26.362	29.456	23.240	33.666	103.0	20:25.015								
15	A	1:26.411	29.502	23.248	33.661	102.9	21:51.426								
16	A	1:26.609	29.516	23.479	33.614	102.7	23:18.035								
17	B	<b>2:20.952 B</b>	29.510	23.230	<b>1:28.212</b>	63.1	25:38.987								
18	B	1:28.882	32.996	22.926	32.960	100.0	27:07.869								
19	B	<b>1:24.762</b>	29.191	<b>22.616</b>	32.955	104.9	28:32.631								
20	B	1:25.419	<b>29.021</b>	22.999	33.399	104.1	29:58.050								
21	B	1:26.607	29.182	23.432	33.993	102.7	31:24.657								
22	B	1:26.004	29.439	23.213	33.352	103.4	32:50.661								
23	B	1:25.661	29.256	23.044	33.361	103.8	34:16.322								
24	B	1:25.300	29.229	22.865	33.206	104.2	35:41.622								
25	B	1:25.740	29.369	22.949	33.422	103.7	37:07.362								
26	B	1:26.454	29.646	23.602	33.206	102.9	38:33.816								
27	B	1:25.487	29.308	22.772	33.407	104.0	39:59.303								
28	B	1:25.438	29.272	22.878	33.288	104.1	41:24.741								
29	B	1:25.163	29.422	22.869	<b>32.872</b>	104.4	42:49.904								
30	B	1:24.894	29.186	22.683	33.025	104.7	44:14.798								
31	B	1:24.982	29.097	22.907	32.978	104.6	45:39.780								
32	B	1:25.203	29.104	22.894	33.205	104.4	47:04.983								
33	B	1:25.091	29.082	22.793	33.216	104.5	48:30.074								

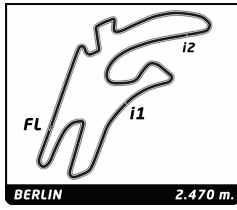
7 Jérôme D'Ambrosio		BEL					
Dragon Racing Formula E Team		Spark - Renault SRT_01 E					
1	A	1:36.336	38.510	23.668	34.158	92.3	1:36.336
2	A	1:26.875	29.885	23.167	33.823	102.4	3:03.211
3	A	1:26.973	29.580	23.483	33.910	102.2	4:30.184
4	A	1:26.535	29.579	23.315	33.641	102.8	5:56.719
5	A	1:26.559	29.511	23.312	33.736	102.7	7:23.278
6	A	1:27.042	29.500	23.376	34.166	102.2	8:50.320
7	A	1:26.198	29.666	23.089	33.443	103.2	10:16.518
8	A	1:26.189	29.441	22.983	33.765	103.2	11:42.707
9	A	1:26.194	29.551	23.190	33.453	103.2	13:08.901
10	A	1:26.229	29.549	23.128	33.552	103.1	14:35.130
11	A	1:26.605	29.598	23.380	33.627	102.7	16:01.735
12	A	1:26.119	29.454	23.145	33.520	103.3	17:27.854
13	A	1:25.826	29.359	23.034	33.433	103.6	18:53.680
14	A	1:26.184	29.666	23.089	33.429	103.2	20:19.864
15	A	1:26.444	29.554	23.307	33.583	102.9	21:46.308
16	A	1:26.744	29.603	23.296	33.845	102.5	23:13.052
17	B	<b>2:20.231 B</b>	29.558	23.408	<b>1:27.265</b>	63.4	25:33.283
18	B	1:29.131	32.784	23.262	33.085	99.8	27:02.414
19	B	1:25.387	29.457	22.793	33.137	104.1	28:27.801
20	B	1:25.635	29.333	22.850	33.452	103.8	29:53.436
21	B	1:25.526	29.392	22.905	33.229	104.0	31:18.962
22	B	1:25.606	29.358	23.032	33.216	103.9	32:44.568
23	B	1:25.496	29.348	22.897	33.251	104.0	34:10.064
24	B	1:25.935	29.443	22.955	33.537	103.5	35:35.999

8 Nicolas Prost		FRA					
Team e.dams Renault		Spark - Renault SRT_01 E					
1	A	1:35.665	38.286	23.512	33.867	92.9	1:35.665
2	A	1:28.716	30.026	23.488	35.202	100.2	3:04.381
3	A	1:27.036	29.742	23.365	33.929	102.2	4:31.417
4	A	1:26.556	29.576	23.301	33.679	102.7	5:57.973
5	A	1:26.410	29.602	23.179	33.629	102.9	7:24.383
6	A	1:26.993	29.727	23.242	34.024	102.2	8:51.376
7	A	1:30.216	30.046	24.437	35.733	98.6	10:21.592
8	A	1:29.550	30.899	24.350	34.301	99.3	11:51.142
9	A	1:28.770	29.899	24.363	34.508	100.2	13:19.912
10	A	1:26.637	29.793	23.364	33.480	102.6	14:46.549
11	A	1:26.016	29.397	23.011	33.608	103.4	16:12.565
12	A	1:26.506	29.698	23.287	33.521	102.8	17:39.071
13	A	1:26.399	29.614	23.226	33.559	102.9	19:05.470
14	A	1:26.715	29.892	23.292	33.531	102.5	20:32.185
15	A	1:25.934	29.577	22.942	33.415	103.5	21:58.119
16	A	1:26.308	29.589	23.236	33.483	103.0	23:24.427
17	B	<b>2:21.583 B</b>	29.291	22.783	<b>1:29.509</b>	62.8	25:46.010
18	B	1:30.250	32.911	23.121	34.218	98.5	27:16.260
19	B	1:26.191	29.438	23.130	33.623	103.2	28:42.451
20	B	1:26.078	29.605	23.029	33.444	103.3	30:08.529
21	B	1:25.481	29.379	22.790	<b>33.312</b>	104.0	31:34.010
22	B	1:26.047	29.395	23.046	33.606	103.3	33:00.057
23	B	1:25.813	29.425	22.926	33.462	103.6	34:25.870
24	B	<b>1:25.342</b>	29.186	22.818	33.338	104.2	35:51.212
25	B	1:25.738	29.323	22.844	33.571	103.7	37:16.950
26	B	1:26.021	29.454	22.901	33.666	103.4	38:42.971
27	B	1:25.881	29.478	22.861	33.542	103.5	40:08.852
28	B	1:25.586	29.421	22.820	33.345	103.9	41:34.438
29	B	1:25.686	29.420	22.740	33.526	103.8	43:00.124
30	B	1:25.725	<b>29.178</b>	22.793	33.754	103.7	44:25.849
31	B	1:25.444	29.199	22.801	33.444	104.1	45:51.293
32	B	1:25.597	29.317	<b>22.681</b>	33.599	103.9	47:16.890
33	B	1:26.278	29.571	22.846	33.861	103.1	48:43.168

9 Sébastien Buemi		CHE					
Team e.dams Renault		Spark - Renault SRT_01 E					
1	B	1:34.499	36.650	23.920	33.929	94.1	1:34.499
2	B	1:27.675	30.293	23.224	34.158	101.4	3:02.174
3	B	1:27.049	29.888	23.427	33.734	102.1	4:29.223
4	B	1:26.385	29.722	23.241	33.422	102.9	5:55.608
5	B	1:26.605	29.588	23.403	33.614	102.7	7:22.213
6	B	1:26.440	29.644	23.374	33.422	102.9	8:48.653
7	B	1:26.493	29.749	23.155	33.589	102.8	10:15.146
8	B	1:26.612	29.721	23.227	33.664	102.7	11:41.758
9	B	1:25.982	29.634	22.983	33.365	103.4	13:07.740



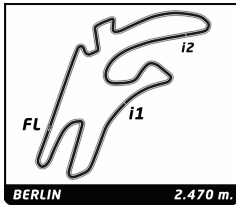
# FIA Formula E Championship

## Round 8 - Berlin ePrix

### Race Analysis

Official Timekeeper TAGHeuer

Lap	C	Time	Sector 1	Sector 2	Sector 3	Kph	Elapsed	Lap	Time	Sector 1	Sector 2	Sector 3	Kph	Elapsed	
10	B	1:26.342	29.651	23.208	33.483	103.0	14:34.082	31	B	1:25.452	29.429	22.861	33.162	104.1	46:10.019
11	B	1:26.401	29.705	23.294	33.402	102.9	16:00.483	<div style="border: 1px solid black; padding: 5px;"> <b>11</b> <b>Lucas di Grassi</b> <span style="float: right;">BRA</span>                      Audi Sport ABT Formula E Team <span style="float: right;">Spark - Renault SRT_01 E</span> </div>							
12	B	1:26.519	29.683	23.402	33.434	102.8	17:27.002	1	A	1:31.562	35.474	22.918	33.170	97.1	1:31.562
13	B	1:26.158	29.691	23.019	33.448	103.2	18:53.160	2	A	1:25.686	29.475	23.148	33.063	103.8	2:57.248
14	B	1:26.146	29.831	22.984	33.331	103.2	20:19.306	3	A	1:25.570	29.449	23.007	33.114	103.9	4:22.818
15	B	1:26.400	29.756	23.186	33.458	102.9	21:45.706	4	A	1:25.500	29.238	23.074	33.188	104.0	5:48.318
16	B	1:26.717	29.796	23.398	33.523	102.5	23:12.423	5	A	1:25.565	29.399	23.148	33.018	103.9	7:13.883
17	A	2:21.503	29.850	23.291	1:28.362	62.8	25:33.926	6	A	1:25.712	29.437	23.092	33.183	103.7	8:39.595
18	A	1:30.069	32.879	23.568	33.622	98.7	27:03.995	7	A	1:25.609	29.418	23.079	33.112	103.9	10:05.204
19	A	1:26.442	29.991	23.114	33.337	102.9	28:30.437	8	A	1:25.744	29.353	23.094	33.297	103.7	11:30.948
20	A	1:25.808	29.669	23.000	33.139	103.6	29:56.245	9	A	1:25.702	29.394	23.127	33.181	103.8	12:56.650
21	A	1:27.019	29.749	23.757	33.513	102.2	31:23.264	10	A	1:26.163	29.442	23.283	33.438	103.2	14:22.813
22	A	1:25.584	29.466	22.970	33.148	103.9	32:48.848	11	A	1:26.353	29.570	23.389	33.394	103.0	15:49.166
23	A	1:25.692	29.570	22.895	33.227	103.8	34:14.540	12	A	1:25.975	29.558	23.129	33.288	103.4	17:15.141
24	A	1:25.637	29.501	22.939	33.197	103.8	35:40.177	13	A	1:25.960	29.506	22.992	33.462	103.4	18:41.101
25	A	1:25.527	29.501	22.893	33.133	104.0	37:05.704	14	A	1:26.301	29.503	23.355	33.443	103.0	20:07.402
26	A	1:25.561	29.431	22.921	33.209	103.9	38:31.265	15	A	1:26.141	29.520	23.358	33.263	103.2	21:33.543
27	A	1:25.358	29.431	22.893	33.034	104.2	39:56.623	16	A	1:26.593	29.803	23.428	33.362	102.7	23:00.136
28	A	1:25.491	29.467	22.768	33.256	104.0	41:22.114	17	B	2:22.625	29.682	23.294	1:29.649	62.3	25:22.761
29	A	1:25.402	29.500	22.816	33.086	104.1	42:47.516	18	B	1:28.620	32.330	23.195	33.095	100.3	26:51.381
30	A	1:25.122	29.351	22.725	33.046	104.5	44:12.638	19	B	1:25.391	29.324	22.992	33.075	104.1	28:16.772
31	A	1:25.317	29.429	22.809	33.079	104.2	45:37.955	20	B	1:25.584	29.481	23.134	33.269	103.9	29:42.356
32	A	1:25.307	29.316	22.789	33.202	104.2	47:03.262	21	B	1:25.739	29.374	23.089	33.276	103.7	31:08.095
33	A	1:25.737	29.491	22.895	33.351	103.7	48:28.999	22	B	1:26.131	29.636	23.244	33.251	103.2	32:34.226
<div style="border: 1px solid black; padding: 5px;"> <b>10</b> <b>Jarno Trulli</b> <span style="float: right;">ITA</span>                      Trulli Formula E Team <span style="float: right;">Spark - Renault SRT_01 E</span> </div>								<div style="border: 1px solid black; padding: 5px;"> <b>18</b> <b>Vitantonio Luzzi</b> <span style="float: right;">ITA</span>                      Trulli Formula E Team <span style="float: right;">Spark - Renault SRT_01 E</span> </div>							
1	A	1:33.708	36.415	23.454	33.839	94.9	1:33.708	1	A	1:36.700	38.663	23.962	34.075	92.0	1:36.700
2	A	1:26.910	29.651	23.425	33.834	102.3	3:00.618	2	A	1:27.005	29.959	23.319	33.727	102.2	3:03.705
3	A	1:26.770	29.777	23.229	33.764	102.5	4:27.388	3	A	1:27.019	29.634	23.459	33.926	102.2	4:30.724
4	A	1:27.016	29.644	23.520	33.852	102.2	5:54.404	4	A	1:26.512	29.598	23.365	33.549	102.8	5:57.236
5	A	1:27.195	29.615	23.666	33.914	102.0	7:21.599	5	A	1:26.545	29.663	23.203	33.679	102.7	7:23.781
6	A	1:27.866	29.719	23.539	34.608	101.2	8:49.465	6	A	1:26.994	29.648	23.349	33.997	102.2	8:50.775
7	A	1:29.923	31.165	23.729	35.029	98.9	10:19.388	7	A	1:27.574	30.116	23.794	33.664	101.5	10:18.349
8	A	1:29.833	29.831	24.903	35.099	99.0	11:49.221	8	A	1:26.492	29.461	23.136	33.895	102.8	11:44.841
9	A	1:30.252	30.851	24.382	35.019	98.5	13:19.473	9	A	1:26.256	29.636	23.178	33.442	103.1	13:11.097
10	A	1:28.048	29.796	23.539	34.713	101.0	14:47.521	10	A	1:26.335	29.659	23.123	33.553	103.0	14:37.432
11	A	1:26.921	29.878	23.291	33.752	102.3	16:14.442	11	A	1:26.345	29.704	23.193	33.448	103.0	16:03.777
12	A	1:26.391	29.565	23.254	33.572	102.9	17:40.833	12	A	1:26.904	29.964	23.264	33.676	102.3	17:30.681
13	A	1:26.869	29.961	23.328	33.580	102.4	19:07.702	13	A	1:26.769	29.666	23.640	33.463	102.5	18:57.450
14	A	1:26.881	29.977	23.259	33.645	102.3	20:34.583	14	A	1:26.665	29.691	23.258	33.716	102.6	20:24.115
15	A	1:27.142	29.961	23.456	33.725	102.0	22:01.725	15	A	1:26.503	29.535	23.365	33.603	102.8	21:50.618
16	B	2:21.102	29.670	23.102	1:28.330	63.0	24:22.827	16	A	1:26.893	29.594	23.789	33.510	102.3	23:17.511
17	B	1:29.510	32.740	23.476	33.294	99.3	25:52.337	17	B	2:25.692	30.998	24.322	1:30.372	61.0	25:43.203
18	B	1:26.979	30.031	23.433	33.515	102.2	27:19.316								
19	B	1:26.428	29.792	23.324	33.312	102.9	28:45.744								
20	B	1:26.784	29.651	23.256	33.877	102.5	30:12.528								
21	B	1:29.485	30.791	24.054	34.640	99.4	31:42.013								
22	B	1:26.879	29.642	23.466	33.771	102.3	33:08.892								
23	B	1:30.397	31.171	23.810	35.416	98.4	34:39.289								
24	B	1:27.808	30.063	23.906	33.839	101.3	36:07.097								
25	B	1:26.936	29.763	23.493	33.680	102.3	37:34.033								
26	B	1:26.359	29.634	23.388	33.337	103.0	39:00.392								
27	B	1:27.108	29.678	23.535	33.895	102.1	40:27.500								
28	B	1:25.744	29.559	23.003	33.182	103.7	41:53.244								
29	B	1:25.675	29.525	22.978	33.172	103.8	43:18.919								
30	B	1:25.648	29.522	22.920	33.206	103.8	44:44.567								



# FIA Formula E Championship

## Round 8 - Berlin ePrix

### Race

### Analysis

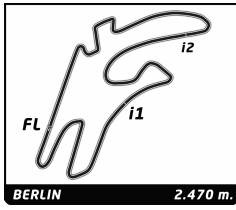
Official Timekeeper TAGHeuer

Lap	C	Time	Sector 1	Sector 2	Sector 3	Kph	Elapsed	Lap	Time	Sector 1	Sector 2	Sector 3	Kph	Elapsed	
18	B	1:32.478	33.994	24.905	33.579	96.2	27:15.681	3	B	1:27.155	29.862	23.468	33.825	102.0	4:29.728
19	B	1:26.125	29.599	23.016	33.510	103.2	28:41.806	4	B	1:26.531	29.606	23.372	33.553	102.8	5:56.259
20	B	1:25.928	29.597	23.096	33.235	103.5	30:07.734	5	B	1:26.509	29.655	23.226	33.628	102.8	7:22.768
21	B	1:25.546	<b>29.234</b>	23.178	<b>33.134</b>	103.9	31:33.280	6	B	1:27.027	29.697	23.282	34.048	102.2	8:49.795
22	B	1:25.845	29.295	23.106	33.444	103.6	32:59.125	7	B	1:26.072	29.834	22.875	33.363	103.3	10:15.867
23	B	1:25.731	29.407	22.977	33.347	103.7	34:24.856	8	B	1:26.413	29.607	23.173	33.633	102.9	11:42.280
24	B	1:25.560	29.339	22.936	33.285	103.9	35:50.416	9	B	1:26.173	29.644	23.052	33.477	103.2	13:08.453
25	B	1:25.851	29.358	23.042	33.451	103.6	37:16.267	10	B	1:26.291	29.696	23.060	33.535	103.0	14:34.744
26	B	1:25.858	29.440	23.135	33.283	103.6	38:42.125	11	B	1:26.483	29.676	23.301	33.506	102.8	16:01.227
27	B	1:25.996	29.579	23.096	33.321	103.4	40:08.121	12	B	1:27.289	29.563	23.329	34.397	101.9	17:28.516
28	B	1:25.763	29.476	22.962	33.325	103.7	41:33.884	13	B	1:26.148	29.596	23.151	33.401	103.2	18:54.664
29	B	1:25.539	29.415	22.877	33.247	104.0	42:59.423	14	B	1:26.333	29.690	23.134	33.509	103.0	20:20.997
30	B	1:25.578	29.352	22.913	33.313	103.9	44:25.001	15	B	1:26.343	29.645	23.212	33.486	103.0	21:47.340
31	B	<b>1:25.517</b>	29.351	22.917	33.249	104.0	45:50.518	16	B	1:27.033	29.902	23.453	33.678	102.2	23:14.373
32	B	1:25.548	29.401	<b>22.857</b>	33.290	103.9	47:16.066	17	A	2:21.824 <b>B</b>	30.187	23.575	1:28.062	62.7	25:36.197
33	B	1:26.136	29.566	22.933	33.637	103.2	48:42.202	18	A	1:28.729	32.664	22.879	<b>33.186</b>	100.2	27:04.926

21 Bruno Senna							BRA
Mahindra Racing Formula E Team							Spark - Renault SRT_01 E
1	B	1:42.992	42.279	24.827	35.886	86.3	1:42.992
2	B	1:28.180	29.868	23.634	34.678	100.8	3:11.172
3	B	1:27.401	30.173	23.392	33.836	101.7	4:38.573
4	B	1:26.904	29.854	23.339	33.711	102.3	6:05.477
5	B	1:26.603	29.531	23.356	33.716	102.7	7:32.080
6	B	1:27.107	29.567	23.594	33.946	102.1	8:59.187
7	B	1:26.640	29.342	23.211	34.087	102.6	10:25.827
8	B	1:28.366	30.166	23.397	34.803	100.6	11:54.193
9	B	1:28.783	30.092	23.656	35.035	100.2	13:22.976
10	B	1:27.465	29.646	23.723	34.096	101.7	14:50.441
11	B	1:27.248	29.714	23.327	34.207	101.9	16:17.689
12	B	1:26.869	29.666	23.435	33.768	102.4	17:44.558
13	B	1:26.959	29.705	23.393	33.861	102.3	19:11.517
14	B	1:26.837	29.463	23.562	33.812	102.4	20:38.354
15	B	1:26.596	29.489	23.378	33.729	102.7	22:04.950
16	B	1:27.665	29.614	23.633	34.418	101.4	23:32.615
17	A	2:22.436 <b>B</b>	29.850	23.371	1:29.215	62.4	25:55.051
18	A	1:28.207	32.544	22.650	<b>33.013</b>	100.8	27:23.258
19	A	1:25.626	29.462	22.810	33.354	103.8	28:48.884
20	A	1:25.421	29.273	<b>22.624</b>	33.524	104.1	30:14.305
21	A	1:26.753	29.673	23.502	33.578	102.5	31:41.058
22	A	1:25.616	29.427	22.822	33.367	103.9	33:06.674
23	A	1:26.600	30.375	22.945	33.280	102.7	34:33.274
24	A	1:26.069	29.642	23.036	33.391	103.3	35:59.343
25	A	1:25.344	29.430	22.806	33.108	104.2	37:24.687
26	A	1:25.507	29.442	22.811	33.254	104.0	38:50.194
27	A	<b>1:25.203</b>	29.300	22.788	33.115	104.4	40:15.397
28	A	1:25.941	29.725	23.004	33.212	103.5	41:41.338
29	A	1:26.118	29.738	22.989	33.391	103.3	43:07.456
30	A	1:25.577	29.292	22.880	33.405	103.9	44:33.033
31	A	1:34.550 <b>B</b>	29.294	22.863	42.393	94.0	46:07.583
32	A	1:39.986	35.890	26.785	37.311	88.9	47:47.569
33	A	1:25.254	<b>29.253</b>	22.863	33.138	104.3	49:12.823

23 Nick Heidfeld							DEU
Venturi Formula E Team							Spark - Renault SRT_01 E
1	B	1:34.956	36.996	24.039	33.921	93.6	1:34.956
2	B	1:27.617	30.098	23.414	34.105	101.5	3:02.573

27 Jean-Eric Vergne							FRA
Andretti Autosport Formula E Team							Spark - Renault SRT_01 E
1	B	1:38.814	39.730	24.395	34.689	90.0	1:38.814
2	B	1:27.347	29.523	23.491	34.333	101.8	3:06.161
3	B	1:27.170	29.741	23.154	34.275	102.0	4:33.331
4	B	1:26.569	29.594	23.221	33.754	102.7	5:59.900
5	B	1:26.675	29.536	23.166	33.973	102.6	7:26.575
6	B	1:26.738	29.668	23.129	33.941	102.5	8:53.313
7	B	1:28.674	30.014	23.530	35.130	100.3	10:21.987
8	B	1:27.667	29.688	23.208	34.771	101.4	11:49.654
9	B	1:26.520	29.810	23.087	33.623	102.8	13:16.174
10	B	1:25.971	29.485	23.108	33.378	103.4	14:42.145
11	B	1:26.524	29.412	23.445	33.667	102.8	16:08.669
12	B	1:27.578	29.693	23.574	34.311	101.5	17:36.247
13	B	1:26.263	29.254	23.255	33.754	103.1	19:02.510
14	B	1:26.513	29.597	23.242	33.674	102.8	20:29.023
15	B	1:26.350	29.479	23.449	33.422	103.0	21:55.373
16	B	1:26.258	29.518	23.283	33.457	103.1	23:21.631
17	A	2:22.379 <b>B</b>	29.440	22.989	1:29.950	62.5	25:44.010
18	A	1:29.866	33.282	23.182	33.402	98.9	27:13.876
19	A	1:27.055	29.500	23.680	33.875	102.1	28:40.931
20	A	1:25.638	29.477	22.828	33.333	103.8	30:06.569
21	A	1:25.178	29.279	22.674	33.225	104.4	31:31.747
22	A	1:25.166	<b>29.140</b>	22.818	33.208	104.4	32:56.913
23	A	1:25.474	29.322	22.909	33.243	104.0	34:22.387



# FIA Formula E Championship

## Round 8 - Berlin ePrix

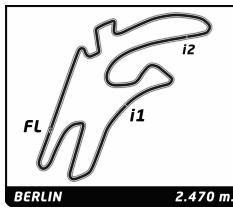
### Race

### Analysis

Official Timekeeper TAG Heuer

Personal Best							Session Best		B Crossing the finish line in pit lane						
Lap	C	Time	Sector 1	Sector 2	Sector 3	Kph	Elapsed	Lap	Time	Sector 1	Sector 2	Sector 3	Kph	Elapsed	
24	A	1:25.863	29.453	22.754	33.656	103.6	35:48.250	9	A	1:26.409	29.678	23.098	33.633	102.9	13:14.347
25	A	1:25.675	29.400	22.867	33.408	103.8	37:13.925	10	A	1:26.581	29.616	23.261	33.704	102.7	14:40.928
26	A	1:25.486	29.253	22.848	33.385	104.0	38:39.411	11	A	1:26.868	29.595	23.343	33.930	102.4	16:07.796
27	A	1:25.733	29.464	22.897	33.372	103.7	40:05.144	12	A	1:26.132	29.590	23.219	33.323	103.2	17:33.928
28	A	1:25.977	29.567	22.906	33.504	103.4	41:31.121	13	A	1:25.847	29.286	23.080	33.481	103.6	18:59.775
29	A	1:25.864	29.392	23.022	33.450	103.6	42:56.985	14	A	1:25.814	29.386	22.932	33.496	103.6	20:25.589
30	A	<b>1:25.063</b>	29.232	<b>22.654</b>	<b>33.177</b>	104.5	44:22.048	15	A	1:26.360	29.514	23.131	33.715	103.0	21:51.949
31	A	1:25.491	29.296	22.797	33.398	104.0	45:47.539	16	B	2:21.283 <b>B</b>	29.479	23.246	1:28.558	62.9	24:13.232
32	A	1:25.435	29.352	22.735	33.348	104.1	47:12.974	17	B	1:29.533	33.317	22.915	33.301	99.3	25:42.765
33	A	1:27.270	29.443	23.277	34.550	101.9	48:40.244	18	B	1:28.170	31.945	23.084	33.141	100.9	27:10.935
<b>28</b> <b>Scott Speed</b> <span style="float:right">USA</span>								19	B	1:25.495	29.324	<b>22.828</b>	33.343	104.0	28:36.430
Andretti Autosport Formula E Team <span style="float:right">Spark - Renault SRT_01 E</span>								20	B	1:25.313	29.268	22.834	33.211	104.2	30:01.743
1	B	1:39.332	40.020	24.743	34.569	89.5	1:39.332	21	B	<b>1:25.138</b>	<b>29.152</b>	22.837	33.149	104.4	31:26.881
2	B	1:28.484	29.963	24.747	33.774	100.5	3:07.816	22	B	1:25.278	29.232	22.882	33.164	104.3	32:52.159
3	B	1:26.565	29.657	23.233	33.675	102.7	4:34.381	23	B	1:25.462	29.247	22.941	33.274	104.0	34:17.621
4	B	1:26.631	29.835	23.246	33.550	102.6	6:01.012	24	B	1:25.540	29.261	22.967	33.312	104.0	35:43.161
5	B	1:26.835	29.789	23.408	33.638	102.4	7:27.847	25	B	1:25.530	29.255	22.994	33.281	104.0	37:08.691
6	B	1:27.991	29.616	23.290	35.085	101.1	8:55.838	26	B	1:25.817	29.346	23.195	33.276	103.6	38:34.508
7	B	1:27.363	29.699	23.254	34.410	101.8	10:23.201	27	B	1:25.425	29.302	22.983	<b>33.140</b>	104.1	39:59.933
8	B	1:29.133	30.505	24.211	34.417	99.8	11:52.334	28	B	1:26.698	29.383	23.403	33.912	102.6	41:26.631
9	B	1:28.992	29.877	23.852	35.263	99.9	13:21.326	29	B	1:25.672	29.269	23.006	33.397	103.8	42:52.303
10	B	1:27.399	29.909	23.273	34.217	101.7	14:48.725	30	B	1:26.440	29.690	23.408	33.342	102.9	44:18.743
11	B	1:26.892	29.778	23.415	33.699	102.3	16:15.617	31	B	1:25.997	29.414	23.120	33.463	103.4	45:44.740
12	B	1:26.493	29.607	23.146	33.740	102.8	17:42.110	32	B	1:26.979	29.880	23.435	33.664	102.2	47:11.719
13	B	1:26.896	29.591	23.622	33.683	102.3	19:09.006	33	B	1:28.182	29.857	23.743	34.582	100.8	48:39.901
14	B	1:26.723	29.784	23.187	33.752	102.5	20:35.729	<b>55</b> <b>Antonio Felix da Costa</b> <span style="float:right">PRT</span>							
15	B	1:27.008	29.803	23.344	33.861	102.2	22:02.737	Amlin Aguri <span style="float:right">Spark - Renault SRT_01 E</span>							
16	B	1:28.061	29.871	24.356	33.834	101.0	23:30.798	1	B	1:40.742	41.678	23.856	35.208	88.3	1:40.742
17	A	2:20.901 <b>B</b>	29.603	23.757	1:27.541	63.1	25:51.699	2	B	1:28.365	29.830	24.344	34.191	100.6	3:09.107
18	A	1:30.100	33.639	23.343	<b>33.118</b>	98.7	27:21.799	3	B	1:26.392	29.559	23.363	33.470	102.9	4:35.499
19	A	1:26.001	29.684	22.859	33.458	103.4	28:47.800	4	B	1:26.590	30.017	23.138	33.435	102.7	6:02.089
20	A	1:26.073	29.563	22.841	33.669	103.3	30:13.873	5	B	1:26.226	29.486	23.174	33.566	103.1	7:28.315
21	A	1:26.358	29.605	23.088	33.665	103.0	31:40.231	6	B	1:27.987	29.604	23.125	35.258	101.1	8:56.302
22	A	1:25.348	29.419	22.797	33.132	104.2	33:05.579	7	B	1:27.160	29.605	23.242	34.313	102.0	10:23.462
23	A	1:26.437	29.480	23.322	33.635	102.9	34:32.016	8	B	1:27.064	29.552	23.653	33.859	102.1	11:50.526
24	A	1:25.841	29.370	23.007	33.464	103.6	35:57.857	9	B	1:28.342	30.060	24.042	34.240	100.7	13:18.868
25	A	1:25.462	29.229	22.944	33.289	104.0	37:23.319	10	B	1:25.691	29.553	22.986	33.152	103.8	14:44.559
26	A	1:25.377	29.356	22.838	33.183	104.1	38:48.696	11	B	1:25.587	29.293	23.028	33.266	103.9	16:10.146
27	A	1:25.464	29.374	<b>22.670</b>	33.420	104.0	40:14.160	12	B	1:26.950	29.813	23.268	33.869	102.3	17:37.096
28	A	1:25.588	29.354	22.825	33.409	103.9	41:39.748	13	B	1:26.393	29.568	23.195	33.630	102.9	19:03.489
29	A	1:25.470	29.313	22.817	33.340	104.0	43:05.218	14	B	1:26.498	29.538	23.145	33.815	102.8	20:29.987
30	A	1:25.687	29.282	22.980	33.425	103.8	44:30.905	15	B	1:26.064	29.505	23.251	33.308	103.3	21:56.051
31	A	<b>1:25.204</b>	29.241	22.672	33.291	104.4	45:56.109	16	B	1:26.084	29.407	23.276	33.401	103.3	23:22.135
32	A	1:25.665	29.261	22.804	33.600	103.8	47:21.774	17	A	2:18.722 <b>B</b>	29.401	23.004	1:26.317	64.1	25:40.857
33	A	1:25.941	<b>29.221</b>	23.130	33.590	103.5	48:47.715	18	A	1:30.703	34.265	23.244	33.194	98.0	27:11.560
<b>30</b> <b>Stéphane Sarrazin</b> <span style="float:right">FRA</span>								19	A	1:25.513	29.266	23.071	33.176	104.0	28:37.073
Venturi Formula E Team <span style="float:right">Spark - Renault SRT_01 E</span>								20	A	1:25.463	29.459	22.932	33.072	104.0	30:02.536
1	A	1:37.691	39.100	24.274	34.317	91.0	1:37.691	21	A	1:25.483	29.158	23.137	33.188	104.0	31:28.019
2	A	1:28.064	29.771	23.756	34.537	101.0	3:05.755	22	A	1:33.741 <b>B</b>	29.267	22.888	41.586	94.9	33:01.760
3	A	1:27.186	29.580	23.306	34.300	102.0	4:32.941	23	A	1:29.040	32.063	23.606	33.371	99.9	34:30.800
4	A	1:26.507	29.656	23.112	33.739	102.8	5:59.448	24	A	1:25.237	29.202	22.840	33.195	104.3	35:56.037
5	A	1:26.753	29.650	23.207	33.896	102.5	7:26.201	25	A	1:25.353	29.261	22.938	33.154	104.2	37:21.390
6	A	1:26.754	29.743	23.101	33.910	102.5	8:52.955	26	A	<b>1:24.758</b>	<b>29.099</b>	<b>22.557</b>	33.102	104.9	38:46.148
7	A	1:28.124	29.887	23.384	34.853	100.9	10:21.079	27	A	1:25.037	29.196	22.657	33.184	104.6	40:11.185
8	A	1:26.859	29.523	23.437	33.899	102.4	11:47.938	28	A	1:25.153	29.195	22.890	<b>33.068</b>	104.4	41:36.338
								29	A	1:24.941	29.192	22.564	33.185	104.7	43:01.279





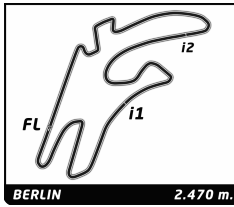
# FIA Formula E Championship

## Round 8 - Berlin ePrix

### Race Analysis

Official Timekeeper **TAGHeuer**

Personal Best							Session Best		B Crossing the finish line in pit lane						
Lap	C	Time	Sector 1	Sector 2	Sector 3	Kph	Elapsed	Lap	Time	Sector 1	Sector 2	Sector 3	Kph	Elapsed	
30	A	1:25.284	29.286	22.622	33.376	104.3	44:26.563	15	B	1:27.142	29.845	23.162	34.135	102.0	22:03.348
31	A	1:25.402	29.370	22.732	33.300	104.1	45:51.965	16	B	1:28.353	29.602	23.964	34.787	100.6	23:31.701
32	A	1:25.211	29.119	22.708	33.384	104.4	47:17.176	17	A	2:18.677	29.721	23.055	1:25.901	64.1	25:50.378
33	A	1:26.187	29.610	22.961	33.616	103.2	48:43.363	18	A	1:30.353	33.545	23.627	<b>33.181</b>	98.4	27:20.731
<b>66 Daniel Abt</b> DEU Audi Sport ABT Formula E Team Spark - Renault SRT_01 E								19	A	1:26.378	<b>29.295</b>	23.014	34.069	102.9	28:47.109
1	A	1:43.324	44.955	23.191	35.178	86.1	1:43.324	20	A	1:34.724	29.708	<b>22.844</b>	42.172	93.9	30:21.833
2	A	1:28.399	29.994	23.627	34.778	100.6	3:11.723	21	A	1:28.361	31.960	23.096	33.305	100.6	31:50.194
3	A	1:27.371	30.035	23.446	33.890	101.8	4:39.094	22	A	<b>1:25.532</b>	29.372	22.892	33.268	104.0	33:15.726
4	A	1:26.932	29.748	23.102	34.082	102.3	6:06.026	23	A	1:25.886	29.460	23.087	33.339	103.5	34:41.612
5	A	1:26.560	29.840	23.001	33.719	102.7	7:32.586	24	A	1:26.144	29.505	22.930	33.709	103.2	36:07.756
6	A	1:27.052	29.627	23.417	34.008	102.1	8:59.638	25	A	1:26.874	29.825	23.169	33.880	102.4	37:34.630
7	A	1:27.050	29.685	23.072	34.293	102.1	10:26.688	26	A	1:26.422	29.630	23.224	33.568	102.9	39:01.052
8	A	1:28.349	29.766	24.150	34.433	100.6	11:55.037	27	A	1:27.040	29.731	23.468	33.841	102.2	40:28.092
9	A	1:28.876	29.952	23.859	35.065	100.0	13:23.913	28	A	1:26.591	29.704	23.424	33.463	102.7	41:54.683
10	A	1:27.515	29.878	23.487	34.150	101.6	14:51.428	29	A	1:27.030	29.717	23.577	33.736	102.2	43:21.713
11	A	1:27.459	29.992	23.535	33.932	101.7	16:18.887	30	A	1:25.606	29.409	22.957	33.240	103.9	44:47.319
12	A	1:26.920	29.813	23.288	33.819	102.3	17:45.807	31	A	1:28.080	29.970	23.554	34.556	101.0	46:15.399
13	A	1:27.156	29.948	23.300	33.908	102.0	19:12.963	32	A	1:27.885	29.998	23.548	34.339	101.2	47:43.284
14	A	1:26.791	29.684	23.154	33.953	102.5	20:39.754	33	A	1:27.439	30.448	23.264	33.727	101.7	49:10.723
15	A	1:26.629	29.931	22.895	33.803	102.6	22:06.383	<b>88 Charles Pic</b> FRA NEXTEV TCR Formula E Team Spark - Renault SRT_01 E							
16	A	1:27.323	29.743	23.284	34.296	101.8	23:33.706	1	B	1:42.000	41.420	25.246	35.334	87.2	1:42.000
17	B	2:22.198	29.938	23.539	1:28.721	62.5	25:55.904	2	B	1:28.408	30.223	23.541	34.644	100.6	3:10.408
18	B	1:28.760	32.682	22.882	33.196	100.2	27:24.664	3	B	1:27.084	30.088	23.361	33.635	102.1	4:37.492
19	B	<b>1:24.909</b>	29.087	<b>22.521</b>	33.301	104.7	28:49.573	4	B	1:26.921	29.723	23.427	33.771	102.3	6:04.413
20	B	1:25.820	29.181	22.932	33.707	103.6	30:15.393	5	B	1:26.794	29.692	23.236	33.866	102.4	7:31.207
21	B	1:27.006	<b>28.993</b>	23.723	34.290	102.2	31:42.399	6	B	1:26.900	29.527	23.212	34.161	102.3	8:58.107
22	B	1:26.790	29.643	23.420	33.727	102.5	33:09.189	7	B	1:27.333	29.885	23.279	34.169	101.8	10:25.440
23	B	1:25.829	29.556	22.866	33.407	103.6	34:35.018	8	B	1:28.240	30.053	23.535	34.652	100.8	11:53.680
24	B	1:25.652	29.344	23.015	33.293	103.8	36:00.670	9	B	1:28.837	30.082	23.732	35.023	100.1	13:22.517
25	B	1:25.387	29.386	22.822	33.179	104.1	37:26.057	10	B	1:27.393	29.743	23.612	34.038	101.7	14:49.910
26	B	1:25.281	29.296	22.860	33.125	104.3	38:51.338	11	B	1:27.364	29.766	23.473	34.125	101.8	16:17.274
27	B	1:26.225	29.288	23.068	33.869	103.1	40:17.563	12	B	1:26.865	29.790	23.299	33.776	102.4	17:44.139
28	B	1:24.987	29.384	22.606	<b>32.997</b>	104.6	41:42.550	13	B	1:26.669	29.639	23.377	33.653	102.6	19:10.808
29	B	1:25.740	29.723	22.824	33.193	103.7	43:08.290	14	B	1:26.523	29.558	23.332	33.633	102.8	20:37.331
30	B	1:25.370	29.379	22.655	33.336	104.2	44:33.660	15	B	1:26.920	29.920	23.353	33.647	102.3	22:04.251
31	B	1:25.549	29.260	22.995	33.294	103.9	45:59.209	16	B	1:27.969	29.854	23.596	34.519	101.1	23:32.220
32	B	1:25.293	29.217	22.920	33.156	104.3	47:24.502	17	B	1:27.642	29.902	23.504	34.236	101.5	24:59.862
33	B	1:25.752	29.480	23.039	33.233	103.7	48:50.254	18	A	2:27.015	30.951	24.645	1:31.419	60.5	27:26.877
<b>77 Salvador Duran</b> MEX Amlin Aguri Spark - Renault SRT_01 E								19	A	1:28.725	32.594	22.984	33.147	100.2	28:55.602
1	B	1:40.253	40.674	24.737	34.842	88.7	1:40.253	20	A	1:25.390	29.360	22.956	33.074	104.1	30:20.992
2	B	1:28.213	29.877	24.373	33.963	100.8	3:08.466	21	A	1:25.148	29.316	22.905	<b>32.927</b>	104.4	31:46.140
3	B	1:26.554	29.625	23.329	33.600	102.7	4:35.020	22	A	1:25.201	29.200	22.930	33.071	104.4	33:11.341
4	B	1:27.905	30.031	23.439	34.435	101.2	6:02.925	23	A	1:26.762	29.350	23.606	33.806	102.5	34:38.103
5	B	1:26.542	29.696	23.404	33.442	102.7	7:29.467	24	A	<b>1:25.100</b>	29.355	<b>22.636</b>	33.109	104.5	36:03.203
6	B	1:27.795	29.386	23.256	35.153	101.3	8:57.262	25	A	1:25.177	29.221	22.782	33.174	104.4	37:28.380
7	B	1:27.235	29.831	23.210	34.194	101.9	10:24.497	26	A	1:25.145	29.177	22.751	33.217	104.4	38:53.525
8	B	1:28.339	30.034	23.642	34.663	100.7	11:52.836	27	A	1:25.143	29.328	22.735	33.080	104.4	40:18.668
9	B	1:28.955	29.849	23.649	35.457	100.0	13:21.791	28	A	1:25.970	29.997	22.745	33.228	103.4	41:44.638
10	B	1:27.327	29.856	23.541	33.930	101.8	14:49.118	29	A	1:25.782	29.322	22.838	33.622	103.7	43:10.420
11	B	1:27.138	29.940	23.303	33.895	102.0	16:16.256	30	A	1:25.396	29.308	22.763	33.325	104.1	44:35.816
12	B	1:26.678	29.860	23.290	33.528	102.6	17:42.934	31	A	1:25.653	29.283	22.737	33.633	103.8	46:01.469
13	B	1:26.500	29.542	23.377	33.581	102.8	19:09.434	32	A	1:25.223	29.372	22.679	33.172	104.3	47:26.692
14	B	1:26.772	30.012	23.353	33.407	102.5	20:36.206	33	A	1:25.365	<b>29.133</b>	22.740	33.492	104.2	48:52.057



# FIA Formula E Championship

## Round 8 - Berlin ePrix

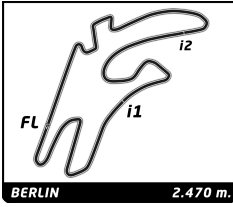
### Race

### Analysis

Official Timekeeper TAGHeuer

■ Personal Best   
 ■ Session Best   
 ■ B Crossing the finish line in pit lane

Lap	C	Time	Sector 1	Sector 2	Sector 3	Kph	Elapsed	Lap	Time	Sector 1	Sector 2	Sector 3	Kph	Elapsed	
<b>99</b>		<b>Nelson Piquet JR</b>						BRA							
		NEXTEV TCR Formula E Team						Spark - Renault SRT_01 E							
1	A	1:38.021	39.386	24.585	34.050	90.7	1:38.021								
2	A	1:27.176	29.528	23.485	34.163	102.0	3:05.197								
3	A	1:27.253	29.735	23.465	34.053	101.9	4:32.450								
4	A	1:26.589	29.777	23.112	33.700	102.7	5:59.039								
5	A	1:26.721	29.749	23.234	33.738	102.5	7:25.760								
6	A	1:26.764	29.692	23.239	33.833	102.5	8:52.524								
7	A	1:28.029	29.753	23.649	34.627	101.0	10:20.553								
8	A	1:26.973	29.558	23.649	33.766	102.2	11:47.526								
9	A	1:26.225	29.648	23.021	33.556	103.1	13:13.751								
10	A	1:26.603	29.688	23.266	33.649	102.7	14:40.354								
11	A	1:27.050	29.656	23.536	33.858	102.1	16:07.404								
12	A	1:28.165	29.737	24.463	33.965	100.9	17:35.569								
13	A	1:26.350	29.420	23.297	33.633	103.0	19:01.919								
14	A	1:26.486	29.599	23.153	33.734	102.8	20:28.405								
15	A	1:26.251	29.457	23.222	33.572	103.1	21:54.656								
16	A	1:26.455	29.585	23.292	33.578	102.9	23:21.111								
17	A	1:28.509	29.473	23.216	35.820	100.5	24:49.620								
18	B	2:21.073 <b>B</b>	29.568	22.631	1:28.874	63.0	27:10.693								
19	B	1:28.296	32.397	22.964	<b>32.935</b>	100.7	28:38.989								
20	B	<b>1:24.435</b>	29.103	<b>22.333</b>	32.999	105.3	30:03.424								
21	B	1:25.983	29.371	23.190	33.422	103.4	31:29.407								
22	B	1:26.139	29.417	23.189	33.533	103.2	32:55.546								
23	B	1:25.024	29.269	22.684	33.071	104.6	34:20.570								
24	B	1:25.243	29.253	22.835	33.155	104.3	35:45.813								
25	B	1:24.935	29.212	22.732	32.991	104.7	37:10.748								
26	B	1:24.800	29.115	22.565	33.120	104.9	38:35.548								
27	B	1:25.126	29.243	22.642	33.241	104.5	40:00.674								
28	B	1:25.376	29.181	22.973	33.222	104.2	41:26.050								
29	B	1:25.251	29.118	22.749	33.384	104.3	42:51.301								
30	B	1:24.706	29.162	22.467	33.077	105.0	44:16.007								
31	B	1:24.543	<b>29.040</b>	22.558	32.945	105.2	45:40.550								
32	B	1:24.856	29.069	22.673	33.114	104.8	47:05.406								
33	B	1:25.135	29.301	22.654	33.180	104.4	48:30.541								

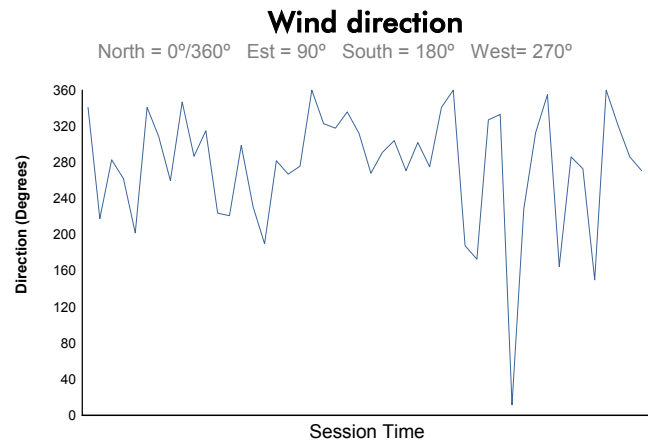
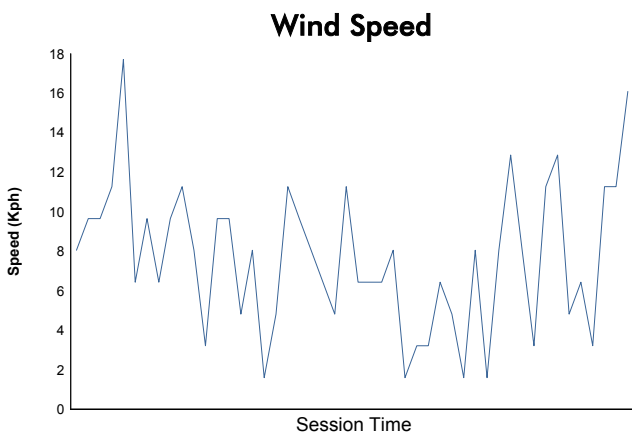
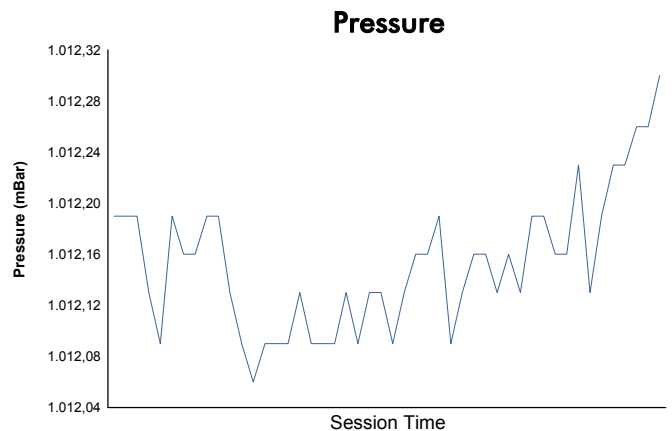
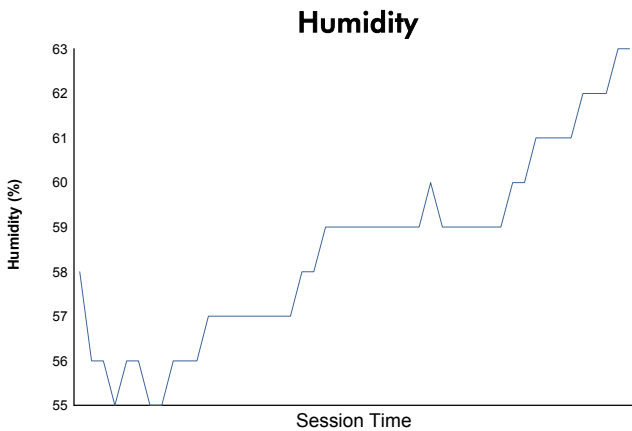
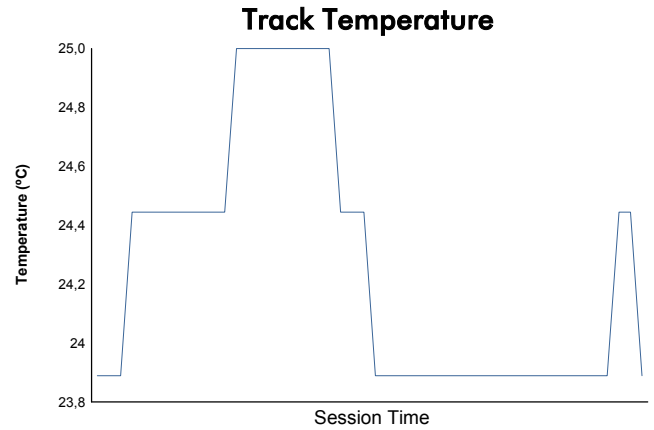
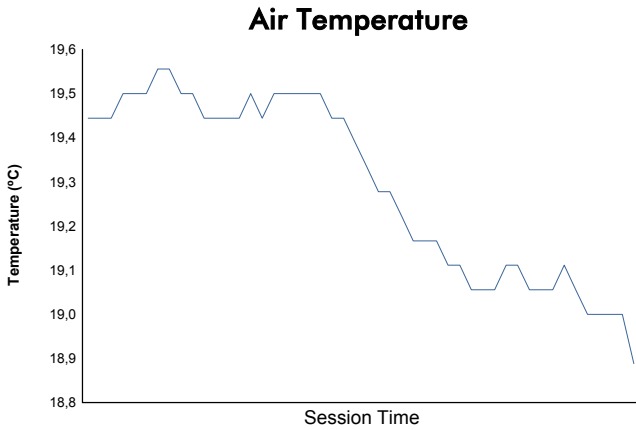


# Round 8 - Berlin ePrix

FIA Formula E Championship  
Race

## Weather Report

Official Timekeeper



Track Status: **DRY**