

Results

**200m Men
Final**
13 JUL 2013 / 18:50

Wind: -0.3 m/s

Rank	Name	Nat	Date of Birth	Lane	Reaction time	Result	
1	ZALEWSKI Karol	POL	7 AUG 1993	3	0.167	20.41	PB
2	TALBOT Daniel	GBR	1 MAY 1991	8	0.201	20.46	
3	MASLÁK Pavel	CZE	21 FEB 1991	4	0.175	20.49	NR
4	GEMILI Adam	GBR	6 OCT 1993	5	0.177	20.51	
5	HORTELANO Bruno	ESP	18 SEP 1991	6	0.160	20.70	
6	KREMENSKI Petar	BUL	14 JAN 1991	7	0.189	20.85	
7	BOLARINWA David	GBR	20 OCT 1993	1	0.153	20.85	
8	JOHN Jeffrey	FRA	6 JUN 1992	2	0.172	21.01	

**1500m Men
Round 1**
13 JUL 2013 / 11:00

Rank	Name	Nat	Date of Birth	Order	Result	
1	HANNES Pieter-Jan	BEL	30 OCT 1992	9	3:42.88	Q
2	BENITZ Timo	GER	1 DEC 1991	2	3:42.92	Q
3	GRICE Charlie	GBR	7 NOV 1993	5	3:42.95	Q
4	IMEDIO Alberto	ESP	24 MAY 1991	3	3:43.10	Q
5	GETAHUN Yimer	ISR	28 JUN 1992	8	3:43.38	q PB
6	ØLSTAD Vegard	NOR	12 SEP 1992	4	3:43.47	q PB
7	DOUMA Richard	NED	17 APR 1993	10	3:43.91	q PB
8	ROBINSON Paul	IRL	24 MAY 1991	9	3:44.73	Q
9	INGEBRIGTSEN Filip	NOR	20 APR 1993	5	3:44.86	Q
10	MOUKRIME Tarik	BEL	3 MAR 1992	7	3:44.87	Q
11	CANTERO Bryan	FRA	28 APR 1991	10	3:44.93	Q
12	ROSZKO Damian	POL	11 NOV 1991	4	3:44.98	q
13	ATES Levent	TUR	20 MAR 1991	6	3:45.25	
14	SPERLICH Martin	GER	28 AUG 1991	11	3:46.22	
15	ROLIM Emanuel	POR	30 JAN 1993	1	3:46.37	
16	MARTINET Antoine	FRA	3 JUL 1992	12	3:46.98	
17	ENGHOLM Elmar	SWE	2 OCT 1992	2	3:47.11	
18	KOTLOWSKI Bartosz	POL	3 SEP 1992	6	3:47.65	
19	POPOV Ivan	BUL	17 JUL 1991	11	3:49.80	
20	INGEBRIGTSEN Henrik	NOR	24 FEB 1991	3	3:50.16	
21	BERTOLOTTI Marco	FIN	30 OCT 1992	12	3:52.09	
22	PAARDEKOOPER Lars	NED	10 AUG 1992	8	3:52.37	
23	MCBREARTY Darren	IRL	8 MAR 1991	1	3:53.20	
	MORETTI Mattia	ITA	16 MAR 1992	7	DNF	

Results

1500m Men

Round 1 Heat 1/2

13 JUL 2013 / 11:00

Rank	Name	Nat	Date of Birth	Order	Result
1	HANNES Pieter-Jan	BEL	30 OCT 1992	9	3:42.88 Q
2	BENITZ Timo	GER	1 DEC 1991	2	3:42.92 Q
3	GRICE Charlie	GBR	7 NOV 1993	5	3:42.95 Q
4	IMEDIO Alberto	ESP	24 MAY 1991	3	3:43.10 Q
5	GETAHUN Yimer	ISR	28 JUN 1992	8	3:43.38 q PB
6	ØLSTAD Vegard	NOR	12 SEP 1992	4	3:43.47 q PB
7	DOUMA Richard	NED	17 APR 1993	10	3:43.91 q PB
8	MARTINET Antoine	FRA	3 JUL 1992	12	3:46.98
9	KOTLOWSKI Bartosz	POL	3 SEP 1992	6	3:47.65
10	POPOV Ivan	BUL	17 JUL 1991	11	3:49.80
11	MCBREARTY Darren	IRL	8 MAR 1991	1	3:53.20
	MORETTI Mattia	ITA	16 MAR 1992	7	DNF

Intermediate times: 400m 59.85 IMEDIO Alberto (ESP)
800m 2:01.82 IMEDIO Alberto (ESP)
1200m 3:01.13 HANNES Pieter-Jan (BEL)

1500m Men

Round 1 Heat 2/2

13 JUL 2013 / 11:10

Rank	Name	Nat	Date of Birth	Order	Result
1	ROBINSON Paul	IRL	24 MAY 1991	9	3:44.73 Q
2	INGEBRIGTSEN Filip	NOR	20 APR 1993	5	3:44.86 Q
3	MOUKRIME Tarik	BEL	3 MAR 1992	7	3:44.87 Q
4	CANTERO Bryan	FRA	28 APR 1991	10	3:44.93 Q
5	ROSZKO Damian	POL	11 NOV 1991	4	3:44.98 q
6	ATES Levent	TUR	20 MAR 1991	6	3:45.25
7	SPERLICH Martin	GER	28 AUG 1991	11	3:46.22
8	ROLIM Emanuel	POR	30 JAN 1993	1	3:46.37
9	ENGHOLM Elmar	SWE	2 OCT 1992	2	3:47.11
10	INGEBRIGTSEN Henrik	NOR	24 FEB 1991	3	3:50.16
11	BERTOLOTTI Marco	FIN	30 OCT 1992	12	3:52.09
12	PAARDEKOOPEL Lars	NED	10 AUG 1992	8	3:52.37

Intermediate times: 400m 1:00.44 CANTERO Bryan (FRA)
800m 2:02.89 CANTERO Bryan (FRA)
1200m 3:01.71 CANTERO Bryan (FRA)

Qualified: First 4 in each heat (Q) and 4 best performers (q) advance to the Final

Results

5000m Men
Final 13 JUL 2013 / 20:10

Rank	Name	Nat	Date of Birth	Order	Result
1	INGEBRIGTSEN Henrik	NOR	24 FEB 1991	2	14:19.39
2	FARRELL Thomas	GBR	23 MAR 1991	1	14:19.94
3	FERNÁNDEZ Aitor	ESP	13 AUG 1991	3	14:20.65
4	SONNENBERG Nico	GER	11 SEP 1991	8	14:21.37
5	CALDWELL Luke	GBR	2 AUG 1991	10	14:23.74
6	STREBKOV Ivan	UKR	28 SEP 1991	11	14:26.55
7	KULKA Szymon	POL	22 JUN 1993	7	14:27.64
8	SOARE Nicolae Alexandru	ROU	25 AUG 1991	15	14:27.68
9	VAN DER WIELEN Jesper	NED	2 AUG 1991	5	14:29.24
10	BARRER Francois	FRA	8 JUN 1993	13	14:34.30
11	NAVARRO Gabriel	ESP	6 AUG 1992	14	14:35.18
12	PINTO Rui	POR	18 NOV 1992	6	14:35.88
13	FONTANA Michele	ITA	13 JUN 1991	16	14:38.25
14	TEKELE Indelau	ISR	24 MAR 1991	9	14:46.24
15	BYRNE Jake	IRL	14 AUG 1992	12	14:53.09
	ULAD Abdi Hakim	DEN	14 JUN 1991	4	DNS

Intermediate times: 1000m 2:52.22 NAVARRO Gabriel (ESP)
 2000m 6:01.92 FERNÁNDEZ Aitor (ESP)
 3000m 9:00.80 NAVARRO Gabriel (ESP)
 4000m 11:49.11 FARRELL Thomas (GBR)

110m Hurdles Men
Final 13 JUL 2013 / 20:40

Wind: -0.4 m/s

Rank	Name	Nat	Date of Birth	Lane	Reaction time	Result
1	KRAUSS Simon	FRA	12 FEB 1992	3	0.165	13.55
2	SMET Koen	NED	9 AUG 1992	6	0.151	13.58
3	TRABER Gregor	GER	2 DEC 1992	5	0.142	13.66
4	VUKICEVIC Vladimir	NOR	6 MAY 1991	2	0.153	13.74
5	GLADMAN James	GBR	3 JUN 1993	1	0.184	13.75
6	DE BORGER Dario	BEL	20 MAR 1992	7	0.116	13.79
7	LINNIK Aliaksandr	BLR	28 JAN 1991	4	0.156	13.82
8	TRAJKOVIC Milan	CYP	17 SEP 1992	8	0.110	14.22

400m Hurdles Men
Final 13 JUL 2013 / 17:20

Rank	Name	Nat	Date of Birth	Lane	Reaction time	Result
1	BEKRIC Emir	SRB	14 MAR 1991	4	0.218	48.76
2	RODGER Sebastian	GBR	29 JUN 1991	5	0.168	49.19
3	MÄGI Rasmus	EST	4 MAY 1992	6	0.146	49.19
4	FLANNERY Niall	GBR	26 APR 1991	3	0.175	49.76
5	BROŽ Michal	CZE	16 JUN 1992	7	0.167	49.78
6	KÖNIGSMARK Varg	GER	28 APR 1992	1	0.233	49.90
7	KJERPESET Øyvind	NOR	12 DEC 1991	2	0.137	50.01
8	BARR Thomas	IRL	24 JUL 1992	8	0.189	50.14

Results

Triple Jump Men
Qualification

13 JUL 2013 / 12:45

Rank	Name	Nat	Date of Birth	Order	Result
1	FYODOROV Aleksey	RUS	25 MAY 1991	2	16.79 Q
2	SAKU BAFUANGA Gaetan	FRA	22 JUL 1991	1	16.72 Q
3	BAMBA Aboubacar	FRA	20 JUN 1991	6	16.34 Q
4	BACIU Alexandru George	ROU	25 FEB 1991	1	16.33 Q SB
5	YURCHENKO Aleksandr	RUS	30 JUL 1992	3	16.24 Q
6	DOCAVO Vicente	ESP	13 FEB 1992	11	16.15 q
7	PRIMAK Artem	RUS	14 JAN 1993	11	16.14 q
8	TORRIJOS Pablo	ESP	12 MAY 1992	5	16.11 q
9	NIASTSIARENKA Maksim	BLR	1 SEP 1992	3	15.89 q
10	LURON Kevin	FRA	8 NOV 1991	8	15.83 q
11	VOLOU Panayiotis	CYP	1 SEP 1991	9	15.80 q
12	GRABER Andreas	SUI	20 MAY 1992	8	15.79 q
13	SYPNIEWSKI Maksym	POL	27 DEC 1991	7	15.72
14	GALAMBOS Tibor	HUN	21 JAN 1991	10	15.69
15	KORNHARDT Marcel	GER	3 AUG 1993	7	15.62
16	LÁSZLÓ Dávid	HUN	25 FEB 1992	5	15.60
17	CAVAZZANI Daniele	ITA	4 DEC 1992	4	15.50
18	BÓFTSIS Pávlos	GRE	17 SEP 1992	4	15.48
19	TRIO Antonino	ITA	4 JUN 1993	9	15.38
20	IBADULLAYEV Murad	AZE	6 APR 1992	6	15.30
21	CACIURIAC Sergiu	ROU	22 APR 1993	2	14.61
	YAACOBBOV Tom	ISR	30 JUN 1992	10	NM

	1	2	3
1	FYODOROV Aleksey	16.79 (+0.3)	
2	SAKU BAFUANGA G	16.72 (-0.2)	
3	BAMBA Aboubacar	15.80 (-0.2)	15.73 (0.0)
4	BACIU A	16.33 (+0.8)	16.34 (+0.5)
5	YURCHENKO A	16.24 (0.0)	
6	DOCAVO Vicente	x (+0.7)	16.15 (+0.4)
7	PRIMAK Artem	15.85 (+0.7)	16.14 (-0.7)
8	TORRIJOS Pablo	16.11 (-0.2)	15.91 (+0.6)
9	NIASTSIARENKA M	15.17 (+0.2)	15.84 (+0.8)
10	LURON Kevin	15.79 (+0.6)	15.83 (-0.1)
11	VOLOU Panayiotis	15.22 (0.0)	15.39 (-0.5)
12	GRABER Andreas	15.46 (+0.5)	15.47 (-0.5)
13	SYPNIEWSKI Maksym	15.21 (0.0)	15.68 (-0.7)
14	GALAMBOS Tibor	15.69 (+0.3)	x (+1.1)
15	KORNHARDT Marcel	15.62 (-0.8)	15.43 (-0.4)
16	LÁSZLÓ Dávid	15.39 (+0.3)	15.60 (+0.3)
17	CAVAZZANI Daniele	15.50 (-0.1)	x (+0.7)
18	BÓFTSIS Pávlos	15.27 (+0.9)	15.48 (0.0)
19	TRIO Antonino	15.38 (+0.9)	13.96 (-0.6)
20	IBADULLAYEV Murad	15.30 (-0.8)	15.26 (-0.4)
21	CACIURIAC Sergiu	x (-0.6)	14.61 (+0.4)
	YAACOBBOV Tom	x (+0.4)	x (-0.1)

Results

Triple Jump Men

Qualification Group A

13 JUL 2013 / 12:45

Rank	Name	Nat	Date of Birth	Order	Result
1	SAKU BAFUANGA Gaetan	FRA	22 JUL 1991	1	16.72 Q
2	YURCHENKO Aleksandr	RUS	30 JUL 1992	3	16.24 Q
3	PRIMAK Artem	RUS	14 JAN 1993	11	16.14 q
4	TORRIJOS Pablo	ESP	12 MAY 1992	5	16.11 q
5	LURON Kevin	FRA	8 NOV 1991	8	15.83 q
6	VOLOU Panayiotis	CYP	1 SEP 1991	9	15.80 q
7	SYPNIEWSKI Maksym	POL	27 DEC 1991	7	15.72
8	GALAMBOS Tibor	HUN	21 JAN 1991	10	15.69
9	CAVAZZANI Daniele	ITA	4 DEC 1992	4	15.50
10	IBADULLAYEV Murad	AZE	6 APR 1992	6	15.30
11	CACIURIAC Sergiu	ROU	22 APR 1993	2	14.61

	1	2	3
1	SAKU BAFUANGA G 16.72 (-0.2)		
2	YURCHENKO A 16.24 (0.0)		
3	PRIMAK Artem 15.85 (+0.7)	16.14 (-0.7)	16.09 (-0.1)
4	TORRIJOS Pablo 16.11 (-0.2)	15.91 (+0.6)	-
5	LURON Kevin 15.79 (+0.6)	15.83 (-0.1)	15.82 (+0.5)
6	VOLOU Panayiotis 15.22 (0.0)	15.39 (-0.5)	15.80 (-0.2)
7	SYPNIEWSKI Maksym 15.21 (0.0)	15.68 (-0.7)	15.72 (+0.5)
8	GALAMBOS Tibor 15.69 (+0.3)	x (+1.1)	x (-0.1)
9	CAVAZZANI Daniele 15.50 (-0.1)	x (+0.7)	x (-0.2)
10	IBADULLAYEV Murad 15.30 (-0.8)	15.26 (-0.4)	15.15 (+1.2)
11	CACIURIAC Sergiu x (-0.6)	14.61 (+0.4)	13.12 (-0.6)

Triple Jump Men

Qualification Group B

13 JUL 2013 / 12:45

Rank	Name	Nat	Date of Birth	Order	Result
1	FYODOROV Aleksey	RUS	25 MAY 1991	2	16.79 Q
2	BAMBA Aboubacar	FRA	20 JUN 1991	6	16.34 Q
3	BACIU Alexandru George	ROU	25 FEB 1991	1	16.33 Q SB
4	DOCAVO Vicente	ESP	13 FEB 1992	11	16.15 q
5	NIASTSIARENKA Maksim	BLR	1 SEP 1992	3	15.89 q
6	GRABER Andreas	SUI	20 MAY 1992	8	15.79 q
7	KORNHARDT Marcel	GER	3 AUG 1993	7	15.62
8	LÁSZLÓ Dávid	HUN	25 FEB 1992	5	15.60
9	BÓFTSIS Pávlos	GRE	17 SEP 1992	4	15.48
10	TRIO Antonino	ITA	4 JUN 1993	9	15.38
	YAACOBOV Tom	ISR	30 JUN 1992	10	NM

	1	2	3
1	FYODOROV Aleksey 16.79 (+0.3)		
2	BAMBA Aboubacar 15.80 (-0.2)	15.73 (0.0)	16.34 (+0.5)
3	BACIU A 16.33 (+0.8)		
4	DOCAVO Vicente x (+0.7)	16.15 (+0.4)	x
5	NIASTSIARENKA M 15.17 (+0.2)	15.84 (+0.8)	15.89 (-1.3)
6	GRABER Andreas 15.46 (+0.5)	15.47 (-0.5)	15.79 (-1.0)
7	KORNHARDT Marcel 15.62 (-0.8)	15.43 (-0.4)	15.39 (+0.6)
8	LÁSZLÓ Dávid 15.39 (+0.3)	15.60 (+0.3)	15.55 (+1.7)
9	BÓFTSIS Pávlos 15.27 (+0.9)	15.48 (0.0)	14.93 (-0.8)
10	TRIO Antonino 15.38 (+0.9)	13.96 (-0.6)	14.95 (-0.1)
	YAACOBOV Tom x (+0.4)	x (-0.1)	x (-0.3)

Qualified: qualifying perf. 16.20 (Q) or 12 best performers (q) advance to the Final

Results

Discus Men
Final 13 JUL 2013 / 19:35


Rank	Name	Nat	Date of Birth	Order	Result
1	GUDŽIUS Andrius	LTU	14 FEB 1991	4	62.40
2	BUTENKO Viktor	RUS	10 MAR 1993	5	62.27
3	FURTULA Danijel	MNE	31 JUL 1992	10	61.61
4	STÄHL Daniel	SWE	27 AUG 1992	12	61.29
5	MILANOV Philip	BEL	6 JUL 1991	2	59.06
6	SALZER Michael	GER	25 OCT 1991	8	58.63
7	WEIBHÄIDINGER Lukas	AUT	20 FEB 1992	3	57.97
8	WROBEL David	GER	13 FEB 1991	9	57.25
9	STIENEN Benedikt	GER	12 JAN 1992	1	57.23
10	DJOUHAN Lolassonn	FRA	18 MAY 1991	7	56.98
11	DUQUEMIN Zane	GBR	23 SEP 1991	11	56.81
12	BÁRTA Marek	CZE	8 DEC 1992	6	54.01

	1	2	3	4	5	6
1	GUDŽIUS Andrius	59.63	62.40	x	57.74	59.84
2	BUTENKO Viktor	60.40	62.27	61.76	61.14	x
3	FURTULA Danijel	60.04	60.32	61.24	58.52	61.07
4	STÄHL Daniel	x	59.51	58.93	x	61.29
5	MILANOV Philip	56.02	57.21	59.06	58.89	58.38
6	SALZER Michael	58.63	x	x	56.01	58.28
7	WEIBHÄIDINGER L	57.32	x	55.22	55.58	x
8	WROBEL David	51.48	57.25	57.18	x	x
9	STIENEN Benedikt	56.59	x	57.23		x
10	DJOUHAN Lolassonn	54.53	56.98	54.50		
11	DUQUEMIN Zane	56.81	x	55.99		
12	BÁRTA Marek	x	54.01	x		

Hammer Men
Final 13 JUL 2013 / 16:00

Rank	Name	Nat	Date of Birth	Order	Result
1	MAKHROSENKA Zakhar	BLR	10 OCT 1991	5	74.63
2	HUDI Ákos	HUN	10 AUG 1991	2	74.09
3	BIGOT Quentin	FRA	1 DEC 1992	12	74.00
4	FALLONI Simone	ITA	26 SEP 1991	9	72.43
5	MARGHIEV Serghei	MDA	7 NOV 1992	4	72.08
6	MCCULLOUGH Conor	IRL	31 JAN 1991	1	71.49
7	KOROTOVSKIY Yevgeniy	RUS	1 JUN 1992	10	69.40
8	POURSANIDIS Alexandros	CYP	23 JAN 1993	6	67.92
9	MILLER Nick	GBR	1 MAY 1993	3	66.64
10	ROGOWSKI Arkadiusz	POL	30 MAR 1993	8	66.12
11	TÖREKY Balázs	HUN	30 JUN 1993	7	65.70
12	KRUŽLIAK Tomáš	SVK	9 FEB 1992	11	64.29

	1	2	3	4	5	6
1	MAKHROSENKA Zakhar	x	66.06	69.29	74.23	74.63
2	HUDI Ákos	71.49	73.42	71.69	71.57	74.06
3	BIGOT Quentin	68.65	x	74.00	71.83	73.71
4	FALLONI Simone	71.36	67.27	71.78	70.15	72.43
5	MARGHIEV Serghei	71.29	72.08	69.75	71.07	71.87
6	MCCULLOUGH Conor	69.67	x	71.49	71.41	67.59
7	KOROTOVSKIY Y	4.68	x	69.40	68.03	x
8	POURSANIDIS A	60.86	65.95	67.92	67.00	63.45
9	MILLER Nick	61.82	64.64	66.64		64.22
10	ROGOWSKI Arkadiusz	63.77	x	66.12		
11	TÖREKY Balázs	63.90	59.86	65.70		
12	KRUŽLIAK Tomáš	64.29	x	64.02		

INTERNET Service: www.european-athletics.org
Timing, Measurement & Data Service by  OMEGA


printed at WED 17 JUL 2013 13:41

Page 6 of 26

Results

4x400m Relay Men
Round 1
13 JUL 2013 / 12:00

Rank	Nat	Nation	Lane	Result
1	ITA	Italy	3	3:06.98 Q
		1 - INCANTALUPO Vito (11 MAR 1993) 3 - LORENZI Marco (20 JUN 1993)	2 - VALENTINI Lorenzo (13 APR 1991) 4 - TRICCA Michele (26 APR 1993)	
2	BEL	Belgium	5	3:07.09 Q
		1 - THIJS Seppe (1992) 3 - VANHAEREN Stef (15 JAN 1992)	2 - LINS Sébastien (7 MAY 1992) 4 - BORLÉE Dylan (1992)	
3	GER	Germany	4	3:07.21 Q
		1 - KLEEMANN Philipp (25 APR 1991) 3 - REHBEIN Jannik (22 JUN 1993)	2 - WIESEND Benedikt (4 JUN 1991) 4 - GOROL Stefan (22 DEC 1991)	
4	ESP	Spain	8	3:07.23 q
		1 - ALCARAZ Bertrán (22 JAN 1992) 3 - GARCÍA Samuel (4 DEC 1991)	2 - GARCÍA Juan Manuel (3 JAN 1991) 4 - ESTÉVEZ Alejandro (21 JAN 1992)	
5	NED	Netherlands	2	3:07.27 q
		1 - WIELART Jürgen (17 JAN 1992) 3 - ARTS Jesper (2 APR 1992)	2 - KUPERS Thijmen (4 OCT 1991) 4 - PETERS Bram (6 FEB 1992)	
6	IRL	Ireland	6	3:07.71
		1 - KERVICK Dara (5 JUN 1991) 3 - MORRISSEY Richard (11 JAN 1991)	2 - HARVEY Jason (9 AUG 1991) 4 - ENGLISH Mark (18 MAR 1993)	
7	RUS	Russia	4	3:09.33 Q
		1 - RYZHOV Kirill (30 JAN 1991) 3 - NESMASHNYI Denis (8 MAR 1992)	2 - KIBAKIN Yegor (17 APR 1992) 4 - VAZHOV Artem (16 FEB 1991)	
8	UKR	Ukraine	6	3:10.14 Q
		1 - BUTRYM Vitaliy (10 JAN 1991) 3 - SINYANSKYI A (4 FEB 1991)	2 - BYBYK Taras (27 MAR 1992) 4 - BEZPAMYATNYI D (1 SEP 1993)	
9	CZE	Czech Republic	3	3:11.60 Q
		1 - DESENSKÝ Michal (1 MAR 1993) 3 - BURIAN Miroslav (9 AUG 1992)	2 - ŠORM Patrik (21 NOV 1993) 4 - NEMECEK Daniel (11 AUG 1991)	
10	ROU	Romania	2000 7	3:12.72
		1 - GLISCA M (21 OCT 1993) 3 - BANEASU T (7 FEB 1993)	2 - PURCEA Florin (11 DEC 1991) 4 - VATAMANU Sorin (11 JUN 1993)	
11	ISR	Israel	2000 5	3:16.27
		1 - AVIV Dayan (31 MAY 1992) 3 - AMIT Cohen (1 MAR 1991)	2 - SZEGED Maor (15 FEB 1993) 4 - COHEN Hai (8 AUG 1992)	
12	GEO	Georgia	2000 7	3:19.58
		1 - MARUKASHVILI I (21 SEP 1993) 3 - KHORAVA Bachana (15 MAR 1993)	2 - ZHVANIA Denis (7 APR 1991) 4 - KARTAVTSEV Nika (13 JUN 1992)	
	NOR	Norway	2	DNF
		1 - KÅSHAGEN Carl Emil (9 FEB 1991) 3 - STØLE Marius Bakke (6 JUN 1993)	2 - ROTH Thomas (11 FEB 1991) 4 - FLORVAAG Per Magne (21 FEB 1993)	

INTERNET Service: www.european-athletics.org
Timing, Measurement & Data Service by  OMEGA

printed at WED 17 JUL 2013 13:41

Page 7 of 26

Results

4x400m Relay Men

Round 1 Heat 1/2

13 JUL 2013 / 12:00

Rank	Nat	Nation	Lane	Reaction time	Result
1	RUS	Russia	4	0.211	3:09.33 Q
1 - RYZHOV Kirill (30 JAN 1991) 2 - KIBAKIN Yegor (17 APR 1992) 3 - NESMASHNYI Denis (8 MAR 1992) 4 - VAZHOV Artem (16 FEB 1991)					
2	UKR	Ukraine	6	0.170	3:10.14 Q
1 - BUTRYM Vitaliy (10 JAN 1991) 2 - BYBYK Taras (27 MAR 1992) 3 - SINYANSKY A (4 FEB 1991) 4 - BEZPAMYATNY D (1 SEP 1993)					
3	CZE	Czech Republic	3	0.217	3:11.60 Q
1 - DESENSKÝ Michal (1 MAR 1993) 2 - ŠORM Patrik (21 NOV 1993) 3 - BURIAN Miroslav (9 AUG 1992) 4 - NEMECEK Daniel (11 AUG 1991)					
4	ISR	Israel	2000	0.188	3:16.27
1 - AVIV Dayan (31 MAY 1992) 2 - SZEGED Maor (15 FEB 1993) 3 - AMIT Cohen (1 MAR 1991) 4 - COHEN Hai (8 AUG 1992)					
5	GEO	Georgia	2000	0.216	3:19.58
1 - MARUKASHVILI I (21 SEP 1993) 2 - ZHVANIA Denis (7 APR 1991) 3 - KHORAVA Bachana (15 MAR 1993) 4 - KARTAVTSEV Nika (13 JUN 1992)					
	NOR	Norway		0.193	DNF
1 - KÅSHAGEN Carl Emil (9 FEB 1991) 2 - ROTH Thomas (11 FEB 1991) 3 - STØLE Marius Bakke (6 JUN 1993) 4 - FLORVAAG Per Magne (21 FEB 1993)					

4x400m Relay Men


Round 1 Heat 2/2

13 JUL 2013 / 12:10

Rank	Nat	Nation	Lane	Reaction time	Result
1	ITA	Italy	3	0.156	3:06.98 Q
1 - INCANTALUPO Vito (11 MAR 1993) 2 - VALENTINI Lorenzo (13 APR 1991) 3 - LORENZI Marco (20 JUN 1993) 4 - TRICCA Michele (26 APR 1993)					
2	BEL	Belgium	5	0.188	3:07.09 Q
1 - THIJS Seppe (1992) 2 - LINS Sébastien (7 MAY 1992) 3 - VANHAEREN Stef (15 JAN 1992) 4 - BORLÉE Dylan (1992)					
3	GER	Germany	4	0.188	3:07.21 Q
1 - KLEEMANN Philipp (25 APR 1991) 2 - WIESEND Benedikt (4 JUN 1991) 3 - REHBEIN Jannik (22 JUN 1993) 4 - GOROL Stefan (22 DEC 1991)					
4	ESP	Spain	8	0.251	3:07.23 q
1 - ALCARAZ Bertrán (22 JAN 1992) 2 - GARCÍA Juan Manuel (3 JAN 1991) 3 - GARCÍA Samuel (4 DEC 1991) 4 - ESTÉVEZ Alejandro (21 JAN 1992)					
5	NED	Netherlands	2	0.205	3:07.27 q
1 - WIELART Jürgen (17 JAN 1992) 2 - KUPERS Thijmen (4 OCT 1991) 3 - ARTS Jesper (2 APR 1992) 4 - PETERS Bram (6 FEB 1992)					
6	IRL	Ireland	6	0.196	3:07.71
1 - KERVICK Dara (5 JUN 1991) 2 - HARVEY Jason (9 AUG 1991) 3 - MORRISSEY Richard (11 JAN 1991) 4 - ENGLISH Mark (18 MAR 1993)					
7	ROU	Romania	2000	0.186	3:12.72
1 - GLISCA M (21 OCT 1993) 2 - PURCEA Florin (11 DEC 1991) 3 - BANEASU T (7 FEB 1993) 4 - VATAMANU Sorin (11 JUN 1993)					

Qualified: First 3 in each heat (Q) and 2 best performers (q) advance to the Final

INTERNET Service: www.european-athletics.org

Timing, Measurement & Data Service by  OMEGA

printed at WED 17 JUL 2013 13:41

Page 8 of 26

Results

200m Women

Final

13 JUL 2013 / 18:40

Wind: -0.5 m/s

Rank	Name	Nat	Date of Birth	Lane	Reaction time	Result	
1	WILLIAMS Jodie	GBR	28 SEP 1993	4	0.156	22.92	SB
2	GUION FIRMIN Lenora	FRA	7 AUG 1991	8	0.175	22.96	PB
3	HOOPER Gloria	ITA	3 MAR 1992	5	0.204	23.24	
4	NELSON Ashleigh	GBR	20 FEB 1991	3	0.182	23.25	PB
5	KAMBUNDJI Mujinga	SUI	17 JUN 1992	1	0.151	23.46	SB
6	STROHOVA Nataliya	UKR	26 DEC 1992	2	0.190	23.51	
7	GALAIS Jennifer	FRA	7 MAR 1992	7	0.170	23.56	
	WILLIAMS Bianca	GBR	18 DEC 1993	6	0.200	DNF	

400m Women

Final

13 JUL 2013 / 17:35

Rank	Name	Nat	Date of Birth	Lane	Reaction time	Result	
1	GUION FIRMIN Lenora	FRA	7 AUG 1991	3	0.159	51.68	PB
2	LAVRIC Mirela	ROU	17 FEB 1991	5	0.176	52.06	PB
3	SWIETY Justyna	POL	3 DEC 1992	6	0.183	52.22	PB
4	HOLUB Malgorzata	POL	30 OCT 1992	4	0.180	52.28	PB
5	PASTOR Adelina Dorina	ROU	5 MAY 1993	7	0.199	52.44	PB
6	GHAFOOR Madiea	NED	9 SEP 1992	1	0.204	52.52	
7	YURENIA Yuliya	BLR	27 MAY 1992	2	0.179	52.66	PB
8	DE WITTE Lisanne	NED	10 SEP 1992	8	0.187	53.97	

1500m Women

Round 1

13 JUL 2013 / 10:40

Rank	Name	Nat	Date of Birth	Order	Result	
1	HARRER Corinna	GER	19 JAN 1991	6	4:11.85	Q
2	SHCHAGINA Anna	RUS	7 DEC 1991	8	4:12.82	Q
3	TERZIC Amela	SRB	2 APR 1993	2	4:14.64	Q
4	KOSTER Maureen	NED	3 JUL 1992	3	4:15.00	Q
5	MUIR Laura	GBR	9 MAY 1993	5	4:15.19	Q
6	DOAGA Ioana	ROU	5 APR 1992	4	4:15.21	Q SB
7	BOBOCEA Claudia	ROU	11 JUN 1992	3	4:15.84	Q PB
8	KARABULUT Elif	TUR	8 AUG 1991	2	4:15.89	Q PB
9	MALANOVA Ayvika	RUS	28 NOV 1992	7	4:15.91	q
10	VIOLA Giulia	ITA	24 APR 1991	11	4:16.17	q
11	HALASA Monika	POL	5 APR 1992	9	4:17.26	q PB
12	JUAN Cristina	ESP	6 JUL 1992	8	4:17.62	q PB
13	MEZULIÁNIKOVÁ Diana	CZE	10 APR 1992	1	4:18.24	PB
14	KUTAH Yuliya	UKR	18 AUG 1991	9	4:19.23	
15	PÉREZ Marta	ESP	19 APR 1993	10	4:19.74	PB
16	BARR Kajsa	SWE	16 APR 1992	10	4:20.05	PB
17	FERNÁNDEZ Blanca	ESP	1 APR 1992	12	4:20.71	
18	SCHLÄPFER Andrina	SUI	5 MAY 1993	5	4:21.72	
19	DÓLEK Esin Bahar	TUR	30 SEP 1993	11	4:22.30	PB
20	LØVNES Ingeborg	NOR	5 SEP 1992	7	4:24.02	
21	KOZHEDUB Kseniya	RUS	11 AUG 1992	6	4:24.33	
22	VANGANSBEKE Zenobie	BEL	4 NOV 1992	4	4:27.41	
23	USTIAN Gaiane	GEO	30 NOV 1991	1	4:45.18	

Results

1500m Women

Round 1 Heat 1/2

13 JUL 2013 / 10:40

Rank	Name	Nat	Date of Birth	Order	Result
1	HARRER Corinna	GER	19 JAN 1991	6	4:11.85 Q
2	SHCHAGINA Anna	RUS	7 DEC 1991	8	4:12.82 Q
3	TERZIC Amela	SRB	2 APR 1993	2	4:14.64 Q
4	BOBOCEA Claudia	ROU	11 JUN 1992	3	4:15.84 Q PB
5	MALANOVA Ayvika	RUS	28 NOV 1992	7	4:15.91 q
6	HALASA Monika	POL	5 APR 1992	9	4:17.26 q PB
7	BARR Kajsa	SWE	16 APR 1992	10	4:20.05 PB
8	FERNÁNDEZ Blanca	ESP	1 APR 1992	12	4:20.71
9	SCHLÄPFER Andrina	SUI	5 MAY 1993	5	4:21.72
10	DÖLEK Esin Bahar	TUR	30 SEP 1993	11	4:22.30 PB
11	VANGANSBEKE Zenobie	BEL	4 NOV 1992	4	4:27.41
12	USTIAN Gaiane	GEO	30 NOV 1991	1	4:45.18

Intermediate times: 400m 1:06.79 BARR Kajsa (SWE)
800m 2:17.58 HARRER Corinna (GER)
1200m 3:23.10 HARRER Corinna (GER)

1500m Women

Round 1 Heat 2/2

13 JUL 2013 / 10:50

Rank	Name	Nat	Date of Birth	Order	Result
1	KOSTER Maureen	NED	3 JUL 1992	3	4:15.00 Q
2	MUIR Laura	GBR	9 MAY 1993	5	4:15.19 Q
3	DOAGA Ioana	ROU	5 APR 1992	4	4:15.21 Q SB
4	KARABULUT Elif	TUR	8 AUG 1991	2	4:15.89 Q PB
5	VIOLA Giulia	ITA	24 APR 1991	11	4:16.17 q
6	JUAN Cristina	ESP	6 JUL 1992	8	4:17.62 q PB
7	MEZULIÁNIKOVÁ Diana	CZE	10 APR 1992	1	4:18.24 PB
8	KUTAH Yuliya	UKR	18 AUG 1991	9	4:19.23
9	PÉREZ Marta	ESP	19 APR 1993	10	4:19.74 PB
10	LØVNES Ingeborg	NOR	5 SEP 1992	7	4:24.02
11	KOZHEDUB Kseniya	RUS	11 AUG 1992	6	4:24.33

Intermediate times: 400m 1:09.42 KOSTER Maureen (NED)
800m 2:20.79 KARABULUT Elif (TUR)
1200m 3:26.84 KOSTER Maureen (NED)

Qualified: First 4 in each heat (Q) and 4 best performers (q) advance to the Final


3000m Steeplechase Women

Final

13 JUL 2013 / 18:10

Rank	Name	Nat	Date of Birth	Order	Result
1	KRAUSE Gesa-Felicitas	GER	3 AUG 1992	1	9:38.91 CUR
2	SOKOLENKO Yekaterina	RUS	13 SEP 1992	3	9:49.34
3	BUKINA Evdokiya	RUS	10 FEB 1993	8	10:03.41
4	BORGLUND Maria	SWE	12 NOV 1991	5	10:13.02
5	CHEVILLARD Cécile	FRA	6 APR 1992	7	10:21.82
6	LÖVDAHL Sofie	FIN	16 MAY 1993	4	10:21.91 PB
7	RICHARDSSON Camilla	FIN	14 SEP 1993	11	10:24.69
8	FORMAZ Cléa	SUI	18 SEP 1992	12	10:27.76
9	RANTANEN Viivi	FIN	19 OCT 1993	2	10:34.81
10	PUZAKOVA Anastasiya	BLR	12 DEC 1993	10	10:38.89
11	GALLEIN Sofie	BEL	7 AUG 1992	6	10:40.08
	KOÍNI Athiná	GRE	17 DEC 1992	9	DNF

INTERNET Service: www.european-athletics.org

Timing, Measurement & Data Service by  OMEGA

printed at WED 17 JUL 2013 13:41

Page 10 of 26

Results

Final (cont.)

Intermediate times: 1000m 3:12.56 KRAUSE Gesa-Felicitas (GER)
2000m 6:27.88 KRAUSE Gesa-Felicitas (GER)

100m Hurdles Women

Round 1 13 JUL 2013 / 19:10

Rank	Name	Nat	Date of Birth	Lane	Result
1	PEDERSEN Isabelle	NOR	27 JAN 1992	4	13.08 Q
2	NEZIRI Nooralotta	FIN	9 NOV 1992	3	13.27 Q
3	BHEBHE Urszula	POL	27 FEB 1992	5	13.31 Q PB
4	KOLECZEK Karolina	POL	15 JAN 1993	5	13.43 Q
5	PLETSCH Jenna	GER	11 SEP 1991	7	13.46 Q SB
6	LONCAREK Ivana	CRO	8 APR 1991	6	13.50 Q
7	HARALA Lotta	FIN	26 MAR 1992	8	13.52 q PB
8	BLESKINA Ekaterina	RUS	29 JAN 1993	3	13.52 q
9	WILLIAMS Suzanne	NED	7 OCT 1993	1	13.54 PB
10	VITAL Eva	POR	8 JUL 1992	7	13.55
11	PESIRIDOU Elisavet	GRE	12 FEB 1992	6	13.59 PB
12	NESTERIUC Anamaria	ROU	29 NOV 1993	2	13.61 PB
13	SOTÁKOVÁ Jana	CZE	25 APR 1993	2	13.66
14	AALTVEDT Kine	NOR	30 AUG 1991	8	13.72
15	JAKOB Elodie	SUI	8 OCT 1993	1	13.79
16	ZUIN Silvia	ITA	3 SEP 1992	4	13.98

100m Hurdles Women

Round 1 Heat 1/2 13 JUL 2013 / 19:10

Wind: +0.3 m/s

Rank	Name	Nat	Date of Birth	Lane	Reaction time	Result
1	NEZIRI Nooralotta	FIN	9 NOV 1992	3	0.150	13.27 Q
2	KOLECZEK Karolina	POL	15 JAN 1993	5	0.165	13.43 Q
3	PLETSCH Jenna	GER	11 SEP 1991	7	0.161	13.46 Q SB
4	WILLIAMS Suzanne	NED	7 OCT 1993	1	0.171	13.54 PB
5	PESIRIDOU Elisavet	GRE	12 FEB 1992	6	0.122	13.59 PB
6	SOTÁKOVÁ Jana	CZE	25 APR 1993	2	0.165	13.66
7	AALTVEDT Kine	NOR	30 AUG 1991	8	0.166	13.72
8	ZUIN Silvia	ITA	3 SEP 1992	4	0.138	13.98

100m Hurdles Women


Round 1 Heat 2/2 13 JUL 2013 / 19:18

Wind: +0.1 m/s

Rank	Name	Nat	Date of Birth	Lane	Reaction time	Result
1	PEDERSEN Isabelle	NOR	27 JAN 1992	4	0.164	13.08 Q
2	BHEBHE Urszula	POL	27 FEB 1992	5	0.137	13.31 Q PB
3	LONCAREK Ivana	CRO	8 APR 1991	6	0.159	13.50 Q
4	HARALA Lotta	FIN	26 MAR 1992	8	0.184	13.52 q PB
5	BLESKINA Ekaterina	RUS	29 JAN 1993	3	0.168	13.52 q
6	VITAL Eva	POR	8 JUL 1992	7	0.167	13.55
7	NESTERIUC Anamaria	ROU	29 NOV 1993	2	0.155	13.61 PB
8	JAKOB Elodie	SUI	8 OCT 1993	1	0.179	13.79

Qualified: First 3 in each heat (Q) and 2 best performers (q) advance to the Final

INTERNET Service: www.european-athletics.org

Timing, Measurement & Data Service by  OMEGA

printed at WED 17 JUL 2013 13:41

Page 11 of 26

Results

100m Hurdles Women

Final 13 JUL 2013 / 20:50

Wind: -0.1 m/s

Rank	Name	Nat	Date of Birth	Lane	Reaction time	Result	
1	PEDERSEN Isabelle	NOR	27 JAN 1992	5	0.184	13.12	
2	KOLECZEK Karolina	POL	15 JAN 1993	4	0.140	13.30	
3	NEZIRI Nooralotta	FIN	9 NOV 1992	3	0.117	13.39	
4	BHEBHE Urszula	POL	27 FEB 1992	6	0.139	13.42	
5	PLETSCH Jenna	GER	11 SEP 1991	7	0.138	13.44	SB
6	BLESKINA Ekaterina	RUS	29 JAN 1993	1	0.153	13.48	SB
7	LONCAREK Ivana	CRO	8 APR 1991	8	0.154	13.66	
8	HARALA Lotta	FIN	26 MAR 1992	2	0.153	13.76	

400m Hurdles Women

Final 13 JUL 2013 / 17:10

Rank	Name	Nat	Date of Birth	Lane	Reaction time	Result	
1	RUDAKOVA Vera	RUS	20 MAR 1992	4	0.272	55.92	PB
2	BAAK Bianca	NED	25 JAN 1992	5	0.235	56.75	PB
3	LEBID Anastasiya	UKR	30 OCT 1993	6	0.294	56.92	
4	CHABOUDEZ Aurelie	FRA	9 MAY 1993	3	0.211	57.13	
5	BANACH Joanna	POL	28 AUG 1992	2	0.223	57.27	PB
6	ZUREK Klaudia	POL	22 SEP 1991	8	0.194	58.24	
7	HOGREBE Frederike	GER	19 FEB 1991	1	0.243	58.52	
8	KARCZMARCZYK Agnieszka	POL	27 APR 1993	7	0.200	58.55	


High Jump Women

Final 13 JUL 2013 / 18:45

Rank	Name	Nat	Date of Birth	Order	Result	
1	TROST Alessia	ITA	8 MAR 1993	13	1.98	=CUR
2	PALŠYTE Airine	LTU	13 JUL 1992	8	1.92	=SB
3	KRASNOKUTSKAYA Oksana	RUS	24 SEP 1993	1	1.90	=PB
4	POOLEY Isobel	GBR	21 DEC 1992	10	1.90	=PB
5	HOLLMANN Nele	GER	18 OCT 1992	11	1.87	PB
6	HAAS Eleriin	EST	4 JUL 1992	3	1.87	SB
7	VAN HESSCHE Hanne	BEL	5 JUL 1991	7	1.87	=PB
8	VITOBELLO Chiara	ITA	21 OCT 1991	9	1.87	SB
9	ANDREEVA Anastasiya	RUS	11 JAN 1992	5	1.84	
10	NOORMAN Sietske	NED	16 JUL 1991	6	1.84	=SB
11	BAHDANOVICH Valeryia	BLR	1 MAY 1992	2	1.80	
11	BOROWSKA Agnieszka	POL	21 OCT 1991	4	1.80	
11	RONKAINEN Senni	FIN	23 AUG 1993	12	1.80	=SB

	1.71	1.76	1.80	1.84	1.87	1.90	1.92	1.94	1.96	1.98
1	TROST Alessia	-	o	o	o	o	xxo	o	o	xxo
2	PALŠYTE Airine	o	o	o	o	o	o	xx-	x	
3	KRASNOKUTSKAYA O	o	o	xo	xo	o	xxx			
4	POOLEY Isobel	-	o	o	o	xo	xxo	xxx		
5	HOLLMANN Nele	o	o	o	o	o	xxx			
6	HAAS Eleriin	-	o	o	o	xo	xxx			
7	VAN HESSCHE Hanne	o	o	xo	o	xo	xxx			
8	VITOBELLO Chiara	o	o	o	o	xxo	xxx			
9	ANDREEVA A	-	o	o	o	xxx				
10	NOORMAN Sietske	o	o	o	xo	xxx				
11	BAHDANOVICH V	-	o	o	xxx					
11	BOROWSKA Agnieszka	o	o	o	xxx					
11	RONKAINEN Senni	o	o	o	xxx					

INTERNET Service: www.european-athletics.org

Timing, Measurement & Data Service by  OMEGA

printed at WED 17 JUL 2013 13:41

Page 12 of 26

Results

Pole Vault Women

Final 13 JUL 2013 / 16:30

Rank	Name	Nat	Date of Birth	Order	Result
1	ZHUK-KRASNOVA Angelina	RUS	7 FEB 1991	11	4.70 CUR
2	SIDOROVA Anzhelika	RUS	28 JUN 1991	8	4.60 PB
3	BENGTSSON Angelica	SWE	8 JUL 1993	3	4.55 SB
4	KRAFT Joana	GER	27 JUL 1991	5	4.40 =PB
5	FIACK Marion	FRA	13 OCT 1992	9	4.30
6	YERYOMINA Lyudmila	RUS	8 AUG 1991	2	4.25
7	FELZMANN Anna	GER	18 JAN 1992	10	4.25
8	LAZZARI Alessandra	ITA	4 MAY 1991	7	4.25 PB
9	BYRES Katie	GBR	11 SEP 1993	1	4.15
10	GRÜNBERG Kira	AUT	13 AUG 1993	12	4.15
11	MORYSKOVÁ Aneta	CZE	19 SEP 1992	4	4.05
12	HAARKLAU Katrine	NOR	21 FEB 1991	6	4.05

	3.95	4.05	4.15	4.25	4.30	4.35	4.40	4.45	4.50	4.55	4.60	4.65	4.70
1 ZHUK-KRASNOVA A	-	-	-	o	-	-	o	-	o	o	xo	o	o
2 SIDOROVA Anzhelika	-	-	-	-	o	-	o	-	xo	xo	o	xxx	
3 BENGTSSON Angelica	-	-	xo	-	o	-	xo	xxo	o	xo	xxx		
4 KRAFT Joana	-	-	o	o	o	xxo	o	xxx					
5 FIACK Marion	-	o	o	o	xxo	-	xx-	x					
6 YERYOMINA Lyudmila	-	o	o	o	-	xxx							
7 FELZMANN Anna	xxo	o	xxo	xo	xxx								
8 LAZZARI Alessandra	xo	-	xo	xxo	xxx								
9 BYRES Katie	-	o	o	xxx									
10 GRÜNBERG Kira	o	xo	xo	xxx									
11 MORYSKOVÁ Aneta	o	o	xxx										
12 HAARKLAU Katrine	-	xo	xxx										

Long Jump Women

Qualification 13 JUL 2013 / 10:25

Rank	Name	Nat	Date of Birth	Order	Result
1	SCHIPPERS Dafne	NED	15 JUN 1992	7	6.49 Q SB
2	ROTARU Alina	ROU	5 JUN 1993	5	6.39 q
3	MALKUS Lena	GER	6 AUG 1993	9	6.34 q
4	UGEN Lorraine	GBR	22 AUG 1991	4	6.32 q
5	HRYSHUTYNA Krystyna	UKR	21 MAR 1992	6	6.17 q
6	DERKACH Daryia	ITA	27 MAR 1993	4	6.15 q
7	SCHMELCZ Fanni	HUN	19 APR 1992	8	6.05 q
8	YURCHENKO Polina	RUS	20 AUG 1993	3	6.03 q
9	PALEZZA Giada	ITA	21 APR 1993	8	6.03 q
10	TVERDOHLIB Marharyta	UKR	2 JUN 1991	1	6.02 q
11	MAGS Shaina Anthony	POR	11 APR 1992	5	5.99 q
12	KRAUSHOFER Marina	AUT	28 MAR 1991	2	5.97 q
13	MÄKINEN Emmi	FIN	29 MAY 1993	6	5.88
14	GOGOLADZE Maiko	GEO	9 SEP 1991	2	5.81
15	MICHNEA Georgiana	ROU	16 AUG 1992	3	5.70
16	VISIBELLI Anna	ITA	1 JAN 1993	7	5.67
17	ADAY Pinar	TUR	7 OCT 1993	1	5.61

Results

Qualification (cont.)

Qualification		1	2	3
1	SCHIPPERS Dafne	6.49 (0.0)		
2	ROTARU Alina	6.32 (-0.3)	x (+0.4)	6.39 (-0.1)
3	MALKUS Lena	6.29 (0.0)	6.34 (0.0)	6.02 (0.0)
4	UGEN Lorraine	x (0.0)	6.32 (0.0)	6.05 (0.0)
5	HRYSHTYNA K	6.17 (0.0)	6.12 (0.0)	x (0.0)
6	DERKACH Daryia	6.15 (-0.6)	6.11 (-0.4)	-
7	SCHMELCZ Fanni	x (+0.4)	6.05 (+0.5)	6.02 (+0.4)
8	YURCHENKO Polina	5.85 (-0.1)	6.00 (-0.4)	6.03 (-0.7)
9	PALEZZA Giada	5.90 (0.0)	6.03 (0.0)	5.82 (0.0)
10	TVERDOHLIB M	5.94 (0.0)	5.73 (0.0)	6.02 (-0.2)
11	MAGS S	5.77 (0.0)	5.83 (0.0)	5.99 (0.0)
12	KRAUSHOFER Marina	x (0.0)	5.97 (0.0)	5.75 (0.0)
13	MÄKINEN Emmi	5.70 (-0.6)	5.88 (-0.1)	5.86 (+0.6)
14	GOGOLADZE Maiko	5.59 (-0.5)	5.81 (-0.9)	5.75 (-1.2)
15	MICHNEA Georgiana	x (0.0)	5.40 (0.0)	5.70 (0.0)
16	VISIBELLI Anna	5.67 (+0.1)	x (+0.2)	5.52 (-0.7)
17	ADAY Pinar	4.24 (0.0)	5.61 (0.0)	x (0.0)

Long Jump Women
Qualification Group A
13 JUL 2013 / 10:25

Rank	Name	Nat	Date of Birth	Order	Result
1	ROTARU Alina	ROU	5 JUN 1993	5	6.39 q
2	DERKACH Daryia	ITA	27 MAR 1993	4	6.15 q
3	SCHMELCZ Fanni	HUN	19 APR 1992	8	6.05 q
4	YURCHENKO Polina	RUS	20 AUG 1993	3	6.03 q
5	TVERDOHLIB Marharyta	UKR	2 JUN 1991	1	6.02 q
6	MÄKINEN Emmi	FIN	29 MAY 1993	6	5.88
7	GOGOLADZE Maiko	GEO	9 SEP 1991	2	5.81
8	VISIBELLI Anna	ITA	1 JAN 1993	7	5.67

	1	2	3	
1	ROTARU Alina	6.32 (-0.3)	x (+0.4)	6.39 (-0.1)
2	DERKACH Daryia	6.15 (-0.6)	6.11 (-0.4)	-
3	SCHMELCZ Fanni	x (+0.4)	6.05 (+0.5)	6.02 (+0.4)
4	YURCHENKO Polina	5.85 (-0.1)	6.00 (-0.4)	6.03 (-0.7)
5	TVERDOHLIB M	5.94 (0.0)	5.73 (0.0)	6.02 (-0.2)
6	MÄKINEN Emmi	5.70 (-0.6)	5.88 (-0.1)	5.86 (+0.6)
7	GOGOLADZE Maiko	5.59 (-0.5)	5.81 (-0.9)	5.75 (-1.2)
8	VISIBELLI Anna	5.67 (+0.1)	x (+0.2)	5.52 (-0.7)


Long Jump Women
Qualification Group B
13 JUL 2013 / 10:25

Rank	Name	Nat	Date of Birth	Order	Result
1	SCHIPPERS Dafne	NED	15 JUN 1992	7	6.49 Q SB
2	MALKUS Lena	GER	6 AUG 1993	9	6.34 q
3	UGEN Lorraine	GBR	22 AUG 1991	4	6.32 q
4	HRYSHTYNA Krystyna	UKR	21 MAR 1992	6	6.17 q
5	PALEZZA Giada	ITA	21 APR 1993	8	6.03 q
6	MAGS Shaina Anthony	POR	11 APR 1992	5	5.99 q
7	KRAUSHOFER Marina	AUT	28 MAR 1991	2	5.97 q
8	MICHNEA Georgiana	ROU	16 AUG 1992	3	5.70
9	ADAY Pinar	TUR	7 OCT 1993	1	5.61

	1	2	3	
1	SCHIPPERS Dafne	6.49 (0.0)		
2	MALKUS Lena	6.29 (0.0)	6.34 (0.0)	6.02 (0.0)
3	UGEN Lorraine	x (0.0)	6.32 (0.0)	6.05 (0.0)
4	HRYSHTYNA K	6.17 (0.0)	6.12 (0.0)	x (0.0)
5	PALEZZA Giada	5.90 (0.0)	6.03 (0.0)	5.82 (0.0)
6	MAGS S	5.77 (0.0)	5.83 (0.0)	5.99 (0.0)
7	KRAUSHOFER Marina	x (0.0)	5.97 (0.0)	5.75 (0.0)
8	MICHNEA Georgiana	x (0.0)	5.40 (0.0)	5.70 (0.0)
9	ADAY Pinar	4.24 (0.0)	5.61 (0.0)	x (0.0)

Qualified: qualifying perf. 6.45 (Q) or 12 best performers (q) advance to the Final

INTERNET Service: www.european-athletics.org

Timing, Measurement & Data Service by  OMEGA

printed at WED 17 JUL 2013 13:41

Page 14 of 26

Results

**Discus Women
Qualification**

13 JUL 2013 / 12:30

Rank	Name	Nat	Date of Birth	Order	Result	
1	RÜH Anna	GER	17 JUN 1993	10	60.79	Q
2	CRAFT Shanice	GER	15 MAY 1993	1	57.38	Q
3	ANAGNOSTOPOÚLOU Hristína	GRE	27 AUG 1991	7	54.74	Q
4	KUBELOVÁ Jitka	CZE	2 OCT 1991	6	54.70	Q
5	RODRIGUES Irina	POR	5 FEB 1991	11	54.58	Q
6	PUDENZ Kristin	GER	9 FEB 1993	2	53.77	q
7	SCHMIDT Heidi	SWE	13 NOV 1993	8	53.16	q
8	PRZYBYLSKA Andzelika	POL	14 OCT 1992	3	53.07	q
9	MARCHETTI Ilaria	ITA	24 JUN 1991	5	52.38	q
10	VÁRADI Krisztina	HUN	21 OCT 1993	10	52.25	q PB
11	NUGTER Corinne	NED	28 MAR 1992	1	51.60	q
12	LADA Androniki	CYP	19 APR 1991	8	51.53	q
13	WIBERG Julia	SWE	5 JUN 1992	6	50.52	
14	FITZGERALD Claire	IRL	12 SEP 1991	4	49.93	
15	KURYLO Yuliya	UKR	3 JUL 1991	7	49.62	
16	GEREWU Haja	ESP	10 APR 1991	11	48.91	SB
17	KLOCHKO Viktoriya	UKR	2 SEP 1992	3	48.68	
18	TÖLLASSON Kätlin	EST	4 JUN 1993	9	46.96	
19	FREDRIKSEN Solveig	NOR	16 DEC 1992	12	46.48	
20	MIKELSONE Inga	LAT	17 MAR 1991	5	45.36	
21	CATOUILLART Lucie	FRA	21 OCT 1991	9	45.09	
22	CAPOFERRI Natalina	ITA	6 NOV 1992	2	43.61	
	MUCHKAEV Anastasia	ISR	18 JUL 1991	4	DNS	

	1	2	3
1	RÜH Anna	60.79	
2	CRAFT Shanice	57.38	
3	ANAGNOSTOPOÚLOU H	54.74	
4	KUBELOVÁ Jitka	52.16	52.80 54.70
5	RODRIGUES Irina	54.58	
6	PUDENZ Kristin	x	53.77 x
7	SCHMIDT Heidi	48.51	x 53.16
8	PRZYBYLSKA A	51.96	53.07 52.04
9	MARCHETTI Ilaria	52.38	x 50.68
10	VÁRADI Krisztina	48.05	50.12 52.25
11	NUGTER Corinne	47.87	51.60 49.92
12	LADA Androniki	50.77	49.10 51.53
13	WIBERG Julia	50.42	x 50.52
14	FITZGERALD Claire	49.93	x 46.89
15	KURYLO Yuliya	x	49.62 49.24
16	GEREWU Haja	x	45.98 48.91
17	KLOCHKO Viktoriya	x	48.37 48.68
18	TÖLLASSON Kätlin	46.96	45.46 x
19	FREDRIKSEN Solveig	46.48	45.93 x
20	MIKELSONE Inga	45.36	x 45.29
21	CATOUILLART Lucie	7.66	7.30 45.09
22	CAPOFERRI Natalina	43.61	x
	MUCHKAEV A		

Results

Discus Women
Qualification Group A
13 JUL 2013 / 12:30

Rank	Name	Nat	Date of Birth	Order	Result
1	CRAFT Shanice	GER	15 MAY 1993	1	57.38 Q
2	RODRIGUES Irina	POR	5 FEB 1991	11	54.58 Q
3	PRZYBYLSKA Andzelika	POL	14 OCT 1992	3	53.07 q
4	VÁRADI Krisztina	HUN	21 OCT 1993	10	52.25 q PB
5	LADA Androniki	CYP	19 APR 1991	8	51.53 q
6	WIBERG Julia	SWE	5 JUN 1992	6	50.52
7	FITZGERALD Claire	IRL	12 SEP 1991	4	49.93
8	KURYLO Yuliya	UKR	3 JUL 1991	7	49.62
9	FREDRIKSEN Solveig	NOR	16 DEC 1992	12	46.48
10	MIKELSONE Inga	LAT	17 MAR 1991	5	45.36
11	CATOULLART Lucie	FRA	21 OCT 1991	9	45.09
12	CAPOFERRI Natalina	ITA	6 NOV 1992	2	43.61

	1	2	3
1	CRAFT Shanice	57.38	
2	RODRIGUES Irina	54.58	
3	PRZYBYLSKA A	51.96	53.07
4	VÁRADI Krisztina	48.05	50.12
5	LADA Androniki	50.77	49.10
6	WIBERG Julia	50.42	x
7	FITZGERALD Claire	49.93	x
8	KURYLO Yuliya	x	49.62
9	FREDRIKSEN Solveig	46.48	45.93
10	MIKELSONE Inga	45.36	x
11	CATOULLART Lucie	7.66	7.30
12	CAPOFERRI Natalina	43.61	x


Discus Women
Qualification Group B
13 JUL 2013 / 13:40

Rank	Name	Nat	Date of Birth	Order	Result
1	RÜH Anna	GER	17 JUN 1993	10	60.79 Q
2	ANAGNOSTOPOÚLOU Hristina	GRE	27 AUG 1991	7	54.74 Q
3	KUBELOVÁ Jitka	CZE	2 OCT 1991	6	54.70 Q
4	PUDENZ Kristin	GER	9 FEB 1993	2	53.77 q
5	SCHMIDT Heidi	SWE	13 NOV 1993	8	53.16 q
6	MARCHETTI Ilaria	ITA	24 JUN 1991	5	52.38 q
7	NUGTER Corinne	NED	28 MAR 1992	1	51.60 q
8	GEREWU Haja	ESP	10 APR 1991	11	48.91 SB
9	KLOCHKO Viktoriya	UKR	2 SEP 1992	3	48.68
10	TÖLLASSON Kätlin	EST	4 JUN 1993	9	46.96
	MUCHKAEV Anastasia	ISR	18 JUL 1991	4	DNS

	1	2	3
1	RÜH Anna	60.79	
2	ANAGNOSTOPOÚLOU H	54.74	
3	KUBELOVÁ Jitka	52.16	52.80
4	PUDENZ Kristin	x	53.77
5	SCHMIDT Heidi	48.51	x
6	MARCHETTI Ilaria	52.38	x
7	NUGTER Corinne	47.87	51.60
8	GEREWU Haja	x	45.98
9	KLOCHKO Viktoriya	x	48.37
10	TÖLLASSON Kätlin	46.96	45.46
	MUCHKAEV A		

Qualified: qualifying perf. 54.00 (Q) or 12 best performers (q) advance to the Final

INTERNET Service: www.european-athletics.org

Timing, Measurement & Data Service by  **OMEGA**

printed at WED 17 JUL 2013 13:41

Page 16 of 26

Results

Hammer Women

Final 13 JUL 2013 / 17:40

Rank	Name	Nat	Date of Birth	Order	Result	
1	HITCHON Sophie	GBR	11 JUL 1991	2	70.72	
2	ŠPILER Barbara	SLO	2 JAN 1992	3	69.69	
3	SEDYKH Alexia	FRA	13 SEP 1993	5	66.67	
4	FERTIG Fruzsina	HUN	2 SEP 1993	10	66.28	
5	TSAREVA Yelizaveta	RUS	15 MAR 1993	11	66.23	
6	NAVAHRODSKAYA Alena	BLR	11 MAY 1993	1	66.10	SB
7	LARSSON Eleni	SWE	4 APR 1993	8	64.88	
8	MAGNI Elisa	ITA	22 JUN 1991	6	62.96	PB
9	PENTTILÄ Jenni	FIN	9 MAR 1991	7	62.01	
10	MASSOBRIO Francesca	ITA	9 JUL 1993	9	61.43	
11	STALA Dagmara	POL	9 DEC 1991	4	60.52	
12	LAZAR FAZEKAS Bianca Monica	ROU	24 FEB 1993	12	58.42	


	1	2	3	4	5	6	
1	HITCHON Sophie	68.12	68.80	x	x	5.25	70.72
2	ŠPILER Barbara	67.43	64.96	68.98	69.69	68.30	x
3	SEDYKH Alexia	65.24	x	65.99	64.09	66.67	66.18
4	FERTIG Fruzsina	66.01	x	x	63.82	60.24	66.28
5	TSAREVA Yelizaveta	65.39	63.80	64.38	x	63.83	66.23
6	NAVAHRODSKAYA A	4.76	x	63.89	65.39	66.10	65.06
7	LARSSON Eleni	64.88	62.39	58.97	58.55	62.62	61.86
8	MAGNI Elisa	59.66	59.70	62.96	x	x	61.07
9	PENTTILÄ Jenni	61.54	62.01	61.40			
10	MASSOBRIO F	59.66	61.43	59.58			
11	STALA Dagmara	x	60.52	x			
12	LAZAR FAZEKAS B	x	57.12	58.42			

Results

Javelin Women
Qualification
13 JUL 2013 / 10:00

Rank	Name	Nat	Date of Birth	Order	Result
1	MUZE Lina	LAT	4 DEC 1992	13	57.04 Q
2	MAYER Sarah	GER	20 MAY 1991	10	56.39 Q
3	HABINA Hanna	UKR	26 OCT 1992	12	54.71 q
4	KANGAS Jenni	FIN	3 JUL 1992	14	54.66 q
5	PARADA Lidia	ESP	11 JUN 1993	8	54.52 q PB
6	GRIVA Gundega	LAT	7 APR 1991	4	54.35 q
7	UTRIAINEN Sanni	FIN	5 FEB 1991	1	54.03 q
8	PYYKKINEN Piia	FIN	2 APR 1991	3	53.61 q
9	JEMAI Sara	ITA	12 APR 1992	6	53.54 q
10	OTTO Nina	DEN	22 JUN 1992	6	53.14 q PB
11	SCHWARZ Desirée	GER	24 APR 1992	2	52.69 q
12	VUCENOVIC Marija	SRB	3 APR 1993	5	52.52 q
13	JEFFS Izzy	GBR	3 FEB 1992	1	51.88
14	DERUN Kateryna	UKR	24 SEP 1993	4	51.53
15	KAKOL Marta	POL	25 FEB 1992	11	51.49
16	ANGHELESCU Nicoleta Madalina	ROU	13 JAN 1992	12	49.86
17	BOLDYSZ Karolina	POL	21 APR 1993	13	49.49
18	ORMAY Anikó	HUN	22 JAN 1991	7	49.29
19	ELFGAARD Matilda	SWE	11 JUN 1992	9	49.13
20	SILVA Elisabete	POR	25 APR 1992	7	48.71
21	ŠEDIVÁ Irena	CZE	19 JAN 1992	11	48.58
22	BOLLE Andrea Enerstad	NOR	8 MAR 1992	5	48.31
23	TREIEL Linda	EST	8 MAY 1991	10	47.27
24	ANDREJSKOVA Petra	CZE	25 JUN 1992	3	46.23
25	KUPSTYTE Giedre	LTU	9 MAR 1992	8	46.14
26	SAKIR Berivan	TUR	22 SEP 1993	9	44.58
	KHALADOVICH Tatsiana	BLR	21 JUN 1991	2	NM

	1	2	3
1	MUZE Lina	57.04	
2	MAYER Sarah	56.39	
3	HABINA Hanna	48.66	x
4	KANGAS Jenni	54.14	54.66
5	PARADA Lidia	54.52	52.35
6	GRIVA Gundega	54.35	-
7	UTRIAINEN Sanni	46.73	x
8	PYYKKINEN Piia	46.52	50.78
9	JEMAI Sara	47.68	53.54
10	OTTO Nina	53.14	x
11	SCHWARZ Desirée	52.69	x
12	VUCENOVIC Marija	52.52	x
13	JEFFS Izzy	49.52	51.52
14	DERUN Kateryna	x	51.53
15	KAKOL Marta	45.99	50.38
16	ANGHELESCU N	49.86	49.78
17	BOLDYSZ Karolina	47.38	49.49
18	ORMAY Anikó	49.29	47.04
19	ELFGAARD Matilda	x	x
20	SILVA Elisabete	47.30	48.71
21	ŠEDIVÁ Irena	x	48.58
22	BOLLE A	43.65	44.41
23	TREIEL Linda	46.39	44.66
24	ANDREJSKOVA Petra	45.00	46.23
25	KUPSTYTE Giedre	40.98	46.14
26	SAKIR Berivan	42.90	43.50
	KHALADOVICH T	x	x

INTERNET Service: www.european-athletics.org
Timing, Measurement & Data Service by  OMEGA

printed at WED 17 JUL 2013 13:41

Page 18 of 26

Results

Javelin Women

Qualification Group A

13 JUL 2013 / 10:00

Rank	Name	Nat	Date of Birth	Order	Result
1	MUZE Lina	LAT	4 DEC 1992	13	57.04 Q
2	MAYER Sarah	GER	20 MAY 1991	10	56.39 Q
3	KANGAS Jenni	FIN	3 JUL 1992	14	54.66 q
4	UTRIAINEN Sanni	FIN	5 FEB 1991	1	54.03 q
5	OTTO Nina	DEN	22 JUN 1992	6	53.14 q PB
6	DERUN Kateryna	UKR	24 SEP 1993	4	51.53
7	KAKOL Marta	POL	25 FEB 1992	11	51.49
8	ANGHELESCU Nicoleta Madalina	ROU	13 JAN 1992	12	49.86
9	SILVA Elisabete	POR	25 APR 1992	7	48.71
10	BOLLE Andrea Enerstad	NOR	8 MAR 1992	5	48.31
11	ANDREJSKOVA Petra	CZE	25 JUN 1992	3	46.23
12	KUPSTYTE Giedre	LTU	9 MAR 1992	8	46.14
13	SAKIR Berivan	TUR	22 SEP 1993	9	44.58
	KHALADOVICH Tatsiana	BLR	21 JUN 1991	2	NM

	1	2	3
1	MUZE Lina 57.04		
2	MAYER Sarah 56.39		
3	KANGAS Jenni 54.14	54.66	-
4	UTRIAINEN Sanni 46.73	x	54.03
5	OTTO Nina 53.14	x	x
6	DERUN Kateryna x	51.53	50.44
7	KAKOL Marta 45.99	50.38	51.49
8	ANGHELESCU N 49.86	49.78	49.63
9	SILVA Elisabete 47.30	48.71	47.63
10	BOLLE A 43.65	44.41	48.31
11	ANDREJSKOVA Petra 45.00	46.23	44.10
12	KUPSTYTE Giedre 40.98	46.14	40.62
13	SAKIR Berivan 42.90	43.50	44.58
	KHALADOVICH T x	x	x

Javelin Women

Qualification Group B

13 JUL 2013 / 11:10

Rank	Name	Nat	Date of Birth	Order	Result
1	HABINA Hanna	UKR	26 OCT 1992	12	54.71 q
2	PARADA Lidia	ESP	11 JUN 1993	8	54.52 q PB
3	GRIVA Gundega	LAT	7 APR 1991	4	54.35 q
4	PYYKKINEN Piia	FIN	2 APR 1991	3	53.61 q
5	JEMAI Sara	ITA	12 APR 1992	6	53.54 q
6	SCHWARZ Desirée	GER	24 APR 1992	2	52.69 q
7	VUCENOVIC Marija	SRB	3 APR 1993	5	52.52 q
8	JEFFS Izzy	GBR	3 FEB 1992	1	51.88
9	BOLDYSZ Karolina	POL	21 APR 1993	13	49.49
10	ORMAY Anikó	HUN	22 JAN 1991	7	49.29
11	ELFGAARD Matilda	SWE	11 JUN 1992	9	49.13
12	ŠEDIVÁ Irena	CZE	19 JAN 1992	11	48.58
13	TREIEL Linda	EST	8 MAY 1991	10	47.27

Results

Qualification Group B (cont.)

Qualification Group B		1	2	3
1	HABINA Hanna	48.66	x	54.71
2	PARADA Lidia	54.52	52.35	-
3	GRIVA Gundega	54.35	-	-
4	PYYKKINEN Piia	46.52	50.78	53.61
5	JEMAI Sara	47.68	53.54	49.42
6	SCHWARZ Desirée	52.69	x	49.76
7	VUCENOVIC Marija	52.52	x	x
8	JEFFS Izzy	49.52	51.52	51.88
9	BOLDYSZ Karolina	47.38	49.49	49.43
10	ORMAY Anikó	49.29	47.04	46.72
11	ELFGAARD Matilda	x	x	49.13
12	ŠEDIVÁ Irena	x	48.58	44.30
13	TREIEL Linda	46.39	44.66	47.27

Qualified: qualifying perf. 55.50 (Q) or 12 best performers (q) advance to the Final

Heptathlon

200m 13 JUL 2013 / 19:40

Rank	Name	Nat	Date of Birth	Lane	Result	Points
1	JOHNSON-TH. Katarina	GBR	9 JAN 1993	3	23.45	1034 PB
2	BIESENBACH Kira	GER	7 OCT 1992	5	23.72	1008
3	VETTER Anouk	NED	4 FEB 1993	4	24.40	943 PB
4	SCHÄFER Carolin	GER	5 DEC 1991	2	24.40	943 SB
5	MAYER Tanja	SUI	2 JUL 1993	6	24.57	927 SB
6	DADIC Ivona	AUT	29 DEC 1993	6	24.63	921
7	ARTEIL Laura	FRA	9 OCT 1993	3	24.77	908 PB
7	LINELL Lisa	SWE	30 APR 1991	8	24.77	908 PB
9	KRIZSÁN Xénia	HUN	13 JAN 1993	8	25.22	867 PB
10	MOKHNYUK Anastasiya	UKR	1 JAN 1991	7	25.27	862 PB
11	MBAYE Rokhaya	FRA	12 MAR 1992	7	25.36	854
12	JACMAIRE Sandra	FRA	4 JAN 1991	4	25.43	848 PB
13	ZOPHONÍASDÓTTIR Sv.	ISL	27 APR 1992	6	25.68	825 PB
14	ZELTNER Michelle	SUI	22 DEC 1991	3	25.73	821 SB
15	BIESENBACH Alina	GER	27 APR 1992	4	26.12	787 SB
15	GUNNLAUGSDÓTTIR María R.	ISL	19 FEB 1993	2	26.12	787
17	GALERTOVÁ Alena	CZE	18 AUG 1992	5	26.30	771
18	CVITANOVIC Lucija	CRO	17 SEP 1991	5	26.43	760 SB
19	SÄILY Tiina	FIN	9 JUN 1992	7	26.83	726 SB

Heptathlon

200m - Heat 1/3

13 JUL 2013 / 19:40

Wind: +0.2 m/s

Rank	Name	Nat	Date of Birth	Lane	Reaction time	Result	Points
1	DADIC Ivona	AUT	29 DEC 1993	6	0.233	24.63	921
2	ZELTNER Michelle	SUI	22 DEC 1991	3	0.177	25.73	821 SB
3	BIESENBACH Alina	GER	27 APR 1992	4	0.208	26.12	787 SB
4	CVITANOVIC Lucija	CRO	17 SEP 1991	5	0.161	26.43	760 SB
5	SÄILY Tiina	FIN	9 JUN 1992	7	0.217	26.83	726 SB

Results

Heptathlon

200m - Heat 2/3

13 JUL 2013 / 19:48

Wind: -0.7 m/s

Rank	Name	Nat	Date of Birth	Lane	Reaction time	Result	Points
1	ARTEIL Laura	FRA	9 OCT 1993	3	0.178	24.77	908 PB
2	KRIZSÁN Xénia	HUN	13 JAN 1993	8	0.202	25.22	867 PB
3	MOKHNYUK Anastasiya	UKR	1 JAN 1991	7	0.170	25.27	862 PB
4	JACMAIRE Sandra	FRA	4 JAN 1991	4	0.206	25.43	848 PB
5	ZOPHONÍASDÓTTIR Sv.	ISL	27 APR 1992	6	0.167	25.68	825 PB
6	GUNNLAUGSDÓTTIR María R.	ISL	19 FEB 1993	2	0.163	26.12	787
7	GALERTOVIÁ Alena	CZE	18 AUG 1992	5	0.182	26.30	771

Heptathlon

200m - Heat 3/3

13 JUL 2013 / 19:56

Wind: 0.0 m/s

Rank	Name	Nat	Date of Birth	Lane	Reaction time	Result	Points
1	JOHNSON-TH. Katarina	GBR	9 JAN 1993	3	0.168	23.45	1034 PB
2	BIESENBACH Kira	GER	7 OCT 1992	5	0.149	23.72	1008
3	VETTER Anouk	NED	4 FEB 1993	4	0.173	24.40	943 PB
4	SCHÄFER Carolin	GER	5 DEC 1991	2	0.153	24.40	943 SB
5	MAYER Tanja	SUI	2 JUL 1993	6	0.151	24.57	927 SB
6	LINELL Lisa	SWE	30 APR 1991	8	0.179	24.77	908 PB
7	MBAYE Rokhaya	FRA	12 MAR 1992	7	0.192	25.36	854

Heptathlon

100m Hurdles

13 JUL 2013 / 10:10

Rank	Name	Nat	Date of Birth	Lane	Result	Points
1	JOHNSON-TH. Katarina	GBR	9 JAN 1993	7	13.48	1053 =PB
2	MOKHNYUK Anastasiya	UKR	1 JAN 1991	8	13.51	1049
3	SCHÄFER Carolin	GER	5 DEC 1991	4	13.69	1023
4	KRIZSÁN Xénia	HUN	13 JAN 1993	3	13.76	1013 PB
5	BIESENBACH Kira	GER	7 OCT 1992	5	13.78	1010
6	LINELL Lisa	SWE	30 APR 1991	3	13.97	983 PB
7	VETTER Anouk	NED	4 FEB 1993	2	13.99	980
8	JACMAIRE Sandra	FRA	4 JAN 1991	6	14.00	978 PB
9	MBAYE Rokhaya	FRA	12 MAR 1992	6	14.05	971
10	MAYER Tanja	SUI	2 JUL 1993	5	14.35	929 SB
11	ZELTNER Michelle	SUI	22 DEC 1991	4	14.38	925 SB
12	SÄILY Tiina	FIN	9 JUN 1992	4	14.47	913
13	ARTEIL Laura	FRA	9 OCT 1993	3	14.50	909 PB
14	GALERTOVIÁ Alena	CZE	18 AUG 1992	7	14.52	906
15	GUNNLAUGSDÓTTIR María R.	ISL	19 FEB 1993	2	14.72	879
16	DADIC Ivona	AUT	29 DEC 1993	2	14.74	876
17	BIESENBACH Alina	GER	27 APR 1992	5	14.75	875
18	CVITANOVIC Lucija	CRO	17 SEP 1991	7	14.84	863 PB
19	ZOPHONÍASDÓTTIR Sv.	ISL	27 APR 1992	6	15.02	839

Results

Heptathlon

100m Hurdles - Heat 1/3

13 JUL 2013 / 10:10

Wind: +0.3 m/s

Rank	Name	Nat	Date of Birth	Lane	Reaction time	Result	Points
1	ZELTNER Michelle	SUI	22 DEC 1991	4	0.165	14.38	925 SB
2	ARTEIL Laura	FRA	9 OCT 1993	3	0.208	14.50	909 PB
3	DADIC Ivona	AUT	29 DEC 1993	2	0.230	14.74	876
4	BIESENBACH Alina	GER	27 APR 1992	5	0.190	14.75	875
5	CVITANOVIC Lucija	CRO	17 SEP 1991	7	0.160	14.84	863 PB
6	ZOPHONIÁSDÓTTIR Sv.	ISL	27 APR 1992	6	0.214	15.02	839

Heptathlon

100m Hurdles - Heat 2/3

13 JUL 2013 / 10:18

Wind: +0.5 m/s

Rank	Name	Nat	Date of Birth	Lane	Reaction time	Result	Points
1	LINELL Lisa	SWE	30 APR 1991	3	0.186	13.97	983 PB
2	JACMAIRE Sandra	FRA	4 JAN 1991	6	0.199	14.00	978 PB
3	MAYER Tanja	SUI	2 JUL 1993	5	0.156	14.35	929 SB
4	SÄILY Tiina	FIN	9 JUN 1992	4	0.209	14.47	913
5	GALERTOVIĆ Alena	CZE	18 AUG 1992	7	0.238	14.52	906
6	GUNNLAUGSDÓTTIR María R.	ISL	19 FEB 1993	2	0.169	14.72	879

Heptathlon

100m Hurdles - Heat 3/3

13 JUL 2013 / 10:26

Wind: +0.7 m/s

Rank	Name	Nat	Date of Birth	Lane	Reaction time	Result	Points
1	JOHNSON-TH. Katarina	GBR	9 JAN 1993	7	0.202	13.48	1053 =PB
2	MOKHNYUK Anastasiya	UKR	1 JAN 1991	8	0.172	13.51	1049
3	SCHÄFER Carolin	GER	5 DEC 1991	4	0.163	13.69	1023
4	KRIZSÁN Xénia	HUN	13 JAN 1993	3	0.168	13.76	1013 PB
5	BIESENBACH Kira	GER	7 OCT 1992	5	0.177	13.78	1010
6	VETTER Anouk	NED	4 FEB 1993	2	0.181	13.99	980
7	MBAYE Rokhaya	FRA	12 MAR 1992	6	0.219	14.05	971

Results

Heptathlon
High Jump

13 JUL 2013 / 11:15

Rank	Name	Nat	Date of Birth	Order	Result	Points
1	JOHNSON-TH. Katarina	GBR	9 JAN 1993	1	1.84	1029
2	MOKHNYUK Anastasiya	UKR	1 JAN 1991	5	1.81	991 =PB
3	VETTER Anouk	NED	4 FEB 1993	7	1.81	991 PB
4	BIESENBACH Alina	GER	27 APR 1992	2	1.78	953 =SB
5	ZOPHONÍASDÓTTIR Sv.	ISL	27 APR 1992	8	1.75	916
6	SCHÄFER Carolin	GER	5 DEC 1991	3	1.75	916 =SB
7	ZELTNER Michelle	SUI	22 DEC 1991	10	1.75	916 SB
8	JACMAIRE Sandra	FRA	4 JAN 1991	5	1.72	879 PB
8	MBAYE Rokhaya	FRA	12 MAR 1992	1	1.72	879 =PB
10	LINELL Lisa	SWE	30 APR 1991	7	1.72	879 PB
11	BIESENBACH Kira	GER	7 OCT 1992	4	1.72	879
12	GUNNLAUGSDÓTTIR María R.	ISL	19 FEB 1993	8	1.69	842 =PB
13	SÄILY Tiina	FIN	9 JUN 1992	6	1.69	842 PB
14	CVITANOVIC Lucija	CRO	17 SEP 1991	9	1.69	842
15	DADIC Ivona	AUT	29 DEC 1993	9	1.69	842
16	GALERTOVIĆ Alena	CZE	18 AUG 1992	4	1.66	806 PB
17	KRIZSÁN Xénia	HUN	13 JAN 1993	6	1.66	806
18	MAYER Tanja	SUI	2 JUL 1993	2	1.63	771 =SB
19	ARTEIL Laura	FRA	9 OCT 1993	3	1.57	701

		1.45	1.48	1.51	1.54	1.57	1.60	1.63	1.66	1.69	1.72	1.75	1.78	1.81	1.84	1.87
1	JOHNSON-THOMPSON K	-	-	-	-	-	-	-	-	-	o	xo	o	o	xo	xxx
2	MOKHNYUK A	-	-	-	-	-	-	-	-	o	o	o	o	xo	xxx	
3	VETTER Anouk	-	-	-	-	-	-	-	o	-	o	o	o	xxo	-	
4	BIESENBACH Alina	-	-	-	-	-	o	o	o	o	o	o	xo	xxx		
5	ZOPHONÍASDÓTTIR S	-	-	-	-	o	o	o	o	o	o	o	xxx			
6	SCHÄFER Carolin	-	-	-	-	-	o	o	o	o	o	o	xo	xxx		
7	ZELTNER Michelle	-	-	-	-	-	o	o	o	o	o	xxo	xxx			
8	JACMAIRE Sandra	-	-	-	-	o	o	o	o	o	o	xxx				
8	MBAYE Rokhaya	-	-	-	-	o	o	o	o	o	o	xxx				
10	LINELL Lisa	-	-	-	-	-	o	xo	o	o	o	xxx				
11	BIESENBACH Kira	-	-	-	-	-	o	o	o	o	o	xo	xxx			
12	GUNNLAUGSDÓTTIR M	-	-	-	-	o	o	o	o	o	o	xxx				
13	SÄILY Tiina	-	-	-	-	-	xo	o	o	o	o	xxx				
14	CVITANOVIC Lucija	-	-	-	-	-	o	o	o	o	xo	xxx				
15	DADIC Ivona	-	-	-	-	-	o	o	o	xxo	xxx					
16	GALERTOVIĆ Alena	-	-	-	o	o	o	o	xxo	o	xxx					
17	KRIZSÁN Xénia	-	-	-	-	-	-	-	o	xxo	xxx					
18	MAYER Tanja	-	-	o	o	o	o	o	xxx							
19	ARTEIL Laura	-	-	o	o	o	xxx									

Heptathlon

High Jump - Group A

13 JUL 2013 / 11:15

Rank	Name	Nat	Date of Birth	Order	Result	Points
1	JACMAIRE Sandra	FRA	4 JAN 1991	5	1.72	879 PB
1	MBAYE Rokhaya	FRA	12 MAR 1992	1	1.72	879 =PB
3	LINELL Lisa	SWE	30 APR 1991	7	1.72	879 PB
4	GUNNLAUGSDÓTTIR María R.	ISL	19 FEB 1993	8	1.69	842 =PB
5	SÄILY Tiina	FIN	9 JUN 1992	6	1.69	842 PB
6	DADIC Ivona	AUT	29 DEC 1993	9	1.69	842
7	GALERTOVIĆ Alena	CZE	18 AUG 1992	4	1.66	806 PB
8	MAYER Tanja	SUI	2 JUL 1993	2	1.63	771 =SB
9	ARTEIL Laura	FRA	9 OCT 1993	3	1.57	701

Results

High Jump - Group A (cont.)

High Jump - Group A		1.45	1.48	1.51	1.54	1.57	1.60	1.63	1.66	1.69	1.72	1.75
1	JACMAIRE Sandra	-	-	-	-	-	o	o	o	o	o	xxx
1	MBAYE Rokhaya	-	-	-	-	o	o	o	o	o	o	xxx
3	LINELL Lisa	-	-	-	-	-	o	xo	o	o	o	xxx
4	GUNNLAUGSDÓTTIR M	-	-	-	-	o	o	o	o	o	xxx	
5	SÄILY Tiina	-	-	-	-	-	xo	o	o	o	xxx	
6	DADIC Ivona	-	-	-	-	-	o	o	o	xxx	xxx	
7	GALERTOVIÁ Alena	-	-	-	o	o	o	xxo	o	xxx		
8	MAYER Tanja	-	-	o	o	o	o	o	xxx			
9	ARTEIL Laura	-	-	o	o	o	xxx					

Heptathlon

High Jump - Group B

13 JUL 2013 / 11:15

Rank	Name	Nat	Date of Birth	Order	Result	Points
1	JOHNSON-TH. Katarina	GBR	9 JAN 1993	1	1.84	1029
2	MOKHNYUK Anastasiya	UKR	1 JAN 1991	5	1.81	991 =PB
3	VETTER Anouk	NED	4 FEB 1993	7	1.81	991 PB
4	BIESENBACH Alina	GER	27 APR 1992	2	1.78	953 =SB
5	ZOPHONIÁSDÓTTIR Sv.	ISL	27 APR 1992	8	1.75	916
6	SCHÄFER Carolin	GER	5 DEC 1991	3	1.75	916 =SB
7	ZELTNER Michelle	SUI	22 DEC 1991	10	1.75	916 SB
8	BIESENBACH Kira	GER	7 OCT 1992	4	1.72	879
9	CVITANOVIC Lucija	CRO	17 SEP 1991	9	1.69	842
10	KRIZSÁN Xénia	HUN	13 JAN 1993	6	1.66	806

	1.45	1.48	1.51	1.54	1.57	1.60	1.63	1.66	1.69	1.72	1.75	1.78	1.81	1.84	1.87
1	JOHNSON-THOMPSON K	-	-	-	-	-	-	-	-	o	xo	o	o	xo	xxx
2	MOKHNYUK A	-	-	-	-	-	-	o	o	o	o	o	xo	xxx	
3	VETTER Anouk	-	-	-	-	-	o	-	o	o	o	o	xxo	-	
4	BIESENBACH Alina	-	-	-	-	o	o	o	o	o	o	xo	xxx		
5	ZOPHONIÁSDÓTTIR S	-	-	-	-	o	o	o	o	o	o	xxx			
6	SCHÄFER Carolin	-	-	-	-	o	o	o	o	o	xo	xxx			
7	ZELTNER Michelle	-	-	-	-	o	o	o	o	o	xxo	xxx			
8	BIESENBACH Kira	-	-	-	o	o	o	o	o	xo	xxx				
9	CVITANOVIC Lucija	-	-	-	o	o	o	xo	xxx						
10	KRIZSÁN Xénia	-	-	-	-	o	xxo	xxx							


Heptathlon

Shot Put

13 JUL 2013 / 17:00

Rank	Name	Nat	Date of Birth	Order	Result	Points
1	ARTEIL Laura	FRA	9 OCT 1993	6	13.61	768 PB
2	DADIC Ivona	AUT	29 DEC 1993	5	13.57	765 PB
3	ZELTNER Michelle	SUI	22 DEC 1991	12	13.48	759 PB
4	VETTER Anouk	NED	4 FEB 1993	13	13.48	759
5	BIESENBACH Alina	GER	27 APR 1992	16	13.14	737 PB
6	BIESENBACH Kira	GER	7 OCT 1992	11	13.13	736
7	MOKHNYUK Anastasiya	UKR	1 JAN 1991	18	13.11	735 PB
8	MBAYE Rokhaya	FRA	12 MAR 1992	19	12.92	722
9	MAYER Tanja	SUI	2 JUL 1993	15	12.84	717 PB
10	ZOPHONIÁSDÓTTIR Sv.	ISL	27 APR 1992	14	12.70	707
11	LINELL Lisa	SWE	30 APR 1991	4	12.58	700 PB
12	SCHÄFER Carolin	GER	5 DEC 1991	10	12.42	689
13	KRIZSÁN Xénia	HUN	13 JAN 1993	17	12.04	664
14	GALERTOVIÁ Alena	CZE	18 AUG 1992	3	11.88	653
15	CVITANOVIC Lucija	CRO	17 SEP 1991	1	11.77	646
16	JOHNSON-TH. Katarina	GBR	9 JAN 1993	9	11.76	645
17	SÄILY Tiina	FIN	9 JUN 1992	7	11.70	641
18	GUNNLAUGSDÓTTIR María R.	ISL	19 FEB 1993	2	11.22	610 PB
19	JACMAIRE Sandra	FRA	4 JAN 1991	8	10.33	551

INTERNET Service: www.european-athletics.org

Timing, Measurement & Data Service by  OMEGA

printed at WED 17 JUL 2013 13:41

Page 24 of 26

Results

Shot Put (cont.)

Shot Put		1	2	3
1	ARTEIL Laura	11.90	13.61	12.65
2	DADIC Ivona	13.57	12.54	x
3	ZELTNER Michelle	13.48	12.97	13.18
4	VETTER Anouk	12.68	13.48	x
5	BIESENBACH Alina	11.75	12.78	13.14
6	BIESENBACH Kira	x	13.13	13.12
7	MOKHNYUK A	11.93	13.11	12.79
8	MBAYE Rokhaya	11.88	12.50	12.92
9	MAYER Tanja	12.84	12.46	12.53
10	ZOPHONIASDÓTTIR S	12.29	12.65	12.70
11	LINELL Lisa	11.73	12.58	x
12	SCHÄFER Carolin	11.90	12.42	11.97
13	KRIZSÁN Xénia	10.98	10.18	12.04
14	GALERTOVIĆ Alena	11.88	11.44	11.74
15	CVITANOVIC Lucija	11.68	11.77	11.34
16	JOHNSON-THOMPSON K	11.67	11.76	x
17	SÄILY Tiina	11.65	11.70	x
18	GUNNLAUGSDÓTTIR M	11.22	11.18	x
19	JACMAIRE Sandra	10.33	x	10.25


Heptathlon

Shot Put 13 JUL 2013 / 17:00

Rank	Name	Nat	Date of Birth	Order	Result	Points
1	ARTEIL Laura	FRA	9 OCT 1993	6	13.61	768 PB
2	DADIC Ivona	AUT	29 DEC 1993	5	13.57	765 PB
3	ZELTNER Michelle	SUI	22 DEC 1991	12	13.48	759 PB
4	VETTER Anouk	NED	4 FEB 1993	13	13.48	759
5	BIESENBACH Alina	GER	27 APR 1992	16	13.14	737 PB
6	BIESENBACH Kira	GER	7 OCT 1992	11	13.13	736
7	MOKHNYUK Anastasiya	UKR	1 JAN 1991	18	13.11	735 PB
8	MBAYE Rokhaya	FRA	12 MAR 1992	19	12.92	722
9	MAYER Tanja	SUI	2 JUL 1993	15	12.84	717 PB
10	ZOPHONIASDÓTTIR Sv.	ISL	27 APR 1992	14	12.70	707
11	LINELL Lisa	SWE	30 APR 1991	4	12.58	700 PB
12	SCHÄFER Carolin	GER	5 DEC 1991	10	12.42	689
13	KRIZSÁN Xénia	HUN	13 JAN 1993	17	12.04	664
14	GALERTOVIĆ Alena	CZE	18 AUG 1992	3	11.88	653
15	CVITANOVIC Lucija	CRO	17 SEP 1991	1	11.77	646
16	JOHNSON-TH. Katarina	GBR	9 JAN 1993	9	11.76	645
17	SÄILY Tiina	FIN	9 JUN 1992	7	11.70	641
18	GUNNLAUGSDÓTTIR Maria R.	ISL	19 FEB 1993	2	11.22	610 PB
19	JACMAIRE Sandra	FRA	4 JAN 1991	8	10.33	551

		1	2	3
1	ARTEIL Laura	11.90	13.61	12.65
2	DADIC Ivona	13.57	12.54	x
3	ZELTNER Michelle	13.48	12.97	13.18
4	VETTER Anouk	12.68	13.48	x
5	BIESENBACH Alina	11.75	12.78	13.14
6	BIESENBACH Kira	x	13.13	13.12
7	MOKHNYUK A	11.93	13.11	12.79
8	MBAYE Rokhaya	11.88	12.50	12.92
9	MAYER Tanja	12.84	12.46	12.53
10	ZOPHONIASDÓTTIR S	12.29	12.65	12.70
11	LINELL Lisa	11.73	12.58	x
12	SCHÄFER Carolin	11.90	12.42	11.97
13	KRIZSÁN Xénia	10.98	10.18	12.04
14	GALERTOVIĆ Alena	11.88	11.44	11.74
15	CVITANOVIC Lucija	11.68	11.77	11.34
16	JOHNSON-THOMPSON K	11.67	11.76	x
17	SÄILY Tiina	11.65	11.70	x
18	GUNNLAUGSDÓTTIR M	11.22	11.18	x
19	JACMAIRE Sandra	10.33	x	10.25

INTERNET Service: www.european-athletics.org


Timing, Measurement & Data Service by  OMEGA

printed at WED 17 JUL 2013 13:41

Page 25 of 26

Legend					
=CUR	Equal CHAMPIONSHIP RECORD	=PB	Equal Personal Best	=SB	Equal Season Best
NR	National Record	NUR	National U23 Record	PB	Personal Best
				CUR	CHAMPIONSHIP RECORD
				SB	Season Best

INTERNET Service: www.european-athletics.org

Timing, Measurement & Data Service by  OMEGA

printed at WED 17 JUL 2013 13:41

Page 26 of 26