



P-3 VOLLEYBALL • Match players ranking



2011 Men's NORCECA Continental Championship

Pool A

Match: 8 Date: 30/08/2011 Spectators: 700

City: Mayagüez


Hall: Sport Palace Coliseum

Match duration: Start: 20:15 End: 21:39 Total: 1:24

Teams	Sets	1	2	3	4	5	Total
MEX	0	25	19	17			61
PUR	3	27	25	25			77
Set duration		0:28	0:26	0:24			1:18




MEX • México



Spike

Succ. %
Limit: 15.00%

Rk	No	Name	Spikes	Faults	Shots	Total Attempts	Note
1	7	CONTRERAS Gerardo	17	4	12	33	51.52
2	17	QUINONES Jorge	7	5	5	17	41.18
-	2	HERRERA Edgar	1	4	8	13	
-	14	AGUILERA Tomas	6	2	3	11	
-	6	CORDOVA Samuel	3	1	5	9	
-	11	GUERRERO Ismael	1	-	1	2	
-	12	VARGAS Daniel	1	-	-	1	
-	13	MACIAS Marco	-	-	1	1	
-	8	RAMIREZ Ignacio	-	-	-	-	
-	16	BARAJAS Jorge	-	-	-	-	
-	19	MEDINA David	-	-	-	-	
Others			-	-	-	-	
Total Team			36	16	35	87	41.38



Block

Avg. by set

Rk	No	Name	Kill Blocks	Faults	Rebounds	Total Attempts	Note
1	12	VARGAS Daniel	1	-	1	2	0.33
1	7	CONTRERAS Gerardo	1	1	7	9	0.33
1	14	AGUILERA Tomas	1	1	5	7	0.33
1	2	HERRERA Edgar	1	1	2	4	0.33
-	8	RAMIREZ Ignacio	-	-	-	-	
-	11	GUERRERO Ismael	-	-	1	1	
-	13	MACIAS Marco	-	-	-	-	
-	17	QUINONES Jorge	-	-	1	1	
-	19	MEDINA David	-	-	-	-	
-	16	BARAJAS Jorge	-	2	5	7	
-	6	CORDOVA Samuel	-	6	3	9	
Others			-	-	-	-	
Total Team			4	11	25	40	1.33





P-3 VOLLEYBALL • Match players ranking



2011 Men's NORCECA Continental Championship
Pool A

Match: 8 **Date:** 30/08/2011 **Spectators:** 700
City: Mayagüez
Hall: Sport Palace Coliseum
Match duration: **Start:** 20:15 **End:** 21:39 **Total:** 1:24

Teams	Sets	1	2	3	4	5	Total
MEX	0	25	19	17			61
PUR	3	27	25	25			77
Set duration		0:28	0:26	0:24			1:18



MEX • México

Rk	No	Name	Aces	Faults	Serve Hits	Total Attempts	Note
1	14	AGUILERA Tomas	1	2	7	10	0.33
-	12	VARGAS Daniel	-	-	-	-	
-	19	MEDINA David	-	-	-	-	
-	16	BARAJAS Jorge	-	1	9	10	
-	2	HERRERA Edgar	-	1	6	7	
-	7	CONTRERAS Gerardo	-	1	6	7	
-	17	QUINONES Jorge	-	2	9	11	
-	13	MACIAS Marco	-	1	4	5	
-	8	RAMIREZ Ignacio	-	1	3	4	
-	11	GUERRERO Ismael	-	1	3	4	
-	6	CORDOVA Samuel	-	2	3	5	
Others			-	-	-	-	
Total Team			1	12	50	63	0.33

Serve

Avg. by set

Team	Opponent errors & Team faults	Aces	Faults	Serve Hits	Total Attempts	Note
	Opponent errors & Team faults	20	-		20	

Rk	No	Name	Digs	Faults	Receptions	Total Attempts	Note
1	19	MEDINA David	4	6	8	18	1.33
2	16	BARAJAS Jorge	3	2	5	10	1.00
3	7	CONTRERAS Gerardo	2	3	2	7	0.67
3	2	HERRERA Edgar	2	6	4	12	0.67
5	17	QUINONES Jorge	1	7	5	13	0.33
-	6	CORDOVA Samuel	-	-	2	2	
-	12	VARGAS Daniel	-	-	-	-	
-	14	AGUILERA Tomas	-	-	2	2	
-	11	GUERRERO Ismael	-	1	2	3	
-	8	RAMIREZ Ignacio	-	2	2	4	
-	13	MACIAS Marco	-	1	-	1	
Others			-	-	-	-	
Total Team			12	28	32	72	4.00

Dig

Avg. by set





P-3 VOLLEYBALL • Match players ranking




2011 Men's NORCECA Continental Championship Pool A

Match: 8 **Date:** 30/08/2011 **Spectators:** 700
City: Mayagüez
Hall: Sport Palace Coliseum
Match duration: Start: 20:15 End: 21:39 Total: 1:24

Teams	Sets	1	2	3	4	5	Total
MEX	0	25	19	17			61
PUR	3	27	25	25			77
Set duration		0:28	0:26	0:24			1:18




MEX • México



Set

Avg. by set

Rk	No	Name	Running Sets	Faults	Still Sets	Total Attempts	Note
1	16	BARAJAS Jorge	16	1	39	56	5.33
2	8	RAMIREZ Ignacio	4	-	12	16	1.33
-	2	HERRERA Edgar	-	-	1	1	
-	6	CORDOVA Samuel	-	-	2	2	
-	11	GUERRERO Ismael	-	-	-	-	
-	12	VARGAS Daniel	-	-	-	-	
-	13	MACIAS Marco	-	-	-	-	
-	14	AGUILERA Tomas	-	-	1	1	
-	17	QUINONES Jorge	-	-	-	-	
-	19	MEDINA David	-	-	2	2	
-	7	CONTRERAS Gerardo	-	1	1	2	
Others			-	-	-	-	
Total Team			20	2	58	80	6.67



Reception

Eff. %
Limit: 25.00%

Rk	No	Name	Excellents	Faults	Serve Receptions	Total Attempts	Note
1	19	MEDINA David	17	4	13	34	38.24
-	17	QUINONES Jorge	8	1	3	12	
-	2	HERRERA Edgar	3	2	6	11	
-	7	CONTRERAS Gerardo	2	-	1	3	
-	6	CORDOVA Samuel	1	-	-	1	
-	14	AGUILERA Tomas	-	-	1	1	
-	8	RAMIREZ Ignacio	-	-	-	-	
-	11	GUERRERO Ismael	-	-	-	-	
-	12	VARGAS Daniel	-	-	-	-	
-	16	BARAJAS Jorge	-	-	-	-	
-	13	MACIAS Marco	-	1	3	4	
Others			-	-	-	-	
Total Team			31	8	27	66	34.85





P-3 VOLLEYBALL • Match players ranking



2011 Men's NORCECA Continental Championship
Pool A

Match: 8 **Date:** 30/08/2011 **Spectators:** 700
City: Mayagüez
Hall: Sport Palace Coliseum
Match duration: **Start:** 20:15 **End:** 21:39 **Total:** 1:24

Teams	Sets	1	2	3	4	5	Total
MEX	0	25	19	17			61
PUR	3	27	25	25			77
Set duration		0:28	0:26	0:24			1:18



PUR • Puerto Rico

Spike

Succ. %
Limit: 15.00%

Rk	No	Name	Spikes	Faults	Shots	Total Attempts	Note
1	3	FIGUEROA Juan	9	3	8	20	45.00
2	13	ORTIZ Jean Carlos	8	4	6	18	44.44
3	1	RIVERA Jose	6	1	8	15	40.00
-	7	ESCALANTE Enrique	6	-	3	9	
-	5	MUNIZ Roberto	5	1	2	8	
-	15	CRUZ Ezequiel	1	1	5	7	
-	4	RIVERA Victor	1	1	4	6	
-	14	MORALES Fernando	2	-	1	3	
-	2	BERRIOS Gregorry	-	-	-	-	
-	9	GOAS Edgardo	-	-	-	-	
-	16	SANCHEZ Sequiel	-	-	-	-	
-	17	SIERRA Pedrito	-	-	-	-	
Others			-	-	-	-	
Total Team			38	11	37	86	44.19

Block

Avg. by set

Rk	No	Name	Kill Blocks	Faults	Rebounds	Total Attempts	Note
1	7	ESCALANTE Enrique	4	1	3	8	1.33
2	5	MUNIZ Roberto	2	5	2	9	0.67
2	1	RIVERA Jose	2	4	1	7	0.67
4	15	CRUZ Ezequiel	1	-	-	1	0.33
4	3	FIGUEROA Juan	1	4	-	5	0.33
-	2	BERRIOS Gregorry	-	-	-	-	
-	4	RIVERA Victor	-	-	-	-	
-	9	GOAS Edgardo	-	-	-	-	
-	16	SANCHEZ Sequiel	-	-	-	-	
-	17	SIERRA Pedrito	-	-	-	-	
-	14	MORALES Fernando	-	1	4	5	
-	13	ORTIZ Jean Carlos	-	4	1	5	
Others			-	-	-	-	
Total Team			10	19	11	40	3.33





P-3 VOLLEYBALL • Match players ranking



2011 Men's NORCECA Continental Championship

Pool A

Match: 8 **Date:** 30/08/2011 **Spectators:** 700
City: Mayagüez
Hall: Sport Palace Coliseum
Match duration: Start: 20:15 End: 21:39 Total: 1:24

Teams	Sets	1	2	3	4	5	Total
MEX	0	25	19	17			61
PUR	3	27	25	25			77
Set duration		0:28	0:26	0:24			1:18



PUR • Puerto Rico

Rk	No	Name	Aces	Faults	Serve Hits	Total Attempts	Note
1	1	RIVERA Jose	3	2	6	11	1.00
2	7	ESCALANTE Enrique	2	-	14	16	0.67
3	14	MORALES Fernando	1	1	11	13	0.33
-	2	BERRIOS Gregorry	-	-	-	-	
-	4	RIVERA Victor	-	-	5	5	
-	9	GOAS Edgardo	-	-	-	-	
-	15	CRUZ Ezequiel	-	-	4	4	
-	16	SANCHEZ Sequiel	-	-	-	-	
-	17	SIERRA Pedrito	-	-	-	-	
-	3	FIGUEROA Juan	-	2	10	12	
-	13	ORTIZ Jean Carlos	-	1	3	4	
-	5	MUNIZ Roberto	-	3	7	10	
Others			-	-	-	-	
Total Team			6	9	60	75	2.00

Serve

Avg. by set

Team	Opponent errors & Team faults	Aces	Faults	Serve Hits	Total Attempts	Note
	Opponent errors & Team faults	23	-		23	

Rk	No	Name	Digs	Faults	Receptions	Total Attempts	Note
1	3	FIGUEROA Juan	6	1	9	16	2.00
2	1	RIVERA Jose	3	3	2	8	1.00
3	5	MUNIZ Roberto	1	-	2	3	0.33
3	7	ESCALANTE Enrique	1	-	1	2	0.33
3	4	RIVERA Victor	1	1	1	3	0.33
3	14	MORALES Fernando	1	4	7	12	0.33
3	2	BERRIOS Gregorry	1	6	6	13	0.33
3	13	ORTIZ Jean Carlos	1	5	3	9	0.33
-	9	GOAS Edgardo	-	-	-	-	
-	16	SANCHEZ Sequiel	-	-	-	-	
-	17	SIERRA Pedrito	-	-	-	-	
-	15	CRUZ Ezequiel	-	1	-	1	
Others			-	-	-	-	
Total Team			15	21	31	67	5.00

Dig

Avg. by set





P-3 VOLLEYBALL • Match players ranking



2011 Men's NORCECA Continental Championship
Pool A

Match: 8 **Date:** 30/08/2011 **Spectators:** 700
City: Mayagüez
Hall: Sport Palace Coliseum
Match duration: **Start:** 20:15 **End:** 21:39 **Total:** 1:24

Teams	Sets	1	2	3	4	5	Total
MEX	0	25	19	17			61
PUR	3	27	25	25			77
Set duration		0:28	0:26	0:24			1:18



PUR • Puerto Rico

Set

Avg. by set

Rk	No	Name	Running Sets	Faults	Still Sets	Total Attempts	Note
1	14	MORALES Fernando	16	-	53	69	5.33
-	1	RIVERA Jose	-	-	1	1	
-	2	BERRIOS Gregorry	-	-	-	-	
-	3	FIGUEROA Juan	-	-	1	1	
-	4	RIVERA Victor	-	-	-	-	
-	5	MUNIZ Roberto	-	-	3	3	
-	7	ESCALANTE Enrique	-	-	1	1	
-	9	GOAS Edgardo	-	-	-	-	
-	13	ORTIZ Jean Carlos	-	-	-	-	
-	15	CRUZ Ezequiel	-	-	1	1	
-	16	SANCHEZ Sequiel	-	-	-	-	
-	17	SIERRA Pedrito	-	-	-	-	
Others			-	-	-	-	
Total Team			16	-	60	76	5.33

Reception

Eff. %
Limit: 25.00%

Rk	No	Name	Excellents	Faults	Serve Receptions	Total Attempts	Note
1	1	RIVERA Jose	18	1	5	24	70.83
-	2	BERRIOS Gregorry	11	-	1	12	
-	3	FIGUEROA Juan	10	-	2	12	
-	4	RIVERA Victor	1	-	1	2	
-	5	MUNIZ Roberto	-	-	1	1	
-	7	ESCALANTE Enrique	-	-	-	-	
-	9	GOAS Edgardo	-	-	-	-	
-	13	ORTIZ Jean Carlos	-	-	-	-	
-	14	MORALES Fernando	-	-	-	-	
-	15	CRUZ Ezequiel	-	-	-	-	
-	16	SANCHEZ Sequiel	-	-	-	-	
-	17	SIERRA Pedrito	-	-	-	-	
Others			-	-	-	-	
Total Team			40	1	10	51	76.47

