



ROUNDS 19 & 20

SHANGHAI INTERNATIONAL CIRCUIT

10 - 12 OCTOBER 2014



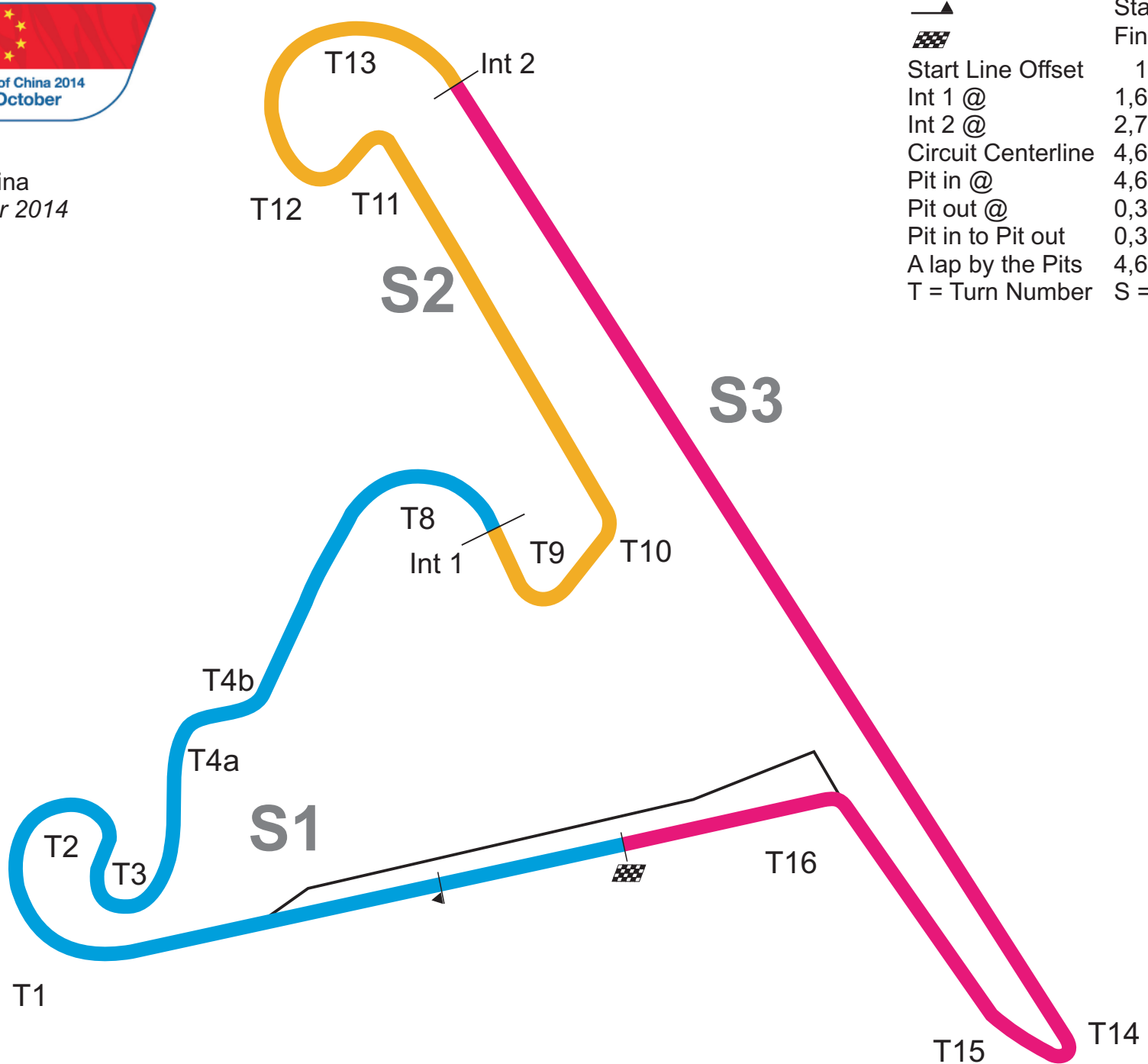
Timing & Results by MST SYSTEMS Ltd.
www.mstworld.com

© MST SYSTEMS Ltd. 2014

The Haysfield, Spring Lane North, Malvern, Worcestershire, WR14 1GF
Tel: +44 (0) 1684 560614 Fax: +44 (0) 1684 560624 email: motorsport@mstworld.com



Shanghai, China
10 - 12th October 2014



| | |
|--------------------|---------------|
| —▲ | Start Line |
| ▣ | Finish "Line" |
| Start Line Offset | 190 m |
| Int 1 @ | 1,676 Km |
| Int 2 @ | 2,762 Km |
| Circuit Centerline | 4,603 Km |
| Pit in @ | 4,634 Km |
| Pit out @ | 0,345 Km |
| Pit in to Pit out | 0,384 Km |
| A lap by the Pits | 4,666 Km |
| T = Turn Number | S = Sector |

FIA WORLD TOURING CAR CHAMPIONSHIP TESTING - CLASSIFICATION

| NO | CL | DRIVER | NAT | CAR | TIME | ON | LAPS | GAP | DIFF | KM/H |
|----|----|------------------------|-----|-------------------------|----------|----|------|--------|-------|--------|
| 1 | 37 | TC1 Jose Maria LOPEZ | ARG | Citroen C-Elysee WTCC | 1:50.396 | 10 | 11 | | | 150.10 |
| 2 | 1 | TC1 Yvan MULLER | FRA | Citroen C-Elysee WTCC | 1:50.595 | 10 | 13 | 0.199 | 0.199 | 149.83 |
| 3 | 5 | TC1 Norbert MICHELISZ | HUN | Honda Civic WTCC | 1:50.750 | 9 | 12 | 0.354 | 0.155 | 149.62 |
| 4 | 9 | TC1 Sebastien LOEB | FRA | Citroen C-Elysee WTCC | 1:50.901 | 2 | 12 | 0.505 | 0.151 | 149.41 |
| 5 | 2 | TC1 Gabriele TARQUINI | ITA | Honda Civic WTCC | 1:51.097 | 10 | 11 | 0.701 | 0.196 | 149.15 |
| 6 | 33 | TC1 MA Qing Hua | CHN | Citroen C-Elysee WTCC | 1:51.131 | 7 | 13 | 0.735 | 0.034 | 149.11 |
| 7 | 25 | TC1 Mehdi BENNANI | MAR | Honda Civic WTCC | 1:51.354 | 10 | 13 | 0.958 | 0.223 | 148.81 |
| 8 | 18 | TC1 Tiago MONTEIRO | PRT | Honda Civic WTCC | 1:51.544 | 10 | 12 | 1.148 | 0.190 | 148.55 |
| 9 | 7 | TC1 Hugo VALENTE | FRA | Chevrolet RML Cruze TC1 | 1:51.978 | 6 | 12 | 1.582 | 0.434 | 147.98 |
| 10 | 3 | TC1 Tom CHILTON | GBR | Chevrolet RML Cruze TC1 | 1:52.433 | 9 | 10 | 2.037 | 0.455 | 147.38 |
| 11 | 11 | TC1 James THOMPSON | GBR | Lada Granta 1.6T | 1:52.514 | 10 | 12 | 2.118 | 0.081 | 147.27 |
| 12 | 12 | TC1 Rob HUFF | GBR | Lada Granta 1.6T | 1:52.516 | 11 | 13 | 2.120 | 0.002 | 147.27 |
| 13 | 14 | TC1 Mikhail KOZLOVSKIY | RUS | Lada Granta 1.6T | 1:52.990 | 8 | 12 | 2.594 | 0.474 | 146.65 |
| 14 | 10 | TC1 Gianni MORBIDELLI | ITA | Chevrolet RML Cruze TC1 | 1:53.006 | 10 | 11 | 2.610 | 0.016 | 146.63 |
| 15 | 4 | TC1 Tom CORONEL | NLD | Chevrolet RML Cruze TC1 | 1:53.329 | 9 | 14 | 2.933 | 0.323 | 146.21 |
| 16 | 77 | TC1 Rene MUNNICH | DEU | Chevrolet RML Cruze TC1 | 1:56.758 | 6 | 9 | 6.362 | 3.429 | 141.92 |
| 17 | 6 | TC2 Franz ENGSTLER | DEU | BMW E90 320 TC | 1:57.904 | 9 | 12 | 7.508 | 1.146 | 140.54 |
| 18 | 27 | TC2 John FILIPPI | FRA | SEAT Leon WTCC | 1:58.805 | 9 | 13 | 8.409 | 0.901 | 139.47 |
| 19 | 26 | TC2 Filipe DE SOUZA | MAC | BMW E90 320 TC | 2:03.545 | 9 | 11 | 13.149 | 4.740 | 134.12 |
| 20 | 38 | TC2 William LOK | HKG | SEAT Leon WTCC | 2:03.601 | 10 | 12 | 13.205 | 0.056 | 134.06 |
| 21 | 98 | TC1 Dusan BORKOVIC | SRB | Chevrolet RML Cruze TC1 | | | 1 | | | |

Weather/Track: Cloud 23C / Dry 27C

Shanghai International Circuit
Circuit Length: 4.603 km / 2.860 miles
Start: 10:50 Flag: 11:20

| | | | |
|---------------|----------|------------|------------|
| Race Director | Steward: | Timekeeper | Posted at: |
|---------------|----------|------------|------------|

www.mstworld.com

Printed -11:25 Friday, 10 October 2014



FIA WORLD TOURING CAR CHAMPIONSHIP TESTING - SECTOR ANALYSIS

| 1 Yvan MULLER (FRA) | | | | | Citroen C-Elysee WTCC | | | | | TC1 | | | | | | |
|--------------------------|----------|-------|----------|----------|-----------------------|----------|----------|--------|----------|--------------------|-----------|----------|----------|----------|----------|-----|
| LAP | SECTOR 1 | | SECTOR 2 | SECTOR 3 | TOTAL LAP | LAP | SECTOR 1 | | SECTOR 2 | SECTOR 3 | TOTAL LAP | | | | | |
| 1 | - | - | - | 2:14.192 | - | 2:14.192 | 8 | 43.473 | 120.3 | 29.883 | IN | 2:07.444 | Pit | | | |
| 2 | - | - | - | - | 1:50.895 | 9 | OUT | 96.8 | 35.139 | - | 41.407 | 188.8 | 4:47.436 | | | |
| 3 | - | - | - | - | 1:56.124 | 10 | 43.123 | 115.9 | 29.181 | - | 38.291 | 188.8 | 1:50.595 | | | |
| 4 | - | - | - | - | 2:08.538 | Pit | 11 | 43.098 | 125.0 | 29.569 | - | 38.384 | 188.4 | 1:51.051 | | |
| 5 | OUT | 120.8 | 32.822 | - | 42.139 | 187.5 | 6:03.806 | 12 | 48.167 | 103.1 | 30.303 | - | 38.413 | 188.8 | 1:56.883 | |
| 6 | 45.930 | 110.4 | 30.932 | - | 38.482 | 188.1 | 1:55.344 | 13 | 43.323 | 113.9 | 29.870 | - | IN | - | 2:06.017 | Pit |
| 7 | 44.501 | 121.5 | 30.024 | - | 38.531 | 188.4 | 1:53.056 | | | | | | | | | |
| IDEAL LAP TIME: 1:50.570 | | | | | FASTEST LAP: 1:50.595 | | | | | DIFFERENCE: +0.025 | | | | | | |

| 2 Gabriele TARQUINI (ITA) | | | | | Honda Civic WTCC | | | | | TC1 | | | | | | | |
|---------------------------|----------|-------|----------|----------|-----------------------|-------|----------|-----|----------|-------------------|-----------|--------|--------|--------|----------|----------|-----|
| LAP | SECTOR 1 | | SECTOR 2 | SECTOR 3 | TOTAL LAP | LAP | SECTOR 1 | | SECTOR 2 | SECTOR 3 | TOTAL LAP | | | | | | |
| 1 | OUT | 106.2 | 31.439 | - | IN | - | 2:16.190 | Pit | 7 | 43.617 | 119.7 | 29.987 | - | 38.795 | 185.5 | 1:52.399 | |
| 2 | OUT | 113.8 | 29.726 | - | 41.627 | 184.6 | 4:47.978 | 8 | 45.507 | 117.1 | 30.482 | - | IN | - | 2:05.670 | Pit | |
| 3 | 43.136 | 120.6 | 29.456 | - | 38.983 | 184.9 | 1:51.575 | 9 | OUT | 101.4 | 33.821 | - | 40.737 | 186.5 | 5:35.116 | | |
| 4 | 43.689 | 118.0 | 29.733 | - | 38.779 | 183.9 | 1:52.201 | 10 | 42.987 | 118.1 | 29.416 | - | 38.694 | 185.8 | 1:51.097 | | |
| 5 | 43.925 | 114.9 | 30.047 | - | IN | - | 2:02.425 | Pit | 11 | 49.064 | 103.8 | 32.593 | - | IN | - | 2:12.266 | Pit |
| 6 | OUT | 115.0 | 30.081 | - | 38.765 | 185.8 | 5:52.645 | | | | | | | | | | |
| IDEAL LAP TIME: 1:51.097 | | | | | FASTEST LAP: 1:51.097 | | | | | DIFFERENCE: 0.000 | | | | | | | |

| 3 Tom CHILTON (GBR) | | | | | Chevrolet RML Cruze TC1 | | | | | TC1 | | | | | | | |
|--------------------------|----------|-------|----------|----------|-------------------------|-------|----------|-----|----------|--------------------|-----------|--------|--------|-------|----------|----------|-----|
| LAP | SECTOR 1 | | SECTOR 2 | SECTOR 3 | TOTAL LAP | LAP | SECTOR 1 | | SECTOR 2 | SECTOR 3 | TOTAL LAP | | | | | | |
| 1 | OUT | - | 34.998 | - | IN | - | 2:43.957 | Pit | 6 | 44.434 | 105.7 | 32.722 | - | IN | - | 2:15.167 | Pit |
| 2 | OUT | 96.2 | 34.325 | - | 42.632 | 180.0 | 4:34.892 | 7 | OUT | 102.2 | 32.156 | - | 40.907 | 181.5 | 9:47.256 | | |
| 3 | 43.989 | 113.9 | 29.904 | - | 39.823 | 180.9 | 1:53.716 | 8 | 43.432 | 119.8 | 29.289 | - | 39.713 | 181.5 | 1:52.434 | | |
| 4 | 43.801 | 116.2 | 29.849 | - | 39.772 | 180.9 | 1:53.422 | 9 | 43.502 | 120.8 | 29.516 | - | 39.415 | 180.3 | 1:52.433 | | |
| 5 | 43.712 | 116.9 | 30.106 | - | 39.734 | 180.3 | 1:53.552 | 10 | 49.039 | 92.1 | 33.767 | - | IN | - | 2:20.268 | Pit | |
| IDEAL LAP TIME: 1:52.136 | | | | | FASTEST LAP: 1:52.433 | | | | | DIFFERENCE: +0.297 | | | | | | | |



FIA WORLD TOURING CAR CHAMPIONSHIP TESTING - SECTOR ANALYSIS

| 4 Tom CORONEL (NLD) | | | | | | | | | | Chevrolet RML Cruze TC1 | | | | | TC1 | | | | | | |
|--------------------------|----------|-------|--------|----------|--------|-------|----------|-----|--|-------------------------|--------|----------|--------|---|--------------------|-------|----------|----------|--|--|-----------|
| LAP | SECTOR 1 | | | SECTOR 2 | | | SECTOR 3 | | | TOTAL LAP | LAP | SECTOR 1 | | | SECTOR 2 | | | SECTOR 3 | | | TOTAL LAP |
| 1 | OUT | 92.8 | 34.411 | - | IN | - | 2:39.781 | Pit | | 8 | OUT | 103.1 | 33.383 | - | 42.389 | 178.5 | 5:23.247 | | | | |
| 2 | OUT | 111.7 | 32.869 | - | 41.283 | 178.5 | 4:17.798 | | | 9 | 43.751 | 114.7 | 29.743 | - | 39.835 | 179.4 | 1:53.329 | | | | |
| 3 | 44.390 | 117.3 | 29.937 | - | 40.192 | 178.2 | 1:54.519 | | | 10 | 43.726 | 118.7 | 29.920 | - | 39.788 | 177.9 | 1:53.434 | | | | |
| 4 | 44.109 | 116.5 | 30.069 | - | 39.727 | 178.5 | 1:53.905 | | | 11 | 43.808 | 126.5 | 30.214 | - | 39.847 | 179.4 | 1:53.869 | | | | |
| 5 | 44.117 | 115.0 | 32.472 | - | 40.169 | 180.3 | 1:56.758 | | | 12 | 44.184 | 110.3 | 30.312 | - | 39.862 | 177.9 | 1:54.358 | | | | |
| 6 | 44.125 | 117.3 | 30.504 | - | 39.893 | 178.5 | 1:54.522 | | | 13 | 44.290 | 106.0 | 30.611 | - | 39.993 | 178.8 | 1:54.894 | | | | |
| 7 | 45.478 | 120.3 | 31.611 | - | IN | - | 2:10.319 | Pit | | 14 | 44.354 | 115.7 | 31.175 | - | IN | - | 2:09.793 | Pit | | | |
| IDEAL LAP TIME: 1:53.196 | | | | | | | | | | FASTEST LAP: 1:53.329 | | | | | DIFFERENCE: +0.133 | | | | | | |

| 5 Norbert MICHELISZ (HUN) | | | | | | | | | | Honda Civic WTCC | | | | | TC1 | | | | | | |
|---------------------------|----------|-------|--------|----------|--------|-------|----------|-----|--|-----------------------|--------|----------|--------|---|--------------------|-------|----------|----------|--|--|-----------|
| LAP | SECTOR 1 | | | SECTOR 2 | | | SECTOR 3 | | | TOTAL LAP | LAP | SECTOR 1 | | | SECTOR 2 | | | SECTOR 3 | | | TOTAL LAP |
| 1 | OUT | 102.3 | 30.866 | - | IN | - | 2:23.460 | Pit | | 7 | OUT | 103.5 | 30.519 | - | IN | - | 9:17.949 | Pit | | | |
| 2 | OUT | 105.1 | 29.792 | - | 39.545 | 186.2 | 2:57.430 | | | 8 | OUT | 108.6 | 31.035 | - | 40.434 | 187.1 | 3:27.594 | | | | |
| 3 | 43.739 | 106.3 | 29.523 | - | 39.185 | 184.6 | 1:52.447 | | | 9 | 43.295 | 114.9 | 29.131 | - | 38.324 | 187.5 | 1:50.750 | | | | |
| 4 | 43.344 | 127.1 | 29.695 | - | 38.892 | 186.2 | 1:51.931 | | | 10 | 45.732 | 100.3 | 31.566 | - | 40.123 | 186.5 | 1:57.421 | | | | |
| 5 | 43.926 | 108.4 | 29.784 | - | 38.779 | 185.8 | 1:52.489 | | | 11 | 43.226 | 116.0 | 29.537 | - | 38.720 | 186.8 | 1:51.483 | | | | |
| 6 | 45.469 | 107.0 | 31.239 | - | IN | - | 2:07.201 | Pit | | 12 | 47.983 | 104.7 | 31.494 | - | IN | - | 2:11.680 | Pit | | | |
| IDEAL LAP TIME: 1:50.681 | | | | | | | | | | FASTEST LAP: 1:50.750 | | | | | DIFFERENCE: +0.069 | | | | | | |

| 6 Franz ENGSTLER (DEU) | | | | | | | | | | BMW E90 320 TC | | | | | TC2 | | | | | | |
|--------------------------|----------|-------|--------|----------|--------|-------|----------|-----|--|-----------------------|--------|----------|--------|---|--------------------|-------|----------|----------|--|--|-----------|
| LAP | SECTOR 1 | | | SECTOR 2 | | | SECTOR 3 | | | TOTAL LAP | LAP | SECTOR 1 | | | SECTOR 2 | | | SECTOR 3 | | | TOTAL LAP |
| 1 | OUT | 105.6 | 32.617 | - | 42.729 | 172.2 | 2:47.743 | | | 7 | 46.844 | 111.4 | 32.374 | - | IN | - | 2:21.996 | Pit | | | |
| 2 | 49.323 | 98.6 | 31.406 | - | IN | - | 2:19.079 | Pit | | 8 | OUT | 110.0 | 33.170 | - | 41.789 | 173.9 | 6:41.254 | | | | |
| 3 | OUT | 105.8 | 31.524 | - | 42.001 | 173.9 | 3:31.902 | | | 9 | 45.988 | 105.6 | 31.180 | - | 40.736 | 175.6 | 1:57.904 | | | | |
| 4 | 46.134 | 107.0 | 31.702 | - | 40.640 | 173.9 | 1:58.476 | | | 10 | 46.166 | 114.2 | 31.596 | - | 42.366 | 174.4 | 2:00.128 | | | | |
| 5 | 46.749 | 101.6 | 31.645 | - | 43.614 | 173.9 | 2:02.008 | | | 11 | 47.841 | 101.7 | 32.658 | - | 42.130 | 174.4 | 2:02.629 | | | | |
| 6 | 46.534 | 102.6 | 32.115 | - | 41.205 | 171.7 | 1:59.854 | | | 12 | 46.723 | 108.6 | 31.665 | - | IN | - | 2:17.730 | Pit | | | |
| IDEAL LAP TIME: 1:57.808 | | | | | | | | | | FASTEST LAP: 1:57.904 | | | | | DIFFERENCE: +0.096 | | | | | | |



Weather/Track: Cloud 23C / Dry 27C

Page 2 of 7

www.mstworld.com



Shanghai International Circuit
Circuit Length: 4.603 km / 2.860 miles
Printed - 11:33 Friday, 10 October 2014

FIA WORLD TOURING CAR CHAMPIONSHIP TESTING - SECTOR ANALYSIS

| 7 Hugo VALENTE (FRA) | | | | | | | | | | Chevrolet RML Cruze TC1 | | | | | TC1 | | | | | | |
|--------------------------|----------|-------|--------|----------|--------|-------|----------|-----|--|-------------------------|--------|----------|--------|---|--------------------|-------|----------|----------|--|--|-----------|
| LAP | SECTOR 1 | | | SECTOR 2 | | | SECTOR 3 | | | TOTAL LAP | LAP | SECTOR 1 | | | SECTOR 2 | | | SECTOR 3 | | | TOTAL LAP |
| 1 | OUT | 91.7 | 34.094 | - | IN | - | 2:45.729 | Pit | | 7 | 43.348 | 110.6 | 30.005 | - | 39.103 | 183.0 | 1:52.456 | | | | |
| 2 | OUT | 96.7 | 33.107 | - | 41.943 | 181.8 | 3:46.571 | | | 8 | 43.849 | 113.9 | 30.877 | - | IN | - | 2:04.911 | Pit | | | |
| 3 | 44.177 | 113.9 | 30.233 | - | 39.450 | 181.8 | 1:53.860 | | | 9 | OUT | 108.8 | 31.943 | - | 42.837 | 184.3 | 4:27.446 | | | | |
| 4 | 43.938 | 113.2 | 30.157 | - | IN | - | 2:05.476 | Pit | | 10 | 43.209 | 110.0 | 29.657 | - | 40.763 | 183.0 | 1:53.629 | | | | |
| 5 | OUT | 102.2 | 31.695 | - | 42.326 | 183.0 | 5:28.000 | | | 11 | 43.606 | 112.2 | 30.427 | - | 39.032 | 183.9 | 1:53.065 | | | | |
| 6 | 43.664 | 114.8 | 29.600 | - | 38.714 | 184.3 | 1:51.978 | | | 12 | 52.702 | 102.6 | 34.621 | - | IN | - | 2:26.365 | Pit | | | |
| IDEAL LAP TIME: 1:51.523 | | | | | | | | | | FASTEST LAP: 1:51.978 | | | | | DIFFERENCE: +0.455 | | | | | | |

| 9 Sebastien LOEB (FRA) | | | | | | | | | | Citroen C-Elysee WTCC | | | | | TC1 | | | | | | |
|--------------------------|----------|-------|--------|----------|--------|-------|----------|--|--|-----------------------|--------|----------|--------|---|--------------------|-------|----------|----------|--|--|-----------|
| LAP | SECTOR 1 | | | SECTOR 2 | | | SECTOR 3 | | | TOTAL LAP | LAP | SECTOR 1 | | | SECTOR 2 | | | SECTOR 3 | | | TOTAL LAP |
| 1 | OUT | 87.9 | 38.512 | - | 48.092 | 186.5 | 2:42.363 | | | 7 | 43.790 | 128.5 | 30.768 | - | IN | - | 2:06.333 | Pit | | | |
| 2 | 42.741 | 120.0 | 29.724 | - | 38.436 | 187.8 | 1:50.901 | | | 8 | OUT | 114.0 | 34.196 | - | 41.567 | 186.5 | 6:53.357 | | | | |
| 3 | 43.077 | 126.3 | 29.955 | - | 38.673 | 187.8 | 1:51.705 | | | 9 | 43.118 | 104.9 | 29.555 | - | 38.888 | 187.1 | 1:51.561 | | | | |
| 4 | 43.310 | 122.0 | 30.185 | - | 38.806 | 186.2 | 1:52.301 | | | 10 | 43.225 | 118.6 | 29.836 | - | 38.702 | 188.4 | 1:51.763 | | | | |
| 5 | 43.588 | 120.8 | 30.328 | - | 38.847 | 185.5 | 1:52.763 | | | 11 | 43.382 | 111.5 | 30.046 | - | IN | - | 1:59.022 | Pit | | | |
| 6 | 43.917 | 115.8 | 30.425 | - | 38.896 | 186.8 | 1:53.238 | | | 12 | OUT | 115.0 | 31.501 | - | IN | - | 4:00.787 | Pit | | | |
| IDEAL LAP TIME: 1:50.732 | | | | | | | | | | FASTEST LAP: 1:50.901 | | | | | DIFFERENCE: +0.169 | | | | | | |

| 10 Gianni MORBIDELLI (ITA) | | | | | | | | | | Chevrolet RML Cruze TC1 | | | | | TC1 | | | | | | |
|----------------------------|----------|-------|--------|----------|--------|-------|----------|-----|--|-------------------------|--------|----------|--------|---|-------------------|-------|----------|----------|--|--|-----------|
| LAP | SECTOR 1 | | | SECTOR 2 | | | SECTOR 3 | | | TOTAL LAP | LAP | SECTOR 1 | | | SECTOR 2 | | | SECTOR 3 | | | TOTAL LAP |
| 1 | OUT | 90.9 | 34.265 | - | IN | - | 2:41.730 | Pit | | 7 | 44.740 | 113.3 | 30.218 | - | 39.873 | 182.4 | 1:54.831 | | | | |
| 2 | OUT | 94.1 | 32.678 | - | 41.805 | 180.9 | 4:16.807 | | | 8 | 44.614 | 120.9 | 30.466 | - | IN | - | 2:04.121 | Pit | | | |
| 3 | 44.304 | 113.5 | 29.911 | - | 39.773 | 181.5 | 1:53.988 | | | 9 | OUT | 106.6 | 32.468 | - | 42.904 | 181.5 | 5:41.769 | | | | |
| 4 | 44.551 | 116.0 | 30.221 | - | 39.545 | 183.6 | 1:54.317 | | | 10 | 43.931 | 113.4 | 29.701 | - | 39.374 | 182.4 | 1:53.006 | | | | |
| 5 | 58.680 | 110.7 | 30.629 | - | IN | - | 2:20.121 | Pit | | 11 | 46.209 | 113.8 | 30.721 | - | IN | - | 2:04.970 | Pit | | | |
| 6 | OUT | 107.2 | 31.266 | - | 40.438 | 180.6 | 6:28.691 | | | | | | | | | | | | | | |
| IDEAL LAP TIME: 1:53.006 | | | | | | | | | | FASTEST LAP: 1:53.006 | | | | | DIFFERENCE: 0.000 | | | | | | |

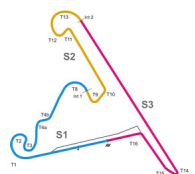


FIA WORLD TOURING CAR CHAMPIONSHIP TESTING - SECTOR ANALYSIS

| 11 James THOMPSON (GBR) | | | | | | | | | | Lada Granta 1.6T | | | | | TC1 | | | |
|--------------------------|----------|----------|----------|-----------|--------|----------|----------|----------|-----------|-----------------------|----------|----------|----------|-----------|--------------------|-------|----------|-----|
| LAP | SECTOR 1 | SECTOR 2 | SECTOR 3 | TOTAL LAP | LAP | SECTOR 1 | SECTOR 2 | SECTOR 3 | TOTAL LAP | LAP | SECTOR 1 | SECTOR 2 | SECTOR 3 | TOTAL LAP | | | | |
| 1 | OUT | 89.4 | 33.240 | - | 44.220 | 179.1 | 2:24.124 | | | 7 | 43.994 | 109.1 | 29.772 | - | 39.491 | 183.0 | 1:53.257 | |
| 2 | 47.446 | 97.8 | 31.524 | - | IN | - | 2:23.056 | Pit | | 8 | 43.870 | 111.0 | 30.159 | - | IN | - | 2:04.004 | Pit |
| 3 | OUT | 96.5 | 30.559 | - | 59.055 | 183.0 | 4:49.474 | | | 9 | OUT | 100.1 | 39.709 | - | 44.190 | 183.6 | 4:30.473 | |
| 4 | 44.203 | 110.0 | 29.961 | - | 39.506 | 184.3 | 1:53.670 | | | 10 | 43.500 | 119.0 | 29.809 | - | 39.205 | 183.6 | 1:52.514 | |
| 5 | 44.319 | 107.6 | 30.864 | - | IN | - | 2:07.299 | Pit | | 11 | 43.616 | 114.7 | 30.106 | - | 39.455 | 183.0 | 1:53.177 | |
| 6 | OUT | 100.9 | 31.476 | - | 40.224 | 182.7 | 5:16.195 | | | 12 | 50.027 | 96.9 | 33.125 | - | IN | - | 2:19.892 | Pit |
| IDEAL LAP TIME: 1:52.477 | | | | | | | | | | FASTEST LAP: 1:52.514 | | | | | DIFFERENCE: +0.037 | | | |

| 12 Rob HUFF (GBR) | | | | | | | | | | Lada Granta 1.6T | | | | | TC1 | | | |
|--------------------------|----------|----------|----------|-----------|--------|----------|----------|----------|-----------|-----------------------|----------|----------|----------|-----------|--------------------|-------|----------|-----|
| LAP | SECTOR 1 | SECTOR 2 | SECTOR 3 | TOTAL LAP | LAP | SECTOR 1 | SECTOR 2 | SECTOR 3 | TOTAL LAP | LAP | SECTOR 1 | SECTOR 2 | SECTOR 3 | TOTAL LAP | | | | |
| 1 | OUT | 84.5 | 34.955 | - | 45.950 | 160.9 | 3:02.427 | | | 8 | 43.935 | 113.2 | 29.666 | - | 39.357 | 181.5 | 1:52.958 | |
| 2 | 50.898 | 98.2 | 34.692 | - | 42.901 | 180.0 | 2:08.491 | | | 9 | 43.889 | 114.8 | 29.896 | - | IN | - | 2:04.472 | Pit |
| 3 | 45.166 | 109.0 | 30.106 | - | 40.793 | 180.0 | 1:56.065 | | | 10 | OUT | 98.2 | 37.624 | - | 46.480 | 181.5 | 4:47.583 | |
| 4 | 44.253 | 110.1 | 30.204 | - | 39.804 | 181.2 | 1:54.261 | | | 11 | 43.576 | 120.4 | 29.687 | - | 39.253 | 182.1 | 1:52.516 | |
| 5 | 44.395 | 112.1 | 30.470 | - | 39.666 | 180.9 | 1:54.531 | | | 12 | 43.693 | 116.2 | 29.855 | - | 39.307 | 183.9 | 1:52.855 | |
| 6 | 44.512 | 115.0 | 30.756 | - | IN | - | 2:05.607 | Pit | | 13 | 49.079 | 106.5 | 32.668 | - | IN | - | 2:16.325 | Pit |
| 7 | OUT | 96.1 | 33.994 | - | 40.720 | 181.2 | 5:33.830 | | | | | | | | | | | |
| IDEAL LAP TIME: 1:52.495 | | | | | | | | | | FASTEST LAP: 1:52.516 | | | | | DIFFERENCE: +0.021 | | | |

| 14 Mikhail KOZLOVSKIY (RUS) | | | | | | | | | | Lada Granta 1.6T | | | | | TC1 | | | |
|-----------------------------|----------|----------|----------|-----------|--------|----------|----------|----------|-----------|-----------------------|----------|----------|----------|-----------|--------------------|-------|----------|-----|
| LAP | SECTOR 1 | SECTOR 2 | SECTOR 3 | TOTAL LAP | LAP | SECTOR 1 | SECTOR 2 | SECTOR 3 | TOTAL LAP | LAP | SECTOR 1 | SECTOR 2 | SECTOR 3 | TOTAL LAP | | | | |
| 1 | OUT | 98.5 | 31.133 | - | 41.992 | 180.0 | 2:15.175 | | | 7 | OUT | 106.5 | 32.424 | - | 40.443 | 183.6 | 5:16.905 | |
| 2 | 44.824 | 112.4 | 30.160 | - | 39.615 | 182.7 | 1:54.599 | | | 8 | 44.037 | 115.3 | 29.480 | - | 39.473 | 185.2 | 1:52.990 | |
| 3 | 44.636 | 111.4 | 30.288 | - | IN | - | 2:07.548 | Pit | | 9 | 44.223 | 111.0 | 30.282 | - | 39.475 | 183.9 | 1:53.980 | |
| 4 | OUT | 122.4 | 32.520 | - | 40.472 | 183.6 | 5:40.697 | | | 10 | 44.480 | 102.3 | 30.302 | - | 39.426 | 182.4 | 1:54.208 | |
| 5 | 44.255 | 119.0 | 30.021 | - | 39.226 | 184.6 | 1:53.502 | | | 11 | 44.712 | 109.5 | 30.837 | - | 39.642 | 180.6 | 1:55.191 | |
| 6 | 3:24.033 | 95.1 | 33.943 | - | IN | - | 4:49.730 | Pit | | 12 | 45.028 | 107.8 | 31.017 | - | IN | - | 2:09.342 | Pit |
| IDEAL LAP TIME: 1:52.743 | | | | | | | | | | FASTEST LAP: 1:52.990 | | | | | DIFFERENCE: +0.247 | | | |



Weather/Track: Cloud 23C / Dry 27C

Page 4 of 7

www.mstworld.com



Shanghai International Circuit
Circuit Length: 4.603 km / 2.860 miles
Printed - 11:33 Friday, 10 October 2014

FIA WORLD TOURING CAR CHAMPIONSHIP TESTING - SECTOR ANALYSIS

| 18 Tiago MONTEIRO (PRT) | | | | | | | | | | Honda Civic WTCC | | | | | TC1 | | | | | | |
|--------------------------|----------|-------|--------|----------|--------|-------|----------|-----|--|-----------------------|--------|----------|--------|---|--------------------|-------|----------|----------|--|--|-----------|
| LAP | SECTOR 1 | | | SECTOR 2 | | | SECTOR 3 | | | TOTAL LAP | LAP | SECTOR 1 | | | SECTOR 2 | | | SECTOR 3 | | | TOTAL LAP |
| 1 | OUT | 105.8 | 31.159 | - | IN | - | 2:18.495 | Pit | | 7 | 43.448 | 117.3 | 29.791 | - | 39.102 | 185.2 | 1:52.341 | | | | |
| 2 | OUT | 110.4 | 32.950 | - | 39.300 | 186.5 | 3:41.098 | | | 8 | 43.866 | 113.6 | 30.051 | - | IN | - | 2:01.242 | Pit | | | |
| 3 | 43.294 | 116.2 | 29.718 | - | 38.728 | 185.8 | 1:51.740 | | | 9 | OUT | 105.7 | 31.306 | - | 42.081 | 186.2 | 5:56.097 | | | | |
| 4 | 43.500 | 116.5 | 29.955 | - | IN | - | 1:58.897 | Pit | | 10 | 42.976 | 118.8 | 29.892 | - | 38.676 | 185.8 | 1:51.544 | | | | |
| 5 | OUT | 92.6 | 31.321 | - | 39.530 | 186.8 | 4:31.106 | | | 11 | 43.585 | 114.5 | 30.030 | - | 38.688 | 186.2 | 1:52.303 | | | | |
| 6 | 44.386 | 111.4 | 31.198 | - | 40.351 | 185.5 | 1:55.935 | | | 12 | 45.774 | 112.5 | 31.282 | - | IN | - | 2:12.343 | Pit | | | |
| IDEAL LAP TIME: 1:51.370 | | | | | | | | | | FASTEST LAP: 1:51.544 | | | | | DIFFERENCE: +0.174 | | | | | | |

| 25 Mehdi BENNANI (MAR) | | | | | | | | | | Honda Civic WTCC | | | | | TC1 | | | | | | |
|--------------------------|----------|-------|--------|----------|--------|-------|----------|-----|--|-----------------------|--------|----------|--------|---|-------------------|-------|----------|----------|--|--|-----------|
| LAP | SECTOR 1 | | | SECTOR 2 | | | SECTOR 3 | | | TOTAL LAP | LAP | SECTOR 1 | | | SECTOR 2 | | | SECTOR 3 | | | TOTAL LAP |
| 1 | OUT | 88.2 | 30.760 | - | 40.787 | 185.5 | 2:12.960 | | | 8 | 43.891 | 104.3 | 30.183 | - | IN | - | 2:01.760 | Pit | | | |
| 2 | 43.342 | 110.8 | 29.388 | - | 38.981 | 186.2 | 1:51.711 | | | 9 | OUT | 97.5 | 32.137 | - | 41.669 | 185.5 | 5:17.590 | | | | |
| 3 | 44.385 | 106.5 | 29.635 | - | 39.073 | 186.5 | 1:53.093 | | | 10 | 43.307 | 106.0 | 29.345 | - | 38.702 | 187.8 | 1:51.354 | | | | |
| 4 | 43.626 | 114.3 | 29.937 | - | 39.138 | 185.8 | 1:52.701 | | | 11 | 47.304 | 104.0 | 31.625 | - | 39.428 | 186.8 | 1:58.357 | | | | |
| 5 | 43.828 | 106.5 | 31.209 | - | IN | - | 2:02.048 | Pit | | 12 | 43.626 | 107.7 | 29.772 | - | 38.903 | 186.5 | 1:52.301 | | | | |
| 6 | OUT | 94.5 | 31.074 | - | 41.070 | 184.9 | 6:26.025 | | | 13 | 52.040 | 85.6 | 34.622 | - | IN | - | 2:21.678 | Pit | | | |
| 7 | 43.950 | 109.1 | 29.730 | - | 39.147 | 186.2 | 1:52.827 | | | | | | | | | | | | | | |
| IDEAL LAP TIME: 1:51.354 | | | | | | | | | | FASTEST LAP: 1:51.354 | | | | | DIFFERENCE: 0.000 | | | | | | |

| 26 Filipe DE SOUZA (MAC) | | | | | | | | | | BMW E90 320 TC | | | | | TC2 | | | | | | |
|--------------------------|----------|-------|--------|----------|--------|-------|----------|-----|--|-----------------------|--------|----------|--------|---|--------------------|-------|----------|----------|--|--|-----------|
| LAP | SECTOR 1 | | | SECTOR 2 | | | SECTOR 3 | | | TOTAL LAP | LAP | SECTOR 1 | | | SECTOR 2 | | | SECTOR 3 | | | TOTAL LAP |
| 1 | OUT | 87.8 | 40.499 | - | IN | - | 3:18.493 | Pit | | 7 | 49.608 | 103.0 | 34.224 | - | IN | - | 2:19.383 | Pit | | | |
| 2 | OUT | 95.2 | 35.220 | - | 46.861 | 167.7 | 3:50.685 | | | 8 | OUT | 105.0 | 35.428 | - | 42.272 | 172.2 | 3:52.277 | | | | |
| 3 | 50.926 | 115.3 | 35.910 | - | 42.998 | 171.1 | 2:09.834 | | | 9 | 48.660 | 103.3 | 33.000 | - | 41.885 | 174.1 | 2:03.545 | | | | |
| 4 | 49.064 | 105.9 | 33.260 | - | 42.374 | 171.4 | 2:04.698 | | | 10 | 48.443 | 101.9 | 33.242 | - | 43.356 | 172.8 | 2:05.041 | | | | |
| 5 | 49.111 | 102.7 | 34.252 | - | 41.859 | 172.8 | 2:05.222 | | | 11 | 49.602 | 102.5 | 33.242 | - | IN | - | 2:18.117 | Pit | | | |
| 6 | 49.052 | 107.5 | 33.133 | - | 41.776 | 172.5 | 2:03.961 | | | | | | | | | | | | | | |
| IDEAL LAP TIME: 2:03.219 | | | | | | | | | | FASTEST LAP: 2:03.545 | | | | | DIFFERENCE: +0.326 | | | | | | |



Weather/Track: Cloud 23C / Dry 27C

Page 5 of 7

www.mstworld.com



Shanghai International Circuit
Circuit Length: 4.603 km / 2.860 miles
Printed - 11:33 Friday, 10 October 2014

FIA WORLD TOURING CAR CHAMPIONSHIP TESTING - SECTOR ANALYSIS

| 27 John FILIPPI (FRA) | | | | | | | | SEAT Leon WTCC | | | | | TC2 | | |
|--------------------------|----------|-------|----------|---|----------|-------|--------------|-----------------------|----------|-------|----------|---|--------------------|-------|--------------|
| LAP | SECTOR 1 | | SECTOR 2 | | SECTOR 3 | | TOTAL LAP | LAP | SECTOR 1 | | SECTOR 2 | | SECTOR 3 | | TOTAL LAP |
| 1 | OUT | - | 37.072 | - | 45.987 | 169.5 | 3:00.855 | 8 | OUT | 108.6 | 31.274 | - | 41.475 | 175.0 | 5:19.965 |
| 2 | 48.715 | 107.6 | 31.746 | - | 43.019 | 172.5 | 2:03.480 | 9 | 46.222 | 113.9 | 31.377 | - | 41.206 | 176.7 | 1:58.805 |
| 3 | 52.493 | 100.8 | 32.587 | - | 43.410 | 172.8 | 2:08.490 | 10 | 46.231 | 107.7 | 31.406 | - | 41.177 | 175.6 | 1:58.814 |
| 4 | 47.837 | 97.1 | 32.753 | - | IN | - | 2:16.653 Pit | 11 | 46.087 | 109.6 | 31.765 | - | 41.443 | 173.9 | 1:59.295 |
| 5 | OUT | 104.4 | 31.542 | - | 41.573 | 176.4 | 4:05.535 | 12 | 48.027 | 108.9 | 31.797 | - | 41.145 | 175.3 | 2:00.969 |
| 6 | 46.574 | 107.6 | 31.345 | - | 41.247 | 174.4 | 1:59.166 | 13 | 47.464 | 105.6 | 32.168 | - | IN | - | 2:14.690 Pit |
| 7 | 48.873 | 107.4 | 32.154 | - | IN | - | 2:12.988 Pit | | | | | | | | |
| IDEAL LAP TIME: 1:58.506 | | | | | | | | FASTEST LAP: 1:58.805 | | | | | DIFFERENCE: +0.299 | | |

| 33 MA Qing Hua (CHN) | | | | | | | | Citroen C-Elysee WTCC | | | | | TC1 | | |
|--------------------------|----------|-------|----------|---|----------|-------|--------------|-----------------------|----------|-------|----------|---|--------------------|-------|--------------|
| LAP | SECTOR 1 | | SECTOR 2 | | SECTOR 3 | | TOTAL LAP | LAP | SECTOR 1 | | SECTOR 2 | | SECTOR 3 | | TOTAL LAP |
| 1 | 52.228 | 101.0 | 32.133 | - | 40.252 | - | 2:04.613 | 8 | 43.291 | 125.3 | 29.798 | - | IN | - | 1:59.439 Pit |
| 2 | 42.807 | 114.5 | 29.836 | - | 38.752 | 185.8 | 1:51.395 | 9 | OUT | 111.7 | 31.655 | - | 39.758 | 188.1 | 4:41.644 |
| 3 | 43.781 | 116.8 | 29.852 | - | 38.713 | 187.8 | 1:52.346 | 10 | 43.147 | 126.0 | 29.779 | - | 38.654 | 186.8 | 1:51.580 |
| 4 | 43.443 | 113.0 | 30.065 | - | 38.824 | - | 1:52.332 | 11 | 43.641 | 122.5 | 30.104 | - | 38.658 | 186.2 | 1:52.403 |
| 5 | 43.453 | 120.2 | 30.366 | - | IN | - | 1:59.276 Pit | 12 | 44.229 | 120.9 | 29.985 | - | 38.567 | - | 1:52.781 |
| 6 | OUT | 102.1 | 32.451 | - | 40.038 | - | 7:09.782 | 13 | 43.625 | 121.7 | 30.366 | - | IN | - | 2:05.123 Pit |
| 7 | 43.393 | 124.6 | 29.481 | - | 38.257 | 187.8 | 1:51.131 | | | | | | | | |
| IDEAL LAP TIME: 1:50.545 | | | | | | | | FASTEST LAP: 1:51.131 | | | | | DIFFERENCE: +0.586 | | |

| 37 Jose Maria LOPEZ (ARG) | | | | | | | | Citroen C-Elysee WTCC | | | | | TC1 | | |
|---------------------------|----------|-------|----------|---|----------|-------|--------------|-----------------------|----------|-------|----------|---|-------------------|-------|--------------|
| LAP | SECTOR 1 | | SECTOR 2 | | SECTOR 3 | | TOTAL LAP | LAP | SECTOR 1 | | SECTOR 2 | | SECTOR 3 | | TOTAL LAP |
| 1 | OUT | 104.0 | 32.019 | - | 38.959 | 186.5 | 2:50.776 | 7 | 44.218 | 112.4 | 30.148 | - | 38.452 | 188.1 | 1:52.818 |
| 2 | 43.283 | 113.8 | 30.011 | - | 41.191 | 187.1 | 1:54.485 | 8 | 43.460 | 120.6 | 30.206 | - | IN | - | 2:11.522 Pit |
| 3 | 43.183 | 121.9 | 30.142 | - | 38.529 | 186.8 | 1:51.854 | 9 | OUT | 102.5 | 32.422 | - | 40.750 | 188.8 | 6:08.846 |
| 4 | 43.746 | 110.1 | 30.180 | - | 38.650 | 186.5 | 1:52.576 | 10 | 42.662 | 122.2 | 29.527 | - | 38.207 | - | 1:50.396 |
| 5 | 43.758 | 110.2 | 30.428 | - | IN | - | 2:06.915 Pit | 11 | 46.086 | 110.8 | 29.966 | - | IN | - | 2:06.965 Pit |
| 6 | OUT | 109.4 | 30.165 | - | 38.970 | 188.4 | 7:37.968 | | | | | | | | |
| IDEAL LAP TIME: 1:50.396 | | | | | | | | FASTEST LAP: 1:50.396 | | | | | DIFFERENCE: 0.000 | | |



FIA WORLD TOURING CAR CHAMPIONSHIP TESTING - SECTOR ANALYSIS

| 38 William LOK (HKG) | | SEAT Leon WTCC | | | | | | | | | | TC2 | | | | | | |
|--------------------------|----------|----------------|----------|-----------------------|--------|----------|----------|--------------------|-----------|----|--------|-------|--------|---|--------|-------|----------|-----|
| LAP | SECTOR 1 | SECTOR 2 | SECTOR 3 | TOTAL LAP | LAP | SECTOR 1 | SECTOR 2 | SECTOR 3 | TOTAL LAP | | | | | | | | | |
| 1 | OUT | - | 44.330 | - | 43.074 | 165.3 | 3:23.615 | | | 7 | 48.378 | 113.1 | 33.937 | - | 43.445 | 168.7 | 2:05.760 | |
| 2 | 51.150 | 112.9 | 35.396 | - | IN | - | 2:27.883 | Pit | | 8 | 50.429 | 110.8 | 34.714 | - | IN | - | 2:46.021 | Pit |
| 3 | OUT | 112.4 | 34.254 | - | 42.333 | 169.8 | 4:43.265 | | | 9 | OUT | 105.8 | 33.845 | - | 42.472 | 168.2 | 4:47.511 | |
| 4 | 47.855 | 108.9 | 36.319 | - | 42.577 | 170.6 | 2:06.751 | | | 10 | 47.722 | 111.3 | 33.138 | - | 42.741 | 170.8 | 2:03.601 | |
| 5 | 49.129 | 111.0 | 32.940 | - | 43.151 | 171.7 | 2:05.220 | | | 11 | 48.042 | 105.8 | 35.737 | - | 42.268 | 170.0 | 2:06.047 | |
| 6 | 49.774 | 107.7 | 34.227 | - | 42.417 | 170.0 | 2:06.418 | | | 12 | 47.769 | 106.2 | 33.022 | - | IN | - | 2:18.970 | Pit |
| IDEAL LAP TIME: 2:02.930 | | | | FASTEST LAP: 2:03.601 | | | | DIFFERENCE: +0.671 | | | | | | | | | | |

| 77 Rene MUNNICH (DEU) | | Chevrolet RML Cruze TC1 | | | | | | | | | | TC1 | | | | | | |
|--------------------------|----------|-------------------------|----------|-----------------------|--------|----------|----------|--------------------|-----------|---|--------|-------|--------|---|--------|-------|----------|-----|
| LAP | SECTOR 1 | SECTOR 2 | SECTOR 3 | TOTAL LAP | LAP | SECTOR 1 | SECTOR 2 | SECTOR 3 | TOTAL LAP | | | | | | | | | |
| 1 | OUT | 103.5 | 33.232 | - | IN | - | 2:47.356 | Pit | | 6 | 45.810 | 109.2 | 30.740 | - | 40.208 | 183.3 | 1:56.758 | |
| 2 | OUT | 106.2 | 31.976 | - | 41.190 | 177.9 | 3:53.200 | | | 7 | 47.424 | 108.1 | 33.044 | - | IN | - | 2:11.303 | Pit |
| 3 | 45.772 | 102.3 | 30.669 | - | 40.654 | 180.3 | 1:57.095 | | | 8 | OUT | 106.8 | 31.332 | - | 45.766 | 183.3 | 4:35.642 | |
| 4 | 46.169 | 102.6 | 30.735 | - | IN | - | 2:09.618 | Pit | | 9 | 45.808 | 109.7 | 31.657 | - | IN | - | 2:12.528 | Pit |
| 5 | OUT | 106.6 | 30.615 | - | 40.676 | 180.6 | 5:54.264 | | | | | | | | | | | |
| IDEAL LAP TIME: 1:56.595 | | | | FASTEST LAP: 1:56.758 | | | | DIFFERENCE: +0.163 | | | | | | | | | | |

| 98 Dusan BORKOVIC (SRB) | | Chevrolet RML Cruze TC1 | | | | | | | | | | TC1 | | | | | |
|-------------------------|----------|-------------------------|----------|--------------|-----|----------|----------|-------------------|-----------|--|--|-----|--|--|--|--|--|
| LAP | SECTOR 1 | SECTOR 2 | SECTOR 3 | TOTAL LAP | LAP | SECTOR 1 | SECTOR 2 | SECTOR 3 | TOTAL LAP | | | | | | | | |
| 1 | OUT | - | 48.643 | - | IN | - | 3:37.613 | Pit | | | | | | | | | |
| IDEAL LAP TIME: | | | | FASTEST LAP: | | | | DIFFERENCE: 0.000 | | | | | | | | | |



FIA WORLD TOURING CAR CHAMPIONSHIP TESTING - BEST SECTOR SPEEDS

| | INTERMEDIATE 1 | | | INTERMEDIATE 2 | | | FINISH LINE | | | | | |
|----|----------------|------------|-------|----------------|----|------|-------------|-----|----|------------|-------|-----|
| | NO | NAME | SPEED | LAP | NO | NAME | SPEED | LAP | NO | NAME | SPEED | LAP |
| 1 | 9 | LOEB | 128.5 | 7 | | | | | 1 | MULLER | 188.8 | 12 |
| 2 | 5 | MICHELISZ | 127.1 | 4 | | | | | 37 | LOPEZ | 188.8 | 9 |
| 3 | 4 | CORONEL | 126.5 | 11 | | | | | 9 | LOEB | 188.4 | 10 |
| 4 | 33 | MA | 126.0 | 10 | | | | | 33 | MA | 188.1 | 9 |
| 5 | 1 | MULLER | 125.0 | 11 | | | | | 25 | BENNANI | 187.8 | 10 |
| 6 | 14 | KOZLOVSKIY | 122.4 | 4 | | | | | 5 | MICHELISZ | 187.5 | 9 |
| 7 | 37 | LOPEZ | 122.2 | 10 | | | | | 18 | MONTEIRO | 186.8 | 5 |
| 8 | 10 | MORBIDELLI | 120.9 | 8 | | | | | 2 | TARQUINI | 186.5 | 9 |
| 9 | 3 | CHILTON | 120.8 | 9 | | | | | 14 | KOZLOVSKIY | 185.2 | 8 |
| 10 | 2 | TARQUINI | 120.6 | 3 | | | | | 7 | VALENTE | 184.3 | 9 |
| 11 | 12 | HUFF | 120.4 | 11 | | | | | 11 | THOMPSON | 184.3 | 4 |
| 12 | 11 | THOMPSON | 119.0 | 10 | | | | | 12 | HUFF | 183.9 | 12 |
| 13 | 18 | MONTEIRO | 118.8 | 10 | | | | | 10 | MORBIDELLI | 183.6 | 4 |
| 14 | 26 | DE SOUZA | 115.3 | 3 | | | | | 77 | MUNNICH | 183.3 | 8 |
| 15 | 7 | VALENTE | 114.8 | 6 | | | | | 3 | CHILTON | 181.5 | 8 |
| 16 | 25 | BENNANI | 114.3 | 4 | | | | | 4 | CORONEL | 180.3 | 5 |
| 17 | 6 | ENGSTLER | 114.2 | 10 | | | | | 27 | FILIPPI | 176.7 | 9 |
| 18 | 27 | FILIPPI | 113.9 | 9 | | | | | 6 | ENGSTLER | 175.6 | 9 |
| 19 | 38 | LOK | 113.1 | 7 | | | | | 26 | DE SOUZA | 174.1 | 9 |
| 20 | 77 | MUNNICH | 109.7 | 9 | | | | | 38 | LOK | 171.7 | 5 |



Weather/Track: Cloud 23C / Dry 27C

www.mstworld.com



Shanghai International Circuit
Circuit Length: 4.603 km / 2.860 miles
Printed - 11:33 Friday, 10 October 2014

FIA WORLD TOURING CAR CHAMPIONSHIP TESTING - BEST SECTOR TIMES

| | SECTOR 1 | | | SECTOR 2 | | | SECTOR 3 | | | IDEAL/BEST LAP COMPARISON | | | | |
|----|----------|----------|-----|----------|--------|-----|----------|----------|-----|---------------------------|----------|----------|-----|--------|
| | NO | TIME | LAP | NO | TIME | LAP | NO | TIME | LAP | NO NAME | IDEAL | BEST | LAP | DIFF |
| 1 | 37 | 42.662 | 10 | 5 | 29.131 | 9 | 37 | 38.207 | 10 | 37 LOPEZ | 1:50.396 | 1:50.396 | 10 | 0.000 |
| 2 | 9 | 42.741 | 2 | 1 | 29.181 | 10 | 33 | 38.257 | 7 | 33 MA | 1:50.545 | 1:51.131 | 7 | +0.586 |
| 3 | 33 | 42.807 | 2 | 3 | 29.289 | 8 | 1 | 38.291 | 10 | 1 MULLER | 1:50.570 | 1:50.595 | 10 | +0.025 |
| 4 | 18 | 42.976 | 10 | 25 | 29.345 | 10 | 5 | 38.324 | 9 | 5 MICHELISZ | 1:50.681 | 1:50.750 | 9 | +0.069 |
| 5 | 2 | 42.987 | 10 | 2 | 29.416 | 10 | 9 | 38.436 | 2 | 9 LOEB | 1:50.732 | 1:50.901 | 2 | +0.169 |
| 6 | 1 | 43.098 | 11 | 14 | 29.480 | 8 | 18 | 38.676 | 10 | 2 TARQUINI | 1:51.097 | 1:51.097 | 10 | 0.000 |
| 7 | 7 | 43.209 | 8 | 33 | 29.481 | 7 | 2 | 38.694 | 10 | 25 BENNANI | 1:51.354 | 1:51.354 | 10 | 0.000 |
| 8 | 5 | 43.226 | 11 | 37 | 29.527 | 10 | 25 | 38.702 | 10 | 18 MONTEIRO | 1:51.370 | 1:51.544 | 10 | +0.174 |
| 9 | 25 | 43.307 | 10 | 9 | 29.555 | 9 | 7 | 38.714 | 6 | 7 VALENTE | 1:51.523 | 1:51.978 | 6 | +0.455 |
| 10 | 3 | 43.432 | 8 | 7 | 29.600 | 6 | 11 | 39.205 | 10 | 3 CHILTON | 1:52.136 | 1:52.433 | 9 | +0.297 |
| 11 | 11 | 43.500 | 10 | 12 | 29.666 | 8 | 14 | 39.226 | 5 | 11 THOMPSON | 1:52.477 | 1:52.514 | 10 | +0.037 |
| 12 | 12 | 43.576 | 3 | 10 | 29.701 | 10 | 12 | 39.253 | 11 | 12 HUFF | 1:52.495 | 1:52.516 | 11 | +0.021 |
| 13 | 4 | 43.726 | 10 | 18 | 29.718 | 3 | 10 | 39.374 | 10 | 14 KOZLOVSKIY | 1:52.743 | 1:52.990 | 8 | +0.247 |
| 14 | 10 | 43.931 | 10 | 4 | 29.743 | 9 | 3 | 39.415 | 9 | 10 MORBIDELLI | 1:53.006 | 1:53.006 | 10 | 0.000 |
| 15 | 14 | 44.037 | 8 | 11 | 29.772 | 7 | 4 | 39.727 | 4 | 4 CORONEL | 1:53.196 | 1:53.329 | 9 | +0.133 |
| 16 | 77 | 45.772 | 3 | 77 | 30.615 | 5 | 77 | 40.208 | 6 | 77 MUNNICH | 1:56.595 | 1:56.758 | 6 | +0.163 |
| 17 | 6 | 45.988 | 9 | 6 | 31.180 | 9 | 6 | 40.640 | 4 | 6 ENGSTLER | 1:57.808 | 1:57.904 | 9 | +0.096 |
| 18 | 27 | 46.087 | 11 | 27 | 31.274 | 8 | 27 | 41.145 | 12 | 27 FILIPPI | 1:58.506 | 1:58.805 | 9 | +0.299 |
| 19 | 38 | 47.722 | 10 | 38 | 32.940 | 5 | 26 | 41.776 | 6 | 38 LOK | 2:02.930 | 2:03.601 | 10 | +0.671 |
| 20 | 26 | 48.443 | 10 | 26 | 33.000 | 9 | 38 | 42.268 | 11 | 26 DE SOUZA | 2:03.219 | 2:03.545 | 9 | +0.326 |
| 21 | 98 | 1:41.017 | 1 | 98 | 48.643 | 1 | 98 | 1:07.953 | 1 | | | | | |

'Perfect Lap' - 1:50.000



Weather/Track: Cloud 23C / Dry 27C

www.mstworld.com



Shanghai International Circuit
Circuit Length: 4.603 km / 2.860 miles
Printed - 11:37 Friday, 10 October 2014

FIA WORLD TOURING CAR CHAMPIONSHIP FREE PRACTICE 1 - CLASSIFICATION

| NO | CL | DRIVER | NAT | CAR | TIME | ON | LAPS | GAP | DIFF | KM/H |
|----|----|------------------------|-----|-------------------------|----------|----|------|--------|-------|--------|
| 1 | 1 | TC1 Yvan MULLER | FRA | Citroen C-Elysee WTCC | 1:51.060 | 2 | 14 | | | 149.20 |
| 2 | 2 | TC1 Gabriele TARQUINI | ITA | Honda Civic WTCC | 1:51.273 | 3 | 11 | 0.213 | 0.213 | 148.92 |
| 3 | 37 | TC1 Jose Maria LOPEZ | ARG | Citroen C-Elysee WTCC | 1:51.326 | 2 | 11 | 0.266 | 0.053 | 148.84 |
| 4 | 33 | TC1 MA Qing Hua | CHN | Citroen C-Elysee WTCC | 1:51.588 | 3 | 13 | 0.528 | 0.262 | 148.49 |
| 5 | 18 | TC1 Tiago MONTEIRO | PRT | Honda Civic WTCC | 1:51.627 | 3 | 12 | 0.567 | 0.039 | 148.44 |
| 6 | 9 | TC1 Sebastien LOEB | FRA | Citroen C-Elysee WTCC | 1:51.771 | 2 | 13 | 0.711 | 0.144 | 148.25 |
| 7 | 3 | TC1 Tom CHILTON | GBR | Chevrolet RML Cruze TC1 | 1:51.790 | 9 | 11 | 0.730 | 0.019 | 148.23 |
| 8 | 5 | TC1 Norbert MICHELISZ | HUN | Honda Civic WTCC | 1:51.885 | 4 | 11 | 0.825 | 0.095 | 148.10 |
| 9 | 4 | TC1 Tom CORONEL | NLD | Chevrolet RML Cruze TC1 | 1:52.403 | 2 | 11 | 1.343 | 0.518 | 147.42 |
| 10 | 25 | TC1 Mehdi BENNANI | MAR | Honda Civic WTCC | 1:52.610 | 6 | 12 | 1.550 | 0.207 | 147.15 |
| 11 | 7 | TC1 Hugo VALENTE | FRA | Chevrolet RML Cruze TC1 | 1:52.864 | 2 | 10 | 1.804 | 0.254 | 146.82 |
| 12 | 98 | TC1 Dusan BORKOVIC | SRB | Chevrolet RML Cruze TC1 | 1:53.146 | 3 | 11 | 2.086 | 0.282 | 146.45 |
| 13 | 10 | TC1 Gianni MORBIDELLI | ITA | Chevrolet RML Cruze TC1 | 1:53.736 | 2 | 10 | 2.676 | 0.590 | 145.69 |
| 14 | 77 | TC1 Rene MUNNICH | DEU | Chevrolet RML Cruze TC1 | 1:53.778 | 3 | 14 | 2.718 | 0.042 | 145.64 |
| 15 | 12 | TC1 Rob HUFF | GBR | Lada Granta 1.6T | 1:53.900 | 2 | 12 | 2.840 | 0.122 | 145.48 |
| 16 | 14 | TC1 Mikhail KOZLOVSKIY | RUS | Lada Granta 1.6T | 1:53.998 | 7 | 11 | 2.938 | 0.098 | 145.36 |
| 17 | 11 | TC1 James THOMPSON | GBR | Lada Granta 1.6T | 1:54.526 | 10 | 11 | 3.466 | 0.528 | 144.69 |
| 18 | 6 | TC2 Franz ENGSTLER | DEU | BMW E90 320 TC | 1:56.804 | 2 | 13 | 5.744 | 2.278 | 141.86 |
| 19 | 27 | TC2 John FILIPPI | FRA | SEAT Leon WTCC | 1:58.043 | 4 | 12 | 6.983 | 1.239 | 140.37 |
| 20 | 26 | TC2 Filipe DE SOUZA | MAC | BMW E90 320 TC | 2:00.464 | 4 | 11 | 9.404 | 2.421 | 137.55 |
| 21 | 38 | TC2 William LOK | HKG | SEAT Leon WTCC | 2:01.481 | 10 | 14 | 10.421 | 1.017 | 136.40 |

For Media Information Purposes - No Regulatory Value.

Shanghai International Circuit
Circuit Length: 4.603 km / 2.860 miles
Start: 8:10 Flag: 8:40

Weather/Track: Bright 22C / Dry 24C

| | | | |
|---------------|----------|------------|------------|
| Race Director | Steward: | Timekeeper | Posted at: |
|---------------|----------|------------|------------|

www.mstworld.com

Printed -8:41 Saturday, 11 October 2014



FIA WORLD TOURING CAR CHAMPIONSHIP FREE PRACTICE 1 - SECTOR ANALYSIS

| 1 Yvan MULLER (FRA) | | | | | | | | Citroen C-Elysee WTCC | | | | | | | | TC1 |
|--------------------------|----------|-------|----------|---|----------|-------|--------------|-----------------------|----------|-------|----------|---|----------|-------|--------------|--------------------|
| LAP | SECTOR 1 | | SECTOR 2 | | SECTOR 3 | | TOTAL LAP | LAP | SECTOR 1 | | SECTOR 2 | | SECTOR 3 | | TOTAL LAP | |
| 1 | OUT | 104.3 | 33.732 | - | 47.017 | - | 2:22.247 | 8 | 43.805 | 119.3 | 30.090 | - | 38.900 | 186.2 | 1:52.795 | |
| 2 | 43.311 | 120.5 | 29.396 | - | 38.353 | 186.5 | 1:51.060 | 9 | 43.949 | 120.4 | 30.197 | - | 38.764 | 185.2 | 1:52.910 | |
| 3 | 43.139 | 119.4 | 29.537 | - | 38.663 | 185.5 | 1:51.339 | 10 | 44.035 | 118.1 | 30.284 | - | 38.960 | 185.2 | 1:53.279 | |
| 4 | 43.813 | 114.4 | 30.185 | - | IN | - | 2:00.714 Pit | 11 | 43.919 | 122.8 | 30.584 | - | 38.846 | - | 1:53.349 | |
| 5 | OUT | 95.8 | 31.386 | - | 39.745 | 184.3 | 8:35.556 | 12 | 44.408 | 112.4 | 30.561 | - | 38.984 | 184.6 | 1:53.953 | |
| 6 | 43.790 | 121.5 | 29.816 | - | 39.152 | 179.4 | 1:52.758 | 13 | 44.205 | 133.7 | 30.637 | - | 39.679 | 185.5 | 1:54.521 | |
| 7 | 43.700 | 120.8 | 29.996 | - | 38.611 | 184.9 | 1:52.307 | 14 | 44.541 | 111.6 | 30.548 | - | IN | - | 2:07.068 Pit | |
| IDEAL LAP TIME: 1:50.888 | | | | | | | | FASTEST LAP: 1:51.060 | | | | | | | | DIFFERENCE: +0.172 |

| 2 Gabriele TARQUINI (ITA) | | | | | | | | Honda Civic WTCC | | | | | | | | TC1 |
|---------------------------|----------|-------|----------|---|----------|-------|--------------|-----------------------|----------|-------|----------|---|----------|-------|--------------|--------------------|
| LAP | SECTOR 1 | | SECTOR 2 | | SECTOR 3 | | TOTAL LAP | LAP | SECTOR 1 | | SECTOR 2 | | SECTOR 3 | | TOTAL LAP | |
| 1 | OUT | 100.8 | 31.929 | - | 41.407 | 185.2 | 2:28.109 | 7 | 46.535 | 119.2 | 31.327 | - | IN | - | 2:07.668 Pit | |
| 2 | 43.374 | 117.7 | 29.593 | - | 38.506 | 186.8 | 1:51.473 | 8 | OUT | 112.9 | 31.027 | - | 39.072 | 185.8 | 5:22.169 | |
| 3 | 43.183 | 112.3 | 29.617 | - | 38.473 | 186.8 | 1:51.273 | 9 | 44.148 | 113.1 | 32.581 | - | 39.728 | 185.5 | 1:56.457 | |
| 4 | 46.889 | 113.4 | 32.919 | - | IN | - | 2:08.700 Pit | 10 | 43.771 | 117.1 | 30.270 | - | 38.400 | 186.2 | 1:52.441 | |
| 5 | OUT | 104.0 | 32.154 | - | 42.927 | 183.9 | 8:38.340 | 11 | 47.489 | 118.6 | 31.082 | - | IN | - | 2:08.299 Pit | |
| 6 | 43.331 | 116.6 | 29.774 | - | 38.589 | 185.8 | 1:51.694 | | | | | | | | | |
| IDEAL LAP TIME: 1:51.176 | | | | | | | | FASTEST LAP: 1:51.273 | | | | | | | | DIFFERENCE: +0.097 |

| 3 Tom CHILTON (GBR) | | | | | | | | Chevrolet RML Cruze TC1 | | | | | | | | TC1 |
|--------------------------|----------|-------|----------|---|----------|-------|--------------|-------------------------|----------|-------|----------|---|----------|-------|--------------|-------------------|
| LAP | SECTOR 1 | | SECTOR 2 | | SECTOR 3 | | TOTAL LAP | LAP | SECTOR 1 | | SECTOR 2 | | SECTOR 3 | | TOTAL LAP | |
| 1 | OUT | 110.2 | 30.708 | - | 41.698 | 182.7 | 2:40.980 | 7 | 45.291 | 113.9 | 33.197 | - | IN | - | 2:14.904 Pit | |
| 2 | 43.565 | 121.0 | 29.695 | - | 39.158 | 183.6 | 1:52.418 | 8 | OUT | 108.8 | 34.227 | - | 43.133 | 182.4 | 8:01.873 | |
| 3 | 43.720 | 115.2 | 29.860 | - | IN | - | 2:06.319 Pit | 9 | 43.398 | 124.2 | 29.573 | - | 38.819 | 183.3 | 1:51.790 | |
| 4 | OUT | 100.6 | 30.424 | - | 39.605 | 183.6 | 6:29.793 | 10 | 43.438 | 118.7 | 29.774 | - | 39.312 | 181.2 | 1:52.524 | |
| 5 | 43.604 | 110.2 | 29.634 | - | 39.368 | 181.5 | 1:52.606 | 11 | 46.565 | 104.0 | 32.501 | - | IN | - | 2:16.887 Pit | |
| 6 | 43.603 | 119.5 | 30.075 | - | 39.118 | 182.4 | 1:52.796 | | | | | | | | | |
| IDEAL LAP TIME: 1:51.790 | | | | | | | | FASTEST LAP: 1:51.790 | | | | | | | | DIFFERENCE: 0.000 |



FIA WORLD TOURING CAR CHAMPIONSHIP FREE PRACTICE 1 - SECTOR ANALYSIS

| 4 Tom CORONEL (NLD) | | | | | Chevrolet RML Cruze TC1 | | | | | TC1 | |
|--------------------------|----------|----------|----------|-----------|-------------------------|----------|----------|----------|-----------|--------------------|--|
| LAP | SECTOR 1 | SECTOR 2 | SECTOR 3 | TOTAL LAP | LAP | SECTOR 1 | SECTOR 2 | SECTOR 3 | TOTAL LAP | | |
| 1 | OUT | 113.8 | 31.612 | - | 40.201 | 181.5 | 2:43.586 | | | | |
| 2 | 43.524 | 119.7 | 29.732 | - | 39.147 | 180.0 | 1:52.403 | | | | |
| 3 | 43.477 | 120.2 | 30.027 | - | IN | - | 2:05.927 | Pit | | | |
| 4 | OUT | 96.2 | 32.606 | - | 39.735 | 182.4 | 4:44.668 | | | | |
| 5 | 43.887 | 113.6 | 33.380 | - | IN | - | 2:11.993 | Pit | | | |
| 6 | OUT | 101.5 | 33.720 | - | 46.830 | 180.3 | 4:06.463 | | | | |
| IDEAL LAP TIME: 1:52.356 | | | | | FASTEST LAP: 1:52.403 | | | | | DIFFERENCE: +0.047 | |

| 5 Norbert MICHELISZ (HUN) | | | | | Honda Civic WTCC | | | | | TC1 | |
|---------------------------|----------|----------|----------|-----------|-----------------------|----------|----------|----------|-----------|--------------------|--|
| LAP | SECTOR 1 | SECTOR 2 | SECTOR 3 | TOTAL LAP | LAP | SECTOR 1 | SECTOR 2 | SECTOR 3 | TOTAL LAP | | |
| 1 | OUT | 94.7 | 33.212 | - | 42.677 | 185.5 | 2:37.913 | | | | |
| 2 | 44.248 | 116.2 | 29.372 | - | 38.462 | 185.8 | 1:52.082 | | | | |
| 3 | 43.655 | 111.9 | 29.566 | - | 38.784 | 184.3 | 1:52.005 | | | | |
| 4 | 43.506 | 113.6 | 29.787 | - | 38.592 | 186.5 | 1:51.885 | | | | |
| 5 | 47.883 | 100.0 | 32.327 | - | IN | - | 2:10.142 | Pit | | | |
| 6 | OUT | 101.1 | 31.515 | - | 41.333 | 185.5 | 4:16.320 | | | | |
| IDEAL LAP TIME: 1:51.275 | | | | | FASTEST LAP: 1:51.885 | | | | | DIFFERENCE: +0.610 | |

| 6 Franz ENGSTLER (DEU) | | | | | BMW E90 320 TC | | | | | TC2 | |
|--------------------------|----------|----------|----------|-----------|-----------------------|----------|----------|----------|-----------|--------------------|--|
| LAP | SECTOR 1 | SECTOR 2 | SECTOR 3 | TOTAL LAP | LAP | SECTOR 1 | SECTOR 2 | SECTOR 3 | TOTAL LAP | | |
| 1 | OUT | 106.0 | 39.579 | - | 53.807 | 173.9 | 3:24.437 | | | | |
| 2 | 45.247 | 113.9 | 30.903 | - | 40.654 | 176.1 | 1:56.804 | | | | |
| 3 | 45.459 | 105.8 | 31.137 | - | 40.592 | 174.4 | 1:57.188 | | | | |
| 4 | 45.510 | 114.2 | 31.414 | - | 40.630 | 174.4 | 1:57.554 | | | | |
| 5 | 45.845 | 102.3 | 31.845 | - | IN | - | 2:15.117 | Pit | | | |
| 6 | OUT | 105.8 | 32.191 | - | 42.759 | 175.0 | 4:23.787 | | | | |
| 7 | 45.793 | 112.5 | 31.195 | - | 40.295 | 175.3 | 1:57.283 | | | | |
| IDEAL LAP TIME: 1:56.445 | | | | | FASTEST LAP: 1:56.804 | | | | | DIFFERENCE: +0.359 | |



FIA WORLD TOURING CAR CHAMPIONSHIP FREE PRACTICE 1 - SECTOR ANALYSIS

| 7 Hugo VALENTE (FRA) | | | | | Chevrolet RML Cruze TC1 | | | | | TC1 | |
|--------------------------|--------------|----------|----------|--------------|-------------------------|----------|--------------|----------|--------------|--------------------|--|
| LAP | SECTOR 1 | SECTOR 2 | SECTOR 3 | TOTAL LAP | LAP | SECTOR 1 | SECTOR 2 | SECTOR 3 | TOTAL LAP | | |
| 1 | OUT 101.4 | 34.550 | - | 51.284 180.3 | 2:59.622 | 6 | 43.647 113.5 | 30.297 - | 38.977 183.3 | 1:52.921 | |
| 2 | 43.888 113.7 | 29.878 | - | 39.098 181.2 | 1:52.864 | 7 | 43.736 116.3 | 30.389 - | IN - | 2:13.592 Pit | |
| 3 | 43.713 115.5 | 30.242 | - | 39.124 182.7 | 1:53.079 | 8 | OUT 109.1 | 32.194 - | 41.400 182.7 | 5:41.929 | |
| 4 | 43.407 118.8 | 30.265 | - | IN - | 2:08.781 Pit | 9 | 43.714 114.6 | 30.744 - | 39.451 182.1 | 1:53.909 | |
| 5 | OUT 94.4 | 33.621 | - | 46.361 183.0 | 8:49.154 | 10 | 43.950 112.5 | 33.371 - | IN - | 2:21.689 Pit | |
| IDEAL LAP TIME: 1:52.262 | | | | | FASTEST LAP: 1:52.864 | | | | | DIFFERENCE: +0.602 | |

| 9 Sebastien LOEB (FRA) | | | | | Citroen C-Elysee WTCC | | | | | TC1 | |
|--------------------------|--------------|----------|----------|--------------|-----------------------|----------|--------------|----------|--------------|--------------------|--|
| LAP | SECTOR 1 | SECTOR 2 | SECTOR 3 | TOTAL LAP | LAP | SECTOR 1 | SECTOR 2 | SECTOR 3 | TOTAL LAP | | |
| 1 | OUT 119.0 | 34.596 | - | 48.598 184.6 | 2:25.923 | 8 | 44.314 112.5 | 30.128 - | 39.270 184.6 | 1:53.712 | |
| 2 | 43.175 119.3 | 29.815 | - | 38.781 186.2 | 1:51.771 | 9 | 43.683 112.9 | 30.410 - | 39.079 185.2 | 1:53.172 | |
| 3 | 43.357 113.7 | 29.781 | - | 38.938 185.8 | 1:52.076 | 10 | 43.847 128.5 | 30.500 - | 38.978 183.3 | 1:53.325 | |
| 4 | 43.132 119.3 | 29.966 | - | 38.957 185.2 | 1:52.055 | 11 | 44.029 119.4 | 30.621 - | 39.431 185.2 | 1:54.081 | |
| 5 | 43.657 111.5 | 30.630 | - | 39.321 184.9 | 1:53.608 | 12 | 43.694 112.1 | 30.528 - | 39.160 184.3 | 1:53.382 | |
| 6 | 44.513 115.3 | 30.395 | - | IN - | 2:03.906 Pit | 13 | 43.986 111.6 | 30.552 - | IN - | 2:02.708 Pit | |
| 7 | OUT 115.3 | 32.821 | - | 39.894 183.0 | 9:35.874 | | | | | | |
| IDEAL LAP TIME: 1:51.694 | | | | | FASTEST LAP: 1:51.771 | | | | | DIFFERENCE: +0.077 | |

| 10 Gianni MORBIDELLI (ITA) | | | | | Chevrolet RML Cruze TC1 | | | | | TC1 | |
|----------------------------|--------------|----------|----------|--------------|-------------------------|----------|--------------|----------|--------------|--------------------|--|
| LAP | SECTOR 1 | SECTOR 2 | SECTOR 3 | TOTAL LAP | LAP | SECTOR 1 | SECTOR 2 | SECTOR 3 | TOTAL LAP | | |
| 1 | OUT 94.0 | 33.940 | - | 41.517 180.0 | 2:49.837 | 6 | 44.628 117.9 | 30.231 - | 40.165 181.2 | 1:55.024 | |
| 2 | 44.411 116.4 | 29.833 | - | 39.492 180.9 | 1:53.736 | 7 | 44.536 111.8 | 30.178 - | IN - | 2:05.074 Pit | |
| 3 | 44.317 114.6 | 30.170 | - | 39.405 181.2 | 1:53.892 | 8 | OUT 109.8 | 30.664 - | 39.968 181.2 | 8:54.508 | |
| 4 | 44.400 114.8 | 30.579 | - | IN - | 2:03.204 Pit | 9 | 44.694 114.3 | 30.643 - | 39.815 180.6 | 1:55.152 | |
| 5 | OUT 105.4 | 30.829 | - | 39.972 181.2 | 8:21.615 | 10 | 46.378 108.4 | 31.646 - | IN - | 2:09.967 Pit | |
| IDEAL LAP TIME: 1:53.555 | | | | | FASTEST LAP: 1:53.736 | | | | | DIFFERENCE: +0.181 | |

| 11 James THOMPSON (GBR) | | | | | Lada Granta 1.6T | | | | | TC1 | |
|--------------------------|--------------|----------|----------|--------------|-----------------------|----------|--------------|----------|--------------|--------------------|--|
| LAP | SECTOR 1 | SECTOR 2 | SECTOR 3 | TOTAL LAP | LAP | SECTOR 1 | SECTOR 2 | SECTOR 3 | TOTAL LAP | | |
| 1 | OUT 94.5 | 32.076 | - | 53.501 174.7 | 2:54.796 | 7 | 44.609 110.0 | 30.426 - | IN - | 2:11.603 Pit | |
| 2 | 45.227 108.3 | 30.426 | - | 40.245 182.4 | 1:55.898 | 8 | OUT 106.5 | 31.893 - | 39.776 182.4 | 6:47.476 | |
| 3 | 44.441 123.7 | 30.579 | - | 39.588 182.4 | 1:54.608 | 9 | 46.880 99.2 | 31.692 - | 39.769 181.8 | 1:58.341 | |
| 4 | 47.682 98.0 | 33.913 | - | IN - | 2:12.787 Pit | 10 | 44.224 113.2 | 30.593 - | 39.709 182.1 | 1:54.526 | |
| 5 | OUT 106.2 | 30.823 | - | 39.701 183.0 | 5:10.437 | 11 | 44.415 110.6 | 30.770 - | IN - | 2:09.754 Pit | |
| 6 | 44.567 111.9 | 30.387 | - | 39.611 182.1 | 1:54.565 | | | | | | |
| IDEAL LAP TIME: 1:54.199 | | | | | FASTEST LAP: 1:54.526 | | | | | DIFFERENCE: +0.327 | |

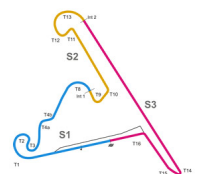


FIA WORLD TOURING CAR CHAMPIONSHIP FREE PRACTICE 1 - SECTOR ANALYSIS

| 12 Rob HUFF (GBR) | | | | | Lada Granta 1.6T | | | | | TC1 | |
|--------------------------|--------------|----------|----------------|--------------|-----------------------|--------------|----------|----------------|--------------|--------------------|--|
| LAP | SECTOR 1 | SECTOR 2 | SECTOR 3 | TOTAL LAP | LAP | SECTOR 1 | SECTOR 2 | SECTOR 3 | TOTAL LAP | | |
| 1 | OUT 121.3 | 30.627 | - 40.651 183.3 | 2:38.462 | 7 | OUT 101.4 | 37.514 | - 44.221 177.3 | 6:24.787 | | |
| 2 | 44.497 113.1 | 30.025 | - 39.378 183.9 | 1:53.900 | 8 | 44.193 116.1 | 30.306 | - 39.652 181.2 | 1:54.151 | | |
| 3 | 43.982 116.3 | 30.148 | - IN - | 2:04.029 Pit | 9 | 44.551 117.3 | 30.439 | - IN - | 2:01.264 Pit | | |
| 4 | OUT 103.8 | 30.988 | - 40.620 182.1 | 4:31.603 | 10 | OUT 111.8 | 31.028 | - 39.660 183.0 | 3:22.530 | | |
| 5 | 44.688 116.9 | 30.359 | - 39.560 183.6 | 1:54.607 | 11 | 44.423 111.4 | 30.534 | - 39.473 182.1 | 1:54.430 | | |
| 6 | 44.279 117.8 | 30.493 | - IN - | 2:04.179 Pit | 12 | 46.594 107.7 | 30.783 | - IN - | 2:11.871 Pit | | |
| IDEAL LAP TIME: 1:53.385 | | | | | FASTEST LAP: 1:53.900 | | | | | DIFFERENCE: +0.515 | |

| 14 Mikhail KOZLOVSKIY (RUS) | | | | | Lada Granta 1.6T | | | | | TC1 | |
|-----------------------------|--------------|----------|----------------|--------------|-----------------------|--------------|----------|----------------|--------------|--------------------|--|
| LAP | SECTOR 1 | SECTOR 2 | SECTOR 3 | TOTAL LAP | LAP | SECTOR 1 | SECTOR 2 | SECTOR 3 | TOTAL LAP | | |
| 1 | OUT 93.8 | 33.104 | - 43.869 165.6 | 2:42.452 | 7 | 44.208 109.8 | 30.343 | - 39.447 183.6 | 1:53.998 | | |
| 2 | 49.863 102.4 | 32.714 | - 42.168 180.0 | 2:04.745 | 8 | 44.330 113.1 | 30.366 | - IN - | 2:08.812 Pit | | |
| 3 | 50.083 104.0 | 31.957 | - 40.754 183.0 | 2:02.794 | 9 | OUT 113.1 | 38.846 | - 39.932 182.4 | 8:58.385 | | |
| 4 | 44.792 116.1 | 30.339 | - 39.567 182.4 | 1:54.698 | 10 | 44.452 112.9 | 30.155 | - 39.394 183.0 | 1:54.001 | | |
| 5 | 44.491 116.4 | 30.414 | - IN - | 2:11.531 Pit | 11 | 45.480 88.6 | 31.436 | - IN - | 2:09.440 Pit | | |
| 6 | OUT 110.1 | 31.131 | - 39.862 182.4 | 4:51.720 | | | | | | | |
| IDEAL LAP TIME: 1:53.757 | | | | | FASTEST LAP: 1:53.998 | | | | | DIFFERENCE: +0.241 | |

| 18 Tiago MONTEIRO (PRT) | | | | | Honda Civic WTCC | | | | | TC1 | |
|--------------------------|--------------|----------|----------------|--------------|-----------------------|--------------|----------|----------------|--------------|--------------------|--|
| LAP | SECTOR 1 | SECTOR 2 | SECTOR 3 | TOTAL LAP | LAP | SECTOR 1 | SECTOR 2 | SECTOR 3 | TOTAL LAP | | |
| 1 | OUT 99.1 | 32.016 | - 42.703 186.5 | 2:39.687 | 7 | 43.754 118.6 | 30.110 | - IN - | 2:01.641 Pit | | |
| 2 | 43.540 111.2 | 30.113 | - 38.418 187.1 | 1:52.071 | 8 | OUT 110.7 | 30.915 | - 40.975 185.5 | 6:53.493 | | |
| 3 | 43.427 117.7 | 29.770 | - 38.430 186.5 | 1:51.627 | 9 | 43.879 120.4 | 30.157 | - 38.772 185.5 | 1:52.808 | | |
| 4 | 44.566 110.5 | 30.830 | - IN - | 2:01.084 Pit | 10 | 44.686 102.7 | 31.807 | - 39.301 185.5 | 1:55.794 | | |
| 5 | OUT 107.0 | 30.365 | - 42.374 186.2 | 6:54.262 | 11 | 44.314 120.4 | 30.466 | - 39.189 184.3 | 1:53.969 | | |
| 6 | 43.394 121.5 | 30.105 | - 38.583 185.8 | 1:52.082 | 12 | 49.174 99.1 | 31.803 | - IN - | 2:11.569 Pit | | |
| IDEAL LAP TIME: 1:51.582 | | | | | FASTEST LAP: 1:51.627 | | | | | DIFFERENCE: +0.045 | |



FIA WORLD TOURING CAR CHAMPIONSHIP FREE PRACTICE 1 - SECTOR ANALYSIS

| 25 Mehdi BENNANI (MAR) | | | | | | | | | | Honda Civic WTCC | | | | | TC1 | | | | | | |
|--------------------------|----------|-------|--------|----------|--------|-------|----------|-----|--|-----------------------|--------|----------|--------|---|--------------------|-------|----------|----------|--|--|-----------|
| LAP | SECTOR 1 | | | SECTOR 2 | | | SECTOR 3 | | | TOTAL LAP | LAP | SECTOR 1 | | | SECTOR 2 | | | SECTOR 3 | | | TOTAL LAP |
| 1 | OUT | 96.9 | 33.870 | - | IN | - | 3:00.944 | Pit | | 7 | 44.507 | 102.1 | 30.827 | - | IN | - | 2:00.878 | Pit | | | |
| 2 | OUT | 95.8 | 31.301 | - | 39.300 | 184.6 | 5:15.779 | | | 8 | OUT | 109.0 | 30.798 | - | 39.305 | 185.5 | 4:22.671 | | | | |
| 3 | 43.603 | 113.2 | 29.871 | - | 39.147 | 184.9 | 1:52.621 | | | 9 | 43.888 | 111.1 | 30.503 | - | 39.402 | 185.5 | 1:53.793 | | | | |
| 4 | 45.660 | 96.7 | 31.615 | - | IN | - | 2:05.433 | Pit | | 10 | 43.989 | 109.4 | 30.506 | - | 39.231 | 185.5 | 1:53.726 | | | | |
| 5 | OUT | 112.1 | 30.001 | - | 39.154 | 184.3 | 4:58.882 | | | 11 | 44.280 | 112.0 | 30.672 | - | 39.285 | 185.5 | 1:54.237 | | | | |
| 6 | 43.754 | 113.5 | 29.942 | - | 38.914 | 185.5 | 1:52.610 | | | 12 | 44.484 | 103.7 | 30.710 | - | IN | - | 2:07.619 | Pit | | | |
| IDEAL LAP TIME: 1:52.388 | | | | | | | | | | FASTEST LAP: 1:52.610 | | | | | DIFFERENCE: +0.222 | | | | | | |

| 26 Filipe DE SOUZA (MAC) | | | | | | | | | | BMW E90 320 TC | | | | | TC2 | | | | | | |
|--------------------------|----------|-------|--------|----------|--------|-------|----------|-----|--|-----------------------|--------|----------|--------|---|-------------------|-------|----------|----------|--|--|-----------|
| LAP | SECTOR 1 | | | SECTOR 2 | | | SECTOR 3 | | | TOTAL LAP | LAP | SECTOR 1 | | | SECTOR 2 | | | SECTOR 3 | | | TOTAL LAP |
| 1 | OUT | 99.2 | 38.605 | - | 54.247 | 170.8 | 3:26.828 | | | 7 | OUT | 101.2 | 33.613 | - | 41.991 | 173.0 | 4:17.824 | | | | |
| 2 | 48.720 | 105.6 | 32.560 | - | 41.841 | 172.2 | 2:03.121 | | | 8 | 48.279 | 106.4 | 32.305 | - | 41.741 | 173.0 | 2:02.325 | | | | |
| 3 | 47.499 | 113.1 | 31.953 | - | 41.475 | 173.0 | 2:00.927 | | | 9 | 47.474 | 108.7 | 32.143 | - | 41.535 | 173.6 | 2:01.152 | | | | |
| 4 | 47.465 | 106.6 | 31.811 | - | 41.188 | 173.6 | 2:00.464 | | | 10 | 50.784 | 96.9 | 35.114 | - | 41.826 | 173.3 | 2:07.724 | | | | |
| 5 | 47.965 | 103.1 | 32.042 | - | 41.620 | 173.6 | 2:01.627 | | | 11 | 48.384 | 95.8 | 35.013 | - | IN | - | 2:23.965 | Pit | | | |
| 6 | 49.607 | 103.5 | 33.153 | - | IN | - | 2:21.948 | Pit | | | | | | | | | | | | | |
| IDEAL LAP TIME: 2:00.464 | | | | | | | | | | FASTEST LAP: 2:00.464 | | | | | DIFFERENCE: 0.000 | | | | | | |

| 27 John FILIPPI (FRA) | | | | | | | | | | SEAT Leon WTCC | | | | | TC2 | | | | | | |
|--------------------------|----------|-------|--------|----------|--------|-------|----------|-----|--|-----------------------|--------|----------|--------|---|--------------------|-------|----------|----------|--|--|-----------|
| LAP | SECTOR 1 | | | SECTOR 2 | | | SECTOR 3 | | | TOTAL LAP | LAP | SECTOR 1 | | | SECTOR 2 | | | SECTOR 3 | | | TOTAL LAP |
| 1 | OUT | 103.3 | 35.705 | - | 53.046 | 170.8 | 3:17.654 | | | 7 | 45.819 | 113.0 | 31.389 | - | 41.404 | 173.0 | 1:58.612 | | | | |
| 2 | 46.701 | 112.6 | 31.416 | - | 41.442 | 174.1 | 1:59.559 | | | 8 | 46.515 | 113.4 | 31.423 | - | IN | - | 2:08.976 | Pit | | | |
| 3 | 45.915 | 114.3 | 31.038 | - | 41.131 | 174.7 | 1:58.084 | | | 9 | OUT | 115.5 | 31.666 | - | 41.559 | 174.1 | 5:38.771 | | | | |
| 4 | 45.845 | 114.4 | 31.039 | - | 41.159 | 174.7 | 1:58.043 | | | 10 | 46.642 | 112.6 | 31.286 | - | 40.847 | 172.2 | 1:58.775 | | | | |
| 5 | 47.404 | 110.7 | 31.282 | - | IN | - | 2:11.380 | Pit | | 11 | 46.319 | 112.9 | 31.255 | - | 41.067 | 173.6 | 1:58.641 | | | | |
| 6 | OUT | 114.0 | 33.277 | - | 41.004 | 172.5 | 5:42.592 | | | 12 | 46.555 | 111.9 | 31.425 | - | IN | - | 2:08.236 | Pit | | | |
| IDEAL LAP TIME: 1:57.704 | | | | | | | | | | FASTEST LAP: 1:58.043 | | | | | DIFFERENCE: +0.339 | | | | | | |



Weather/Track: Bright 22C / Dry 24C

Page 5 of 7

www.mstworld.com



Shanghai International Circuit
Circuit Length: 4.603 km / 2.860 miles
Printed - 8:45 Saturday, 11 October 2014

FIA WORLD TOURING CAR CHAMPIONSHIP FREE PRACTICE 1 - SECTOR ANALYSIS

| 33 MA Qing Hua (CHN) | | Citroen C-Elysee WTCC | | | | | | | | | | TC1 | | | | | |
|--------------------------|----------|-----------------------|----------|-----------------------|--------|----------|----------|--------------------|-----------|--------|--------|--------|--------|--------|----------|----------|--|
| LAP | SECTOR 1 | SECTOR 2 | SECTOR 3 | TOTAL LAP | LAP | SECTOR 1 | SECTOR 2 | SECTOR 3 | TOTAL LAP | | | | | | | | |
| 1 | OUT | 102.3 | 34.451 | - | 43.717 | 182.7 | 2:31.796 | 8 | 43.756 | 118.8 | 30.225 | - | IN | - | 2:02.532 | Pit | |
| 2 | 43.501 | 114.6 | 29.606 | - | 38.619 | - | 1:51.726 | 9 | OUT | 105.9 | 32.085 | - | 39.749 | 184.6 | 5:07.294 | | |
| 3 | 43.339 | 115.4 | 29.506 | - | 38.743 | - | 1:51.588 | 10 | 43.666 | 116.9 | 30.282 | - | 38.800 | 186.8 | 1:52.748 | | |
| 4 | 43.572 | 114.4 | 29.887 | - | IN | - | 1:59.247 | Pit | 11 | 44.134 | 116.7 | 30.359 | - | 38.856 | 185.8 | 1:53.349 | |
| 5 | OUT | 114.5 | 30.099 | - | 40.020 | 185.8 | 6:57.429 | 12 | 44.343 | 109.8 | 30.553 | - | 38.803 | 184.6 | 1:53.699 | | |
| 6 | 43.128 | 134.9 | 30.138 | - | 38.753 | 184.9 | 1:52.019 | 13 | 43.765 | 115.5 | 30.167 | - | IN | - | 1:57.942 | Pit | |
| 7 | 43.456 | 131.2 | 30.632 | - | 38.820 | - | 1:52.908 | | | | | | | | | | |
| IDEAL LAP TIME: 1:51.253 | | | | FASTEST LAP: 1:51.588 | | | | DIFFERENCE: +0.335 | | | | | | | | | |

| 37 Jose Maria LOPEZ (ARG) | | Citroen C-Elysee WTCC | | | | | | | | | | TC1 | | | | | |
|---------------------------|----------|-----------------------|----------|-----------------------|--------|----------|----------|-------------------|-----------|--------|--------|--------|--------|--------|----------|----------|--|
| LAP | SECTOR 1 | SECTOR 2 | SECTOR 3 | TOTAL LAP | LAP | SECTOR 1 | SECTOR 2 | SECTOR 3 | TOTAL LAP | | | | | | | | |
| 1 | OUT | 107.3 | 33.441 | - | 51.148 | 185.2 | 2:35.726 | 7 | OUT | 104.1 | 30.942 | - | 39.449 | 184.9 | 7:51.863 | | |
| 2 | 43.225 | 113.3 | 29.750 | - | 38.351 | 185.8 | 1:51.326 | 8 | 43.644 | 114.0 | 30.252 | - | 38.788 | 185.8 | 1:52.684 | | |
| 3 | 43.235 | 118.0 | 29.988 | - | IN | - | 2:04.179 | Pit | 9 | 43.597 | 116.5 | 30.473 | - | 38.867 | 185.5 | 1:52.937 | |
| 4 | OUT | 103.7 | 33.330 | - | 40.413 | 184.3 | 6:54.538 | 10 | 43.778 | 116.1 | 30.890 | - | 39.143 | 184.9 | 1:53.811 | | |
| 5 | 43.467 | 118.4 | 29.964 | - | 38.736 | 185.8 | 1:52.167 | 11 | 45.587 | 109.6 | 30.901 | - | IN | - | 2:06.662 | Pit | |
| 6 | 43.592 | 118.6 | 30.366 | - | IN | - | 2:06.556 | Pit | | | | | | | | | |
| IDEAL LAP TIME: 1:51.326 | | | | FASTEST LAP: 1:51.326 | | | | DIFFERENCE: 0.000 | | | | | | | | | |

| 38 William LOK (HKG) | | SEAT Leon WTCC | | | | | | | | | | TC2 | | | | |
|--------------------------|----------|----------------|----------|-----------------------|--------|----------|----------|--------------------|-----------|-------|--------|-----|--------|-------|----------|-----|
| LAP | SECTOR 1 | SECTOR 2 | SECTOR 3 | TOTAL LAP | LAP | SECTOR 1 | SECTOR 2 | SECTOR 3 | TOTAL LAP | | | | | | | |
| 1 | OUT | 95.9 | 37.552 | - | 54.902 | 165.3 | 3:28.700 | 8 | 47.181 | 111.2 | 32.903 | - | IN | - | 2:14.588 | Pit |
| 2 | 50.300 | 112.4 | 34.055 | - | 44.376 | 168.7 | 2:08.731 | 9 | OUT | 113.2 | 34.979 | - | 41.661 | 170.6 | 5:33.476 | |
| 3 | 48.431 | 113.2 | 33.477 | - | 41.929 | 169.2 | 2:03.837 | 10 | 47.298 | 109.7 | 32.496 | - | 41.687 | 170.0 | 2:01.481 | |
| 4 | 47.701 | 109.9 | 33.001 | - | 42.128 | 170.6 | 2:02.830 | 11 | 47.294 | 113.1 | 32.303 | - | 42.150 | 171.1 | 2:01.747 | |
| 5 | 48.240 | 111.3 | 33.064 | - | 41.646 | 170.3 | 2:02.950 | 12 | 47.427 | 118.0 | 33.028 | - | 42.043 | 171.7 | 2:02.498 | |
| 6 | 47.566 | 113.6 | 32.589 | - | 41.629 | 170.8 | 2:01.784 | 13 | 49.025 | 116.7 | 32.526 | - | 42.165 | 173.3 | 2:03.716 | |
| 7 | 47.487 | 105.6 | 33.022 | - | 41.791 | 171.7 | 2:02.300 | 14 | 54.399 | 97.6 | 35.295 | - | IN | - | 2:32.963 | Pit |
| IDEAL LAP TIME: 2:01.113 | | | | FASTEST LAP: 2:01.481 | | | | DIFFERENCE: +0.368 | | | | | | | | |



FIA WORLD TOURING CAR CHAMPIONSHIP FREE PRACTICE 1 - SECTOR ANALYSIS

| 77 Rene MUNNICH (DEU) | | | | | | | | Chevrolet RML Cruze TC1 | | | | | TC1 | | |
|--------------------------|----------|-------|----------|---|----------|-------|--------------|-------------------------|----------|-------|----------|---|--------------------|-------|--------------|
| LAP | SECTOR 1 | | SECTOR 2 | | SECTOR 3 | | TOTAL LAP | LAP | SECTOR 1 | | SECTOR 2 | | SECTOR 3 | | TOTAL LAP |
| 1 | OUT | 105.1 | 32.953 | - | 44.425 | 175.3 | 2:55.978 | 8 | OUT | 111.3 | 31.445 | - | 43.497 | 182.1 | 5:33.043 |
| 2 | 48.258 | 96.7 | 32.704 | - | 41.140 | 180.6 | 2:02.102 | 9 | 45.205 | 108.5 | 30.870 | - | 39.324 | 183.6 | 1:55.399 |
| 3 | 44.547 | 108.6 | 30.168 | - | 39.063 | 184.3 | 1:53.778 | 10 | 45.047 | 106.6 | 30.784 | - | 39.778 | 182.1 | 1:55.609 |
| 4 | 46.967 | 103.4 | 33.401 | - | 40.328 | 182.1 | 2:00.696 | 11 | 44.972 | 110.6 | 30.878 | - | 39.996 | 182.4 | 1:55.846 |
| 5 | 44.451 | 106.1 | 30.382 | - | 39.527 | 181.8 | 1:54.360 | 12 | 44.908 | 109.1 | 30.737 | - | 39.821 | 182.1 | 1:55.466 |
| 6 | 44.841 | 109.0 | 30.518 | - | 39.673 | 183.6 | 1:55.032 | 13 | 45.255 | 108.6 | 31.196 | - | 39.988 | 182.4 | 1:56.439 |
| 7 | 48.765 | 102.6 | 32.757 | - | IN | - | 2:13.328 Pit | 14 | 49.544 | 113.7 | 31.443 | - | IN | - | 2:12.696 Pit |
| IDEAL LAP TIME: 1:53.682 | | | | | | | | FASTEST LAP: 1:53.778 | | | | | DIFFERENCE: +0.096 | | |

| 98 Dusan BORKOVIC (SRB) | | | | | | | | Chevrolet RML Cruze TC1 | | | | | TC1 | | |
|--------------------------|----------|-------|----------|---|----------|-------|--------------|-------------------------|----------|-------|----------|---|--------------------|-------|--------------|
| LAP | SECTOR 1 | | SECTOR 2 | | SECTOR 3 | | TOTAL LAP | LAP | SECTOR 1 | | SECTOR 2 | | SECTOR 3 | | TOTAL LAP |
| 1 | OUT | 92.1 | 38.260 | - | 50.700 | 177.9 | 3:13.234 | 7 | 44.788 | 107.8 | 30.370 | - | 39.347 | 182.7 | 1:54.505 |
| 2 | 44.644 | 107.7 | 30.476 | - | 39.335 | 180.6 | 1:54.455 | 8 | 44.130 | 112.3 | 30.339 | - | 39.275 | 183.0 | 1:53.744 |
| 3 | 44.140 | 108.0 | 29.979 | - | 39.027 | 182.4 | 1:53.146 | 9 | 44.229 | 113.4 | 30.361 | - | 39.372 | 183.6 | 1:53.962 |
| 4 | 44.987 | 105.2 | 30.418 | - | 39.358 | 182.7 | 1:54.763 | 10 | 44.250 | 113.3 | 30.581 | - | 39.603 | 181.8 | 1:54.434 |
| 5 | 2:12.878 | 105.2 | 40.799 | - | IN | - | 4:08.471 Pit | 11 | 56.809 | 113.3 | 33.049 | - | IN | - | 2:32.886 Pit |
| 6 | OUT | 94.5 | 35.064 | - | 43.607 | 181.2 | 11:01.054 | | | | | | | | |
| IDEAL LAP TIME: 1:53.136 | | | | | | | | FASTEST LAP: 1:53.146 | | | | | DIFFERENCE: +0.010 | | |



FIA WORLD TOURING CAR CHAMPIONSHIP FREE PRACTICE 1 - BEST SECTOR SPEEDS

| | INTERMEDIATE 1 | | | INTERMEDIATE 2 | | | FINISH LINE | | | | | |
|----|----------------|------------|-------|----------------|----|------|-------------|-----|----|------------|-------|-----|
| | NO | NAME | SPEED | LAP | NO | NAME | SPEED | LAP | NO | NAME | SPEED | LAP |
| 1 | 33 | MA | 134.9 | 6 | | | | | 18 | MONTEIRO | 187.1 | 2 |
| 2 | 1 | MULLER | 133.7 | 13 | | | | | 5 | MICHELISZ | 186.8 | 10 |
| 3 | 4 | CORONEL | 129.0 | 11 | | | | | 33 | MA | 186.8 | 10 |
| 4 | 9 | LOEB | 128.5 | 10 | | | | | 2 | TARQUINI | 186.8 | 3 |
| 5 | 3 | CHILTON | 124.2 | 9 | | | | | 1 | MULLER | 186.5 | 2 |
| 6 | 11 | THOMPSON | 123.7 | 3 | | | | | 9 | LOEB | 186.2 | 2 |
| 7 | 18 | MONTEIRO | 121.5 | 6 | | | | | 37 | LOPEZ | 185.8 | 8 |
| 8 | 12 | HUFF | 121.3 | 1 | | | | | 25 | BENNANI | 185.5 | 11 |
| 9 | 2 | TARQUINI | 119.2 | 7 | | | | | 77 | MUNNICH | 184.3 | 3 |
| 10 | 7 | VALENTE | 118.8 | 4 | | | | | 12 | HUFF | 183.9 | 2 |
| 11 | 37 | LOPEZ | 118.6 | 6 | | | | | 98 | BORKOVIC | 183.6 | 9 |
| 12 | 38 | LOK | 118.0 | 12 | | | | | 14 | KOZLOVSKIY | 183.6 | 7 |
| 13 | 10 | MORBIDELLI | 117.9 | 6 | | | | | 3 | CHILTON | 183.6 | 4 |
| 14 | 5 | MICHELISZ | 117.5 | 9 | | | | | 7 | VALENTE | 183.3 | 6 |
| 15 | 14 | KOZLOVSKIY | 116.4 | 5 | | | | | 11 | THOMPSON | 183.0 | 5 |
| 16 | 27 | FILIPPI | 115.5 | 9 | | | | | 4 | CORONEL | 182.4 | 4 |
| 17 | 6 | ENGSTLER | 114.2 | 4 | | | | | 10 | MORBIDELLI | 181.2 | 8 |
| 18 | 77 | MUNNICH | 113.7 | 14 | | | | | 6 | ENGSTLER | 176.4 | 9 |
| 19 | 25 | BENNANI | 113.5 | 6 | | | | | 27 | FILIPPI | 174.7 | 4 |
| 20 | 98 | BORKOVIC | 113.4 | 9 | | | | | 26 | DE SOUZA | 173.6 | 9 |
| 21 | 26 | DE SOUZA | 113.1 | 3 | | | | | 38 | LOK | 173.3 | 13 |



Weather/Track: Bright 22C / Dry 24C

www.mstworld.com



Shanghai International Circuit
Circuit Length: 4.603 km / 2.860 miles
Printed - 8:46 Saturday, 11 October 2014

FIA WORLD TOURING CAR CHAMPIONSHIP FREE PRACTICE 1 - BEST SECTOR TIMES

| | SECTOR 1 | | | SECTOR 2 | | | SECTOR 3 | | | IDEAL/BEST LAP COMPARISON | | | | | |
|----|----------|--------|-----|----------|--------|-----|----------|--------|-----|---------------------------|------------|----------|----------|-----|--------|
| | NO | TIME | LAP | NO | TIME | LAP | NO | TIME | LAP | NO | NAME | IDEAL | BEST | LAP | DIFF |
| 1 | 33 | 43.128 | 6 | 5 | 29.372 | 2 | 37 | 38.351 | 2 | 1 | MULLER | 1:50.888 | 1:51.060 | 2 | +0.172 |
| 2 | 9 | 43.132 | 4 | 1 | 29.396 | 2 | 1 | 38.353 | 2 | 2 | TARQUINI | 1:51.176 | 1:51.273 | 3 | +0.097 |
| 3 | 1 | 43.139 | 3 | 33 | 29.506 | 3 | 2 | 38.400 | 10 | 33 | MA | 1:51.253 | 1:51.588 | 3 | +0.335 |
| 4 | 2 | 43.183 | 3 | 3 | 29.573 | 9 | 18 | 38.418 | 2 | 5 | MICHELISZ | 1:51.275 | 1:51.885 | 4 | +0.610 |
| 5 | 37 | 43.225 | 2 | 2 | 29.593 | 2 | 5 | 38.462 | 2 | 37 | LOPEZ | 1:51.326 | 1:51.326 | 2 | 0.000 |
| 6 | 18 | 43.394 | 6 | 4 | 29.732 | 2 | 33 | 38.619 | 2 | 18 | MONTEIRO | 1:51.582 | 1:51.627 | 3 | +0.045 |
| 7 | 3 | 43.398 | 9 | 37 | 29.750 | 2 | 9 | 38.781 | 2 | 9 | LOEB | 1:51.694 | 1:51.771 | 2 | +0.077 |
| 8 | 7 | 43.407 | 4 | 18 | 29.770 | 3 | 3 | 38.819 | 9 | 3 | CHILTON | 1:51.790 | 1:51.790 | 9 | 0.000 |
| 9 | 5 | 43.441 | 9 | 9 | 29.781 | 3 | 25 | 38.914 | 6 | 7 | VALENTE | 1:52.262 | 1:52.864 | 2 | +0.602 |
| 10 | 4 | 43.477 | 3 | 10 | 29.833 | 2 | 7 | 38.977 | 6 | 4 | CORONEL | 1:52.356 | 1:52.403 | 2 | +0.047 |
| 11 | 25 | 43.603 | 3 | 25 | 29.871 | 3 | 98 | 39.027 | 3 | 25 | BENNANI | 1:52.388 | 1:52.610 | 6 | +0.222 |
| 12 | 12 | 43.982 | 3 | 7 | 29.878 | 2 | 77 | 39.063 | 3 | 98 | BORKOVIC | 1:53.136 | 1:53.146 | 3 | +0.010 |
| 13 | 98 | 44.130 | 8 | 98 | 29.979 | 3 | 4 | 39.147 | 2 | 12 | HUFF | 1:53.385 | 1:53.900 | 2 | +0.515 |
| 14 | 14 | 44.208 | 7 | 12 | 30.025 | 2 | 12 | 39.378 | 2 | 10 | MORBIDELLI | 1:53.555 | 1:53.736 | 2 | +0.181 |
| 15 | 11 | 44.224 | 10 | 14 | 30.155 | 10 | 14 | 39.394 | 10 | 77 | MUNNICH | 1:53.682 | 1:53.778 | 3 | +0.096 |
| 16 | 10 | 44.317 | 3 | 77 | 30.168 | 3 | 10 | 39.405 | 3 | 14 | KOZLOVSKIY | 1:53.757 | 1:53.998 | 7 | +0.241 |
| 17 | 77 | 44.451 | 5 | 11 | 30.387 | 6 | 11 | 39.588 | 3 | 11 | THOMPSON | 1:54.199 | 1:54.526 | 10 | +0.327 |
| 18 | 6 | 45.247 | 2 | 6 | 30.903 | 2 | 6 | 40.295 | 7 | 6 | ENGSTLER | 1:56.445 | 1:56.804 | 2 | +0.359 |
| 19 | 27 | 45.819 | 7 | 27 | 31.038 | 3 | 27 | 40.847 | 10 | 27 | FILIPPI | 1:57.704 | 1:58.043 | 4 | +0.339 |
| 20 | 38 | 47.181 | 8 | 26 | 31.811 | 4 | 26 | 41.188 | 4 | 26 | DE SOUZA | 2:00.464 | 2:00.464 | 4 | 0.000 |
| 21 | 26 | 47.465 | 4 | 38 | 32.303 | 11 | 38 | 41.629 | 6 | 38 | LOK | 2:01.113 | 2:01.481 | 10 | +0.368 |

'Perfect Lap' - 1:50.851



Weather/Track: Bright 22C / Dry 24C

www.mstworld.com



Shanghai International Circuit
Circuit Length: 4.603 km / 2.860 miles
Printed - 8:46 Saturday, 11 October 2014

FIA WORLD TOURING CAR CHAMPIONSHIP FREE PRACTICE 2 - CLASSIFICATION

| NO | CL | DRIVER | NAT | CAR | TIME | ON | LAPS | GAP | DIFF | KM/H |
|----|----|------------------------|-----|-------------------------|----------|----|------|-------|-------|--------|
| 1 | 33 | TC1 MA Qing Hua | CHN | Citroen C-Elysee WTCC | 1:51.032 | 5 | 11 | | | 149.24 |
| 2 | 37 | TC1 Jose Maria LOPEZ | ARG | Citroen C-Elysee WTCC | 1:51.499 | 5 | 11 | 0.467 | 0.467 | 148.61 |
| 3 | 9 | TC1 Sebastien LOEB | FRA | Citroen C-Elysee WTCC | 1:51.541 | 6 | 14 | 0.509 | 0.042 | 148.56 |
| 4 | 25 | TC1 Mehdi BENNANI | MAR | Honda Civic WTCC | 1:51.618 | 8 | 12 | 0.586 | 0.077 | 148.45 |
| 5 | 1 | TC1 Yvan MULLER | FRA | Citroen C-Elysee WTCC | 1:51.662 | 2 | 11 | 0.630 | 0.044 | 148.40 |
| 6 | 5 | TC1 Norbert MICHELISZ | HUN | Honda Civic WTCC | 1:51.695 | 8 | 12 | 0.663 | 0.033 | 148.35 |
| 7 | 7 | TC1 Hugo VALENTE | FRA | Chevrolet RML Cruze TC1 | 1:51.796 | 10 | 11 | 0.764 | 0.101 | 148.22 |
| 8 | 98 | TC1 Dusan BORKOVIC | SRB | Chevrolet RML Cruze TC1 | 1:51.812 | 7 | 9 | 0.780 | 0.016 | 148.20 |
| 9 | 2 | TC1 Gabriele TARQUINI | ITA | Honda Civic WTCC | 1:51.842 | 7 | 12 | 0.810 | 0.030 | 148.16 |
| 10 | 18 | TC1 Tiago MONTEIRO | PRT | Honda Civic WTCC | 1:52.096 | 6 | 11 | 1.064 | 0.254 | 147.82 |
| 11 | 4 | TC1 Tom CORONEL | NLD | Chevrolet RML Cruze TC1 | 1:52.245 | 9 | 12 | 1.213 | 0.149 | 147.63 |
| 12 | 3 | TC1 Tom CHILTON | GBR | Chevrolet RML Cruze TC1 | 1:52.685 | 10 | 12 | 1.653 | 0.440 | 147.05 |
| 13 | 11 | TC1 James THOMPSON | GBR | Lada Granta 1.6T | 1:53.000 | 8 | 9 | 1.968 | 0.315 | 146.64 |
| 14 | 10 | TC1 Gianni MORBIDELLI | ITA | Chevrolet RML Cruze TC1 | 1:53.248 | 7 | 12 | 2.216 | 0.248 | 146.32 |
| 15 | 77 | TC1 Rene MUNNICH | DEU | Chevrolet RML Cruze TC1 | 1:53.545 | 5 | 10 | 2.513 | 0.297 | 145.94 |
| 16 | 12 | TC1 Rob HUFF | GBR | Lada Granta 1.6T | 1:53.931 | 6 | 12 | 2.899 | 0.386 | 145.44 |
| 17 | 14 | TC1 Mikhail KOZLOVSKIY | RUS | Lada Granta 1.6T | 1:54.933 | 7 | 9 | 3.901 | 1.002 | 144.17 |
| 18 | 6 | TC2 Franz ENGSTLER | DEU | BMW E90 320 TC | 1:56.114 | 6 | 12 | 5.082 | 1.181 | 142.71 |
| 19 | 27 | TC2 John FILIPPI | FRA | SEAT Leon WTCC | 1:56.826 | 7 | 11 | 5.794 | 0.712 | 141.84 |
| 20 | 38 | TC2 William LOK | HKG | SEAT Leon WTCC | 2:00.416 | 7 | 10 | 9.384 | 3.590 | 137.61 |
| 21 | 26 | TC2 Filipe DE SOUZA | MAC | BMW E90 320 TC | 2:00.462 | 6 | 11 | 9.430 | 0.046 | 137.56 |

For Media Information Purposes - No Regulatory Value.

Shanghai International Circuit
Circuit Length: 4.603 km / 2.860 miles
Start: 10:40 Flag: 11:10

Weather/Track: Cloud 24C / Dry 30C

| | | | |
|---------------|----------|------------|------------|
| Race Director | Steward: | Timekeeper | Posted at: |
|---------------|----------|------------|------------|

www.mstworld.com

Printed -11:15 Saturday, 11 October 2014



FIA WORLD TOURING CAR CHAMPIONSHIP FREE PRACTICE 2 - SECTOR ANALYSIS

| 1 Yvan MULLER (FRA) | | | | | Citroen C-Elysee WTCC | | | | | TC1 | |
|--------------------------|----------|----------|----------|-----------|-----------------------|----------|----------|----------|-----------|-------------------|--|
| LAP | SECTOR 1 | SECTOR 2 | SECTOR 3 | TOTAL LAP | LAP | SECTOR 1 | SECTOR 2 | SECTOR 3 | TOTAL LAP | | |
| 1 | OUT | 101.3 | 33.336 | - | 46.536 | 183.9 | 2:07.306 | | | | |
| 2 | 43.151 | 125.4 | 29.831 | - | 38.680 | 184.9 | 1:51.662 | | | | |
| 3 | 51.352 | 89.6 | 36.445 | - | IN | - | 2:26.366 | Pit | | | |
| 4 | OUT | 92.7 | 35.072 | - | 47.622 | - | 6:31.766 | | | | |
| 5 | 43.692 | 118.5 | 29.928 | - | 38.983 | 186.8 | 1:52.603 | | | | |
| 6 | 48.109 | 95.5 | 33.999 | - | IN | - | 2:13.964 | Pit | | | |
| IDEAL LAP TIME: 1:51.662 | | | | | FASTEST LAP: 1:51.662 | | | | | DIFFERENCE: 0.000 | |

| 2 Gabriele TARQUINI (ITA) | | | | | Honda Civic WTCC | | | | | TC1 | |
|---------------------------|----------|----------|----------|-----------|-----------------------|----------|----------|----------|-----------|-------------------|--|
| LAP | SECTOR 1 | SECTOR 2 | SECTOR 3 | TOTAL LAP | LAP | SECTOR 1 | SECTOR 2 | SECTOR 3 | TOTAL LAP | | |
| 1 | OUT | 97.2 | 32.741 | - | 41.831 | 182.4 | 3:38.802 | | | | |
| 2 | 45.184 | 113.9 | 31.028 | - | IN | - | 2:06.415 | Pit | | | |
| 3 | OUT | 111.1 | 31.013 | - | 39.376 | 185.8 | 3:33.781 | | | | |
| 4 | 43.821 | 118.7 | 30.716 | - | 38.796 | 186.5 | 1:53.333 | | | | |
| 5 | 44.342 | 110.7 | 31.511 | - | IN | - | 2:04.571 | Pit | | | |
| 6 | 3:48.589 | 106.9 | 31.841 | - | 39.883 | 185.8 | 5:00.313 | | | | |
| 7 | 43.407 | 112.4 | 29.757 | - | 38.678 | 186.5 | 1:51.842 | | | | |
| 8 | 45.986 | 111.4 | 30.638 | - | IN | - | 2:04.363 | Pit | | | |
| 9 | OUT | 107.7 | 32.381 | - | 39.473 | 185.8 | 4:43.418 | | | | |
| 10 | 43.467 | 117.3 | 29.978 | - | 38.711 | 186.2 | 1:52.156 | | | | |
| 11 | 43.788 | 117.6 | 29.910 | - | 38.839 | 186.8 | 1:52.537 | | | | |
| 12 | 44.194 | 110.8 | 30.500 | - | IN | - | 2:10.405 | Pit | | | |
| IDEAL LAP TIME: 1:51.842 | | | | | FASTEST LAP: 1:51.842 | | | | | DIFFERENCE: 0.000 | |

| 3 Tom CHILTON (GBR) | | | | | Chevrolet RML Cruze TC1 | | | | | TC1 | |
|--------------------------|----------|----------|----------|-----------|-------------------------|----------|----------|----------|-----------|--------------------|--|
| LAP | SECTOR 1 | SECTOR 2 | SECTOR 3 | TOTAL LAP | LAP | SECTOR 1 | SECTOR 2 | SECTOR 3 | TOTAL LAP | | |
| 1 | OUT | 98.6 | 33.357 | - | 45.298 | 173.6 | 3:06.572 | | | | |
| 2 | 49.686 | 111.0 | 31.317 | - | 44.970 | 180.9 | 2:05.973 | | | | |
| 3 | 43.912 | 116.7 | 30.312 | - | 39.496 | 183.0 | 1:53.720 | | | | |
| 4 | 43.949 | 115.9 | 30.209 | - | 39.453 | 183.3 | 1:53.611 | | | | |
| 5 | 47.911 | 97.7 | 33.112 | - | IN | - | 2:16.008 | Pit | | | |
| 6 | 5:25.872 | 107.4 | 31.344 | - | 41.662 | 182.7 | 6:38.878 | | | | |
| 7 | 44.186 | 111.5 | 30.026 | - | 40.591 | 183.0 | 1:54.803 | | | | |
| 8 | 44.277 | 119.6 | 31.068 | - | IN | - | 2:12.054 | Pit | | | |
| 9 | OUT | 105.0 | 31.589 | - | 41.337 | 183.3 | 4:35.796 | | | | |
| 10 | 43.627 | 117.6 | 29.861 | - | 39.197 | 183.9 | 1:52.685 | | | | |
| 11 | 43.512 | 118.4 | 30.125 | - | 39.346 | 184.3 | 1:52.983 | | | | |
| 12 | 46.967 | 116.3 | 32.128 | - | IN | - | 2:14.298 | Pit | | | |
| IDEAL LAP TIME: 1:52.570 | | | | | FASTEST LAP: 1:52.685 | | | | | DIFFERENCE: +0.115 | |

FIA WORLD TOURING CAR CHAMPIONSHIP FREE PRACTICE 2 - SECTOR ANALYSIS

| 4 Tom CORONEL (NLD) | | | | | | | | | | Chevrolet RML Cruze TC1 | | | | | TC1 | | | | | | |
|--------------------------|----------|-------|--------|----------|--------|-------|----------|-----|--|-------------------------|-----|----------|-------|--------|-------------------|--------|-------|----------|-----|--|-----------|
| LAP | SECTOR 1 | | | SECTOR 2 | | | SECTOR 3 | | | TOTAL LAP | LAP | SECTOR 1 | | | SECTOR 2 | | | SECTOR 3 | | | TOTAL LAP |
| 1 | OUT | 101.2 | 34.984 | - | 42.000 | 181.8 | 3:40.862 | | | | 7 | 2:29.095 | 101.6 | 33.213 | - | 40.559 | 182.7 | 3:42.867 | | | |
| 2 | 44.018 | 111.1 | 30.977 | - | 39.339 | 182.1 | 1:54.334 | | | | 8 | 48.616 | 100.8 | 34.341 | - | 40.725 | 183.0 | 2:03.682 | | | |
| 3 | 44.183 | 114.3 | 31.158 | - | IN | - | 2:07.690 | Pit | | | 9 | 43.425 | 119.0 | 29.772 | - | 39.048 | 182.1 | 1:52.245 | | | |
| 4 | OUT | 99.7 | 32.095 | - | 40.012 | 183.0 | 4:05.285 | | | | 10 | 43.618 | 121.5 | 31.076 | - | IN | - | 2:04.061 | Pit | | |
| 5 | 44.022 | 120.0 | 30.226 | - | 39.714 | 179.7 | 1:53.962 | | | | 11 | OUT | 120.9 | 30.099 | - | 39.208 | 182.4 | 4:30.425 | | | |
| 6 | 47.312 | 110.6 | 30.256 | - | IN | - | 2:08.935 | Pit | | | 12 | 44.142 | 121.3 | 30.156 | - | IN | - | 2:05.860 | Pit | | |
| IDEAL LAP TIME: 1:52.245 | | | | | | | | | | FASTEST LAP: 1:52.245 | | | | | DIFFERENCE: 0.000 | | | | | | |

| 5 Norbert MICHELISZ (HUN) | | | | | | | | | | Honda Civic WTCC | | | | | TC1 | | | | | | |
|---------------------------|----------|-------|--------|----------|--------|-------|----------|-----|--|-----------------------|-----|----------|-------|--------|--------------------|--------|-------|----------|-----|--|-----------|
| LAP | SECTOR 1 | | | SECTOR 2 | | | SECTOR 3 | | | TOTAL LAP | LAP | SECTOR 1 | | | SECTOR 2 | | | SECTOR 3 | | | TOTAL LAP |
| 1 | OUT | 89.2 | 34.252 | - | 45.461 | 185.2 | 2:37.562 | | | | 7 | OUT | 115.0 | 36.244 | - | 42.640 | 185.5 | 4:14.250 | | | |
| 2 | 43.714 | 116.9 | 30.067 | - | 38.843 | 186.5 | 1:52.624 | | | | 8 | 43.798 | 116.4 | 29.464 | - | 38.433 | 187.8 | 1:51.695 | | | |
| 3 | 45.097 | 111.3 | 31.110 | - | IN | - | 2:06.921 | Pit | | | 9 | 43.374 | 113.5 | 32.702 | - | 43.901 | 187.1 | 1:59.977 | | | |
| 4 | OUT | 100.8 | 31.975 | - | 42.235 | 185.8 | 5:47.694 | | | | 10 | 43.350 | 110.9 | 29.982 | - | 38.787 | 187.1 | 1:52.119 | | | |
| 5 | 43.445 | 115.8 | 29.837 | - | 38.772 | 187.1 | 1:52.054 | | | | 11 | 43.727 | 113.0 | 30.041 | - | 38.744 | 186.8 | 1:52.512 | | | |
| 6 | 46.590 | 115.0 | 32.046 | - | IN | - | 2:08.905 | Pit | | | 12 | 44.873 | 103.9 | 31.100 | - | IN | - | 2:08.388 | Pit | | |
| IDEAL LAP TIME: 1:51.247 | | | | | | | | | | FASTEST LAP: 1:51.695 | | | | | DIFFERENCE: +0.448 | | | | | | |

| 6 Franz ENGSTLER (DEU) | | | | | | | | | | BMW E90 320 TC | | | | | TC2 | | | | | | |
|--------------------------|----------|-------|--------|----------|--------|-------|----------|-----|--|-----------------------|-----|----------|-------|--------|--------------------|--------|-------|----------|-----|--|-----------|
| LAP | SECTOR 1 | | | SECTOR 2 | | | SECTOR 3 | | | TOTAL LAP | LAP | SECTOR 1 | | | SECTOR 2 | | | SECTOR 3 | | | TOTAL LAP |
| 1 | OUT | 100.8 | 33.767 | - | 41.521 | 173.6 | 5:31.251 | | | | 7 | 47.387 | 101.5 | 32.301 | - | IN | - | 2:14.543 | Pit | | |
| 2 | 45.890 | 110.5 | 31.904 | - | 41.037 | 174.4 | 1:58.831 | | | | 8 | OUT | 105.0 | 31.546 | - | 40.728 | 175.6 | 4:04.467 | | | |
| 3 | 50.742 | 110.5 | 34.322 | - | IN | - | 2:28.850 | Pit | | | 9 | 45.280 | 110.9 | 31.024 | - | 40.388 | 174.4 | 1:56.692 | | | |
| 4 | OUT | 110.5 | 35.012 | - | 41.303 | 176.4 | 4:58.456 | | | | 10 | 45.384 | 112.5 | 31.249 | - | 40.621 | 175.6 | 1:57.254 | | | |
| 5 | 45.002 | 109.6 | 31.061 | - | 40.401 | 177.0 | 1:56.464 | | | | 11 | 45.803 | 111.2 | 31.250 | - | 40.728 | 175.3 | 1:57.781 | | | |
| 6 | 44.870 | 113.1 | 30.682 | - | 40.562 | 174.4 | 1:56.114 | | | | 12 | 45.792 | 108.9 | 31.342 | - | IN | - | 2:11.930 | Pit | | |
| IDEAL LAP TIME: 1:55.940 | | | | | | | | | | FASTEST LAP: 1:56.114 | | | | | DIFFERENCE: +0.174 | | | | | | |



Weather/Track: Cloud 24C / Dry 30C

Page 2 of 7

www.mstworld.com



Shanghai International Circuit
Circuit Length: 4.603 km / 2.860 miles
Printed - 11:19 Saturday, 11 October 2014

FIA WORLD TOURING CAR CHAMPIONSHIP FREE PRACTICE 2 - SECTOR ANALYSIS

| 7 Hugo VALENTE (FRA) | | | | | Chevrolet RML Cruze TC1 | | | | | TC1 | |
|--------------------------|--------------|----------|--------------|-----------------------|-------------------------|--------------|--------------|-------------------|--------------|----------|--|
| LAP | SECTOR 1 | SECTOR 2 | SECTOR 3 | TOTAL LAP | LAP | SECTOR 1 | SECTOR 2 | SECTOR 3 | TOTAL LAP | | |
| 1 | OUT 118.4 | 30.734 - | 39.208 182.1 | 4:13.125 | 7 | 43.629 112.0 | 30.451 - | 39.340 184.9 | 1:53.420 | | |
| 2 | 43.357 122.8 | 30.378 - | 39.320 181.5 | 1:53.055 | 8 | 43.687 112.9 | 30.975 - | IN - | 2:08.589 | Pit | |
| 3 | 43.678 104.8 | 30.421 - | 39.192 183.6 | 1:53.291 | 9 | OUT 99.6 | 35.102 - | 41.949 184.9 | 5:19.301 | | |
| 4 | 43.778 108.5 | 30.647 - | IN - | 2:10.551 | Pit | 10 | 43.179 114.6 | 29.826 - | 38.791 183.9 | 1:51.796 | |
| 5 | OUT 108.8 | 31.805 - | 40.559 183.9 | 5:05.982 | 11 | 43.566 115.8 | 31.683 - | IN - | 2:14.426 | Pit | |
| 6 | 43.777 109.6 | 30.347 - | 39.053 183.9 | 1:53.177 | | | | | | | |
| IDEAL LAP TIME: 1:51.796 | | | | FASTEST LAP: 1:51.796 | | | | DIFFERENCE: 0.000 | | | |

| 9 Sebastien LOEB (FRA) | | | | | Citroen C-Elysee WTCC | | | | | TC1 | |
|--------------------------|--------------|----------|--------------|-----------------------|-----------------------|--------------|--------------|-------------------|--------------|----------|--|
| LAP | SECTOR 1 | SECTOR 2 | SECTOR 3 | TOTAL LAP | LAP | SECTOR 1 | SECTOR 2 | SECTOR 3 | TOTAL LAP | | |
| 1 | OUT 90.0 | 34.297 - | 46.634 - | 2:09.071 | 8 | 43.449 115.5 | 30.081 - | IN - | 1:58.914 | Pit | |
| 2 | 43.993 117.6 | 30.479 - | 39.442 183.3 | 1:53.914 | 9 | OUT 100.8 | 31.820 - | 40.036 185.2 | 5:15.403 | | |
| 3 | 44.996 111.7 | 30.642 - | 39.730 184.9 | 1:55.368 | 10 | 43.494 114.4 | 29.883 - | 38.878 186.5 | 1:52.255 | | |
| 4 | 44.021 112.8 | 30.882 - | IN - | 2:02.743 | Pit | 11 | 43.437 120.2 | 30.235 - | 39.046 186.5 | 1:52.718 | |
| 5 | OUT 109.8 | 33.322 - | 42.392 185.2 | 4:26.071 | 12 | 43.963 117.1 | 30.227 - | IN - | 1:59.492 | Pit | |
| 6 | 43.110 125.3 | 29.730 - | 38.701 185.8 | 1:51.541 | 13 | OUT 112.4 | 31.029 - | 39.334 185.5 | 2:45.262 | | |
| 7 | 43.242 128.8 | 29.894 - | 38.944 186.2 | 1:52.080 | 14 | 43.333 119.0 | - - | - - | 1:58.663 | Pit | |
| IDEAL LAP TIME: 1:51.541 | | | | FASTEST LAP: 1:51.541 | | | | DIFFERENCE: 0.000 | | | |

| 10 Gianni MORBIDELLI (ITA) | | | | | Chevrolet RML Cruze TC1 | | | | | TC1 | |
|----------------------------|--------------|----------|--------------|-----------------------|-------------------------|--------------|--------------|-------------------|--------------|----------|--|
| LAP | SECTOR 1 | SECTOR 2 | SECTOR 3 | TOTAL LAP | LAP | SECTOR 1 | SECTOR 2 | SECTOR 3 | TOTAL LAP | | |
| 1 | OUT 84.1 | 35.554 - | 47.848 154.7 | 2:31.249 | 7 | 43.960 120.9 | 29.976 - | 39.312 183.3 | 1:53.248 | | |
| 2 | 48.753 103.0 | 32.950 - | IN - | 2:12.920 | Pit | 8 | 44.465 120.9 | 30.240 - | 39.460 182.1 | 1:54.165 | |
| 3 | OUT 109.1 | 30.620 - | 40.060 182.4 | 3:27.771 | 9 | 44.327 115.4 | 36.453 - | IN - | 2:19.360 | Pit | |
| 4 | 44.538 110.9 | 30.518 - | 39.875 182.7 | 1:54.931 | 10 | OUT 110.2 | 30.734 - | 39.772 183.9 | 5:55.180 | | |
| 5 | 44.707 114.5 | 31.009 - | IN - | 2:06.007 | Pit | 11 | 44.030 114.5 | 30.323 - | 39.571 182.1 | 1:53.924 | |
| 6 | OUT 105.4 | 31.546 - | 40.276 183.3 | 5:01.553 | 12 | 44.881 94.3 | 30.611 - | IN - | 2:06.890 | Pit | |
| IDEAL LAP TIME: 1:53.248 | | | | FASTEST LAP: 1:53.248 | | | | DIFFERENCE: 0.000 | | | |



FIA WORLD TOURING CAR CHAMPIONSHIP FREE PRACTICE 2 - SECTOR ANALYSIS

| 11 James THOMPSON (GBR) | | | | | | | Lada Granta 1.6T | | | | | TC1 | | | | | |
|--------------------------|----------|----------|----------|-----------|--------|-------|-----------------------|----------|----------|----------|-----------|-------------------|--------|-------|----------|----------|-----|
| LAP | SECTOR 1 | SECTOR 2 | SECTOR 3 | TOTAL LAP | | | LAP | SECTOR 1 | SECTOR 2 | SECTOR 3 | TOTAL LAP | | | | | | |
| 1 | OUT | 98.4 | 33.806 | - | 45.965 | 179.1 | 2:43.215 | 6 | 44.514 | 109.9 | 30.449 | - | IN | - | 2:06.306 | Pit | |
| 2 | 44.292 | 118.1 | 30.634 | - | 40.219 | 181.8 | 1:55.145 | 7 | OUT | 99.7 | 32.442 | - | 39.978 | 184.3 | 5:10.404 | | |
| 3 | 44.266 | 111.0 | 30.438 | - | 39.824 | 181.8 | 1:54.528 | 8 | 43.524 | - | 30.104 | - | 39.372 | 183.0 | 1:53.000 | | |
| 4 | 44.621 | 113.2 | 30.744 | - | IN | - | 2:07.536 | Pit | 9 | 44.917 | 107.8 | 31.347 | - | IN | - | 2:10.929 | Pit |
| 5 | OUT | 97.7 | 32.967 | - | 40.345 | 181.8 | 6:32.708 | | | | | | | | | | |
| IDEAL LAP TIME: 1:53.000 | | | | | | | FASTEST LAP: 1:53.000 | | | | | DIFFERENCE: 0.000 | | | | | |

| 12 Rob HUFF (GBR) | | | | | | | Lada Granta 1.6T | | | | | TC1 | | | | | |
|--------------------------|----------|----------|----------|-----------|--------|-------|-----------------------|----------|----------|----------|-----------|-------------------|--------|--------|----------|----------|-----|
| LAP | SECTOR 1 | SECTOR 2 | SECTOR 3 | TOTAL LAP | | | LAP | SECTOR 1 | SECTOR 2 | SECTOR 3 | TOTAL LAP | | | | | | |
| 1 | OUT | 103.2 | 33.865 | - | 46.945 | 169.0 | 2:42.629 | 7 | 47.507 | 108.1 | 32.711 | - | IN | - | 2:12.074 | Pit | |
| 2 | 49.006 | 103.8 | 32.868 | - | 42.195 | 177.0 | 2:04.069 | 8 | OUT | 103.1 | 31.819 | - | 41.032 | 180.6 | 3:58.233 | | |
| 3 | 46.473 | 108.3 | 30.913 | - | 40.776 | 179.4 | 1:58.162 | 9 | 44.749 | 118.5 | 30.594 | - | IN | - | 2:05.094 | Pit | |
| 4 | 49.696 | 94.8 | 34.583 | - | IN | - | 2:20.610 | Pit | 10 | OUT | 103.7 | 31.872 | - | 40.894 | 182.7 | 3:55.011 | |
| 5 | OUT | 104.3 | 32.162 | - | 41.003 | 181.8 | 4:50.668 | | 11 | 44.369 | 117.4 | 30.642 | - | 39.779 | 183.0 | 1:54.790 | |
| 6 | 44.125 | 118.3 | 30.342 | - | 39.464 | 183.0 | 1:53.931 | | 12 | 45.281 | 113.5 | 30.704 | - | IN | - | 2:08.529 | Pit |
| IDEAL LAP TIME: 1:53.931 | | | | | | | FASTEST LAP: 1:53.931 | | | | | DIFFERENCE: 0.000 | | | | | |

| 14 Mikhail KOZLOVSKIY (RUS) | | | | | | | Lada Granta 1.6T | | | | | TC1 | | | | |
|-----------------------------|----------|----------|----------|-----------|--------|-------|-----------------------|----------|----------|----------|-----------|-------------------|--------|-------|----------|-----|
| LAP | SECTOR 1 | SECTOR 2 | SECTOR 3 | TOTAL LAP | | | LAP | SECTOR 1 | SECTOR 2 | SECTOR 3 | TOTAL LAP | | | | | |
| 1 | OUT | 103.0 | 32.854 | - | 43.270 | 180.0 | 2:45.810 | 6 | OUT | 114.7 | 31.996 | - | 40.386 | 182.4 | 6:48.793 | |
| 2 | 51.096 | 108.6 | 33.309 | - | 41.795 | 181.5 | 2:06.200 | 7 | 44.509 | 110.6 | 30.634 | - | 39.790 | 181.5 | 1:54.933 | |
| 3 | 48.536 | 102.1 | 34.035 | - | 41.726 | 178.2 | 2:04.297 | 8 | 44.747 | 107.4 | 32.178 | - | IN | - | 2:12.216 | Pit |
| 4 | 44.536 | 113.2 | 30.751 | - | 39.970 | 181.2 | 1:55.257 | 9 | OUT | 104.4 | 34.071 | - | 40.209 | 182.7 | 6:28.025 | |
| 5 | 44.642 | 113.0 | 31.039 | - | IN | - | 2:17.351 | Pit | | | | | | | | |
| IDEAL LAP TIME: 1:54.933 | | | | | | | FASTEST LAP: 1:54.933 | | | | | DIFFERENCE: 0.000 | | | | |

| 18 Tiago MONTEIRO (PRT) | | | | | | | Honda Civic WTCC | | | | | TC1 | | | | | |
|--------------------------|----------|----------|----------|-----------|--------|-------|-----------------------|----------|----------|----------|-----------|--------------------|--------|--------|----------|----------|-----|
| LAP | SECTOR 1 | SECTOR 2 | SECTOR 3 | TOTAL LAP | | | LAP | SECTOR 1 | SECTOR 2 | SECTOR 3 | TOTAL LAP | | | | | | |
| 1 | OUT | 101.0 | 33.351 | - | 41.505 | 185.2 | 3:39.767 | 7 | 43.942 | 121.6 | 29.934 | - | 38.791 | 186.5 | 1:52.667 | | |
| 2 | 44.696 | 111.9 | 30.991 | - | 39.031 | 183.3 | 1:54.718 | 8 | 45.876 | 105.1 | 31.222 | - | IN | - | 2:04.828 | Pit | |
| 3 | 44.209 | 125.6 | 30.541 | - | 39.383 | 184.9 | 1:54.133 | 9 | OUT | 109.4 | 30.771 | - | 39.967 | 186.2 | 5:13.585 | | |
| 4 | 44.093 | 117.3 | 30.539 | - | IN | - | 2:01.981 | Pit | 10 | 43.609 | 120.5 | 29.855 | - | 38.786 | 186.2 | 1:52.250 | |
| 5 | OUT | 100.6 | 31.953 | - | 40.158 | 187.5 | 5:07.223 | | 11 | 46.362 | 107.7 | 30.987 | - | IN | - | 2:06.454 | Pit |
| 6 | 43.437 | 120.6 | 30.020 | - | 38.639 | 186.8 | 1:52.096 | | | | | | | | | | |
| IDEAL LAP TIME: 1:51.931 | | | | | | | FASTEST LAP: 1:52.096 | | | | | DIFFERENCE: +0.165 | | | | | |



FIA WORLD TOURING CAR CHAMPIONSHIP FREE PRACTICE 2 - SECTOR ANALYSIS

| 25 Mehdi BENNANI (MAR) | | | | | Honda Civic WTCC | | | | | TC1 | | | | | |
|--------------------------|----------|-------|----------|---|-----------------------|-------|--------------|-----|----------|-------------------|----------|---|----------|-------|--------------|
| LAP | SECTOR 1 | | SECTOR 2 | | SECTOR 3 | | TOTAL LAP | LAP | SECTOR 1 | | SECTOR 2 | | SECTOR 3 | | TOTAL LAP |
| 1 | OUT | 88.8 | 32.277 | - | 41.857 | 184.3 | 3:09.269 | 7 | OUT | 91.0 | 32.829 | - | 40.050 | 187.5 | 5:25.620 |
| 2 | 48.334 | 99.6 | 31.167 | - | 45.484 | 178.2 | 2:04.985 | 8 | 43.420 | 103.9 | 29.685 | - | 38.513 | 186.8 | 1:51.618 |
| 3 | 44.658 | 108.1 | 30.488 | - | 39.027 | 184.9 | 1:54.173 | 9 | 43.747 | 109.0 | 29.926 | - | 38.801 | 186.2 | 1:52.474 |
| 4 | 46.203 | 102.6 | 30.349 | - | IN | - | 2:05.195 Pit | 10 | 43.736 | 112.3 | 30.529 | - | 39.359 | 186.2 | 1:53.624 |
| 5 | OUT | 100.4 | 30.487 | - | 39.106 | 186.8 | 5:56.741 | 11 | 44.160 | 104.5 | 30.423 | - | 39.064 | 186.2 | 1:53.647 |
| 6 | 44.761 | 110.2 | 30.527 | - | IN | - | 2:04.883 Pit | 12 | 44.215 | 113.2 | 30.761 | - | IN | - | 2:05.199 Pit |
| IDEAL LAP TIME: 1:51.618 | | | | | FASTEST LAP: 1:51.618 | | | | | DIFFERENCE: 0.000 | | | | | |

| 26 Filipe DE SOUZA (MAC) | | | | | BMW E90 320 TC | | | | | TC2 | | | | | |
|--------------------------|----------|-------|----------|---|-----------------------|-------|-----------|-----|----------|--------------------|----------|---|----------|-------|--------------|
| LAP | SECTOR 1 | | SECTOR 2 | | SECTOR 3 | | TOTAL LAP | LAP | SECTOR 1 | | SECTOR 2 | | SECTOR 3 | | TOTAL LAP |
| 1 | OUT | - | 37.610 | - | 43.187 | 171.4 | 5:51.933 | 7 | 48.938 | 112.7 | 33.935 | - | IN | - | 2:23.881 Pit |
| 2 | 47.377 | 111.9 | 32.388 | - | 41.292 | 174.7 | 2:01.057 | 8 | OUT | 112.6 | 37.702 | - | 43.071 | 172.2 | 3:47.053 |
| 3 | 47.582 | 104.5 | 33.961 | - | 43.901 | 171.7 | 2:05.444 | 9 | 47.121 | 114.6 | 32.370 | - | 41.418 | 174.1 | 2:00.909 |
| 4 | 47.088 | 110.0 | 31.812 | - | 41.781 | 170.6 | 2:00.681 | 10 | 47.609 | 111.2 | 31.910 | - | 41.243 | 175.3 | 2:00.762 |
| 5 | 47.241 | 112.7 | 32.049 | - | 41.481 | 172.2 | 2:00.771 | 11 | 47.784 | 106.1 | 33.391 | - | IN | - | 2:21.675 Pit |
| 6 | 47.083 | 107.8 | 32.167 | - | 41.212 | 175.0 | 2:00.462 | | | | | | | | |
| IDEAL LAP TIME: 2:00.107 | | | | | FASTEST LAP: 2:00.462 | | | | | DIFFERENCE: +0.355 | | | | | |

| 27 John FILIPPI (FRA) | | | | | SEAT Leon WTCC | | | | | TC2 | | | | | |
|--------------------------|----------|-------|----------|---|-----------------------|-------|--------------|-----|----------|--------------------|----------|---|----------|-------|--------------|
| LAP | SECTOR 1 | | SECTOR 2 | | SECTOR 3 | | TOTAL LAP | LAP | SECTOR 1 | | SECTOR 2 | | SECTOR 3 | | TOTAL LAP |
| 1 | OUT | 95.7 | 33.481 | - | 42.106 | 172.5 | 5:32.253 | 7 | 45.330 | 113.5 | 30.555 | - | 40.941 | 175.0 | 1:56.826 |
| 2 | 46.242 | 118.6 | 32.832 | - | 41.048 | 173.9 | 2:00.122 | 8 | 45.463 | 114.5 | 30.919 | - | 40.815 | 174.4 | 1:57.197 |
| 3 | 46.384 | 108.7 | 31.437 | - | 41.265 | 174.7 | 1:59.086 | 9 | 45.652 | 116.1 | 31.072 | - | 40.988 | 175.0 | 1:57.712 |
| 4 | 46.073 | 114.6 | 31.510 | - | 40.979 | 174.1 | 1:58.562 | 10 | 46.891 | 107.9 | 33.498 | - | 43.699 | 174.7 | 2:04.088 |
| 5 | 45.938 | 119.3 | 31.682 | - | IN | - | 2:20.238 Pit | 11 | 46.668 | 112.9 | 32.983 | - | IN | - | 2:16.768 Pit |
| 6 | OUT | 103.2 | 34.024 | - | 41.248 | 174.7 | 8:10.916 | | | | | | | | |
| IDEAL LAP TIME: 1:56.700 | | | | | FASTEST LAP: 1:56.826 | | | | | DIFFERENCE: +0.126 | | | | | |



Weather/Track: Cloud 24C / Dry 30C

Page 5 of 7

www.mstworld.com



Shanghai International Circuit
Circuit Length: 4.603 km / 2.860 miles
Printed - 11:19 Saturday, 11 October 2014

FIA WORLD TOURING CAR CHAMPIONSHIP FREE PRACTICE 2 - SECTOR ANALYSIS

| 33 MA Qing Hua (CHN) | | | | | Citroen C-Elysee WTCC | | | | | TC1 | |
|--------------------------|----------|----------|----------|-----------|-----------------------|----------|----------|----------|-----------|-------------------|--|
| LAP | SECTOR 1 | SECTOR 2 | SECTOR 3 | TOTAL LAP | LAP | SECTOR 1 | SECTOR 2 | SECTOR 3 | TOTAL LAP | | |
| 1 | OUT | - | 1:13.590 | - | 39.622 | 184.3 | 1:53.212 | | | | |
| 2 | 43.526 | 121.6 | 30.163 | - | 38.960 | 183.0 | 1:52.649 | | | | |
| 3 | 44.057 | 115.0 | 30.276 | - | IN | - | 2:01.411 | Pit | | | |
| 4 | OUT | 109.1 | 33.880 | - | 41.748 | 185.8 | 5:40.896 | | | | |
| 5 | 43.107 | 121.6 | 29.448 | - | 38.477 | 187.1 | 1:51.032 | | | | |
| 6 | 46.829 | 104.5 | 32.539 | - | IN | - | 2:06.051 | Pit | | | |
| IDEAL LAP TIME: 1:51.032 | | | | | FASTEST LAP: 1:51.032 | | | | | DIFFERENCE: 0.000 | |

| 37 Jose Maria LOPEZ (ARG) | | | | | Citroen C-Elysee WTCC | | | | | TC1 | |
|---------------------------|----------|----------|----------|-----------|-----------------------|----------|----------|----------|-----------|-------------------|--|
| LAP | SECTOR 1 | SECTOR 2 | SECTOR 3 | TOTAL LAP | LAP | SECTOR 1 | SECTOR 2 | SECTOR 3 | TOTAL LAP | | |
| 1 | OUT | 110.2 | 31.645 | - | 39.787 | 185.2 | 2:18.790 | | | | |
| 2 | 43.705 | 120.9 | 30.535 | - | 39.109 | 184.9 | 1:53.349 | | | | |
| 3 | 44.155 | 112.0 | 30.890 | - | IN | - | 2:06.798 | Pit | | | |
| 4 | OUT | 100.8 | 33.446 | - | 40.705 | 187.5 | 8:17.724 | | | | |
| 5 | 43.001 | 111.0 | 29.819 | - | 38.679 | - | 1:51.499 | | | | |
| 6 | 43.217 | 116.7 | 29.973 | - | 39.066 | 186.2 | 1:52.256 | | | | |
| IDEAL LAP TIME: 1:51.499 | | | | | FASTEST LAP: 1:51.499 | | | | | DIFFERENCE: 0.000 | |

| 38 William LOK (HKG) | | | | | SEAT Leon WTCC | | | | | TC2 | |
|--------------------------|----------|----------|----------|-----------|-----------------------|----------|----------|----------|-----------|--------------------|--|
| LAP | SECTOR 1 | SECTOR 2 | SECTOR 3 | TOTAL LAP | LAP | SECTOR 1 | SECTOR 2 | SECTOR 3 | TOTAL LAP | | |
| 1 | OUT | 105.7 | 37.649 | - | 46.802 | 170.6 | 5:45.133 | | | | |
| 2 | 51.795 | 110.6 | 32.811 | - | 41.937 | 171.1 | 2:06.543 | | | | |
| 3 | 47.847 | 116.2 | 33.097 | - | 41.876 | 171.1 | 2:02.820 | | | | |
| 4 | 47.122 | 113.6 | 32.387 | - | 42.830 | 172.2 | 2:02.339 | | | | |
| 5 | 52.485 | 113.7 | 32.757 | - | 41.507 | 171.9 | 2:06.749 | | | | |
| 6 | 47.061 | 109.9 | 32.126 | - | 42.239 | 170.3 | 2:01.426 | | | | |
| 7 | 46.728 | 117.2 | 32.248 | - | 41.440 | 173.0 | 2:00.416 | | | | |
| 8 | 2:25.601 | 117.2 | 41.335 | - | IN | - | 4:06.300 | Pit | | | |
| 9 | OUT | 109.2 | 32.902 | - | 41.629 | 173.3 | 7:38.569 | | | | |
| 10 | 46.872 | 115.3 | 31.472 | - | 1:13.875 | 113.9 | 2:32.219 | | | | |
| IDEAL LAP TIME: 1:59.640 | | | | | FASTEST LAP: 2:00.416 | | | | | DIFFERENCE: +0.776 | |

| 77 Rene MUNNICH (DEU) | | | | | Chevrolet RML Cruze TC1 | | | | | TC1 | |
|--------------------------|----------|----------|----------|-----------|-------------------------|----------|----------|----------|-----------|-------------------|--|
| LAP | SECTOR 1 | SECTOR 2 | SECTOR 3 | TOTAL LAP | LAP | SECTOR 1 | SECTOR 2 | SECTOR 3 | TOTAL LAP | | |
| 1 | OUT | 98.2 | 31.700 | - | 40.378 | 182.7 | 2:21.128 | | | | |
| 2 | 44.675 | 123.8 | 31.216 | - | 40.066 | 182.7 | 1:55.957 | | | | |
| 3 | 45.019 | 107.9 | 31.238 | - | IN | - | 2:10.604 | Pit | | | |
| 4 | OUT | 98.7 | 35.041 | - | 41.594 | 183.9 | 4:15.520 | | | | |
| 5 | 44.034 | 109.0 | 30.102 | - | 39.409 | 183.6 | 1:53.545 | | | | |
| 6 | 44.328 | 111.4 | 30.274 | - | IN | - | 2:04.531 | Pit | | | |
| 7 | OUT | 103.1 | 32.594 | - | 41.180 | 182.4 | 8:37.210 | | | | |
| 8 | 44.355 | 105.5 | 30.309 | - | 39.480 | 184.3 | 1:54.144 | | | | |
| 9 | 44.409 | 117.9 | 30.615 | - | 39.517 | 183.9 | 1:54.541 | | | | |
| 10 | 44.805 | 111.8 | 31.544 | - | IN | - | 2:18.334 | Pit | | | |
| IDEAL LAP TIME: 1:53.545 | | | | | FASTEST LAP: 1:53.545 | | | | | DIFFERENCE: 0.000 | |



FIA WORLD TOURING CAR CHAMPIONSHIP FREE PRACTICE 2 - SECTOR ANALYSIS

| 98 | | Dusan BORKOVIC (SRB) | | | | | | | Chevrolet RML Cruze TC1 | | | | | TC1 | | |
|--------------------------|----------|----------------------|--------|----------|--------|-----------|-----------------------|-----|-------------------------|----------|--------|-------------------|--------|-----------|----------|----------|
| LAP | SECTOR 1 | SECTOR 2 | | SECTOR 3 | | TOTAL LAP | | LAP | SECTOR 1 | SECTOR 2 | | SECTOR 3 | | TOTAL LAP | | |
| 1 | OUT | 92.8 | 35.840 | - | 42.908 | 180.6 | 6:30.954 | 6 | OUT | 100.8 | 37.327 | - | 47.226 | 183.3 | 8:50.411 | |
| 2 | 44.580 | 109.0 | 30.191 | - | 39.594 | 182.7 | 1:54.365 | 7 | 43.285 | 112.7 | 29.523 | - | 39.004 | 183.3 | 1:51.812 | |
| 3 | 44.301 | 109.2 | 30.393 | - | IN | - | 2:10.503 | Pit | 8 | 43.654 | 110.6 | 30.062 | - | 39.326 | 183.3 | 1:53.042 |
| 4 | OUT | 89.7 | 34.474 | - | 43.621 | 183.9 | 4:09.944 | 9 | 54.750 | 90.0 | 36.678 | - | IN | - | 2:33.803 | Pit |
| 5 | 47.922 | 89.7 | 46.452 | - | IN | - | 2:46.634 | Pit | | | | | | | | |
| IDEAL LAP TIME: 1:51.812 | | | | | | | FASTEST LAP: 1:51.812 | | | | | DIFFERENCE: 0.000 | | | | |



FIA WORLD TOURING CAR CHAMPIONSHIP FREE PRACTICE 2 - BEST SECTOR SPEEDS

| | INTERMEDIATE 1 | | | INTERMEDIATE 2 | | | FINISH LINE | | | | | |
|----|----------------|------------|-------|----------------|----|------|-------------|-----|----|------------|-------|-----|
| | NO | NAME | SPEED | LAP | NO | NAME | SPEED | LAP | NO | NAME | SPEED | LAP |
| 1 | 9 | LOEB | 128.8 | 7 | | | | | 5 | MICHELISZ | 187.8 | 8 |
| 2 | 18 | MONTEIRO | 125.6 | 3 | | | | | 25 | BENNANI | 187.5 | 7 |
| 3 | 1 | MULLER | 125.4 | 2 | | | | | 18 | MONTEIRO | 187.5 | 5 |
| 4 | 77 | MUNNICH | 123.8 | 2 | | | | | 37 | LOPEZ | 187.5 | 4 |
| 5 | 7 | VALENTE | 122.8 | 2 | | | | | 33 | MA | 187.1 | 5 |
| 6 | 33 | MA | 121.6 | 5 | | | | | 2 | TARQUINI | 186.8 | 11 |
| 7 | 4 | CORONEL | 121.5 | 10 | | | | | 1 | MULLER | 186.8 | 5 |
| 8 | 10 | MORBIDELLI | 120.9 | 8 | | | | | 9 | LOEB | 186.5 | 11 |
| 9 | 37 | LOPEZ | 120.9 | 2 | | | | | 7 | VALENTE | 184.9 | 9 |
| 10 | 3 | CHILTON | 119.6 | 8 | | | | | 3 | CHILTON | 184.3 | 11 |
| 11 | 27 | FILIPPI | 119.3 | 5 | | | | | 77 | MUNNICH | 184.3 | 8 |
| 12 | 2 | TARQUINI | 118.7 | 4 | | | | | 11 | THOMPSON | 184.3 | 7 |
| 13 | 12 | HUFF | 118.5 | 9 | | | | | 10 | MORBIDELLI | 183.9 | 10 |
| 14 | 11 | THOMPSON | 118.1 | 2 | | | | | 98 | BORKOVIC | 183.9 | 4 |
| 15 | 38 | LOK | 117.2 | 8 | | | | | 12 | HUFF | 183.0 | 11 |
| 16 | 5 | MICHELISZ | 116.9 | 2 | | | | | 4 | CORONEL | 183.0 | 8 |
| 17 | 14 | KOZLOVSKIY | 114.7 | 6 | | | | | 14 | KOZLOVSKIY | 182.7 | 9 |
| 18 | 26 | DE SOUZA | 114.6 | 9 | | | | | 6 | ENGSTLER | 177.0 | 5 |
| 19 | 25 | BENNANI | 113.2 | 12 | | | | | 26 | DE SOUZA | 175.3 | 10 |
| 20 | 6 | ENGSTLER | 113.1 | 6 | | | | | 27 | FILIPPI | 175.0 | 9 |
| 21 | 98 | BORKOVIC | 112.7 | 7 | | | | | 38 | LOK | 173.3 | 9 |



Weather/Track: Cloud 24C / Dry 30C

www.mstworld.com



Shanghai International Circuit

Circuit Length: 4.603 km / 2.860 miles

Printed - 11:21 Saturday, 11 October 2014

FIA WORLD TOURING CAR CHAMPIONSHIP FREE PRACTICE 2 - BEST SECTOR TIMES

| | SECTOR 1 | | | SECTOR 2 | | | SECTOR 3 | | | IDEAL/BEST LAP COMPARISON | | | | | |
|----|----------|--------|-----|----------|--------|-----|----------|--------|-----|---------------------------|------------|----------|----------|-----|--------|
| | NO | TIME | LAP | NO | TIME | LAP | NO | TIME | LAP | NO | NAME | IDEAL | BEST | LAP | DIFF |
| 1 | 37 | 43.001 | 5 | 33 | 29.448 | 5 | 5 | 38.433 | 8 | 33 | MA | 1:51.032 | 1:51.032 | 5 | 0.000 |
| 2 | 33 | 43.107 | 5 | 5 | 29.464 | 8 | 33 | 38.477 | 5 | 5 | MICHELISZ | 1:51.247 | 1:51.695 | 8 | +0.448 |
| 3 | 9 | 43.110 | 6 | 98 | 29.523 | 7 | 25 | 38.513 | 8 | 37 | LOPEZ | 1:51.499 | 1:51.499 | 5 | 0.000 |
| 4 | 1 | 43.151 | 2 | 25 | 29.685 | 8 | 18 | 38.639 | 6 | 9 | LOEB | 1:51.541 | 1:51.541 | 6 | 0.000 |
| 5 | 7 | 43.179 | 10 | 9 | 29.730 | 6 | 2 | 38.678 | 7 | 25 | BENNANI | 1:51.618 | 1:51.618 | 8 | 0.000 |
| 6 | 98 | 43.285 | 3 | 2 | 29.757 | 7 | 37 | 38.679 | 5 | 1 | MULLER | 1:51.662 | 1:51.662 | 2 | 0.000 |
| 7 | 5 | 43.350 | 10 | 4 | 29.772 | 9 | 1 | 38.680 | 2 | 7 | VALENTE | 1:51.796 | 1:51.796 | 10 | 0.000 |
| 8 | 2 | 43.407 | 7 | 37 | 29.819 | 5 | 9 | 38.701 | 6 | 98 | BORKOVIC | 1:51.812 | 1:51.812 | 7 | 0.000 |
| 9 | 25 | 43.420 | 8 | 7 | 29.826 | 10 | 7 | 38.791 | 10 | 2 | TARQUINI | 1:51.842 | 1:51.842 | 7 | 0.000 |
| 10 | 4 | 43.425 | 9 | 1 | 29.831 | 2 | 98 | 39.004 | 7 | 18 | MONTEIRO | 1:51.931 | 1:52.096 | 6 | +0.165 |
| 11 | 18 | 43.437 | 6 | 18 | 29.855 | 10 | 4 | 39.048 | 9 | 4 | CORONEL | 1:52.245 | 1:52.245 | 9 | 0.000 |
| 12 | 3 | 43.512 | 11 | 3 | 29.861 | 10 | 3 | 39.197 | 10 | 3 | CHILTON | 1:52.570 | 1:52.685 | 10 | +0.115 |
| 13 | 11 | 43.524 | 6 | 10 | 29.976 | 7 | 10 | 39.312 | 7 | 11 | THOMPSON | 1:53.000 | 1:53.000 | 8 | 0.000 |
| 14 | 10 | 43.960 | 7 | 77 | 30.102 | 5 | 11 | 39.372 | 8 | 10 | MORBIDELLI | 1:53.248 | 1:53.248 | 7 | 0.000 |
| 15 | 14 | 43.967 | 10 | 11 | 30.104 | 8 | 77 | 39.409 | 5 | 77 | MUNNICH | 1:53.545 | 1:53.545 | 5 | 0.000 |
| 16 | 77 | 44.034 | 5 | 14 | 30.160 | 2 | 12 | 39.464 | 6 | 14 | KOZLOVSKIY | 1:53.917 | 1:54.933 | 7 | +1.016 |
| 17 | 12 | 44.125 | 6 | 12 | 30.342 | 6 | 14 | 39.790 | 7 | 12 | HUFF | 1:53.931 | 1:53.931 | 6 | 0.000 |
| 18 | 6 | 44.870 | 6 | 27 | 30.555 | 7 | 6 | 40.388 | 9 | 6 | ENGSTLER | 1:55.940 | 1:56.114 | 6 | +0.174 |
| 19 | 27 | 45.330 | 7 | 6 | 30.682 | 6 | 27 | 40.815 | 8 | 27 | FILIPPI | 1:56.700 | 1:56.826 | 7 | +0.126 |
| 20 | 38 | 46.728 | 7 | 38 | 31.472 | 10 | 26 | 41.212 | 6 | 38 | LOK | 1:59.640 | 2:00.416 | 7 | +0.776 |
| 21 | 26 | 47.083 | 6 | 26 | 31.812 | 4 | 38 | 41.440 | 7 | 26 | DE SOUZA | 2:00.107 | 2:00.462 | 6 | +0.355 |

'Perfect Lap' - 1:50.882



FIA WORLD TOURING CAR CHAMPIONSHIP QUALIFYING 1 - PROVISIONAL CLASSIFICATION

| NO | CL | DRIVER | NAT | CAR | TIME | ON | LAPS | GAP | DIFF | KM/H |
|----|----|------------------------|-----|-------------------------|----------|----|------|-------|-------|--------|
| 1 | 33 | TC1 MA Qing Hua | CHN | Citroen C-Elysee WTCC | 1:49.313 | 3 | 6 | | | 151.59 |
| 2 | 1 | TC1 Yvan MULLER | FRA | Citroen C-Elysee WTCC | 1:49.514 | 6 | 8 | 0.201 | 0.201 | 151.31 |
| 3 | 37 | TC1 Jose Maria LOPEZ | ARG | Citroen C-Elysee WTCC | 1:49.546 | 6 | 9 | 0.233 | 0.032 | 151.26 |
| 4 | 9 | TC1 Sebastien LOEB | FRA | Citroen C-Elysee WTCC | 1:49.875 | 5 | 6 | 0.562 | 0.329 | 150.81 |
| 5 | 3 | TC1 Tom CHILTON | GBR | Chevrolet RML Cruze TC1 | 1:50.229 | 5 | 6 | 0.916 | 0.354 | 150.33 |
| 6 | 2 | TC1 Gabriele TARQUINI | ITA | Honda Civic WTCC | 1:50.266 | 4 | 5 | 0.953 | 0.037 | 150.28 |
| 7 | 5 | TC1 Norbert MICHELISZ | HUN | Honda Civic WTCC | 1:50.312 | 2 | 6 | 0.999 | 0.046 | 150.21 |
| 8 | 18 | TC1 Tiago MONTEIRO | PRT | Honda Civic WTCC | 1:50.657 | 5 | 6 | 1.344 | 0.345 | 149.74 |
| 9 | 4 | TC1 Tom CORONEL | NLD | Chevrolet RML Cruze TC1 | 1:50.694 | 5 | 7 | 1.381 | 0.037 | 149.69 |
| 10 | 25 | TC1 Mehdi BENNANI | MAR | Honda Civic WTCC | 1:50.782 | 4 | 6 | 1.469 | 0.088 | 149.58 |
| 11 | 98 | TC1 Dusan BORKOVIC | SRB | Chevrolet RML Cruze TC1 | 1:50.867 | 5 | 6 | 1.554 | 0.085 | 149.46 |
| 12 | 7 | TC1 Hugo VALENTE | FRA | Chevrolet RML Cruze TC1 | 1:51.300 | 5 | 6 | 1.987 | 0.433 | 148.88 |
| 13 | 10 | TC1 Gianni MORBIDELLI | ITA | Chevrolet RML Cruze TC1 | 1:51.655 | 2 | 6 | 2.342 | 0.355 | 148.41 |
| 14 | 11 | TC1 James THOMPSON | GBR | Lada Granta 1.6T | 1:51.662 | 3 | 7 | 2.349 | 0.007 | 148.40 |
| 15 | 12 | TC1 Rob HUFF | GBR | Lada Granta 1.6T | 1:51.781 | 8 | 8 | 2.468 | 0.119 | 148.24 |
| 16 | 14 | TC1 Mikhail KOZLOVSKIY | RUS | Lada Granta 1.6T | 1:51.953 | 8 | 8 | 2.640 | 0.172 | 148.01 |
| 17 | 77 | TC1 Rene MUNNICH | DEU | Chevrolet RML Cruze TC1 | 1:52.393 | 2 | 5 | 3.080 | 0.440 | 147.43 |
| 18 | 6 | TC2 Franz ENGSTLER | DEU | BMW E90 320 TC | 1:55.315 | 2 | 3 | 6.002 | 2.922 | 143.70 |
| 19 | 27 | TC2 John FILIPPI | FRA | SEAT Leon WTCC | 1:56.753 | 2 | 7 | 7.440 | 1.438 | 141.93 |
| 20 | 38 | TC2 William LOK | HKG | SEAT Leon WTCC | 1:58.664 | 8 | 8 | 9.351 | 1.911 | 139.64 |
| 21 | 26 | TC2 Filipe DE SOUZA | MAC | BMW E90 320 TC | 1:58.719 | 3 | 7 | 9.406 | 0.055 | 139.58 |

QUALIFICATION MAXIMA OF CLASS (107%)

(TC1 1:56.964) (TC2 2:03.387)

For Media Information Purposes - No Regulatory Value.

Shanghai International Circuit
Circuit Length: 4.603 km / 2.860 miles
Start: 13:35 Flag: 13:55

Weather/Track: Cloud 23C / Dry 24C

| | | | |
|---------------|----------|------------|------------|
| Race Director | Steward: | Timekeeper | Posted at: |
|---------------|----------|------------|------------|

www.mstworld.com

Printed -14:02 Saturday, 11 October 2014



FIA WORLD TOURING CAR CHAMPIONSHIP QUALIFYING 1 RESULT

| NO | CL | DRIVER | NAT | CAR | TIME | ON | LAPS | GAP | DIFF | KM/H |
|----|----|------------------------|-----|-------------------------|----------|----|------|-------|-------|--------|
| 1 | 33 | TC1 MA Qing Hua | CHN | Citroen C-Elysee WTCC | 1:49.313 | 3 | 6 | | | 151.59 |
| 2 | 1 | TC1 Yvan MULLER | FRA | Citroen C-Elysee WTCC | 1:49.514 | 6 | 8 | 0.201 | 0.201 | 151.31 |
| 3 | 37 | TC1 Jose Maria LOPEZ | ARG | Citroen C-Elysee WTCC | 1:49.546 | 6 | 9 | 0.233 | 0.032 | 151.26 |
| 4 | 9 | TC1 Sebastien LOEB | FRA | Citroen C-Elysee WTCC | 1:49.875 | 5 | 6 | 0.562 | 0.329 | 150.81 |
| 5 | 3 | TC1 Tom CHILTON | GBR | Chevrolet RML Cruze TC1 | 1:50.229 | 5 | 6 | 0.916 | 0.354 | 150.33 |
| 6 | 2 | TC1 Gabriele TARQUINI | ITA | Honda Civic WTCC | 1:50.266 | 4 | 5 | 0.953 | 0.037 | 150.28 |
| 7 | 5 | TC1 Norbert MICHELISZ | HUN | Honda Civic WTCC | 1:50.312 | 2 | 6 | 0.999 | 0.046 | 150.21 |
| 8 | 18 | TC1 Tiago MONTEIRO | PRT | Honda Civic WTCC | 1:50.657 | 5 | 6 | 1.344 | 0.345 | 149.74 |
| 9 | 4 | TC1 Tom CORONEL | NLD | Chevrolet RML Cruze TC1 | 1:50.694 | 5 | 7 | 1.381 | 0.037 | 149.69 |
| 10 | 25 | TC1 Mehdi BENNANI | MAR | Honda Civic WTCC | 1:50.782 | 4 | 6 | 1.469 | 0.088 | 149.58 |
| 11 | 98 | TC1 Dusan BORKOVIC | SRB | Chevrolet RML Cruze TC1 | 1:50.867 | 5 | 6 | 1.554 | 0.085 | 149.46 |
| 12 | 7 | TC1 Hugo VALENTE | FRA | Chevrolet RML Cruze TC1 | 1:51.300 | 5 | 6 | 1.987 | 0.433 | 148.88 |
| 13 | 10 | TC1 Gianni MORBIDELLI | ITA | Chevrolet RML Cruze TC1 | 1:51.655 | 2 | 6 | 2.342 | 0.355 | 148.41 |
| 14 | 11 | TC1 James THOMPSON | GBR | Lada Granta 1.6T | 1:51.662 | 3 | 7 | 2.349 | 0.007 | 148.40 |
| 15 | 12 | TC1 Rob HUFF | GBR | Lada Granta 1.6T | 1:51.781 | 8 | 8 | 2.468 | 0.119 | 148.24 |
| 16 | 14 | TC1 Mikhail KOZLOVSKIY | RUS | Lada Granta 1.6T | 1:51.953 | 8 | 8 | 2.640 | 0.172 | 148.01 |
| 17 | 77 | TC1 Rene MUNNICH | DEU | Chevrolet RML Cruze TC1 | 1:52.393 | 2 | 5 | 3.080 | 0.440 | 147.43 |
| 18 | 6 | TC2 Franz ENGSTLER | DEU | BMW E90 320 TC | 1:55.315 | 2 | 3 | 6.002 | 2.922 | 143.70 |
| 19 | 27 | TC2 John FILIPPI | FRA | SEAT Leon WTCC | 1:56.753 | 2 | 7 | 7.440 | 1.438 | 141.93 |
| 20 | 38 | TC2 William LOK | HKG | SEAT Leon WTCC | 1:58.664 | 8 | 8 | 9.351 | 1.911 | 139.64 |
| 21 | 26 | TC2 Filipe DE SOUZA | MAC | BMW E90 320 TC | 1:58.719 | 3 | 7 | 9.406 | 0.055 | 139.58 |

QUALIFICATION MAXIMA OF CLASS (107%)

(TC1 1:56.964) (TC2 2:03.387)

Weather/Track: Cloud 23C / Dry 24C

Shanghai International Circuit
Circuit Length: 4.603 km / 2.860 miles
Start: 13:35 Flag: 13:55

| | | |
|---------|----------|---------|
| Steward | Steward: | Steward |
|---------|----------|---------|

www.mstworld.com

Printed -16:43 Saturday, 11 October 2014



FIA WORLD TOURING CAR CHAMPIONSHIP QUALIFYING 1 - SECTOR ANALYSIS

| 1 Yvan MULLER (FRA) | | | | | | | | | | Citroen C-Elysee WTCC | | | | | TC1 | | | | | | |
|--------------------------|----------|-------|--------|----------|--------|-------|----------|-----|--|-----------------------|--------|----------|--------|---|-------------------|-------|----------|----------|--|--|-----------|
| LAP | SECTOR 1 | | | SECTOR 2 | | | SECTOR 3 | | | TOTAL LAP | LAP | SECTOR 1 | | | SECTOR 2 | | | SECTOR 3 | | | TOTAL LAP |
| 1 | OUT | 105.5 | 33.138 | - | 41.066 | 185.2 | 2:15.104 | | | 5 | OUT | 106.4 | 32.925 | - | 41.970 | 189.1 | 5:58.060 | | | | |
| 2 | 43.732 | 117.7 | 29.883 | - | 38.487 | 186.8 | 1:52.102 | | | 6 | 42.421 | 114.7 | 29.130 | - | 37.963 | - | 1:49.514 | | | | |
| 3 | 43.397 | 124.5 | 30.206 | - | 38.603 | 187.1 | 1:52.206 | | | 7 | 48.042 | 100.8 | 34.842 | - | 44.321 | 177.0 | 2:07.205 | | | | |
| 4 | 43.851 | 110.7 | 31.966 | - | IN | - | 2:02.434 | Pit | | 8 | 46.882 | 100.4 | 31.702 | - | IN | - | 2:10.897 | Pit | | | |
| IDEAL LAP TIME: 1:49.514 | | | | | | | | | | FASTEST LAP: 1:49.514 | | | | | DIFFERENCE: 0.000 | | | | | | |

| 2 Gabriele TARQUINI (ITA) | | | | | | | | | | Honda Civic WTCC | | | | | TC1 | | | | | | |
|---------------------------|----------|-------|--------|----------|--------|-------|----------|-----|--|-----------------------|--------|----------|--------|---|-------------------|-------|----------|----------|--|--|-----------|
| LAP | SECTOR 1 | | | SECTOR 2 | | | SECTOR 3 | | | TOTAL LAP | LAP | SECTOR 1 | | | SECTOR 2 | | | SECTOR 3 | | | TOTAL LAP |
| 1 | OUT | 91.3 | 31.643 | - | 39.316 | 184.6 | 2:19.058 | | | 4 | 42.624 | 120.2 | 29.308 | - | 38.334 | 186.5 | 1:50.266 | | | | |
| 2 | 43.583 | 116.7 | 29.970 | - | IN | - | 2:05.837 | Pit | | 5 | 45.787 | 112.6 | 32.381 | - | IN | - | 2:05.527 | Pit | | | |
| 3 | OUT | 113.8 | 31.358 | - | 39.215 | 187.5 | 6:51.192 | | | | | | | | | | | | | | |
| IDEAL LAP TIME: 1:50.266 | | | | | | | | | | FASTEST LAP: 1:50.266 | | | | | DIFFERENCE: 0.000 | | | | | | |

| 3 Tom CHILTON (GBR) | | | | | | | | | | Chevrolet RML Cruze TC1 | | | | | TC1 | | | | | | |
|--------------------------|----------|-------|--------|----------|--------|-------|----------|-----|--|-------------------------|--------|----------|--------|---|--------------------|-------|----------|----------|--|--|-----------|
| LAP | SECTOR 1 | | | SECTOR 2 | | | SECTOR 3 | | | TOTAL LAP | LAP | SECTOR 1 | | | SECTOR 2 | | | SECTOR 3 | | | TOTAL LAP |
| 1 | OUT | 103.5 | 32.348 | - | 48.254 | 185.2 | 2:34.756 | | | 4 | OUT | 103.9 | 32.293 | - | 40.250 | 187.1 | 6:58.181 | | | | |
| 2 | 42.933 | 119.6 | 29.344 | - | 38.472 | 186.8 | 1:50.749 | | | 5 | 42.510 | 115.3 | 29.349 | - | 38.370 | 187.5 | 1:50.229 | | | | |
| 3 | 44.702 | 115.2 | 31.683 | - | IN | - | 2:08.904 | Pit | | 6 | 43.403 | 114.6 | 30.422 | - | IN | - | 2:04.179 | Pit | | | |
| IDEAL LAP TIME: 1:50.224 | | | | | | | | | | FASTEST LAP: 1:50.229 | | | | | DIFFERENCE: +0.005 | | | | | | |

| 4 Tom CORONEL (NLD) | | | | | | | | | | Chevrolet RML Cruze TC1 | | | | | TC1 | | | | | | |
|--------------------------|----------|-------|--------|----------|--------|-------|----------|-----|--|-------------------------|--------|----------|--------|---|-------------------|-------|----------|----------|--|--|-----------|
| LAP | SECTOR 1 | | | SECTOR 2 | | | SECTOR 3 | | | TOTAL LAP | LAP | SECTOR 1 | | | SECTOR 2 | | | SECTOR 3 | | | TOTAL LAP |
| 1 | OUT | 114.4 | 31.801 | - | 48.351 | 183.6 | 2:36.418 | | | 5 | 42.679 | 118.1 | 29.394 | - | 38.621 | 185.5 | 1:50.694 | | | | |
| 2 | 43.003 | 109.6 | 29.730 | - | 38.632 | 184.6 | 1:51.365 | | | 6 | 43.264 | 120.1 | 29.980 | - | 39.116 | 186.8 | 1:52.360 | | | | |
| 3 | 43.313 | 117.6 | 30.097 | - | IN | - | 2:02.389 | Pit | | 7 | 50.431 | 99.4 | 34.030 | - | IN | - | 2:21.520 | Pit | | | |
| 4 | OUT | 103.6 | 32.391 | - | 40.315 | 186.8 | 7:03.277 | | | | | | | | | | | | | | |
| IDEAL LAP TIME: 1:50.694 | | | | | | | | | | FASTEST LAP: 1:50.694 | | | | | DIFFERENCE: 0.000 | | | | | | |

| 5 Norbert MICHELISZ (HUN) | | | | | | | | | | Honda Civic WTCC | | | | | TC1 | | | | | | |
|---------------------------|----------|-------|--------|----------|--------|-------|----------|-----|--|-----------------------|--------|----------|--------|---|--------------------|-------|----------|----------|--|--|-----------|
| LAP | SECTOR 1 | | | SECTOR 2 | | | SECTOR 3 | | | TOTAL LAP | LAP | SECTOR 1 | | | SECTOR 2 | | | SECTOR 3 | | | TOTAL LAP |
| 1 | OUT | 94.8 | 34.631 | - | 43.276 | 187.5 | 7:00.564 | | | 4 | OUT | 98.0 | 34.638 | - | 43.451 | 188.4 | 6:39.244 | | | | |
| 2 | 43.100 | 109.2 | 29.046 | - | 38.166 | 188.1 | 1:50.312 | | | 5 | 43.200 | 114.6 | 28.981 | - | 38.240 | 188.8 | 1:50.421 | | | | |
| 3 | 42.918 | 113.1 | 29.450 | - | IN | - | 2:04.595 | Pit | | 6 | 43.024 | 115.7 | 29.466 | - | IN | - | 2:04.847 | Pit | | | |
| IDEAL LAP TIME: 1:50.065 | | | | | | | | | | FASTEST LAP: 1:50.312 | | | | | DIFFERENCE: +0.247 | | | | | | |



FIA WORLD TOURING CAR CHAMPIONSHIP QUALIFYING 1 - SECTOR ANALYSIS

| 6 Franz ENGSTLER (DEU) | | | | | BMW E90 320 TC | | | | | TC2 | |
|--------------------------|----------|----------|----------|-----------|-----------------------|----------|----------|----------|-----------|-------------------|--|
| LAP | SECTOR 1 | SECTOR 2 | SECTOR 3 | TOTAL LAP | LAP | SECTOR 1 | SECTOR 2 | SECTOR 3 | TOTAL LAP | | |
| 1 | OUT | 104.1 | 33.303 | - | 42.867 | 175.0 | 2:49.293 | | | | |
| 2 | 44.427 | 110.0 | 30.491 | - | 40.397 | 176.4 | 1:55.315 | | | | |
| IDEAL LAP TIME: 1:55.315 | | | | | FASTEST LAP: 1:55.315 | | | | | DIFFERENCE: 0.000 | |

| 7 Hugo VALENTE (FRA) | | | | | Chevrolet RML Cruze TC1 | | | | | TC1 | |
|--------------------------|----------|----------|----------|-----------|-------------------------|----------|----------|----------|-----------|-------------------|--|
| LAP | SECTOR 1 | SECTOR 2 | SECTOR 3 | TOTAL LAP | LAP | SECTOR 1 | SECTOR 2 | SECTOR 3 | TOTAL LAP | | |
| 1 | OUT | 111.4 | 33.112 | - | 39.943 | 185.2 | 4:14.166 | | | | |
| 2 | 43.033 | 114.3 | 29.862 | - | 38.769 | 187.1 | 1:51.664 | | | | |
| 3 | 42.854 | 129.7 | 30.263 | - | IN | - | 2:04.374 | Pit | | | |
| IDEAL LAP TIME: 1:51.300 | | | | | FASTEST LAP: 1:51.300 | | | | | DIFFERENCE: 0.000 | |

| 9 Sebastien LOEB (FRA) | | | | | Citroen C-Elysee WTCC | | | | | TC1 | |
|--------------------------|----------|----------|----------|-----------|-----------------------|----------|----------|----------|-----------|-------------------|--|
| LAP | SECTOR 1 | SECTOR 2 | SECTOR 3 | TOTAL LAP | LAP | SECTOR 1 | SECTOR 2 | SECTOR 3 | TOTAL LAP | | |
| 1 | OUT | 110.8 | 33.574 | - | 45.472 | 185.8 | 2:21.139 | | | | |
| 2 | 43.330 | 135.9 | 30.088 | - | 38.665 | - | 1:52.083 | | | | |
| 3 | 45.312 | 137.4 | 30.296 | - | IN | - | 2:00.529 | Pit | | | |
| IDEAL LAP TIME: 1:49.875 | | | | | FASTEST LAP: 1:49.875 | | | | | DIFFERENCE: 0.000 | |

| 10 Gianni MORBIDELLI (ITA) | | | | | Chevrolet RML Cruze TC1 | | | | | TC1 | |
|----------------------------|----------|----------|----------|-----------|-------------------------|----------|----------|----------|-----------|--------------------|--|
| LAP | SECTOR 1 | SECTOR 2 | SECTOR 3 | TOTAL LAP | LAP | SECTOR 1 | SECTOR 2 | SECTOR 3 | TOTAL LAP | | |
| 1 | OUT | 111.1 | 31.949 | - | 48.253 | 185.8 | 2:37.477 | | | | |
| 2 | 43.105 | 115.7 | 29.488 | - | 39.062 | 176.4 | 1:51.655 | | | | |
| 3 | 43.625 | 121.3 | 30.196 | - | IN | - | 2:03.595 | Pit | | | |
| IDEAL LAP TIME: 1:51.598 | | | | | FASTEST LAP: 1:51.655 | | | | | DIFFERENCE: +0.057 | |

| 11 James THOMPSON (GBR) | | | | | Lada Granta 1.6T | | | | | TC1 | |
|--------------------------|----------|----------|----------|-----------|-----------------------|----------|----------|----------|-----------|--------------------|--|
| LAP | SECTOR 1 | SECTOR 2 | SECTOR 3 | TOTAL LAP | LAP | SECTOR 1 | SECTOR 2 | SECTOR 3 | TOTAL LAP | | |
| 1 | OUT | 98.7 | 32.352 | - | IN | - | 2:40.864 | Pit | | | |
| 2 | OUT | 99.2 | 34.295 | - | 43.890 | 184.9 | 4:21.087 | | | | |
| 3 | 43.264 | 114.0 | 29.583 | - | 38.815 | 185.8 | 1:51.662 | | | | |
| 4 | 44.645 | 115.1 | 31.817 | - | IN | - | 2:05.707 | Pit | | | |
| IDEAL LAP TIME: 1:51.579 | | | | | FASTEST LAP: 1:51.662 | | | | | DIFFERENCE: +0.083 | |



FIA WORLD TOURING CAR CHAMPIONSHIP QUALIFYING 1 - SECTOR ANALYSIS

| 12 Rob HUFF (GBR) | | | | | Lada Granta 1.6T | | | | | TC1 |
|--------------------------|--------------|----------|--------------|--------------|-----------------------|--------------|----------|--------------|--------------|-------------------|
| LAP | SECTOR 1 | SECTOR 2 | SECTOR 3 | TOTAL LAP | LAP | SECTOR 1 | SECTOR 2 | SECTOR 3 | TOTAL LAP | |
| 1 | OUT 102.4 | 32.021 - | 47.678 184.6 | 2:32.025 | 5 | 43.311 118.1 | 29.654 - | 39.094 184.9 | 1:52.059 | |
| 2 | 43.681 114.7 | 29.884 - | 38.992 182.4 | 1:52.557 | 6 | 44.022 111.9 | 30.343 - | IN - | 2:00.024 Pit | |
| 3 | 44.358 113.6 | 30.428 - | IN - | 2:03.824 Pit | 7 | OUT 84.8 | 36.276 - | 46.822 182.7 | 4:53.738 | |
| 4 | OUT 102.6 | 31.494 - | 40.093 185.5 | 4:35.242 | 8 | 43.181 118.7 | 29.624 - | 38.976 184.3 | 1:51.781 | |
| IDEAL LAP TIME: 1:51.781 | | | | | FASTEST LAP: 1:51.781 | | | | | DIFFERENCE: 0.000 |

| 14 Mikhail KOZLOVSKIY (RUS) | | | | | Lada Granta 1.6T | | | | | TC1 |
|-----------------------------|--------------|----------|--------------|--------------|-----------------------|--------------|----------|--------------|--------------|--------------------|
| LAP | SECTOR 1 | SECTOR 2 | SECTOR 3 | TOTAL LAP | LAP | SECTOR 1 | SECTOR 2 | SECTOR 3 | TOTAL LAP | |
| 1 | OUT 102.4 | 32.320 - | 47.520 185.5 | 2:31.097 | 5 | 43.399 116.5 | 29.706 - | 39.016 183.9 | 1:52.121 | |
| 2 | 43.905 111.0 | 30.158 - | 38.978 184.9 | 1:53.041 | 6 | 45.378 114.8 | 30.675 - | IN - | 2:04.244 Pit | |
| 3 | 44.078 116.0 | 30.425 - | IN - | 2:02.691 Pit | 7 | OUT 111.0 | 31.389 - | 39.703 185.2 | 3:45.597 | |
| 4 | OUT 109.3 | 31.726 - | 39.883 184.9 | 4:35.935 | 8 | 43.222 115.2 | 29.853 - | 38.878 185.8 | 1:51.953 | |
| IDEAL LAP TIME: 1:51.806 | | | | | FASTEST LAP: 1:51.953 | | | | | DIFFERENCE: +0.147 |

| 18 Tiago MONTEIRO (PRT) | | | | | Honda Civic WTCC | | | | | TC1 |
|--------------------------|--------------|----------|--------------|--------------|-----------------------|--------------|----------|--------------|--------------|-------------------|
| LAP | SECTOR 1 | SECTOR 2 | SECTOR 3 | TOTAL LAP | LAP | SECTOR 1 | SECTOR 2 | SECTOR 3 | TOTAL LAP | |
| 1 | OUT 107.2 | 32.771 - | 47.549 184.3 | 2:30.079 | 4 | OUT 110.9 | 30.522 - | 39.665 187.5 | 4:53.302 | |
| 2 | 43.830 120.9 | 30.103 - | 38.737 185.2 | 1:52.670 | 5 | 42.897 118.9 | 29.413 - | 38.347 187.1 | 1:50.657 | |
| 3 | 44.064 117.8 | 30.324 - | IN - | 2:01.581 Pit | 6 | 45.182 110.3 | 31.668 - | IN - | 2:06.029 Pit | |
| IDEAL LAP TIME: 1:50.657 | | | | | FASTEST LAP: 1:50.657 | | | | | DIFFERENCE: 0.000 |

| 25 Mehdi BENNANI (MAR) | | | | | Honda Civic WTCC | | | | | TC1 |
|--------------------------|--------------|----------|--------------|--------------|-----------------------|--------------|----------|--------------|--------------|-------------------|
| LAP | SECTOR 1 | SECTOR 2 | SECTOR 3 | TOTAL LAP | LAP | SECTOR 1 | SECTOR 2 | SECTOR 3 | TOTAL LAP | |
| 1 | OUT 107.1 | 32.435 - | 47.808 184.3 | 2:30.691 | 4 | 42.941 113.2 | 29.401 - | 38.440 185.2 | 1:50.782 | |
| 2 | 43.944 105.4 | 30.158 - | IN - | 2:01.984 Pit | 5 | 45.400 102.5 | 31.960 - | IN - | 2:07.287 Pit | |
| 3 | OUT 115.2 | 30.749 - | 39.203 187.8 | 6:45.573 | 6 | OUT 91.1 | 36.455 - | IN - | 4:44.858 Pit | |
| IDEAL LAP TIME: 1:50.782 | | | | | FASTEST LAP: 1:50.782 | | | | | DIFFERENCE: 0.000 |

| 26 Filipe DE SOUZA (MAC) | | | | | BMW E90 320 TC | | | | | TC2 |
|--------------------------|--------------|----------|--------------|--------------|-----------------------|--------------|----------|--------------|-----------|--------------------|
| LAP | SECTOR 1 | SECTOR 2 | SECTOR 3 | TOTAL LAP | LAP | SECTOR 1 | SECTOR 2 | SECTOR 3 | TOTAL LAP | |
| 1 | OUT 99.2 | 35.446 - | 43.410 173.9 | 3:05.643 | 5 | OUT 109.8 | 32.463 - | 42.752 175.0 | 6:22.432 | |
| 2 | 46.583 114.0 | 31.429 - | 40.990 174.7 | 1:59.002 | 6 | 46.318 109.8 | 31.465 - | 41.165 175.0 | 1:58.948 | |
| 3 | 46.232 111.6 | 31.571 - | 40.916 173.9 | 1:58.719 | 7 | 46.193 123.8 | 34.001 - | 46.912 174.1 | 2:07.106 | |
| 4 | 48.443 103.7 | 32.613 - | IN - | 2:18.889 Pit | | | | | | |
| IDEAL LAP TIME: 1:58.538 | | | | | FASTEST LAP: 1:58.719 | | | | | DIFFERENCE: +0.181 |



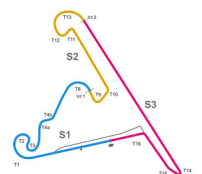
FIA WORLD TOURING CAR CHAMPIONSHIP QUALIFYING 1 - SECTOR ANALYSIS

| 27 John FILIPPI (FRA) | | | | | SEAT Leon WTCC | | | | | TC2 |
|--------------------------|--------------|----------|--------------|-----------------------|----------------|--------------|----------|--------------------|--------------|-----|
| LAP | SECTOR 1 | SECTOR 2 | SECTOR 3 | TOTAL LAP | LAP | SECTOR 1 | SECTOR 2 | SECTOR 3 | TOTAL LAP | |
| 1 | OUT 110.6 | 31.001 - | 41.955 176.7 | 2:49.752 | 5 | 45.275 120.0 | 30.907 - | 40.670 173.3 | 1:56.852 | |
| 2 | 45.011 116.1 | 30.677 - | 41.065 165.3 | 1:56.753 | 6 | 45.268 113.9 | 31.163 - | 40.811 175.3 | 1:57.242 | |
| 3 | 47.121 111.7 | 31.597 - | IN - | 2:10.556 Pit | 7 | 46.508 114.0 | 35.219 - | IN - | 2:18.721 Pit | |
| 4 | OUT 113.4 | 30.868 - | 50.018 173.9 | 6:14.302 | | | | | | |
| IDEAL LAP TIME: 1:56.358 | | | | FASTEST LAP: 1:56.753 | | | | DIFFERENCE: +0.395 | | |

| 33 MA Qing Hua (CHN) | | | | | Citroen C-Elysee WTCC | | | | | TC1 |
|--------------------------|--------------|----------|----------|-----------------------|-----------------------|--------------|----------|-------------------|--------------|-----|
| LAP | SECTOR 1 | SECTOR 2 | SECTOR 3 | TOTAL LAP | LAP | SECTOR 1 | SECTOR 2 | SECTOR 3 | TOTAL LAP | |
| 1 | OUT 111.7 | 30.549 - | IN - | 2:22.910 Pit | 4 | 48.430 114.0 | 37.061 - | 50.393 165.1 | 2:15.884 | |
| 2 | OUT 99.4 | 35.017 - | 44.720 - | 6:33.983 | 5 | 59.255 106.3 | 37.723 - | 56.075 150.0 | 2:33.053 | |
| 3 | 42.375 128.4 | 29.155 - | 37.783 - | 1:49.313 | 6 | 53.080 106.0 | 39.041 - | IN - | 2:32.377 Pit | |
| IDEAL LAP TIME: 1:49.313 | | | | FASTEST LAP: 1:49.313 | | | | DIFFERENCE: 0.000 | | |

| 37 Jose Maria LOPEZ (ARG) | | | | | Citroen C-Elysee WTCC | | | | | TC1 |
|---------------------------|--------------|----------|--------------|-----------------------|-----------------------|--------------|----------|-------------------|--------------|-----|
| LAP | SECTOR 1 | SECTOR 2 | SECTOR 3 | TOTAL LAP | LAP | SECTOR 1 | SECTOR 2 | SECTOR 3 | TOTAL LAP | |
| 1 | OUT 95.1 | 34.286 - | 47.016 183.0 | 2:28.981 | 6 | 42.260 124.7 | 29.173 - | 38.113 - | 1:49.546 | |
| 2 | 43.661 140.3 | 30.113 - | 38.578 187.5 | 1:52.352 | 7 | 43.875 110.4 | 29.951 - | 38.239 189.1 | 1:52.065 | |
| 3 | 43.201 124.1 | 30.107 - | 38.658 186.2 | 1:51.966 | 8 | 43.287 115.8 | 29.755 - | 38.541 187.5 | 1:51.583 | |
| 4 | 43.609 120.2 | 30.240 - | IN - | 2:04.758 Pit | 9 | 43.586 124.6 | 30.172 - | IN - | 2:08.888 Pit | |
| 5 | OUT 110.6 | 32.391 - | 39.976 - | 5:13.695 | | | | | | |
| IDEAL LAP TIME: 1:49.546 | | | | FASTEST LAP: 1:49.546 | | | | DIFFERENCE: 0.000 | | |

| 38 William LOK (HKG) | | | | | SEAT Leon WTCC | | | | | TC2 |
|--------------------------|--------------|----------|--------------|-----------------------|----------------|--------------|----------|--------------------|-----------|-----|
| LAP | SECTOR 1 | SECTOR 2 | SECTOR 3 | TOTAL LAP | LAP | SECTOR 1 | SECTOR 2 | SECTOR 3 | TOTAL LAP | |
| 1 | OUT 105.2 | 34.785 - | 45.389 170.6 | 2:59.944 | 5 | OUT 111.5 | 33.613 - | 41.887 173.3 | 4:59.143 | |
| 2 | 47.002 113.9 | 32.457 - | 41.244 173.3 | 2:00.703 | 6 | 46.436 117.2 | 31.781 - | 41.044 175.0 | 1:59.261 | |
| 3 | 46.596 105.4 | 31.816 - | 41.370 173.6 | 1:59.782 | 7 | 46.630 110.1 | 31.926 - | 40.936 173.3 | 1:59.492 | |
| 4 | 53.307 92.9 | 34.918 - | IN - | 2:25.323 Pit | 8 | 45.927 111.7 | 31.581 - | 41.156 174.4 | 1:58.664 | |
| IDEAL LAP TIME: 1:58.444 | | | | FASTEST LAP: 1:58.664 | | | | DIFFERENCE: +0.220 | | |



FIA WORLD TOURING CAR CHAMPIONSHIP QUALIFYING 1 - SECTOR ANALYSIS

| 77 Rene MUNNICH (DEU) | | | | | | | | Chevrolet RML Cruze TC1 | | | | | TC1 | | |
|--------------------------|----------|-------|----------|---|----------|-------|--------------|-------------------------|----------|-------|----------|---|--------------------|-------|--------------|
| LAP | SECTOR 1 | | SECTOR 2 | | SECTOR 3 | | TOTAL LAP | LAP | SECTOR 1 | | SECTOR 2 | | SECTOR 3 | | TOTAL LAP |
| 1 | OUT | 127.7 | 31.228 | - | 47.772 | 186.8 | 2:38.575 | 4 | OUT | 107.0 | 31.935 | - | 41.014 | 186.8 | 7:00.460 |
| 2 | 43.634 | 113.3 | 29.932 | - | 38.827 | 186.2 | 1:52.393 | 5 | 43.778 | 117.5 | 29.755 | - | IN | - | 1:59.674 Pit |
| 3 | 44.075 | 115.4 | 30.058 | - | IN | - | 2:05.129 Pit | | | | | | | | |
| IDEAL LAP TIME: 1:52.216 | | | | | | | | FASTEST LAP: 1:52.393 | | | | | DIFFERENCE: +0.177 | | |

| 98 Dusan BORKOVIC (SRB) | | | | | | | | Chevrolet RML Cruze TC1 | | | | | TC1 | | |
|--------------------------|----------|-------|----------|---|----------|-------|--------------|-------------------------|----------|-------|----------|---|-------------------|-------|--------------|
| LAP | SECTOR 1 | | SECTOR 2 | | SECTOR 3 | | TOTAL LAP | LAP | SECTOR 1 | | SECTOR 2 | | SECTOR 3 | | TOTAL LAP |
| 1 | OUT | 100.6 | 35.385 | - | 44.589 | 184.6 | 2:48.354 | 4 | OUT | 102.7 | 34.320 | - | 43.442 | 185.8 | 7:18.907 |
| 2 | 43.188 | 112.1 | 29.563 | - | 38.648 | 185.2 | 1:51.399 | 5 | 42.994 | 112.7 | 29.244 | - | 38.629 | 187.5 | 1:50.867 |
| 3 | 47.142 | 101.9 | 32.441 | - | IN | - | 2:15.070 Pit | 6 | 43.252 | 110.3 | 29.673 | - | IN | - | 2:17.801 Pit |
| IDEAL LAP TIME: 1:50.867 | | | | | | | | FASTEST LAP: 1:50.867 | | | | | DIFFERENCE: 0.000 | | |



FIA WORLD TOURING CAR CHAMPIONSHIP QUALIFYING 1 - BEST SECTOR SPEEDS

| | INTERMEDIATE 1 | | | INTERMEDIATE 2 | | | FINISH LINE | | | | | |
|----|----------------|------------|-------|----------------|----|------|-------------|-----|----|------------|-------|-----|
| | NO | NAME | SPEED | LAP | NO | NAME | SPEED | LAP | NO | NAME | SPEED | LAP |
| 1 | 37 | LOPEZ | 140.3 | 2 | | | | | 37 | LOPEZ | 189.1 | 7 |
| 2 | 9 | LOEB | 137.4 | 3 | | | | | 1 | MULLER | 189.1 | 5 |
| 3 | 7 | VALENTE | 129.7 | 3 | | | | | 9 | LOEB | 188.8 | 5 |
| 4 | 33 | MA | 128.4 | 3 | | | | | 5 | MICHELISZ | 188.8 | 5 |
| 5 | 77 | MUNNICH | 127.7 | 1 | | | | | 7 | VALENTE | 187.8 | 5 |
| 6 | 11 | THOMPSON | 125.1 | 7 | | | | | 25 | BENNANI | 187.8 | 3 |
| 7 | 10 | MORBIDELLI | 124.7 | 5 | | | | | 98 | BORKOVIC | 187.5 | 5 |
| 8 | 1 | MULLER | 124.5 | 3 | | | | | 3 | CHILTON | 187.5 | 5 |
| 9 | 26 | DE SOUZA | 123.8 | 7 | | | | | 18 | MONTEIRO | 187.5 | 4 |
| 10 | 18 | MONTEIRO | 120.9 | 2 | | | | | 2 | TARQUINI | 187.5 | 3 |
| 11 | 2 | TARQUINI | 120.2 | 4 | | | | | 4 | CORONEL | 186.8 | 6 |
| 12 | 4 | CORONEL | 120.1 | 6 | | | | | 10 | MORBIDELLI | 186.8 | 5 |
| 13 | 27 | FILIPPI | 120.0 | 5 | | | | | 77 | MUNNICH | 186.8 | 4 |
| 14 | 3 | CHILTON | 119.6 | 2 | | | | | 14 | KOZLOVSKIY | 185.8 | 8 |
| 15 | 12 | HUFF | 118.7 | 8 | | | | | 11 | THOMPSON | 185.8 | 5 |
| 16 | 38 | LOK | 117.2 | 6 | | | | | 12 | HUFF | 185.5 | 4 |
| 17 | 14 | KOZLOVSKIY | 116.5 | 5 | | | | | 27 | FILIPPI | 176.7 | 1 |
| 18 | 5 | MICHELISZ | 115.7 | 6 | | | | | 6 | ENGSTLER | 176.4 | 2 |
| 19 | 25 | BENNANI | 115.2 | 3 | | | | | 26 | DE SOUZA | 175.0 | 6 |
| 20 | 98 | BORKOVIC | 112.7 | 5 | | | | | 38 | LOK | 175.0 | 6 |
| 21 | 6 | ENGSTLER | 110.0 | 2 | | | | | 33 | MA | 165.1 | 4 |



Weather/Track: Cloud 23C / Dry 24C
www.mstworld.com



Shanghai International Circuit
Circuit Length: 4.603 km / 2.860 miles
Printed - 14:52 Saturday, 11 October 2014

FIA WORLD TOURING CAR CHAMPIONSHIP QUALIFYING 1 - BEST SECTOR TIMES

| | SECTOR 1 | | | SECTOR 2 | | | SECTOR 3 | | | IDEAL/BEST LAP COMPARISON | | | | | |
|----|----------|--------|-----|----------|--------|-----|----------|--------|-----|---------------------------|------------|----------|----------|-----|--------|
| | NO | TIME | LAP | NO | TIME | LAP | NO | TIME | LAP | NO | NAME | IDEAL | BEST | LAP | DIFF |
| 1 | 37 | 42.260 | 6 | 5 | 28.981 | 5 | 33 | 37.783 | 3 | 33 | MA | 1:49.313 | 1:49.313 | 3 | 0.000 |
| 2 | 33 | 42.375 | 3 | 1 | 29.130 | 6 | 1 | 37.963 | 6 | 1 | MULLER | 1:49.514 | 1:49.514 | 6 | 0.000 |
| 3 | 1 | 42.421 | 6 | 9 | 29.130 | 5 | 9 | 38.107 | 5 | 37 | LOPEZ | 1:49.546 | 1:49.546 | 6 | 0.000 |
| 4 | 3 | 42.510 | 5 | 33 | 29.155 | 3 | 37 | 38.113 | 6 | 9 | LOEB | 1:49.875 | 1:49.875 | 5 | 0.000 |
| 5 | 2 | 42.624 | 4 | 37 | 29.173 | 6 | 5 | 38.166 | 2 | 5 | MICHELISZ | 1:50.065 | 1:50.312 | 2 | +0.247 |
| 6 | 9 | 42.638 | 5 | 98 | 29.244 | 5 | 2 | 38.334 | 4 | 3 | CHILTON | 1:50.224 | 1:50.229 | 5 | +0.005 |
| 7 | 4 | 42.679 | 5 | 2 | 29.308 | 4 | 18 | 38.347 | 5 | 2 | TARQUINI | 1:50.266 | 1:50.266 | 4 | 0.000 |
| 8 | 7 | 42.686 | 5 | 3 | 29.344 | 2 | 3 | 38.370 | 5 | 18 | MONTEIRO | 1:50.657 | 1:50.657 | 5 | 0.000 |
| 9 | 18 | 42.897 | 5 | 4 | 29.394 | 5 | 25 | 38.440 | 4 | 4 | CORONEL | 1:50.694 | 1:50.694 | 5 | 0.000 |
| 10 | 5 | 42.918 | 3 | 25 | 29.401 | 4 | 4 | 38.621 | 5 | 25 | BENNANI | 1:50.782 | 1:50.782 | 4 | 0.000 |
| 11 | 25 | 42.941 | 4 | 18 | 29.413 | 5 | 98 | 38.629 | 5 | 98 | BORKOVIC | 1:50.867 | 1:50.867 | 5 | 0.000 |
| 12 | 98 | 42.994 | 5 | 10 | 29.488 | 2 | 7 | 38.769 | 2 | 7 | VALENTE | 1:51.317 | 1:51.300 | 5 | -1.17 |
| 13 | 10 | 43.105 | 2 | 11 | 29.525 | 6 | 11 | 38.815 | 3 | 11 | THOMPSON | 1:51.579 | 1:51.662 | 3 | +0.083 |
| 14 | 12 | 43.181 | 8 | 12 | 29.624 | 8 | 77 | 38.827 | 2 | 10 | MORBIDELLI | 1:51.598 | 1:51.655 | 2 | +0.057 |
| 15 | 14 | 43.222 | 8 | 14 | 29.706 | 5 | 14 | 38.878 | 8 | 12 | HUFF | 1:51.781 | 1:51.781 | 8 | 0.000 |
| 16 | 11 | 43.239 | 6 | 77 | 29.755 | 5 | 12 | 38.976 | 8 | 14 | KOZLOVSKIY | 1:51.806 | 1:51.953 | 8 | +0.147 |
| 17 | 77 | 43.634 | 2 | 7 | 29.862 | 2 | 10 | 39.005 | 5 | 77 | MUNNICH | 1:52.216 | 1:52.393 | 2 | +0.177 |
| 18 | 6 | 44.427 | 2 | 6 | 30.491 | 2 | 6 | 40.397 | 2 | 6 | ENGSTLER | 1:55.315 | 1:55.315 | 2 | 0.000 |
| 19 | 27 | 45.011 | 2 | 27 | 30.677 | 2 | 27 | 40.670 | 5 | 27 | FILIPPI | 1:56.358 | 1:56.753 | 2 | +0.395 |
| 20 | 38 | 45.927 | 8 | 26 | 31.429 | 2 | 26 | 40.916 | 3 | 38 | LOK | 1:58.444 | 1:58.664 | 8 | +0.220 |
| 21 | 26 | 46.193 | 7 | 38 | 31.581 | 8 | 38 | 40.936 | 7 | 26 | DE SOUZA | 1:58.538 | 1:58.719 | 3 | +0.181 |

'Perfect Lap' - 1:49.024



Weather/Track: Cloud 23C / Dry 24C

www.mstworld.com



Shanghai International Circuit

Circuit Length: 4.603 km / 2.860 miles

Printed - 14:52 Saturday, 11 October 2014

FIA WORLD TOURING CAR CHAMPIONSHIP QUALIFYING 2 - PROVISIONAL CLASSIFICATION

| | NO | CL | DRIVER | NAT | CAR | TIME | ON | LAPS | GAP | DIFF | KM/H |
|----|----|-----|-------------------|-----|-------------------------|----------|----|------|-------|-------|--------|
| 1 | 1 | TC1 | Yvan MULLER | FRA | Citroen C-Elysee WTCC | 1:49.299 | 2 | 5 | | | 151.60 |
| 2 | 37 | TC1 | Jose Maria LOPEZ | ARG | Citroen C-Elysee WTCC | 1:49.418 | 2 | 6 | 0.119 | 0.119 | 151.44 |
| 3 | 33 | TC1 | MA Qing Hua | CHN | Citroen C-Elysee WTCC | 1:49.436 | 2 | 4 | 0.137 | 0.018 | 151.42 |
| 4 | 9 | TC1 | Sebastien LOEB | FRA | Citroen C-Elysee WTCC | 1:49.579 | 2 | 3 | 0.280 | 0.143 | 151.22 |
| 5 | 5 | TC1 | Norbert MICHELISZ | HUN | Honda Civic WTCC | 1:49.848 | 2 | 5 | 0.549 | 0.269 | 150.85 |
| 6 | 18 | TC1 | Tiago MONTEIRO | PRT | Honda Civic WTCC | 1:50.178 | 2 | 5 | 0.879 | 0.330 | 150.40 |
| 7 | 2 | TC1 | Gabriele TARQUINI | ITA | Honda Civic WTCC | 1:50.229 | 2 | 5 | 0.930 | 0.051 | 150.33 |
| 8 | 3 | TC1 | Tom CHILTON | GBR | Chevrolet RML Cruze TC1 | 1:50.351 | 2 | 3 | 1.052 | 0.122 | 150.16 |
| 9 | 7 | TC1 | Hugo VALENTE | FRA | Chevrolet RML Cruze TC1 | 1:50.406 | 2 | 3 | 1.107 | 0.055 | 150.08 |
| 10 | 25 | TC1 | Mehdi BENNANI | MAR | Honda Civic WTCC | 1:50.528 | 5 | 5 | 1.229 | 0.122 | 149.92 |
| 11 | 4 | TC1 | Tom CORONEL | NLD | Chevrolet RML Cruze TC1 | 1:50.548 | 2 | 3 | 1.249 | 0.020 | 149.89 |
| 12 | 98 | TC1 | Dusan BORKOVIC | SRB | Chevrolet RML Cruze TC1 | 1:51.665 | 2 | 4 | 2.366 | 1.117 | 148.39 |

For Media Information Purposes - No Regulatory Value.

Shanghai International Circuit
Circuit Length: 4.603 km / 2.860 miles
Start: 14:00 Flag: 14:10

Weather/Track: Cloud 24C / Dry 24C

| | | | |
|---------------|----------|------------|------------|
| Race Director | Steward: | Timekeeper | Posted at: |
|---------------|----------|------------|------------|

www.mstworld.com

Printed -14:14 Saturday, 11 October 2014



FIA WORLD TOURING CAR CHAMPIONSHIP QUALIFYING 2 RESULT

| NO | CL | DRIVER | NAT | CAR | TIME | ON | LAPS | GAP | DIFF | KM/H |
|----|----|-----------------------|-----|-------------------------|----------|----|------|-------|-------|--------|
| 1 | 1 | TC1 Yvan MULLER | FRA | Citroen C-Elysee WTCC | 1:49.299 | 2 | 5 | | | 151.60 |
| 2 | 37 | TC1 Jose Maria LOPEZ | ARG | Citroen C-Elysee WTCC | 1:49.418 | 2 | 6 | 0.119 | 0.119 | 151.44 |
| 3 | 33 | TC1 MA Qing Hua | CHN | Citroen C-Elysee WTCC | 1:49.436 | 2 | 4 | 0.137 | 0.018 | 151.42 |
| 4 | 9 | TC1 Sebastien LOEB | FRA | Citroen C-Elysee WTCC | 1:49.579 | 2 | 3 | 0.280 | 0.143 | 151.22 |
| 5 | 5 | TC1 Norbert MICHELISZ | HUN | Honda Civic WTCC | 1:49.848 | 2 | 5 | 0.549 | 0.269 | 150.85 |
| 6 | 18 | TC1 Tiago MONTEIRO | PRT | Honda Civic WTCC | 1:50.178 | 2 | 5 | 0.879 | 0.330 | 150.40 |
| 7 | 2 | TC1 Gabriele TARQUINI | ITA | Honda Civic WTCC | 1:50.229 | 2 | 5 | 0.930 | 0.051 | 150.33 |
| 8 | 3 | TC1 Tom CHILTON | GBR | Chevrolet RML Cruze TC1 | 1:50.351 | 2 | 3 | 1.052 | 0.122 | 150.16 |
| 9 | 7 | TC1 Hugo VALENTE | FRA | Chevrolet RML Cruze TC1 | 1:50.406 | 2 | 3 | 1.107 | 0.055 | 150.08 |
| 10 | 25 | TC1 Mehdi BENNANI | MAR | Honda Civic WTCC | 1:50.528 | 5 | 5 | 1.229 | 0.122 | 149.92 |
| 11 | 4 | TC1 Tom CORONEL | NLD | Chevrolet RML Cruze TC1 | 1:50.548 | 2 | 3 | 1.249 | 0.020 | 149.89 |
| 12 | 98 | TC1 Dusan BORKOVIC | SRB | Chevrolet RML Cruze TC1 | 1:51.665 | 2 | 4 | 2.366 | 1.117 | 148.39 |

Weather/Track: Cloud 24C / Dry 24C

Shanghai International Circuit
Circuit Length: 4.603 km / 2.860 miles
Start: 14:00 Flag: 14:10

| | | |
|---------|----------|---------|
| Steward | Steward: | Steward |
|---------|----------|---------|

www.mstworld.com

Printed -17:25 Saturday, 11 October 2014



FIA WORLD TOURING CAR CHAMPIONSHIP QUALIFYING 2 - SECTOR ANALYSIS

| 1 Yvan MULLER (FRA) | | | | | | | | Citroen C-Elysee WTCC | | | | TC1 |
|--------------------------|----------|----------|----------|-----------|-----------------------|----------|----------|-----------------------|--------------------|--|--|-----|
| LAP | SECTOR 1 | SECTOR 2 | SECTOR 3 | TOTAL LAP | LAP | SECTOR 1 | SECTOR 2 | SECTOR 3 | TOTAL LAP | | | |
| 1 | OUT | 104.7 | 32.775 | - | 41.902 | - | 2:16.791 | | | | | |
| 2 | 42.344 | 119.2 | 28.946 | - | 38.009 | 189.4 | 1:49.299 | | | | | |
| 3 | 42.888 | 118.0 | 29.602 | - | IN | - | 1:59.613 | Pit | | | | |
| IDEAL LAP TIME: 1:49.259 | | | | | FASTEST LAP: 1:49.299 | | | | DIFFERENCE: +0.040 | | | |

| 2 Gabriele TARQUINI (ITA) | | | | | | | | Honda Civic WTCC | | | | TC1 |
|---------------------------|----------|----------|----------|-----------|-----------------------|----------|----------|------------------|--------------------|--|--|-----|
| LAP | SECTOR 1 | SECTOR 2 | SECTOR 3 | TOTAL LAP | LAP | SECTOR 1 | SECTOR 2 | SECTOR 3 | TOTAL LAP | | | |
| 1 | OUT | 98.1 | 32.484 | - | 43.902 | 187.1 | 2:24.303 | | | | | |
| 2 | 42.686 | 122.6 | 29.276 | - | 38.267 | 187.8 | 1:50.229 | | | | | |
| 3 | 43.087 | 124.6 | 29.563 | - | IN | - | 1:57.107 | Pit | | | | |
| IDEAL LAP TIME: 1:50.159 | | | | | FASTEST LAP: 1:50.229 | | | | DIFFERENCE: +0.070 | | | |

| 3 Tom CHILTON (GBR) | | | | | | | | Chevrolet RML Cruze TC1 | | | | TC1 |
|--------------------------|----------|----------|----------|-----------|-----------------------|----------|----------|-------------------------|-------------------|--|--|-----|
| LAP | SECTOR 1 | SECTOR 2 | SECTOR 3 | TOTAL LAP | LAP | SECTOR 1 | SECTOR 2 | SECTOR 3 | TOTAL LAP | | | |
| 1 | OUT | 98.4 | 32.090 | - | 47.525 | 186.8 | 2:31.702 | | | | | |
| 2 | 42.518 | 116.7 | 29.416 | - | 38.417 | 186.2 | 1:50.351 | | | | | |
| IDEAL LAP TIME: 1:50.351 | | | | | FASTEST LAP: 1:50.351 | | | | DIFFERENCE: 0.000 | | | |

| 4 Tom CORONEL (NLD) | | | | | | | | Chevrolet RML Cruze TC1 | | | | TC1 |
|--------------------------|----------|----------|----------|-----------|-----------------------|----------|----------|-------------------------|-------------------|--|--|-----|
| LAP | SECTOR 1 | SECTOR 2 | SECTOR 3 | TOTAL LAP | LAP | SECTOR 1 | SECTOR 2 | SECTOR 3 | TOTAL LAP | | | |
| 1 | OUT | - | 33.022 | - | 42.477 | 186.8 | 2:28.459 | | | | | |
| 2 | 42.521 | 121.3 | 29.583 | - | 38.444 | 185.2 | 1:50.548 | | | | | |
| IDEAL LAP TIME: 1:50.548 | | | | | FASTEST LAP: 1:50.548 | | | | DIFFERENCE: 0.000 | | | |

| 5 Norbert MICHELISZ (HUN) | | | | | | | | Honda Civic WTCC | | | | TC1 |
|---------------------------|----------|----------|----------|-----------|-----------------------|----------|----------|------------------|--------------------|--|--|-----|
| LAP | SECTOR 1 | SECTOR 2 | SECTOR 3 | TOTAL LAP | LAP | SECTOR 1 | SECTOR 2 | SECTOR 3 | TOTAL LAP | | | |
| 1 | OUT | 91.5 | 32.589 | - | 46.654 | 188.8 | 2:29.599 | | | | | |
| 2 | 42.754 | 116.8 | 29.106 | - | 37.988 | 190.1 | 1:49.848 | | | | | |
| 3 | 43.344 | 111.2 | 29.896 | - | IN | - | 1:58.756 | Pit | | | | |
| IDEAL LAP TIME: 1:49.834 | | | | | FASTEST LAP: 1:49.848 | | | | DIFFERENCE: +0.014 | | | |



FIA WORLD TOURING CAR CHAMPIONSHIP QUALIFYING 2 - SECTOR ANALYSIS

| 7 Hugo VALENTE (FRA) | | | | | Chevrolet RML Cruze TC1 | | | | | TC1 | | | | | | |
|--------------------------|----------|----------|----------|-----------|-------------------------|----------|----------|----------|-----------|-------------------|--------|---|----|---|----------|-----|
| LAP | SECTOR 1 | SECTOR 2 | SECTOR 3 | TOTAL LAP | LAP | SECTOR 1 | SECTOR 2 | SECTOR 3 | TOTAL LAP | | | | | | | |
| 1 | OUT | 92.7 | 37.480 | - | 47.990 | 188.8 | 2:39.809 | 3 | 43.331 | 111.0 | 31.363 | - | IN | - | 2:08.063 | Pit |
| 2 | 42.502 | 116.1 | 29.666 | - | 38.238 | 188.4 | 1:50.406 | | | | | | | | | |
| IDEAL LAP TIME: 1:50.406 | | | | | FASTEST LAP: 1:50.406 | | | | | DIFFERENCE: 0.000 | | | | | | |

| 9 Sebastien LOEB (FRA) | | | | | Citroen C-Elysee WTCC | | | | | TC1 | | | | | | |
|--------------------------|----------|----------|----------|-----------|-----------------------|----------|----------|----------|-----------|-------------------|--------|---|----|---|----------|-----|
| LAP | SECTOR 1 | SECTOR 2 | SECTOR 3 | TOTAL LAP | LAP | SECTOR 1 | SECTOR 2 | SECTOR 3 | TOTAL LAP | | | | | | | |
| 1 | OUT | 108.5 | 32.923 | - | 45.051 | 187.8 | 2:26.507 | 3 | 43.129 | 112.3 | 29.600 | - | IN | - | 1:58.041 | Pit |
| 2 | 42.143 | 121.2 | 29.332 | - | 38.104 | 189.4 | 1:49.579 | | | | | | | | | |
| IDEAL LAP TIME: 1:49.579 | | | | | FASTEST LAP: 1:49.579 | | | | | DIFFERENCE: 0.000 | | | | | | |

| 18 Tiago MONTEIRO (PRT) | | | | | Honda Civic WTCC | | | | | TC1 | | | | | | |
|--------------------------|----------|----------|----------|-----------|-----------------------|----------|----------|----------|-----------|--------------------|--------|---|--------|-------|----------|--|
| LAP | SECTOR 1 | SECTOR 2 | SECTOR 3 | TOTAL LAP | LAP | SECTOR 1 | SECTOR 2 | SECTOR 3 | TOTAL LAP | | | | | | | |
| 1 | OUT | 97.5 | 32.750 | - | 45.434 | 187.8 | 2:27.664 | 4 | OUT | 110.7 | 33.601 | - | 48.385 | 187.8 | 3:31.448 | |
| 2 | 42.475 | 120.9 | 29.426 | - | 38.277 | 187.5 | 1:50.178 | 5 | 42.617 | 119.6 | 29.469 | - | 38.168 | 188.1 | 1:50.254 | |
| 3 | 43.335 | 116.9 | 29.950 | - | IN | - | 1:58.023 | Pit | | | | | | | | |
| IDEAL LAP TIME: 1:50.069 | | | | | FASTEST LAP: 1:50.178 | | | | | DIFFERENCE: +0.109 | | | | | | |

| 25 Mehdi BENNANI (MAR) | | | | | Honda Civic WTCC | | | | | TC1 | | | | | | |
|--------------------------|----------|----------|----------|-----------|-----------------------|----------|----------|----------|-----------|--------------------|--------|---|--------|-------|----------|--|
| LAP | SECTOR 1 | SECTOR 2 | SECTOR 3 | TOTAL LAP | LAP | SECTOR 1 | SECTOR 2 | SECTOR 3 | TOTAL LAP | | | | | | | |
| 1 | OUT | 105.7 | 32.039 | - | 46.755 | 187.8 | 2:30.252 | 4 | OUT | 97.5 | 32.430 | - | 49.407 | 187.8 | 3:29.534 | |
| 2 | 42.680 | 114.4 | 29.404 | - | 38.494 | 184.9 | 1:50.578 | 5 | 42.618 | 113.1 | 29.509 | - | 38.401 | 187.5 | 1:50.528 | |
| 3 | 43.159 | 111.2 | 29.827 | - | IN | - | 1:59.072 | Pit | | | | | | | | |
| IDEAL LAP TIME: 1:50.423 | | | | | FASTEST LAP: 1:50.528 | | | | | DIFFERENCE: +0.105 | | | | | | |

| 33 MA Qing Hua (CHN) | | | | | Citroen C-Elysee WTCC | | | | | TC1 | | | | | | |
|--------------------------|----------|----------|----------|-----------|-----------------------|----------|----------|----------|-----------|-------------------|--------|---|--------|-------|----------|-----|
| LAP | SECTOR 1 | SECTOR 2 | SECTOR 3 | TOTAL LAP | LAP | SECTOR 1 | SECTOR 2 | SECTOR 3 | TOTAL LAP | | | | | | | |
| 1 | OUT | - | 38.774 | - | 47.615 | - | 2:38.883 | 3 | 44.769 | 137.2 | 31.078 | - | IN | - | 2:07.710 | Pit |
| 2 | 42.321 | 129.3 | 29.246 | - | 37.869 | - | 1:49.436 | 4 | OUT | 117.6 | 32.473 | - | 39.735 | 189.1 | 3:25.965 | |
| IDEAL LAP TIME: 1:49.436 | | | | | FASTEST LAP: 1:49.436 | | | | | DIFFERENCE: 0.000 | | | | | | |



FIA WORLD TOURING CAR CHAMPIONSHIP QUALIFYING 2 - SECTOR ANALYSIS

| 37 Jose Maria LOPEZ (ARG) | | Citroen C-Elysee WTCC | | | | | | | | | | TC1 |
|---------------------------|--------------|-----------------------|--------------|-----------------------|-----|--------------|----------|-------------------|-----------|--|--|-----|
| LAP | SECTOR 1 | SECTOR 2 | SECTOR 3 | TOTAL LAP | LAP | SECTOR 1 | SECTOR 2 | SECTOR 3 | TOTAL LAP | | | |
| 1 | OUT 109.5 | 32.641 - | 43.894 - | 2:23.839 | 4 | 42.974 125.4 | 30.052 - | 39.104 187.8 | 1:52.130 | | | |
| 2 | 42.184 124.5 | 29.273 - | 37.961 187.8 | 1:49.418 | 5 | 43.455 118.9 | 29.881 - | 41.384 186.8 | 1:54.720 | | | |
| 3 | 42.792 116.7 | 29.581 - | 39.094 186.8 | 1:51.467 | 6 | 45.590 106.7 | 30.104 - | 39.402 188.1 | 1:55.096 | | | |
| IDEAL LAP TIME: 1:49.418 | | | | FASTEST LAP: 1:49.418 | | | | DIFFERENCE: 0.000 | | | | |

| 98 Dusan BORKOVIC (SRB) | | Chevrolet RML Cruze TC1 | | | | | | | | | | TC1 |
|--------------------------|--------------|-------------------------|--------------|-----------------------|-----|--------------|----------|--------------------|--------------|--|--|-----|
| LAP | SECTOR 1 | SECTOR 2 | SECTOR 3 | TOTAL LAP | LAP | SECTOR 1 | SECTOR 2 | SECTOR 3 | TOTAL LAP | | | |
| 1 | OUT 102.1 | 31.680 - | 41.868 186.5 | 3:10.289 | 3 | 43.029 113.0 | 29.745 - | 38.919 186.8 | 1:51.693 | | | |
| 2 | 42.879 114.2 | 29.345 - | 39.441 187.5 | 1:51.665 | 4 | 54.509 91.3 | 37.051 - | IN - | 2:34.752 Pit | | | |
| IDEAL LAP TIME: 1:51.143 | | | | FASTEST LAP: 1:51.665 | | | | DIFFERENCE: +0.522 | | | | |



FIA WORLD TOURING CAR CHAMPIONSHIP QUALIFYING 2 - BEST SECTOR SPEEDS

| | INTERMEDIATE 1 | | | INTERMEDIATE 2 | | | FINISH LINE | | | | | |
|----|----------------|-----------|-------|----------------|----|------|-------------|-----|----|-----------|-------|-----|
| | NO | NAME | SPEED | LAP | NO | NAME | SPEED | LAP | NO | NAME | SPEED | LAP |
| 1 | 33 | MA | 137.2 | 3 | | | | | 5 | MICHELISZ | 190.1 | 2 |
| 2 | 37 | LOPEZ | 125.4 | 4 | | | | | 9 | LOEB | 189.4 | 2 |
| 3 | 2 | TARQUINI | 124.6 | 3 | | | | | 1 | MULLER | 189.4 | 2 |
| 4 | 1 | MULLER | 121.5 | 5 | | | | | 33 | MA | 189.1 | 4 |
| 5 | 4 | CORONEL | 121.3 | 2 | | | | | 7 | VALENTE | 188.8 | 1 |
| 6 | 9 | LOEB | 121.2 | 2 | | | | | 37 | LOPEZ | 188.1 | 6 |
| 7 | 18 | MONTEIRO | 120.9 | 2 | | | | | 18 | MONTEIRO | 188.1 | 5 |
| 8 | 5 | MICHELISZ | 116.8 | 2 | | | | | 25 | BENNANI | 187.8 | 4 |
| 9 | 3 | CHILTON | 116.7 | 2 | | | | | 2 | TARQUINI | 187.8 | 2 |
| 10 | 7 | VALENTE | 116.1 | 2 | | | | | 98 | BORKOVIC | 187.5 | 2 |
| 11 | 25 | BENNANI | 114.4 | 2 | | | | | 4 | CORONEL | 186.8 | 1 |
| 12 | 98 | BORKOVIC | 114.2 | 2 | | | | | 3 | CHILTON | 186.8 | 1 |



Weather/Track: Cloud 24C / Dry 24C
www.mstworld.com



Shanghai International Circuit
Circuit Length: 4.603 km / 2.860 miles
Printed - 14:53 Saturday, 11 October 2014

FIA WORLD TOURING CAR CHAMPIONSHIP QUALIFYING 2 - BEST SECTOR TIMES

| | SECTOR 1 | | | SECTOR 2 | | | SECTOR 3 | | | IDEAL/BEST LAP COMPARISON | | | | | |
|----|----------|--------|-----|----------|--------|-----|----------|--------|-----|---------------------------|-----------|----------|----------|-----|--------|
| | NO | TIME | LAP | NO | TIME | LAP | NO | TIME | LAP | NO | NAME | IDEAL | BEST | LAP | DIFF |
| 1 | 9 | 42.143 | 2 | 1 | 28.946 | 2 | 33 | 37.869 | 2 | 1 | MULLER | 1:49.259 | 1:49.299 | 2 | +0.040 |
| 2 | 37 | 42.184 | 2 | 5 | 29.092 | 5 | 37 | 37.961 | 2 | 37 | LOPEZ | 1:49.418 | 1:49.418 | 2 | 0.000 |
| 3 | 1 | 42.304 | 5 | 33 | 29.246 | 2 | 5 | 37.988 | 2 | 33 | MA | 1:49.436 | 1:49.436 | 2 | 0.000 |
| 4 | 33 | 42.321 | 2 | 37 | 29.273 | 2 | 1 | 38.009 | 2 | 9 | LOEB | 1:49.579 | 1:49.579 | 2 | 0.000 |
| 5 | 18 | 42.475 | 2 | 2 | 29.276 | 2 | 9 | 38.104 | 2 | 5 | MICHELISZ | 1:49.834 | 1:49.848 | 2 | +0.014 |
| 6 | 7 | 42.502 | 2 | 9 | 29.332 | 2 | 18 | 38.168 | 5 | 18 | MONTEIRO | 1:50.069 | 1:50.178 | 2 | +0.109 |
| 7 | 3 | 42.518 | 2 | 98 | 29.345 | 2 | 7 | 38.238 | 2 | 2 | TARQUINI | 1:50.159 | 1:50.229 | 2 | +0.070 |
| 8 | 4 | 42.521 | 2 | 25 | 29.404 | 2 | 2 | 38.267 | 2 | 3 | CHILTON | 1:50.351 | 1:50.351 | 2 | 0.000 |
| 9 | 2 | 42.616 | 5 | 3 | 29.416 | 2 | 25 | 38.401 | 5 | 7 | VALENTE | 1:50.406 | 1:50.406 | 2 | 0.000 |
| 10 | 25 | 42.618 | 5 | 18 | 29.426 | 2 | 3 | 38.417 | 2 | 25 | BENNANI | 1:50.423 | 1:50.528 | 5 | +0.105 |
| 11 | 5 | 42.754 | 2 | 4 | 29.583 | 2 | 4 | 38.444 | 2 | 4 | CORONEL | 1:50.548 | 1:50.548 | 2 | 0.000 |
| 12 | 98 | 42.879 | 2 | 7 | 29.666 | 2 | 98 | 38.919 | 3 | 98 | BORKOVIC | 1:51.143 | 1:51.665 | 2 | +0.522 |

'Perfect Lap' - 1:48.958



Weather/Track: Cloud 24C / Dry 24C

www.mstworld.com



Shanghai International Circuit
Circuit Length: 4.603 km / 2.860 miles
Printed - 14:53 Saturday, 11 October 2014

FIA WORLD TOURING CAR CHAMPIONSHIP QUALIFYING 3 - PROVISIONAL CLASSIFICATION

| | NO | CL | DRIVER | NAT | CAR | TIME | ON | LAPS | GAP | DIFF | KM/H |
|---|----|-----|-------------------|-----|-----------------------|----------|----|------|-------|-------|--------|
| 1 | 37 | TC1 | Jose Maria LOPEZ | ARG | Citroen C-Elysee WTCC | 1:48.782 | 2 | 3 | | | 152.33 |
| 2 | 33 | TC1 | MA Qing Hua | CHN | Citroen C-Elysee WTCC | 1:48.898 | 2 | 3 | 0.116 | 0.116 | 152.16 |
| 3 | 1 | TC1 | Yvan MULLER | FRA | Citroen C-Elysee WTCC | 1:49.424 | 2 | 3 | 0.642 | 0.526 | 151.43 |
| 4 | 5 | TC1 | Norbert MICHELISZ | HUN | Honda Civic WTCC | 1:49.681 | 2 | 3 | 0.899 | 0.257 | 151.08 |
| 5 | 9 | TC1 | Sebastien LOEB | FRA | Citroen C-Elysee WTCC | 1:49.830 | 2 | 3 | 1.048 | 0.149 | 150.87 |

For Media Information Purposes - No Regulatory Value.

Shanghai International Circuit
Circuit Length: 4.603 km / 2.860 miles
Start: 14:17 Flag: 14:34

Weather/Track: Cloud 24C / Dry 26C

| | | | |
|---------------|----------|------------|------------|
| Race Director | Steward: | Timekeeper | Posted at: |
|---------------|----------|------------|------------|

www.mstworld.com

Printed -14:36 Saturday, 11 October 2014



FIA WORLD TOURING CAR CHAMPIONSHIP QUALIFYING 3 RESULT

| | NO | CL | DRIVER | NAT | CAR | TIME | ON | LAPS | GAP | DIFF | KM/H |
|---|----|-----|-------------------|-----|-----------------------|----------|----|------|-------|-------|--------|
| 1 | 37 | TC1 | Jose Maria LOPEZ | ARG | Citroen C-Elysee WTCC | 1:48.782 | 2 | 3 | | | 152.33 |
| 2 | 33 | TC1 | MA Qing Hua | CHN | Citroen C-Elysee WTCC | 1:48.898 | 2 | 3 | 0.116 | 0.116 | 152.16 |
| 3 | 1 | TC1 | Yvan MULLER | FRA | Citroen C-Elysee WTCC | 1:49.424 | 2 | 3 | 0.642 | 0.526 | 151.43 |
| 4 | 5 | TC1 | Norbert MICHELISZ | HUN | Honda Civic WTCC | 1:49.681 | 2 | 3 | 0.899 | 0.257 | 151.08 |
| 5 | 9 | TC1 | Sebastien LOEB | FRA | Citroen C-Elysee WTCC | 1:49.830 | 2 | 3 | 1.048 | 0.149 | 150.87 |

Weather/Track: Cloud 24C / Dry 26C

Shanghai International Circuit
Circuit Length: 4.603 km / 2.860 miles
Start: 14:17 Flag: 14:34

| | | |
|---------|----------|---------|
| Steward | Steward: | Steward |
|---------|----------|---------|

www.mstworld.com

Printed -17:26 Saturday, 11 October 2014



FIA WORLD TOURING CAR CHAMPIONSHIP QUALIFYING 3 - SECTOR ANALYSIS

| 1 Yvan MULLER (FRA) | | | | | Citroen C-Elysee WTCC | | | | | TCT | |
|--------------------------|----------|----------|----------|-----------|-----------------------|----------|-----------|----------|-----------|-------------------|--|
| LAP | SECTOR 1 | SECTOR 2 | SECTOR 3 | TOTAL LAP | LAP | SECTOR 1 | SECTOR 2 | SECTOR 3 | TOTAL LAP | | |
| 1 | OUT | 103.6 | 34.863 | - | 46.212 | 189.4 | 13:28.439 | | | | |
| 2 | 42.456 | 123.0 | 28.998 | - | 37.970 | 189.1 | 1:49.424 | | | | |
| IDEAL LAP TIME: 1:49.424 | | | | | FASTEST LAP: 1:49.424 | | | | | DIFFERENCE: 0.000 | |

| 5 Norbert MICHELISZ (HUN) | | | | | Honda Civic WTCC | | | | | TCT | |
|---------------------------|----------|----------|----------|-----------|-----------------------|----------|----------|----------|-----------|-------------------|--|
| LAP | SECTOR 1 | SECTOR 2 | SECTOR 3 | TOTAL LAP | LAP | SECTOR 1 | SECTOR 2 | SECTOR 3 | TOTAL LAP | | |
| 1 | OUT | 96.9 | 34.208 | - | 42.899 | 188.4 | 2:25.305 | | | | |
| 2 | 42.738 | 116.4 | 28.911 | - | 38.032 | 189.8 | 1:49.681 | | | | |
| IDEAL LAP TIME: 1:49.681 | | | | | FASTEST LAP: 1:49.681 | | | | | DIFFERENCE: 0.000 | |

| 9 Sebastien LOEB (FRA) | | | | | Citroen C-Elysee WTCC | | | | | TCT | |
|--------------------------|----------|----------|----------|-----------|-----------------------|----------|----------|----------|-----------|-------------------|--|
| LAP | SECTOR 1 | SECTOR 2 | SECTOR 3 | TOTAL LAP | LAP | SECTOR 1 | SECTOR 2 | SECTOR 3 | TOTAL LAP | | |
| 1 | OUT | 115.4 | 32.210 | - | 44.263 | 189.4 | 5:01.675 | | | | |
| 2 | 42.266 | 117.8 | 29.279 | - | 38.285 | 188.1 | 1:49.830 | | | | |
| IDEAL LAP TIME: 1:49.830 | | | | | FASTEST LAP: 1:49.830 | | | | | DIFFERENCE: 0.000 | |

| 33 MA Qing Hua (CHN) | | | | | Citroen C-Elysee WTCC | | | | | TCT | |
|--------------------------|----------|----------|----------|-----------|-----------------------|----------|----------|----------|-----------|-------------------|--|
| LAP | SECTOR 1 | SECTOR 2 | SECTOR 3 | TOTAL LAP | LAP | SECTOR 1 | SECTOR 2 | SECTOR 3 | TOTAL LAP | | |
| 1 | OUT | 94.0 | 38.342 | - | 44.070 | 190.8 | 7:59.414 | | | | |
| 2 | 42.201 | 119.0 | 28.784 | - | 37.913 | 190.8 | 1:48.898 | | | | |
| IDEAL LAP TIME: 1:48.898 | | | | | FASTEST LAP: 1:48.898 | | | | | DIFFERENCE: 0.000 | |

| 37 Jose Maria LOPEZ (ARG) | | | | | Citroen C-Elysee WTCC | | | | | TCT | |
|---------------------------|----------|----------|----------|-----------|-----------------------|----------|-----------|----------|-----------|-------------------|--|
| LAP | SECTOR 1 | SECTOR 2 | SECTOR 3 | TOTAL LAP | LAP | SECTOR 1 | SECTOR 2 | SECTOR 3 | TOTAL LAP | | |
| 1 | OUT | 100.0 | 33.853 | - | 41.175 | - | 10:41.061 | | | | |
| 2 | 41.868 | 148.0 | 29.143 | - | 37.771 | - | 1:48.782 | | | | |
| IDEAL LAP TIME: 1:48.782 | | | | | FASTEST LAP: 1:48.782 | | | | | DIFFERENCE: 0.000 | |



FIA WORLD TOURING CAR CHAMPIONSHIP QUALIFYING 3 - BEST SECTOR SPEEDS

| | INTERMEDIATE 1 | | | INTERMEDIATE 2 | | | FINISH LINE | | | | | |
|---|----------------|-----------|-------|----------------|----|------|-------------|-----|----|-----------|-------|-----|
| | NO | NAME | SPEED | LAP | NO | NAME | SPEED | LAP | NO | NAME | SPEED | LAP |
| 1 | 37 | LOPEZ | 148.0 | 3 | | | | | 33 | MA | 190.8 | 2 |
| 2 | 1 | MULLER | 123.0 | 2 | | | | | 5 | MICHELISZ | 189.8 | 2 |
| 3 | 33 | MA | 119.0 | 2 | | | | | 1 | MULLER | 189.4 | 1 |
| 4 | 9 | LOEB | 117.8 | 2 | | | | | 9 | LOEB | 189.4 | 1 |
| 5 | 5 | MICHELISZ | 116.4 | 2 | | | | | | | | |



FIA WORLD TOURING CAR CHAMPIONSHIP QUALIFYING 3 - BEST SECTOR TIMES

| | SECTOR 1 | | | SECTOR 2 | | | SECTOR 3 | | | IDEAL/BEST LAP COMPARISON | | | | | |
|---|----------|--------|-----|----------|--------|-----|----------|--------|-----|---------------------------|-----------|----------|----------|-----|-------|
| | NO | TIME | LAP | NO | TIME | LAP | NO | TIME | LAP | NO | NAME | IDEAL | BEST | LAP | DIFF |
| 1 | 37 | 41.868 | 2 | 33 | 28.784 | 2 | 37 | 37.771 | 2 | 37 | LOPEZ | 1:48.782 | 1:48.782 | 2 | 0.000 |
| 2 | 33 | 42.201 | 2 | 5 | 28.911 | 2 | 33 | 37.913 | 2 | 33 | MA | 1:48.898 | 1:48.898 | 2 | 0.000 |
| 3 | 9 | 42.266 | 2 | 1 | 28.998 | 2 | 1 | 37.970 | 2 | 1 | MULLER | 1:49.424 | 1:49.424 | 2 | 0.000 |
| 4 | 1 | 42.456 | 2 | 37 | 29.143 | 2 | 5 | 38.032 | 2 | 5 | MICHELISZ | 1:49.681 | 1:49.681 | 2 | 0.000 |
| 5 | 5 | 42.738 | 2 | 9 | 29.279 | 2 | 9 | 38.285 | 2 | 9 | LOEB | 1:49.830 | 1:49.830 | 2 | 0.000 |

'Perfect Lap' - 1:48.423



FIA WORLD TOURING CAR CHAMPIONSHIP COMBINED QUALIFYING - PROVISIONAL CLASSIFICATION

| NO | CL | DRIVER | NAT | CAR | QUALIFYING 1 | QUALIFYING 2 | QUALIFYING 3 |
|----|----|------------------------|-----|-------------------------|--------------|--------------|--------------|
| 1 | 37 | TC1 Jose Maria LOPEZ | ARG | Citroen C-Elysee WTCC | 1:49.546 | 1:49.418 | 1:48.782 |
| 2 | 33 | TC1 MA Qing Hua | CHN | Citroen C-Elysee WTCC | 1:49.313 | 1:49.436 | 1:48.898 |
| 3 | 1 | TC1 Yvan MULLER | FRA | Citroen C-Elysee WTCC | 1:49.514 | 1:49.299 | 1:49.424 |
| 4 | 5 | TC1 Norbert MICHELISZ | HUN | Honda Civic WTCC | 1:50.312 | 1:49.848 | 1:49.681 |
| 5 | 9 | TC1 Sebastien LOEB | FRA | Citroen C-Elysee WTCC | 1:49.875 | 1:49.579 | 1:49.830 |
| 6 | 18 | TC1 Tiago MONTEIRO | PRT | Honda Civic WTCC | 1:50.657 | 1:50.178 | |
| 7 | 2 | TC1 Gabriele TARQUINI | ITA | Honda Civic WTCC | 1:50.266 | 1:50.229 | |
| 8 | 3 | TC1 Tom CHILTON | GBR | Chevrolet RML Cruze TC1 | 1:50.229 | 1:50.351 | |
| 9 | 7 | TC1 Hugo VALENTE | FRA | Chevrolet RML Cruze TC1 | 1:51.300 | 1:50.406 | |
| 10 | 25 | TC1 Mehdi BENNANI | MAR | Honda Civic WTCC | 1:50.782 | 1:50.528 | |
| 11 | 4 | TC1 Tom CORONEL | NLD | Chevrolet RML Cruze TC1 | 1:50.694 | 1:50.548 | |
| 12 | 98 | TC1 Dusan BORKOVIC | SRB | Chevrolet RML Cruze TC1 | 1:50.867 | 1:51.665 | |
| 13 | 10 | TC1 Gianni MORBIDELLI | ITA | Chevrolet RML Cruze TC1 | 1:51.655 | | |
| 14 | 11 | TC1 James THOMPSON | GBR | Lada Granta 1.6T | 1:51.662 | | |
| 15 | 12 | TC1 Rob HUFF | GBR | Lada Granta 1.6T | 1:51.781 | | |
| 16 | 14 | TC1 Mikhail KOZLOVSKIY | RUS | Lada Granta 1.6T | 1:51.953 | | |
| 17 | 77 | TC1 Rene MUNNICH | DEU | Chevrolet RML Cruze TC1 | 1:52.393 | | |
| 18 | 6 | TC2 Franz ENGSTLER | DEU | BMW E90 320 TC | 1:55.315 | | |
| 19 | 27 | TC2 John FILIPPI | FRA | SEAT Leon WTCC | 1:56.753 | | |
| 20 | 38 | TC2 William LOK | HKG | SEAT Leon WTCC | 1:58.664 | | |
| 21 | 26 | TC2 Filipe DE SOUZA | MAC | BMW E90 320 TC | 1:58.719 | | |

QUALIFICATION MAXIMA OF CLASS (107%)

(TC1 1:56.964) (TC2 2:03.387)

For Media Information Purposes - No Regulatory Value.

Shanghai International Circuit
Circuit Length: 4.603 km / 2.860 miles
Start: 13:35 End: 14:34

| | | | |
|---------------|----------|------------|------------|
| Race Director | Steward: | Timekeeper | Issued at: |
|---------------|----------|------------|------------|

www.mstworld.com



Printed - 14:43 Saturday, 11 October 2014



FIA WORLD TOURING CAR CHAMPIONSHIP COMBINED QUALIFYING RESULT

| NO | CL | DRIVER | NAT | CAR | QUALIFYING 1 | QUALIFYING 2 | QUALIFYING 3 |
|----|----|------------------------|-----|-------------------------|--------------|--------------|--------------|
| 1 | 37 | TC1 Jose Maria LOPEZ | ARG | Citroen C-Elysee WTCC | 1:49.546 | 1:49.418 | 1:48.782 |
| 2 | 33 | TC1 MA Qing Hua | CHN | Citroen C-Elysee WTCC | 1:49.313 | 1:49.436 | 1:48.898 |
| 3 | 1 | TC1 Yvan MULLER | FRA | Citroen C-Elysee WTCC | 1:49.514 | 1:49.299 | 1:49.424 |
| 4 | 5 | TC1 Norbert MICHELISZ | HUN | Honda Civic WTCC | 1:50.312 | 1:49.848 | 1:49.681 |
| 5 | 9 | TC1 Sebastien LOEB | FRA | Citroen C-Elysee WTCC | 1:49.875 | 1:49.579 | 1:49.830 |
| 6 | 18 | TC1 Tiago MONTEIRO | PRT | Honda Civic WTCC | 1:50.657 | 1:50.178 | |
| 7 | 2 | TC1 Gabriele TARQUINI | ITA | Honda Civic WTCC | 1:50.266 | 1:50.229 | |
| 8 | 3 | TC1 Tom CHILTON | GBR | Chevrolet RML Cruze TC1 | 1:50.229 | 1:50.351 | |
| 9 | 7 | TC1 Hugo VALENTE | FRA | Chevrolet RML Cruze TC1 | 1:51.300 | 1:50.406 | |
| 10 | 25 | TC1 Mehdi BENNANI | MAR | Honda Civic WTCC | 1:50.782 | 1:50.528 | |
| 11 | 4 | TC1 Tom CORONEL | NLD | Chevrolet RML Cruze TC1 | 1:50.694 | 1:50.548 | |
| 12 | 98 | TC1 Dusan BORKOVIC | SRB | Chevrolet RML Cruze TC1 | 1:50.867 | 1:51.665 | |
| 13 | 10 | TC1 Gianni MORBIDELLI | ITA | Chevrolet RML Cruze TC1 | 1:51.655 | | |
| 14 | 11 | TC1 James THOMPSON | GBR | Lada Granta 1.6T | 1:51.662 | | |
| 15 | 12 | TC1 Rob HUFF | GBR | Lada Granta 1.6T | 1:51.781 | | |
| 16 | 14 | TC1 Mikhail KOZLOVSKIY | RUS | Lada Granta 1.6T | 1:51.953 | | |
| 17 | 77 | TC1 Rene MUNNICH | DEU | Chevrolet RML Cruze TC1 | 1:52.393 | | |
| 18 | 6 | TC2 Franz ENGSTLER | DEU | BMW E90 320 TC | 1:55.315 | | |
| 19 | 27 | TC2 John FILIPPI | FRA | SEAT Leon WTCC | 1:56.753 | | |
| 20 | 38 | TC2 William LOK | HKG | SEAT Leon WTCC | 1:58.664 | | |
| 21 | 26 | TC2 Filipe DE SOUZA | MAC | BMW E90 320 TC | 1:58.719 | | |

QUALIFICATION MAXIMA OF CLASS (107%)

(TC1 1:56.964) (TC2 2:03.387)

Weather/Track: Cloud 24C / Dry 26C

Shanghai International Circuit
Circuit Length: 4.603 km / 2.860 miles
Start: 13:35 End: 14:34

| | | |
|---------|----------|---------|
| Steward | Steward: | Steward |
|---------|----------|---------|

www.mstworld.com

Printed - 17:31 Saturday, 11 October 2014



FIA WORLD TOURING CAR CHAMPIONSHIP RACE 1 - PROVISIONAL STARTING GRID

| ROW | Driver | Driver |
|-----|-------------------------|-------------------------|
| 11 | 20 38 LOK | 21 26 DE SOUZA |
| 10 | 18 6 ENGSTLER | 19 27 FILIPPI |
| 9 | 16 14 KOZLOVSKIY | 17 77 MUNNICH |
| 8 | 14 11 THOMPSON | 15 12 HUFF |
| 7 | 12 98 BORKOVIC | 13 10 MORBIDELLI |
| 6 | 10 25 BENNANI | 11 4 CORONEL |
| 5 | 8 3 CHILTON | 9 7 VALENTE |
| 4 | 6 18 MONTEIRO | 7 2 TARQUINI |
| 3 | 4 5 MICHELISZ | 5 9 LOEB |
| 2 | 2 33 MA | 3 1 MULLER |
| 1 | | 1 37 LOPEZ |

POLE

Shanghai International Circuit
Circuit Length: 4.603 km / 2.860 miles

| | | |
|----------------|----------|-------------|
| Race Director: | Steward: | Timekeeper: |
|----------------|----------|-------------|

FIA WORLD TOURING CAR CHAMPIONSHIP RACE 1 - STARTING GRID

| ROW | Driver | Driver |
|-----|-------------------------|-------------------------|
| 11 | 20 38 LOK | 21 26 DE SOUZA |
| 10 | 18 6 ENGSTLER | 19 27 FILIPPI |
| 9 | 16 14 KOZLOVSKIY | 17 77 MUNNICH |
| 8 | 14 11 THOMPSON | 15 12 HUFF |
| 7 | 12 98 BORKOVIC | 13 10 MORBIDELLI |
| 6 | 10 25 BENNANI | 11 4 CORONEL |
| 5 | 8 3 CHILTON | 9 7 VALENTE |
| 4 | 6 18 MONTEIRO | 7 2 TARQUINI |
| 3 | 4 5 MICHELISZ | 5 9 LOEB |
| 2 | 2 33 MA | 3 1 MULLER |
| 1 | | 1 37 LOPEZ |

POLE

Shanghai International Circuit
Circuit Length: 4.603 km / 2.860 miles

| | | |
|----------------|----------|-------------|
| Race Director: | Steward: | Timekeeper: |
|----------------|----------|-------------|

FIA WORLD TOURING CAR CHAMPIONSHIP RACE 1 - PROVISIONAL CLASSIFICATION

| NO | CL | DRIVER | NAT | CAR | TIME | LAPS | GAP | DIFF | KM/H | BEST | ON |
|----|----|-----------------------|-----|-------------------------|-----------|------|----------|----------|--------|----------|----|
| 1 | 37 | TC1 Jose Maria LOPEZ | ARG | Citroen C-Elysee WTCC | 26:15.097 | 14 | | | 146.85 | 1:50.889 | 2 |
| 2 | 33 | TC1 MA Qing Hua | CHN | Citroen C-Elysee WTCC | 26:17.186 | 14 | 2.089 | 2.089 | 146.65 | 1:50.833 | 2 |
| 3 | 1 | TC1 Yvan MULLER | FRA | Citroen C-Elysee WTCC | 26:20.890 | 14 | 5.793 | 3.704 | 146.31 | 1:51.458 | 2 |
| 4 | 9 | TC1 Sebastien LOEB | FRA | Citroen C-Elysee WTCC | 26:21.272 | 14 | 6.175 | 0.382 | 146.27 | 1:52.039 | 3 |
| 5 | 5 | TC1 Norbert MICHELISZ | HUN | Honda Civic WTCC | 26:31.147 | 14 | 16.050 | 9.875 | 145.37 | 1:52.372 | 2 |
| 6 | 2 | TC1 Gabriele TARQUINI | ITA | Honda Civic WTCC | 26:31.580 | 14 | 16.483 | 0.433 | 145.33 | 1:52.355 | 2 |
| 7 | 18 | TC1 Tiago MONTEIRO | PRT | Honda Civic WTCC | 26:33.392 | 14 | 18.295 | 1.812 | 145.16 | 1:52.756 | 2 |
| 8 | 4 | TC1 Tom CORONEL | NLD | Chevrolet RML Cruze TC1 | 26:37.155 | 14 | 22.058 | 3.763 | 144.82 | 1:52.881 | 2 |
| 9 | 7 | TC1 Hugo VALENTE | FRA | Chevrolet RML Cruze TC1 | 26:40.993 | 14 | 25.896 | 3.838 | 144.47 | 1:53.152 | 3 |
| 10 | 25 | TC1 Mehdi BENNANI | MAR | Honda Civic WTCC | 26:41.375 | 14 | 26.278 | 0.382 | 144.44 | 1:53.318 | 6 |
| 11 | 10 | TC1 Gianni MORBIDELLI | ITA | Chevrolet RML Cruze TC1 | 27:02.291 | 14 | 47.194 | 20.916 | 142.58 | 1:53.883 | 2 |
| 12 | 98 | TC1 Dusan BORKOVIC | SRB | Chevrolet RML Cruze TC1 | 27:08.807 | 14 | 53.710 | 6.516 | 142.01 | 1:53.402 | 4 |
| 13 | 6 | TC2 Franz ENGSTLER | DEU | BMW E90 320 TC | 27:44.379 | 14 | 1:29.282 | 35.572 | 138.97 | 1:57.354 | 3 |
| 14 | 27 | TC2 John FILIPPI | FRA | SEAT Leon WTCC | 27:58.219 | 14 | 1:43.122 | 13.840 | 137.82 | 1:58.170 | 3 |
| 15 | 12 | TC1 Rob HUFF | GBR | Lada Granta 1.6T | 25:32.413 | 13 | 1 Lap | | 140.12 | 1:53.675 | 2 |
| 16 | 26 | TC2 Filipe DE SOUZA | MAC | BMW E90 320 TC | 26:56.197 | 13 | 1 Lap | 1:23.784 | 132.86 | 2:00.979 | 3 |
| 17 | 77 | TC1 Rene MUNNICH | DEU | Chevrolet RML Cruze TC1 | 24:25.062 | 10 | 4 Laps | | 112.63 | 1:54.086 | 2 |

NOT CLASSIFIED

| | | | | | | | | | | | |
|--------|----|------------------------|-----|-------------------------|-----------|---|---------|--|--------|----------|---|
| D.N.F. | 14 | TC1 Mikhail KOZLOVSKIY | RUS | Lada Granta 1.6T | 17:18.083 | 6 | 8 Laps | | 95.11 | 1:53.964 | 3 |
| D.N.F. | 38 | TC2 William LOK | HKG | SEAT Leon WTCC | 10:26.958 | 5 | 9 Laps | | 131.06 | 1:59.943 | 4 |
| D.N.F. | 3 | TC1 Tom CHILTON | GBR | Chevrolet RML Cruze TC1 | 3:50.754 | 2 | 12 Laps | | 140.65 | 1:52.298 | 2 |
| D.N.F. | 11 | TC1 James THOMPSON | GBR | Lada Granta 1.6T | | | 14 Laps | | | | |

FASTEST LAP

| | | | | | | | | | | |
|----|-----|----------------|-----|-----------------------|----------|---|--|--|--------------|------------|
| 33 | TC1 | MA Qing Hua | CHN | Citroen C-Elysee WTCC | 1:50.833 | 2 | | | 149.511 km/h | 92.902 mph |
| 6 | TC2 | Franz ENGSTLER | DEU | BMW E90 320 TC | 1:57.354 | 3 | | | 141.204 km/h | 87.740 mph |

For Media Information Purposes - No Regulatory Value.

Shanghai International Circuit
Circuit Length: 4.603 km / 2.860 miles
Start: 15:03 Flag: 15:29

Weather/Track: Sun 25C / Dry 26C

| | | | |
|---------------|----------|------------|------------|
| Race Director | Steward: | Timekeeper | Posted at: |
|---------------|----------|------------|------------|

www.mstworld.com

Printed -15:32 Sunday, 12 October 2014



FIA WORLD TOURING CAR CHAMPIONSHIP RACE 1 RESULT

| NO | CL | DRIVER | NAT | CAR | TIME | LAPS | GAP | DIFF | KM/H | BEST | ON |
|----|----|-----------------------|-----|-------------------------|-----------|------|----------|----------|--------|----------|----|
| 1 | 37 | TC1 Jose Maria LOPEZ | ARG | Citroen C-Elysee WTCC | 26:15.097 | 14 | | | 146.85 | 1:50.889 | 2 |
| 2 | 33 | TC1 MA Qing Hua | CHN | Citroen C-Elysee WTCC | 26:17.186 | 14 | 2.089 | 2.089 | 146.65 | 1:50.833 | 2 |
| 3 | 1 | TC1 Yvan MULLER | FRA | Citroen C-Elysee WTCC | 26:20.890 | 14 | 5.793 | 3.704 | 146.31 | 1:51.458 | 2 |
| 4 | 9 | TC1 Sebastien LOEB | FRA | Citroen C-Elysee WTCC | 26:21.272 | 14 | 6.175 | 0.382 | 146.27 | 1:52.039 | 3 |
| 5 | 5 | TC1 Norbert MICHELISZ | HUN | Honda Civic WTCC | 26:31.147 | 14 | 16.050 | 9.875 | 145.37 | 1:52.372 | 2 |
| 6 | 2 | TC1 Gabriele TARQUINI | ITA | Honda Civic WTCC | 26:31.580 | 14 | 16.483 | 0.433 | 145.33 | 1:52.355 | 2 |
| 7 | 18 | TC1 Tiago MONTEIRO | PRT | Honda Civic WTCC | 26:33.392 | 14 | 18.295 | 1.812 | 145.16 | 1:52.756 | 2 |
| 8 | 4 | TC1 Tom CORONEL | NLD | Chevrolet RML Cruze TC1 | 26:37.155 | 14 | 22.058 | 3.763 | 144.82 | 1:52.881 | 2 |
| 9 | 7 | TC1 Hugo VALENTE | FRA | Chevrolet RML Cruze TC1 | 26:40.993 | 14 | 25.896 | 3.838 | 144.47 | 1:53.152 | 3 |
| 10 | 25 | TC1 Mehdi BENNANI | MAR | Honda Civic WTCC | 26:41.375 | 14 | 26.278 | 0.382 | 144.44 | 1:53.318 | 6 |
| 11 | 10 | TC1 Gianni MORBIDELLI | ITA | Chevrolet RML Cruze TC1 | 27:02.291 | 14 | 47.194 | 20.916 | 142.58 | 1:53.883 | 2 |
| 12 | 98 | TC1 Dusan BORKOVIC | SRB | Chevrolet RML Cruze TC1 | 27:08.807 | 14 | 53.710 | 6.516 | 142.01 | 1:53.402 | 4 |
| 13 | 6 | TC2 Franz ENGSTLER | DEU | BMW E90 320 TC | 27:44.379 | 14 | 1:29.282 | 35.572 | 138.97 | 1:57.354 | 3 |
| 14 | 27 | TC2 John FILIPPI | FRA | SEAT Leon WTCC | 27:58.219 | 14 | 1:43.122 | 13.840 | 137.82 | 1:58.170 | 3 |
| 15 | 12 | TC1 Rob HUFF | GBR | Lada Granta 1.6T | 25:32.413 | 13 | 1 Lap | | 140.12 | 1:53.675 | 2 |
| 16 | 26 | TC2 Filipe DE SOUZA | MAC | BMW E90 320 TC | 26:56.197 | 13 | 1 Lap | 1:23.784 | 132.86 | 2:00.979 | 3 |
| 17 | 77 | TC1 Rene MUNNICH | DEU | Chevrolet RML Cruze TC1 | 24:25.062 | 10 | 4 Laps | | 112.63 | 1:54.086 | 2 |

NOT CLASSIFIED

| | | | | | | | | | | | |
|--------|----|------------------------|-----|-------------------------|-----------|---|---------|--|--------|----------|---|
| D.N.F. | 14 | TC1 Mikhail KOZLOVSKIY | RUS | Lada Granta 1.6T | 17:18.083 | 6 | 8 Laps | | 95.11 | 1:53.964 | 3 |
| D.N.F. | 38 | TC2 William LOK | HKG | SEAT Leon WTCC | 10:26.958 | 5 | 9 Laps | | 131.06 | 1:59.943 | 4 |
| D.N.F. | 3 | TC1 Tom CHILTON | GBR | Chevrolet RML Cruze TC1 | 3:50.754 | 2 | 12 Laps | | 140.65 | 1:52.298 | 2 |
| D.N.F. | 11 | TC1 James THOMPSON | GBR | Lada Granta 1.6T | | | 14 Laps | | | | |

FASTEST LAP

| | | | | | | | | | | |
|----|-----|----------------|-----|-----------------------|----------|---|--|--|--------------|------------|
| 33 | TC1 | MA Qing Hua | CHN | Citroen C-Elysee WTCC | 1:50.833 | 2 | | | 149.511 km/h | 92.902 mph |
| 6 | TC2 | Franz ENGSTLER | DEU | BMW E90 320 TC | 1:57.354 | 3 | | | 141.204 km/h | 87.740 mph |

Weather/Track: Sun 25C / Dry 26C

Shanghai International Circuit
Circuit Length: 4.603 km / 2.860 miles
Start: 15:03 Flag: 15:29

| | | |
|---------|----------|---------|
| Steward | Steward: | Steward |
|---------|----------|---------|

www.mstworld.com

Printed -18:34 Sunday, 12 October 2014



FIA WORLD TOURING CAR CHAMPIONSHIP RACE 1 - SECTOR ANALYSIS

| 1 Yvan MULLER (FRA) | | | | | | | | Citroen C-Elysee WTCC | | | | | TC1 | | |
|--------------------------|----------|-------|----------|---|----------|-------|-----------|-----------------------|----------|-------|----------|---|--------------------|-------|-----------|
| LAP | SECTOR 1 | | SECTOR 2 | | SECTOR 3 | | TOTAL LAP | LAP | SECTOR 1 | | SECTOR 2 | | SECTOR 3 | | TOTAL LAP |
| 1 | 47.311 | 111.8 | 29.902 | - | 38.206 | - | 1:55.419 | 8 | 43.982 | 125.0 | 30.343 | - | 38.400 | 188.8 | 1:52.725 |
| 2 | 43.316 | 116.2 | 29.913 | - | 38.229 | 189.1 | 1:51.458 | 9 | 44.062 | 113.8 | 30.195 | - | 38.478 | 188.4 | 1:52.735 |
| 3 | 43.500 | - | 30.267 | - | 38.239 | 187.5 | 1:52.006 | 10 | 43.855 | 120.3 | 30.413 | - | 38.655 | 188.1 | 1:52.923 |
| 4 | 43.930 | 118.5 | 30.308 | - | 38.285 | - | 1:52.523 | 11 | 44.186 | 118.1 | 30.288 | - | 38.463 | - | 1:52.937 |
| 5 | 44.055 | 116.8 | 30.204 | - | 38.344 | - | 1:52.603 | 12 | 44.324 | 120.5 | 30.431 | - | 38.739 | 188.1 | 1:53.494 |
| 6 | 43.708 | 134.3 | 30.500 | - | 38.461 | 188.1 | 1:52.669 | 13 | 44.031 | 122.6 | 30.537 | - | 38.551 | - | 1:53.119 |
| 7 | 43.717 | 127.5 | 30.405 | - | 38.517 | 187.8 | 1:52.639 | 14 | 44.219 | 122.2 | 30.556 | - | 38.865 | 186.5 | 1:53.640 |
| IDEAL LAP TIME: 1:51.424 | | | | | | | | FASTEST LAP: 1:51.458 | | | | | DIFFERENCE: +0.034 | | |

| 2 Gabriele TARQUINI (ITA) | | | | | | | | Honda Civic WTCC | | | | | TC1 | | |
|---------------------------|----------|-------|----------|---|----------|-------|-----------|-----------------------|----------|-------|----------|---|--------------------|-------|-----------|
| LAP | SECTOR 1 | | SECTOR 2 | | SECTOR 3 | | TOTAL LAP | LAP | SECTOR 1 | | SECTOR 2 | | SECTOR 3 | | TOTAL LAP |
| 1 | 48.264 | 116.1 | 29.916 | - | 38.396 | 185.2 | 1:56.576 | 8 | 44.130 | 115.1 | 30.404 | - | 38.640 | 184.9 | 1:53.174 |
| 2 | 43.674 | 114.1 | 30.111 | - | 38.570 | 185.5 | 1:52.355 | 9 | 44.350 | 117.5 | 30.223 | - | 38.908 | 185.2 | 1:53.481 |
| 3 | 43.907 | 115.1 | 30.185 | - | 39.072 | 185.8 | 1:53.164 | 10 | 44.239 | 116.9 | 30.390 | - | 38.939 | 185.2 | 1:53.568 |
| 4 | 44.889 | 118.6 | 30.283 | - | 38.639 | 185.5 | 1:53.811 | 11 | 44.195 | 119.0 | 30.596 | - | 38.847 | 185.2 | 1:53.638 |
| 5 | 44.126 | 114.9 | 30.256 | - | 38.541 | 185.2 | 1:52.923 | 12 | 44.265 | 114.1 | 30.615 | - | 38.774 | 184.9 | 1:53.654 |
| 6 | 44.418 | 112.4 | 30.433 | - | 38.690 | 185.8 | 1:53.541 | 13 | 44.453 | 113.9 | 30.572 | - | 38.927 | 185.2 | 1:53.952 |
| 7 | 44.329 | 112.4 | 30.529 | - | 38.738 | 184.9 | 1:53.596 | 14 | 44.589 | 113.9 | 30.547 | - | 39.011 | 185.8 | 1:54.147 |
| IDEAL LAP TIME: 1:51.986 | | | | | | | | FASTEST LAP: 1:52.355 | | | | | DIFFERENCE: +0.369 | | |

| 3 Tom CHILTON (GBR) | | | | | | | | Chevrolet RML Cruze TC1 | | | | | TC1 | | |
|--------------------------|----------|---|----------|---|----------|---|-----------|-------------------------|----------|---|----------|---|--------------------|-------|-----------|
| LAP | SECTOR 1 | | SECTOR 2 | | SECTOR 3 | | TOTAL LAP | LAP | SECTOR 1 | | SECTOR 2 | | SECTOR 3 | | TOTAL LAP |
| 1 | - | - | 1:20.083 | - | 38.373 | - | 1:58.456 | 2 | - | - | 1:13.730 | - | 38.568 | 184.9 | 1:52.298 |
| IDEAL LAP TIME: 1:52.103 | | | | | | | | FASTEST LAP: 1:52.298 | | | | | DIFFERENCE: +0.195 | | |

| 4 Tom CORONEL (NLD) | | | | | | | | Chevrolet RML Cruze TC1 | | | | | TC1 | | |
|--------------------------|----------|-------|----------|---|----------|-------|-----------|-------------------------|----------|-------|----------|---|--------------------|-------|-----------|
| LAP | SECTOR 1 | | SECTOR 2 | | SECTOR 3 | | TOTAL LAP | LAP | SECTOR 1 | | SECTOR 2 | | SECTOR 3 | | TOTAL LAP |
| 1 | 50.273 | 113.6 | 30.657 | - | 38.788 | 183.6 | 1:59.718 | 8 | 43.968 | 135.6 | 30.707 | - | 39.448 | 183.9 | 1:54.123 |
| 2 | 43.978 | 121.7 | 30.237 | - | 38.666 | 183.0 | 1:52.881 | 9 | 43.988 | 116.0 | 30.536 | - | 38.882 | 183.6 | 1:53.406 |
| 3 | 44.001 | 115.9 | 30.264 | - | 38.809 | 182.4 | 1:53.074 | 10 | 44.388 | 117.4 | 30.628 | - | 39.039 | 183.9 | 1:54.055 |
| 4 | 44.000 | 119.2 | 30.263 | - | 38.694 | 182.7 | 1:52.957 | 11 | 44.170 | 131.6 | 30.786 | - | 38.969 | 184.3 | 1:53.925 |
| 5 | 44.147 | 117.6 | 30.269 | - | 38.678 | 184.6 | 1:53.094 | 12 | 44.238 | 118.0 | 30.745 | - | 39.132 | 184.9 | 1:54.115 |
| 6 | 43.913 | 117.7 | 30.242 | - | 38.958 | 184.3 | 1:53.113 | 13 | 44.146 | 103.0 | 30.929 | - | 39.209 | 183.6 | 1:54.284 |
| 7 | 44.453 | 119.0 | 30.591 | - | 38.933 | 183.3 | 1:53.977 | 14 | 44.509 | 119.6 | 30.861 | - | 39.063 | 185.2 | 1:54.433 |
| IDEAL LAP TIME: 1:52.816 | | | | | | | | FASTEST LAP: 1:52.881 | | | | | DIFFERENCE: +0.065 | | |



FIA WORLD TOURING CAR CHAMPIONSHIP RACE 1 - SECTOR ANALYSIS

| 5 Norbert MICHELISZ (HUN) | | | | | Honda Civic WTCC | | | | | TC1 | | | | | |
|---------------------------|----------|-------|----------|----------|-----------------------|-------|----------|----|----------|--------------------|-----------|---|--------|-------|----------|
| LAP | SECTOR 1 | | SECTOR 2 | SECTOR 3 | TOTAL LAP | LAP | SECTOR 1 | | SECTOR 2 | SECTOR 3 | TOTAL LAP | | | | |
| 1 | 47.750 | 109.0 | 29.929 | - | 38.513 | 186.2 | 1:56.192 | 8 | 44.228 | 110.7 | 30.198 | - | 38.656 | 185.5 | 1:53.082 |
| 2 | 43.681 | 111.3 | 30.015 | - | 38.676 | 185.8 | 1:52.372 | 9 | 44.328 | 111.7 | 30.316 | - | 38.926 | 186.2 | 1:53.570 |
| 3 | 43.962 | 116.1 | 30.064 | - | 39.297 | 184.9 | 1:53.323 | 10 | 44.003 | 127.6 | 30.473 | - | 38.958 | 186.5 | 1:53.434 |
| 4 | 44.124 | 113.5 | 30.154 | - | 38.912 | 186.2 | 1:53.190 | 11 | 43.965 | 128.9 | 30.545 | - | 38.925 | 185.8 | 1:53.435 |
| 5 | 43.919 | 132.7 | 30.174 | - | 38.801 | 186.5 | 1:52.894 | 12 | 44.523 | 109.0 | 30.464 | - | 38.918 | 186.2 | 1:53.905 |
| 6 | 44.352 | 114.5 | 30.252 | - | 39.354 | 184.6 | 1:53.958 | 13 | 44.433 | 108.8 | 30.514 | - | 39.063 | 186.5 | 1:54.010 |
| 7 | 44.451 | 111.6 | 30.420 | - | 38.759 | 186.5 | 1:53.630 | 14 | 44.574 | 109.3 | 30.484 | - | 39.094 | 186.2 | 1:54.152 |
| IDEAL LAP TIME: 1:52.123 | | | | | FASTEST LAP: 1:52.372 | | | | | DIFFERENCE: +0.249 | | | | | |

| 6 Franz ENGSTLER (DEU) | | | | | BMW E90 320 TC | | | | | TC2 | | | | | |
|--------------------------|----------|-------|----------|----------|-----------------------|-------|----------|----|----------|--------------------|-----------|---|--------|-------|----------|
| LAP | SECTOR 1 | | SECTOR 2 | SECTOR 3 | TOTAL LAP | LAP | SECTOR 1 | | SECTOR 2 | SECTOR 3 | TOTAL LAP | | | | |
| 1 | 52.725 | 109.9 | 31.883 | - | 40.229 | 171.4 | 2:04.837 | 8 | 46.361 | 104.8 | 31.333 | - | 40.894 | 173.0 | 1:58.588 |
| 2 | 45.748 | 112.4 | 31.278 | - | 40.583 | 171.7 | 1:57.609 | 9 | 46.458 | 111.8 | 31.705 | - | 40.863 | 172.8 | 1:59.026 |
| 3 | 45.630 | 103.6 | 31.111 | - | 40.613 | 173.0 | 1:57.354 | 10 | 46.384 | 103.4 | 31.621 | - | 40.975 | 172.5 | 1:58.980 |
| 4 | 45.843 | 107.2 | 31.387 | - | 40.553 | 174.1 | 1:57.783 | 11 | 46.314 | 109.9 | 31.902 | - | 40.792 | 174.1 | 1:59.008 |
| 5 | 45.750 | 106.4 | 31.458 | - | 40.684 | 173.0 | 1:57.892 | 12 | 46.190 | 101.6 | 31.667 | - | 40.686 | 174.1 | 1:58.543 |
| 6 | 46.021 | 107.0 | 31.511 | - | 40.959 | 172.5 | 1:58.491 | 13 | 46.269 | 110.6 | 31.838 | - | 40.871 | 174.4 | 1:58.978 |
| 7 | 46.067 | 105.9 | 31.452 | - | 41.231 | 172.2 | 1:58.750 | 14 | 46.272 | 106.8 | 31.617 | - | 40.651 | 174.7 | 1:58.540 |
| IDEAL LAP TIME: 1:56.970 | | | | | FASTEST LAP: 1:57.354 | | | | | DIFFERENCE: +0.384 | | | | | |

| 7 Hugo VALENTE (FRA) | | | | | Chevrolet RML Cruze TC1 | | | | | TC1 | | | | | |
|--------------------------|----------|-------|----------|----------|-------------------------|-------|----------|----|----------|--------------------|-----------|---|--------|-------|----------|
| LAP | SECTOR 1 | | SECTOR 2 | SECTOR 3 | TOTAL LAP | LAP | SECTOR 1 | | SECTOR 2 | SECTOR 3 | TOTAL LAP | | | | |
| 1 | 49.775 | 121.9 | 30.836 | - | 38.718 | 185.5 | 1:59.329 | 8 | 44.247 | 114.6 | 30.731 | - | 38.697 | 186.5 | 1:53.675 |
| 2 | 43.709 | 110.4 | 30.469 | - | 39.966 | 184.6 | 1:54.144 | 9 | 44.055 | 115.5 | 31.051 | - | 38.868 | 186.8 | 1:53.974 |
| 3 | 43.829 | 120.2 | 30.647 | - | 38.676 | 186.2 | 1:53.152 | 10 | 44.158 | 116.9 | 30.917 | - | 38.942 | 185.5 | 1:54.017 |
| 4 | 43.942 | 113.0 | 30.624 | - | 38.710 | 185.8 | 1:53.276 | 11 | 44.333 | 113.2 | 30.941 | - | 38.866 | 186.5 | 1:54.140 |
| 5 | 44.020 | 117.8 | 30.882 | - | 39.242 | 186.5 | 1:54.144 | 12 | 44.645 | 114.9 | 31.032 | - | 38.957 | 185.5 | 1:54.634 |
| 6 | 43.859 | 114.9 | 30.682 | - | 38.873 | 186.5 | 1:53.414 | 13 | 44.222 | 112.7 | 31.128 | - | 39.001 | 186.8 | 1:54.351 |
| 7 | 43.845 | 113.2 | 30.830 | - | 38.947 | 186.8 | 1:53.622 | 14 | 44.672 | 110.2 | 31.167 | - | 39.282 | 184.9 | 1:55.121 |
| IDEAL LAP TIME: 1:52.854 | | | | | FASTEST LAP: 1:53.152 | | | | | DIFFERENCE: +0.298 | | | | | |

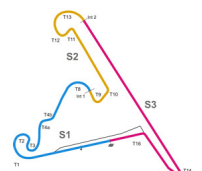


FIA WORLD TOURING CAR CHAMPIONSHIP RACE 1 - SECTOR ANALYSIS

| 9 Sebastien LOEB (FRA) | | | | | | | | Citroen C-Elysee WTCC | | | | | TC1 | | |
|--------------------------|----------|-------|----------|---|----------|-------|-----------|-----------------------|----------|-------|----------|---|--------------------|-------|-----------|
| LAP | SECTOR 1 | | SECTOR 2 | | SECTOR 3 | | TOTAL LAP | LAP | SECTOR 1 | | SECTOR 2 | | SECTOR 3 | | TOTAL LAP |
| 1 | 49.260 | 113.8 | 30.297 | - | 38.470 | - | 1:58.027 | 8 | 43.567 | 114.7 | 30.095 | - | 38.380 | 188.1 | 1:52.042 |
| 2 | 43.597 | 114.7 | 30.043 | - | 38.508 | 187.5 | 1:52.148 | 9 | 43.967 | 113.1 | 30.025 | - | 38.325 | 188.4 | 1:52.317 |
| 3 | 43.662 | 115.5 | 30.083 | - | 38.294 | 186.5 | 1:52.039 | 10 | 43.647 | 120.9 | 30.291 | - | 38.438 | 188.8 | 1:52.376 |
| 4 | 44.258 | 115.7 | 30.246 | - | 38.595 | 186.5 | 1:53.099 | 11 | 43.643 | 118.9 | 30.150 | - | 38.363 | 187.8 | 1:52.156 |
| 5 | 44.352 | 112.1 | 30.031 | - | 38.640 | - | 1:53.023 | 12 | 43.931 | 115.0 | 30.163 | - | 38.512 | - | 1:52.606 |
| 6 | 44.652 | 112.4 | 29.979 | - | 38.734 | 185.5 | 1:53.365 | 13 | 43.736 | 115.4 | 30.254 | - | 38.452 | - | 1:52.442 |
| 7 | 43.867 | 124.0 | 30.291 | - | 38.414 | 187.1 | 1:52.572 | 14 | 43.525 | 138.4 | 30.824 | - | 38.711 | 186.2 | 1:53.060 |
| IDEAL LAP TIME: 1:51.798 | | | | | | | | FASTEST LAP: 1:52.039 | | | | | DIFFERENCE: +0.241 | | |

| 10 Gianni MORBIDELLI (ITA) | | | | | | | | Chevrolet RML Cruze TC1 | | | | | TC1 | | |
|----------------------------|----------|-------|----------|---|----------|-------|-----------|-------------------------|----------|-------|----------|---|--------------------|-------|-----------|
| LAP | SECTOR 1 | | SECTOR 2 | | SECTOR 3 | | TOTAL LAP | LAP | SECTOR 1 | | SECTOR 2 | | SECTOR 3 | | TOTAL LAP |
| 1 | 51.850 | 101.4 | 30.923 | - | 38.657 | 183.9 | 2:01.430 | 8 | 45.267 | 112.8 | 31.161 | - | 39.527 | 184.6 | 1:55.955 |
| 2 | 43.964 | 116.7 | - | - | - | 184.6 | 1:53.883 | 9 | 44.776 | 114.8 | 31.255 | - | 39.593 | 182.4 | 1:55.624 |
| 3 | 44.110 | 115.2 | 30.578 | - | 39.325 | 183.3 | 1:54.013 | 10 | 44.740 | 123.5 | 31.290 | - | 39.716 | 183.3 | 1:55.746 |
| 4 | 44.334 | 114.2 | 30.805 | - | 39.168 | 183.9 | 1:54.307 | 11 | 44.759 | 114.6 | 31.171 | - | 39.499 | 183.3 | 1:55.429 |
| 5 | 44.504 | 118.6 | 30.941 | - | 39.499 | 184.6 | 1:54.944 | 12 | 44.894 | 112.9 | 31.256 | - | 39.849 | 183.0 | 1:55.999 |
| 6 | 44.415 | 118.8 | 31.358 | - | 39.671 | 184.3 | 1:55.444 | 13 | 45.123 | 110.6 | 31.259 | - | 39.958 | 183.3 | 1:56.340 |
| 7 | 44.601 | 115.0 | 31.724 | - | 40.039 | 183.0 | 1:56.364 | 14 | 45.262 | 112.7 | 31.540 | - | 40.011 | 183.6 | 1:56.813 |
| IDEAL LAP TIME: 1:53.199 | | | | | | | | FASTEST LAP: 1:53.883 | | | | | DIFFERENCE: +0.684 | | |

| 12 Rob HUFF (GBR) | | | | | | | | Lada Granta 1.6T | | | | | TC1 | | |
|--------------------------|----------|-------|----------|---|----------|-------|-----------|-----------------------|----------|-------|----------|---|--------------------|-------|--------------|
| LAP | SECTOR 1 | | SECTOR 2 | | SECTOR 3 | | TOTAL LAP | LAP | SECTOR 1 | | SECTOR 2 | | SECTOR 3 | | TOTAL LAP |
| 1 | 51.512 | 109.4 | 30.784 | - | 39.751 | 183.0 | 2:02.047 | 8 | 44.921 | 120.0 | 30.906 | - | 39.505 | 182.4 | 1:55.332 |
| 2 | 44.010 | 114.7 | 30.270 | - | 39.395 | 183.6 | 1:53.675 | 9 | 44.643 | 115.9 | 30.902 | - | 39.350 | 182.1 | 1:54.895 |
| 3 | 44.228 | 111.9 | 30.488 | - | 39.326 | 183.3 | 1:54.042 | 10 | 44.831 | 115.4 | 30.833 | - | 39.368 | 181.5 | 1:55.032 |
| 4 | 44.356 | 114.1 | 30.764 | - | 39.179 | 181.5 | 1:54.299 | 11 | 44.721 | 115.1 | 30.923 | - | 39.264 | 181.8 | 1:54.908 |
| 5 | 44.530 | 116.7 | 30.848 | - | 39.404 | 183.9 | 1:54.782 | 12 | 45.019 | 111.5 | 31.350 | - | 40.655 | 179.7 | 1:57.024 |
| 6 | 44.434 | 132.3 | 31.367 | - | 39.607 | 182.7 | 1:55.408 | 13 | 45.332 | 114.8 | 31.253 | - | IN | - | 2:25.317 Pit |
| 7 | 44.755 | 117.4 | 31.094 | - | 39.803 | 181.2 | 1:55.652 | | | | | | | | |
| IDEAL LAP TIME: 1:53.459 | | | | | | | | FASTEST LAP: 1:53.675 | | | | | DIFFERENCE: +0.216 | | |



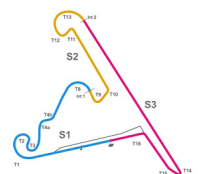
FIA WORLD TOURING CAR CHAMPIONSHIP RACE 1 - SECTOR ANALYSIS

| 14 Mikhail KOZLOVSKIY (RUS) | | | | | | | Lada Granta 1.6T | | | | | TC1 | | | |
|-----------------------------|----------|-------|----------|---|----------|-------|-----------------------|-----|----------|-------|----------|--------------------|----------|-------|--------------|
| LAP | SECTOR 1 | | SECTOR 2 | | SECTOR 3 | | TOTAL LAP | LAP | SECTOR 1 | | SECTOR 2 | | SECTOR 3 | | TOTAL LAP |
| 1 | 52.104 | 110.1 | 31.100 | - | 39.161 | 183.6 | 2:02.365 | 4 | 44.731 | 108.4 | 30.667 | - | 39.124 | 183.3 | 1:54.522 |
| 2 | 44.481 | 111.8 | 30.376 | - | 39.191 | 184.3 | 1:54.048 | 5 | 44.665 | 110.5 | 38.398 | - | IN | - | 2:44.137 Pit |
| 3 | 44.389 | 108.9 | 30.429 | - | 39.146 | 184.3 | 1:53.964 | 6 | OUT | 123.7 | 30.822 | - | IN | - | 6:49.047 Pit |
| IDEAL LAP TIME: 1:53.889 | | | | | | | FASTEST LAP: 1:53.964 | | | | | DIFFERENCE: +0.075 | | | |

| 18 Tiago MONTEIRO (PRT) | | | | | | | Honda Civic WTCC | | | | | TC1 | | | |
|--------------------------|----------|-------|----------|---|----------|-------|-----------------------|-----|----------|-------|----------|--------------------|----------|-------|-----------|
| LAP | SECTOR 1 | | SECTOR 2 | | SECTOR 3 | | TOTAL LAP | LAP | SECTOR 1 | | SECTOR 2 | | SECTOR 3 | | TOTAL LAP |
| 1 | 48.937 | 116.7 | 30.334 | - | 38.416 | 186.2 | 1:57.687 | 8 | 44.226 | 118.4 | 30.456 | - | 38.561 | 185.5 | 1:53.243 |
| 2 | 43.398 | 114.6 | 30.354 | - | 39.004 | 184.9 | 1:52.756 | 9 | 44.186 | 118.4 | 30.549 | - | 38.738 | 186.5 | 1:53.473 |
| 3 | 43.867 | 117.5 | 30.471 | - | 38.499 | 185.5 | 1:52.837 | 10 | 44.077 | 118.7 | 30.697 | - | 38.626 | 186.2 | 1:53.400 |
| 4 | 44.121 | 117.8 | 30.482 | - | 38.634 | 186.2 | 1:53.237 | 11 | 44.130 | 119.3 | 30.557 | - | 38.725 | 184.6 | 1:53.412 |
| 5 | 44.054 | 116.4 | 30.473 | - | 38.575 | 186.2 | 1:53.102 | 12 | 44.438 | 118.1 | 30.750 | - | 38.804 | 184.6 | 1:53.992 |
| 6 | 44.189 | 115.9 | 30.535 | - | 38.727 | 186.5 | 1:53.451 | 13 | 44.558 | 114.5 | 30.843 | - | 38.981 | 185.2 | 1:54.382 |
| 7 | 44.472 | 118.8 | 30.668 | - | 38.732 | 184.6 | 1:53.872 | 14 | 44.658 | 121.1 | 30.781 | - | 39.109 | 185.2 | 1:54.548 |
| IDEAL LAP TIME: 1:52.148 | | | | | | | FASTEST LAP: 1:52.756 | | | | | DIFFERENCE: +0.608 | | | |

| 25 Mehdi BENNANI (MAR) | | | | | | | Honda Civic WTCC | | | | | TC1 | | | |
|--------------------------|----------|-------|----------|---|----------|-------|-----------------------|-----|----------|-------|----------|--------------------|----------|-------|-----------|
| LAP | SECTOR 1 | | SECTOR 2 | | SECTOR 3 | | TOTAL LAP | LAP | SECTOR 1 | | SECTOR 2 | | SECTOR 3 | | TOTAL LAP |
| 1 | 51.235 | 106.6 | 30.524 | - | 38.691 | 186.2 | 2:00.450 | 8 | 44.203 | 109.7 | 30.488 | - | 38.748 | 184.9 | 1:53.439 |
| 2 | 44.295 | 111.2 | 30.135 | - | 39.115 | 184.9 | 1:53.545 | 9 | 44.279 | 111.0 | 30.643 | - | 38.778 | 184.9 | 1:53.700 |
| 3 | 44.379 | 108.0 | 30.519 | - | 38.835 | 185.2 | 1:53.733 | 10 | 44.211 | 108.7 | 30.788 | - | 38.929 | 185.2 | 1:53.928 |
| 4 | 44.170 | 112.0 | 30.424 | - | 38.922 | 184.6 | 1:53.516 | 11 | 44.450 | 111.2 | 30.824 | - | 38.970 | 184.9 | 1:54.244 |
| 5 | 44.334 | 114.6 | 30.707 | - | 38.925 | 185.2 | 1:53.966 | 12 | 44.750 | 110.7 | 30.827 | - | 39.025 | 184.9 | 1:54.602 |
| 6 | 44.089 | 111.3 | 30.381 | - | 38.848 | 185.2 | 1:53.318 | 13 | 44.602 | 123.4 | 30.912 | - | 38.910 | 185.2 | 1:54.424 |
| 7 | 44.236 | 112.4 | 30.447 | - | 38.838 | 185.5 | 1:53.521 | 14 | 44.689 | 106.6 | - | - | - | 184.6 | 1:54.989 |
| IDEAL LAP TIME: 1:52.915 | | | | | | | FASTEST LAP: 1:53.318 | | | | | DIFFERENCE: +0.403 | | | |

| 26 Filipe DE SOUZA (MAC) | | | | | | | BMW E90 320 TC | | | | | TC2 | | | |
|--------------------------|----------|-------|----------|---|----------|-------|-----------------------|-----|----------|-------|----------|--------------------|----------|-------|-----------|
| LAP | SECTOR 1 | | SECTOR 2 | | SECTOR 3 | | TOTAL LAP | LAP | SECTOR 1 | | SECTOR 2 | | SECTOR 3 | | TOTAL LAP |
| 1 | 54.407 | 109.4 | 32.711 | - | 43.597 | 170.3 | 2:10.715 | 8 | 48.287 | 110.3 | 32.771 | - | 42.090 | 171.7 | 2:03.148 |
| 2 | 47.620 | 117.8 | 32.376 | - | 41.593 | 172.2 | 2:01.589 | 9 | 48.124 | 109.5 | 34.225 | - | 41.639 | 172.2 | 2:03.988 |
| 3 | 47.243 | 111.4 | 32.277 | - | 41.459 | 172.2 | 2:00.979 | 10 | 47.982 | 123.5 | 32.931 | - | 41.783 | 171.1 | 2:02.696 |
| 4 | 47.627 | 108.1 | 32.303 | - | 41.477 | 172.5 | 2:01.407 | 11 | 49.662 | 102.2 | 36.234 | - | 42.458 | 171.1 | 2:08.354 |
| 5 | 47.644 | 109.1 | 32.193 | - | 41.720 | 172.2 | 2:01.557 | 12 | 51.767 | 97.0 | 38.438 | - | 42.303 | 171.9 | 2:12.508 |
| 6 | 47.792 | 123.7 | 32.666 | - | 42.549 | 171.7 | 2:03.007 | 13 | 48.335 | 111.2 | 33.348 | - | 42.468 | 171.1 | 2:04.151 |
| 7 | 47.733 | 104.1 | 32.476 | - | 41.889 | 171.1 | 2:02.098 | | | | | | | | |
| IDEAL LAP TIME: 2:00.895 | | | | | | | FASTEST LAP: 2:00.979 | | | | | DIFFERENCE: +0.084 | | | |



FIA WORLD TOURING CAR CHAMPIONSHIP RACE 1 - SECTOR ANALYSIS

| 27 John FILIPPI (FRA) | | | | | SEAT Leon WTCC | | | | | TC2 | | | | | |
|--------------------------|----------|-------|----------|----------|-----------------------|-------|----------|----|----------|--------------------|-----------|---|--------|-------|----------|
| LAP | SECTOR 1 | | SECTOR 2 | SECTOR 3 | TOTAL LAP | LAP | SECTOR 1 | | SECTOR 2 | SECTOR 3 | TOTAL LAP | | | | |
| 1 | 53.649 | 108.7 | 31.527 | - | 40.397 | 172.2 | 2:05.573 | 8 | 46.931 | 109.5 | 31.803 | - | 40.947 | 173.9 | 1:59.681 |
| 2 | 46.548 | 113.7 | 31.302 | - | 40.568 | 174.7 | 1:58.418 | 9 | 46.959 | 101.6 | 31.740 | - | 40.962 | 172.2 | 1:59.661 |
| 3 | 46.151 | 114.5 | 31.484 | - | 40.535 | 173.0 | 1:58.170 | 10 | 46.771 | 108.9 | 31.856 | - | 40.855 | 173.9 | 1:59.482 |
| 4 | 46.124 | 125.3 | 31.793 | - | 40.686 | 173.0 | 1:58.603 | 11 | 46.756 | 112.7 | 31.821 | - | 40.842 | 174.7 | 1:59.419 |
| 5 | 46.666 | 113.3 | 31.491 | - | 40.919 | 173.9 | 1:59.076 | 12 | 46.816 | 112.8 | 32.164 | - | 41.074 | 174.1 | 2:00.054 |
| 6 | 46.726 | 111.6 | 31.728 | - | 40.873 | 173.0 | 1:59.327 | 13 | 46.911 | 115.7 | 31.936 | - | 42.123 | 172.5 | 2:00.970 |
| 7 | 46.478 | 111.1 | 31.802 | - | 41.254 | 173.3 | 1:59.534 | 14 | 47.407 | 111.8 | 31.963 | - | 40.881 | 173.9 | 2:00.251 |
| IDEAL LAP TIME: 1:57.823 | | | | | FASTEST LAP: 1:58.170 | | | | | DIFFERENCE: +0.347 | | | | | |

| 33 MA Qing Hua (CHN) | | | | | Citroen C-Elysee WTCC | | | | | TC1 | | | | | |
|--------------------------|----------|-------|----------|----------|-----------------------|-------|----------|----|----------|-------------------|-----------|---|--------|-------|----------|
| LAP | SECTOR 1 | | SECTOR 2 | SECTOR 3 | TOTAL LAP | LAP | SECTOR 1 | | SECTOR 2 | SECTOR 3 | TOTAL LAP | | | | |
| 1 | 46.604 | - | 30.027 | - | 37.936 | 189.1 | 1:54.567 | 8 | 43.836 | 128.4 | 30.324 | - | 38.319 | 187.8 | 1:52.479 |
| 2 | 43.224 | 122.8 | 29.708 | - | 37.901 | 187.5 | 1:50.833 | 9 | 43.667 | 121.3 | 30.367 | - | 38.386 | 187.8 | 1:52.420 |
| 3 | 43.508 | 120.8 | 30.032 | - | 38.232 | 186.8 | 1:51.772 | 10 | 43.904 | 124.0 | 30.395 | - | 38.426 | - | 1:52.725 |
| 4 | 43.690 | 113.3 | 30.076 | - | 38.148 | 188.1 | 1:51.914 | 11 | 43.775 | 129.8 | 30.631 | - | 38.867 | 179.4 | 1:53.273 |
| 5 | 43.706 | 115.3 | 30.262 | - | 38.276 | 187.5 | 1:52.244 | 12 | 44.115 | 122.2 | 30.724 | - | 38.442 | 188.4 | 1:53.281 |
| 6 | 43.518 | 139.6 | 30.373 | - | 38.411 | 188.4 | 1:52.302 | 13 | 44.065 | 118.3 | 30.671 | - | 38.448 | - | 1:53.184 |
| 7 | 43.851 | 118.3 | 30.250 | - | 38.403 | 188.1 | 1:52.504 | 14 | 44.099 | 127.6 | 30.588 | - | 39.001 | 159.7 | 1:53.688 |
| IDEAL LAP TIME: 1:50.833 | | | | | FASTEST LAP: 1:50.833 | | | | | DIFFERENCE: 0.000 | | | | | |

| 37 Jose Maria LOPEZ (ARG) | | | | | Citroen C-Elysee WTCC | | | | | TC1 | | | | | |
|---------------------------|----------|-------|----------|----------|-----------------------|-------|----------|----|----------|--------------------|-----------|---|--------|-------|----------|
| LAP | SECTOR 1 | | SECTOR 2 | SECTOR 3 | TOTAL LAP | LAP | SECTOR 1 | | SECTOR 2 | SECTOR 3 | TOTAL LAP | | | | |
| 1 | 45.972 | 113.7 | 29.544 | - | 38.438 | - | 1:53.954 | 8 | 43.702 | 123.7 | 30.247 | - | 38.391 | 187.5 | 1:52.340 |
| 2 | 43.080 | 115.3 | 29.708 | - | 38.101 | 187.8 | 1:50.889 | 9 | 43.603 | 123.0 | 30.134 | - | 38.480 | 188.1 | 1:52.217 |
| 3 | 43.447 | 130.1 | 30.035 | - | 38.330 | 186.5 | 1:51.812 | 10 | 43.836 | 122.6 | 30.326 | - | 38.629 | 186.8 | 1:52.791 |
| 4 | 43.356 | 134.3 | 30.207 | - | 38.178 | 187.5 | 1:51.741 | 11 | 43.653 | 122.2 | 30.242 | - | 38.368 | 187.1 | 1:52.263 |
| 5 | 43.659 | 124.7 | 30.201 | - | 38.262 | - | 1:52.122 | 12 | 43.857 | 117.3 | 30.345 | - | 38.577 | 187.1 | 1:52.779 |
| 6 | 43.702 | 115.3 | 30.063 | - | 38.352 | - | 1:52.117 | 13 | 44.089 | 123.0 | 30.376 | - | 38.645 | 186.8 | 1:53.110 |
| 7 | 43.873 | 113.2 | 30.176 | - | 38.771 | 186.8 | 1:52.820 | 14 | 44.070 | 118.9 | 30.814 | - | 39.258 | 181.8 | 1:54.142 |
| IDEAL LAP TIME: 1:50.725 | | | | | FASTEST LAP: 1:50.889 | | | | | DIFFERENCE: +0.164 | | | | | |



FIA WORLD TOURING CAR CHAMPIONSHIP RACE 1 - SECTOR ANALYSIS

| 38 William LOK (HKG) | | SEAT Leon WTCC | | | | | | | | | | TC2 | | | |
|--------------------------|----------|----------------|----------|---|----------|-------|-----------------------|-----|----------|-------|--------------------|-----|----------|-------|-----------|
| LAP | SECTOR 1 | | SECTOR 2 | | SECTOR 3 | | TOTAL LAP | LAP | SECTOR 1 | | SECTOR 2 | | SECTOR 3 | | TOTAL LAP |
| 1 | 1:07.063 | 115.2 | 32.542 | - | 41.334 | 171.9 | 2:20.939 | 4 | 46.607 | 109.2 | 32.162 | - | 41.174 | 175.0 | 1:59.943 |
| 2 | 52.020 | 114.1 | 32.403 | - | 41.045 | 174.4 | 2:05.468 | 5 | 46.557 | 131.2 | 32.946 | - | 41.022 | 174.1 | 2:00.525 |
| 3 | 46.798 | 105.7 | 32.389 | - | 40.896 | 172.8 | 2:00.083 | | | | | | | | |
| IDEAL LAP TIME: 1:59.615 | | | | | | | FASTEST LAP: 1:59.943 | | | | DIFFERENCE: +0.328 | | | | |

| 77 Rene MUNNICH (DEU) | | Chevrolet RML Cruze TC1 | | | | | | | | | | TC1 | | | |
|--------------------------|----------|-------------------------|----------|---|----------|-------|-----------------------|-----|----------|-------|--------------------|-----|----------|-------|--------------|
| LAP | SECTOR 1 | | SECTOR 2 | | SECTOR 3 | | TOTAL LAP | LAP | SECTOR 1 | | SECTOR 2 | | SECTOR 3 | | TOTAL LAP |
| 1 | 52.956 | 110.5 | 31.072 | - | 38.983 | 186.2 | 2:03.011 | 6 | OUT | 110.8 | 32.090 | - | 40.942 | 181.2 | 6:28.084 |
| 2 | 44.634 | 109.1 | 30.407 | - | 39.045 | 185.5 | 1:54.086 | 7 | 45.091 | 115.0 | 30.917 | - | 39.523 | 183.3 | 1:55.531 |
| 3 | 44.452 | 125.6 | 30.888 | - | 39.117 | 185.2 | 1:54.457 | 8 | 45.415 | 116.7 | 31.175 | - | 39.920 | 182.1 | 1:56.510 |
| 4 | 44.901 | 112.5 | 30.979 | - | 39.772 | 180.0 | 1:55.652 | 9 | 45.413 | 109.9 | 30.900 | - | 39.714 | 185.5 | 1:56.027 |
| 5 | 47.519 | 119.0 | 33.084 | - | IN | - | 2:14.091 Pit | 10 | 45.260 | 106.6 | 31.175 | - | IN | - | 2:07.613 Pit |
| IDEAL LAP TIME: 1:53.842 | | | | | | | FASTEST LAP: 1:54.086 | | | | DIFFERENCE: +0.244 | | | | |

| 98 Dusan BORKOVIC (SRB) | | Chevrolet RML Cruze TC1 | | | | | | | | | | TC1 | | | |
|--------------------------|----------|-------------------------|----------|---|----------|-------|-----------------------|-----|----------|-------|--------------------|-----|----------|-------|-----------|
| LAP | SECTOR 1 | | SECTOR 2 | | SECTOR 3 | | TOTAL LAP | LAP | SECTOR 1 | | SECTOR 2 | | SECTOR 3 | | TOTAL LAP |
| 1 | 50.835 | 110.2 | 30.538 | - | 38.897 | 184.6 | 2:00.270 | 8 | 44.793 | 110.4 | 31.380 | - | 39.340 | 184.9 | 1:55.513 |
| 2 | 43.942 | 114.5 | 30.272 | - | 39.263 | 184.6 | 1:53.477 | 9 | 45.177 | 111.3 | 31.035 | - | 39.485 | 183.6 | 1:55.697 |
| 3 | 44.296 | 114.2 | 30.358 | - | 38.911 | 184.6 | 1:53.565 | 10 | 45.048 | 105.8 | 31.118 | - | 39.360 | 184.9 | 1:55.526 |
| 4 | 43.941 | 110.5 | 30.573 | - | 38.888 | 185.2 | 1:53.402 | 11 | 44.944 | 111.2 | - | - | - | 182.1 | 1:56.369 |
| 5 | 44.420 | 116.9 | 31.018 | - | 39.913 | 182.1 | 1:55.351 | 12 | 45.465 | 112.0 | 31.280 | - | 40.841 | 180.0 | 1:57.586 |
| 6 | 44.608 | 108.3 | 30.775 | - | 39.511 | 183.0 | 1:54.894 | 13 | 46.495 | 110.6 | 33.022 | - | 41.996 | 180.9 | 2:01.513 |
| 7 | 44.572 | 110.3 | 31.109 | - | 39.632 | 181.5 | 1:55.313 | 14 | 46.700 | 107.5 | 32.554 | - | 41.077 | 180.9 | 2:00.331 |
| IDEAL LAP TIME: 1:53.101 | | | | | | | FASTEST LAP: 1:53.402 | | | | DIFFERENCE: +0.301 | | | | |



FIA WORLD TOURING CAR CHAMPIONSHIP RACE 1 - BEST SECTOR SPEEDS

| | INTERMEDIATE 1 | | | INTERMEDIATE 2 | | | FINISH LINE | | | | | |
|----|----------------|------------|-------|----------------|----|------|-------------|-----|----|------------|-------|-----|
| | NO | NAME | SPEED | LAP | NO | NAME | SPEED | LAP | NO | NAME | SPEED | LAP |
| 1 | 33 | MA | 139.6 | 6 | | | | | 1 | MULLER | 189.1 | 2 |
| 2 | 9 | LOEB | 138.4 | 14 | | | | | 33 | MA | 189.1 | 1 |
| 3 | 4 | CORONEL | 135.6 | 8 | | | | | 9 | LOEB | 188.8 | 10 |
| 4 | 1 | MULLER | 134.3 | 6 | | | | | 37 | LOPEZ | 188.1 | 9 |
| 5 | 37 | LOPEZ | 134.3 | 4 | | | | | 7 | VALENTE | 186.8 | 13 |
| 6 | 5 | MICHELISZ | 132.7 | 5 | | | | | 5 | MICHELISZ | 186.5 | 13 |
| 7 | 12 | HUFF | 132.3 | 6 | | | | | 18 | MONTEIRO | 186.5 | 9 |
| 8 | 38 | LOK | 131.2 | 5 | | | | | 25 | BENNANI | 186.2 | 1 |
| 9 | 77 | MUNNICH | 125.6 | 3 | | | | | 77 | MUNNICH | 186.2 | 1 |
| 10 | 27 | FILIPPI | 125.3 | 4 | | | | | 2 | TARQUINI | 185.8 | 14 |
| 11 | 26 | DE SOUZA | 123.7 | 6 | | | | | 4 | CORONEL | 185.2 | 14 |
| 12 | 14 | KOZLOVSKIY | 123.7 | 6 | | | | | 98 | BORKOVIC | 185.2 | 4 |
| 13 | 10 | MORBIDELLI | 123.5 | 10 | | | | | 3 | CHILTON | 184.9 | 2 |
| 14 | 25 | BENNANI | 123.4 | 13 | | | | | 10 | MORBIDELLI | 184.6 | 8 |
| 15 | 7 | VALENTE | 121.9 | 1 | | | | | 14 | KOZLOVSKIY | 184.3 | 3 |
| 16 | 18 | MONTEIRO | 121.1 | 14 | | | | | 12 | HUFF | 183.9 | 5 |
| 17 | 2 | TARQUINI | 119.0 | 11 | | | | | 38 | LOK | 175.0 | 4 |
| 18 | 98 | BORKOVIC | 116.9 | 5 | | | | | 6 | ENGSTLER | 174.7 | 14 |
| 19 | 6 | ENGSTLER | 112.4 | 2 | | | | | 27 | FILIPPI | 174.7 | 11 |
| 20 | | | | | | | | | 26 | DE SOUZA | 172.5 | 4 |



Weather/Track: Sun 25C / Dry 26C

www.mstworld.com



Shanghai International Circuit
Circuit Length: 4.603 km / 2.860 miles
Printed - 15:38 Sunday, 12 October 2014

FIA WORLD TOURING CAR CHAMPIONSHIP RACE 1 - BEST SECTOR TIMES

| | SECTOR 1 | | | SECTOR 2 | | | SECTOR 3 | | | IDEAL/BEST LAP COMPARISON | | | | | |
|----|----------|--------|-----|----------|----------|-----|----------|--------|-----|---------------------------|------------|----------|----------|-----|--------|
| | NO | TIME | LAP | NO | TIME | LAP | NO | TIME | LAP | NO | NAME | IDEAL | BEST | LAP | DIFF |
| 1 | 37 | 43.080 | 2 | 37 | 29.544 | 1 | 33 | 37.901 | 2 | 37 | LOPEZ | 1:50.725 | 1:50.889 | 2 | +0.164 |
| 2 | 33 | 43.224 | 2 | 33 | 29.708 | 2 | 37 | 38.101 | 2 | 33 | MA | 1:50.833 | 1:50.833 | 2 | 0.000 |
| 3 | 1 | 43.316 | 2 | 1 | 29.902 | 1 | 1 | 38.206 | 1 | 1 | MULLER | 1:51.424 | 1:51.458 | 2 | +0.034 |
| 4 | 18 | 43.398 | 2 | 2 | 29.916 | 1 | 9 | 38.294 | 3 | 9 | LOEB | 1:51.798 | 1:52.039 | 3 | +0.241 |
| 5 | 9 | 43.525 | 14 | 5 | 29.929 | 1 | 3 | 38.373 | 1 | 2 | TARQUINI | 1:51.986 | 1:52.355 | 2 | +0.369 |
| 6 | 2 | 43.674 | 2 | 9 | 29.979 | 6 | 2 | 38.396 | 1 | 5 | MICHELISZ | 1:52.123 | 1:52.372 | 2 | +0.249 |
| 7 | 5 | 43.681 | 2 | 25 | 30.135 | 2 | 18 | 38.416 | 1 | 18 | MONTEIRO | 1:52.148 | 1:52.756 | 2 | +0.608 |
| 8 | 7 | 43.709 | 2 | 4 | 30.237 | 2 | 5 | 38.513 | 1 | 4 | CORONEL | 1:52.816 | 1:52.881 | 2 | +0.065 |
| 9 | 4 | 43.913 | 6 | 12 | 30.270 | 2 | 10 | 38.657 | 1 | 7 | VALENTE | 1:52.854 | 1:53.152 | 3 | +0.298 |
| 10 | 98 | 43.941 | 4 | 98 | 30.272 | 2 | 4 | 38.666 | 2 | 25 | BENNANI | 1:52.915 | 1:53.318 | 6 | +0.403 |
| 11 | 10 | 43.964 | 2 | 18 | 30.334 | 1 | 7 | 38.676 | 3 | 98 | BORKOVIC | 1:53.101 | 1:53.402 | 4 | +0.301 |
| 12 | 12 | 44.010 | 2 | 14 | 30.376 | 2 | 25 | 38.691 | 1 | 10 | MORBIDELLI | 1:53.199 | 1:53.883 | 2 | +0.684 |
| 13 | 25 | 44.089 | 3 | 77 | 30.407 | 2 | 98 | 38.888 | 4 | 12 | HUFF | 1:53.459 | 1:53.675 | 2 | +0.216 |
| 14 | 14 | 44.389 | 3 | 7 | 30.469 | 2 | 77 | 38.983 | 1 | 77 | MUNNICH | 1:53.842 | 1:54.086 | 2 | +0.244 |
| 15 | 77 | 44.452 | 3 | 10 | 30.578 | 3 | 14 | 39.124 | 4 | 14 | KOZLOVSKIY | 1:53.889 | 1:53.964 | 3 | +0.075 |
| 16 | 6 | 45.630 | 3 | 6 | 31.111 | 3 | 12 | 39.179 | 4 | 6 | ENGSTLER | 1:56.970 | 1:57.354 | 3 | +0.384 |
| 17 | 27 | 46.124 | 4 | 27 | 31.302 | 2 | 6 | 40.229 | 1 | 27 | FILIPPI | 1:57.823 | 1:58.170 | 3 | +0.347 |
| 18 | 38 | 46.557 | 5 | 38 | 32.162 | 4 | 27 | 40.397 | 1 | 38 | LOK | 1:59.615 | 1:59.943 | 4 | +0.328 |
| 19 | 26 | 47.243 | 3 | 26 | 32.193 | 5 | 38 | 40.896 | 3 | 26 | DE SOUZA | 2:00.895 | 2:00.979 | 3 | +0.084 |
| 20 | | | | 3 | 1:13.730 | 2 | 26 | 41.459 | 3 | | | | | | |

'Perfect Lap' - 1:50.525



Weather/Track: Sun 25C / Dry 26C

www.mstworld.com



Shanghai International Circuit
Circuit Length: 4.603 km / 2.860 miles
Printed - 15:38 Sunday, 12 October 2014

FIA WORLD TOURING CAR CHAMPIONSHIP RACE 1 - RACE HISTORY CHART

| LAP 1 | | | LAP 2 | | | LAP 3 | | | LAP 4 | | | LAP 5 | | |
|-------|--------|----------|-------|--------|----------|-------|--------|----------|-------|--------|----------|-------|----------|------------|
| NO | BEHIND | LAP TIME | NO | BEHIND | LAP TIME | NO | BEHIND | LAP TIME | NO | BEHIND | LAP TIME | NO | BEHIND | LAP TIME |
| 37 | | 1:53.954 | 37 | | 1:50.889 | 37 | | 1:51.812 | 37 | | 1:51.741 | 37 | | 1:52.122 |
| 33 | 0.613 | 1:54.567 | 33 | 0.557 | 1:50.833 | 33 | 0.517 | 1:51.772 | 33 | 0.690 | 1:51.914 | 33 | 0.812 | 1:52.244 |
| 1 | 1.465 | 1:55.419 | 1 | 2.034 | 1:51.458 | 1 | 2.228 | 1:52.006 | 1 | 3.010 | 1:52.523 | 1 | 3.491 | 1:52.603 |
| 5 | 2.238 | 1:56.192 | 5 | 3.721 | 1:52.372 | 5 | 5.232 | 1:53.323 | 5 | 6.681 | 1:53.190 | 5 | 7.453 | 1:52.894 |
| 2 | 2.622 | 1:56.576 | 2 | 4.088 | 1:52.355 | 2 | 5.440 | 1:53.164 | 9 | 6.917 | 1:53.099 | 9 | 7.818 | 1:53.023 |
| 18 | 3.733 | 1:57.687 | 9 | 5.332 | 1:52.148 | 9 | 5.559 | 1:52.039 | 2 | 7.510 | 1:53.811 | 2 | 8.311 | 1:52.923 |
| 9 | 4.073 | 1:58.027 | 18 | 5.600 | 1:52.756 | 18 | 6.625 | 1:52.837 | 18 | 8.121 | 1:53.237 | 18 | 9.101 | 1:53.102 |
| 3 | 4.502 | 1:58.456 | 3 | 5.911 | 1:52.298 | 4 | 9.018 | 1:53.074 | 4 | 10.234 | 1:52.957 | 4 | 11.206 | 1:53.094 |
| 7 | 5.375 | 1:59.329 | 4 | 7.756 | 1:52.881 | 7 | 9.970 | 1:53.152 | 7 | 11.505 | 1:53.276 | 7 | 13.527 | 1:54.144 |
| 4 | 5.764 | 1:59.718 | 7 | 8.630 | 1:54.144 | 98 | 10.657 | 1:53.565 | 98 | 12.318 | 1:53.402 | 25 | 14.692 | 1:53.966 |
| 98 | 6.316 | 2:00.270 | 98 | 8.904 | 1:53.477 | 25 | 11.073 | 1:53.733 | 25 | 12.848 | 1:53.516 | 98 | 15.547 | 1:55.351 |
| 25 | 6.496 | 2:00.450 | 25 | 9.152 | 1:53.545 | 10 | 12.671 | 1:54.013 | 10 | 15.237 | 1:54.307 | 10 | 18.059 | 1:54.944 |
| 10 | 7.476 | 2:01.430 | 10 | 10.470 | 1:53.883 | 12 | 13.109 | 1:54.042 | 12 | 15.667 | 1:54.299 | 12 | 18.327 | 1:54.782 |
| 12 | 8.093 | 2:02.047 | 12 | 10.879 | 1:53.675 | 14 | 13.722 | 1:53.964 | 14 | 16.503 | 1:54.522 | 6 | 34.957 | 1:57.892 |
| 14 | 8.411 | 2:02.365 | 14 | 11.570 | 1:54.048 | 77 | 14.899 | 1:54.457 | 77 | 18.810 | 1:55.652 | 27 | 39.322 | 1:59.076 |
| 77 | 9.057 | 2:03.011 | 77 | 12.254 | 1:54.086 | 6 | 23.145 | 1:57.354 | 6 | 29.187 | 1:57.783 | 77 | 40.779 | 2:14.091 P |
| 6 | 10.883 | 2:04.837 | 6 | 17.603 | 1:57.609 | 27 | 25.506 | 1:58.170 | 27 | 32.368 | 1:58.603 | 26 | 55.729 | 2:01.557 |
| 27 | 11.619 | 2:05.573 | 27 | 19.148 | 1:58.418 | 26 | 36.628 | 2:00.979 | 26 | 46.294 | 2:01.407 | 38 | 1:06.440 | 2:00.525 |
| 26 | 16.761 | 2:10.715 | 26 | 27.461 | 2:01.589 | 38 | 49.835 | 2:00.083 | 38 | 58.037 | 1:59.943 | 14 | 1:08.518 | 2:44.137 P |
| 38 | 26.985 | 2:20.939 | 38 | 41.564 | 2:05.468 | | | | | | | | | |



Weather/Track: Sun 25C / Dry 26C

Page 1 of 3

www.mstworld.com



Shanghai International Circuit
Circuit Length: 4.603 km / 2.860 miles
Printed - 15:37 Sunday, 12 October 2014

FIA WORLD TOURING CAR CHAMPIONSHIP RACE 1 - RACE HISTORY CHART

| LAP 6 | | | LAP 7 | | | LAP 8 | | | LAP 9 | | | LAP 10 | | |
|-------|----------|----------|-------|----------|----------|-------|----------|----------|-------|----------|------------|--------|----------|----------|
| NO | BEHIND | LAP TIME | NO | BEHIND | LAP TIME | NO | BEHIND | LAP TIME | NO | BEHIND | LAP TIME | NO | BEHIND | LAP TIME |
| 37 | | 1:52.117 | 37 | | 1:52.820 | 37 | | 1:52.340 | 37 | | 1:52.217 | 37 | | 1:52.791 |
| 33 | 0.997 | 1:52.302 | 33 | 0.681 | 1:52.504 | 33 | 0.820 | 1:52.479 | 33 | 1.023 | 1:52.420 | 33 | 0.957 | 1:52.725 |
| 1 | 4.043 | 1:52.669 | 1 | 3.862 | 1:52.639 | 1 | 4.247 | 1:52.725 | 1 | 4.765 | 1:52.735 | 1 | 4.897 | 1:52.923 |
| 9 | 9.066 | 1:53.365 | 9 | 8.818 | 1:52.572 | 9 | 8.520 | 1:52.042 | 9 | 8.620 | 1:52.317 | 9 | 8.205 | 1:52.376 |
| 5 | 9.294 | 1:53.958 | 5 | 10.104 | 1:53.630 | 5 | 10.846 | 1:53.082 | 5 | 12.199 | 1:53.570 | 5 | 12.842 | 1:53.434 |
| 2 | 9.735 | 1:53.541 | 2 | 10.511 | 1:53.596 | 2 | 11.345 | 1:53.174 | 2 | 12.609 | 1:53.481 | 2 | 13.386 | 1:53.568 |
| 18 | 10.435 | 1:53.451 | 18 | 11.487 | 1:53.872 | 18 | 12.390 | 1:53.243 | 18 | 13.646 | 1:53.473 | 18 | 14.255 | 1:53.400 |
| 4 | 12.202 | 1:53.113 | 4 | 13.359 | 1:53.977 | 4 | 15.142 | 1:54.123 | 4 | 16.331 | 1:53.406 | 4 | 17.595 | 1:54.055 |
| 7 | 14.824 | 1:53.414 | 7 | 15.626 | 1:53.622 | 7 | 16.961 | 1:53.675 | 7 | 18.718 | 1:53.974 | 7 | 19.944 | 1:54.017 |
| 25 | 15.893 | 1:53.318 | 25 | 16.594 | 1:53.521 | 25 | 17.693 | 1:53.439 | 25 | 19.176 | 1:53.700 | 25 | 20.313 | 1:53.928 |
| 98 | 18.324 | 1:54.894 | 98 | 20.817 | 1:55.313 | 98 | 23.990 | 1:55.513 | 98 | 27.470 | 1:55.697 | 98 | 30.205 | 1:55.526 |
| 10 | 21.386 | 1:55.444 | 12 | 24.450 | 1:55.652 | 12 | 27.442 | 1:55.332 | 14 | 3 Laps | 6:49.047 P | 12 | 32.361 | 1:55.032 |
| 12 | 21.618 | 1:55.408 | 10 | 24.930 | 1:56.364 | 10 | 28.545 | 1:55.955 | 12 | 30.120 | 1:54.895 | 10 | 34.907 | 1:55.746 |
| 6 | 41.331 | 1:58.491 | 6 | 47.261 | 1:58.750 | 6 | 53.509 | 1:58.588 | 10 | 31.952 | 1:55.624 | 6 | 1:06.507 | 1:58.980 |
| 27 | 46.532 | 1:59.327 | 27 | 53.246 | 1:59.534 | 27 | 1:00.587 | 1:59.681 | 6 | 1:00.318 | 1:59.026 | 27 | 1:14.722 | 1:59.482 |
| 26 | 1:06.619 | 2:03.007 | 26 | 1:15.897 | 2:02.098 | 26 | 1:26.705 | 2:03.148 | 27 | 1:08.031 | 1:59.661 | 77 | 2 Laps | 1:56.510 |
| | | | | | | 77 | 2 Laps | 6:28.084 | 77 | 2 Laps | 1:55.531 | 26 | 1:48.381 | 2:02.696 |
| | | | | | | | | | 26 | 1:38.476 | 2:03.988 | | | |



Weather/Track: Sun 25C / Dry 26C

Page 2 of 3

www.mstworld.com



Shanghai International Circuit
Circuit Length: 4.603 km / 2.860 miles
Printed - 15:37 Sunday, 12 October 2014

FIA WORLD TOURING CAR CHAMPIONSHIP RACE 1 - RACE HISTORY CHART


| LAP 11 | | | LAP 12 | | | LAP 13 | | | LAP 14 | | |
|--------|----------|----------|--------|----------|----------|--------|----------|------------|--------|----------|----------|
| NO | BEHIND | LAP TIME | NO | BEHIND | LAP TIME | NO | BEHIND | LAP TIME | NO | BEHIND | LAP TIME |
| 37 | | 1:52.263 | 37 | | 1:52.779 | 37 | | 1:53.110 | 37 | | 1:54.142 |
| 33 | 1.967 | 1:53.273 | 33 | 2.469 | 1:53.281 | 33 | 2.543 | 1:53.184 | 33 | 2.089 | 1:53.688 |
| 1 | 5.571 | 1:52.937 | 1 | 6.286 | 1:53.494 | 77 | 3 Laps | 2:07.613 P | 1 | 5.793 | 1:53.640 |
| 9 | 8.098 | 1:52.156 | 9 | 7.925 | 1:52.606 | 1 | 6.295 | 1:53.119 | 9 | 6.175 | 1:53.060 |
| 5 | 14.014 | 1:53.435 | 26 | 1 Lap | 2:08.354 | 9 | 7.257 | 1:52.442 | 5 | 16.050 | 1:54.152 |
| 2 | 14.761 | 1:53.638 | 5 | 15.140 | 1:53.905 | 5 | 16.040 | 1:54.010 | 2 | 16.483 | 1:54.147 |
| 18 | 15.404 | 1:53.412 | 2 | 15.636 | 1:53.654 | 2 | 16.478 | 1:53.952 | 18 | 18.295 | 1:54.548 |
| 4 | 19.257 | 1:53.925 | 18 | 16.617 | 1:53.992 | 18 | 17.889 | 1:54.382 | 4 | 22.058 | 1:54.433 |
| 7 | 21.821 | 1:54.140 | 4 | 20.593 | 1:54.115 | 4 | 21.767 | 1:54.284 | 7 | 25.896 | 1:55.121 |
| 25 | 22.294 | 1:54.244 | 7 | 23.676 | 1:54.634 | 7 | 24.917 | 1:54.351 | 25 | 26.278 | 1:54.989 |
| 98 | 34.311 | 1:56.369 | 25 | 24.117 | 1:54.602 | 25 | 25.431 | 1:54.424 | 26 | 1 Lap | 2:04.151 |
| 12 | 35.006 | 1:54.908 | 98 | 39.118 | 1:57.586 | 26 | 1 Lap | 2:12.508 | 10 | 47.194 | 1:56.813 |
| 10 | 38.073 | 1:55.429 | 12 | 39.251 | 1:57.024 | 10 | 44.523 | 1:56.340 | 98 | 53.710 | 2:00.331 |
| 6 | 1:13.252 | 1:59.008 | 10 | 41.293 | 1:55.999 | 98 | 47.521 | 2:01.513 | 6 | 1:29.282 | 1:58.540 |
| 27 | 1:21.878 | 1:59.419 | 6 | 1:19.016 | 1:58.543 | 12 | 1:11.458 | 2:25.317 P | 27 | 1:43.122 | 2:00.251 |
| 77 | 2 Laps | 1:56.027 | 27 | 1:29.153 | 2:00.054 | 6 | 1:24.884 | 1:58.978 | | | |
| | | | | | | 27 | 1:37.013 | 2:00.970 | | | |



FIA WORLD TOURING CAR CHAMPIONSHIP RACE 2 - PROVISIONAL STARTING GRID

| ROW | Driver | Driver |
|-----|-------------------------|-------------------------|
| 11 | 20 38 LOK | 21 26 DE SOUZA |
| 10 | 18 6 ENGSTLER | 19 27 FILIPPI |
| 9 | 16 14 KOZLOVSKIY | 17 77 MUNNICH |
| 8 | 14 11 THOMPSON | 15 12 HUFF |
| 7 | 12 98 BORKOVIC | 13 10 MORBIDELLI |
| 6 | 10 37 LOPEZ | 11 4 CORONEL |
| 5 | 8 1 MULLER | 9 33 MA |
| 4 | 6 9 LOEB | 7 5 MICHELISZ |
| 3 | 4 2 TARQUINI | 5 18 MONTEIRO |
| 2 | 2 7 VALENTE | 3 3 CHILTON |
| 1 | | 1 25 BENNANI |

POLE




Shanghai International Circuit
Circuit Length: 4.603 km / 2.860 miles

| | | |
|----------------|----------|-------------|
| Race Director: | Steward: | Timekeeper: |
|----------------|----------|-------------|

FIA WORLD TOURING CAR CHAMPIONSHIP RACE 2 - STARTING GRID

| ROW | Driver | Driver |
|-----|-----------------------|-------------------------|
| 11 | 20 11 THOMPSON | 21 38 LOK |
| 10 | 18 27 FILIPPI | 19 26 DE SOUZA |
| 9 | 16 77 MUNNICH | 17 6 ENGSTLER |
| 8 | 14 12 HUFF | 15 14 KOZLOVSKIY |
| 7 | 12 98 BORKOVIC | 13 10 MORBIDELLI |
| 6 | 10 37 LOPEZ | 11 4 CORONEL |
| 5 | 8 1 MULLER | 9 33 MA |
| 4 | 6 9 LOEB | 7 5 MICHELISZ |
| 3 | 4 2 TARQUINI | 5 18 MONTEIRO |
| 2 | 2 7 VALENTE | 3 3 CHILTON |
| 1 | | 1 25 BENNANI |

POLE



Cars 11 & 38 to back of grid; neutralisation of parc ferme.

Shanghai International Circuit
Circuit Length: 4.603 km / 2.860 miles

| | | |
|----------------|----------|-------------|
| Race Director: | Steward: | Timekeeper: |
|----------------|----------|-------------|

www.mstworld.com

Printed - 15:45 Sunday, 12 October 2014



FIA WORLD TOURING CAR CHAMPIONSHIP RACE 2 - PROVISIONAL CLASSIFICATION

| NO | CL | DRIVER | NAT | CAR | TIME | LAPS | GAP | DIFF | KM/H | BEST | ON |
|----|----|------------------------|-----|-------------------------|-----------|------|----------|--------|--------|----------|----|
| 1 | 25 | TC1 Mehdi BENNANI | MAR | Honda Civic WTCC | 26:21.882 | 14 | | | 146.22 | 1:51.631 | 2 |
| 2 | 18 | TC1 Tiago MONTEIRO | PRT | Honda Civic WTCC | 26:24.472 | 14 | 2.590 | 2.590 | 145.98 | 1:51.916 | 2 |
| 3 | 37 | TC1 Jose Maria LOPEZ | ARG | Citroen C-Elysee WTCC | 26:25.923 | 14 | 4.041 | 1.451 | 145.85 | 1:52.406 | 2 |
| 4 | 9 | TC1 Sebastien LOEB | FRA | Citroen C-Elysee WTCC | 26:33.120 | 14 | 11.238 | 7.197 | 145.19 | 1:52.547 | 3 |
| 5 | 5 | TC1 Norbert MICHELISZ | HUN | Honda Civic WTCC | 26:35.858 | 14 | 13.976 | 2.738 | 144.94 | 1:52.921 | 4 |
| 6 | 33 | TC1 MA Qing Hua | CHN | Citroen C-Elysee WTCC | 26:36.298 | 14 | 14.416 | 0.440 | 144.90 | 1:52.560 | 5 |
| 7 | 4 | TC1 Tom CORONEL | NLD | Chevrolet RML Cruze TC1 | 26:43.607 | 14 | 21.725 | 7.309 | 144.24 | 1:53.112 | 3 |
| 8 | 3 | TC1 Tom CHILTON | GBR | Chevrolet RML Cruze TC1 | 26:44.815 | 14 | 22.933 | 1.208 | 144.13 | 1:52.576 | 2 |
| 9 | 7 | TC1 Hugo VALENTE | FRA | Chevrolet RML Cruze TC1 | 26:49.158 | 14 | 27.276 | 4.343 | 143.74 | 1:52.504 | 2 |
| 10 | 98 | TC1 Dusan BORKOVIC | SRB | Chevrolet RML Cruze TC1 | 26:49.737 | 14 | 27.855 | 0.579 | 143.69 | 1:53.412 | 3 |
| 11 | 11 | TC1 James THOMPSON | GBR | Lada Granta 1.6T | 26:49.910 | 14 | 28.028 | 0.173 | 143.67 | 1:53.638 | 4 |
| 12 | 14 | TC1 Mikhail KOZLOVSKIY | RUS | Lada Granta 1.6T | 27:01.822 | 14 | 39.940 | 11.912 | 142.62 | 1:54.764 | 6 |
| 13 | 10 | TC1 Gianni MORBIDELLI | ITA | Chevrolet RML Cruze TC1 | 27:28.470 | 14 | 1:06.588 | 26.648 | 140.31 | 1:53.854 | 2 |
| 14 | 6 | TC2 Franz ENGSTLER | DEU | BMW E90 320 TC | 27:33.119 | 14 | 1:11.237 | 4.649 | 139.92 | 1:56.599 | 2 |
| 15 | 27 | TC2 John FILIPPI | FRA | SEAT Leon WTCC | 27:57.634 | 14 | 1:35.752 | 24.515 | 137.87 | 1:58.257 | 4 |
| 16 | 26 | TC2 Filipe DE SOUZA | MAC | BMW E90 320 TC | 27:16.080 | 13 | 1 Lap | | 131.25 | 2:01.638 | 4 |

NOT CLASSIFIED

| | | | | | | | | | | | |
|--------|----|-----------------------|-----|-------------------------|-----------|---|---------|--|--------|----------|---|
| D.N.F. | 77 | TC1 Rene MUNNICH | DEU | Chevrolet RML Cruze TC1 | 11:54.640 | 6 | 8 Laps | | 138.16 | 1:55.078 | 4 |
| D.N.F. | 2 | TC1 Gabriele TARQUINI | ITA | Honda Civic WTCC | 9:50.257 | 5 | 9 Laps | | 139.21 | 1:51.316 | 2 |
| D.N.F. | 12 | TC1 Rob HUFF | GBR | Lada Granta 1.6T | 7:43.374 | 4 | 10 Laps | | 141.56 | 1:54.029 | 2 |
| D.N.F. | 1 | TC1 Yvan MULLER | FRA | Citroen C-Elysee WTCC | 4:08.272 | 2 | 12 Laps | | 130.73 | | |

FASTEST LAP

| | | | | | | | | | | |
|---|-----|-------------------|-----|------------------|----------|---|--|--|--------------|------------|
| 2 | TC1 | Gabriele TARQUINI | ITA | Honda Civic WTCC | 1:51.316 | 2 | | | 148.863 km/h | 92.499 mph |
| 6 | TC2 | Franz ENGSTLER | DEU | BMW E90 320 TC | 1:56.599 | 2 | | | 142.118 km/h | 88.308 mph |

For Media Information Purposes - No Regulatory Value.

Car 38 did not start.

Weather/Track: Sun 24C / Dry 26C

Shanghai International Circuit

Circuit Length: 4.603 km / 2.860 miles

Start: 16:18 Flag: 16:45

| | | | |
|---------------|----------|------------|------------|
| Race Director | Steward: | Timekeeper | Posted at: |
|---------------|----------|------------|------------|

www.mstworld.com

Printed -16:48 Sunday, 12 October 2014



FIA WORLD TOURING CAR CHAMPIONSHIP RACE 2 RESULT

| NO | CL | DRIVER | NAT | CAR | TIME | LAPS | GAP | DIFF | KM/H | BEST | ON |
|----|----|------------------------|-----|-------------------------|-----------|------|----------|--------|--------|----------|----|
| 1 | 25 | TC1 Mehdi BENNANI | MAR | Honda Civic WTCC | 26:21.882 | 14 | | | 146.22 | 1:51.631 | 2 |
| 2 | 18 | TC1 Tiago MONTEIRO | PRT | Honda Civic WTCC | 26:24.472 | 14 | 2.590 | 2.590 | 145.98 | 1:51.916 | 2 |
| 3 | 37 | TC1 Jose Maria LOPEZ | ARG | Citroen C-Elysee WTCC | 26:25.923 | 14 | 4.041 | 1.451 | 145.85 | 1:52.406 | 2 |
| 4 | 5 | TC1 Norbert MICHELISZ | HUN | Honda Civic WTCC | 26:35.858 | 14 | 13.976 | 9.935 | 144.94 | 1:52.921 | 4 |
| 5 | 33 | TC1 MA Qing Hua | CHN | Citroen C-Elysee WTCC | 26:36.298 | 14 | 14.416 | 0.440 | 144.90 | 1:52.560 | 5 |
| 6 | 4 | TC1 Tom CORONEL | NLD | Chevrolet RML Cruze TC1 | 26:43.607 | 14 | 21.725 | 7.309 | 144.24 | 1:53.112 | 3 |
| 7 | 3 | TC1 Tom CHILTON | GBR | Chevrolet RML Cruze TC1 | 26:44.815 | 14 | 22.933 | 1.208 | 144.13 | 1:52.576 | 2 |
| 8 | 7 | TC1 Hugo VALENTE | FRA | Chevrolet RML Cruze TC1 | 26:49.158 | 14 | 27.276 | 4.343 | 143.74 | 1:52.504 | 2 |
| 9 | 98 | TC1 Dusan BORKOVIC | SRB | Chevrolet RML Cruze TC1 | 26:49.737 | 14 | 27.855 | 0.579 | 143.69 | 1:53.412 | 3 |
| 10 | 11 | TC1 James THOMPSON | GBR | Lada Granta 1.6T | 26:49.910 | 14 | 28.028 | 0.173 | 143.67 | 1:53.638 | 4 |
| 11 | 14 | TC1 Mikhail KOZLOVSKIY | RUS | Lada Granta 1.6T | 27:01.822 | 14 | 39.940 | 11.912 | 142.62 | 1:54.764 | 6 |
| 12 | 9 | TC1 Sebastien LOEB * | FRA | Citroen C-Elysee WTCC | 27:03.120 | 14 | 41.238 | 1.298 | 142.50 | 1:52.547 | 3 |
| 13 | 10 | TC1 Gianni MORBIDELLI | ITA | Chevrolet RML Cruze TC1 | 27:28.470 | 14 | 1:06.588 | 25.350 | 140.31 | 1:53.854 | 2 |
| 14 | 6 | TC2 Franz ENGSTLER | DEU | BMW E90 320 TC | 27:33.119 | 14 | 1:11.237 | 4.649 | 139.92 | 1:56.599 | 2 |
| 15 | 27 | TC2 John FILIPPI | FRA | SEAT Leon WTCC | 27:57.634 | 14 | 1:35.752 | 24.515 | 137.87 | 1:58.257 | 4 |
| 16 | 26 | TC2 Filipe DE SOUZA | MAC | BMW E90 320 TC | 27:16.080 | 13 | 1 Lap | | 131.25 | 2:01.638 | 4 |

NOT CLASSIFIED

| | | | | | | | | | | | |
|--------|----|-----------------------|-----|-------------------------|-----------|---|---------|--|--------|----------|---|
| D.N.F. | 77 | TC1 Rene MUNNICH | DEU | Chevrolet RML Cruze TC1 | 11:54.640 | 6 | 8 Laps | | 138.16 | 1:55.078 | 4 |
| D.N.F. | 2 | TC1 Gabriele TARQUINI | ITA | Honda Civic WTCC | 9:50.257 | 5 | 9 Laps | | 139.21 | 1:51.316 | 2 |
| D.N.F. | 12 | TC1 Rob HUFF | GBR | Lada Granta 1.6T | 7:43.374 | 4 | 10 Laps | | 141.56 | 1:54.029 | 2 |
| D.N.F. | 1 | TC1 Yvan MULLER | FRA | Citroen C-Elysee WTCC | 4:08.272 | 2 | 12 Laps | | 130.73 | | |

FASTEST LAP

| | | | | | | | | | | |
|---|-----|-------------------|-----|------------------|----------|---|--|--|--------------|------------|
| 2 | TC1 | Gabriele TARQUINI | ITA | Honda Civic WTCC | 1:51.316 | 2 | | | 148.863 km/h | 92.499 mph |
| 6 | TC2 | Franz ENGSTLER | DEU | BMW E90 320 TC | 1:56.599 | 2 | | | 142.118 km/h | 88.308 mph |

Car 38 did not start.

*Car 9 - 30 second penalty, Stewards decision 6 refers.

Weather/Track: Sun 24C / Dry 26C

Shanghai International Circuit

Circuit Length: 4.603 km / 2.860 miles

Start: 16:18 Flag: 16:45

| | | |
|---------|----------|---------|
| Steward | Steward: | Steward |
|---------|----------|---------|

www.mstworld.com

Printed -18:33 Sunday, 12 October 2014



FIA WORLD TOURING CAR CHAMPIONSHIP RACE 2 - SECTOR ANALYSIS

| 1 Yvan MULLER (FRA) | | | | | Citroen C-Elysee WTCC | | | | | TC1 | | | | | | |
|---------------------|----------|-------|----------|----------|-----------------------|--------------|----------|----------|--------|----------|----------|-------------------|----|---|----------|-----|
| LAP | SECTOR 1 | | SECTOR 2 | SECTOR 3 | | TOTAL LAP | LAP | SECTOR 1 | | SECTOR 2 | SECTOR 3 | TOTAL LAP | | | | |
| 1 | 48.306 | 107.6 | 30.246 | - | 38.612 | 185.2 | 1:57.164 | 2 | 43.737 | 113.9 | 29.941 | - | IN | - | 2:11.108 | Pit |
| IDEAL LAP TIME: | | | | | | FASTEST LAP: | | | | | | DIFFERENCE: 0.000 | | | | |

| 2 Gabriele TARQUINI (ITA) | | | | | Honda Civic WTCC | | | | | TC1 | | | | | | |
|---------------------------|----------|-------|----------|----------|------------------|-----------------------|----------|----------|--------|----------|----------|-------------------|--------|-------|----------|-----|
| LAP | SECTOR 1 | | SECTOR 2 | SECTOR 3 | | TOTAL LAP | LAP | SECTOR 1 | | SECTOR 2 | SECTOR 3 | TOTAL LAP | | | | |
| 1 | 47.003 | 123.0 | 30.120 | - | 38.378 | 186.2 | 1:55.501 | 4 | 43.767 | 120.9 | 29.960 | - | 38.514 | 184.3 | 1:52.241 | |
| 2 | 43.220 | 121.3 | 29.720 | - | 38.376 | 185.8 | 1:51.316 | 5 | 43.852 | 118.3 | 35.917 | - | IN | - | 2:19.321 | Pit |
| 3 | 43.536 | 118.8 | 29.913 | - | 38.429 | 185.2 | 1:51.878 | | | | | | | | | |
| IDEAL LAP TIME: 1:51.316 | | | | | | FASTEST LAP: 1:51.316 | | | | | | DIFFERENCE: 0.000 | | | | |

| 3 Tom CHILTON (GBR) | | | | | Chevrolet RML Cruze TC1 | | | | | TC1 | | | | | |
|--------------------------|----------|-------|----------|----------|-------------------------|-----------------------|----------|----------|--------|----------|----------|--------------------|--------|-------|----------|
| LAP | SECTOR 1 | | SECTOR 2 | SECTOR 3 | | TOTAL LAP | LAP | SECTOR 1 | | SECTOR 2 | SECTOR 3 | TOTAL LAP | | | |
| 1 | 58.318 | 116.2 | 29.842 | - | 38.574 | 186.8 | 2:06.734 | 8 | 43.722 | 113.2 | 30.336 | - | 38.686 | 183.6 | 1:52.744 |
| 2 | 43.939 | 116.2 | 29.921 | - | 38.716 | 186.5 | 1:52.576 | 9 | 44.175 | 107.9 | 30.502 | - | 39.185 | 184.3 | 1:53.862 |
| 3 | 43.781 | 113.2 | 29.799 | - | 39.832 | 179.1 | 1:53.412 | 10 | 44.749 | 116.4 | 30.262 | - | 38.868 | 185.2 | 1:53.879 |
| 4 | 44.621 | 108.5 | 30.267 | - | 38.494 | 185.5 | 1:53.382 | 11 | 44.096 | 117.6 | 30.948 | - | 39.313 | 184.9 | 1:54.357 |
| 5 | 44.162 | 113.5 | 30.446 | - | 38.942 | 183.6 | 1:53.550 | 12 | 44.450 | 107.9 | 30.708 | - | 39.332 | 183.9 | 1:54.490 |
| 6 | 44.024 | 114.7 | 30.420 | - | 38.926 | 184.9 | 1:53.370 | 13 | 44.593 | 114.4 | 31.142 | - | 39.038 | 183.3 | 1:54.773 |
| 7 | 44.249 | 115.2 | 30.191 | - | 39.035 | 184.3 | 1:53.475 | 14 | 44.472 | 113.8 | 30.564 | - | 39.175 | 184.9 | 1:54.211 |
| IDEAL LAP TIME: 1:52.015 | | | | | | FASTEST LAP: 1:52.576 | | | | | | DIFFERENCE: +0.561 | | | |

| 4 Tom CORONEL (NLD) | | | | | Chevrolet RML Cruze TC1 | | | | | TC1 | | | | | |
|--------------------------|----------|-------|----------|----------|-------------------------|-----------------------|----------|----------|--------|----------|----------|--------------------|--------|-------|----------|
| LAP | SECTOR 1 | | SECTOR 2 | SECTOR 3 | | TOTAL LAP | LAP | SECTOR 1 | | SECTOR 2 | SECTOR 3 | TOTAL LAP | | | |
| 1 | 49.503 | 112.1 | 30.643 | - | 38.950 | 184.9 | 1:59.096 | 8 | 44.712 | 114.8 | 30.622 | - | 38.865 | 183.0 | 1:54.199 |
| 2 | 44.468 | 129.6 | 30.358 | - | 39.074 | 181.8 | 1:53.900 | 9 | 44.515 | 114.7 | 30.549 | - | 39.255 | 183.9 | 1:54.319 |
| 3 | 43.863 | - | 30.529 | - | 38.720 | 183.6 | 1:53.112 | 10 | 44.751 | 117.9 | 30.710 | - | 39.265 | 183.3 | 1:54.726 |
| 4 | 44.417 | 118.8 | 30.386 | - | 38.932 | 182.7 | 1:53.735 | 11 | 44.364 | 115.4 | 30.709 | - | 38.910 | 183.3 | 1:53.983 |
| 5 | 44.481 | 119.3 | 30.361 | - | 38.984 | 181.5 | 1:53.826 | 12 | 44.653 | 115.7 | 30.687 | - | 38.954 | 184.6 | 1:54.294 |
| 6 | 44.511 | 120.1 | 30.479 | - | 38.994 | 182.1 | 1:53.984 | 13 | 44.656 | 114.6 | 30.932 | - | 39.054 | 183.9 | 1:54.642 |
| 7 | 44.486 | 120.1 | 30.534 | - | 39.669 | 183.3 | 1:54.689 | 14 | 44.852 | 113.2 | 30.851 | - | 39.399 | 182.1 | 1:55.102 |
| IDEAL LAP TIME: 1:52.941 | | | | | | FASTEST LAP: 1:53.112 | | | | | | DIFFERENCE: +0.171 | | | |



FIA WORLD TOURING CAR CHAMPIONSHIP RACE 2 - SECTOR ANALYSIS

| 5 Norbert MICHELISZ (HUN) | | | | | Honda Civic WTCC | | | | | TC1 | | | | | |
|---------------------------|----------|-------|----------|----------|------------------|-----------------------|----------|----------|--------|----------|----------|--------------------|-----------|-------|----------|
| LAP | SECTOR 1 | | SECTOR 2 | SECTOR 3 | | TOTAL LAP | LAP | SECTOR 1 | | SECTOR 2 | SECTOR 3 | | TOTAL LAP | | |
| 1 | 48.725 | 105.6 | 30.468 | - | 39.071 | 186.8 | 1:58.264 | 8 | 44.504 | 114.4 | 30.524 | - | 38.681 | 185.8 | 1:53.709 |
| 2 | 44.366 | 115.8 | 30.016 | - | 38.775 | 187.1 | 1:53.157 | 9 | 44.101 | 113.4 | 30.270 | - | 38.673 | 185.8 | 1:53.044 |
| 3 | 43.781 | 118.7 | 30.781 | - | 38.753 | 184.9 | 1:53.315 | 10 | 44.112 | 112.8 | 30.399 | - | 38.969 | 187.1 | 1:53.480 |
| 4 | 44.048 | 113.8 | 30.165 | - | 38.708 | 185.5 | 1:52.921 | 11 | 44.165 | 115.9 | 30.413 | - | 38.898 | 185.5 | 1:53.476 |
| 5 | 44.234 | 113.6 | 30.315 | - | 39.195 | 185.2 | 1:53.744 | 12 | 44.400 | 113.2 | 30.514 | - | 38.878 | 185.8 | 1:53.792 |
| 6 | 44.673 | 130.5 | 30.785 | - | 38.812 | 185.8 | 1:54.270 | 13 | 44.394 | 116.6 | 30.730 | - | 39.015 | 185.5 | 1:54.139 |
| 7 | 44.798 | 114.4 | 30.548 | - | 38.862 | 184.9 | 1:54.208 | 14 | 44.361 | 113.1 | 30.735 | - | 39.243 | 185.5 | 1:54.339 |
| IDEAL LAP TIME: 1:52.470 | | | | | | FASTEST LAP: 1:52.921 | | | | | | DIFFERENCE: +0.451 | | | |

| 6 Franz ENGSTLER (DEU) | | | | | BMW E90 320 TC | | | | | TC2 | | | | | |
|--------------------------|----------|-------|----------|----------|----------------|-----------------------|----------|----------|--------|----------|----------|--------------------|-----------|-------|----------|
| LAP | SECTOR 1 | | SECTOR 2 | SECTOR 3 | | TOTAL LAP | LAP | SECTOR 1 | | SECTOR 2 | SECTOR 3 | | TOTAL LAP | | |
| 1 | 52.906 | 105.4 | 31.480 | - | 40.185 | 172.2 | 2:04.571 | 8 | 45.782 | 107.3 | 31.145 | - | 40.591 | 174.7 | 1:57.518 |
| 2 | 45.171 | 108.8 | 31.012 | - | 40.416 | 174.1 | 1:56.599 | 9 | 45.928 | 112.0 | 31.331 | - | 40.424 | 173.6 | 1:57.683 |
| 3 | 45.408 | 111.9 | 31.117 | - | 40.300 | 173.6 | 1:56.825 | 10 | 45.727 | 113.0 | 31.353 | - | 40.507 | 173.6 | 1:57.587 |
| 4 | 45.738 | 105.8 | 31.382 | - | 40.605 | 173.0 | 1:57.725 | 11 | 45.830 | 107.7 | 31.384 | - | 40.538 | 174.1 | 1:57.752 |
| 5 | 45.939 | 109.3 | 31.222 | - | 40.628 | 173.6 | 1:57.789 | 12 | 45.859 | 109.4 | 31.329 | - | 40.618 | 174.4 | 1:57.806 |
| 6 | 45.887 | 111.0 | 31.368 | - | 40.774 | 174.1 | 1:58.029 | 13 | 45.958 | 109.5 | 31.260 | - | 40.477 | 173.6 | 1:57.695 |
| 7 | 45.864 | 107.1 | 31.306 | - | 40.675 | 174.1 | 1:57.845 | 14 | 46.000 | 106.8 | 31.350 | - | 40.345 | 174.4 | 1:57.695 |
| IDEAL LAP TIME: 1:56.368 | | | | | | FASTEST LAP: 1:56.599 | | | | | | DIFFERENCE: +0.231 | | | |

| 7 Hugo VALENTE (FRA) | | | | | Chevrolet RML Cruze TC1 | | | | | TC1 | | | | | |
|--------------------------|----------|-------|----------|----------|-------------------------|-----------------------|----------|----------|--------|----------|----------|-------------------|-----------|----------|----------|
| LAP | SECTOR 1 | | SECTOR 2 | SECTOR 3 | | TOTAL LAP | LAP | SECTOR 1 | | SECTOR 2 | SECTOR 3 | | TOTAL LAP | | |
| 1 | 47.698 | 114.6 | 30.354 | - | 38.651 | 184.9 | 1:56.703 | 8 | 44.372 | 114.4 | 32.000 | - | 38.915 | 184.3 | 1:55.287 |
| 2 | 43.754 | 117.3 | 30.198 | - | 38.552 | 184.3 | 1:52.504 | 9 | 44.186 | 114.8 | 31.073 | - | 39.132 | 184.9 | 1:54.391 |
| 3 | 43.830 | 116.5 | 30.617 | - | 38.805 | 184.3 | 1:53.252 | 10 | 44.709 | 108.9 | - | - | 184.9 | 1:56.834 | |
| 4 | 43.869 | 114.6 | 30.783 | - | 38.938 | 184.3 | 1:53.590 | 11 | 44.564 | 115.4 | 31.004 | - | 39.136 | 185.2 | 1:54.704 |
| 5 | 44.099 | 113.9 | 31.090 | - | 39.769 | 184.6 | 1:54.958 | 12 | 44.075 | 115.2 | 31.400 | - | 39.160 | 185.5 | 1:54.635 |
| 6 | 44.142 | 115.1 | 30.922 | - | 39.031 | 183.9 | 1:54.095 | 13 | 44.531 | 115.8 | 31.299 | - | 41.782 | 183.9 | 1:57.612 |
| 7 | 44.238 | 117.8 | 30.860 | - | 39.444 | 184.3 | 1:54.542 | 14 | 44.912 | 114.5 | 31.247 | - | 39.892 | 178.2 | 1:56.051 |
| IDEAL LAP TIME: 1:52.504 | | | | | | FASTEST LAP: 1:52.504 | | | | | | DIFFERENCE: 0.000 | | | |



FIA WORLD TOURING CAR CHAMPIONSHIP RACE 2 - SECTOR ANALYSIS

| 9 Sebastien LOEB (FRA) | | | | | Citroen C-Elysee WTCC | | | | | TC1 | | | | | |
|--------------------------|----------|-------|----------|---|-----------------------|-------|-----------------------|-----|----------|-----|----------|-------------------|----------|---|-----------|
| LAP | SECTOR 1 | | SECTOR 2 | | SECTOR 3 | | TOTAL LAP | LAP | SECTOR 1 | | SECTOR 2 | | SECTOR 3 | | TOTAL LAP |
| 1 | 48.012 | 112.2 | 30.227 | - | 39.295 | 184.9 | 1:57.534 | 8 | - | - | - | - | - | - | 1:53.039 |
| 2 | 43.722 | 117.2 | 30.156 | - | 38.904 | - | 1:52.782 | 9 | - | - | - | - | - | - | 1:53.157 |
| 3 | - | - | - | - | - | - | 1:52.547 | 10 | - | - | - | - | - | - | 1:53.203 |
| 4 | - | - | - | - | - | - | 1:53.699 | 11 | - | - | - | - | - | - | 1:53.303 |
| 5 | - | - | - | - | - | - | 1:54.704 | 12 | - | - | - | - | - | - | 1:53.230 |
| 6 | - | - | - | - | - | - | 1:54.207 | 13 | - | - | - | - | - | - | 1:53.922 |
| 7 | - | - | - | - | - | - | 1:53.552 | 14 | - | - | - | - | - | - | 1:54.241 |
| IDEAL LAP TIME: 1:52.547 | | | | | | | FASTEST LAP: 1:52.547 | | | | | DIFFERENCE: 0.000 | | | |

| 10 Gianni MORBIDELLI (ITA) | | | | | Chevrolet RML Cruze TC1 | | | | | TC1 | | | | | |
|----------------------------|----------|-------|----------|---|-------------------------|-------|-----------------------|-----|----------|-------|----------|--------------------|----------|-------|--------------|
| LAP | SECTOR 1 | | SECTOR 2 | | SECTOR 3 | | TOTAL LAP | LAP | SECTOR 1 | | SECTOR 2 | | SECTOR 3 | | TOTAL LAP |
| 1 | 50.932 | 110.3 | 30.800 | - | 39.079 | 185.5 | 2:00.811 | 8 | 44.685 | 114.3 | 31.024 | - | 39.795 | 182.4 | 1:55.504 |
| 2 | 43.966 | 112.7 | 30.555 | - | 39.333 | 184.9 | 1:53.854 | 9 | 44.597 | 115.4 | 31.024 | - | 39.535 | 182.7 | 1:55.156 |
| 3 | 44.635 | 121.3 | 30.605 | - | 39.289 | 184.3 | 1:54.529 | 10 | 44.749 | 113.2 | 31.208 | - | IN | - | 2:01.894 Pit |
| 4 | 44.612 | 119.4 | 30.925 | - | 39.114 | 183.9 | 1:54.651 | 11 | OUT | 110.7 | 31.292 | - | 39.412 | 182.4 | 2:14.902 |
| 5 | 46.009 | 114.3 | 31.081 | - | 39.312 | 183.0 | 1:56.402 | 12 | 44.893 | 115.1 | 31.315 | - | 40.103 | 181.8 | 1:56.311 |
| 6 | 44.604 | 114.1 | 30.917 | - | 39.485 | 182.7 | 1:55.006 | 13 | 45.139 | 114.8 | 31.670 | - | 39.804 | 181.8 | 1:56.613 |
| 7 | 44.464 | 112.8 | 31.054 | - | 39.785 | 182.4 | 1:55.303 | 14 | 45.620 | 113.7 | 31.769 | - | 40.145 | 182.7 | 1:57.534 |
| IDEAL LAP TIME: 1:53.600 | | | | | | | FASTEST LAP: 1:53.854 | | | | | DIFFERENCE: +0.254 | | | |

| 11 James THOMPSON (GBR) | | | | | Lada Granta 1.6T | | | | | TC1 | | | | | |
|--------------------------|----------|-------|----------|---|------------------|-------|-----------------------|-----|----------|-------|----------|--------------------|----------|-------|-----------|
| LAP | SECTOR 1 | | SECTOR 2 | | SECTOR 3 | | TOTAL LAP | LAP | SECTOR 1 | | SECTOR 2 | | SECTOR 3 | | TOTAL LAP |
| 1 | 51.864 | 111.5 | 30.716 | - | 39.105 | 184.6 | 2:01.685 | 8 | 44.288 | 116.8 | 30.456 | - | 39.142 | 182.4 | 1:53.886 |
| 2 | 44.427 | 119.7 | 31.400 | - | 39.699 | 181.2 | 1:55.526 | 9 | 44.362 | 114.5 | 30.391 | - | 39.319 | 181.8 | 1:54.072 |
| 3 | 44.265 | 116.9 | 30.152 | - | 39.341 | 182.7 | 1:53.758 | 10 | 44.282 | 111.4 | 30.436 | - | 39.168 | 183.0 | 1:53.886 |
| 4 | 44.146 | 112.7 | 30.302 | - | 39.190 | 181.8 | 1:53.638 | 11 | 44.411 | 116.0 | 30.667 | - | 39.444 | 181.5 | 1:54.522 |
| 5 | 44.610 | 114.6 | 30.192 | - | 39.168 | 182.1 | 1:53.970 | 12 | 44.442 | 111.5 | 30.790 | - | 39.420 | 183.3 | 1:54.652 |
| 6 | 44.620 | 113.3 | 30.471 | - | 39.904 | 182.7 | 1:54.995 | 13 | 44.477 | 111.7 | 30.845 | - | 39.502 | 183.0 | 1:54.824 |
| 7 | 44.519 | 111.7 | 30.389 | - | 39.264 | 183.6 | 1:54.172 | 14 | 45.261 | 111.0 | 31.159 | - | 39.904 | 183.3 | 1:56.324 |
| IDEAL LAP TIME: 1:53.403 | | | | | | | FASTEST LAP: 1:53.638 | | | | | DIFFERENCE: +0.235 | | | |



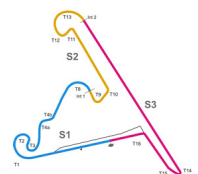
FIA WORLD TOURING CAR CHAMPIONSHIP RACE 2 - SECTOR ANALYSIS

| 12 Rob HUFF (GBR) | | | | | Lada Granta 1.6T | | | | | TC1 | | | | | |
|--------------------------|----------|-------|----------|---|-----------------------|-------|-----------|-----|----------|--------------------|----------|---|----------|-------|-----------|
| LAP | SECTOR 1 | | SECTOR 2 | | SECTOR 3 | | TOTAL LAP | LAP | SECTOR 1 | | SECTOR 2 | | SECTOR 3 | | TOTAL LAP |
| 1 | 50.568 | 113.5 | 30.697 | - | 39.099 | 183.9 | 2:00.364 | 3 | 44.518 | 117.4 | 30.529 | - | 39.298 | 182.1 | 1:54.345 |
| 2 | 44.028 | 114.8 | 30.416 | - | 39.585 | 179.1 | 1:54.029 | 4 | 44.531 | 116.9 | 30.899 | - | 39.206 | 180.3 | 1:54.636 |
| IDEAL LAP TIME: 1:53.543 | | | | | FASTEST LAP: 1:54.029 | | | | | DIFFERENCE: +0.486 | | | | | |

| 14 Mikhail KOZLOVSKIY (RUS) | | | | | Lada Granta 1.6T | | | | | TC1 | | | | | |
|-----------------------------|----------|-------|----------|---|-----------------------|-------|-----------|-----|----------|--------------------|----------|---|----------|-------|-----------|
| LAP | SECTOR 1 | | SECTOR 2 | | SECTOR 3 | | TOTAL LAP | LAP | SECTOR 1 | | SECTOR 2 | | SECTOR 3 | | TOTAL LAP |
| 1 | 51.205 | 108.4 | 30.963 | - | 39.223 | 184.9 | 2:01.391 | 8 | 44.778 | 112.5 | 30.743 | - | 39.472 | 182.7 | 1:54.993 |
| 2 | 44.622 | 114.9 | 31.478 | - | 39.904 | 185.5 | 1:56.004 | 9 | 44.865 | 115.3 | 31.006 | - | 39.143 | 184.3 | 1:55.014 |
| 3 | 44.615 | 122.3 | 30.649 | - | 39.818 | 182.7 | 1:55.082 | 10 | 44.771 | 112.0 | 30.991 | - | 39.215 | 183.6 | 1:54.977 |
| 4 | 44.594 | 117.2 | 31.738 | - | 39.040 | 183.9 | 1:55.372 | 11 | 45.025 | 111.2 | 31.037 | - | 39.806 | 180.6 | 1:55.868 |
| 5 | 44.863 | 115.3 | 30.618 | - | 39.389 | 183.6 | 1:54.870 | 12 | 45.489 | 111.2 | 31.315 | - | 39.718 | 183.3 | 1:56.522 |
| 6 | 44.941 | 116.1 | 30.798 | - | 39.025 | 183.0 | 1:54.764 | 13 | 45.451 | 109.9 | 31.199 | - | 39.636 | 182.7 | 1:56.286 |
| 7 | 44.859 | 112.4 | 30.765 | - | 39.186 | 183.3 | 1:54.810 | 14 | 45.405 | 111.9 | 30.948 | - | 39.516 | 183.3 | 1:55.869 |
| IDEAL LAP TIME: 1:54.237 | | | | | FASTEST LAP: 1:54.764 | | | | | DIFFERENCE: +0.527 | | | | | |

| 18 Tiago MONTEIRO (PRT) | | | | | Honda Civic WTCC | | | | | TC1 | | | | | |
|--------------------------|----------|-------|----------|---|-----------------------|-------|-----------|-----|----------|--------------------|----------|---|----------|-------|-----------|
| LAP | SECTOR 1 | | SECTOR 2 | | SECTOR 3 | | TOTAL LAP | LAP | SECTOR 1 | | SECTOR 2 | | SECTOR 3 | | TOTAL LAP |
| 1 | 47.372 | 119.7 | 30.199 | - | 38.683 | 186.5 | 1:56.254 | 8 | 44.271 | 122.4 | 30.386 | - | 38.613 | 185.5 | 1:53.270 |
| 2 | 43.761 | 118.7 | 29.687 | - | 38.468 | 185.2 | 1:51.916 | 9 | 43.939 | 121.9 | 30.333 | - | 38.607 | 185.2 | 1:52.879 |
| 3 | 43.772 | 121.9 | 30.223 | - | 38.640 | 185.5 | 1:52.635 | 10 | 43.920 | 120.0 | 30.289 | - | 38.679 | 185.5 | 1:52.888 |
| 4 | 43.858 | 119.4 | 30.056 | - | 38.513 | 184.6 | 1:52.427 | 11 | 43.992 | 119.8 | 30.485 | - | 38.796 | 185.5 | 1:53.273 |
| 5 | 44.076 | 121.3 | 30.218 | - | 38.462 | 185.5 | 1:52.756 | 12 | 44.176 | 120.1 | 30.544 | - | 38.945 | 184.9 | 1:53.665 |
| 6 | 43.968 | 123.6 | 30.148 | - | 38.513 | 185.2 | 1:52.629 | 13 | 44.298 | 120.4 | 30.353 | - | 38.856 | 185.5 | 1:53.507 |
| 7 | 44.055 | 121.1 | 30.130 | - | 38.506 | 184.9 | 1:52.691 | 14 | 44.422 | 115.9 | 30.374 | - | 38.886 | 185.2 | 1:53.682 |
| IDEAL LAP TIME: 1:51.910 | | | | | FASTEST LAP: 1:51.916 | | | | | DIFFERENCE: +0.006 | | | | | |

| 25 Mehdi BENNANI (MAR) | | | | | Honda Civic WTCC | | | | | TC1 | | | | | |
|--------------------------|----------|-------|----------|---|-----------------------|-------|-----------|-----|----------|--------------------|----------|---|----------|-------|-----------|
| LAP | SECTOR 1 | | SECTOR 2 | | SECTOR 3 | | TOTAL LAP | LAP | SECTOR 1 | | SECTOR 2 | | SECTOR 3 | | TOTAL LAP |
| 1 | 45.487 | 115.1 | 29.366 | - | 38.485 | 185.5 | 1:53.338 | 8 | 44.136 | 114.3 | 30.685 | - | 38.788 | 183.9 | 1:53.609 |
| 2 | 43.062 | 118.6 | 29.984 | - | 38.585 | 185.8 | 1:51.631 | 9 | 44.100 | 112.6 | 30.422 | - | 38.676 | 185.2 | 1:53.198 |
| 3 | 43.250 | 118.0 | 29.979 | - | 38.766 | 185.2 | 1:51.995 | 10 | 44.125 | 108.5 | 30.243 | - | 38.661 | 185.8 | 1:53.029 |
| 4 | 43.436 | 117.9 | 30.210 | - | 38.528 | 183.9 | 1:52.174 | 11 | 44.398 | 120.6 | 30.536 | - | 39.163 | 184.3 | 1:54.097 |
| 5 | 43.806 | 115.3 | 30.105 | - | 38.692 | 184.6 | 1:52.603 | 12 | 44.015 | 111.8 | 30.541 | - | 38.713 | 185.2 | 1:53.269 |
| 6 | 43.785 | 113.3 | 30.144 | - | 38.712 | 184.3 | 1:52.641 | 13 | 44.387 | 111.5 | 30.279 | - | 38.886 | 185.2 | 1:53.552 |
| 7 | 43.761 | 117.8 | 30.414 | - | 38.586 | 185.8 | 1:52.761 | 14 | 44.431 | 107.7 | 30.545 | - | 39.009 | 180.0 | 1:53.985 |
| IDEAL LAP TIME: 1:50.913 | | | | | FASTEST LAP: 1:51.631 | | | | | DIFFERENCE: +0.718 | | | | | |



FIA WORLD TOURING CAR CHAMPIONSHIP RACE 2 - SECTOR ANALYSIS

| 26 Filipe DE SOUZA (MAC) | | | | | BMW E90 320 TC | | | | | TC2 | | | | | |
|--------------------------|----------|-------|----------|----------|----------------|-----------------------|----------|----------|--------|----------|----------|--------------------|-----------|-------|----------|
| LAP | SECTOR 1 | | SECTOR 2 | SECTOR 3 | | TOTAL LAP | LAP | SECTOR 1 | | SECTOR 2 | SECTOR 3 | | TOTAL LAP | | |
| 1 | 54.817 | 110.9 | 32.532 | - | 41.503 | 172.5 | 2:08.852 | 8 | 47.805 | 109.6 | 32.743 | - | 41.760 | 170.0 | 2:02.308 |
| 2 | 47.175 | 105.7 | 32.952 | - | 41.670 | 171.4 | 2:01.797 | 9 | 48.008 | 105.7 | 32.949 | - | 42.035 | 171.1 | 2:02.992 |
| 3 | 47.349 | 108.2 | 32.627 | - | 41.949 | 172.2 | 2:01.925 | 10 | 48.067 | 109.3 | 32.880 | - | 41.839 | 171.7 | 2:02.786 |
| 4 | 47.416 | 107.3 | 32.517 | - | 41.705 | 171.7 | 2:01.638 | 11 | 48.330 | 101.3 | 33.378 | - | 42.587 | 164.6 | 2:04.295 |
| 5 | 47.636 | 109.4 | 32.566 | - | 41.731 | 172.5 | 2:01.933 | 12 | 55.607 | 95.2 | 46.101 | - | 45.226 | 169.0 | 2:26.934 |
| 6 | 47.682 | 111.7 | 32.618 | - | 41.675 | 171.9 | 2:01.975 | 13 | 53.253 | 92.9 | 37.229 | - | 45.966 | 160.0 | 2:16.448 |
| 7 | 47.795 | 108.3 | 32.742 | - | 41.660 | 171.4 | 2:02.197 | | | | | | | | |
| IDEAL LAP TIME: 2:01.195 | | | | | | FASTEST LAP: 2:01.638 | | | | | | DIFFERENCE: +0.443 | | | |

| 27 John FILIPPI (FRA) | | | | | SEAT Leon WTCC | | | | | TC2 | | | | | |
|--------------------------|----------|-------|----------|----------|----------------|-----------------------|----------|----------|--------|----------|----------|--------------------|-----------|-------|----------|
| LAP | SECTOR 1 | | SECTOR 2 | SECTOR 3 | | TOTAL LAP | LAP | SECTOR 1 | | SECTOR 2 | SECTOR 3 | | TOTAL LAP | | |
| 1 | 53.520 | 110.6 | 31.535 | - | 40.176 | 175.6 | 2:05.231 | 8 | 46.345 | 114.6 | 31.756 | - | 40.852 | 174.4 | 1:58.953 |
| 2 | 46.662 | 117.8 | 31.219 | - | 43.649 | 172.8 | 2:01.530 | 9 | 46.661 | 112.2 | 31.661 | - | 40.641 | 174.1 | 1:58.963 |
| 3 | 46.682 | 115.3 | 31.574 | - | 40.940 | 173.6 | 1:59.196 | 10 | 46.356 | 114.9 | 31.922 | - | 40.950 | 173.0 | 1:59.228 |
| 4 | 46.099 | 115.4 | 31.394 | - | 40.764 | 173.9 | 1:58.257 | 11 | 46.835 | 111.8 | 31.832 | - | 40.815 | 173.9 | 1:59.482 |
| 5 | 46.732 | 116.8 | 31.419 | - | 40.745 | 174.4 | 1:58.896 | 12 | 46.589 | 108.8 | 32.113 | - | 40.641 | 173.9 | 1:59.343 |
| 6 | 46.602 | 116.2 | 31.559 | - | 40.827 | 174.1 | 1:58.988 | 13 | 46.735 | 111.5 | 31.802 | - | 40.862 | 174.1 | 1:59.399 |
| 7 | 46.626 | 115.4 | 33.206 | - | 40.899 | 174.1 | 2:00.731 | 14 | 46.745 | 110.5 | 31.689 | - | 41.003 | 173.9 | 1:59.437 |
| IDEAL LAP TIME: 1:57.494 | | | | | | FASTEST LAP: 1:58.257 | | | | | | DIFFERENCE: +0.763 | | | |

| 33 MA Qing Hua (CHN) | | | | | Citroen C-Elysee WTCC | | | | | TC1 | | | | | |
|--------------------------|----------|-------|----------|----------|-----------------------|-----------------------|----------|----------|--------|----------|----------|--------------------|-----------|-------|----------|
| LAP | SECTOR 1 | | SECTOR 2 | SECTOR 3 | | TOTAL LAP | LAP | SECTOR 1 | | SECTOR 2 | SECTOR 3 | | TOTAL LAP | | |
| 1 | 49.758 | 107.7 | 30.639 | - | 38.366 | 187.1 | 1:58.763 | 8 | 44.178 | 124.6 | 30.498 | - | 38.519 | 187.1 | 1:53.195 |
| 2 | 44.153 | 114.5 | 30.098 | - | 38.766 | 188.8 | 1:53.017 | 9 | 44.223 | 116.1 | 30.577 | - | 38.573 | 185.5 | 1:53.373 |
| 3 | 43.613 | 118.9 | 30.820 | - | 38.876 | 187.1 | 1:53.309 | 10 | 43.927 | 116.9 | 30.347 | - | 40.317 | 184.3 | 1:54.591 |
| 4 | 44.086 | 114.5 | 30.130 | - | 39.924 | 185.8 | 1:54.140 | 11 | 44.218 | 117.1 | 30.459 | - | 38.511 | 187.5 | 1:53.188 |
| 5 | 44.104 | 118.0 | 30.140 | - | 38.316 | 188.4 | 1:52.560 | 12 | 44.029 | 118.4 | 30.518 | - | 38.534 | - | 1:53.081 |
| 6 | 44.749 | 109.6 | 30.615 | - | 38.779 | - | 1:54.143 | 13 | 44.246 | 117.7 | 30.259 | - | 38.435 | 187.1 | 1:52.940 |
| 7 | 44.839 | 108.9 | 30.483 | - | 40.857 | 185.5 | 1:56.179 | 14 | 44.063 | 120.5 | 30.669 | - | 39.087 | 186.2 | 1:53.819 |
| IDEAL LAP TIME: 1:52.027 | | | | | | FASTEST LAP: 1:52.560 | | | | | | DIFFERENCE: +0.533 | | | |



Weather/Track: Sun 24C / Dry 26C

Page 5 of 6

www.mstworld.com



Shanghai International Circuit
Circuit Length: 4.603 km / 2.860 miles
Printed - 16:49 Sunday, 12 October 2014

FIA WORLD TOURING CAR CHAMPIONSHIP RACE 2 - SECTOR ANALYSIS

| 37 Jose Maria LOPEZ (ARG) | | | | | | | | | Citroen C-Elysee WTCC | | | | | TC1 | | | |
|---------------------------|----------|-------|----------|---|----------|-------|-----------|--|-----------------------|----------|-------|----------|---|--------------------|-------|-----------|--|
| LAP | SECTOR 1 | | SECTOR 2 | | SECTOR 3 | | TOTAL LAP | | LAP | SECTOR 1 | | SECTOR 2 | | SECTOR 3 | | TOTAL LAP | |
| 1 | 49.029 | 111.5 | 30.490 | - | 38.699 | 184.9 | 1:58.218 | | 8 | 43.846 | 118.9 | 30.456 | - | 38.466 | 186.5 | 1:52.768 | |
| 2 | 43.736 | 113.1 | 29.973 | - | 38.697 | 188.4 | 1:52.406 | | 9 | 43.899 | 126.1 | 30.357 | - | 38.440 | 187.8 | 1:52.696 | |
| 3 | 44.234 | 118.0 | 30.188 | - | 38.399 | 187.5 | 1:52.821 | | 10 | 43.768 | 110.4 | 30.313 | - | 38.518 | 187.1 | 1:52.599 | |
| 4 | 43.970 | 111.2 | 30.235 | - | 38.619 | 185.5 | 1:52.824 | | 11 | 44.008 | 105.7 | 30.388 | - | 38.595 | 187.5 | 1:52.991 | |
| 5 | 44.223 | 112.0 | 30.674 | - | 39.220 | 186.5 | 1:54.117 | | 12 | 44.046 | 111.6 | 30.427 | - | 38.789 | 187.8 | 1:53.262 | |
| 6 | 44.176 | 115.8 | 30.194 | - | 38.551 | 186.2 | 1:52.921 | | 13 | 43.905 | 113.4 | 30.315 | - | 38.541 | 186.8 | 1:52.761 | |
| 7 | 43.989 | 112.7 | 30.059 | - | 38.360 | 187.5 | 1:52.408 | | 14 | 44.014 | 110.8 | 30.299 | - | 38.818 | 184.9 | 1:53.131 | |
| IDEAL LAP TIME: 1:52.069 | | | | | | | | | FASTEST LAP: 1:52.406 | | | | | DIFFERENCE: +0.337 | | | |

| 77 Rene MUNNICH (DEU) | | | | | | | | | Chevrolet RML Cruze TC1 | | | | | TC1 | | | |
|--------------------------|----------|-------|----------|---|----------|-------|-----------|--|-------------------------|----------|-------|----------|---|--------------------|-------|--------------|--|
| LAP | SECTOR 1 | | SECTOR 2 | | SECTOR 3 | | TOTAL LAP | | LAP | SECTOR 1 | | SECTOR 2 | | SECTOR 3 | | TOTAL LAP | |
| 1 | 51.648 | 112.3 | 31.728 | - | 39.035 | 185.5 | 2:02.411 | | 4 | 44.966 | 110.4 | 30.823 | - | 39.289 | 185.8 | 1:55.078 | |
| 2 | 44.659 | 106.7 | 31.062 | - | 39.792 | 185.8 | 1:55.513 | | 5 | 45.083 | 113.0 | 30.719 | - | 42.694 | 184.3 | 1:58.496 | |
| 3 | 45.538 | 108.4 | 30.548 | - | 39.341 | 186.5 | 1:55.427 | | 6 | 45.372 | 111.1 | 30.760 | - | IN | - | 2:07.715 Pit | |
| IDEAL LAP TIME: 1:54.242 | | | | | | | | | FASTEST LAP: 1:55.078 | | | | | DIFFERENCE: +0.836 | | | |

| 98 Dusan BORKOVIC (SRB) | | | | | | | | | Chevrolet RML Cruze TC1 | | | | | TC1 | | | |
|--------------------------|----------|-------|----------|---|----------|-------|-----------|--|-------------------------|----------|-------|----------|---|--------------------|-------|-----------|--|
| LAP | SECTOR 1 | | SECTOR 2 | | SECTOR 3 | | TOTAL LAP | | LAP | SECTOR 1 | | SECTOR 2 | | SECTOR 3 | | TOTAL LAP | |
| 1 | 50.214 | 109.1 | 30.822 | - | 38.688 | 184.9 | 1:59.724 | | 8 | 44.784 | 110.2 | 30.906 | - | 38.979 | 183.6 | 1:54.669 | |
| 2 | 44.253 | 111.1 | - | - | - | 182.7 | 1:53.739 | | 9 | 44.586 | 109.3 | 30.753 | - | 39.288 | 183.3 | 1:54.627 | |
| 3 | 43.885 | 116.6 | 30.649 | - | 38.878 | 183.0 | 1:53.412 | | 10 | 45.576 | 109.5 | 30.792 | - | 39.150 | 184.6 | 1:55.518 | |
| 4 | 44.251 | 107.5 | - | - | - | 183.3 | 1:53.932 | | 11 | 44.796 | 112.9 | 30.914 | - | 39.313 | 183.0 | 1:55.023 | |
| 5 | 44.538 | 110.8 | 30.526 | - | 39.012 | 183.6 | 1:54.076 | | 12 | 44.526 | 107.6 | 30.778 | - | 39.288 | 184.9 | 1:54.592 | |
| 6 | 44.516 | 114.6 | 30.639 | - | 39.030 | 182.4 | 1:54.185 | | 13 | 44.755 | 110.9 | 30.902 | - | 39.730 | 182.7 | 1:55.387 | |
| 7 | 44.644 | 112.7 | 30.619 | - | 39.181 | 183.3 | 1:54.444 | | 14 | 45.176 | 104.5 | 31.264 | - | 39.969 | 182.1 | 1:56.409 | |
| IDEAL LAP TIME: 1:53.099 | | | | | | | | | FASTEST LAP: 1:53.412 | | | | | DIFFERENCE: +0.313 | | | |



FIA WORLD TOURING CAR CHAMPIONSHIP RACE 2 - BEST SECTOR SPEEDS

| | INTERMEDIATE 1 | | | INTERMEDIATE 2 | | | FINISH LINE | | | | | |
|----|----------------|------------|-------|----------------|----|------|-------------|-----|----|------------|-------|-----|
| | NO | NAME | SPEED | LAP | NO | NAME | SPEED | LAP | NO | NAME | SPEED | LAP |
| 1 | 5 | MICHELISZ | 130.5 | 6 | | | | | 33 | MA | 188.8 | 2 |
| 2 | 4 | CORONEL | 129.6 | 2 | | | | | 37 | LOPEZ | 188.4 | 2 |
| 3 | 37 | LOPEZ | 126.1 | 9 | | | | | 5 | MICHELISZ | 187.1 | 10 |
| 4 | 33 | MA | 124.6 | 8 | | | | | 3 | CHILTON | 186.8 | 1 |
| 5 | 18 | MONTEIRO | 123.6 | 6 | | | | | 77 | MUNNICH | 186.5 | 3 |
| 6 | 2 | TARQUINI | 123.0 | 1 | | | | | 18 | MONTEIRO | 186.5 | 1 |
| 7 | 14 | KOZLOVSKIY | 122.3 | 3 | | | | | 2 | TARQUINI | 186.2 | 1 |
| 8 | 10 | MORBIDELLI | 121.3 | 3 | | | | | 25 | BENNANI | 185.8 | 10 |
| 9 | 25 | BENNANI | 120.6 | 11 | | | | | 7 | VALENTE | 185.5 | 12 |
| 10 | 11 | THOMPSON | 119.7 | 2 | | | | | 14 | KOZLOVSKIY | 185.5 | 2 |
| 11 | 7 | VALENTE | 117.8 | 7 | | | | | 10 | MORBIDELLI | 185.5 | 1 |
| 12 | 27 | FILIPPI | 117.8 | 2 | | | | | 1 | MULLER | 185.2 | 1 |
| 13 | 3 | CHILTON | 117.6 | 11 | | | | | 98 | BORKOVIC | 184.9 | 12 |
| 14 | 12 | HUFF | 117.4 | 3 | | | | | 4 | CORONEL | 184.9 | 1 |
| 15 | 9 | LOEB | 117.2 | 2 | | | | | 9 | LOEB | 184.9 | 1 |
| 16 | 98 | BORKOVIC | 116.6 | 3 | | | | | 11 | THOMPSON | 184.6 | 1 |
| 17 | 1 | MULLER | 113.9 | 2 | | | | | 12 | HUFF | 183.9 | 1 |
| 18 | 6 | ENGSTLER | 113.0 | 10 | | | | | 27 | FILIPPI | 175.6 | 1 |
| 19 | 77 | MUNNICH | 113.0 | 5 | | | | | 6 | ENGSTLER | 174.7 | 8 |
| 20 | 26 | DE SOUZA | 111.7 | 6 | | | | | 26 | DE SOUZA | 172.5 | 5 |



Weather/Track: Sun 24C / Dry 26C

www.mstworld.com



Shanghai International Circuit
Circuit Length: 4.603 km / 2.860 miles
Printed - 16:50 Sunday, 12 October 2014

FIA WORLD TOURING CAR CHAMPIONSHIP RACE 2 - BEST SECTOR TIMES

| | SECTOR 1 | | | SECTOR 2 | | | SECTOR 3 | | | IDEAL/BEST LAP COMPARISON | | | | | |
|----|----------|--------|-----|----------|--------|-----|----------|--------|-----|---------------------------|------------|----------|----------|-----|--------|
| | NO | TIME | LAP | NO | TIME | LAP | NO | TIME | LAP | NO | NAME | IDEAL | BEST | LAP | DIFF |
| 1 | 25 | 43.062 | 2 | 25 | 29.366 | 1 | 33 | 38.316 | 5 | 25 | BENNANI | 1:50.913 | 1:51.631 | 2 | +0.718 |
| 2 | 2 | 43.220 | 2 | 18 | 29.687 | 2 | 37 | 38.360 | 7 | 2 | TARQUINI | 1:51.316 | 1:51.316 | 2 | 0.000 |
| 3 | 33 | 43.613 | 3 | 2 | 29.720 | 2 | 2 | 38.376 | 2 | 18 | MONTEIRO | 1:51.910 | 1:51.916 | 2 | +0.006 |
| 4 | 3 | 43.722 | 8 | 3 | 29.799 | 3 | 18 | 38.462 | 5 | 3 | CHILTON | 1:52.015 | 1:52.576 | 2 | +0.561 |
| 5 | 9 | 43.722 | 2 | 1 | 29.941 | 2 | 25 | 38.485 | 1 | 33 | MA | 1:52.027 | 1:52.560 | 5 | +0.533 |
| 6 | 37 | 43.736 | 2 | 37 | 29.973 | 2 | 3 | 38.494 | 4 | 37 | LOPEZ | 1:52.069 | 1:52.406 | 2 | +0.337 |
| 7 | 1 | 43.737 | 2 | 5 | 30.016 | 2 | 7 | 38.552 | 2 | 1 | MULLER | 1:52.290 | | | |
| 8 | 7 | 43.754 | 2 | 33 | 30.098 | 2 | 1 | 38.612 | 1 | 5 | MICHELISZ | 1:52.470 | 1:52.921 | 4 | +0.451 |
| 9 | 18 | 43.761 | 2 | 11 | 30.152 | 3 | 5 | 38.673 | 9 | 7 | VALENTE | 1:52.504 | 1:52.504 | 2 | 0.000 |
| 10 | 5 | 43.781 | 3 | 9 | 30.156 | 2 | 98 | 38.688 | 1 | 9 | LOEB | 1:52.782 | 1:52.547 | 3 | -1.235 |
| 11 | 4 | 43.863 | 3 | 7 | 30.198 | 2 | 4 | 38.720 | 3 | 4 | CORONEL | 1:52.941 | 1:53.112 | 3 | +0.171 |
| 12 | 98 | 43.885 | 3 | 4 | 30.358 | 2 | 9 | 38.904 | 2 | 98 | BORKOVIC | 1:53.099 | 1:53.412 | 3 | +0.313 |
| 13 | 10 | 43.966 | 2 | 12 | 30.416 | 2 | 14 | 39.025 | 6 | 11 | THOMPSON | 1:53.403 | 1:53.638 | 4 | +0.235 |
| 14 | 12 | 44.028 | 2 | 98 | 30.526 | 5 | 77 | 39.035 | 1 | 12 | HUFF | 1:53.543 | 1:54.029 | 2 | +0.486 |
| 15 | 11 | 44.146 | 4 | 77 | 30.548 | 3 | 10 | 39.079 | 1 | 10 | MORBIDELLI | 1:53.600 | 1:53.854 | 2 | +0.254 |
| 16 | 14 | 44.594 | 4 | 10 | 30.555 | 2 | 12 | 39.099 | 1 | 14 | KOZLOVSKIY | 1:54.237 | 1:54.764 | 6 | +0.527 |
| 17 | 77 | 44.659 | 2 | 14 | 30.618 | 5 | 11 | 39.105 | 1 | 77 | MUNNICH | 1:54.242 | 1:55.078 | 4 | +0.836 |
| 18 | 6 | 45.171 | 2 | 6 | 31.012 | 2 | 27 | 40.176 | 1 | 6 | ENGSTLER | 1:56.368 | 1:56.599 | 2 | +0.231 |
| 19 | 27 | 46.099 | 4 | 27 | 31.219 | 2 | 6 | 40.185 | 1 | 27 | FILIPPI | 1:57.494 | 1:58.257 | 4 | +0.763 |
| 20 | 26 | 47.175 | 2 | 26 | 32.517 | 4 | 26 | 41.503 | 1 | 26 | DE SOUZA | 2:01.195 | 2:01.638 | 4 | +0.443 |

'Perfect Lap' - 1:50.744



Weather/Track: Sun 24C / Dry 26C

www.mstworld.com



Shanghai International Circuit
Circuit Length: 4.603 km / 2.860 miles
Printed - 16:51 Sunday, 12 October 2014

FIA WORLD TOURING CAR CHAMPIONSHIP RACE 2 - RACE HISTORY CHART

| LAP 1 | | | LAP 2 | | | LAP 3 | | | LAP 4 | | | LAP 5 | | |
|-------|--------|----------|-------|--------|------------|-------|--------|----------|-------|--------|----------|-------|--------|------------|
| NO | BEHIND | LAP TIME | NO | BEHIND | LAP TIME | NO | BEHIND | LAP TIME | NO | BEHIND | LAP TIME | NO | BEHIND | LAP TIME |
| 25 | | 1:53.338 | 25 | | 1:51.631 | 25 | | 1:51.995 | 25 | | 1:52.174 | 25 | | 1:52.603 |
| 2 | 2.163 | 1:55.501 | 2 | 1.848 | 1:51.316 | 2 | 1.731 | 1:51.878 | 2 | 1.798 | 1:52.241 | 18 | 4.247 | 1:52.756 |
| 18 | 2.916 | 1:56.254 | 18 | 3.201 | 1:51.916 | 18 | 3.841 | 1:52.635 | 18 | 4.094 | 1:52.427 | 37 | 8.645 | 1:54.117 |
| 7 | 3.365 | 1:56.703 | 7 | 4.238 | 1:52.504 | 7 | 5.495 | 1:53.252 | 7 | 6.911 | 1:53.590 | 7 | 9.266 | 1:54.958 |
| 1 | 3.826 | 1:57.164 | 9 | 5.347 | 1:52.782 | 9 | 5.899 | 1:52.547 | 37 | 7.131 | 1:52.824 | 9 | 9.525 | 1:54.704 |
| 9 | 4.196 | 1:57.534 | 37 | 5.655 | 1:52.406 | 37 | 6.481 | 1:52.821 | 9 | 7.424 | 1:53.699 | 5 | 9.660 | 1:53.744 |
| 37 | 4.880 | 1:58.218 | 5 | 6.452 | 1:53.157 | 5 | 7.772 | 1:53.315 | 5 | 8.519 | 1:52.921 | 33 | 10.048 | 1:52.560 |
| 5 | 4.926 | 1:58.264 | 33 | 6.811 | 1:53.017 | 33 | 8.125 | 1:53.309 | 33 | 10.091 | 1:54.140 | 4 | 11.928 | 1:53.826 |
| 33 | 5.425 | 1:58.763 | 4 | 8.027 | 1:53.900 | 4 | 9.144 | 1:53.112 | 4 | 10.705 | 1:53.735 | 98 | 13.142 | 1:54.076 |
| 4 | 5.758 | 1:59.096 | 98 | 8.494 | 1:53.739 | 98 | 9.911 | 1:53.412 | 98 | 11.669 | 1:53.932 | 11 | 16.836 | 1:53.970 |
| 98 | 6.386 | 1:59.724 | 12 | 9.424 | 1:54.029 | 12 | 11.774 | 1:54.345 | 12 | 14.236 | 1:54.636 | 3 | 17.913 | 1:53.550 |
| 12 | 7.026 | 2:00.364 | 10 | 9.696 | 1:53.854 | 10 | 12.230 | 1:54.529 | 10 | 14.707 | 1:54.651 | 10 | 18.506 | 1:56.402 |
| 10 | 7.473 | 2:00.811 | 11 | 12.242 | 1:55.526 | 11 | 14.005 | 1:53.758 | 11 | 15.469 | 1:53.638 | 14 | 20.978 | 1:54.870 |
| 14 | 8.053 | 2:01.391 | 14 | 12.426 | 1:56.004 | 14 | 15.513 | 1:55.082 | 3 | 16.966 | 1:53.382 | 77 | 25.184 | 1:58.496 |
| 11 | 8.347 | 2:01.685 | 77 | 12.955 | 1:55.513 | 3 | 15.758 | 1:53.412 | 14 | 18.711 | 1:55.372 | 2 | 28.516 | 2:19.321 P |
| 77 | 9.073 | 2:02.411 | 3 | 14.341 | 1:52.576 | 77 | 16.387 | 1:55.427 | 77 | 19.291 | 1:55.078 | 6 | 31.768 | 1:57.789 |
| 6 | 11.233 | 2:04.571 | 6 | 16.201 | 1:56.599 | 6 | 21.031 | 1:56.825 | 6 | 26.582 | 1:57.725 | 27 | 41.369 | 1:58.896 |
| 27 | 11.893 | 2:05.231 | 27 | 21.792 | 2:01.530 | 27 | 28.993 | 1:59.196 | 27 | 35.076 | 1:58.257 | 26 | 54.404 | 2:01.933 |
| 3 | 13.396 | 2:06.734 | 1 | 23.303 | 2:11.108 P | 26 | 35.610 | 2:01.925 | 26 | 45.074 | 2:01.638 | | | |
| 26 | 15.514 | 2:08.852 | 26 | 25.680 | 2:01.797 | | | | | | | | | |



Weather/Track: Sun 24C / Dry 26C

Page 1 of 3

www.mstworld.com



Shanghai International Circuit

Circuit Length: 4.603 km / 2.860 miles

Printed - 16:50 Sunday, 12 October 2014

FIA WORLD TOURING CAR CHAMPIONSHIP RACE 2 - RACE HISTORY CHART

| LAP 6 | | | LAP 7 | | | LAP 8 | | | LAP 9 | | | LAP 10 | | |
|-------|----------|------------|-------|----------|----------|-------|----------|----------|-------|----------|----------|--------|----------|------------|
| NO | BEHIND | LAP TIME | NO | BEHIND | LAP TIME | NO | BEHIND | LAP TIME | NO | BEHIND | LAP TIME | NO | BEHIND | LAP TIME |
| 25 | | 1:52.641 | 25 | | 1:52.761 | 25 | | 1:53.609 | 25 | | 1:53.198 | 25 | | 1:53.029 |
| 18 | 4.235 | 1:52.629 | 18 | 4.165 | 1:52.691 | 18 | 3.826 | 1:53.270 | 18 | 3.507 | 1:52.879 | 18 | 3.366 | 1:52.888 |
| 37 | 8.925 | 1:52.921 | 37 | 8.572 | 1:52.408 | 37 | 7.731 | 1:52.768 | 37 | 7.229 | 1:52.696 | 37 | 6.799 | 1:52.599 |
| 7 | 10.720 | 1:54.095 | 9 | 11.882 | 1:53.552 | 9 | 11.312 | 1:53.039 | 9 | 11.271 | 1:53.157 | 9 | 11.445 | 1:53.203 |
| 9 | 11.091 | 1:54.207 | 7 | 12.501 | 1:54.542 | 5 | 12.836 | 1:53.709 | 5 | 12.682 | 1:53.044 | 5 | 13.133 | 1:53.480 |
| 5 | 11.289 | 1:54.270 | 5 | 12.736 | 1:54.208 | 7 | 14.179 | 1:55.287 | 33 | 14.729 | 1:53.373 | 33 | 16.291 | 1:54.591 |
| 33 | 11.550 | 1:54.143 | 33 | 14.968 | 1:56.179 | 33 | 14.554 | 1:53.195 | 7 | 15.372 | 1:54.391 | 4 | 18.607 | 1:54.726 |
| 4 | 13.271 | 1:53.984 | 4 | 15.199 | 1:54.689 | 4 | 15.789 | 1:54.199 | 4 | 16.910 | 1:54.319 | 7 | 19.177 | 1:56.834 |
| 98 | 14.686 | 1:54.185 | 98 | 16.369 | 1:54.444 | 98 | 17.429 | 1:54.669 | 98 | 18.858 | 1:54.627 | 3 | 20.005 | 1:53.879 |
| 3 | 18.642 | 1:53.370 | 3 | 19.356 | 1:53.475 | 3 | 18.491 | 1:52.744 | 3 | 19.155 | 1:53.862 | 98 | 21.347 | 1:55.518 |
| 11 | 19.190 | 1:54.995 | 11 | 20.601 | 1:54.172 | 11 | 20.878 | 1:53.886 | 11 | 21.752 | 1:54.072 | 11 | 22.609 | 1:53.886 |
| 10 | 20.871 | 1:55.006 | 10 | 23.413 | 1:55.303 | 10 | 25.308 | 1:55.504 | 10 | 27.266 | 1:55.156 | 14 | 30.298 | 1:54.977 |
| 14 | 23.101 | 1:54.764 | 14 | 25.150 | 1:54.810 | 14 | 26.534 | 1:54.993 | 14 | 28.350 | 1:55.014 | 10 | 36.131 | 2:01.894 P |
| 6 | 37.156 | 1:58.029 | 6 | 42.240 | 1:57.845 | 6 | 46.149 | 1:57.518 | 6 | 50.634 | 1:57.683 | 6 | 55.192 | 1:57.587 |
| 77 | 40.258 | 2:07.715 P | 27 | 55.686 | 2:00.731 | 27 | 1:01.030 | 1:58.953 | 27 | 1:06.795 | 1:58.963 | 27 | 1:12.994 | 1:59.228 |
| 27 | 47.716 | 1:58.988 | 26 | 1:13.174 | 2:02.197 | 26 | 1:21.873 | 2:02.308 | 26 | 1:31.667 | 2:02.992 | 26 | 1:41.424 | 2:02.786 |
| 26 | 1:03.738 | 2:01.975 | | | | | | | | | | | | |



Weather/Track: Sun 24C / Dry 26C

Page 2 of 3

www.mstworld.com



Shanghai International Circuit

Circuit Length: 4.603 km / 2.860 miles

Printed - 16:50 Sunday, 12 October 2014

FIA WORLD TOURING CAR CHAMPIONSHIP RACE 2 - RACE HISTORY CHART

| LAP 11 | | | LAP 12 | | | LAP 13 | | | LAP 14 | | |
|--------|----------|----------|--------|----------|----------|--------|----------|----------|--------|----------|----------|
| NO | BEHIND | LAP TIME | NO | BEHIND | LAP TIME | NO | BEHIND | LAP TIME | NO | BEHIND | LAP TIME |
| 25 | | 1:54.097 | 25 | | 1:53.269 | 25 | | 1:53.552 | 25 | | 1:53.985 |
| 18 | 2.542 | 1:53.273 | 18 | 2.938 | 1:53.665 | 18 | 2.893 | 1:53.507 | 18 | 2.590 | 1:53.682 |
| 37 | 5.693 | 1:52.991 | 37 | 5.686 | 1:53.262 | 37 | 4.895 | 1:52.761 | 37 | 4.041 | 1:53.131 |
| 9 | 10.651 | 1:53.303 | 9 | 10.612 | 1:53.230 | 9 | 10.982 | 1:53.922 | 9 | 11.238 | 1:54.241 |
| 5 | 12.512 | 1:53.476 | 5 | 13.035 | 1:53.792 | 5 | 13.622 | 1:54.139 | 5 | 13.976 | 1:54.339 |
| 33 | 15.382 | 1:53.188 | 33 | 15.194 | 1:53.081 | 33 | 14.582 | 1:52.940 | 33 | 14.416 | 1:53.819 |
| 4 | 18.493 | 1:53.983 | 4 | 19.518 | 1:54.294 | 4 | 20.608 | 1:54.642 | 4 | 21.725 | 1:55.102 |
| 7 | 19.784 | 1:54.704 | 7 | 21.150 | 1:54.635 | 3 | 22.707 | 1:54.773 | 3 | 22.933 | 1:54.211 |
| 3 | 20.265 | 1:54.357 | 3 | 21.486 | 1:54.490 | 7 | 25.210 | 1:57.612 | 7 | 27.276 | 1:56.051 |
| 98 | 22.273 | 1:55.023 | 98 | 23.596 | 1:54.592 | 98 | 25.431 | 1:55.387 | 98 | 27.855 | 1:56.409 |
| 11 | 23.034 | 1:54.522 | 11 | 24.417 | 1:54.652 | 11 | 25.689 | 1:54.824 | 11 | 28.028 | 1:56.324 |
| 14 | 32.069 | 1:55.868 | 14 | 35.322 | 1:56.522 | 26 | 1 Lap | 2:26.934 | 14 | 39.940 | 1:55.869 |
| 10 | 56.936 | 2:14.902 | 10 | 59.978 | 1:56.311 | 14 | 38.056 | 1:56.286 | 26 | 1 Lap | 2:16.448 |
| 6 | 58.847 | 1:57.752 | 6 | 1:03.384 | 1:57.806 | 10 | 1:03.039 | 1:56.613 | 10 | 1:06.588 | 1:57.534 |
| 27 | 1:18.379 | 1:59.482 | 27 | 1:24.453 | 1:59.343 | 6 | 1:07.527 | 1:57.695 | 6 | 1:11.237 | 1:57.695 |
| 26 | 1:51.622 | 2:04.295 | | | | 27 | 1:30.300 | 1:59.399 | 27 | 1:35.752 | 1:59.437 |



Weather/Track: Sun 24C / Dry 26C

Page 3 of 3

www.mstworld.com



Shanghai International Circuit
Circuit Length: 4.603 km / 2.860 miles
Printed - 16:50 Sunday, 12 October 2014

FIA WORLD TOURING CAR CHAMPIONSHIP EVENT FASTEST LAPS

| | NO | DRIVER | TESTING | FP 1 | FP 2 | Q1 | Q2 | Q3 | RACE 1 | RACE 2 | GAP |
|----|----|--------------------|----------|----------|----------|----------|----------|----------|----------|----------|-------|
| 1 | 37 | Jose Maria LOPEZ | 1:50.396 | 1:51.326 | 1:51.499 | 1:49.546 | 1:49.418 | 1:48.782 | 1:50.889 | 1:52.406 | |
| 2 | 33 | MA Qing Hua | 1:51.131 | 1:51.588 | 1:51.032 | 1:49.313 | 1:49.436 | 1:48.898 | 1:50.833 | 1:52.560 | 0.116 |
| 3 | 1 | Yvan MULLER | 1:50.595 | 1:51.060 | 1:51.662 | 1:49.514 | 1:49.299 | 1:49.424 | 1:51.458 | | 0.517 |
| 4 | 9 | Sebastien LOEB | 1:50.901 | 1:51.771 | 1:51.541 | 1:49.875 | 1:49.579 | 1:49.830 | 1:52.039 | 1:52.547 | 0.797 |
| 5 | 5 | Norbert MICHELISZ | 1:50.750 | 1:51.885 | 1:51.695 | 1:50.312 | 1:49.848 | 1:49.681 | 1:52.372 | 1:52.921 | 0.899 |
| 6 | 18 | Tiago MONTEIRO | 1:51.544 | 1:51.627 | 1:52.096 | 1:50.657 | 1:50.178 | | 1:52.756 | 1:51.916 | 1.396 |
| 7 | 2 | Gabriele TARQUINI | 1:51.097 | 1:51.273 | 1:51.842 | 1:50.266 | 1:50.229 | | 1:52.355 | 1:51.316 | 1.447 |
| 8 | 3 | Tom CHILTON | 1:52.433 | 1:51.790 | 1:52.685 | 1:50.229 | 1:50.351 | | 1:52.298 | 1:52.576 | 1.447 |
| 9 | 7 | Hugo VALENTE | 1:51.978 | 1:52.864 | 1:51.796 | 1:51.300 | 1:50.406 | | 1:53.152 | 1:52.504 | 1.624 |
| 10 | 25 | Mehdi BENNANI | 1:51.354 | 1:52.610 | 1:51.618 | 1:50.782 | 1:50.528 | | 1:53.318 | 1:51.631 | 1.746 |
| 11 | 4 | Tom CORONEL | 1:53.329 | 1:52.403 | 1:52.245 | 1:50.694 | 1:50.548 | | 1:52.881 | 1:53.112 | 1.766 |
| 12 | 98 | Dusan BORKOVIC | | 1:53.146 | 1:51.812 | 1:50.867 | 1:51.665 | | 1:53.402 | 1:53.412 | 2.085 |
| 13 | 10 | Gianni MORBIDELLI | 1:53.006 | 1:53.736 | 1:53.248 | 1:51.655 | | | 1:53.883 | 1:53.854 | 2.873 |
| 14 | 11 | James THOMPSON | 1:52.514 | 1:54.526 | 1:53.000 | 1:51.662 | | | | 1:53.638 | 2.880 |
| 15 | 12 | Rob HUFF | 1:52.516 | 1:53.900 | 1:53.931 | 1:51.781 | | | 1:53.675 | 1:54.029 | 2.999 |
| 16 | 14 | Mikhail KOZLOVSKIY | 1:52.990 | 1:53.998 | 1:54.933 | 1:51.953 | | | 1:53.964 | 1:54.764 | 3.171 |
| 17 | 77 | Rene MUNNICH | 1:56.758 | 1:53.778 | 1:53.545 | 1:52.393 | | | 1:54.086 | 1:55.078 | 3.611 |
| 18 | 6 | Franz ENGSTLER | 1:57.904 | 1:56.804 | 1:56.114 | 1:55.315 | | | 1:57.354 | 1:56.599 | 6.533 |
| 19 | 27 | John FILIPPI | 1:58.805 | 1:58.043 | 1:56.826 | 1:56.753 | | | 1:58.170 | 1:58.257 | 7.971 |
| 20 | 38 | William LOK | 2:03.601 | 2:01.481 | 2:00.416 | 1:58.664 | | | 1:59.943 | | 9.882 |
| 21 | 26 | Filipe DE SOUZA | 2:03.545 | 2:00.464 | 2:00.462 | 1:58.719 | | | 2:00.979 | 2:01.638 | 9.937 |



Weather/Track: Sun 24C / Dry 26C
www.mstworld.com



Shanghai International Circuit
Circuit Length: 4.603 km / 2.860 miles
Printed - 18:41 Sunday, 12 October 2014