

WARNING

Many rides at Kings Dominion are dynamic and thrilling. There are inherent risks in riding any amusement ride. For your protection, each ride is rated for its special features, such as high speeds, steep drops, sharp turns, or other dynamic forces. If you choose to ride, you accept all of these risks. Restrictions for guests of extreme size (height or weight) are posted at certain rides. Guests with disabilities should refer to our Ride Admission Policy available at Guest Services. Participate responsibly. You should be in good health to ride safely. You know your physical conditions and limitations, Kings Dominion does not. If you suspect your health could be at risk for any reason, or you could aggravate a pre-existing condition of any kind, DO NOT RIDE!

All passenger restraint systems, including lap bars, shoulder harnesses and seat belts, must be positioned, fastened and tightened properly to allow guests to ride.

Information in this guide is subject to change.

Kings Dominion

P.O. Box 2000 • Doswell, Virginia 23047-2000
804-876-5000

www.KingsDominion.com

Cedar Fair Entertainment Company® © 2016 Cedar Fair, L.P.
© Peanuts Worldwide LLC, Peanuts.com ©2016 Dale Earnhardt, Inc.
Intimidator® 305 takes its name from Dale Earnhardt, "the Intimidator."



2016 Guest Assistance Guide

Welcome to Kings Dominion!

We are glad you are here! At Kings Dominion we are proud to have earned one of the best safety records in the industry. We are committed to providing our guests with a safe environment and we want our guests to have a safe and enjoyable day. We are continually striving to improve our facilities. If you have a suggestion for an improvement or have questions not answered in this brochure, please stop at Guest Services.

Many amusement park rides incorporate safety systems designed by the manufacturer to accommodate people of average physical stature and body proportion. These safety systems may place restrictions on the ability of an individual to safely experience the ride. Extremely large or small individuals, guests who have a history of heart, back or neck trouble, pregnant women, people who have had recent surgery, or people with casts, braces, restrictive devices or disabilities may not be safely accommodated by these systems. For example, height requirements are based on the size needed for the safety restraints to function properly and the level of maturity usually associated with a certain height.

Kings Dominion's Ride Admission Policy has been developed in consultation with industry experts, based on the recommendations of the manufacturer, our past experience and our evaluation of each ride using our knowledge of the ride in both normal and emergency operating conditions. Our prime consideration is the ability of each person to endure the dynamics of a ride without risk of injury to that person or other riders.

If you feel that you or a member of your party may be affected by this policy, you are encouraged to visit Guest Services or First Aid to obtain a list of rides you can safely ride. Your Rider Access Form will provide information for our ride operators to help accommodate you.

Please Ride Safely

As a rider, you are responsible for your own safety. Please read this guide and all instructional signage before riding. Listen to and follow all operator instructions. Any person who intentionally removes a safety restraint, violates a park safety policy, or appears to be under the influence of alcohol or chemical intoxicants will be removed from the park without refund. **FOR YOUR SAFETY, DO NOT ENTER UNAUTHORIZED AREAS TO RETRIEVE LOST ARTICLES.** You may be seriously injured if you enter an unauthorized area.






Before riding, please note all safety warnings for each ride. In general:

- Face forward and remain seated in an upright position with your back and shoulders against the seat back and hold on until the ride comes to a complete stop.
- All passenger restraint systems, including lap bars, shoulder harnesses, and seat belts, must be positioned, fastened, and tightened at all times.
- Secure loose items (glasses, hats, wallets, keys, etc) or leave them with a non-rider.
- No picture taking or cell phone usage while riding.
- You are responsible for your personal property.
- Keep all of your body inside the ride unit at all times.
- Shirt, shoes, and shorts/pants are required on all amusement park rides.
- Finish food and drink before boarding.
- Smoking, including e-cigarettes, is only permitted in designated smoking areas.

















Ride Rating System

A Ride Rating Program has been designed which provides a scale for rating the thrill factor of each ride. The intent is to provide a scale to guide Park guests in determining which attractions to ride based on their own experience level, physical condition, and abilities.

Each ride/attraction is placed into one of five categories; (see page 28 for the Waterpark Ride Rating System)

CATEGORY	DESCRIPTION
Low Thrill Rides	 Rides that are generally calm and gentle in nature.
Mild Thrill Rides	 Rides that generally have low speeds with gentle motion and braking. Rides have smooth transitions with some changes in elevation and speed.
Moderate Thrill Rides	 Rides that generally have low to medium speeds and/or heights with moderate motion and braking. Riders may encounter unexpected changes in direction and/or speed during portions of the ride.
High Thrill Rides	 Rides that generally have medium to high speeds and/or heights with moderate to rapid braking. Riders may encounter unexpected changes in speed, direction and/or elevation.
Aggressive Thrill Rides	 Rides that generally have one or more of the following: high speeds and/or heights, aggressive and unexpected forces, and rapid directional or elevation change. Riders will encounter many unexpected rapid changes in speed, direction and/or elevation.

Key To Symbols These symbols along with the ride ratings are used to define our rides on the following pages.

 Ambulatory	 Prohibited for guests with neck trouble	 Maximum Speed of Ride	 Must be at least this height to ride.
 Accommodates Wheelchair	 Prohibited for pregnant women	 Must be accompanied by supervising companion, of proper height to ride	 Cannot be any taller than this to ride/participate
 Transferable	 Prohibited for guests who have had recent surgery	 Must be accompanied by a child to ride/participate	 Maximum Height of Ride
 Prohibited for guests with back trouble	 Prohibited for guests with heart trouble or high blood pressure	 Lifejacket is required	 Maximum Water Depth

Before You Ride

Virginia State Law requires all riders to obey all warnings and directions and behave in a manner that will not cause or contribute to injuring themselves or others. Riders shall report all injuries before leaving.

As a rider, you are responsible for your own safety. Please read this guide and all instructional signage before riding. A Safety Guide sign is posted at every ride entrance and most ride exits. These signs provide height requirements, health restrictions, ride ratings, ride accessibility, and special instructions regarding the ride. Please review these signs prior to accessing the ride and ensure to follow all instructions provided. Additionally, listen to and follow all directions given by the operators. Any person who intentionally removes a safety restraint, violates a park safety policy, or appears to be under the influence of alcohol or chemical intoxicants will be removed from the park without refund.

In general, all riders should be in good health and free from any conditions known or unknown that might be aggravated by riding. If you have any doubt about your ability to safely experience a ride, we urge you to consult with our staff at Guest Services or First Aid. Remember, if you suspect your health could be at risk for any reason, or you could aggravate a pre-existing condition of any kind, **DO NOT RIDE**.

While all amusement attractions have associated risks, certain individuals are at increased risk for injury from these attractions. Carefully evaluate each attraction to determine if you or members of your party can safely participate. We reserve the right to deny access to a ride to anyone we feel may not be able to safely experience the ride or may be a hazard to other riders.

Generally, guests must have the ability to brace themselves upright in the seat and support their head and neck during the ride movements. Riders using wheelchairs will have to transfer from their wheelchair to the ride unit by themselves or assisted by a member of their party in order to be able to ride. You should plan your visit with someone who can physically help you when necessary.

Alternate Access Entrances & Attraction Boarding Passes

Kings Dominion's Ride Admission Policy and Alternate Access Entrances are designed to help you safely experience our facilities and provide equal access to all guests.

The safety of guests and employees are our #1 priority at Kings Dominion. Safety is a shared partnership between the park and our guests. Not everyone can safely enjoy every ride. Guests are asked to review and carefully consider the ride restrictions using good judgment. However, we reserve the right to make the final decision regarding the eligibility of a rider based on a person's size, weight, willingness to ride, or other limitations. Please refer to your individual Rider Access Form for rides that will safely accommodate you.

If you require the use of an Alternate Access Entrance, please visit Guest Services or First Aid to obtain a Rider Access Form, Boarding Pass, and Guest Assistance Guide. The Guest Assistance Guide explains the ride entry guidelines and procedures and provides specific information related to each attraction. Alternate Access Entrances are intended to accommodate guests with mobility restrictions or Autism Spectrum Disorder (ASD) and not to bypass others waiting in line. This service is available for a guest with restricted mobility or ASD and up to three companions.

To provide equal access for all guests, we have developed a Boarding Pass Program which allows guests with mobility restrictions or ASD to access rides at specified times via the Alternate Access Entrance (usually a ride's exit) in order to avoid crowds and waiting in the regular lines. Guests who are in possession of a Boarding Pass will obtain a boarding or "ride" time on the Boarding Pass that is equal to the anticipated wait time for a particular ride from the ride associate at the Alternate Access Entrance (usually a ride's exit). Guests can then choose to rest comfortably away from the queue area, visit a shop, see a show, or play a game until their boarding time.

Information on where guests access the ride is posted on each Ride's Rider Safety Sign. All guests, regardless of point of access, are required to meet all riding requirements for the ride, including height and medical restrictions in order to ride/participate.

Here's How It Works

- The guest with a mobility impairment or ASD should visit Guest Services or First Aid upon his/her arrival at the park to express his/her inability to wait in the regular line. Some questions are asked to ensure that the rider has the required physical criteria in order to safely experience rides, and a Boarding Pass is issued for the guest in question and up to 3 riding companions.
- In addition to a Boarding Pass, the guest with a mobility impairment or ASD will receive a "Rider Access Form" that lists the rides that the guest with a disability can safely enjoy.
- The rider (or a member of their party) obtains a boarding time from the ride associate at the Alternate Access Entrance, equivalent to the length of the ride line. The rider can then wait comfortably away from the queue area.
- The guest listed on the Boarding Pass must be present as a rider when a Boarding Pass is being utilized.
- Guests may not accumulate more than one boarding time at a time.
- Due to the nature of the attractions in Soak City, Alternate Access and Boarding Passes are only available at the Lazy Rider via the exit. Boarding Passes, however, are required for Halloween Haunt Mazes if the Maze has a line.

Access Symbols

The symbols below indicate boarding procedures for each ride and are defined below.



This symbol is used to identify rides where guests may remain in or use a wheelchair. These rides include Big Wave Bay, Eiffel Tower, Lil' Barefoot Beach (ground level), Splash Island (ground level), Soak City Splash House (ground level), and Tidal Wave Bay.



Rides using this symbol can accommodate guests who are able to transfer from the wheelchair to the ride unit by themselves or assisted by a member of their party. Guest must be accompanied by a companion who can assist with transfer, as Kings Dominion associates are not permitted to physically assist guests with transferring from their wheelchairs.



This symbol is used to identify rides where guests must be able to walk independently or be assisted by a member of their party. A wheelchair may be left in a designated position on or near the ride platform.

Height Requirements

Supervise children at all times. Your child may be "officially" measured at one of the Height Check stations on International Street or at any ride of the appropriate height level. The measured guest will be given a wristband to indicate their height range. Wristbands are not required to ride. They are intended to make your wait in line shorter by streamlining the rider height measurement process.

For the safety of your child, a standard play shoe which does not contribute excessively to the child's height is required. For example, a child is not permitted to wear platform shoes to help meet a height requirement. Kings Dominion reserves the right to ask that shoes be removed to ensure that a child's height is not being artificially enhanced or manipulated. In Soak City height measurements are taken in bare feet.

In Soak City height measurements are taken in bare feet. There is a separate height wristband system for Soak City.

Supervising Companion

Many of our rides have height requirements that allow a guest under that requirement to ride as long as they are accompanied by a supervising companion. A supervising companion is someone who meets all the requirements to ride the ride themselves, is 14 years of age or older, and demonstrates appropriate observed behavior. Supervising companions are responsible for helping guests during the loading/unloading process, assisting the guests with maintaining a seated posture throughout the ride, ensuring the guests follow all riding instructions and procedures, and assisting guests down stairs, catwalks, or ladders in case of an evacuation.

Hand-Held Infants

Hand-held infants are children who are unable to independently walk or maintain seated postural control and will only be able to ride the following rides with a supervising companion: Carousel (in a chariot), Eiffel Tower, Big Wave Bay (water depth may be restricted), Lazy Rider, and Tidal Wave Bay (water depth may be restricted). Hand-held infants and their supervising companion may also enjoy Lil' Barefoot Beach, Splash Island, and Soak City Splash House but may not participate on the elevated sections of the attractions.

Guests of a Larger Size

All passenger restraint systems, including lap bars, shoulder harnesses, and seat belts must be positioned and fastened properly to allow guests to ride. Due to rider restraint system requirements, guests of a larger size may not be accommodated on some of our rides. This may apply, but not be limited to, guests who exceed 6'2" in height, those who exceed 225 pounds, have a 46" waistline, or 52" chest.

Our larger guests may experience difficulty on Anaconda, Backlot Stunt Coaster, Delirium, Intimidator® 305, Dominator, Drop Tower, Flight of Fear, Great Pumpkin Coaster, Grizzly, Hurler, Flying Ace, Rebel Yell, Ricochet, Woodstock™ Express, The Crypt and Volcano, the Blast Coaster.

Maximum weight limits are posted in this guide and at Americana, Aqua Blast, Backlot Stunt Coaster, Bad Apple Boo Blasters on Boo Hill, Charlie Brown's™ Wind-Up, Delirium, Flying Ace™, Flying Ace™ Balloon Race, Linus™ Launcher, Paradise Plunge, Pipeline Peak, Scrambler, Snoopy's™ Junction, Snoopy's™ Rocket Express, Snoopy's™ Space Buggies, Soak City Splash House Slides, Thunder Falls, Tornado, Wave Swinger, WindSeeker, Woodstock™ Whirlybirds, Xtreme SkyFlyer, and Zoom Flume.

If you are concerned whether or not you can be accommodated safely on a ride, you may enter the ride via the exit for an evaluation to ensure the restraints function properly prior to waiting in line. The rest of your party may wait for you outside the exit. Test seats are also located at the entrance to Delirium, Dominator, Drop Tower, Volcano, the Blast Coaster, Intimidator® 305 and The Crypt.

Magnetic Fields On Rides

Magnetics are used at the following attractions: Backlot Stunt Coaster, Drop Tower, Flight of Fear, Intimidator® 305 and Volcano, the Blast Coaster. Guests with medical devices sensitive to magnetic fields (pacemakers, hearing aids, etc.), should consider these factors when deciding to ride.

Health Restrictions



Each ride is evaluated against 5 primary health restrictions. These restrictions are:

- Recent Surgery
- Heart Trouble/High Blood Pressure
- Neck Trouble
- Back Trouble
- Pregnancy

Guests with a history of recent surgery, heart trouble, high blood pressure, neck trouble, back trouble, or any other condition that may be aggravated by riding, or who are pregnant, should carefully heed all warning signs at each ride entrance. If you are in doubt about your ability to safely experience a ride or would like more rider information, please review the information for each attraction in this Guest Assistance Guide or review the Safety Guides posted at each ride entrance and exit.

Pregnancy

Pregnant women are prohibited from riding all rides with the exception of Americana, Big Wave Bay, Carousel, Eiffel Tower, Lazy Rider, Tidal Wave Bay, and Lil' Barefoot Beach and Splash Island (while chaperoning a child).

Riding Attire

Rides in the amusement park require proper riding attire including shirts and shoes. Shirts and shoes are required in queues and all park pathways at all times. Swimwear is not permitted on rides outside of Soak City and must be sufficiently covered while in the amusement park. For your safety, loose clothing (including scarves and other free-flowing clothing), must be significantly secured or removed to prevent any interference with the ride restraint system.

Loose fitting shoes may be removed before riding Charlie Brown's™ Wind-Up, Delirium, Dominator, The Crypt, Drop Tower, Flying Ace, Volcano, and Wave Swinger and WindSeeker. Shoes are not allowed inside Snoopy's™ Moon Bounce.

Strobe Lighting / Photosensitivity

Many attractions utilize special effects including strobe lighting and specialty ride lights that may impact guests with certain medical conditions. Attractions utilizing these effects include; Backlot Stunt Coaster, Boo Blasters on Boo Hill, Dominator, Flight of Fear, Great Pumpkin Coaster, Intimidator® 305, Ricochet, Shenandoah Lumber Company, Volcano, the Blast Coaster, WindSeeker, and Woodstock™ Express. Additionally, during Halloween Haunt, these types of lights are used in scare zones and mazes.

Guests Using Wheelchairs

On almost all rides, guests will need to leave their wheelchairs to be seated. In most cases you can leave your wheelchair on the ride platform or walkway near the ride. Almost every ride is wheelchair accessible. Wheelchair lifts are available at the Grizzly, Hurler, Snoopy's™ Rocket Express, and Woodstock™ Express to transport a guest in a wheelchair to our 2nd story ride platforms. Please use the doorbell at base of lift to request service. A standard elevator is available for self service at Dominator. Please ask an employee at each location for assistance.

Transfer Devices

Transfer devices, when requested, can be used to assist a rider out of a wheelchair and into a ride unit. The following rides are equipped with a transfer device: Avalanche, Grizzly, Hurler, Rebel Yell, Ricochet, Snoopy's™ Rocket Express, and Woodstock™ Express. Additionally at the Lazy Rider there is a chair lift to assist a rider out of their wheelchair and into the water. Please see an employee at each ride for assistance.

Evacuations

Evacuations may be required due to such causes as a mechanical problem, weather conditions, or a power interruption. If an evacuation is required, guests may need to maneuver across catwalks, from the highest point of the ride, and down steeply inclined catwalks or steps. Ride units may also stop at the top of lifts or on the ride course due to mechanical reasons. Remain seated until given instructions. In Soak City, guests may be asked to evacuate pools as quickly as possible using stairs or ladders.

If an evacuation from a ride/attraction is required, for safety reasons, we may evacuate ambulatory guests prior to evacuating those guests using wheelchairs. If so, you accept any risk due to delayed evacuation of if we need to physically lift or lower you.

Articles



Most rides cannot accommodate loose articles including cell phones, pagers, hats, cameras, stuffed animals, purses, backpacks, umbrellas, beverage containers, personal entertainment devices, etc. Items must be safely secured in cargo pockets, a waist pack, in a bin on the ride platform, left in a locker or left with a non-rider. Kings Dominion is not responsible for lost, stolen, or damaged items.

Extra or bulking clothing, backpacks, and anything else that could potentially be between the rider and the restraint will not be allowed. The restraint mechanism must be secured snug against the rider's body

For safety reasons, using a cell phone, taking pictures, videotaping and filming on most rides is prohibited. Your hands must be free to hold on during the ride; therefore nothing can be in your hands while riding. Additionally, hats are not allowed on most rides.

Hearing devices or any other electronic devices may be damaged by water. Please take the necessary steps to protect such items. Additionally, hats are not allowed on most rides.

Lost Articles

Operators cannot be responsible for items lost, stolen, or damaged while riding. Should you lose an article on a ride, please see a ride attendant for assistance. We will search for the article as soon as is practical, but in order to keep the ride in operation an immediate search may not be possible. For your safety, do not enter unauthorized areas. **FOR YOUR SAFETY, DO NOT ENTER UNAUTHORIZED AREAS TO RETRIEVE LOST ARTICLES.** You may be seriously injured if you enter an unauthorized area.

Oxygen Tanks

Due to the dynamic nature of rides, oxygen tanks are generally not permitted on most rides. Guests can ride the Carousel in a chariot and the Eiffel Tower. Guests with smaller oxygen tanks which are secured to the rider may also ride Blue Ridge Tollway, Boo Blasters on Boo Hill, and Snoopy's™ Junction.

Prosthetics

Guests with any type of prosthesis should not ride unless they can ensure the device is properly secured and will remain in place during the ride. All riders must be able to maintain the proper riding positioning. Additionally, prosthetic devices with exposed metal parts are not permitted on most Soak City attractions. Guests should visit Guest Services or First Aid prior to riding to ensure a safe riding experience.

Prosthetics are NOT allowed on the following:

- Flight of Fear
- Dominator (leg prosthesis not allowed)
- WindSeeker (a rider with more than one lower body prosthetic is not allowed)

The manufacturers of the following rides require that guests with prosthetic devices provide Kings Dominion with documentation from the provider of their prosthetic device to guarantee that the device has been designed to remain securely in place while exceeding a maximum speed of 120 miles per hour with maximum G forces from -1.5 G's to 5G's with a sufficient safety factor for single point failure items:

- Drop Tower (leg prosthesis only)
- Intimidator® 305
- Volcano, the Blast Coaster

Casts And Braces

Rides	Cervical Collar or Neck Brace	Broken Collar Bone	Forearm Cast	Full Arm Cast	Braced Arm Cast	Foot or Lower Leg Cast	Full Leg Cast
Americana					F		F
Anaconda	N	N		N	N		N
Avalanche	N	N		N	N		F
Backlot Stunt Coaster	N	N		N	N	N	N
Bad Apple	N				N		F
Berserker	N	N		N	N		N
Blue Ridge Tollway Driver	N						F
Blue Ridge Tollway Passenger	N						F
Carousel							C
Crypt	N	N	N	N	N	N	N
Delirium	N	N		N	N		N
Dodgem	N	N			N		F
Dominator	N	N	N	N	N	N	N
Drop Tower	N	N	N	N	N	N	N
Eiffel Tower							
Flight of Fear	N	N		N	N	N	N
Flying Eagles	N				F		F
Grand Prix Raceway Driver	N	N		N	N		N
Grand Prix Raceway Passenger	N	N		N	N		N
Grizzly	N	N		N	N		N
Intimidator® 305	N	N		N	N		N
Rebel Yell	N	N		N	N		N
Ricochet	N	N		N	N		N
Scrambler	N	N			N		F
Shenandoah Lumber Co.	N	N			N		F
Volcano, the Blast Coaster	N	N		N	N		N
Wave Swinger	N				N		N
White Water Canyon	N	N		N	N		F
WindSeeker	N	N		F	N		N
Xtreme Skyflyer	N	N		N	N		N

N – May not ride with the condition

C – Must ride in a chariot

F – Cast/Brace must fit comfortably in the ride unit

O – Not Permitted to participate on elevated activity area

Z – Participation or water depth may be restricted if necessary

Planet Snoopy™

	Cervical Collar or Neck Brace	Broken Collar Bone	Forearm Cast	Full Arm Cast	Braced Arm Cast	Foot or Lower Leg Cast	Full Leg Cast
Boo Blasters on Boo Hill							F
Charlie Brown's™ Wind-Up	N				N		N
Flying Ace™	N	N		F	N		F
Flying Ace™ Balloon Race	N	N					F
Great Pumpkin Coaster	N	N		N	N		F
Joe Cool's™ Driving School	N				N		F
Linus™ Launcher	N	N		N	N		N
Lucy's™ Crabbie Cabbies	N	N			N		F
Lucy's™ Tugboat	N	N		N	N		F
PEANUTS™ Road Rally							F
PEANUTS™ Turnpike							F
Snoopy™ vs Red Baron	N						F
Snoopy's™ Junction							F
Snoopy's™ Moon Bounce	N	N		N	N		N
Snoopy's™ Rocket Express	N				F		F
Snoopy's™ Space Buggies	N	N		N	N		F
Woodstock™ Express	N	N		N	N		N
Woodstock™ Whirl birds	N	N		N	N		F

Soak City

Aqua Blast	N	N		N	N		N
Baja Bends	N	N		N	N		N
Big Wave Bay	N	N		Z	N		Z
FreeStylin'	N	N		N	N		N
Lazy Rider	N	N			N		N
Lil Barefoot Beach Pool							
Lil Barefoot Beach Slide	N	N		N	N		N
Night Slider/Power Plunge	N	N		N	N		N
Paradise Plunge	N	N		N	N		N
Rip Slide/Turbo Twister	N	N		N	N		N
Soak City Splash House Slides	N	N		N	N		N
Soak City Splash House Structure	O						O
Splash Island							
Splash Island Slides	N	N		N	N		N
Thunder Fall	N	N		N	N		N
Tidal Wave Bay	N	N		Z	N		Z
Tornado	N	N		N	N		N
Zoom Flume	N	N	N	N	N	N	N

Casts And Braces

Guests with casts and braces will be restricted from riding rides where the cast or brace will not fit inside the ride unit or where it will present a hazard to the guest or others. Guests with full arm (elbow restricted) and full leg (knee restricted) casts or braces are restricted from most rides and water slides at Kings Dominion. We suggest you delay your visit until the cast is removed. Braces with exposed metal parts are not permitted on the slides in Soak City.

Casts of any kind are not allowed on the Crypt, Dominator, Drop Tower, or Zoom Flume.

Any type of foot or leg cast is not allowed on Backlot Stunt Coaster or Flight of Fear.

Rider Criteria

Kings Dominion's Ride Admission Policy is designed to allow our guests to participate in the enjoyment of our park as much as possible. The policy was developed by analyzing the Neutral Criteria required to safely ride each particular ride. It is our policy to allow anyone to ride who meets all these requirements and is not a hazard to himself or others. We continue to evaluate and update our Ride Admission Policy as necessary.

Definitions

Ability to Hold On or Brace: Ability to use one's arms and/or hands to maintain a grasp on an assist bar and support one's body during normal and emergency procedures on a ride and to use one's legs and/or feet to brace to maintain a seated position during the forces of the ride.

Functioning Extremity: A functioning extremity is a limb over which a person has control. At most attractions a prosthetic device may be considered a functioning extremity.

The evaluation of each ride considered the following criteria which may be required to ride a particular ride safely.

1. Ability to exhibit independent seated postural control under the dynamic conditions of the ride.

Explanation: The guest must have the body and spinal control to sit upright without the aid of other people or devices. The guest must also have sufficient muscle control to support their head, neck and upper torso during the course of the ride, including the dynamic motion of the ride. Certain ride units such as carousel horses require the ability to form a saddle posture with the guest's thighs.

2. Appropriate center of gravity

Explanation: The guest's body must have the appropriate weight distribution for that ride.

3. Ability to hold on with one functioning arm.

Explanation: A functioning arm is an upper extremity or prosthesis exhibiting good grip control, the ability to brace, and enough strength to allow the guest to maintain the proper riding position throughout the duration of the ride. Any arm prosthesis must remain properly secured under the dynamic forces of the ride. Due to manufacturer requirements, some rides may exclude prosthetics.

4. Ability to hold on with two functioning arms.

Explanation: Ability to hold on with two functioning arms as defined above.

5. Ability to brace self with one functioning leg.

Explanation: Guests must have one functioning leg to be used for bracing the body during the course of the ride. A functioning leg may be a normal leg or a prosthesis which can be used for bracing. Any leg prosthesis must remain properly secured under the dynamic forces of the ride. Due to manufacturer requirements, some rides may exclude prosthetics.

6. Ability to brace self with two functioning legs.

Explanation: Guests must have two functioning legs to be used for bracing the body during the course of the ride and maintaining balance when entering and exiting a ride unit. A functioning leg may be a normal leg or a prosthesis.

RIDES

The following descriptions are designed to give you information on the type of actions caused by various rides. Each of the following attractions will identify the restrictions according to the criteria itemized above. Specific references to the criteria may be identified in parenthesis. In order to participate on attractions, guests must generally have **seated postural control, appropriate center of gravity, appropriate observed behavior, and the ability to enter and exit the ride safely**. Specific exceptions or qualifications to those four criteria will be noted in the information provided below. If you have been authorized for Alternate Access, follow the directions listed under each ride.

Americana **2**



Maximum Weight – 992 lbs per gondola

A 100-foot tall slow moving Ferris wheel. Guests ride in one of 24 gondolas suspended from the outer rim of the wheel. A shared seat belt secures each set of riders across the waist. Guests under 48" tall must be accompanied by a supervising companion. A supervising companion can accompany up to four riders. Single riders are not allowed. Hand-held infants are not allowed.

Riders unable to maintain seated postural control or demonstrate appropriate observed behavior must ride with a supervising companion. In order to ride, riders must have sufficient lower leg extremities to ensure the seat belt adequately restrains them. Braced arm casts or full leg casts must fit safely in the ride unit in order to ride.

Alternate access is available via the exit on the left side of the ride. Guests will have to take several steps, on their own or with the assistance of a companion, and be capable of entering and exiting gondolas which may shift.

7. Minimum of two functioning extremities.

Explanation: Guests must have a minimum of two functioning extremities (two legs, two arms, or one arm and one leg) to brace themselves during the ride and assist in entering and exiting the ride unit.

8. Minimum of three functioning extremities.

Explanation: Guests must have a minimum of three functioning extremities (two legs and one arm or two arms and one leg) to brace themselves (with tripod bracing) during the ride.

9. Ability to enter/exit the attraction within specified parameters without endangering self or others.

Explanation: Guests must be able to enter and exit the ride without jeopardizing themselves or others and to assist with their own evacuation, if necessary. This may include special arrangements such as entering through the exit or having someone aid you in boarding. For the safety of our team members and guests, ride operators are instructed not to perform any lifting of guests, other than in the children's area.

10. Appropriate observed behavior.

Explanation: Guest demonstrates appropriate observed behavior indicating a willingness and ability to participate and/or follow rider requirements. Appropriate observed behavior may include, but not be limited to maintaining proper riding position, attention and compliance to safety instructions, proper use of all ride safety equipment and willingness to participate.

Guests have a duty to:

- exercise good judgment
- act in a responsible manner while using amusement rides
- obey all warnings prior and during participation
- not participate while under the influence of alcohol or drugs
- properly use all ride safety equipment provided.

Backlot Stunt Coaster



Maximum Weight – 300 lbs per person

A fast-track coaster experience, based on a high speed car chase through the streets of Los Angeles. Riders will experience a 40 mph launch out of the station followed by multiple high speed turns and drops. A lap bar secures each rider across the thighs and pelvis. This ride may not accommodate guests of exceptional size.

Riders must have at least one functioning arm and two functioning legs. The following are not allowed: foot or lower leg cast, full leg cast, full or braced arm cast, cervical collar, neck brace, or broken collar bone. Prosthetic devices are allowed as long as they are secure and able to fit safely in the ride unit and restraint.

Alternate access is available through the exit to the right of the entrance. Guests must be able to transfer on their own or with the assistance of a companion. Do not use the ride restraints for support while entering/exiting the ride, as they may shift.

Bad Apple



Maximum Weight – 330 lbs per car

Circular ride with three sweeps of gondolas that rise in the air while moving counterclockwise against the ride's main clockwise direction. A shared lap bar and seat belt per car is used to secure the riders. Riders between 42" and 54" must be seated with supervising companion.

Riders must have at least one functioning arm and one functioning leg. Riders without functioning legs can ride provided they have two functioning arms, a normal center of gravity and the lower extremities are sufficiently strong to support weight against the restraint under the dynamic conditions of the ride. Leg amputations must be at the knee or below.

Guests with a cervical collar, neck brace, or braced arm cast are not allowed to ride. A full leg cast is permitted as long as the cast safely fits in the ride unit.

Alternate access is available via the exit gate near the Shockwave entrance. Guests will have to take several steps, on their own or with the assistance of a companion, and be capable of elevating themselves up into a suspended car which may shift.

Berserker 4



Circular ride with three sweeps of gondolas that rise in the air while moving counterclockwise against the ride's main clockwise direction. A shared lap bar and seat belt per car is used to secure the riders.

Riders must have at least one functioning arm and one functioning leg. Riders without functioning legs can ride provided they have two functioning arms, a normal center of gravity and the lower extremities are sufficiently strong to support weight against the restraint under the dynamic conditions of the ride. Leg amputations must be at the knee or below.

Guests with a cervical collar, neck brace, or braced arm cast are not allowed to ride. A full leg cast is permitted as long as the cast safely fits in the ride unit.

Alternate access is available via the exit gate near the Shockwave entrance. Guests will have to take several steps, on their own or with the assistance of a companion, and be capable of elevating themselves up into a suspended car which may shift.

Blue Ridge Tollway 3



Riders enjoy a leisurely drive through the woods of Old Virginia in a gas powered Model T antique car. A shared seat belt secures each set of riders across the waist. Guests must be at least 48 inches tall to drive. Guests under 48" must be accompanied by a supervising companion. When seated in the back seat, a supervising companion is able to chaperone up to two riders who are under 48" tall with one rider in the front seat and one rider in the back. No hand-held infants.

Riders unable to maintain seated postural control or demonstrate appropriate observed behavior must ride with a supervising companion and sit in the back seat. Riders with only one functioning arm or only one functioning leg or no functioning arms or legs must be accompanied by a supervising companion. Guests with cervical collars or neck braces are not allowed to ride. Guests with a full leg cast may ride as long as the cast fits in the car.

Alternate access is available via the walkway to the left of the station. Guests will have to take several steps, on their own or with the assistance of a companion, and be capable of stepping up to enter the car.

Boo Blasters on Boo Hill 2



Maximum Weight – 881 lbs per car

A slow moving, interactive dark ride where passengers use “boo blasters” to compete with other riders for the high score. A shared lap bar secures each set of riders across the waist. Guests under 42" must be seated next to a supervising companion. A supervising companions can accompany one other rider. No hand-held infants. Warning: This ride contains strobe lighting.

Riders unable to safely enter and exit the ride, maintain seated postural control, or demonstrate appropriate observed behavior must ride with a supervising companion. Riders with only one functioning leg must ride with a supervising companion. Guests with a full leg cast may ride as long as the cast fits in the car.

Alternate access is available via the exit to the left of the entrance. Guests must be able to transfer on their own or with the assistance of a companion. Do not use the ride restraint for support when entering/ exiting the ride as they may shift.

Carousel 1



A classic antique Philadelphia Toboggan Company Carrousel built in 1917. There are both stationary and jumper horses as well as two chariots. Hand-held infants may ride, but must have a supervising companion and ride in a chariot. Guests under 46" must be accompanied by a supervising companion. Supervising companions may accompany up to two other riders with each rider on separate horses and the companion standing between both horses. Service animals are permitted in a chariot.

Riders must have the ability to straddle the ride unit, maintain seated postural control, have an appropriate center of gravity, demonstrate appropriate observed behavior, have the ability to safely enter and exit the ride, and possess at least one functioning arm. Those riders unable to do so will be asked to ride in a chariot with a supervising companion. Riders with only one functioning leg may ride a horse only if they have the ability to straddle a horse. Riders with a full leg cast must ride in a chariot.

Alternate access is available via the exit. Riders will have to take several steps, on their own or with the assistance of a companion, and be capable of stepping up onto the ride platform.

Charlie Brown's™ Wind-Up **2**



Maximum Weight – 275 lbs per swing

Families will hop in and swing on this baseball themed ride. Maximum of two guests per swing. The swings are free hanging and suspended from an elevated, turning, and slanted tower. Individual lap bars and a between the legs safety chain secure riders. Riders under 42" must be seated with a supervising companion. No hand-held infants.

Riders must have at least three functioning extremities. Riders without functioning legs can ride provided they have two functioning arms, a normal center of gravity and the lower extremities are sufficiently strong to maintain the proper riding posture under the dynamic conditions of the ride. Leg amputations must be below the knee. Guests with a cervical collar, neck brace, braced arm cast, or full leg cast are not allowed to ride.

Alternate access is available at the exit to the right of the entrance. Guests will have to take several steps, on their own or with the assistance of a companion, and be capable of elevating themselves up into a swing which may shift.

Crypt **5**



This thrill ride takes 38 brave riders to a height of 60 feet, then subjects them to multiple 360 degree arcs as they twist, turn, and spin through both fire and water effects. A shoulder harness with safety belt secures each rider over the shoulders and across the chest. This ride may not accommodate guests of a larger size. Please try the seat at the entrance and ensure the seat belt fastens prior to waiting in line.

Riders without an appropriate center of gravity may ride as long as they have sufficient lower extremities to ensure the ride restraint bar and seat belt adequately restrains them. Riders must have at least one functioning arm and one functioning leg. Guests without functioning legs can ride provided they have two functioning arms, a normal center of gravity and the lower extremities are sufficiently strong to maintain the proper riding posture under the dynamic conditions of the ride. Leg amputations must be at the knee or below. Guests with any type of cast (forearm, full arm, braced arm, foot, lower leg, full leg), cervical collar, neck brace, or broken collar bone are not allowed to ride.

Alternate access is available via the exit to the left of the ride. Guests requiring assistance should use the exit walkway that leads to the front side of the ride. Guests will have to take several steps, on their own or with the assistance of a companion, and be capable of elevating themselves up onto a suspended seat.

Delirium 5



Maximum Weight – 300 lbs per seat

Delirium is a powerful, spinning pendulum ride on which 40 riders are strapped into their seats facing outwards on a giant ring. As their feet dangle, they begin slowly swinging back and forth while the ring starts to rotate. The ride quickly gains momentum giving riders swirling views of the park at a height of up to 115 feet. Riders will experience weightlessness, strong side-to-side movement, and rapidly changing forces and directions. A shoulder harness with safety belt secures each rider over the shoulders and across the chest. This ride may not accommodate guests of a larger size. Please try the seat at the entrance and ensure the seat belt fastens prior to waiting in line.

Riders must have at least one functioning arm and one functioning leg. Riders without functioning legs can ride provided they have two functioning arms, a normal center of gravity and the lower extremities are sufficiently strong to support weight against the restraint under the dynamic conditions of the ride. Leg amputations must be at the knee or below.

Guests with a cervical collar, neck brace, broken collar bone, full arm cast, braced arm cast, or full leg cast are not allowed to ride. Guests with any type of prosthesis should not ride unless they can ensure the device is properly secured and will remain in place during the ride.

Alternate access is available via the exit to the right of the entrance. Guests will have to take several steps, on their own or with the assistance of a companion, and be capable of elevating themselves up onto a suspended seat. Do not use the ride restraints for support while entering/exiting the ride as they may shift.

Dodgem 4



Bumper car ride. The seat belt must be worn across the chest and under one arm of the rider at all times. Larger riders who are unable to wear the seat belt across their chest should speak with the ride operator for an alternative method of wearing the seat belt.

A supervising companion is required for riders who are unable to demonstrate appropriate observed behavior. Riders must have at least three functioning extremities and be able to brace themselves to maintain a seated position during the ride including bumping into other cars. If a rider cannot steer and depress the accelerator while seated normally, another individual must accompany the rider to drive. Guests with a cervical collar, neck brace, broken collar bone, or braced arm cast are not allowed to ride. Full leg casts are permitted as long as they fit in a car.

Alternate access is available via the exit. Guests will have to take several steps, on their own or with the assistance of a companion, and be capable of stepping up and over the side of the car to enter and exit.

Eiffel Tower 2



One-third scale replica of the Eiffel Tower located in Paris. Standing at 331 feet, this attraction provides stunning views of the park and surrounding area. Guests ride in one of two elevators to the top platforms. Hand-held infants may ride with a supervising companion and service animals are allowed. Guests who are unable to safely enter and exit the elevator or demonstrate appropriate observed behavior must be accompanied by a supervising companion.

Alternate access is available via the exit of the elevators. Please ask an operator for assistance if needed.

Flight of Fear 5



Indoor high-speed launch roller coaster in near total darkness with four inversions. Riders will experience high speeds, weightlessness, and rapid movements from side to side. An individual lap bar secures each rider across the thighs with an additional seat belt that attaches the lap bar to the side of the car. This ride may not accommodate guests of exceptional size.

Riders must have at least one functioning arm and two functioning legs. Guests with any type of prosthesis, a cervical collar, neck brace, broken collar bone, full or braced arm cast, foot/lower leg cast, full leg cast or any other device that could interfere with the proper operation of the restraint are not allowed to ride.

Alternate access is available via the exit to the left of the entrance. Riders should go straight into the station and wait for assistance from an operator. Guests will have to take several steps, on their own or with the assistance of a companion, and be capable of stepping into the car to enter.

Flying Ace 3



Maximum Weight – 340 lbs per car

Guests ride in suspended cars that rotate in a circle and rise to a height of 35 feet. Riders can control a lever that allows them to maneuver the car in and out. A shoulder harness with safety belt secures each rider over the shoulders and across the chest. Riders between 44" and 48" must be seated with a supervising companion.

Guests must have at least three functioning extremities. Guests without functioning legs can ride provided they have two functioning arms, a normal center of gravity and the lower extremities are sufficiently strong to maintain the proper riding posture under the dynamic conditions of the ride. Must have sufficient lower extremities to ensure the ride restraint adequately restrain them. Leg amputations must be below the knee.

Guests with a cervical collar, neck brace, broken collar bone, or braced arm cast are not allowed to ride. A full arm cast or full leg cast is permitted as long as the cast safely fits in the ride unit.

Alternate access is available via the exit. Guests will have to take several steps, on their own or with the assistance of a companion, and be capable of elevating themselves up onto a suspended seat which may shift.

Flying Ace Balloon Race 2



Maximum Weight – 550 lbs per balloon

Hot air balloon ride that lift riders up 35 feet into the air. Guests ride in one of eight balloons, which represent different countries throughout the world. Guests control the spin of the balloons. Maximum of four guests per balloon. Limit two adults per balloon. Guests under 42" must be accompanied by a supervising companion. A supervising companion can accompany up to three riders. No hand-held infants. Individual seat belts are used to secure riders across the thighs and pelvis.

Riders must have at least three functioning extremities. Guests with a cervical collar, neck brace, or broken collar bone are not allowed to ride. Full leg casts are permitted as long as they fit in a balloon.

Alternate access is available at the exit to the left of the entrance. Guests will have to take several steps, on their own or with the assistance of a companion, and be capable of elevating themselves up into a balloon which may shift.

Flying Eagles 3



Guests ride in suspended cars that rotate in a circle. Once the ride's speed increases, riders use a fin on the front of the car to steer the car higher or lower. A shared seat belt secures each set of riders across the waist. Riders between 36" and 44" must be seated with a supervising companion.

Riders must have at least one functioning arm and one functioning leg (appropriate center of gravity not required). Guests with a cervical collar or neck brace are not allowed to ride. Braced arm casts and full leg casts are permitted as long as they fit in a car.

Alternate access is available via the exit gate to the left of the ride. Guests will have to take several steps, on their own or with the assistance of a companion, and be capable of elevating themselves up into a suspended car which may shift.

Grand Prix Raceway 4



Riders can have a taste of competitive driving while maneuvering their go-karts at top speeds around sharp curves and crafty opponents. Drivers must exhibit sufficient visual acuity to operate the car safely. Guests also need to be able to steer the car and operate the brake and gas pedals, which requires using both feet. Guests need to hold their head upright throughout the ride. The restraint is a four point shoulder harness and seat belt designed to hold guests in the ride by securing across the upper body and lap. All loose clothing must be removed or safely secure within the restraint. Long hair must be tied up above the shoulder.

To carry a passenger with one of the occupants under the age of 18 the driver and/or passenger must be a parent of legal guarding of the other.

Drivers must have at least one functioning arm and two functioning legs. Passengers must have at least one functioning arm and sufficient lower extremities to ensure the ride restraint system adequately restrains them. Guests with a cervical collar, neck brace, broken collar bone, full or braced arm cast, or full leg casts are not allowed to ride.

Alternate access is available at the exit of the ride. To access a go-kart, guests will have to take several steps and step down into the ride vehicle which is low to the ground, on their own or with the assistance of a companion.

A separate fee is required for this ride.

Great Pumpkin Coaster 2



A steel coaster built for kids. Riders will experience mild drops, bumps, and turns. Guests over 60 inches tall must be accompanied by a child. A shared lap bar and individual seat belts secure riders across the thighs and pelvis. This ride may not accommodate guests of a larger size. Riders between 36" and 40" must be seated with a supervising companion.

Riders must have at least three functioning extremities. Riders without functioning legs can ride provided they have two functioning arms, a normal center of gravity and the lower extremities are sufficiently strong to maintain the proper riding posture under the dynamic conditions of the ride. Leg amputations must be below the knee.

Guests with a cervical collar, neck brace, broken collar bone, full arm cast, or braced arm cast are not allowed to ride. A full leg cast is permitted as long as the cast safely fits in the ride unit.

Alternate access is available next to the photo booth to the left of the entrance. To facilitate boarding, a transfer device is available upon request. Guests must be able to transfer on their own or with the assistance of a companion.

Grizzly 4



A high speed wooden coaster with a large serpentine track and a combination of high speed turns and drops. A lap bar and seat belt secures each rider across the thighs and pelvis. This ride may not accommodate guests of exceptional size.

Riders must have at least three functioning extremities. Riders without functioning legs can ride provided they have two functioning arms, a normal center of gravity and the lower extremities are sufficiently strong to maintain the proper riding posture under the dynamic conditions of the ride. Leg amputations must be below the knee.

Guests with a cervical collar, neck brace, broken collar bone, full or braced arm cast, or full leg cast are not allowed to ride.

Alternate access is available via the exit. There is a wheelchair lift prior to the stairs in the exit walkway. Guest requiring assistance should ring the bell located at the base of the wheelchair lift. To facilitate boarding, a transfer device is available upon request. Guests must be able to transfer on their own or with the assistance of a companion. Do not use the ride restraints for support while entering/exiting the ride as they may shift.

Kings Dominion Rides

	Seated Postural Control	Appropriate Center of Gravity	One Functioning Arm (Hand)	Two Functioning Arms (Hands)	One Functioning Leg (Foot)	Two Functioning Legs (Feet)	Two Functioning Extremities	Three Functioning Extremities	Ability to Enter/Exit Ride Safely	Appropriate Observed Behavior	Hand-held Infants	Minimum Height Requirement	Or Accompanied By a Supervising Companion	Maximum Height Restriction	Or Accompanied By a Child	Maximum Weight Per Rider in lbs	Maximum Weight Per Car/Flight/Tube in lbs	Life Jacket Requirement
Americana	*				E				Y	*	N		48"				992	
Anaconda	Y		Y	S1	Y		E		Y	Y	N	48"						
Avalanche	Y	Y	Y	G1	E		Y		Y	Y	N	40"	46"					
Backlot Stunt Coaster	Y	Y	Y			Y		Y	Y	Y	N	48"			300			
Bad Apple	Y	Y	Y	G1	Y		Y		Y	Y	N	42"	54"				330	
Berserker	Y	Y	Y	G	Y			Y	Y	Y	N	48"		76"				
Blue Ridge Tollway	R		*		*				Y	R	N		48"					
Boo Blasters on Boo Hill	*				*				*	*	N		42"				881	
Carousel	C1	C1	C1		H				*	C1	C1		46"					
Charlie Brown's™ Wind Up	Y	Y	Y	G	Y			Y	Y	Y	N		42"				275	
Crypt	Y	E	Y	G1	Y		Y		Y	Y	N	54"						
Delirium	Y	Y	Y	G1	Y		Y		Y	Y	N	54"			300			
Dodgem – Driver	Y	Y	Y		Y			Y	Y	*	N	48"						
Dominator	Y	E	Y	G	E			Y	Y	Y	N	54"						
Drop Tower	Y	E	Y	G1	E		Y		Y	Y	N	48"		80"				
Eiffel Tower									*	*	*		46"					
Flight of Fear	Y	Y	Y			Y		Y	Y	Y	N	54"						
Flying Ace™	Y	Y	Y	G	E			Y	Y	Y	N	44"	48"				340	
Flying Ace™ Balloon Race	Y	Y	Y		Y			Y	Y	Y	N		42"				550	
Flying Eagles	Y		Y		Y		Y		Y	Y	N	36"	44"					
Grand Prix Raceway - Driver	Y		Y			Y		Y	Y	Y	N	58"						
Grand Prix Raceway - Passenger	Y		Y			E		Y	Y	Y	N	40"	58"					
Great Pumpkin Coaster	Y	Y	Y	G	Y			Y	Y	Y	N	36"	40"		60"			
Grizzly	Y	Y	Y	G	Y			Y	Y	Y	N	48"						
Intimidator® 305	Y	Y	Y			Y		Y	Y	Y	N	54"						
Joe Cool's™ Driving School	Y	Y	Y		Y			Y	Y	Y	N	40"		60"				
Linus™ Launcher	Y	Y	Y	Y	E			Y	Y	Y	N	42"					275	
Lucy's™ Crabbie Cabbies	Y	Y	Y		Y			Y	Y	Y	N			54"				
Lucy's™ Tugboat	Y	Y	Y		Y			Y	Y	Y	N		42"	60"				
PEANUTS™ Road Rally	Y		Y		Y		Y		Y	Y	N			54"				
PEANUTS™ Turnpike	Y		Y		Y		Y		Y	Y	N			54"				
Rebel Yell	Y	Y	Y	G	Y			Y	Y	Y	N	48"						
Ricochet	Y	Y	Y		Y			Y	Y	Y	N	44"	54"					
Scrambler	Y	Y	Y	G1	Y	L	Y		Y	Y	N	36"	48"				510	

Soak City	Shenandoah Lumber Company	Y	Y	Y	G2	Y	Y	Y	Y	N	36"	46"						
	Snoopy™ vs. Red Baron	Y		Y		Y	Y	Y	Y	N	36"		54"					
	Snoopy's™ Junction	*				E			*	*	N		36"				440/825/v	
	Snoopy's™ Moon Bounce	Y						Y	Y	N	36"		54"					
	Snoopy's™ Rocket Express	Y	Y	Y		Y	Y	Y	Y	N	36"	42"					780	
	Snoopy's™ Space Buggies	Y	Y	Y	G	Y	Y	Y	Y	N		36"					382	
	Volcano, the Blast Coaster	Y	E	Y	G	E		Y	Y	Y	N	54"						
	Wave Swinger	Y	Y	Y	G	Y		Y	Y	Y	N	48"				230		
	White Water Canyon	Y	Y	Y		Y		Y	Y	Y	N	46"						
	WindSeeker	Y	Y	Y		E1	Y		Y	Y	N	52"				304		
	Woodstock™ Express	Y	Y	Y	G	Y		Y	Y	Y	N	40"	46"					
	Woodstock™ Whirlybirds	Y	Y	Y		Y		Y	Y	Y	N		42"				550	
	Xtreme SkyFlyer	Y	Q		Q	Y			Y	Y	N	48"					850	
	Aqua Blast	Y	Y	Y		Y		Y	Y	Y	N	48"				300		
	Baja Bends	Y	Y	E2		Y			Y	Y	N	48"						
	Big Wave Bay	*						*	Y	*	Z*		42"				<48"	
	FreeStylin'	Y	Y	Y		Y		Y	Y	Y	N	40"						<48"
	Lazy Rider	*						*	Y	*	*		42"					<48"
	Lil' Barefoot Beach – Pool	*							*	*	*			54"				
	Lil' Barefoot Beach – Slide	Y					Y		*	*	N			54"				
	Night Slider/Power Plunge	Y	Y		Y	Y			Y	Y	N	48"				300		
	Paradise Plunge	Y	Y		Y	Y			Y	Y	N	48"				300		
	Rip Slide/Turbo Twister	Y	Y	Y		Y		Y	Y	Y	N	48"					600	
	Splash Island	*							*	*	*			54"				
	Splash Island – Slide	Y					Y		*	*	N			54"				
Soak City Splash House – Slides	Y	Y	E2			Y	Y	Y	Y	N	40"				300			
Soak City Splash House – Structure	*							Y	Y	O								
Thunder Falls	Y	Y	Y		Y		Y	Y	Y	N	48"				300			
Tidal Wave Bay	*						*	Y	*	Z*		42"					<48"	
Tornado	Y	Y	Y		Y		Y	Y	Y	N	48"					700		
Zoom Flume	Y	Y	Y		Y		Y	Y	Y	N	42"					1000		

* Must be accompanied by a supervising companion.

C1 Must ride in a chariot and be accompanied by a supervising companion.

E Must have sufficient lower extremities to ensure the ride restraint system adequately restrains them.

E1 Must have a minimum of one full functioning leg (excluding prosthesis) and one leg amputated below the knee.

E2 Must have sufficient upper extremities in order to maintain the proper riding position.

G Two functioning arms are sufficient instead of three functioning extremities if the guest has a normal center of gravity and the lower extremities are sufficiently strong to maintain proper riding posture under dynamic conditions of the ride. Amputation must be below the knee.

H Must have the ability to straddle the ride unit.

G1 Two functioning arms are sufficient instead of one functioning arm and one functioning leg if the guest has a normal center of gravity and the lower extremities are sufficiently strong to support weight against the restraint under the dynamic conditions of the ride. Amputation must be at knee or below.

G2 Two functioning arms are sufficient instead of one functioning arm and one functioning leg if the guest has a normal center of gravity and the lower extremities are sufficiently strong to support weight against the restraint under the dynamic conditions of the ride. Guest must be seated behind another guest to keep from sliding forward.

L Guest may have two functioning legs instead of one functioning arm and one functioning leg.

N May not ride with this condition.

O Not permitted to participate on elevated activity area.

Q Proper functioning of flight suit must be maintained.

R Must be seated with a supervising companion and ride in the rear seat.

S1 Two functioning arms are sufficient instead of one functioning arm and one functioning leg if the guests is able to form a saddle posture with leg remnants sufficient to brace self upright in seat against the shoulder harness.

Y Must have this criteria in order to ride.

Z* Participation or water depth may be restricted if necessary and be accompanied by a supervising companion.

Intimidator® 305



Inspired by racing legend Dale Earnhardt, Intimidator® 305 is a 5100-foot long, 305-foot tall steel Giga-Coaster reaching speeds in excess of 90 mph. Riders will experience high speeds, weightlessness, and rapid movements from side to side. A shoulder harness/lap bar with safety belt secures each rider over the shoulders and across the thighs and pelvis. This ride may not accommodate guests of a larger size. Please try the seat at the entrance and ensure the seat belt fastens prior to waiting in line. Warning: This ride contains strobe lighting.

Riders must have at least one functioning arm and two functioning legs and be able to walk to the train. Guests with a cervical collar, neck brace, broken collar bone, full or braced arm cast, or full leg casts are not allowed to ride. Guests with a leg prosthesis must consult with Guest Services or First Aid prior to waiting in line or riding.

Alternate access is available using the walkway to the far left of the entrance. Guests will have to take several steps on their own and be capable of stepping up and over the side of the car to enter and exit.

Joe Cool's Driving School



Battery powered cars where kids get to learn to drive with the help of Snoopy's™ alter ego – Joe Cool. Children get the chance to learn to use the gas pedal and steering wheel. A seat belt secures each rider across the thighs and pelvis.

Riders must have at least three functioning extremities. Guests with a cervical collar, neck brace, or brace arm cast are not allowed to ride. Full leg casts are permitted as long as they fit in a car.

Access is available via the main entrance. Guests will have to take several steps on their own and be capable of stepping up and over the side of the car to enter and exit.

Linus™ Launcher



Maximum Weight – 275 lbs per flyer

Circular ride where riders fly like kites in an elevated, slanted, and prone position. Limit one adult per vehicle. The restraint system must remain secure throughout the ride.

Riders must have two functioning arms and sufficient lower extremities to ensure the ride restraint adequately restrains them. Guests with a cervical collar, neck brace, broken collar bone, full or braced arm cast, or full leg casts are not allowed to ride.

Alternate access is available at the exit to the left of the entrance. Guests will have to take several steps, on their own or with the assistance of a companion, and be capable of elevating themselves up into the ride unit and in to a prone position.

Lucy's™ Crabbie Cabbies



A children's bumper car ride. The seat belt must be worn across the chest and under one arm of the rider at all times. Larger riders who are unable to wear the seat belt across their chest should speak with the ride operator for an alternative method of wearing the seat belt. No hand-held-infants.

Riders must have at least three functioning extremities. Guests with a cervical collar, neck brace, broken collar bone, or braced arm cast are not allowed to ride. Full leg casts are permitted as long as they fit in a car.

Alternate access is available via the exit. Guests will have to take several steps, on their own or with the assistance of a companion, and be capable of stepping up and over the side of the car to enter and exit.

Lucy's™ Tugboat 2



Come aboard this spinning tugboat ride which travels back and forth over an upward, curved track. A single lap bar secures all riders in one row. Hand-held infants are not permitted. A maximum of four riders per row (maximum one adult). Guests under 42" must be accompanied by a supervising companion. A supervising companion can accompany up to three riders. Guests over 60" must be accompanied by a child.

Riders must have at least three functioning extremities. Guests with a cervical collar, neck brace, broken collar bone, full arm cast, or braced arm cast are not allowed to ride. Full leg casts are permitted as long as they fit in a car.

Alternate access is available via the exit to the right of the entrance. Guests will have to take several steps on their own or with the assistance of a companion to access the ride unit. This includes two elevated steps.

PEANUTS™ Road Rally 1



This is a slow moving children's truck ride on an electric track. A seat belt secures riders across the thighs and pelvis. No hand-held-infants.

Riders must have at least one functioning arm and one functioning leg (appropriate center of gravity not required). Full leg casts are permitted as long as they fit in a truck.

Alternate access is available via the exit the right. Please see a ride attendant for assistance. Guests will have to take several steps, on their own or with the assistance of a companion, and be capable of elevating themselves up into a truck.

PEANUTS™ Turnpike 1



This is a slow moving children's corvette car ride on an electric track. A seat belt secures riders across the thighs and pelvis. No hand-held-infants.

Riders must have at least one functioning arm and one functioning leg (appropriate center of gravity not required). Full leg casts are permitted as long as they fit in a car.

Alternate access is available at the exit. Please see the ride attendant for assistance. Guests must be able to transfer into the seat of the ride unit on their own or with the assistance of a companion.

Rebel Yell® 4



High speed twin wooden coasters that take guests on a 3,368-foot out and back race including numerous airtime humps. A lap bar and seat belt secure each rider across the thighs and pelvis. This ride may not accommodate guests of exceptional size.

Riders must have at least three functioning extremities. Riders without functioning legs can ride provided they have two functioning arms, a normal center of gravity and the lower extremities are sufficiently strong to maintain the proper riding posture under the dynamic conditions of the ride. Leg amputations must be below the knee.

Guests with a cervical collar, neck brace, broken collar bone, full or braced arm cast, or full leg cast are not allowed to ride.

Alternate access is available via the exit to the left of the Americana. To facilitate boarding, a transfer device is available upon request. Guests must be able to transfer on their own or with the assistance of a companion. Do not use the ride restraints for support while entering/exiting the ride as they may shift.

Ricochet™



A wild mouse style coaster taking riders down an exhilarating 52 foot drop, through high speed hairpin twists and turns and wild, breathtaking humps. A lap bar and seat belt secure each rider across the thighs and pelvis. This ride may not accommodate guests of exceptional size. Guests between 44" and 54" tall must be accompanied by a supervising companion. Supervising companions can accompany one other ride.

Riders are required to have at least three functioning extremities. Guests with a cervical collar, neck brace, broken collar bone, full or braced arm cast, or full leg casts are not allowed to ride.

Alternate access is available via the exit to the left of the entrance. To facilitate boarding, a transfer device is available upon request. Guests must be able to transfer on their own or with the assistance of a companion. Do not use the ride restraints for support while entering/exiting the ride as they may shift.

Scrambler



Maximum Weight – 510 lbs per car

Rotating cars are mounted on counter-rotating arms, which produces strong accelerations and side to side movement, changing force and direction rapidly. A shared lap bar and seat belt per car is used to secure the riders. Guests between 36" and 48" tall must be accompanied by a supervising companion. A supervising companion can accompany up to two riders.

Riders must have at least two functioning extremities. Riders without functioning legs can ride provided they have two functioning arms, a normal center of gravity and the lower extremities are sufficiently strong to support weight against the restraint under the dynamic conditions of the ride. Leg amputations must be at the knee or below. Guests with a cervical collar, neck brace, or braced arm cast are not allowed to ride. A full leg cast is permitted as long as the cast safely fits in the ride unit.

Alternate access is available at the exit of the ride. Guests will have to take several steps, on their own or with the assistance of a companion, and be capable of entering and exiting elevated vehicles which may shift.

Shenandoah Lumber Company 4



This is a water flume ride. You will get wet. To ride, guests must be able to maneuver into a rocking boat and brace for a plunge down a chute, and a splash of water. Guests between 36" and 46" tall must be seated next to a supervising companion. Supervising companions may accompany one other rider. Warning: This ride contains strobe lighting.

Riders are required have at least two functioning extremities, one of which must be an arm. Two functioning arms are sufficient instead of one functioning arm and one functioning leg if the rider has a normal center of gravity and the lower extremities are sufficiently strong to support weight against the restraint under the dynamic conditions of the ride. Rider must be seated behind another guest to keep from sliding forward. Guests with a cervical collar, neck brace, broken collar bone, or braced arm cast are not allowed to ride. A full leg cast is permitted as long as the cast safely fits in the ride unit.

Alternate access is available next to the main exit. Please use the walkway on the right to access the loading area. Guests will have to take several steps, on their own or with the assistance of a companion, including stepping down into a wet, unsteady boat while loading.

Snoopy™ vs. Red Baron 2



This is a slow moving children's circular ride with bi-planes. Riders can maneuver each plane up or down by pulling on a joystick. An individual seat belt secures riders across the thighs and pelvis.

Riders must have at least one functioning arm and one functioning leg (appropriate center of gravity not required). Guests with a cervical collar or neck brace are not allowed to ride. Full leg casts are permitted as long as they fit in a plane.

Alternate access is available at the exit. Guests will have to take several steps, on their own or with the assistance of a companion, and be capable of elevating themselves up into a plane.

Snoopy's™ Junction 1



Maximum Weight – 440 lbs per locomotive and 825 per vehicle

It's all aboard a Snoopy™-themed railway, with Woodstock™ leading the way. Maximum four riders in locomotive; limit two adults. Maximum six riders per vehicle; limit three adults. A shared seat belt is used to secure riders across the thighs and pelvis. Guests under 36" tall must be accompanied by a supervising companion. Supervising companions can accompany up to three riders. Hand-held infants are not allowed.

Riders unable to maintain seated postural control, demonstrate appropriate observed behavior, or able to safely enter and exit the ride unit must ride with a supervising companion. Riders are required to have sufficient lower extremities to ensure the ride restraint system adequately restrains them. Guests with a full leg cast may ride as long as the cast fits in the car.

Alternate access is available via the exit to the right of the entrance. Guests will have to take several steps on their own or with the assistance of a companion to access the ride unit including stepping up into the train.

Snoopy's™ Moon Bounce 2



An enclosed air mattress crowned by a giant inflated Astronaut Snoopy™ where kids can jump and play. Groups of up to 8 children are allowed in the Bounce at a time. Should a disabled guest feel more comfortable in the Bounce alone or with a smaller group, please see the ride attendant.

Guests with a cervical collar, neck brace, broken collar bone, full or braced arm cast, or full leg cast are not allowed to ride.

Access is available via the entrance. Guests will have to take several steps, on their own or with the assistance of a companion, including stepping onto an inflated mattress.

Snoopy's™ Rocket Express 2



Maximum Weight – 780 lbs per rocket

A slow moving rocket themed aerial monorail that looks out over Planet Snoopy.™ Maximum four guests per rocket; limit two adults. Individual seat belts are used to secure riders across the thighs and pelvis. Guests between 36" and 42" tall must be seated next to a supervising companion. Supervising companions may accompany one other rider.

Riders must have at least one functioning arm and one functioning leg. Guests with a cervical collar or neck brace are not allowed to ride. Braced arm casts, and full leg casts are permitted as long as they fit in a rocket.

Alternate access is available via the entrance. There is a wheelchair lift at the end of the walkway prior to the staircase. Guests requiring assistance should ring the bell located at the base of the wheelchair lift. To facilitate boarding, a transfer device is available upon request. Guests must be able to transfer on their own or with the assistance of a companion.

Snoopy's™ Space Buggies 2



Maximum Weight – 382 lbs per car

Space vehicles that jump up and down while rotating around a circular track. Maximum four guests per car; limit two adults. A shared seat belt is used to secure riders across the thighs and pelvis. Guests under 36" tall must be accompanied by a supervising companion. Supervising companions may accompany up to three other riders.

No hand-held infants

Riders must have at least one functioning arm and one functioning leg. Riders without functioning legs can ride provided they have two functioning arms, a normal center of gravity and the lower extremities are sufficiently strong to support weight against the restraint under the dynamic conditions of the ride. Leg amputations must be at the knee or below.

Guests with a cervical collar, neck brace, broken collar bone, full arm cast, or braced arm cast are not allowed to ride. A full leg cast is permitted as long as the cast safely fits in the ride unit.

Alternate access is available via the exit to the left of the entrance. Guests will have to take several steps on their own or with the assistance of a companion to access the ride unit.

Volcano, the Blast Coaster™



A suspended, launch roller coaster that blasts riders out of the top of a mountain at speeds in excess of 60 mph. Riders will experience high speeds, weightlessness, and rapid movements from side to side. A shoulder harness with safety belt secures each rider over the shoulders and across the thighs and pelvis. This ride may not accommodate guests of a larger size. Please try the test seat at the entrance and ensure the seat belt fastens prior to waiting in line. Warning: This ride contains strobe lighting.

Riders must have at least three functioning extremities. Riders without an appropriate center of gravity or with only one functioning leg may ride as long as they have sufficient lower extremities to ensure the ride restraint and seat belt adequately restrains them. Guests without functioning legs can ride provided they have two functioning arms, a normal center of gravity and the lower extremities are sufficiently strong to maintain the proper riding posture under the dynamic conditions of the ride. Leg amputations must be below the knee.

Guests with a cervical collar, neck brace, broken collar bone, full or braced arm cast, or full leg cast are not allowed to ride. Guests with prosthetic limbs must consult with Guest Services or First Aid prior to waiting in line or riding.

Alternate access is available via the exit to the right of the entrance. Please use the walkway on the right before you enter the Expedition Gear Gift Shop. Guests will have to take several steps, on their own or with the assistance of a companion, and be capable of elevating themselves up onto a suspended seat.

Wave Swinger



Maximum Weight – 230 lbs per person

Soar through the air on this swing ride with free hanging seats suspended from a rotating tower. A lap bar and between the legs safety chain secures riders.

Riders must have at least three functioning extremities. Riders without functioning legs can ride provided they have two functioning arms, a normal center of gravity and the lower extremities are sufficiently strong to maintain the proper riding posture under the dynamic conditions of the ride. Leg amputations must be below the knee.

Guests with a cervical collar, neck brace, braced arm cast, or full leg cast are not allowed to ride.

Alternate access is available at the exit. Guests will have to take several steps, on their own or with the assistance of a companion, and be capable of elevating themselves up into a swing which may shift.

White Water Canyon



A river raft ride. Riders will experience sudden drops and rapid movements from side to side as they encounter river rapids and hidden geysers. You will get wet. A shared seat belt is used to secure riders.

Riders must have at least three functioning extremities. Guests with a cervical collar, neck brace, broken collar bone, full arm cast, or braced arm cast are not allowed to ride. Full leg casts are permitted as long as they fit in a boat.

Alternate access is available via the exit walkway. Guests will have to take several steps, on their own or with the assistance of a companion, including stepping down into a wet boat while loading.

WindSeeker 4



Maximum Weight – 304 lbs per person

WindSeeker ascends nearly 301 feet, while spreading its arms, swinging riders at a 45 degree angle at speeds up to 30 mph. This attraction provides stunning views of the park and surrounding area. Individual shoulder lap bar and seat belts secure each rider over the shoulders and across the thighs and pelvis. Guests with any type of prosthesis should not ride unless they can ensure the device is properly secured and will remain in place during the ride. Warning: This ride contains strobe lighting.

Riders must have at least one functioning arm, one functioning leg (excluding a prosthesis), and one leg amputated below the knee.

Guests with a cervical collar, neck brace, broken collar bone, braced arm cast or full leg cast are not allowed to ride. A full arm cast is permitted as long as the cast safely fits in the ride unit.

Alternate access is available via the exit to the left of the entrance. Guests will have to take several steps, on their own or with the assistance of a companion, and be capable of elevating themselves up onto a suspended seat which may shift.

Woodstock™ Express 4



A junior version of a classic wooden coaster with a serpentine track, taking riders over exhilarating drops, camel humps, and backed curves. A lap bar and seat belt secures each rider across the thighs and pelvis. This ride may not accommodate guests of exceptional size. Guests between 40" and 46" tall must be seated with a supervising companion. Warning: This ride contains strobe lighting.

Riders must have at least three functioning extremities. Riders without functioning legs can ride provided they have two functioning arms, a normal center of gravity and the lower extremities are sufficiently strong to maintain the proper riding posture under the dynamic conditions of the ride. Leg amputations must be below the knee.

Guests with a cervical collar, neck brace, broken collar bone, full or braced arm cast, or full leg cast are not allowed to ride.

Alternate access is available using the walkway to the left of the main exit. There is a wheelchair lift at the end of the exit walkway. Guest requiring assistance should ring the bell located at the base of the wheelchair lift. To facilitate boarding, a transfer device is available upon request. Guests must be able to transfer on their own or with the assistance of a companion. Do not use the ride restraints for support while entering/exiting the ride as they may shift.

Woodstock™ Whirlybirds 2



Maximum Weight – 550 lbs per car

Spin around in this junior teacup ride. Guests control the spin of their teacup. Limit two adults per vehicle. Individual seat belts are used to secure riders across the thighs and pelvis. Guests under 42" must be accompanied by a supervising companion. Supervising companions can accompany up to three riders.

Riders must have at least three functioning extremities. Guests with a cervical collar, neck brace, broken collar bone, full arm cast, or braced arm cast are not allowed to ride. Full leg casts are permitted as long as they fit in a car.

Guests with a cervical collar, neck brace, broken collar bone, full arm cast, or braced arm cast are not allowed to ride. A full leg cast is permitted as long as the cast safely fits in the ride unit.

Alternate access is available via the exit to the left of the entrance. Guests will have to take several steps on their own or with the assistance of a companion to access the ride unit including three elevated steps.

Xtreme SkyFlyer™ 5



Maximum Weight – 850 lbs per flight






Flyers control their own ride experience by pulling the rip cord and initiating a 150 foot tethered freefall flight that takes flyers through a breathtaking pendulum swing, soaring a mere six feet above the ground.

In order to be secured properly in the flight suit, the flyers must possess two arms sufficient to be contained and restrained by the shoulder pads, and at least one leg sufficient to be contained and restrained by a leg strap. Guests with cervical collar, neck brace, broken collar bone, full or braced arm cast, or full leg cast are not allowed to ride.

Access is available via the entrance. Guests will have to take several steps on a flat surface and on an incline and be capable of standing, bracing, and stabilizing themselves while being attached and detached from flight cables at the start and end of their flight.

A separate fee is required for this ride.

SOAK CITY WATERPARK

CATEGORY	DESCRIPTION
Low Thrill Rides	 This is a low speed, and or shallow water attraction.
Mild Thrill Rides	 This is a low to medium speed attraction, and/or water depth to 48 inches. Some rider control, maneuvering and/or swimming skills required.
Moderate Thrill Rides	 This is a medium speed attraction. Height and water depth may vary. Moderate or unexpected forces can be generated during the ride. This attraction may require rider control and/or strong swimming skills. Physical activity may be strenuous.
High Thrill Rides	 This is a fast paced ride experience. Riders will encounter changes in speed, direction, elevation, strong water currents, and/or depth of water, some of which is unexpected. This attraction requires rider body control and strong swimming skills.
Aggressive Thrill Rides	 This is a high speed and/or deep water attraction with turbulent turns, drops and/or strong water currents with changes in speed, direction, elevation and/or deep water, which may be unexpected. This attraction requires rider body control and strong swimming skills.

Ongoing Lifeguard Training

In an ongoing effort to provide a safe and enjoyable waterpark experience for our guests, Kings Dominion routinely utilizes training exercises to improve our lifeguards' skills and vigilance. These exercises will occur during normal operating hours and may consist of the following: submersible water mannequins; the use of video surveillance equipment; internal and external audits, and active/inactive water rescues and/or first aid scenarios.

Life Jackets

A life jacket is required for children who are less than 48 inches tall in bare feet or those who are inexperienced or non-swimmers. Life jackets are available for all guests needing special consideration. Children less than 42 inches tall must wear a life jacket and be accompanied by a supervising companion. Only Coast Guard approved life jackets are allowed as flotation devices. Life jackets are provided free of charge for guests who require one. This policy will be enforced at Big Wave Bay, Tidal Wave Bay, and Lazy Rider.

Proper Attire

Appropriate swimwear required. Thongs and transparent clothing is not permitted. Some restrictions will apply if wearing pants and/or denim. Only suits without metal buttons, buckles, rivets, zippers, or sharp objects will be permitted on the body slides. We reserve the right to determine the appropriateness of swimwear.

There can be no sharp objects, such as metal prosthesis, on the slides. Hearing Devices or other electronic devices may be damaged by water. Please take the necessary steps to protect such items. Guests with glasses should wear a safety strap on the slides. Contact lenses are not recommended.

Swim Diapers

Swim diapers are required for Big Wave Bay, Lazy Rider, Lil' Barefoot Beach, Splash Island, and Tidal Wave Bay.

Water Wheelchair

A water wheelchair is available for guests requiring additional assistance when at Big Wave Bay, Tidal Wave Bay, Splash Island (ground level only), and Soak City Splash House (ground level only). While enjoying either wavepool, the water level may not exceed the height of the seat on the chair. The water wheelchair may be used by multiple guests on the same day. Please speak to a member of our Aquatics Supervisory team to obtain access to the water wheelchair and for further information.

FreeStylin' ³



Individual tube slide where riders experience twists, turns, and drops before ending into a 42 inch deep pool. Riders are required to maintain the proper riding position – seated in the tube, facing forward, and holding onto the handles. Guests between 40 and 48 inches tall must wear a life jacket. Only one rider per tube.

Riders must have at least three functioning extremities. Guests with a cervical collar, neck brace, broken collar bone, full or braced arm cast, or full leg cast are not allowed to ride.

Access to the tower requires guests to walk up several flights of stairs. Guests must carry their tube to the top of the tower.

Lazy Rider ²



A ¼ mile tube ride along a relaxing river. Water depth is 34 inches. Riders are required to have a tube at all times. All guests under 48 inches tall must wear a life jacket, including hand-held infants. Guests under 42 inches tall, including hand-held infants, must be accompanied by a supervising companion. Supervising companions may accompany up to two children at a time.

Riders unable to maintain seated postural control or demonstrate appropriate observed behavior; or without a minimum of two functioning extremities must be accompanied by a supervising companion. Cervical collars, neck braces, broken collar bones, braced arm casts, and full leg casts are not allowed.

Alternate access is available at the exit which is next to Shoot the Curl. A pool lift is available. Guests must be able to transfer to and from the lift on their own or with the assistance of a companion. Please contact a lifeguard for assistance.

Lil' Barefoot Beach Pool ¹



An interactive water playground for children with water depths ranging from zero to 16 inches.

Riders unable to maintain seated postural control, have the ability to safely enter and exit the ride or demonstrate appropriate observed behavior must be accompanied by a supervising companion.

Access to the pool is available at the zero depth section. Please see a lifeguard supervisor prior to taking a wheelchair into the pool.

Lil' Barefoot Beach Slide ²



A small children's slide which empties into 16 inches of water. No hand-held infants.

Riders are required to maintain seated postural control and have at least two functioning extremities. Riders unable to safely enter and exit the ride or demonstrate appropriate observed behavior must be accompanied by a supervising companion to access the slide.

Guests with a cervical collar, neck brace, broken collar bone, full or braced arm cast, or full leg cast are not allowed to ride.

Access to the slide requires guests to walk up a few stairs.

Paradise Plunge



Maximum Weight – 300 lbs per person

At the top of the Hurricane Heights slide tower, thrill-seekers step into one of three chambers and wait anxiously for the floor to drop out from underneath their feet, sending them on a high-speed, almost vertical free fall through a series of loops and s-curves in a translucent flume. Riders are required to maintain the proper riding position – arms crossed over their chest, legs crossed at the ankles, and head and back flat against the slide.

Riders are required to have two functioning arms and two functioning legs. Riders with a cervical collar, neck brace, broken collar bone, full or braced arm cast, or full leg cast are not allowed to ride.

Access to the tower requires guests to walk up several flights of stairs.

Pipeline Peak™ Night Slider & Power Plunge



Maximum Weight – 300 lbs per person

Two high speed, totally enclosed body slides in complete darkness beginning at the top of a Pipeline Peak's™ 77 foot platform. The black slide, Night Slider, is speed slide with an almost vertical drop from the top of the tower and the purple slide, Power Plunge, is a black hole style body slide with endless twists and turns. Riders are required to maintain the proper riding position – arms crossed over their chest, legs crossed at the ankles, and back flat against the slide.

Riders are required to have two functioning arms and to functioning legs. Riders with a cervical collar, neck brace, broken collar bone, full or braced arm cast, or full leg cast are not allowed to ride.

Access to the tower requires guests to walk up several flights of stairs.

Pipeline Peak™ Rip Slide & Turbo Twister



Maximum Weight – 300 lbs per single person tube or 600 lbs per double tube

From Pipeline Peak's™ 45 foot level, these two slides send riders, who are seated on an inner tube, through twists and turns in near complete darkness. Riders are required to maintain the proper riding position – seated in the tube, facing forward, and holding onto the handles.

Riders must have at least three functioning extremities. Guests with a cervical collar, neck brace, broken collar bone, full or braced arm cast, or full leg cast are not allowed to ride.

Access to the tower requires guests to walk up several flights of stairs. Guests must carry their tube to the top of the tower.

Soak City Splash House Slides



Maximum Weight – 300 lbs per person

Four mild body slides each starting at a different height within the play structure; one of which is totally enclosed. Riders are required to maintain the proper riding position – arms crossed over their chest, legs crossed at the ankles, and back flat against the slide.

Riders are required to have two functioning legs and sufficient upper extremities to maintain the proper riding position. Riders with a cervical collar, neck brace, broken collar bone, full or braced arm cast, or full leg cast are not allowed to ride.

Access to the slides requires guests to walk up several flights of stairs.

Soak City Splash House 1

Play Structure



Interactive water play structure with a large tipping bucket, water slides, and multiple levels connected by net crawls, bridges, and stairways. Hand-held infants and guests with cervical collars or neck braces are not allowed to participate on the elevated sections of the structure. Guests unable to maintain seated postural control must be accompanied by a supervising companion.

Access is available on the ground level. Access to the elevated levels require guests to walk up several flights of stairs.

Splash Island 1



A zero-depth interactive water playground. Anyone over 54" tall must be accompanied with a child in order to participate.

Riders unable to maintain seated postural control, have the ability to safely enter and exit the attraction or demonstrate appropriate observed behavior must be accompanied by a supervising companion.

The ground level attractions are fully accessible. Please see a lifeguard supervisor prior to taking a wheelchair onto the pad.

Splash Island Slides 1



Small slides for children. Hand-held infants are not allowed.

Riders are required to maintain seated postural control and have at least two functioning extremities. Riders unable to safely enter and exit the ride or demonstrate appropriate observed behavior must be accompanied by a supervising companion to access the slide. Guests with a cervical collar, neck brace, broken collar bone, full arm cast, braced arm cast, or full leg cast are not allowed to ride.

Access to the slides requires guests to walk up a few stairs.

Thunder Falls 5



Maximum Weight – 300 lbs per person;

A set of inner tube water slides at the Hurricane Heights tower that offer a variety of exciting twists, turns, and drops going in and out of darkness before a high speed drop into the catch pool below. Riders are required to maintain the proper riding position – seated in the tube, facing forward, and holding onto the handles.

Riders must have at least three functioning extremities. Guests with a cervical collar, neck brace, broken collar bone, full or braced arm cast, or full leg cast are not allowed to ride.

Access to the tower requires guests to walk up several flights of stairs. Guests must carry their tube to the top of the tower.

Tidal Wave Bay



A 450,000 gallon wavepool with depths ranging from zero to six feet. Waves generated for five minutes, and then off for five minutes. During wave action cycles, strenuous activity is required. Prolonged exposure to wave action may result in fatigue. Exercise caution in deep water. Life jackets are required for children who are less than 48 inches tall in bare feet or those who are inexperienced or non-swimmers. Life jackets are available for all guests needing special consideration. Children under 42 inches tall must be accompanied by a supervising companion. Supervising companions may accompany up to two children at a time. Hand-held infants are allowed as long as they are accompanied by a supervising companion and wearing a life vest. Participation and water depth may be restricted if necessary.

Guests unable to maintain seated postural control, demonstrate appropriate observed behavior, or do not have a minimum of two functioning extremities must be accompanied by a supervising companion. Cervical collars, neck braces, broken collar bones, and braced arm casts are not allowed. Participation and water depth may be restricted for guests with a full arm cast or full leg cast.

Access to the pool is available at the beach. Wheelchairs are permitted in the wavepool up to a depth less than or equal to the axle on the main wheels of the wheelchair when the waves are on. When the waves are off, wheelchairs are allowed to go no further than the seat under water. An aquatic wheelchair is available on a first come, first served basis. Please see a lifeguard supervisor prior to taking a wheelchair into the pool.

Tornado



Maximum Weight – 700 lbs per tube

Cloverleaf tubes take riders twisting and turning into complete darkness before dropping vertically into a funnel, finally ending in a 36 inch splash pool. Riders are required to maintain the proper riding position – seated in the tube with feet in the middle, facing forward, and holding onto the handles. Minimum two riders; maximum three riders.

Riders must have at least three functioning extremities. Guests with a cervical collar, neck brace, broken collar bone, full or braced arm cast, or full leg cast are not allowed to ride.

Access to the tower requires guests to walk up several flights of stairs. Guests must carry their tube to the top of the tower.

Zoom Flume



Maximum Weight – 1,000 lbs per raft

Four person family raft water slide with banked turns and drops ending in a 24 inch splash pool. Riders are required to maintain the proper riding position – seated with your back against the raft, facing forward, and holding onto the handles. Minimum two riders; maximum four.

Riders must have at least three functioning extremities. Guests with any type of cast (forearm, full arm, braced arm, foot, lower leg, or full leg), cervical collar, neck brace, or broken collar bone are not allowed to ride.

Access to the tower requires guests to walk up several flights of stairs.

SHOWS/ENTERTAINMENT



Due to the popularity of our shows, we suggest that you arrive early as seating may be limited. Show schedules are available at Guest Services and at any theatre entrance. All Entertainment venues are accessible to guests who are mobility impaired. Assisted listening devices are available for guests who are hearing impaired. Large print scripts may also be available. Ask any employee at the venue for assistance.

Grande Bandstand

The International Street Grande Bandstand located under the Eiffel Tower, is a multi-purpose stage used for performances, presentations, and special events. The venue does not have seating.

Action Theater

The Action Theater located between International Street and Old Virginia, is an indoor theater with bench seating used for showing movies and music festival competitions. Access to the theater is to the left of the main entrance. Use the path on the right before the building exit. There are viewing areas that accommodate wheelchairs and companions. Please ask an Usher for assistance. All guests exit through the exit doors.

Grove Stage

The Grove Stage, located near the WindSeeker, is a multi-purpose stage used for performances, presentations, and special events. The venue does not have seating.

Kings Dominion Theatre

The Kings Dominion Theatre, located in Old Virginia, is an indoor theatre featuring main stage show productions. Access to the theatre is through the main entrance doors across from the Blue Ridge Tollway. Doors typically open 15 minutes before show time and close promptly at the start of the show. There are viewing areas that accommodate wheelchairs and companions. Please ask an Usher for assistance. After the show an Usher will assist you with exiting the theatre.

Kingswood Amphitheater

The Kingswood Amphitheater is a large outdoor concert venue. Access is through the main entrance. There are viewing areas that accommodate wheelchairs and companions. Please ask an Usher for assistance.

PEANUTS™ Playhouse

The PEANUTS™ Playhouse, located in the heart of Planet Snoopy™, is a small outdoor venue featuring shows for kids. Access to the seating area can be found on either side of the stage. There are viewing areas that accommodate wheelchairs and companions. Please ask an Usher for assistance.

PEANUTS™ Showplace

The PEANUTS™ Showplace, located in Planet Snoopy™, is a covered, outdoor theater with stadium seating. Access to the theater is across from the Planet Snoopy™ Fountain. The venue typically opens 15 minutes prior to show. There are viewing areas that accommodate wheelchairs and companions. Please ask an Usher for assistance.



Dinosaurs Alive is Kings Dominion's unique six-acre, multi-sensory, interactive dinosaur park with over 40 full-sized creations made to replicate nearly every feature of the dinosaurs. Several dinosaurs have interactive consoles which allow guests to guide dinosaur movement so they can see how scientists believe each dinosaur moved its arms, tail, mouth and eyes. There is also an excavation site replica, a kids' paleontological dig site where visitors can uncover prehistoric fossils, and a dinosaur-themed gift shop.

The Dinosaur Alive entrance and exit is located behind the Dino Store and next to the Grizzly roller coaster entrance. The entire trail is wheelchair accessible. At the excavation site, guests must be able to transfer to ground level on their own or with the assistance of a companion. To facilitate the transfer, a transfer device is available. Please ask a Dino Guide for assistance.

The dinosaur trail is not included with general park admission. The trail closes at dusk.

H A L L O W E E N HAUNT®

Halloween Haunt at Kings Dominion has extreme attractions that are designed to scare and startle. These attractions and the park in general will have areas of low lighting, strobe lighting, loud sound, and dense fog. Guests with respiratory sensitivities, history of seizures or epilepsy, or sensitivities to loud music and sound effects are advised not to participate in these attractions.

Characters inside our Haunt attractions will not touch you; please do not touch them in any manner. Those that do will be removed from the park without refund. Rowdy behavior and profanity are also causes for removal from the park. For safety reasons, guests may not wear their own face paint, costumes, or masks.

Please adhere to all posted and verbal warnings and directions.

Some guests may prefer to transfer from their motorized wheelchairs to a non-motorized wheelchair located at the attraction entrance.

Additional Information & Services

Our goal is to make Kings Dominion as enjoyable and barrier-free as practical. Should you find that you need assistance at any point during your visit, please do not hesitate to ask any one of our staff members. They will be happy to assist you in any way needed to make your visit more enjoyable. Listed below is some additional information and a list of the services we offer. Please feel free to suggest areas in which we might improve in the future. If you need further information or have a special need that is not addressed here, please visit Guest Services or call 804.876.5400.



Assisted Listening Devices

Assistive listening systems utilize a lightweight wireless device that receives a signal from transmitters at certain locations in order to amplify sound. These are recommended for guests with mild to moderate hearing loss. Assisted listening devices are available at the PEANUTS™ Showplace in Planet Snoopy™, Action Theater, Kings Dominion Theater, PEANUTS™ Playhouse, Grande Bandstand, Grove Stage and Kingswood Amphitheater. Ask any employee at these locations for assistance.



Interpretive Services

If requested at least one week in advance, we can provide interpretive services for hearing impaired guests. To arrange for sign language interpreting services, please contact 804-876-5561. Additionally, show scripts are available at each show venue upon request and must be returned at the end of the show.

Braille & Large Print Guides

Braille and large print guides of the Park Map and Guest Assistance Guide are available at Guest Services. There are a limited number of guides available to rent and will be issued on a first-come, first-served basis. A \$20.00 deposit is required. Refundable only when the guide and/or map is returned to Guest Services on the same day.

Campground & Hotel Shuttle Buses

An ADA accessible bus is available for transportation from the campground and select hotel partners to and from the park. Stop by Guest Services, the Campground Store, or hotel front desk for assistance.



Guest Services

Guest Services is located at the right side of the front gate admission area when entering the park or left side of the front gate when inside the park. Guests with disabilities are welcome to stop by Guest Services for any required assistance.



Family Care Center

A Family Care Center is located in Planet Snoopy™ next to the Planet Snoopy™ Restroom for parents to feed young children and for lost children. Two family restrooms are also located inside the center.



First Aid

Our Main First Aid facility is located on International Street near the Eiffel Tower. Medical professionals are on duty at all times to assist with special medical needs. Refrigeration of medication, as well as storage of special medical equipment, is available at First Aid. There is also a First Aid station in Soak City located next to the Lockers on the Southside of the waterpark.



Locker Rental

Lockers, wheelchairs, and scooters, are available for rent at Stroller Rental located on the west side of the Main Entrance. Additional lockers are located in front of Safari Village and Old Virginia Restrooms as well as in Soak City. Lockers offer a convenient, secure area to store belongings during your visit.

Package Pickup

For your shopping convenience you may leave your purchase at any shop and pick them up at the Wheelchair/Stroller Rental Shop when you leave.

Parking

Parking for guests with disabilities is provided in the parking lot near the front gate. Proper vehicle identification must be displayed. Security officers on duty are authorized to ticket and/or tow vehicles that do not display proper identification.



Restrooms

Restrooms are available throughout the park. Should you need assistance, please visit the restroom at First Aid. Please ask for assistance if needed. Private, family restrooms are located outside the Front Gate, next to the Xtreme SkyFlyer, between Bad Apple and Skeeball and at the Tidal Wave Bay Cabanas, and at the Southside Soak City Restroom.

Ride Availability

Rides may be closed due to weather (high winds, rain, or lightning), required maintenance or other causes. We will reopen closed rides as soon as safely possible. Water rides may close when temperature is below 65 degrees F. No rain checks or refunds are available.



Service Animals

Service animals are welcome at Kings Dominion, but must be physically controlled on a leash or harness at all times. Due to the nature of most rides, service animals must remain with a non-riding member of the guest's party. Kings Dominion employees are not permitted to take control of service animals. A rest area and water are available for service animals at the Kings Dominion Kennel; please see Guest Services to make arrangements. A relief area is also located next to First Aid. Guests whose service animal demonstrates aggressive actions towards our guests or employees will be directed to remove the animal from the park. Limit one service animal per guest.

Service animals may be taken on the Carousel (chariot seating) and Eiffel Tower. Guests may take advantage of our Parent Swap policy for staying with the service animal. Visit Guest Services for more information about the Parent Swap Policy.

Special Dietary Needs

Although outside food and beverages are not allowed in the park, individuals who have special diets or need items due to a medical condition may bring small coolers to accommodate such needs. Please visit Guest Services for more information.



Telephones

A TDD Device is available at Guest Services. Ask any employee at this location for assistance.

Wheelchairs, Scooters, & Strollers

A limited supply of wheelchairs, electric convenience vehicles (ECV), and strollers are available for rent at the Rental Center inside the main gate and to the right. However, since wheelchairs, ECV's, and strollers are rented on a first-come, first-served basis and cannot be reserved in advance; we urge guests to bring their own. Wheelchairs, ECV's, and strollers may not be taken out of the Park gates or to the parking lot. However, a Park associate will be happy to provide any assistance you may need at that time.

Anyone using a personal Segway, should stop by Guest Services.