



ROUNDS 15 & 16
TERMAS DE RÍO HONDO
01 - 03 AUGUST 2014



Timing & Results by MST SYSTEMS Ltd.
www.mstworld.com

© MST SYSTEMS Ltd. 2014

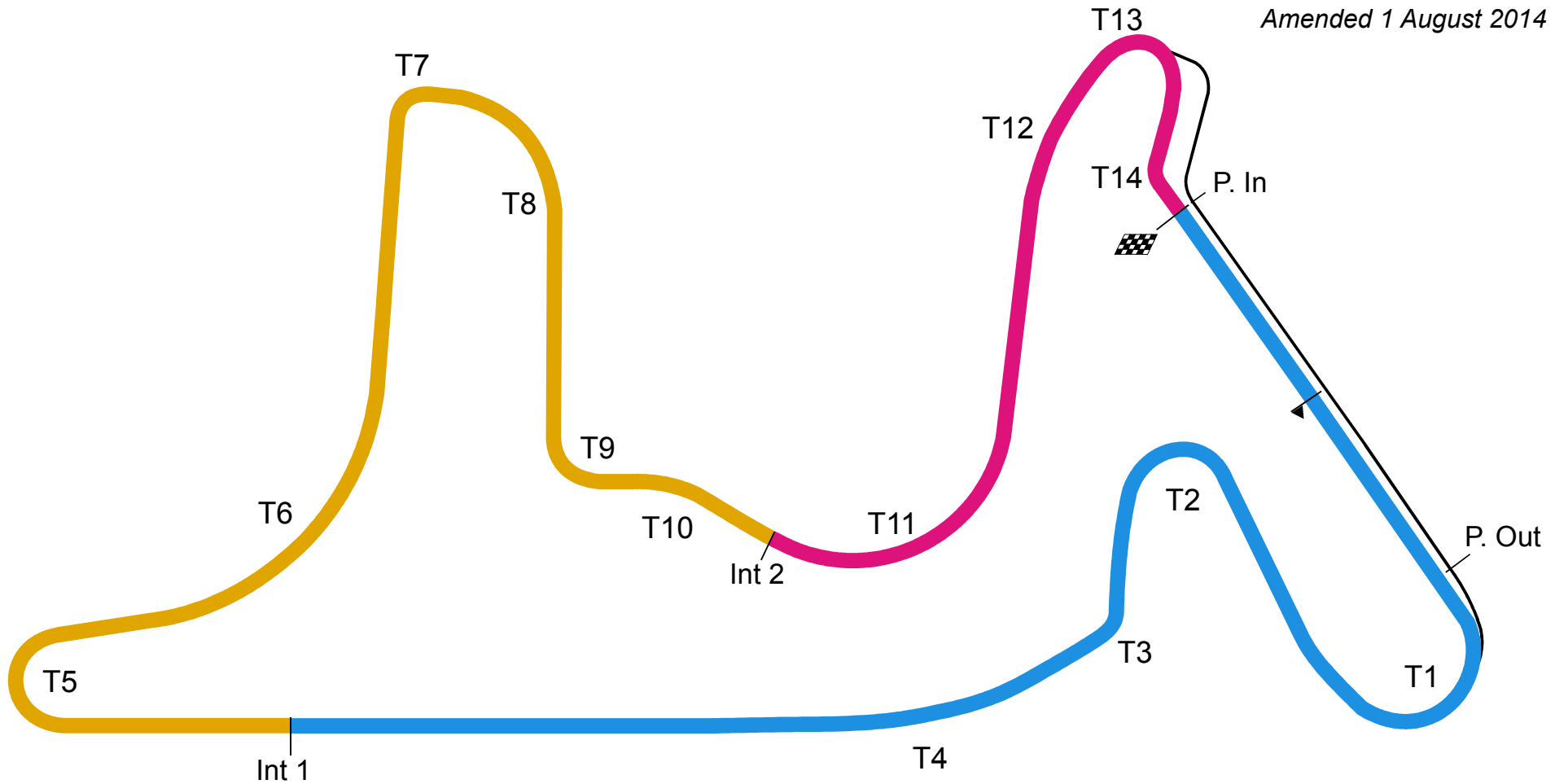
The Haysfield, Spring Lane North, Malvern, Worcestershire, WR14 1GF
Tel: +44 (0) 1684 560614 Fax: +44 (0) 1684 560624 email: motorsport@mstworld.com



Termas de Rio Hondo, Argentina
1 - 3rd August 2014

—▲	Start line
▣	Finish line
Start Line Offset	174 m
Int 1 @	2,027 Km
Int 2 @	3,871 Km
Circuit Centerline	4,806 Km
Pit in @	4,640 Km
Pit out @	0,536 Km
Pit in to Pit out	0,320 Km
A lap by the Pits	4,838 Km
T = Turn Number	S = Sector

Amended 1 August 2014



**FIA WORLD TOURING CAR CHAMPIONSHIP
TESTING - CLASSIFICATION**

	NO	CL	DRIVER	NAT	CAR	TIME	ON	LAPS	GAP	DIFF	KM/H
1	37	TC1	Jose Maria LOPEZ	ARG	Citroen C-Elysee WTCC	1:44.254	11	12			165.95
2	1	TC1	Yvan MULLER	FRA	Citroen C-Elysee WTCC	1:44.270	12	13	0.016	0.016	165.93
3	2	TC1	Gabriele TARQUINI	ITA	Honda Civic WTCC	1:44.343	12	13	0.089	0.073	165.81
4	9	TC1	Sebastien LOEB	FRA	Citroen C-Elysee WTCC	1:44.641	7	13	0.387	0.298	165.34
5	18	TC1	Tiago MONTEIRO	PRT	Honda Civic WTCC	1:44.894	13	14	0.640	0.253	164.94
6	25	TC1	Mehdi BENNANI	MAR	Honda Civic WTCC	1:45.201	13	14	0.947	0.307	164.46
7	7	TC1	Hugo VALENTE	FRA	Chevrolet RML Cruze TC1	1:45.592	14	15	1.338	0.391	163.85
8	3	TC1	Tom CHILTON	GBR	Chevrolet RML Cruze TC1	1:45.949	10	11	1.695	0.357	163.30
9	12	TC1	Rob HUFF	GBR	Lada Granta 1.6T	1:46.211	12	13	1.957	0.262	162.89
10	11	TC1	James THOMPSON	GBR	Lada Granta 1.6T	1:46.340	13	14	2.086	0.129	162.70
11	77	TC1	Rene MUNNICH	DEU	Chevrolet RML Cruze TC1	1:46.372	12	13	2.118	0.032	162.65
12	10	TC1	Gianni MORBIDELLI	ITA	Chevrolet RML Cruze TC1	1:46.680	11	12	2.426	0.308	162.18
13	4	TC1	Tom CORONEL	NLD	Chevrolet RML Cruze TC1	1:46.998	13	14	2.744	0.318	161.70
14	14	TC1	Mikhail KOZLOVSKIY	RUS	Lada Granta 1.6T	1:47.267	13	14	3.013	0.269	161.29
15	98	TC1	Dusan BORKOVIC	SRB	Chevrolet RML Cruze TC1	1:47.841	6	14	3.587	0.574	160.43
16	6	TC2	Franz ENGSTLER	DEU	BMW E90 320 TC	1:51.801	11	12	7.547	3.960	154.75
17	15	TC2	Camilo ECHEVARRIA	ARG	BMW E90 320 TC	1:52.583	12	14	8.329	0.782	153.67
18	27	TC2	John FILIPPI	FRA	SEAT Leon WTCC	1:53.530	11	13	9.276	0.947	152.39

Car 5 did not participate.

Weather/Track: Sun 19C / Dry 37C

Autódromo Termas de Río Hondo

Circuit Length: 4.806 km / 2.986 miles

Start: 12:00 Flag: 12:35

Race Director	Steward:	Timekeeper	Posted at:
---------------	----------	------------	------------

www.mstworld.com

Printed -12:51 Friday, 1 August 2014

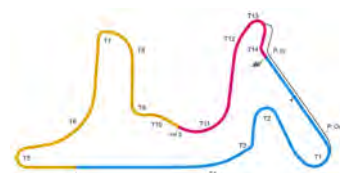


FIA WORLD TOURING CAR CHAMPIONSHIP TESTING - SECTOR ANALYSIS

1 Yvan MULLER (FRA)								Citroen C-Elysee WTCC					TC1		
LAP	SECTOR 1		SECTOR 2		SECTOR 3		TOTAL LAP	LAP	SECTOR 1		SECTOR 2		SECTOR 3		TOTAL LAP
1	OUT	171.8	43.920	-	28.273	-	2:25.420	8	42.501	246.5	40.559	-	22.751	-	1:45.811
2	43.327	240.0	40.353	-	23.194	-	1:46.874	9	43.947	213.1	44.814	-	IN	-	2:01.500 Pit
3	44.659	221.8	40.782	-	25.527	-	1:50.968	10	OUT	160.7	54.940	-	IN	-	5:24.641 Pit
4	43.066	244.6	40.132	-	22.897	-	1:46.095	11	OUT	186.3	48.597	-	25.640	-	6:07.049
5	43.137	245.6	40.146	-	23.080	-	1:46.363	12	42.429	245.1	39.468	-	22.373	-	1:44.270
6	44.160	243.2	42.476	-	IN	-	1:59.745 Pit	13	43.363	227.4	43.938	-	IN	-	1:59.265 Pit
7	OUT	225.4	42.508	-	23.511	-	7:30.577								
IDEAL LAP TIME: 1:44.270								FASTEST LAP: 1:44.270					DIFFERENCE: 0.000		

2 Gabriele TARQUINI (ITA)								Honda Civic WTCC					TC1		
LAP	SECTOR 1		SECTOR 2		SECTOR 3		TOTAL LAP	LAP	SECTOR 1		SECTOR 2		SECTOR 3		TOTAL LAP
1	OUT	227.0	45.019	-	27.344	-	2:29.556	8	43.182	241.3	41.566	-	IN	-	1:57.512 Pit
2	44.936	232.4	40.895	-	IN	-	1:58.320 Pit	9	OUT	238.1	43.239	-	24.269	-	5:09.061
3	OUT	238.6	40.446	-	22.564	-	4:38.520	10	1:11.753	131.6	1:04.231	-	IN	-	3:07.133 Pit
4	43.012	241.3	40.172	-	22.470	-	1:45.654	11	OUT	236.8	40.649	-	22.790	-	5:18.988
5	43.312	238.6	40.790	-	IN	-	1:56.691 Pit	12	42.507	239.5	39.706	-	22.130	-	1:44.343
6	OUT	237.7	42.986	-	23.545	-	4:48.931	13	42.607	242.3	47.355	-	IN	-	2:09.058 Pit
7	43.359	239.0	40.111	-	22.647	-	1:46.117								
IDEAL LAP TIME: 1:44.343								FASTEST LAP: 1:44.343					DIFFERENCE: 0.000		

3 Tom CHILTON (GBR)								Chevrolet RML Cruze TC1					TC1		
LAP	SECTOR 1		SECTOR 2		SECTOR 3		TOTAL LAP	LAP	SECTOR 1		SECTOR 2		SECTOR 3		TOTAL LAP
1	OUT	227.4	43.409	-	IN	-	2:25.414 Pit	7	43.545	232.9	40.526	-	IN	-	1:53.928 Pit
2	OUT	221.0	42.501	-	24.244	-	4:50.210	8	OUT	207.5	50.359	-	IN	-	4:05.724 Pit
3	44.011	233.3	40.704	-	22.901	-	1:47.616	9	OUT	233.3	41.122	-	23.756	-	6:12.474
4	44.049	235.9	40.591	-	22.914	-	1:47.554	10	43.158	239.0	40.132	-	22.659	-	1:45.949
5	45.065	203.5	42.912	-	IN	-	1:59.857 Pit	11	43.732	235.5	41.632	-	IN	-	1:59.763 Pit
6	OUT	231.6	41.462	-	23.738	-	9:00.869								
IDEAL LAP TIME: 1:45.949								FASTEST LAP: 1:45.949					DIFFERENCE: 0.000		

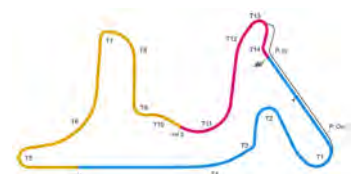


FIA WORLD TOURING CAR CHAMPIONSHIP TESTING - SECTOR ANALYSIS

4 Tom CORONEL (NLD)										Chevrolet RML Cruze TC1					TC1	
LAP	SECTOR 1		SECTOR 2		SECTOR 3		TOTAL LAP		LAP	SECTOR 1		SECTOR 2		SECTOR 3		TOTAL LAP
1	OUT	219.1	43.532	-	IN	-	2:21.666	Pit	8	43.951	237.7	41.004	-	23.388	-	1:48.343
2	OUT	235.9	41.581	-	25.536	-	3:28.321		9	45.092	229.9	41.223	-	IN	-	1:58.762 Pit
3	43.937	237.7	41.102	-	23.424	-	1:48.463		10	OUT	161.9	50.136	-	23.347	-	5:05.993
4	43.941	237.7	42.433	-	23.704	-	1:50.078		11	1:16.001	126.5	1:05.367	-	IN	-	3:12.112 Pit
5	43.656	240.4	41.880	-	23.182	-	1:48.718		12	OUT	236.8	40.888	-	23.507	-	4:32.328
6	43.948	241.8	40.873	-	IN	-	1:57.401	Pit	13	43.286	239.0	40.761	-	22.951	-	1:46.998
7	OUT	237.7	40.724	-	23.148	-	4:12.846		14	44.838	233.7	42.301	-	IN	-	2:02.705 Pit
IDEAL LAP TIME: 1:46.961								FASTEST LAP: 1:46.998				DIFFERENCE: +0.037				

6 Franz ENGSTLER (DEU)										BMW E90 320 TC					TC2	
LAP	SECTOR 1		SECTOR 2		SECTOR 3		TOTAL LAP		LAP	SECTOR 1		SECTOR 2		SECTOR 3		TOTAL LAP
1	OUT	179.7	50.183	-	IN	-	7:12.993	Pit	7	46.253	227.8	43.824	-	IN	-	2:07.007 Pit
2	OUT	180.5	47.987	-	25.363	-	3:47.153		8	OUT	208.2	48.618	-	26.245	-	5:55.137
3	45.694	228.2	43.733	-	24.908	-	1:54.335		9	OUT	126.8	1:03.149	-	IN	-	3:11.992 Pit
4	45.624	227.4	42.597	-	24.796	-	1:53.017		10	OUT	204.8	46.165	-	28.601	-	4:46.826
5	45.880	227.8	42.223	-	24.492	-	1:52.595		11	45.072	231.1	42.443	-	24.286	-	1:51.801
6	45.959	229.9	43.058	-	24.423	-	1:53.440		12	51.286	198.4	45.129	-	IN	-	2:13.336 Pit
IDEAL LAP TIME: 1:51.581								FASTEST LAP: 1:51.801				DIFFERENCE: +0.220				

7 Hugo VALENTE (FRA)										Chevrolet RML Cruze TC1					TC1	
LAP	SECTOR 1		SECTOR 2		SECTOR 3		TOTAL LAP		LAP	SECTOR 1		SECTOR 2		SECTOR 3		TOTAL LAP
1	OUT	130.0	54.702	-	30.942	-	3:02.040		9	43.808	240.4	40.932	-	23.030	-	1:47.770
2	50.037	163.0	48.329	-	29.140	-	2:07.506		10	47.175	225.4	47.330	-	IN	-	2:11.233 Pit
3	48.828	182.6	44.828	-	25.267	-	1:58.923		11	OUT	177.7	50.316	-	24.078	-	5:28.944
4	51.283	179.2	46.511	-	23.914	-	2:01.708		12	1:15.139	140.1	1:06.142	-	IN	-	3:09.564 Pit
5	52.907	166.8	56.423	-	27.943	-	2:17.273		13	OUT	195.0	46.294	-	26.449	-	5:01.370
6	43.316	240.4	40.997	-	23.614	-	1:47.927		14	43.051	242.3	39.833	-	22.708	-	1:45.592
7	43.949	238.1	40.894	-	23.231	-	1:48.074		15	43.182	243.2	45.064	-	IN	-	2:07.955 Pit
8	43.692	239.5	40.705	-	23.079	-	1:47.476									
IDEAL LAP TIME: 1:45.592								FASTEST LAP: 1:45.592				DIFFERENCE: 0.000				



FIA WORLD TOURING CAR CHAMPIONSHIP TESTING - SECTOR ANALYSIS

9 Sebastien LOEB (FRA)					Citroen C-Elysee WTCC					TC1					
LAP	SECTOR 1		SECTOR 2		SECTOR 3		TOTAL LAP	LAP	SECTOR 1		SECTOR 2		SECTOR 3		TOTAL LAP
1	OUT	235.0	43.982	-	30.170	-	2:28.719	8	42.687	245.1	39.632	-	22.474	-	1:44.793
2	43.294	240.9	40.413	-	22.924	-	1:46.631	9	42.780	245.6	39.960	-	IN	-	1:51.170 Pit
3	43.508	241.3	40.192	-	22.799	-	1:46.499	10	OUT	129.7	1:02.685	-	IN	-	7:58.851 Pit
4	43.153	243.2	40.036	-	22.703	-	1:45.892	11	OUT	228.6	47.505	-	26.943	-	4:52.799
5	43.291	244.1	40.188	-	IN	-	1:53.181 Pit	12	42.631	245.1	39.961	-	22.551	-	1:45.143
6	OUT	237.2	41.644	-	24.365	-	6:34.425	13	42.537	245.6	40.123	-	IN	-	1:53.896 Pit
7	42.399	243.7	39.732	-	22.510	-	1:44.641								
IDEAL LAP TIME: 1:44.505					FASTEST LAP: 1:44.641					DIFFERENCE: +0.136					

10 Gianni MORBIDELLI (ITA)					Chevrolet RML Cruze TC1					TC1					
LAP	SECTOR 1		SECTOR 2		SECTOR 3		TOTAL LAP	LAP	SECTOR 1		SECTOR 2		SECTOR 3		TOTAL LAP
1	OUT	210.0	44.162	-	IN	-	2:31.645 Pit	7	OUT	190.3	42.894	-	23.626	-	5:33.107
2	OUT	236.3	41.875	-	23.089	-	3:41.155	8	43.810	240.4	40.656	-	23.504	-	1:47.970
3	44.096	237.7	40.989	-	23.032	-	1:48.117	9	43.927	239.0	41.268	-	IN	-	1:57.436 Pit
4	43.955	239.5	40.677	-	22.944	-	1:47.576	10	OUT	201.6	41.902	-	23.564	-	11:18.508
5	43.840	240.0	40.727	-	22.976	-	1:47.543	11	43.416	240.0	40.290	-	22.974	-	1:46.680
6	44.292	237.7	41.272	-	IN	-	1:57.515 Pit	12	44.181	239.5	40.821	-	IN	-	1:58.626 Pit
IDEAL LAP TIME: 1:46.650					FASTEST LAP: 1:46.680					DIFFERENCE: +0.030					

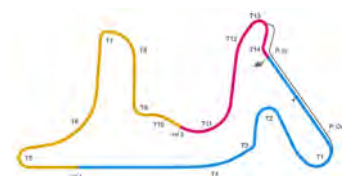
11 James THOMPSON (GBR)					Lada Granta 1.6T					TC1					
LAP	SECTOR 1		SECTOR 2		SECTOR 3		TOTAL LAP	LAP	SECTOR 1		SECTOR 2		SECTOR 3		TOTAL LAP
1	OUT	201.9	47.030	-	IN	-	2:27.747 Pit	8	43.419	235.0	40.323	-	23.035	-	1:46.777
2	OUT	232.9	44.373	-	24.997	-	4:44.199	9	43.403	235.0	40.099	-	23.139	-	1:46.641
3	44.511	233.3	40.786	-	23.600	-	1:48.897	10	43.456	235.0	40.500	-	23.124	-	1:47.080
4	44.104	233.3	40.595	-	23.314	-	1:48.013	11	1:31.051	113.7	1:01.444	-	IN	-	4:56.166 Pit
5	43.788	234.6	40.671	-	23.210	-	1:47.669	12	OUT	237.7	42.314	-	26.434	-	4:44.432
6	45.716	233.3	42.930	-	IN	-	2:03.721 Pit	13	43.190	241.3	40.399	-	22.751	-	1:46.340
7	OUT	232.0	43.190	-	23.829	-	4:55.424	14	44.327	232.0	42.026	-	IN	-	2:07.824 Pit
IDEAL LAP TIME: 1:46.040					FASTEST LAP: 1:46.340					DIFFERENCE: +0.300					



Weather/Track: Sun 19C / Dry 37C

Page 3 of 6

www.mstworld.com



Autódromo Temas de Río Hondo

Circuit Length: 4.806 km / 2.986 miles

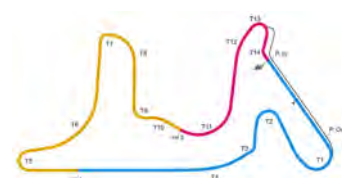
Printed - 12:52 Friday, 1 August 2014

FIA WORLD TOURING CAR CHAMPIONSHIP TESTING - SECTOR ANALYSIS

12 Rob HUFF (GBR)										Lada Granta 1.6T					TC1				
LAP	SECTOR 1		SECTOR 2		SECTOR 3		TOTAL LAP		LAP	SECTOR 1		SECTOR 2		SECTOR 3		TOTAL LAP			
1	OUT	199.3	44.513	-	IN	-	2:24.104	Pit	8	43.435	236.8	40.189	-	22.977	-	1:46.601			
2	OUT	232.9	43.464	-	27.547	-	3:26.862		9	43.491	236.3	41.223	-	IN	-	1:58.456	Pit		
3	43.785	236.8	40.767	-	24.081	-	1:48.633		10	OUT	148.9	49.948	-	IN	-	4:37.755	Pit		
4	43.742	238.6	40.843	-	23.291	-	1:47.876		11	OUT	234.6	40.640	-	23.473	-	6:44.821			
5	43.854	237.2	40.612	-	23.232	-	1:47.698		12	43.187	236.8	40.243	-	22.781	-	1:46.211			
6	44.078	235.5	41.768	-	IN	-	1:56.192	Pit	13	47.710	210.7	43.535	-	IN	-	2:06.061	Pit		
7	OUT	231.6	42.909	-	24.402	-	5:39.654												
IDEAL LAP TIME: 1:46.157										FASTEST LAP: 1:46.211					DIFFERENCE: +0.054				

14 Mikhail KOZLOVSKIY (RUS)										Lada Granta 1.6T					TC1				
LAP	SECTOR 1		SECTOR 2		SECTOR 3		TOTAL LAP		LAP	SECTOR 1		SECTOR 2		SECTOR 3		TOTAL LAP			
1	OUT	197.1	46.333	-	26.096	-	2:16.732		8	47.126	229.5	41.480	-	23.301	-	1:51.907			
2	48.305	195.9	42.567	-	25.194	-	1:56.066		9	44.537	234.2	41.487	-	IN	-	2:00.358	Pit		
3	48.404	231.6	41.806	-	24.075	-	1:54.285		10	OUT	239.5	41.644	-	25.746	-	5:17.016			
4	44.557	221.4	44.077	-	IN	-	2:07.341	Pit	11	1:09.435	139.5	1:04.078	-	IN	-	3:07.320	Pit		
5	OUT	233.7	42.084	-	23.820	-	5:34.995		12	OUT	236.3	40.909	-	23.340	-	4:19.309			
6	43.860	237.2	40.837	-	23.411	-	1:48.108		13	43.601	238.6	40.545	-	23.121	-	1:47.267			
7	43.760	239.0	40.517	-	23.372	-	1:47.649		14	44.058	229.9	41.053	-	IN	-	1:59.133	Pit		
IDEAL LAP TIME: 1:47.239										FASTEST LAP: 1:47.267					DIFFERENCE: +0.028				

15 Camilo ECHEVARRIA (ARG)										BMW E90 320 TC					TC2				
LAP	SECTOR 1		SECTOR 2		SECTOR 3		TOTAL LAP		LAP	SECTOR 1		SECTOR 2		SECTOR 3		TOTAL LAP			
1	4:17.473	148.0	54.177	-	IN	-	5:52.448	Pit	8	45.636	228.2	42.753	-	24.570	-	1:52.959			
2	OUT	205.2	49.241	-	28.273	-	3:46.079		9	47.250	226.6	42.685	-	24.265	-	1:54.200			
3	48.406	226.6	48.302	-	25.833	-	2:02.541		10	45.804	228.2	51.655	-	IN	-	2:17.519	Pit		
4	47.005	226.2	43.484	-	24.631	-	1:55.120		11	OUT	228.6	46.064	-	29.320	-	6:40.516			
5	45.853	227.4	44.065	-	24.513	-	1:54.431		12	45.287	230.3	43.347	-	23.949	-	1:52.583			
6	45.681	228.6	43.124	-	IN	-	2:06.711	Pit	13	45.109	231.6	42.341	-	24.149	-	1:51.599			
7	OUT	152.3	45.489	-	24.677	-	4:19.071		14	1:23.902	161.1	55.038	-	IN	-	4:28.581	Pit		
IDEAL LAP TIME: 1:51.743										FASTEST LAP: 1:52.583					DIFFERENCE: +0.840				



Weather/Track: Sun 19C / Dry 37C

Page 4 of 6

www.mstworld.com



Autódromo Termas de Río Hondo
Circuit Length: 4.806 km / 2.986 miles
Printed - 12:52 Friday, 1 August 2014

FIA WORLD TOURING CAR CHAMPIONSHIP TESTING - SECTOR ANALYSIS

18		Tiago MONTEIRO (PRT)							Honda Civic WTCC					TC1			
LAP	SECTOR 1	SECTOR 2	SECTOR 3	TOTAL LAP	LAP	SECTOR 1	SECTOR 2	SECTOR 3	TOTAL LAP	LAP	SECTOR 1	SECTOR 2	SECTOR 3	TOTAL LAP			
1	OUT	221.8	44.660	-	29.668	-	2:30.598			8	43.039	241.8	40.090	-	22.777	-	1:45.906
2	45.332	233.3	41.284	-	23.557	-	1:50.173			9	43.883	238.6	42.231	-	IN	-	1:56.918 Pit
3	43.346	241.3	41.018	-	23.258	-	1:47.622			10	OUT	240.4	41.277	-	26.465	-	5:36.909
4	43.467	244.1	40.402	-	22.865	-	1:46.734			11	1:10.748	135.9	1:03.491	-	IN	-	3:09.257 Pit
5	44.051	240.4	42.005	-	IN	-	1:55.530 Pit			12	OUT	240.0	41.635	-	26.625	-	4:47.871
6	OUT	232.0	42.167	-	23.773	-	5:37.897			13	42.588	243.7	39.743	-	22.563	-	1:44.894
7	42.938	240.4	40.199	-	22.895	-	1:46.032			14	43.393	235.5	43.755	-	IN	-	2:03.455 Pit
IDEAL LAP TIME: 1:44.894				FASTEST LAP: 1:44.894				DIFFERENCE: 0.000									

25		Mehdi BENNANI (MAR)							Honda Civic WTCC					TC1			
LAP	SECTOR 1	SECTOR 2	SECTOR 3	TOTAL LAP	LAP	SECTOR 1	SECTOR 2	SECTOR 3	TOTAL LAP	LAP	SECTOR 1	SECTOR 2	SECTOR 3	TOTAL LAP			
1	OUT	234.2	42.207	-	IN	-	2:32.911 Pit			8	43.189	242.3	40.228	-	22.804	-	1:46.221
2	OUT	236.3	41.793	-	23.391	-	4:29.857			9	43.554	241.8	40.341	-	IN	-	1:54.587 Pit
3	43.564	238.6	40.619	-	22.733	-	1:46.916			10	OUT	241.3	43.166	-	24.224	-	4:18.931
4	44.050	237.2	40.976	-	22.788	-	1:47.814			11	1:12.061	131.2	1:04.243	-	IN	-	3:08.294 Pit
5	43.748	239.5	40.556	-	22.846	-	1:47.150			12	OUT	241.3	41.555	-	26.712	-	4:52.720
6	44.148	240.0	40.807	-	IN	-	1:53.485 Pit			13	42.669	245.6	39.946	-	22.586	-	1:45.201
7	OUT	240.9	40.806	-	23.088	-	4:13.084			14	43.066	244.6	41.849	-	IN	-	1:58.937 Pit
IDEAL LAP TIME: 1:45.201				FASTEST LAP: 1:45.201				DIFFERENCE: 0.000									

27		John FILIPPI (FRA)							SEAT Leon WTCC					TC2			
LAP	SECTOR 1	SECTOR 2	SECTOR 3	TOTAL LAP	LAP	SECTOR 1	SECTOR 2	SECTOR 3	TOTAL LAP	LAP	SECTOR 1	SECTOR 2	SECTOR 3	TOTAL LAP			
1	OUT	184.2	48.720	-	27.564	-	2:46.501			8	OUT	223.8	44.257	-	25.346	-	5:39.488
2	OUT	222.6	45.992	-	IN	-	2:16.505 Pit			9	OUT	116.5	1:02.039	-	IN	-	5:03.169 Pit
3	OUT	223.8	45.013	-	26.070	-	6:10.165			10	OUT	225.0	45.073	-	31.315	-	4:47.457
4	47.539	227.8	44.321	-	25.226	-	1:57.086			11	45.934	229.0	42.932	-	24.664	-	1:53.530
5	46.548	226.6	44.049	-	24.896	-	1:55.493			12	45.676	229.5	43.027	-	24.274	-	1:52.977
6	47.064	227.8	43.550	-	24.837	-	1:55.451			13	46.083	227.4	43.394	-	IN	-	2:08.533 Pit
7	46.460	228.2	43.329	-	IN	-	2:06.393 Pit										
IDEAL LAP TIME: 1:52.882				FASTEST LAP: 1:53.530				DIFFERENCE: +0.648									



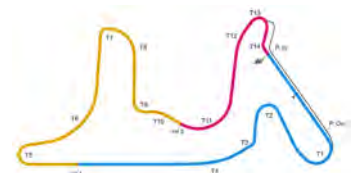
Autódromo Termas de Río Hondo
Circuit Length: 4.806 km / 2.986 miles
Printed - 12:52 Friday, 1 August 2014

FIA WORLD TOURING CAR CHAMPIONSHIP TESTING - SECTOR ANALYSIS

37 Jose Maria LOPEZ (ARG)		Citroen C-Elysee WTCC										TC1				
LAP	SECTOR 1	SECTOR 2	SECTOR 3	TOTAL LAP	LAP	SECTOR 1	SECTOR 2	SECTOR 3	TOTAL LAP							
1	OUT	204.8	44.475	-	23.927	-	2:48.753		7	42.686	245.1	39.847	-	22.710	-	1:45.243
2	43.275	240.0	39.920	-	22.509	-	1:45.704		8	42.804	245.6	39.721	-	22.527	-	1:45.052
3	44.126	239.0	41.962	-	22.793	-	1:48.881		9	43.136	247.0	39.915	-	IN	-	1:53.791 Pit
4	42.955	243.2	39.744	-	22.597	-	1:45.296		10	OUT	198.7	46.938	-	26.516	-	10:35.207
5	43.292	243.7	39.967	-	IN	-	1:53.513 Pit		11	42.448	245.1	39.441	-	22.365	-	1:44.254
6	OUT	234.6	42.408	-	23.111	-	8:27.884		12	50.631	225.0	40.552	-	IN	-	2:04.335 Pit
IDEAL LAP TIME: 1:44.254				FASTEST LAP: 1:44.254				DIFFERENCE: 0.000								

77 Rene MUNNICH (DEU)		Chevrolet RML Cruze TC1										TC1				
LAP	SECTOR 1	SECTOR 2	SECTOR 3	TOTAL LAP	LAP	SECTOR 1	SECTOR 2	SECTOR 3	TOTAL LAP							
1	OUT	184.7	44.232	-	IN	-	2:30.246 Pit		8	45.690	233.3	41.043	-	24.568	-	1:51.301
2	OUT	227.0	45.507	-	28.414	-	3:28.016		9	43.971	239.0	40.769	-	23.396	-	1:48.136
3	55.476	193.8	50.489	-	IN	-	2:20.843 Pit		10	43.974	239.0	48.916	-	IN	-	2:07.814 Pit
4	OUT	210.3	45.401	-	IN	-	4:50.394 Pit		11	OUT	238.6	41.577	-	23.609	-	6:21.610
5	OUT	235.9	41.435	-	23.914	-	5:13.399		12	43.268	240.9	40.236	-	22.868	-	1:46.372
6	44.078	238.6	40.828	-	23.249	-	1:48.155		13	43.566	237.2	41.267	-	IN	-	1:59.712 Pit
7	43.694	239.5	40.696	-	23.124	-	1:47.514									
IDEAL LAP TIME: 1:46.372				FASTEST LAP: 1:46.372				DIFFERENCE: 0.000								

98 Dusan BORKOVIC (SRB)		Chevrolet RML Cruze TC1										TC1				
LAP	SECTOR 1	SECTOR 2	SECTOR 3	TOTAL LAP	LAP	SECTOR 1	SECTOR 2	SECTOR 3	TOTAL LAP							
1	OUT	143.1	52.552	-	32.455	-	3:05.142		8	44.299	239.5	40.470	-	23.165	-	1:47.934
2	49.948	176.9	46.990	-	30.505	-	2:07.443		9	43.883	239.0	40.518	-	IN	-	1:58.988 Pit
3	49.721	158.6	47.163	-	27.465	-	2:04.349		10	8:41.813	129.0	1:05.503	-	IN	-	10:36.655 Pit
4	49.358	209.3	43.454	-	24.753	-	1:57.565		11	OUT	207.9	46.052	-	28.861	-	5:02.835
5	50.863	157.1	56.668	-	29.295	-	2:16.826		12	43.320	241.8	1:03.633	-	23.765	-	2:10.718
6	44.014	239.5	40.587	-	23.240	-	1:47.841		13	43.227	241.8	40.296	-	22.845	-	1:46.368
7	43.677	240.0	40.576	-	23.669	-	1:47.922		14	46.572	243.2	40.860	-	IN	-	2:04.727 Pit
IDEAL LAP TIME: 1:46.542				FASTEST LAP: 1:47.841				DIFFERENCE: +1.299								



Weather/Track: Sun 19C / Dry 37C

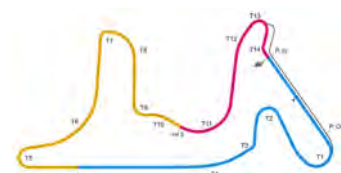
Page 6 of 6
www.mstworld.com



Autódromo Termas de Río Hondo
Circuit Length: 4.806 km / 2.986 miles
Printed - 12:52 Friday, 1 August 2014

FIA WORLD TOURING CAR CHAMPIONSHIP TESTING - BEST SECTOR SPEEDS

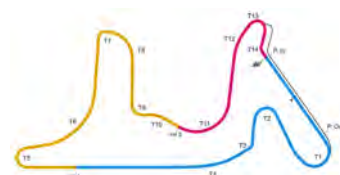
	INTERMEDIATE 1			INTERMEDIATE 2			FINISH LINE					
	NO	NAME	SPEED	LAP	NO	NAME	SPEED	LAP	NO	NAME	SPEED	LAP
1	37	LOPEZ	247.0	9								
2	1	MULLER	246.5	8								
3	9	LOEB	245.6	13								
4	25	BENNANI	245.6	13								
5	18	MONTEIRO	244.1	4								
6	7	VALENTE	243.2	15								
7	98	BORKOVIC	243.2	14								
8	2	TARQUINI	242.3	13								
9	4	CORONEL	241.8	6								
10	11	THOMPSON	241.3	13								
11	77	MUNNICH	240.9	12								
12	10	MORBIDELLI	240.4	8								
13	14	KOZLOVSKIY	239.5	10								
14	3	CHILTON	239.0	10								
15	12	HUFF	238.6	4								
16	15	EHEVARRIA	231.6	13								
17	6	ENGSTLER	231.1	11								
18	27	FILIPPI	229.5	12								



FIA WORLD TOURING CAR CHAMPIONSHIP TESTING - BEST SECTOR TIMES

	SECTOR 1			SECTOR 2			SECTOR 3			IDEAL/BEST LAP COMPARISON					
	NO	TIME	LAP	NO	TIME	LAP	NO	TIME	LAP	NO	NAME	IDEAL	BEST	LAP	DIFF
1	9	42.399	2	37	39.441	11	2	22.130	12	37	LOPEZ	1:44.254	1:44.254	11	0.000
2	1	42.429	12	1	39.468	12	37	22.365	11	1	MULLER	1:44.270	1:44.270	12	0.000
3	37	42.448	11	9	39.632	8	1	22.373	12	2	TARQUINI	1:44.343	1:44.343	12	0.000
4	2	42.507	12	2	39.706	12	9	22.474	8	9	LOEB	1:44.505	1:44.641	7	+0.136
5	18	42.588	13	18	39.743	13	18	22.563	13	18	MONTEIRO	1:44.894	1:44.894	13	0.000
6	25	42.669	1	7	39.833	14	25	22.586	13	25	BENNANI	1:45.201	1:45.201	13	0.000
7	7	43.051	7	25	39.946	13	3	22.659	10	7	VALENTE	1:45.592	1:45.592	14	0.000
8	3	43.158	10	11	40.099	9	7	22.708	14	3	CHILTON	1:45.949	1:45.949	10	0.000
9	12	43.187	12	3	40.132	10	11	22.751	13	11	THOMPSON	1:46.040	1:46.340	13	+0.300
10	11	43.190	13	12	40.189	8	12	22.781	12	12	HUFF	1:46.157	1:46.211	12	+0.054
11	77	43.268	12	77	40.236	12	77	22.868	12	98	BORKOVIC	1:46.368	1:47.841	6	+1.473
12	4	43.286	13	10	40.290	11	10	22.944	4	77	MUNNICH	1:46.372	1:46.372	12	0.000
13	98	43.320	12	98	40.470	8	4	22.951	13	10	MORBIDELLI	1:46.650	1:46.680	11	+0.030
14	10	43.416	11	14	40.517	7	14	23.121	13	4	CORONEL	1:46.961	1:46.998	13	+0.037
15	14	43.601	13	4	40.724	7	98	23.165	8	14	KOZLOVSKIY	1:47.239	1:47.267	13	+0.028
16	6	45.072	11	6	42.223	5	15	23.949	12	15	ECHEVARRIA	1:51.399	1:52.583	12	+1.184
17	15	45.287	12	15	42.685	9	6	24.286	11	6	ENGSTLER	1:51.581	1:51.801	11	+0.220
18	27	45.934	11	27	42.932	11	27	24.664	11	27	FILIPPI	1:52.882	1:53.530	11	+0.648

'Perfect Lap' - 1:43.970



FIA WORLD TOURING CAR CHAMPIONSHIP FREE PRACTICE 1 - CLASSIFICATION

NO	CL	DRIVER	NAT	CAR	TIME	ON	LAPS	GAP	DIFF	KM/H
1	37	TC1 Jose Maria LOPEZ	ARG	Citroen C-Elysee WTCC	1:43.889	9	11			166.53
2	9	TC1 Sebastien LOEB	FRA	Citroen C-Elysee WTCC	1:44.149	8	13	0.260	0.260	166.12
3	25	TC1 Mehdi BENNANI	MAR	Honda Civic WTCC	1:44.288	11	12	0.399	0.139	165.90
4	1	TC1 Yvan MULLER	FRA	Citroen C-Elysee WTCC	1:44.298	8	11	0.409	0.010	165.88
5	2	TC1 Gabriele TARQUINI	ITA	Honda Civic WTCC	1:44.528	9	13	0.639	0.230	165.52
6	5	TC1 Norbert MICHELISZ	HUN	Honda Civic WTCC	1:44.675	10	15	0.786	0.147	165.28
7	18	TC1 Tiago MONTEIRO	PRT	Honda Civic WTCC	1:44.719	6	12	0.830	0.044	165.21
8	3	TC1 Tom CHILTON	GBR	Chevrolet RML Cruze TC1	1:45.259	7	13	1.370	0.540	164.37
9	7	TC1 Hugo VALENTE	FRA	Chevrolet RML Cruze TC1	1:45.302	11	12	1.413	0.043	164.30
10	12	TC1 Rob HUFF	GBR	Lada Granta 1.6T	1:45.541	12	13	1.652	0.239	163.93
11	98	TC1 Dusan BORKOVIC	SRB	Chevrolet RML Cruze TC1	1:45.541	10	12	1.652	0.000	163.93
12	10	TC1 Gianni MORBIDELLI	ITA	Chevrolet RML Cruze TC1	1:45.747	11	12	1.858	0.206	163.61
13	11	TC1 James THOMPSON	GBR	Lada Granta 1.6T	1:46.162	9	11	2.273	0.415	162.97
14	4	TC1 Tom CORONEL	NLD	Chevrolet RML Cruze TC1	1:46.197	6	11	2.308	0.035	162.91
15	77	TC1 Rene MUNNICH	DEU	Chevrolet RML Cruze TC1	1:46.455	4	14	2.566	0.258	162.52
16	14	TC1 Mikhail KOZLOVSKIY	RUS	Lada Granta 1.6T	1:46.617	11	14	2.728	0.162	162.27
17	6	TC2 Franz ENGSTLER	DEU	BMW E90 320 TC	1:50.133	10	14	6.244	3.516	157.09
18	27	TC2 John FILIPPI	FRA	SEAT Leon WTCC	1:51.655	8	14	7.766	1.522	154.95
19	15	TC2 Camilo ECHEVARRIA	ARG	BMW E90 320 TC			3			

For Media Information Purposes - No Regulatory Value.

Autódromo Termas de Río Hondo
Circuit Length: 4.806 km / 2.986 miles
Start: 9:30 Flag: 10:00

Weather/Track: Sun 15C / Dry 27C

Race Director	Steward:	Timekeeper	Posted at:
---------------	----------	------------	------------

www.mstworld.com

Printed -10:05 Saturday, 2 August 2014



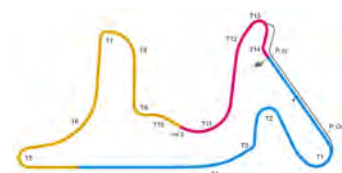
WTCC Race of Argentina - Autódromo Termas de Río Hondo - 2 / 3 August 2014

FIA WORLD TOURING CAR CHAMPIONSHIP FREE PRACTICE 1 - SECTOR ANALYSIS

1 Yvan MULLER (FRA)								Citroen C-Elysee WTCC				TC1			
LAP	SECTOR 1	SECTOR 2	SECTOR 3	TOTAL LAP	LAP	SECTOR 1	SECTOR 2	SECTOR 3	TOTAL LAP						
1	OUT	210.0	48.916	-	27.482	-	2:30.409	7	OUT	240.4	41.094	-	23.287	-	9:07.274
2	42.724	242.7	40.080	-	22.701	-	1:45.505	8	42.405	243.2	39.596	-	22.297	-	1:44.298
3	42.844	243.7	39.830	-	22.312	-	1:44.986	9	42.757	243.7	39.812	-	IN	-	1:51.522 Pit
4	42.906	239.5	41.864	-	IN	-	1:54.275 Pit	10	OUT	246.5	39.668	-	23.656	-	3:07.751
5	OUT	240.9	39.988	-	23.048	-	4:54.137	11	42.757	243.2	40.515	-	IN	-	1:55.499 Pit
6	42.480	244.6	39.702	-	IN	-	1:54.803 Pit								
IDEAL LAP TIME: 1:44.298				FASTEST LAP: 1:44.298				DIFFERENCE: 0.000							

2 Gabriele TARQUINI (ITA)								Honda Civic WTCC				TC1			
LAP	SECTOR 1	SECTOR 2	SECTOR 3	TOTAL LAP	LAP	SECTOR 1	SECTOR 2	SECTOR 3	TOTAL LAP						
1	OUT	225.0	44.854	-	IN	-	2:40.285 Pit	8	OUT	236.3	41.985	-	22.406	-	5:30.212
2	OUT	233.3	40.946	-	22.932	-	2:26.093	9	42.565	241.8	39.644	-	22.319	-	1:44.528
3	42.761	238.6	39.922	-	23.808	-	1:46.491	10	42.711	240.9	39.795	-	22.181	-	1:44.687
4	42.798	240.4	40.741	-	IN	-	1:55.234 Pit	11	42.817	241.8	39.992	-	22.357	-	1:45.166
5	OUT	238.1	40.409	-	22.429	-	6:06.464	12	42.880	241.3	39.882	-	22.320	-	1:45.082
6	42.610	241.3	39.830	-	22.411	-	1:44.851	13	43.523	240.9	41.260	-	IN	-	2:00.131 Pit
7	42.740	240.4	43.297	-	IN	-	1:56.637 Pit								
IDEAL LAP TIME: 1:44.390				FASTEST LAP: 1:44.528				DIFFERENCE: +0.138							

3 Tom CHILTON (GBR)								Chevrolet RML Cruze TC1				TC1			
LAP	SECTOR 1	SECTOR 2	SECTOR 3	TOTAL LAP	LAP	SECTOR 1	SECTOR 2	SECTOR 3	TOTAL LAP						
1	OUT	174.2	47.415	-	26.085	-	2:22.986	8	42.976	238.1	39.983	-	22.349	-	1:45.308
2	50.217	192.3	52.261	-	27.041	-	2:09.519	9	43.389	238.1	41.180	-	IN	-	1:57.409 Pit
3	43.395	236.3	40.789	-	22.493	-	1:46.677	10	OUT	235.9	40.430	-	22.772	-	5:30.329
4	43.194	237.7	40.043	-	22.330	-	1:45.567	11	43.469	235.5	40.201	-	22.511	-	1:46.181
5	43.746	236.3	42.685	-	IN	-	1:59.368 Pit	12	43.044	240.0	39.989	-	22.392	-	1:45.425
6	OUT	232.9	42.318	-	23.038	-	5:39.266	13	44.155	229.9	45.420	-	IN	-	2:06.175 Pit
7	43.042	238.1	39.860	-	22.357	-	1:45.259								
IDEAL LAP TIME: 1:45.166				FASTEST LAP: 1:45.259				DIFFERENCE: +0.093							

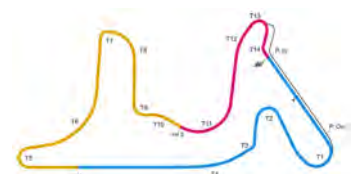


FIA WORLD TOURING CAR CHAMPIONSHIP FREE PRACTICE 1 - SECTOR ANALYSIS

4 Tom CORONEL (NLD)							Chevrolet RML Cruze TC1					TC1					
LAP	SECTOR 1	SECTOR 2	SECTOR 3	TOTAL LAP	LAP	SECTOR 1	SECTOR 2	SECTOR 3	TOTAL LAP								
1	OUT	209.3	51.088	-	27.706	-	2:28.232	7	43.276	239.0	43.083	-	IN	-	2:01.999	Pit	
2	43.717	239.5	40.854	-	24.535	-	1:49.106	8	OUT	238.1	40.637	-	22.909	-	5:50.928		
3	44.154	240.4	41.022	-	IN	-	1:56.699	Pit	9	43.172	240.9	40.619	-	22.740	-	1:46.531	
4	OUT	232.4	44.787	-	24.447	-	9:20.777	10	43.274	240.9	40.469	-	22.745	-	1:46.488		
5	43.217	238.6	40.704	-	22.723	-	1:46.644	11	44.669	219.5	47.243	-	IN	-	2:08.237	Pit	
6	43.337	239.5	40.200	-	22.660	-	1:46.197										
IDEAL LAP TIME: 1:46.032							FASTEST LAP: 1:46.197					DIFFERENCE: +0.165					

5 Norbert MICHELISZ (HUN)							Honda Civic WTCC					TC1				
LAP	SECTOR 1	SECTOR 2	SECTOR 3	TOTAL LAP	LAP	SECTOR 1	SECTOR 2	SECTOR 3	TOTAL LAP							
1	OUT	231.6	44.392	-	28.182	-	2:35.666	9	OUT	238.1	40.646	-	22.246	-	4:02.954	
2	44.274	237.7	41.233	-	23.174	-	1:48.681	10	42.675	240.4	39.599	-	22.401	-	1:44.675	
3	43.636	239.5	40.697	-	22.866	-	1:47.199	11	42.724	240.4	39.717	-	22.309	-	1:44.750	
4	43.553	239.5	40.472	-	22.821	-	1:46.846	12	44.138	238.1	41.781	-	IN	-	1:55.921	Pit
5	43.459	239.5	40.331	-	22.789	-	1:46.579	13	OUT	235.5	42.345	-	25.340	-	3:33.724	
6	43.345	239.5	40.183	-	22.614	-	1:46.142	14	42.533	240.9	39.722	-	22.474	-	1:44.729	
7	43.224	239.5	40.271	-	22.642	-	1:46.137	15	44.459	235.0	41.714	-	IN	-	1:57.915	Pit
8	43.726	240.0	41.341	-	IN	-	1:57.631	Pit								
IDEAL LAP TIME: 1:44.378							FASTEST LAP: 1:44.675					DIFFERENCE: +0.297				

6 Franz ENGSTLER (DEU)							BMW E90 320 TC					TC2					
LAP	SECTOR 1	SECTOR 2	SECTOR 3	TOTAL LAP	LAP	SECTOR 1	SECTOR 2	SECTOR 3	TOTAL LAP								
1	OUT	202.2	50.390	-	31.087	-	3:11.513	8	OUT	229.5	44.707	-	25.414	-	4:45.863		
2	45.921	228.2	43.551	-	27.244	-	1:56.716	9	44.798	231.6	41.711	-	23.954	-	1:50.463		
3	45.286	230.3	42.295	-	24.597	-	1:52.178	10	44.768	232.9	41.519	-	23.846	-	1:50.133		
4	44.982	229.9	42.149	-	24.172	-	1:51.303	11	45.092	230.3	42.038	-	24.206	-	1:51.336		
5	44.980	230.7	42.098	-	24.167	-	1:51.245	12	45.419	234.2	41.510	-	24.133	-	1:51.062		
6	45.285	231.1	41.758	-	24.129	-	1:51.172	13	45.440	231.6	43.768	-	24.938	-	1:54.146		
7	47.483	227.4	44.566	-	IN	-	2:08.383	Pit	14	44.937	233.7	41.856	-	IN	-	2:09.507	Pit
IDEAL LAP TIME: 1:50.124							FASTEST LAP: 1:50.133					DIFFERENCE: +0.009					



FIA WORLD TOURING CAR CHAMPIONSHIP FREE PRACTICE 1 - SECTOR ANALYSIS

7 Hugo VALENTE (FRA)					Chevrolet RML Cruze TC1					TC1					
LAP	SECTOR 1		SECTOR 2		SECTOR 3		TOTAL LAP	LAP	SECTOR 1		SECTOR 2		SECTOR 3		TOTAL LAP
1	OUT	140.0	51.909	-	27.677	-	2:52.198	7	43.577	242.3	40.223	-	22.823	-	1:46.623
2	50.973	188.6	47.163	-	23.415	-	2:01.551	8	43.139	240.4	40.267	-	22.940	-	1:46.346
3	43.009	240.4	40.312	-	22.708	-	1:46.029	9	43.317	241.8	40.364	-	IN	-	1:57.546 Pit
4	42.945	241.3	40.572	-	23.105	-	1:46.622	10	OUT	224.5	43.458	-	23.913	-	5:46.562
5	43.281	241.8	42.736	-	IN	-	2:00.119 Pit	11	42.715	241.8	39.925	-	22.662	-	1:45.302
6	OUT	244.6	40.241	-	22.753	-	6:04.244	12	42.890	241.8	40.420	-	IN	-	2:14.862 Pit
IDEAL LAP TIME: 1:45.302							FASTEST LAP: 1:45.302					DIFFERENCE: 0.000			

9 Sebastien LOEB (FRA)					Citroen C-Elysee WTCC					TC1					
LAP	SECTOR 1		SECTOR 2		SECTOR 3		TOTAL LAP	LAP	SECTOR 1		SECTOR 2		SECTOR 3		TOTAL LAP
1	OUT	235.5	46.227	-	25.363	-	2:27.008	8	42.278	243.2	39.513	-	22.358	-	1:44.149
2	42.916	243.7	40.036	-	23.015	-	1:45.967	9	43.363	238.1	40.267	-	24.005	-	1:47.635
3	42.739	243.2	39.714	-	22.604	-	1:45.057	10	42.342	244.1	39.587	-	22.613	-	1:44.542
4	43.293	240.4	39.865	-	22.474	-	1:45.632	11	43.501	245.1	39.695	-	22.432	-	1:45.628
5	42.576	243.7	39.596	-	22.413	-	1:44.585	12	42.702	244.6	39.875	-	IN	-	1:51.133 Pit
6	42.635	244.6	39.637	-	IN	-	1:51.765 Pit	13	OUT	244.6	39.642	-	IN	-	3:31.476 Pit
7	OUT	241.3	40.892	-	23.472	-	7:19.256								
IDEAL LAP TIME: 1:44.149							FASTEST LAP: 1:44.149					DIFFERENCE: 0.000			

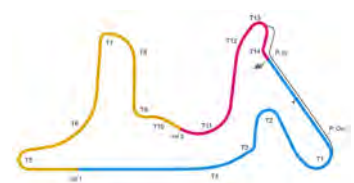
10 Gianni MORBIDELLI (ITA)					Chevrolet RML Cruze TC1					TC1					
LAP	SECTOR 1		SECTOR 2		SECTOR 3		TOTAL LAP	LAP	SECTOR 1		SECTOR 2		SECTOR 3		TOTAL LAP
1	OUT	194.1	52.087	-	27.515	-	2:32.455	7	43.160	239.0	40.222	-	22.594	-	1:45.976
2	43.823	240.0	40.611	-	23.146	-	1:47.580	8	43.014	240.9	40.259	-	22.729	-	1:46.002
3	43.396	241.3	40.345	-	22.939	-	1:46.680	9	43.885	241.3	40.612	-	IN	-	1:54.539 Pit
4	43.707	240.9	40.894	-	IN	-	1:55.085 Pit	10	OUT	239.0	40.285	-	22.968	-	3:18.589
5	OUT	151.2	55.334	-	IN	-	5:59.366 Pit	11	43.014	241.8	40.071	-	22.662	-	1:45.747
6	OUT	237.2	40.808	-	23.154	-	6:27.657	12	43.483	240.4	40.310	-	IN	-	1:54.196 Pit
IDEAL LAP TIME: 1:45.679							FASTEST LAP: 1:45.747					DIFFERENCE: +0.068			



Weather/Track: Sun 15C / Dry 27C

Page 3 of 6

www.mstworld.com



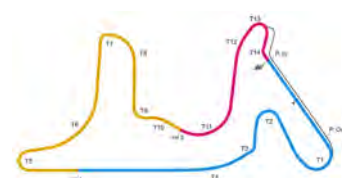
Autódromo Temas de Río Hondo
Circuit Length: 4.806 km / 2.986 miles
Printed - 10:05 Saturday, 2 August 2014

FIA WORLD TOURING CAR CHAMPIONSHIP FREE PRACTICE 1 - SECTOR ANALYSIS

11 James THOMPSON (GBR)								Lada Granta 1.6T				TC1				
LAP	SECTOR 1		SECTOR 2		SECTOR 3		TOTAL LAP	LAP	SECTOR 1		SECTOR 2		SECTOR 3	TOTAL LAP		
1	OUT	164.9	46.909	-	25.435	-	2:18.235	7	45.311	234.2	43.557	-	IN	-	2:04.047	Pit
2	1:37.043	164.9	1:24.003	-	IN	-	3:51.804	Pit	8	OUT	235.0	40.960	-	22.987	-	4:35.791
3	OUT	206.5	46.217	-	25.251	-	8:28.063	9	43.049	235.9	40.052	-	23.061	-	1:46.162	
4	45.807	200.6	46.352	-	23.387	-	1:55.546	10	43.145	237.2	40.321	-	22.770	-	1:46.236	
5	43.302	236.8	40.247	-	22.922	-	1:46.471	11	44.735	226.2	43.437	-	IN	-	2:03.820	Pit
6	43.178	237.2	40.094	-	22.904	-	1:46.176									
IDEAL LAP TIME: 1:45.871								FASTEST LAP: 1:46.162				DIFFERENCE: +0.291				

12 Rob HUFF (GBR)								Lada Granta 1.6T				TC1					
LAP	SECTOR 1		SECTOR 2		SECTOR 3		TOTAL LAP	LAP	SECTOR 1		SECTOR 2		SECTOR 3	TOTAL LAP			
1	OUT	229.0	41.491	-	23.915	-	2:09.797	8	42.873	236.3	40.131	-	22.591	-	1:45.595		
2	43.710	233.3	40.837	-	22.781	-	1:47.328	9	43.190	237.2	40.219	-	IN	-	1:52.778	Pit	
3	43.850	235.0	40.313	-	22.936	-	1:47.099	10	OUT	236.8	41.405	-	23.224	-	4:08.711		
4	43.250	235.5	40.117	-	22.718	-	1:46.085	11	43.369	234.6	41.300	-	25.483	-	1:50.152		
5	43.100	236.8	40.217	-	22.586	-	1:45.903	12	42.974	237.2	40.039	-	22.528	-	1:45.541		
6	44.917	235.0	41.702	-	IN	-	1:57.899	Pit	13	43.002	239.0	42.947	-	IN	-	1:58.844	Pit
7	OUT	235.9	40.521	-	23.329	-	7:33.902										
IDEAL LAP TIME: 1:45.440								FASTEST LAP: 1:45.541				DIFFERENCE: +0.101					

14 Mikhail KOZLOVSKIY (RUS)								Lada Granta 1.6T				TC1				
LAP	SECTOR 1		SECTOR 2		SECTOR 3		TOTAL LAP	LAP	SECTOR 1		SECTOR 2		SECTOR 3	TOTAL LAP		
1	OUT	153.0	47.189	-	25.502	-	2:19.802	8	43.729	208.2	40.924	-	22.768	-	1:47.421	
2	47.888	163.6	46.644	-	IN	-	2:07.934	Pit	9	43.569	205.8	41.053	-	23.074	-	1:47.696
3	OUT	179.4	43.900	-	24.029	-	4:14.537	10	43.806	207.5	44.175	-	25.221	-	1:53.202	
4	44.406	202.8	41.208	-	23.196	-	1:48.810	11	43.304	216.4	40.610	-	22.703	-	1:46.617	
5	43.944	206.8	44.419	-	IN	-	2:01.097	Pit	12	44.141	207.2	43.651	-	24.260	-	1:52.052
6	OUT	205.5	41.243	-	23.017	-	5:29.678	13	43.331	215.7	40.736	-	22.943	-	1:47.010	
7	43.442	205.2	40.869	-	22.710	-	1:47.021	14	48.003	200.0	41.158	-	IN	-	2:01.637	Pit
IDEAL LAP TIME: 1:46.617								FASTEST LAP: 1:46.617				DIFFERENCE: 0.000				



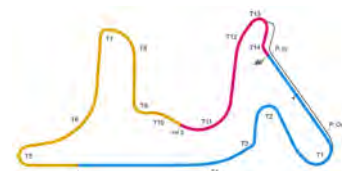
FIA WORLD TOURING CAR CHAMPIONSHIP FREE PRACTICE 1 - SECTOR ANALYSIS

15 Camilo ECHEVARRIA (ARG)										BMW E90 320 TC					TC2		
LAP	SECTOR 1	SECTOR 2	SECTOR 3	TOTAL LAP	LAP	SECTOR 1	SECTOR 2	SECTOR 3	TOTAL LAP	LAP	SECTOR 1	SECTOR 2	SECTOR 3	TOTAL LAP			
1	OUT	191.4	51.951	-	IN	-	3:23.345	Pit	3	49.271	204.5	48.908	-	IN	-	2:15.551	Pit
2	OUT	185.5	58.545	-	27.544	-	4:37.461										
IDEAL LAP TIME:					FASTEST LAP:					DIFFERENCE: 0.000							

18 Tiago MONTEIRO (PRT)										Honda Civic WTCC					TC1			
LAP	SECTOR 1	SECTOR 2	SECTOR 3	TOTAL LAP	LAP	SECTOR 1	SECTOR 2	SECTOR 3	TOTAL LAP	LAP	SECTOR 1	SECTOR 2	SECTOR 3	TOTAL LAP				
1	OUT	211.4	45.402	-	27.303	-	2:31.520			7	42.690	240.9	40.864	-	IN	-	1:54.571	Pit
2	42.993	240.4	40.158	-	22.809	-	1:45.960			8	OUT	204.2	41.912	-	23.381	-	6:30.353	
3	43.043	240.4	39.950	-	22.320	-	1:45.313			9	42.471	241.8	39.953	-	22.387	-	1:44.811	
4	43.374	240.9	41.087	-	IN	-	1:53.737	Pit		10	44.035	225.8	43.080	-	24.275	-	1:51.390	
5	OUT	238.1	40.790	-	22.918	-	6:46.918			11	42.569	243.2	39.706	-	22.532	-	1:44.807	
6	42.527	242.3	39.798	-	22.394	-	1:44.719			12	43.438	243.2	40.316	-	IN	-	1:56.912	Pit
IDEAL LAP TIME: 1:44.497					FASTEST LAP: 1:44.719					DIFFERENCE: +0.222								

25 Mehdi BENNANI (MAR)										Honda Civic WTCC					TC1			
LAP	SECTOR 1	SECTOR 2	SECTOR 3	TOTAL LAP	LAP	SECTOR 1	SECTOR 2	SECTOR 3	TOTAL LAP	LAP	SECTOR 1	SECTOR 2	SECTOR 3	TOTAL LAP				
1	OUT	232.0	45.177	-	IN	-	3:04.975	Pit		7	44.177	227.8	42.723	-	IN	-	1:56.920	Pit
2	OUT	237.7	42.823	-	22.974	-	4:40.084			8	OUT	237.7	40.568	-	22.968	-	6:16.466	
3	43.331	240.0	40.444	-	22.874	-	1:46.649			9	43.559	241.8	39.986	-	IN	-	1:51.305	Pit
4	43.185	240.0	40.149	-	22.730	-	1:46.064			10	OUT	240.9	41.818	-	23.108	-	3:41.338	
5	43.267	238.6	40.632	-	23.037	-	1:46.936			11	42.448	243.7	39.436	-	22.404	-	1:44.288	
6	43.361	239.0	40.226	-	23.023	-	1:46.610			12	48.983	196.8	47.670	-	IN	-	2:11.079	Pit
IDEAL LAP TIME: 1:44.288					FASTEST LAP: 1:44.288					DIFFERENCE: 0.000								

27 John FILIPPI (FRA)										SEAT Leon WTCC					TC2			
LAP	SECTOR 1	SECTOR 2	SECTOR 3	TOTAL LAP	LAP	SECTOR 1	SECTOR 2	SECTOR 3	TOTAL LAP	LAP	SECTOR 1	SECTOR 2	SECTOR 3	TOTAL LAP				
1	OUT	171.4	46.756	-	25.406	-	4:40.073			8	45.127	232.0	42.559	-	23.969	-	1:51.655	
2	46.779	229.5	43.087	-	24.823	-	1:54.689			9	45.533	231.1	42.853	-	24.175	-	1:52.561	
3	45.921	228.6	42.988	-	24.098	-	1:53.007			10	45.408	231.6	42.387	-	24.092	-	1:51.887	
4	45.697	231.6	42.413	-	24.227	-	1:52.337			11	45.377	232.0	42.277	-	24.096	-	1:51.750	
5	45.285	229.9	42.672	-	24.118	-	1:52.075			12	45.721	231.6	42.426	-	24.189	-	1:52.336	
6	45.277	230.7	44.267	-	IN	-	2:04.551	Pit		13	45.438	230.3	42.322	-	24.505	-	1:52.265	
7	OUT	224.1	45.719	-	24.558	-	4:33.354			14	45.335	234.6	42.889	-	IN	-	2:04.484	Pit
IDEAL LAP TIME: 1:51.373					FASTEST LAP: 1:51.655					DIFFERENCE: +0.282								



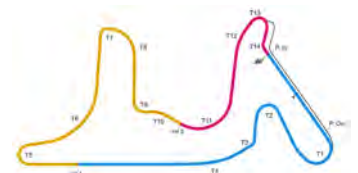
Autódromo Termas de Río Hondo
Circuit Length: 4.806 km / 2.986 miles
Printed - 10:05 Saturday, 2 August 2014

FIA WORLD TOURING CAR CHAMPIONSHIP FREE PRACTICE 1 - SECTOR ANALYSIS

37 Jose Maria LOPEZ (ARG)		Citroen C-Elysee WTCC										TC1					
LAP	SECTOR 1	SECTOR 2	SECTOR 3	TOTAL LAP	LAP	SECTOR 1	SECTOR 2	SECTOR 3	TOTAL LAP								
1	OUT	197.8	42.483	-	23.575	-	2:48.360										
2	42.877	243.2	39.710	-	22.464	-	1:45.051	7	48.912	187.5	45.142	-	IN	-	2:04.758	Pit	
3	42.676	246.0	39.871	-	22.414	-	1:44.961	8	OUT	241.3	40.544	-	22.743	-	8:28.593		
4	42.782	243.7	44.853	-	IN	-	1:59.121	Pit	9	42.306	244.1	39.416	-	22.167	-	1:43.889	
5	OUT	241.8	42.198	-	22.832	-	6:24.641		10	42.572	244.6	39.673	-	22.273	-	1:44.518	
6	42.363	244.6	39.400	-	22.152	-	1:43.915		11	49.781	202.2	47.417	-	IN	-	2:11.965	Pit
IDEAL LAP TIME: 1:43.858				FASTEST LAP: 1:43.889				DIFFERENCE: +0.031									

77 Rene MUNNICH (DEU)		Chevrolet RML Cruze TC1										TC1					
LAP	SECTOR 1	SECTOR 2	SECTOR 3	TOTAL LAP	LAP	SECTOR 1	SECTOR 2	SECTOR 3	TOTAL LAP								
1	OUT	186.1	46.305	-	26.099	-	2:23.625										
2	44.870	237.2	43.776	-	IN	-	2:02.156	Pit	8	OUT	237.7	41.167	-	23.286	-	4:58.713	
3	OUT	206.2	43.738	-	23.735	-	6:11.476		9	43.085	239.5	40.542	-	22.881	-	1:46.508	
4	43.303	239.5	40.364	-	22.788	-	1:46.455		10	43.250	240.4	40.248	-	22.962	-	1:46.460	
5	43.010	240.0	41.775	-	23.159	-	1:47.944		11	43.143	240.9	41.164	-	23.341	-	1:47.648	
6	43.002	240.4	41.097	-	23.057	-	1:47.156		12	43.103	241.3	40.781	-	22.719	-	1:46.603	
7	43.874	228.2	45.028	-	IN	-	2:01.069	Pit	13	43.528	241.8	40.536	-	23.125	-	1:47.189	
IDEAL LAP TIME: 1:45.969				FASTEST LAP: 1:46.455				DIFFERENCE: +0.486									

98 Dusan BORKOVIC (SRB)		Chevrolet RML Cruze TC1										TC1					
LAP	SECTOR 1	SECTOR 2	SECTOR 3	TOTAL LAP	LAP	SECTOR 1	SECTOR 2	SECTOR 3	TOTAL LAP								
1	OUT	141.7	50.257	-	27.450	-	2:53.568										
2	44.350	237.2	40.827	-	22.830	-	1:48.007		7	43.142	240.9	40.064	-	22.963	-	1:46.169	
3	43.858	239.0	41.566	-	24.676	-	1:50.100		8	46.797	185.2	41.382	-	IN	-	2:00.960	Pit
4	50.049	142.6	46.146	-	IN	-	2:11.208	Pit	9	OUT	212.8	41.942	-	26.489	-	5:35.286	
5	OUT	227.0	41.786	-	23.075	-	8:43.764		10	42.872	242.7	39.873	-	22.796	-	1:45.541	
6	43.039	240.9	40.118	-	22.795	-	1:45.952		11	43.367	245.1	40.024	-	23.805	-	1:47.196	
12	50.108	178.4	43.119	-	IN	-	2:10.248	Pit									
IDEAL LAP TIME: 1:45.540				FASTEST LAP: 1:45.541				DIFFERENCE: +0.001									

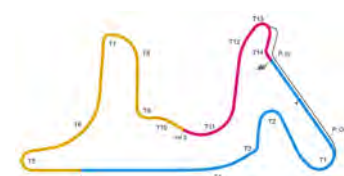


Weather/Track: Sun 15C / Dry 27C



FIA WORLD TOURING CAR CHAMPIONSHIP FREE PRACTICE 1 - BEST SECTOR SPEEDS

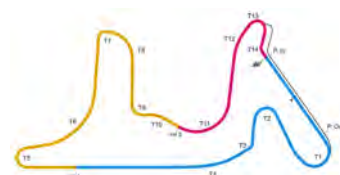
	INTERMEDIATE 1				INTERMEDIATE 2				FINISH LINE			
	NO	NAME	SPEED	LAP	NO	NAME	SPEED	LAP	NO	NAME	SPEED	LAP
1	1	MULLER	246.5	10								
2	37	LOPEZ	246.0	3								
3	98	BORKOVIC	245.1	11								
4	9	LOEB	245.1	11								
5	7	VALENTE	244.6	6								
6	25	BENNANI	243.7	11								
7	18	MONTEIRO	243.2	12								
8	77	MUNNICH	241.8	13								
9	10	MORBIDELLI	241.8	11								
10	2	TARQUINI	241.8	11								
11	5	MICHELISZ	240.9	14								
12	4	CORONEL	240.9	10								
13	3	CHILTON	240.0	12								
14	12	HUFF	239.0	13								
15	11	THOMPSON	237.2	10								
16	27	FILIPPI	234.6	14								
17	6	ENGSTLER	234.2	12								
18	14	KOZLOVSKIY	216.4	11								
19	15	ECHEVARRIA	204.5	3								



FIA WORLD TOURING CAR CHAMPIONSHIP FREE PRACTICE 1 - BEST SECTOR TIMES

	SECTOR 1			SECTOR 2			SECTOR 3			IDEAL/BEST LAP COMPARISON					
	NO	TIME	LAP	NO	TIME	LAP	NO	TIME	LAP	NO	NAME	IDEAL	BEST	LAP	DIFF
1	9	42.278	8	37	39.400	6	37	22.152	6	37	LOPEZ	1:43.858	1:43.889	9	+0.031
2	37	42.306	9	25	39.436	11	2	22.181	10	9	LOEB	1:44.149	1:44.149	8	0.000
3	1	42.405	8	9	39.513	8	5	22.246	9	25	BENNANI	1:44.288	1:44.288	11	0.000
4	25	42.448	11	1	39.596	8	1	22.297	8	1	MULLER	1:44.298	1:44.298	8	0.000
5	18	42.471	9	5	39.599	10	18	22.320	3	5	MICHELISZ	1:44.378	1:44.675	10	+0.297
6	5	42.533	14	2	39.644	9	3	22.330	4	2	TARQUINI	1:44.390	1:44.528	9	+0.138
7	2	42.565	9	18	39.706	11	9	22.358	8	18	MONTEIRO	1:44.497	1:44.719	6	+0.222
8	7	42.715	11	3	39.860	7	25	22.404	11	3	CHILTON	1:45.166	1:45.259	7	+0.093
9	98	42.872	10	98	39.873	10	12	22.528	12	7	VALENTE	1:45.302	1:45.302	11	0.000
10	12	42.873	8	7	39.925	11	10	22.594	7	12	HUFF	1:45.440	1:45.541	12	+0.101
11	3	42.976	8	12	40.039	12	4	22.660	6	98	BORKOVIC	1:45.540	1:45.541	10	+0.001
12	77	43.002	6	11	40.052	9	7	22.662	11	10	MORBIDELLI	1:45.679	1:45.747	11	+0.068
13	10	43.014	8	10	40.071	11	14	22.703	11	11	THOMPSON	1:45.871	1:46.162	9	+0.291
14	11	43.049	9	4	40.200	6	77	22.719	12	77	MUNNICH	1:45.969	1:46.455	4	+0.486
15	4	43.172	9	77	40.248	10	11	22.770	10	4	CORONEL	1:46.032	1:46.197	6	+0.165
16	14	43.304	11	14	40.610	11	98	22.795	6	14	KOZLOVSKIY	1:46.617	1:46.617	11	0.000
17	6	44.768	10	6	41.510	12	6	23.846	10	6	ENGSTLER	1:50.124	1:50.133	10	+0.009
18	27	45.127	8	27	42.277	11	27	23.969	8	27	FILIPPI	1:51.373	1:51.655	8	+0.282
19	15	49.271	3	15	48.908	3	15	27.544	2	15	ECHEVARRIA	2:05.723			

'Perfect Lap' - 1:43.830



FIA WORLD TOURING CAR CHAMPIONSHIP FREE PRACTICE 2 - CLASSIFICATION

NO	CL	DRIVER	NAT	CAR	TIME	ON	LAPS	GAP	DIFF	KM/H
1	1	TC1 Yvan MULLER	FRA	Citroen C-Elysee WTCC	1:44.214	8	12			166.01
2	37	TC1 Jose Maria LOPEZ	ARG	Citroen C-Elysee WTCC	1:44.254	2	12	0.040	0.040	165.95
3	3	TC1 Tom CHILTON	GBR	Chevrolet RML Cruze TC1	1:44.285	9	10	0.071	0.031	165.90
4	9	TC1 Sebastien LOEB	FRA	Citroen C-Elysee WTCC	1:44.364	2	13	0.150	0.079	165.78
5	2	TC1 Gabriele TARQUINI	ITA	Honda Civic WTCC	1:44.472	10	12	0.258	0.108	165.60
6	18	TC1 Tiago MONTEIRO	PRT	Honda Civic WTCC	1:44.525	4	10	0.311	0.053	165.52
7	7	TC1 Hugo VALENTE	FRA	Chevrolet RML Cruze TC1	1:44.647	11	12	0.433	0.122	165.33
8	5	TC1 Norbert MICHELISZ	HUN	Honda Civic WTCC	1:44.737	10	12	0.523	0.090	165.19
9	12	TC1 Rob HUFF	GBR	Lada Granta 1.6T	1:44.981	12	14	0.767	0.244	164.80
10	77	TC1 Rene MUNNICH	DEU	Chevrolet RML Cruze TC1	1:45.119	9	14	0.905	0.138	164.59
11	98	TC1 Dusan BORKOVIC	SRB	Chevrolet RML Cruze TC1	1:45.245	9	10	1.031	0.126	164.39
12	14	TC1 Mikhail KOZLOVSKIY	RUS	Lada Granta 1.6T	1:45.435	7	12	1.221	0.190	164.09
13	25	TC1 Mehdi BENNANI	MAR	Honda Civic WTCC	1:45.788	7	13	1.574	0.353	163.54
14	10	TC1 Gianni MORBIDELLI	ITA	Chevrolet RML Cruze TC1	1:46.146	5	6	1.932	0.358	162.99
15	11	TC1 James THOMPSON	GBR	Lada Granta 1.6T	1:46.201	6	11	1.987	0.055	162.91
16	4	TC1 Tom CORONEL	NLD	Chevrolet RML Cruze TC1	1:46.679	3	4	2.465	0.478	162.18
17	6	TC2 Franz ENGSTLER	DEU	BMW E90 320 TC	1:50.781	10	13	6.567	4.102	156.17
18	27	TC2 John FILIPPI	FRA	SEAT Leon WTCC	1:51.293	9	12	7.079	0.512	155.45
19	15	TC2 Camilo ECHEVARRIA	ARG	BMW E90 320 TC			6			

For Media Information Purposes - No Regulatory Value.

Autódromo Termas de Río Hondo
Circuit Length: 4.806 km / 2.986 miles
Start: 11:10 Flag: 11:40

Weather/Track: Sun 16C / Dry 33C

Race Director	Steward:	Timekeeper	Posted at:
---------------	----------	------------	------------

www.mstworld.com

Printed -11:44 Saturday, 2 August 2014



WTCC Race of Argentina - Autódromo Termas de Río Hondo - 2 / 3 August 2014

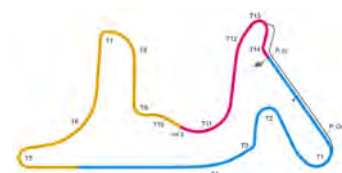
FIA WORLD TOURING CAR CHAMPIONSHIP FREE PRACTICE 2 - SECTOR ANALYSIS

1 Yvan MULLER (FRA)					Citroen C-Elysee WTCC					TC1							
LAP	SECTOR 1	SECTOR 2	SECTOR 3	TOTAL LAP	LAP	SECTOR 1	SECTOR 2	SECTOR 3	TOTAL LAP								
1	OUT	242.7	43.757	-	29.832	-	2:27.562	7	OUT	227.8	42.224	-	23.681	-	4:53.043		
2	42.483	243.2	39.625	-	22.420	-	1:44.528	8	42.403	241.8	39.500	-	22.311	-	1:44.214		
3	42.807	243.2	40.404	-	22.468	-	1:45.679	9	42.656	243.2	40.192	-	IN	-	1:52.520	Pit	
4	42.792	245.1	40.066	-	IN	-	1:56.794	Pit	10	OUT	240.4	39.817	-	22.435	-	6:13.187	
5	OUT	238.1	41.273	-	23.131	-	5:16.876	11	42.511	243.2	39.783	-	22.422	-	1:44.716		
6	42.233	247.0	41.618	-	IN	-	1:56.178	Pit	12	42.774	244.6	42.241	-	IN	-	2:02.422	Pit
IDEAL LAP TIME: 1:44.044					FASTEST LAP: 1:44.214					DIFFERENCE: +0.170							

2 Gabriele TARQUINI (ITA)					Honda Civic WTCC					TC1							
LAP	SECTOR 1	SECTOR 2	SECTOR 3	TOTAL LAP	LAP	SECTOR 1	SECTOR 2	SECTOR 3	TOTAL LAP								
1	OUT	175.9	44.386	-	27.584	-	2:38.452	7	43.968	234.6	43.421	-	IN	-	1:59.936	Pit	
2	42.887	240.0	39.989	-	22.525	-	1:45.401	8	OUT	232.0	41.541	-	23.013	-	6:08.208		
3	42.824	240.9	39.872	-	22.571	-	1:45.267	9	42.610	240.0	44.136	-	27.135	-	1:53.881		
4	44.434	195.0	42.038	-	IN	-	1:59.182	Pit	10	42.497	239.0	39.638	-	22.337	-	1:44.472	
5	OUT	231.1	42.997	-	23.488	-	6:40.243	11	42.736	238.1	39.777	-	22.306	-	1:44.819		
6	42.702	238.1	39.731	-	22.203	-	1:44.636	12	42.803	241.3	41.431	-	IN	-	1:56.067	Pit	
IDEAL LAP TIME: 1:44.338					FASTEST LAP: 1:44.472					DIFFERENCE: +0.134							

3 Tom CHILTON (GBR)					Chevrolet RML Cruze TC1					TC1							
LAP	SECTOR 1	SECTOR 2	SECTOR 3	TOTAL LAP	LAP	SECTOR 1	SECTOR 2	SECTOR 3	TOTAL LAP								
1	OUT	233.3	40.396	-	22.701	-	2:07.021	6	42.913	239.0	39.849	-	22.460	-	1:45.222		
2	1:03.924	233.3	1:23.142	-	22.517	-	1:45.659	7	43.450	229.9	42.480	-	IN	-	1:59.688	Pit	
3	43.106	235.9	40.132	-	22.617	-	1:45.855	8	OUT	235.5	42.026	-	23.414	-	5:56.901		
4	43.596	238.6	41.191	-	IN	-	1:57.158	Pit	9	42.586	238.6	39.550	-	22.149	-	1:44.285	
5	OUT	215.3	40.610	-	22.863	-	6:44.015	10	46.044	176.9	46.593	-	IN	-	2:06.588	Pit	
IDEAL LAP TIME: 1:44.285					FASTEST LAP: 1:44.285					DIFFERENCE: 0.000							

4 Tom CORONEL (NLD)					Chevrolet RML Cruze TC1					TC1						
LAP	SECTOR 1	SECTOR 2	SECTOR 3	TOTAL LAP	LAP	SECTOR 1	SECTOR 2	SECTOR 3	TOTAL LAP							
1	OUT	237.7	41.260	-	22.889	-	2:08.565	3	43.254	240.0	40.660	-	22.765	-	1:46.679	
2	43.381	240.4	40.458	-	22.895	-	1:46.734	4	52.924	146.0	50.882	-	IN	-	2:19.827	Pit
IDEAL LAP TIME: 1:46.477					FASTEST LAP: 1:46.679					DIFFERENCE: +0.202						

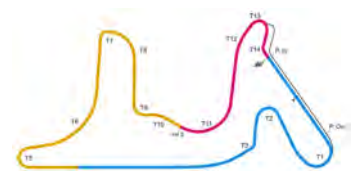


FIA WORLD TOURING CAR CHAMPIONSHIP FREE PRACTICE 2 - SECTOR ANALYSIS

5 Norbert MICHELISZ (HUN)							Honda Civic WTCC					TC1			
LAP	SECTOR 1		SECTOR 2		SECTOR 3		TOTAL LAP	LAP	SECTOR 1		SECTOR 2		SECTOR 3		TOTAL LAP
1	OUT	219.1	43.808	-	26.717	-	2:36.766	7	42.743	240.9	39.790	-	22.416	-	1:44.949
2	42.860	240.4	39.972	-	22.885	-	1:45.717	8	44.053	240.9	42.782	-	IN	-	1:57.322 Pit
3	42.881	240.9	39.881	-	22.446	-	1:45.208	9	OUT	240.0	40.856	-	22.525	-	3:26.463
4	42.980	242.3	39.774	-	22.554	-	1:45.308	10	42.704	241.8	39.687	-	22.346	-	1:44.737
5	44.234	240.9	41.401	-	IN	-	1:59.434 Pit	11	42.918	242.3	39.798	-	22.465	-	1:45.181
6	OUT	240.0	43.038	-	24.367	-	5:30.045	12	44.400	232.9	42.311	-	IN	-	2:04.367 Pit
IDEAL LAP TIME: 1:44.737							FASTEST LAP: 1:44.737					DIFFERENCE: 0.000			

6 Franz ENGSTLER (DEU)							BMW E90 320 TC					TC2			
LAP	SECTOR 1		SECTOR 2		SECTOR 3		TOTAL LAP	LAP	SECTOR 1		SECTOR 2		SECTOR 3		TOTAL LAP
1	OUT	186.6	48.705	-	26.558	-	3:32.039	8	45.301	228.2	43.402	-	IN	-	2:03.372 Pit
2	45.365	227.8	42.857	-	25.034	-	1:53.256	9	OUT	227.4	44.968	-	25.316	-	5:01.824
3	45.192	229.5	42.492	-	24.247	-	1:51.931	10	44.678	230.3	41.794	-	24.309	-	1:50.781
4	45.639	228.6	43.321	-	IN	-	2:02.975 Pit	11	45.120	229.0	41.842	-	24.135	-	1:51.097
5	OUT	212.4	42.975	-	24.344	-	5:40.187	12	45.021	231.6	41.734	-	24.266	-	1:51.021
6	44.980	230.3	41.907	-	24.800	-	1:51.687	13	51.206	191.7	53.314	-	IN	-	2:30.488 Pit
7	45.025	229.9	41.931	-	24.094	-	1:51.050								
IDEAL LAP TIME: 1:50.506							FASTEST LAP: 1:50.781					DIFFERENCE: +0.275			

7 Hugo VALENTE (FRA)							Chevrolet RML Cruze TC1					TC1			
LAP	SECTOR 1		SECTOR 2		SECTOR 3		TOTAL LAP	LAP	SECTOR 1		SECTOR 2		SECTOR 3		TOTAL LAP
1	OUT	-	-	-	-	-	2:53.691	7	-	-	-	-	-	-	1:46.234
2	-	-	-	-	-	-	1:45.605	8	-	-	-	-	-	-	2:01.675 Pit
3	-	-	-	-	-	-	1:46.102	9	-	-	-	-	-	-	5:12.706
4	-	-	-	-	-	-	1:59.698 Pit	10	-	-	-	-	-	-	2:21.326
5	-	-	-	-	-	-	7:21.727	11	-	-	-	-	-	-	1:44.647
6	-	-	-	-	-	-	1:45.579	12	-	-	-	-	-	-	3:09.913 Pit
IDEAL LAP TIME:							FASTEST LAP: 1:44.647					DIFFERENCE: +1:44.647			



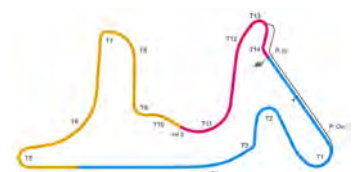
FIA WORLD TOURING CAR CHAMPIONSHIP FREE PRACTICE 2 - SECTOR ANALYSIS

9 Sebastien LOEB (FRA)					Citroen C-Elysee WTCC					TC1					
LAP	SECTOR 1		SECTOR 2		SECTOR 3		TOTAL LAP	LAP	SECTOR 1		SECTOR 2		SECTOR 3		TOTAL LAP
1	OUT	224.1	43.546	-	29.832	-	2:33.213	8	OUT	240.4	41.782	-	22.639	-	5:07.071
2	42.395	243.2	39.522	-	22.447	-	1:44.364	9	42.566	243.7	39.539	-	22.369	-	1:44.474
3	42.543	243.7	40.168	-	IN	-	1:53.023 Pit	10	43.077	243.7	43.741	-	24.635	-	1:51.453
4	OUT	239.0	42.085	-	23.905	-	6:22.861	11	42.440	243.7	39.720	-	22.509	-	1:44.669
5	42.505	242.7	39.664	-	22.349	-	1:44.518	12	42.796	243.7	39.823	-	22.757	-	1:45.376
6	42.595	244.6	39.661	-	22.484	-	1:44.740	13	42.796	245.6	39.893	-	IN	-	1:53.838 Pit
7	43.015	242.7	40.157	-	IN	-	1:52.980 Pit								
IDEAL LAP TIME: 1:44.266					FASTEST LAP: 1:44.364					DIFFERENCE: +0.098					

10 Gianni MORBIDELLI (ITA)					Chevrolet RML Cruze TC1					TC1					
LAP	SECTOR 1		SECTOR 2		SECTOR 3		TOTAL LAP	LAP	SECTOR 1		SECTOR 2		SECTOR 3		TOTAL LAP
1	OUT	141.7	54.351	-	32.410	-	2:54.733	4	OUT	239.0	41.992	-	30.214	-	4:26.965
2	54.226	190.0	45.023	-	25.036	-	2:04.285	5	43.222	241.3	40.156	-	22.768	-	1:46.146
3	47.004	152.1	45.120	-	IN	-	2:07.504 Pit	6	1:04.850	214.2	46.761	-	IN	-	2:27.884 Pit
IDEAL LAP TIME: 1:46.146					FASTEST LAP: 1:46.146					DIFFERENCE: 0.000					

11 James THOMPSON (GBR)					Lada Granta 1.6T					TC1					
LAP	SECTOR 1		SECTOR 2		SECTOR 3		TOTAL LAP	LAP	SECTOR 1		SECTOR 2		SECTOR 3		TOTAL LAP
1	OUT	201.2	45.200	-	28.155	-	2:17.770	7	44.464	234.2	40.688	-	IN	-	1:58.498 Pit
2	45.660	232.4	44.915	-	24.911	-	1:55.486	8	OUT	230.7	41.662	-	23.287	-	4:43.423
3	43.305	235.5	40.443	-	22.733	-	1:46.481	9	43.232	235.5	40.223	-	22.842	-	1:46.297
4	43.454	237.7	41.292	-	IN	-	2:00.385 Pit	10	43.464	235.9	40.293	-	22.859	-	1:46.616
5	OUT	232.9	41.698	-	22.966	-	4:49.305	11	44.839	235.5	41.304	-	IN	-	1:59.549 Pit
6	43.300	233.7	40.190	-	22.711	-	1:46.201								
IDEAL LAP TIME: 1:46.133					FASTEST LAP: 1:46.201					DIFFERENCE: +0.068					

12 Rob HUFF (GBR)					Lada Granta 1.6T					TC1					
LAP	SECTOR 1		SECTOR 2		SECTOR 3		TOTAL LAP	LAP	SECTOR 1		SECTOR 2		SECTOR 3		TOTAL LAP
1	OUT	229.5	43.446	-	26.115	-	2:43.009	8	43.427	234.6	40.664	-	22.714	-	1:46.805
2	43.176	236.8	40.253	-	22.641	-	1:46.070	9	43.103	238.1	40.188	-	22.735	-	1:46.026
3	43.319	236.3	40.450	-	22.621	-	1:46.390	10	43.255	235.0	40.486	-	IN	-	1:52.818 Pit
4	43.208	238.1	40.385	-	22.613	-	1:46.206	11	OUT	234.6	56.249	-	29.174	-	4:31.707
5	43.142	237.2	40.333	-	IN	-	1:55.156 Pit	12	42.772	237.7	39.866	-	22.343	-	1:44.981
6	OUT	235.0	40.903	-	23.581	-	5:05.673	13	43.237	236.3	40.069	-	22.410	-	1:45.716
7	43.030	240.9	40.214	-	22.714	-	1:45.958	14	44.725	237.7	40.312	-	IN	-	1:54.650 Pit
IDEAL LAP TIME: 1:44.981					FASTEST LAP: 1:44.981					DIFFERENCE: 0.000					



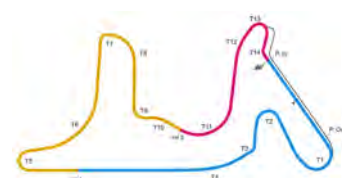
FIA WORLD TOURING CAR CHAMPIONSHIP FREE PRACTICE 2 - SECTOR ANALYSIS

14 Mikhail KOZLOVSKIY (RUS)					Lada Granta 1.6T					TC1	
LAP	SECTOR 1	SECTOR 2	SECTOR 3	TOTAL LAP	LAP	SECTOR 1	SECTOR 2	SECTOR 3	TOTAL LAP		
1	OUT 234.6	42.736 -	28.438 -	2:23.091	7	42.762	237.7 39.984	- 22.689 -	1:45.435		
2	43.426 236.8	40.358 -	22.921 -	1:46.705	8	44.333 216.4	46.309 -	IN -	2:03.679	Pit	
3	43.212 236.3	40.261 -	22.757 -	1:46.230	9	OUT 237.2	42.050 -	23.948 -	5:03.944		
4	43.467 237.7	42.366 -	22.857 -	1:48.690	10	42.910 236.8	40.020 -	22.648 -	1:45.578		
5	43.417 239.0	45.184 -	IN -	2:05.706	11	43.156 236.3	40.243 -	22.840 -	1:46.239	Pit	
6	OUT 234.6	43.187 -	24.110 -	6:53.399	12	47.461 199.0	47.673 -	IN -	2:09.535	Pit	
IDEAL LAP TIME: 1:45.394				FASTEST LAP: 1:45.435				DIFFERENCE: +0.041			

15 Camilo ECHEVARRIA (ARG)					BMW E90 320 TC					TC2	
LAP	SECTOR 1	SECTOR 2	SECTOR 3	TOTAL LAP	LAP	SECTOR 1	SECTOR 2	SECTOR 3	TOTAL LAP		
1	OUT 195.0	49.667 -	IN -	3:41.765	4	47.033	213.1 43.951	- IN -	2:07.449	Pit	
2	OUT 197.8	45.983 -	IN -	7:49.672	5	OUT 182.0	49.011 -	25.698 -	7:53.448		
3	OUT 199.3	45.298 -	25.524 -	8:57.583	6	47.721 215.3	44.615 -	IN -	2:08.787	Pit	
IDEAL LAP TIME:				FASTEST LAP:				DIFFERENCE: 0.000			

18 Tiago MONTEIRO (PRT)					Honda Civic WTCC					TC1	
LAP	SECTOR 1	SECTOR 2	SECTOR 3	TOTAL LAP	LAP	SECTOR 1	SECTOR 2	SECTOR 3	TOTAL LAP		
1	OUT 211.7	44.887 -	25.520 -	2:34.927	6	44.777 226.6	42.305 -	IN -	1:57.202	Pit	
2	46.498 220.6	43.373 -	25.178 -	1:55.049	7	OUT 233.3	44.460 -	24.968 -	5:42.934		
3	45.757 212.4	43.345 -	27.311 -	1:56.413	8	42.364 243.2	39.726 -	22.576 -	1:44.666		
4	42.489 241.3	39.648 -	22.388 -	1:44.525	9	47.100 204.5	48.968 -	24.691 -	2:00.759		
5	42.770 241.8	39.849 -	22.304 -	1:44.923	10	43.689 232.0	43.448 -	IN -	2:04.979	Pit	
IDEAL LAP TIME: 1:44.316				FASTEST LAP: 1:44.525				DIFFERENCE: +0.209			

25 Mehdi BENNANI (MAR)					Honda Civic WTCC					TC1	
LAP	SECTOR 1	SECTOR 2	SECTOR 3	TOTAL LAP	LAP	SECTOR 1	SECTOR 2	SECTOR 3	TOTAL LAP		
1	OUT 148.7	48.129 -	27.826 -	2:52.386	8	43.268 236.8	40.104 -	22.916 -	1:46.288		
2	49.691 173.3	43.782 -	23.154 -	1:56.627	9	43.142 239.0	40.360 -	22.894 -	1:46.396		
3	43.802 231.6	40.779 -	IN -	1:55.240	10	43.262 239.5	40.101 -	22.915 -	1:46.278	Pit	
4	OUT 232.4	40.563 -	IN -	4:53.443	11	43.960 236.8	40.241 -	23.028 -	1:47.229	Pit	
5	OUT 234.2	40.215 -	IN -	2:27.013	12	43.162 240.9	42.145 -	23.006 -	1:48.313	Pit	
6	OUT 232.9	41.627 -	23.218 -	3:47.083	13	43.592 241.8	40.280 -	IN -	1:56.589	Pit	
7	42.981 236.3	40.004 -	22.803 -	1:45.788							
IDEAL LAP TIME: 1:45.788				FASTEST LAP: 1:45.788				DIFFERENCE: 0.000			

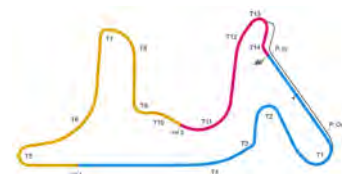


FIA WORLD TOURING CAR CHAMPIONSHIP FREE PRACTICE 2 - SECTOR ANALYSIS

27 John FILIPPI (FRA)		SEAT Leon WTCC								TC2
LAP	SECTOR 1	SECTOR 2	SECTOR 3	TOTAL LAP	LAP	SECTOR 1	SECTOR 2	SECTOR 3	TOTAL LAP	
1	OUT 213.1	45.963 -	27.629 -	2:58.631	7	OUT 223.4	42.713 -	23.845 -	8:09.380	
2	45.869 229.9	43.187 -	24.581 -	1:53.637	8	45.052 230.7	42.435 -	23.847 -	1:51.334	
3	45.476 229.9	42.452 -	24.203 -	1:52.131	9	44.841 234.2	42.348 -	24.104 -	1:51.293	
4	45.481 231.1	42.419 -	24.269 -	1:52.169	10	45.780 232.0	46.436 -	26.946 -	1:59.162	
5	45.378 232.0	42.650 -	24.298 -	1:52.326	11	45.143 232.9	42.330 -	24.128 -	1:51.601	
6	45.546 232.9	42.709 -	IN -	2:03.791 Pit	12	51.027 185.8	43.401 -	IN -	2:11.669 Pit	
IDEAL LAP TIME: 1:51.016				FASTEST LAP: 1:51.293				DIFFERENCE: +0.277		

37 Jose Maria LOPEZ (ARG)		Citroen C-Elysee WTCC								TC1
LAP	SECTOR 1	SECTOR 2	SECTOR 3	TOTAL LAP	LAP	SECTOR 1	SECTOR 2	SECTOR 3	TOTAL LAP	
1	OUT 174.2	48.049 -	25.776 -	2:41.702	7	42.474 242.7	39.866 -	22.344 -	1:44.684	
2	42.471 243.2	39.515 -	22.268 -	1:44.254	8	42.704 242.3	42.828 -	IN -	2:01.660 Pit	
3	42.890 242.7	39.736 -	22.383 -	1:45.009	9	OUT 240.4	41.440 -	23.640 -	7:10.800	
4	42.835 243.7	40.995 -	IN -	1:54.960 Pit	10	42.388 241.3	42.205 -	22.641 -	1:47.234	
5	OUT 219.5	42.358 -	23.498 -	6:03.415	11	42.509 242.3	39.760 -	22.472 -	1:44.741	
6	42.585 242.3	39.899 -	23.899 -	1:46.383	12	42.794 243.2	39.891 -	IN -	1:53.992 Pit	
IDEAL LAP TIME: 1:44.171				FASTEST LAP: 1:44.254				DIFFERENCE: +0.083		

77 Rene MUNNICH (DEU)		Chevrolet RML Cruze TC1								TC1
LAP	SECTOR 1	SECTOR 2	SECTOR 3	TOTAL LAP	LAP	SECTOR 1	SECTOR 2	SECTOR 3	TOTAL LAP	
1	OUT 223.0	44.472 -	25.519 -	2:15.795	8	OUT 215.3	44.268 -	24.379 -	4:11.539	
2	43.187 240.4	40.341 -	22.810 -	1:46.338	9	42.843 241.8	39.581 -	22.695 -	1:45.119	
3	43.121 240.4	40.410 -	22.837 -	1:46.368	10	42.946 240.4	39.745 -	22.577 -	1:45.268	
4	43.079 240.9	40.425 -	22.981 -	1:46.485	11	46.123 212.8	44.612 -	IN -	2:08.797 Pit	
5	43.210 241.3	40.313 -	23.033 -	1:46.556	12	OUT 237.7	41.994 -	IN -	2:39.558 Pit	
6	44.052 240.4	40.757 -	23.078 -	1:47.887	13	OUT 171.6	43.261 -	IN -	2:42.729 Pit	
7	43.391 242.3	46.160 -	IN -	2:04.933 Pit	14	OUT 239.0	41.922 -	IN -	2:39.086 Pit	
IDEAL LAP TIME: 1:45.001				FASTEST LAP: 1:45.119				DIFFERENCE: +0.118		



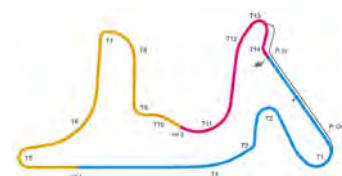
FIA WORLD TOURING CAR CHAMPIONSHIP FREE PRACTICE 2 - SECTOR ANALYSIS

98		Dusan BORKOVIC (SRB)						Chevrolet RML Cruze TC1						TC1	
LAP	SECTOR 1	SECTOR 2			SECTOR 3		TOTAL LAP	LAP	SECTOR 1		SECTOR 2		SECTOR 3		TOTAL LAP
1	OUT	170.9	47.351	-	27.080	-	2:57.154	6	43.895	235.5	40.164	-	23.084	-	1:47.143
2	42.867	240.9	40.080	-	22.946	-	1:45.893	7	44.635	241.8	40.387	-	IN	-	1:59.833 Pit
3	43.368	242.7	40.637	-	23.166	-	1:47.171	8	OUT	203.5	43.731	-	24.667	-	8:03.223
4	43.316	243.7	42.398	-	IN	-	2:01.536 Pit	9	42.716	240.0	39.820	-	22.709	-	1:45.245
5	OUT	229.5	42.267	-	25.224	-	6:42.570	10	50.297	197.8	45.435	-	IN	-	2:13.885 Pit
IDEAL LAP TIME: 1:45.245							FASTEST LAP: 1:45.245							DIFFERENCE: 0.000	



Weather/Track: Sun 16C / Dry 33C

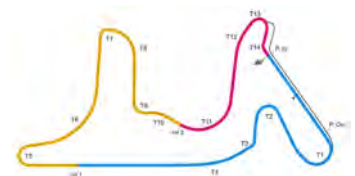
Page 6 of 6
www.mstworld.com



Autódromo Termas de Río Hondo
Circuit Length: 4.806 km / 2.986 miles
Printed - 11:44 Saturday, 2 August 2014

FIA WORLD TOURING CAR CHAMPIONSHIP FREE PRACTICE 2 - BEST SECTOR SPEEDS

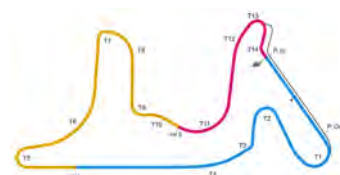
	INTERMEDIATE 1				INTERMEDIATE 2				FINISH LINE			
	NO	NAME	SPEED	LAP	NO	NAME	SPEED	LAP	NO	NAME	SPEED	LAP
1	1	MULLER	247.0	6								
2	9	LOEB	245.6	13								
3	37	LOPEZ	243.7	4								
4	98	BORKOVIC	243.7	4								
5	18	MONTEIRO	243.2	8								
6	5	MICHELISZ	242.3	11								
7	77	MUNNICH	242.3	7								
8	25	BENNANI	241.8	13								
9	2	TARQUINI	241.3	12								
10	10	MORBIDELLI	241.3	5								
11	12	HUFF	240.9	7								
12	4	CORONEL	240.4	2								
13	3	CHILTON	239.0	6								
14	14	KOZLOVSKIY	239.0	5								
15	11	THOMPSON	237.7	4								
16	27	FILIPPI	234.2	9								
17	6	ENGSTLER	231.6	12								
18	15	ECHEVARRIA	215.3	6								



FIA WORLD TOURING CAR CHAMPIONSHIP FREE PRACTICE 2 - BEST SECTOR TIMES

	SECTOR 1			SECTOR 2			SECTOR 3			IDEAL/BEST LAP COMPARISON					
	NO	TIME	LAP	NO	TIME	LAP	NO	TIME	LAP	NO	NAME	IDEAL	BEST	LAP	DIFF
1	1	42.233	6	1	39.500	8	3	22.149	9	1	MULLER	1:44.044	1:44.214	8	+0.170
2	18	42.364	8	37	39.515	2	2	22.203	6	37	LOPEZ	1:44.171	1:44.254	2	+0.083
3	37	42.388	10	9	39.522	2	37	22.268	2	9	LOEB	1:44.266	1:44.364	2	+0.098
4	9	42.395	2	3	39.550	9	18	22.304	5	3	CHILTON	1:44.285	1:44.285	9	0.000
5	2	42.497	10	77	39.581	9	1	22.311	8	18	MONTEIRO	1:44.316	1:44.525	4	+0.209
6	3	42.586	9	2	39.638	10	12	22.343	12	2	TARQUINI	1:44.338	1:44.472	10	+0.134
7	5	42.704	10	18	39.648	4	5	22.346	10	5	MICHELISZ	1:44.737	1:44.737	10	0.000
8	98	42.716	9	5	39.687	10	9	22.349	5	12	HUFF	1:44.981	1:44.981	12	0.000
9	14	42.762	7	98	39.820	9	77	22.577	10	77	MUNNICH	1:45.001	1:45.119	9	+0.118
10	12	42.772	12	12	39.866	12	14	22.648	10	98	BORKOVIC	1:45.245	1:45.245	9	0.000
11	77	42.843	9	14	39.984	7	98	22.709	9	14	KOZLOVSKIY	1:45.394	1:45.435	7	+0.041
12	25	42.981	7	25	40.004	7	11	22.711	6	25	BENNANI	1:45.788	1:45.788	7	0.000
13	10	43.222	5	10	40.156	5	4	22.765	3	11	THOMPSON	1:46.133	1:46.201	6	+0.068
14	11	43.232	9	11	40.190	6	10	22.768	5	10	MORBIDELLI	1:46.146	1:46.146	5	0.000
15	4	43.254	3	4	40.458	2	25	22.803	7	4	CORONEL	1:46.477	1:46.679	3	+0.202
16	6	44.678	10	6	41.734	12	27	23.845	7	6	ENGSTLER	1:50.506	1:50.781	10	+0.275
17	27	44.841	9	27	42.330	11	6	24.094	7	27	FILIPPI	1:51.016	1:51.293	9	+0.277
18	15	47.033	4	15	43.951	4	15	25.524	3	15	ECHEVARRIA	1:56.508			

'Perfect Lap' - 1:43.882



FIA WORLD TOURING CAR CHAMPIONSHIP QUALIFYING 1 - PROVISIONAL CLASSIFICATION

NO	CL	DRIVER	NAT	CAR	TIME	ON	LAPS	GAP	DIFF	KM/H
1	5	TC1 Norbert MICHELISZ	HUN	Honda Civic WTCC	1:44.696	5	6			165.25
2	37	TC1 Jose Maria LOPEZ	ARG	Citroen C-Elysee WTCC	1:44.795	5	6	0.099	0.099	165.09
3	1	TC1 Yvan MULLER	FRA	Citroen C-Elysee WTCC	1:44.962	5	6	0.266	0.167	164.83
4	18	TC1 Tiago MONTEIRO	PRT	Honda Civic WTCC	1:45.126	6	7	0.430	0.164	164.57
5	2	TC1 Gabriele TARQUINI	ITA	Honda Civic WTCC	1:45.150	6	7	0.454	0.024	164.54
6	25	TC1 Mehdi BENNANI	MAR	Honda Civic WTCC	1:45.203	5	6	0.507	0.053	164.45
7	3	TC1 Tom CHILTON	GBR	Chevrolet RML Cruze TC1	1:45.208	5	5	0.512	0.005	164.45
8	9	TC1 Sebastien LOEB	FRA	Citroen C-Elysee WTCC	1:45.216	5	6	0.520	0.008	164.43
9	77	TC1 Rene MUNNICH	DEU	Chevrolet RML Cruze TC1	1:45.348	5	6	0.652	0.132	164.23
10	4	TC1 Tom CORONEL	NLD	Chevrolet RML Cruze TC1	1:45.610	8	8	0.914	0.262	163.82
11	12	TC1 Rob HUFF	GBR	Lada Granta 1.6T	1:45.739	8	8	1.043	0.129	163.62
12	7	TC1 Hugo VALENTE	FRA	Chevrolet RML Cruze TC1	1:45.843	5	6	1.147	0.104	163.46
13	11	TC1 James THOMPSON	GBR	Lada Granta 1.6T	1:45.964	8	9	1.268	0.121	163.27
14	98	TC1 Dusan BORKOVIC	SRB	Chevrolet RML Cruze TC1	1:46.037	5	9	1.341	0.073	163.16
15	10	TC1 Gianni MORBIDELLI	ITA	Chevrolet RML Cruze TC1	1:46.068	5	7	1.372	0.031	163.11
16	14	TC1 Mikhail KOZLOVSKIY	RUS	Lada Granta 1.6T	1:46.622	8	9	1.926	0.554	162.27
17	6	TC2 Franz ENGSTLER	DEU	BMW E90 320 TC	1:50.499	6	8	5.803	3.877	156.57
18	27	TC2 John FILIPPI	FRA	SEAT Leon WTCC	1:51.722	7	9	7.026	1.223	154.86
19	15	TC2 Camilo ECHEVARRIA	ARG	BMW E90 320 TC	1:55.658	3	3	10.962	3.936	149.59

QUALIFICATION MAXIMA OF CLASS (107%)

(TC1 1:52.024) (TC2 1:58.233)

For Media Information Purposes - No Regulatory Value.

Autódromo Termas de Río Hondo
Circuit Length: 4.806 km / 2.986 miles
Start: 15:00 Flag: 15:20

Weather/Track: Sun 25C / Dry 41C

Race Director	Steward:	Timekeeper	Posted at:
---------------	----------	------------	------------

www.mstworld.com

Printed -15:41 Saturday, 2 August 2014



WTCC Race of Argentina - Autódromo Termas de Río Hondo - 2 / 3 August 2014

FIA WORLD TOURING CAR CHAMPIONSHIP QUALIFYING 1 RESULT

NO	CL	DRIVER	NAT	CAR	TIME	ON	LAPS	GAP	DIFF	KM/H
1	5	TC1 Norbert MICHELISZ	HUN	Honda Civic WTCC	1:44.696	5	6			165.25
2	37	TC1 Jose Maria LOPEZ	ARG	Citroen C-Elysee WTCC	1:44.795	5	6	0.099	0.099	165.09
3	1	TC1 Yvan MULLER	FRA	Citroen C-Elysee WTCC	1:44.962	5	6	0.266	0.167	164.83
4	18	TC1 Tiago MONTEIRO	PRT	Honda Civic WTCC	1:45.126	6	7	0.430	0.164	164.57
5	2	TC1 Gabriele TARQUINI	ITA	Honda Civic WTCC	1:45.150	6	7	0.454	0.024	164.54
6	25	TC1 Mehdi BENNANI	MAR	Honda Civic WTCC	1:45.203	5	6	0.507	0.053	164.45
7	3	TC1 Tom CHILTON	GBR	Chevrolet RML Cruze TC1	1:45.208	5	5	0.512	0.005	164.45
8	9	TC1 Sebastien LOEB	FRA	Citroen C-Elysee WTCC	1:45.216	5	6	0.520	0.008	164.43
9	77	TC1 Rene MUNNICH	DEU	Chevrolet RML Cruze TC1	1:45.348	5	6	0.652	0.132	164.23
10	4	TC1 Tom CORONEL	NLD	Chevrolet RML Cruze TC1	1:45.610	8	8	0.914	0.262	163.82
11	12	TC1 Rob HUFF	GBR	Lada Granta 1.6T	1:45.739	8	8	1.043	0.129	163.62
12	7	TC1 Hugo VALENTE	FRA	Chevrolet RML Cruze TC1	1:45.843	5	6	1.147	0.104	163.46
13	11	TC1 James THOMPSON	GBR	Lada Granta 1.6T	1:45.964	8	9	1.268	0.121	163.27
14	98	TC1 Dusan BORKOVIC	SRB	Chevrolet RML Cruze TC1	1:46.037	5	9	1.341	0.073	163.16
15	10	TC1 Gianni MORBIDELLI	ITA	Chevrolet RML Cruze TC1	1:46.068	5	7	1.372	0.031	163.11
16	14	TC1 Mikhail KOZLOVSKIY	RUS	Lada Granta 1.6T	1:46.622	8	9	1.926	0.554	162.27
17	6	TC2 Franz ENGSTLER	DEU	BMW E90 320 TC	1:50.499	6	8	5.803	3.877	156.57
18	27	TC2 John FILIPPI	FRA	SEAT Leon WTCC	1:51.722	7	9	7.026	1.223	154.86
19	15	TC2 Camilo ECHEVARRIA	ARG	BMW E90 320 TC	1:55.658	3	3	10.962	3.936	149.59

QUALIFICATION MAXIMA OF CLASS (107%)

(TC1 1:52.024) (TC2 1:58.233)

Weather/Track: Sun 25C / Dry 41C

Autódromo Termas de Río Hondo
Circuit Length: 4.806 km / 2.986 miles
Start: 15:00 Flag: 15:20

Steward	Steward:	Steward
---------	----------	---------

www.mstworld.com

Printed -17:57 Saturday, 2 August 2014



WTCC Race of Argentina - Autódromo Termas de Río Hondo - 2 / 3 August 2014

FIA WORLD TOURING CAR CHAMPIONSHIP QUALIFYING 1 - SECTOR ANALYSIS

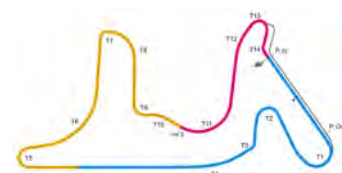
1 Yvan MULLER (FRA)					Citroen C-Elysee WTCC					TC1	
LAP	SECTOR 1	SECTOR 2	SECTOR 3	TOTAL LAP	LAP	SECTOR 1	SECTOR 2	SECTOR 3	TOTAL LAP		
1	OUT	211.0	45.454	-	26.305	-	2:23.270				
2	43.097	242.7	40.215	-	22.963	-	1:46.275				
3	43.418	243.2	40.520	-	IN	-	1:56.574	Pit			
4	OUT	208.6	42.892	-	24.477	-	5:37.621				
5	42.623	242.7	40.106	-	22.233	-	1:44.962				
6	44.420	237.7	41.000	-	IN	-	1:57.086	Pit			
IDEAL LAP TIME: 1:44.962					FASTEST LAP: 1:44.962					DIFFERENCE: 0.000	

2 Gabriele TARQUINI (ITA)					Honda Civic WTCC					TC1	
LAP	SECTOR 1	SECTOR 2	SECTOR 3	TOTAL LAP	LAP	SECTOR 1	SECTOR 2	SECTOR 3	TOTAL LAP		
1	OUT	184.7	44.892	-	27.101	-	2:30.861				
2	43.343	239.5	41.515	-	IN	-	1:57.526	Pit			
3	OUT	225.0	46.565	-	24.699	-	6:25.816				
4	47.409	235.0	43.715	-	IN	-	2:02.529	Pit			
5	OUT	234.6	44.250	-	24.706	-	4:32.116				
6	42.770	244.1	40.010	-	22.370	-	1:45.150				
7	46.115	221.0	43.896	-	IN	-	2:05.192	Pit			
IDEAL LAP TIME: 1:45.150					FASTEST LAP: 1:45.150					DIFFERENCE: 0.000	

3 Tom CHILTON (GBR)					Chevrolet RML Cruze TC1					TC1	
LAP	SECTOR 1	SECTOR 2	SECTOR 3	TOTAL LAP	LAP	SECTOR 1	SECTOR 2	SECTOR 3	TOTAL LAP		
1	OUT	237.2	41.984	-	23.540	-	2:09.982				
2	43.134	238.1	40.158	-	22.509	-	1:45.801				
3	45.364	225.8	41.388	-	IN	-	1:57.319	Pit			
4	OUT	235.5	41.847	-	24.373	-	13:31.809				
5	42.855	241.3	39.991	-	22.362	-	1:45.208				
IDEAL LAP TIME: 1:45.208					FASTEST LAP: 1:45.208					DIFFERENCE: 0.000	

4 Tom CORONEL (NLD)					Chevrolet RML Cruze TC1					TC1	
LAP	SECTOR 1	SECTOR 2	SECTOR 3	TOTAL LAP	LAP	SECTOR 1	SECTOR 2	SECTOR 3	TOTAL LAP		
1	OUT	242.3	45.644	-	23.975	-	2:14.961				
2	43.255	247.0	40.671	-	22.982	-	1:46.908				
3	43.853	241.8	40.589	-	IN	-	1:56.120	Pit			
4	OUT	229.9	46.521	-	25.360	-	4:58.220				
5	42.867	245.1	40.354	-	22.604	-	1:45.825				
6	43.424	246.0	40.675	-	IN	-	1:55.085	Pit			
7	OUT	233.3	46.052	-	23.809	-	4:30.243				
8	42.939	239.0	40.182	-	22.489	-	1:45.610				
IDEAL LAP TIME: 1:45.538					FASTEST LAP: 1:45.610					DIFFERENCE: +0.072	

5 Norbert MICHELISZ (HUN)					Honda Civic WTCC					TC1	
LAP	SECTOR 1	SECTOR 2	SECTOR 3	TOTAL LAP	LAP	SECTOR 1	SECTOR 2	SECTOR 3	TOTAL LAP		
1	OUT	162.3	45.710	-	27.839	-	2:35.197				
2	42.894	243.7	39.854	-	22.391	-	1:45.139				
3	44.315	242.3	41.217	-	IN	-	2:00.444	Pit			
4	OUT	240.0	43.972	-	25.518	-	11:09.728				
5	42.658	243.7	39.792	-	22.246	-	1:44.696				
6	44.799	240.0	42.456	-	IN	-	2:00.332	Pit			
IDEAL LAP TIME: 1:44.696					FASTEST LAP: 1:44.696					DIFFERENCE: 0.000	



FIA WORLD TOURING CAR CHAMPIONSHIP QUALIFYING 1 - SECTOR ANALYSIS

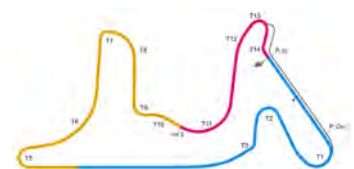
6 Franz ENGSTLER (DEU)					BMW E90 320 TC					TC2					
LAP	SECTOR 1	SECTOR 2	SECTOR 3	TOTAL LAP	LAP	SECTOR 1	SECTOR 2	SECTOR 3	TOTAL LAP						
1	OUT	221.4	48.360	-	25.273	-	3:10.001	5	OUT	221.4	47.515	-	24.496	-	4:49.166
2	45.160	230.3	42.576	-	23.973	-	1:51.709	6	44.823	232.0	41.692	-	23.984	-	1:50.499
3	45.313	230.7	42.585	-	24.035	-	1:51.933	7	44.996	232.9	41.906	-	24.044	-	1:50.946
4	47.085	222.2	46.017	-	IN	-	2:09.638 Pit	8	51.253	181.2	48.929	-	IN	-	2:23.081 Pit
IDEAL LAP TIME: 1:50.488					FASTEST LAP: 1:50.499					DIFFERENCE: +0.011					

7 Hugo VALENTE (FRA)					Chevrolet RML Cruze TC1					TC1					
LAP	SECTOR 1	SECTOR 2	SECTOR 3	TOTAL LAP	LAP	SECTOR 1	SECTOR 2	SECTOR 3	TOTAL LAP						
1	OUT	224.5	45.724	-	27.214	-	2:38.926	4	OUT	198.4	45.828	-	26.907	-	9:28.947
2	43.182	245.1	40.579	-	23.110	-	1:46.871	5	43.233	246.0	39.922	-	22.688	-	1:45.843
3	44.242	192.6	42.029	-	IN	-	2:00.253 Pit	6	43.848	241.8	55.105	-	IN	-	2:21.348 Pit
IDEAL LAP TIME: 1:45.792					FASTEST LAP: 1:45.843					DIFFERENCE: +0.051					

9 Sebastien LOEB (FRA)					Citroen C-Elysee WTCC					TC1					
LAP	SECTOR 1	SECTOR 2	SECTOR 3	TOTAL LAP	LAP	SECTOR 1	SECTOR 2	SECTOR 3	TOTAL LAP						
1	OUT	201.2	46.924	-	26.010	-	2:26.001	4	OUT	214.2	42.025	-	23.442	-	5:53.176
2	43.225	241.8	40.101	-	22.557	-	1:45.883	5	42.574	243.2	39.966	-	22.676	-	1:45.216
3	43.311	242.3	40.453	-	IN	-	1:56.057 Pit	6	43.130	241.3	43.076	-	IN	-	1:57.531 Pit
IDEAL LAP TIME: 1:45.097					FASTEST LAP: 1:45.216					DIFFERENCE: +0.119					

10 Gianni MORBIDELLI (ITA)					Chevrolet RML Cruze TC1					TC1					
LAP	SECTOR 1	SECTOR 2	SECTOR 3	TOTAL LAP	LAP	SECTOR 1	SECTOR 2	SECTOR 3	TOTAL LAP						
1	OUT	185.5	44.859	-	25.564	-	2:20.483	5	43.142	241.8	40.234	-	22.692	-	1:46.068
2	43.754	242.7	40.452	-	22.763	-	1:46.969	6	43.086	245.6	40.546	-	22.833	-	1:46.465
3	43.326	245.1	40.507	-	IN	-	1:57.057 Pit	7	45.866	233.7	41.972	-	IN	-	1:59.355 Pit
4	OUT	240.4	41.758	-	23.347	-	5:08.104								
IDEAL LAP TIME: 1:46.012					FASTEST LAP: 1:46.068					DIFFERENCE: +0.056					

11 James THOMPSON (GBR)					Lada Granta 1.6T					TC1					
LAP	SECTOR 1	SECTOR 2	SECTOR 3	TOTAL LAP	LAP	SECTOR 1	SECTOR 2	SECTOR 3	TOTAL LAP						
1	OUT	231.6	43.776	-	23.406	-	2:10.797	6	44.564	237.2	41.158	-	IN	-	1:57.927 Pit
2	43.293	238.1	40.386	-	22.952	-	1:46.631	7	OUT	237.2	43.572	-	25.676	-	3:42.049
3	44.251	239.0	41.567	-	IN	-	1:58.068 Pit	8	43.131	241.3	40.205	-	22.628	-	1:45.964
4	OUT	234.2	42.654	-	23.754	-	4:09.431	9	46.178	239.0	42.254	-	IN	-	2:04.066 Pit
5	43.088	238.6	40.384	-	22.734	-	1:46.206								
IDEAL LAP TIME: 1:45.921					FASTEST LAP: 1:45.964					DIFFERENCE: +0.043					



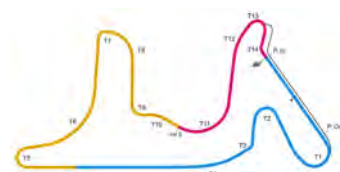
FIA WORLD TOURING CAR CHAMPIONSHIP QUALIFYING 1 - SECTOR ANALYSIS

12 Rob HUFF (GBR)					Lada Granta 1.6T					TC1	
LAP	SECTOR 1	SECTOR 2	SECTOR 3	TOTAL LAP	LAP	SECTOR 1	SECTOR 2	SECTOR 3	TOTAL LAP		
1	OUT 236.3	44.429 -	23.651 -	2:12.416	5	42.928	238.6	40.309 -	22.728 -	1:45.965	
2	43.666 240.0	40.118 -	22.761 -	1:46.545	6	43.401	239.5	41.279 -	IN -	1:55.624 Pit	
3	43.494 241.8	41.947 -	IN -	1:58.112 Pit	7	OUT 201.2	43.291 -	23.164 -		5:26.646	
4	OUT 229.0	43.198 -	26.768 -	4:34.161	8	43.011	238.6	40.143 -	22.585 -	1:45.739	
IDEAL LAP TIME: 1:45.631					FASTEST LAP: 1:45.739					DIFFERENCE: +0.108	

14 Mikhail KOZLOVSKIY (RUS)					Lada Granta 1.6T					TC1	
LAP	SECTOR 1	SECTOR 2	SECTOR 3	TOTAL LAP	LAP	SECTOR 1	SECTOR 2	SECTOR 3	TOTAL LAP		
1	OUT 240.9	44.392 -	23.854 -	2:13.207	6	43.396	241.8	40.622 -	IN -	1:54.959 Pit	
2	44.190 237.7	42.330 -	23.187 -	1:49.707	7	OUT 237.2	50.501 -	25.898 -		3:49.948	
3	43.413 243.2	40.675 -	IN -	1:57.758 Pit	8	43.250	242.7	40.319 -	23.053 -	1:46.622	
4	OUT 238.1	42.657 -	24.210 -	3:59.576	9	43.378	241.8	40.590 -	22.877 -	1:46.845	
5	43.193	241.3	40.656 -	22.780 -							
IDEAL LAP TIME: 1:46.292					FASTEST LAP: 1:46.622					DIFFERENCE: +0.330	

15 Camilo ECHEVARRIA (ARG)					BMW E90 320 TC					TC2	
LAP	SECTOR 1	SECTOR 2	SECTOR 3	TOTAL LAP	LAP	SECTOR 1	SECTOR 2	SECTOR 3	TOTAL LAP		
1	OUT 212.1	45.412 -	IN -	2:51.298 Pit	3	47.175	204.8	43.820 -	24.663 -	1:55.658	
2	OUT 214.2	44.857 -	25.465 -	15:57.631							
IDEAL LAP TIME: 1:55.658					FASTEST LAP: 1:55.658					DIFFERENCE: 0.000	

18 Tiago MONTEIRO (PRT)					Honda Civic WTCC					TC1	
LAP	SECTOR 1	SECTOR 2	SECTOR 3	TOTAL LAP	LAP	SECTOR 1	SECTOR 2	SECTOR 3	TOTAL LAP		
1	OUT 200.3	46.346 -	26.715 -	2:27.461	5	OUT 240.0	41.417 -	24.211 -		3:40.446	
2	43.697 242.7	40.293 -	IN -	1:53.723 Pit	6	42.811	244.1	39.988 -	22.327 -	1:45.126	
3	OUT 216.1	42.242 -	23.359 -	6:39.381	7	46.112	197.8	43.660 -	IN -	2:03.325 Pit	
4	44.078 232.4	41.641 -	IN -	1:58.138 Pit							
IDEAL LAP TIME: 1:45.126					FASTEST LAP: 1:45.126					DIFFERENCE: 0.000	



FIA WORLD TOURING CAR CHAMPIONSHIP QUALIFYING 1 - SECTOR ANALYSIS

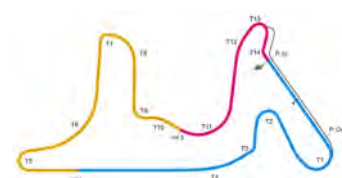
25 Mehdi BENNANI (MAR)					Honda Civic WTCC					TC1
LAP	SECTOR 1	SECTOR 2	SECTOR 3	TOTAL LAP	LAP	SECTOR 1	SECTOR 2	SECTOR 3	TOTAL LAP	
1	OUT	156.9	45.968	-	27.614	-	2:35.622			
2	43.320	244.1	40.182	-	22.934	-	1:46.436			
3	43.471	244.1	40.491	-	IN	-	1:52.819	Pit		
4	OUT	156.9	45.968	-	27.614	-	2:35.622			
5	42.833	243.7	39.923	-	22.447	-	1:45.203			
6	44.821	236.3	43.215	-	IN	-	1:58.521	Pit		
IDEAL LAP TIME: 1:45.203					FASTEST LAP: 1:45.203					DIFFERENCE: 0.000

27 John FILIPPI (FRA)					SEAT Leon WTCC					TC2
LAP	SECTOR 1	SECTOR 2	SECTOR 3	TOTAL LAP	LAP	SECTOR 1	SECTOR 2	SECTOR 3	TOTAL LAP	
1	OUT	178.9	50.861	-	25.337	-	3:01.803			
2	45.751	230.7	42.556	-	24.189	-	1:52.496			
3	45.507	232.4	42.414	-	24.128	-	1:52.049			
4	45.426	232.0	42.526	-	24.181	-	1:52.133			
5	46.083	230.7	44.464	-	IN	-	2:06.415	Pit		
6	OUT	178.9	50.861	-	25.337	-	3:01.803			
7	45.249	232.4	42.454	-	24.019	-	1:51.722			
8	45.641	231.6	42.578	-	24.258	-	1:52.477			
9	45.467	228.6	42.906	-	24.120	-	1:52.493			
IDEAL LAP TIME: 1:51.682					FASTEST LAP: 1:51.722					DIFFERENCE: +0.040

37 Jose Maria LOPEZ (ARG)					Citroen C-Elysee WTCC					TC1
LAP	SECTOR 1	SECTOR 2	SECTOR 3	TOTAL LAP	LAP	SECTOR 1	SECTOR 2	SECTOR 3	TOTAL LAP	
1	OUT	188.0	44.811	-	26.943	-	2:30.122			
2	42.908	242.7	40.034	-	22.664	-	1:45.606			
3	43.068	242.7	40.503	-	IN	-	1:56.600	Pit		
4	OUT	188.0	44.811	-	26.943	-	2:30.122			
5	42.675	241.3	39.775	-	22.345	-	1:44.795			
6	49.027	215.3	47.214	-	IN	-	2:08.624	Pit		
IDEAL LAP TIME: 1:44.795					FASTEST LAP: 1:44.795					DIFFERENCE: 0.000

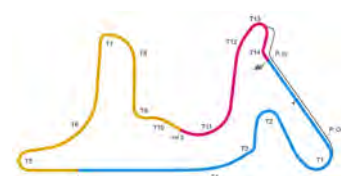
77 Rene MUNNICH (DEU)					Chevrolet RML Cruze TC1					TC1
LAP	SECTOR 1	SECTOR 2	SECTOR 3	TOTAL LAP	LAP	SECTOR 1	SECTOR 2	SECTOR 3	TOTAL LAP	
1	OUT	218.7	45.581	-	24.815	-	2:17.820			
2	43.382	243.7	39.919	-	22.672	-	1:45.973			
3	44.446	235.9	41.132	-	IN	-	1:58.595	Pit		
4	OUT	218.7	45.581	-	24.815	-	2:17.820			
5	42.787	244.6	39.946	-	22.615	-	1:45.348			
6	43.241	245.6	43.393	-	IN	-	1:59.411	Pit		
IDEAL LAP TIME: 1:45.321					FASTEST LAP: 1:45.348					DIFFERENCE: +0.027

98 Dusan BORKOVIC (SRB)					Chevrolet RML Cruze TC1					TC1
LAP	SECTOR 1	SECTOR 2	SECTOR 3	TOTAL LAP	LAP	SECTOR 1	SECTOR 2	SECTOR 3	TOTAL LAP	
1	OUT	180.7	47.383	-	27.015	-	2:41.116			
2	42.954	246.0	41.422	-	23.191	-	1:47.567			
3	43.160	234.2	43.130	-	IN	-	1:59.272	Pit		
4	OUT	180.7	47.383	-	27.015	-	2:41.116			
5	42.923	245.6	40.144	-	23.322	-	1:46.389			
6	43.051	246.0	43.868	-	IN	-	2:01.149	Pit		
7	OUT	180.7	47.383	-	27.015	-	2:41.116			
8	42.923	245.6	40.144	-	23.322	-	1:46.389			
9	52.099	182.8	44.415	-	IN	-	2:10.058	Pit		
IDEAL LAP TIME: 1:45.772					FASTEST LAP: 1:46.037					DIFFERENCE: +0.265



FIA WORLD TOURING CAR CHAMPIONSHIP QUALIFYING 1 - BEST SECTOR SPEEDS

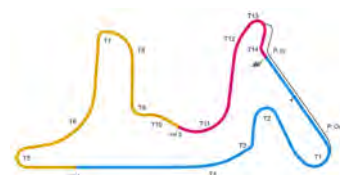
	INTERMEDIATE 1			INTERMEDIATE 2			FINISH LINE					
	NO	NAME	SPEED	LAP	NO	NAME	SPEED	LAP	NO	NAME	SPEED	LAP
1	4	CORONEL	247.0	2								
2	98	BORKOVIC	246.0	6								
3	7	VALENTE	246.0	5								
4	10	MORBIDELLI	245.6	6								
5	77	MUNNICH	245.6	6								
6	2	TARQUINI	244.1	6								
7	18	MONTEIRO	244.1	6								
8	25	BENNANI	244.1	3								
9	5	MICHELISZ	243.7	5								
10	9	LOEB	243.2	5								
11	1	MULLER	243.2	3								
12	14	KOZLOVSKIY	243.2	3								
13	37	LOPEZ	242.7	3								
14	12	HUFF	241.8	3								
15	11	THOMPSON	241.3	8								
16	3	CHILTON	241.3	5								
17	6	ENGSTLER	232.9	7								
18	27	FILIPPI	232.4	7								
19	15	ECHEVARRIA	214.2	2								



FIA WORLD TOURING CAR CHAMPIONSHIP QUALIFYING 1 - BEST SECTOR TIMES

	SECTOR 1			SECTOR 2			SECTOR 3			IDEAL/BEST LAP COMPARISON					
	NO	TIME	LAP	NO	TIME	LAP	NO	TIME	LAP	NO	NAME	IDEAL	BEST	LAP	DIFF
1	9	42.574	5	37	39.775	5	1	22.233	5	5	MICHELISZ	1:44.696	1:44.696	5	0.000
2	1	42.623	5	5	39.792	5	5	22.246	5	37	LOPEZ	1:44.795	1:44.795	5	0.000
3	5	42.658	5	77	39.919	2	18	22.327	6	1	MULLER	1:44.962	1:44.962	5	0.000
4	37	42.675	5	7	39.922	5	37	22.345	5	9	LOEB	1:45.097	1:45.216	5	+0.119
5	2	42.770	6	25	39.923	5	3	22.362	5	18	MONTEIRO	1:45.126	1:45.126	6	0.000
6	77	42.787	5	9	39.966	5	2	22.370	6	2	TARQUINI	1:45.150	1:45.150	6	0.000
7	18	42.811	2	18	39.988	6	25	22.447	5	25	BENNANI	1:45.203	1:45.203	5	0.000
8	25	42.833	5	3	39.991	5	4	22.489	8	3	CHILTON	1:45.208	1:45.208	5	0.000
9	3	42.855	5	2	40.010	6	9	22.557	2	77	MUNNICH	1:45.321	1:45.348	5	+0.027
10	4	42.867	5	1	40.106	5	12	22.585	8	4	CORONEL	1:45.538	1:45.610	8	+0.072
11	98	42.923	8	12	40.118	2	77	22.615	5	12	HUFF	1:45.631	1:45.739	8	+0.108
12	12	42.928	5	98	40.144	8	11	22.628	8	98	BORKOVIC	1:45.772	1:46.037	5	+0.265
13	10	43.086	6	4	40.182	8	7	22.688	5	7	VALENTE	1:45.792	1:45.843	5	+0.051
14	11	43.088	5	11	40.205	8	10	22.692	5	11	THOMPSON	1:45.921	1:45.964	8	+0.043
15	7	43.182	2	10	40.234	5	98	22.705	5	10	MORBIDELLI	1:46.012	1:46.068	5	+0.056
16	14	43.193	5	14	40.319	8	14	22.780	5	14	KOZLOVSKIY	1:46.292	1:46.622	8	+0.330
17	6	44.823	6	6	41.692	6	6	23.973	2	6	ENGSTLER	1:50.488	1:50.499	6	+0.011
18	27	45.249	7	27	42.414	3	27	24.019	7	27	FILIPPI	1:51.682	1:51.722	7	+0.040
19	15	47.175	3	15	43.820	3	15	24.663	3	15	ECHEVARRIA	1:55.658	1:55.658	3	0.000

'Perfect Lap' - 1:44.582



FIA WORLD TOURING CAR CHAMPIONSHIP QUALIFYING 2 - PROVISIONAL CLASSIFICATION

NO	CL	DRIVER	NAT	CAR	TIME	ON	LAPS	GAP	DIFF	KM/H
1	37	TC1 Jose Maria LOPEZ	ARG	Citroen C-Elysee WTCC	1:43.813	3	4			166.66
2	9	TC1 Sebastien LOEB	FRA	Citroen C-Elysee WTCC	1:44.128	2	3	0.315	0.315	166.15
3	1	TC1 Yvan MULLER	FRA	Citroen C-Elysee WTCC	1:44.194	2	3	0.381	0.066	166.05
4	5	TC1 Norbert MICHELISZ	HUN	Honda Civic WTCC	1:44.474	5	5	0.661	0.280	165.60
5	18	TC1 Tiago MONTEIRO	PRT	Honda Civic WTCC	1:44.763	5	5	0.950	0.289	165.14
6	3	TC1 Tom CHILTON	GBR	Chevrolet RML Cruze TC1	1:44.821	5	5	1.008	0.058	165.05
7	2	TC1 Gabriele TARQUINI	ITA	Honda Civic WTCC	1:45.263	4	4	1.450	0.442	164.36
8	25	TC1 Mehdi BENNANI	MAR	Honda Civic WTCC	1:45.389	5	5	1.576	0.126	164.16
9	7	TC1 Hugo VALENTE	FRA	Chevrolet RML Cruze TC1	1:45.542	2	3	1.729	0.153	163.93
10	12	TC1 Rob HUFF	GBR	Lada Granta 1.6T	1:45.572	2	2	1.759	0.030	163.88
11	4	TC1 Tom CORONEL	NLD	Chevrolet RML Cruze TC1	1:45.696	5	5	1.883	0.124	163.69
12	77	TC1 Rene MUNNICH	DEU	Chevrolet RML Cruze TC1	1:45.830	2	6	2.017	0.134	163.48

For Media Information Purposes - No Regulatory Value.

Autódromo Termas de Río Hondo
Circuit Length: 4.806 km / 2.986 miles
Start: 15:25 Flag: 15:35

Weather/Track: Sun 27C / Dry 38C

Race Director	Steward:	Timekeeper	Posted at:
---------------	----------	------------	------------

www.mstworld.com

Printed -15:46 Saturday, 2 August 2014



WTCC Race of Argentina - Autódromo Termas de Río Hondo - 2 / 3 August 2014

FIA WORLD TOURING CAR CHAMPIONSHIP QUALIFYING 2 RESULT

NO	CL	DRIVER	NAT	CAR	TIME	ON	LAPS	GAP	DIFF	KM/H
1	37	TC1 Jose Maria LOPEZ	ARG	Citroen C-Elysee WTCC	1:43.813	3	4			166.66
2	9	TC1 Sebastien LOEB	FRA	Citroen C-Elysee WTCC	1:44.128	2	3	0.315	0.315	166.15
3	1	TC1 Yvan MULLER	FRA	Citroen C-Elysee WTCC	1:44.194	2	3	0.381	0.066	166.05
4	5	TC1 Norbert MICHELISZ	HUN	Honda Civic WTCC	1:44.474	5	5	0.661	0.280	165.60
5	18	TC1 Tiago MONTEIRO	PRT	Honda Civic WTCC	1:44.763	5	5	0.950	0.289	165.14
6	3	TC1 Tom CHILTON	GBR	Chevrolet RML Cruze TC1	1:44.821	5	5	1.008	0.058	165.05
7	2	TC1 Gabriele TARQUINI	ITA	Honda Civic WTCC	1:45.263	4	4	1.450	0.442	164.36
8	25	TC1 Mehdi BENNANI	MAR	Honda Civic WTCC	1:45.389	5	5	1.576	0.126	164.16
9	7	TC1 Hugo VALENTE	FRA	Chevrolet RML Cruze TC1	1:45.542	2	3	1.729	0.153	163.93
10	12	TC1 Rob HUFF	GBR	Lada Granta 1.6T	1:45.572	2	2	1.759	0.030	163.88
11	4	TC1 Tom CORONEL	NLD	Chevrolet RML Cruze TC1	1:45.696	5	5	1.883	0.124	163.69
12	77	TC1 Rene MUNNICH	DEU	Chevrolet RML Cruze TC1	1:45.830	2	6	2.017	0.134	163.48

Weather/Track: Sun 27C / Dry 38C

Autódromo Termas de Río Hondo
Circuit Length: 4.806 km / 2.986 miles
Start: 15:25 Flag: 15:35

Steward	Steward:	Steward
---------	----------	---------

www.mstworld.com

Printed -17:58 Saturday, 2 August 2014



WTCC Race of Argentina - Autódromo Termas de Río Hondo - 2 / 3 August 2014

FIA WORLD TOURING CAR CHAMPIONSHIP QUALIFYING 2 - SECTOR ANALYSIS

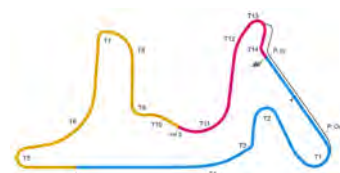
1 Yvan MULLER (FRA)					Citroen C-Elysee WTCC					TC1	
LAP	SECTOR 1	SECTOR 2	SECTOR 3	TOTAL LAP	LAP	SECTOR 1	SECTOR 2	SECTOR 3	TOTAL LAP		
1	OUT	148.9	43.265	-	24.646	-	2:15.124				
2	42.203	247.5	39.507	-	22.484	-	1:44.194				
IDEAL LAP TIME: 1:44.194					FASTEST LAP: 1:44.194					DIFFERENCE: 0.000	

2 Gabriele TARQUINI (ITA)					Honda Civic WTCC					TC1	
LAP	SECTOR 1	SECTOR 2	SECTOR 3	TOTAL LAP	LAP	SECTOR 1	SECTOR 2	SECTOR 3	TOTAL LAP		
1	OUT	141.5	43.785	-	26.232	-	2:20.770				
2	42.566	247.0	40.369	-	IN	-	1:54.005	Pit			
3	OUT	234.6	43.999	-	24.834	-	5:04.997				
4	42.797	241.8	40.088	-	22.378	-	1:45.263				
IDEAL LAP TIME: 1:45.032					FASTEST LAP: 1:45.263					DIFFERENCE: +0.231	

3 Tom CHILTON (GBR)					Chevrolet RML Cruze TC1					TC1	
LAP	SECTOR 1	SECTOR 2	SECTOR 3	TOTAL LAP	LAP	SECTOR 1	SECTOR 2	SECTOR 3	TOTAL LAP		
1	OUT	127.5	44.265	-	25.739	-	2:24.382				
2	42.748	245.1	40.377	-	22.504	-	1:45.629				
3	43.192	244.6	40.960	-	IN	-	1:56.291	Pit			
4	OUT	241.8	40.946	-	22.971	-	3:34.923				
5	42.609	243.7	39.963	-	22.249	-	1:44.821				
IDEAL LAP TIME: 1:44.821					FASTEST LAP: 1:44.821					DIFFERENCE: 0.000	

4 Tom CORONEL (NLD)					Chevrolet RML Cruze TC1					TC1	
LAP	SECTOR 1	SECTOR 2	SECTOR 3	TOTAL LAP	LAP	SECTOR 1	SECTOR 2	SECTOR 3	TOTAL LAP		
1	OUT	143.6	43.394	-	24.801	-	2:15.951				
2	43.115	243.2	40.192	-	22.554	-	1:45.861				
3	43.252	243.7	40.920	-	IN	-	1:52.556	Pit			
4	OUT	241.3	42.213	-	25.737	-	3:28.767				
5	42.633	248.5	40.447	-	22.616	-	1:45.696				
IDEAL LAP TIME: 1:45.379					FASTEST LAP: 1:45.696					DIFFERENCE: +0.317	

5 Norbert MICHELISZ (HUN)					Honda Civic WTCC					TC1	
LAP	SECTOR 1	SECTOR 2	SECTOR 3	TOTAL LAP	LAP	SECTOR 1	SECTOR 2	SECTOR 3	TOTAL LAP		
1	OUT	143.8	44.478	-	25.927	-	2:22.875				
2	42.385	247.5	39.813	-	22.389	-	1:44.587				
3	43.477	246.0	45.685	-	IN	-	2:01.067	Pit			
4	OUT	244.1	41.619	-	25.944	-	3:17.978				
5	42.423	248.0	39.750	-	22.301	-	1:44.474				
IDEAL LAP TIME: 1:44.436					FASTEST LAP: 1:44.474					DIFFERENCE: +0.038	



FIA WORLD TOURING CAR CHAMPIONSHIP QUALIFYING 2 - SECTOR ANALYSIS

7 Hugo VALENTE (FRA)					Chevrolet RML Cruze TC1					TC1	
LAP	SECTOR 1	SECTOR 2	SECTOR 3	TOTAL LAP	LAP	SECTOR 1	SECTOR 2	SECTOR 3	TOTAL LAP		
1	OUT 241.8	42.374	- 23.610	- 6:26.378	3	1:03.400	152.5	57.315	- IN -	2:47.592 Pit	
2	42.824	246.0	39.960	- 22.758	-	1:45.542					
IDEAL LAP TIME: 1:45.542					FASTEST LAP: 1:45.542					DIFFERENCE: 0.000	

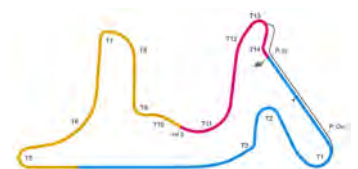
9 Sebastien LOEB (FRA)					Citroen C-Elysee WTCC					TC1	
LAP	SECTOR 1	SECTOR 2	SECTOR 3	TOTAL LAP	LAP	SECTOR 1	SECTOR 2	SECTOR 3	TOTAL LAP		
1	OUT 147.1	43.759	- 25.823	- 2:19.910	3	44.393	228.2	43.170	- IN -	2:00.687 Pit	
2	42.229	249.0	39.763	- 22.136	-	1:44.128					
IDEAL LAP TIME: 1:44.128					FASTEST LAP: 1:44.128					DIFFERENCE: 0.000	

12 Rob HUFF (GBR)					Lada Granta 1.6T					TC1	
LAP	SECTOR 1	SECTOR 2	SECTOR 3	TOTAL LAP	LAP	SECTOR 1	SECTOR 2	SECTOR 3	TOTAL LAP		
1	OUT 233.3	43.016	- 25.410	- 9:21.725	2	42.997	242.7	40.042	- 22.533	- 1:45.572	
IDEAL LAP TIME: 1:45.572					FASTEST LAP: 1:45.572					DIFFERENCE: 0.000	

18 Tiago MONTEIRO (PRT)					Honda Civic WTCC					TC1	
LAP	SECTOR 1	SECTOR 2	SECTOR 3	TOTAL LAP	LAP	SECTOR 1	SECTOR 2	SECTOR 3	TOTAL LAP		
1	OUT 144.4	43.804	- 24.690	- 2:17.336	4	OUT 243.2	41.481	- 25.770	- 3:29.041		
2	42.811	241.3	40.097	- 22.636	- 1:45.544	5	42.547	249.0	39.943	- 22.273	- 1:44.763
3	43.368	239.0	40.578	- IN -	1:52.960	Pit					
IDEAL LAP TIME: 1:44.763					FASTEST LAP: 1:44.763					DIFFERENCE: 0.000	

25 Mehdi BENNANI (MAR)					Honda Civic WTCC					TC1	
LAP	SECTOR 1	SECTOR 2	SECTOR 3	TOTAL LAP	LAP	SECTOR 1	SECTOR 2	SECTOR 3	TOTAL LAP		
1	OUT 142.3	44.591	- 26.042	- 2:23.695	4	OUT 241.3	43.839	- 24.826	- 3:18.728		
2	42.824	243.7	40.085	- 22.519	- 1:45.428	5	42.814	244.1	39.963	- 22.612	- 1:45.389
3	42.905	244.1	40.498	- IN -	1:52.637	Pit					
IDEAL LAP TIME: 1:45.296					FASTEST LAP: 1:45.389					DIFFERENCE: +0.093	

37 Jose Maria LOPEZ (ARG)					Citroen C-Elysee WTCC					TC1	
LAP	SECTOR 1	SECTOR 2	SECTOR 3	TOTAL LAP	LAP	SECTOR 1	SECTOR 2	SECTOR 3	TOTAL LAP		
1	OUT 246.5	40.973	- IN -	2:31.889	Pit	3	42.122	247.0	39.555	- 22.136	- 1:43.813
2	OUT 240.9	41.654	- 23.068	- 3:50.546	4	46.439	221.4	44.211	- IN -	2:03.679 Pit	
IDEAL LAP TIME: 1:43.813					FASTEST LAP: 1:43.813					DIFFERENCE: 0.000	



FIA WORLD TOURING CAR CHAMPIONSHIP QUALIFYING 2 - SECTOR ANALYSIS

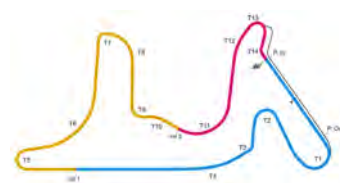
77		Rene MUNNICH (DEU)						Chevrolet RML Cruze TC1						TC1	
LAP	SECTOR 1		SECTOR 2		SECTOR 3		TOTAL LAP	LAP	SECTOR 1		SECTOR 2		SECTOR 3		TOTAL LAP
1	OUT	125.8	43.758	-	25.652	-	2:26.668	4	47.022	203.2	46.615	-	25.331	-	1:58.968
2	42.987	246.5	40.281	-	22.562	-	1:45.830	5	42.913	249.5	40.593	-	22.831	-	1:46.337
3	42.700	250.9	40.665	-	22.657	-	1:46.022	6	49.632	171.4	45.965	-	IN	-	2:11.259 Pit
IDEAL LAP TIME: 1:45.543							FASTEST LAP: 1:45.830						DIFFERENCE: +0.287		



Weather/Track: Sun 27C / Dry 38C

Page 3 of 3

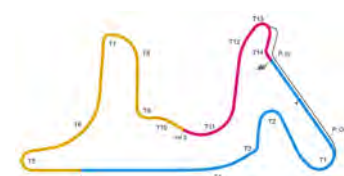
www.mstworld.com



Autódromo Termas de Río Hondo
Circuit Length: 4.806 km / 2.986 miles
Printed - 15:46 Saturday, 2 August 2014

FIA WORLD TOURING CAR CHAMPIONSHIP QUALIFYING 2 - BEST SECTOR SPEEDS

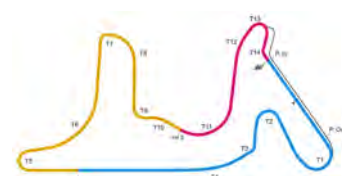
	INTERMEDIATE 1			INTERMEDIATE 2			FINISH LINE					
	NO	NAME	SPEED	LAP	NO	NAME	SPEED	LAP	NO	NAME	SPEED	LAP
1	77	MUNNICH	250.9	3								
2	18	MONTEIRO	249.0	5								
3	9	LOEB	249.0	2								
4	4	CORONEL	248.5	5								
5	5	MICHELISZ	248.0	5								
6	1	MULLER	247.5	2								
7	37	LOPEZ	247.0	3								
8	2	TARQUINI	247.0	2								
9	7	VALENTE	246.0	2								
10	3	CHILTON	245.1	2								
11	25	BENNANI	244.1	5								
12	12	HUFF	242.7	2								



FIA WORLD TOURING CAR CHAMPIONSHIP QUALIFYING 2 - BEST SECTOR TIMES

	SECTOR 1			SECTOR 2			SECTOR 3			IDEAL/BEST LAP COMPARISON					
	NO	TIME	LAP	NO	TIME	LAP	NO	TIME	LAP	NO	NAME	IDEAL	BEST	LAP	DIFF
1	37	42.122	3	1	39.507	2	37	22.136	3	37	LOPEZ	1:43.813	1:43.813	3	0.000
2	1	42.203	2	37	39.555	3	9	22.136	2	9	LOEB	1:44.128	1:44.128	2	0.000
3	9	42.229	2	5	39.750	5	3	22.249	5	1	MULLER	1:44.194	1:44.194	2	0.000
4	5	42.385	2	9	39.763	2	18	22.273	5	5	MICHELISZ	1:44.436	1:44.474	5	+0.038
5	18	42.547	5	18	39.943	5	5	22.301	5	18	MONTEIRO	1:44.763	1:44.763	5	0.000
6	2	42.566	2	7	39.960	2	2	22.378	4	3	CHILTON	1:44.821	1:44.821	5	0.000
7	3	42.609	5	25	39.963	5	1	22.484	2	2	TARQUINI	1:45.032	1:45.263	4	+0.231
8	4	42.633	5	3	39.963	5	25	22.519	2	25	BENNANI	1:45.296	1:45.389	5	+0.093
9	77	42.700	3	12	40.042	2	12	22.533	2	4	CORONEL	1:45.379	1:45.696	5	+0.317
10	25	42.814	5	2	40.088	4	4	22.554	2	7	VALENTE	1:45.542	1:45.542	2	0.000
11	7	42.824	2	4	40.192	2	77	22.562	2	77	MUNNICH	1:45.543	1:45.830	2	+0.287
12	12	42.997	2	77	40.281	2	7	22.758	2	12	HUFF	1:45.572	1:45.572	2	0.000

'Perfect Lap' - 1:43.765



FIA WORLD TOURING CAR CHAMPIONSHIP QUALIFYING 3 - PROVISIONAL CLASSIFICATION

	NO	CL	DRIVER	NAT	CAR	TIME	ON	LAPS	GAP	DIFF	KM/H
1	37	TC1	Jose Maria LOPEZ	ARG	Citroen C-Elysee WTCC	1:43.766	2	3			166.73
2	1	TC1	Yvan MULLER	FRA	Citroen C-Elysee WTCC	1:44.194	2	3	0.428	0.428	166.05
3	9	TC1	Sebastien LOEB	FRA	Citroen C-Elysee WTCC	1:44.310	2	3	0.544	0.116	165.86
4	5	TC1	Norbert MICHELISZ	HUN	Honda Civic WTCC	1:44.408	2	3	0.642	0.098	165.71
5	18	TC1	Tiago MONTEIRO	PRT	Honda Civic WTCC	1:45.174	2	3	1.408	0.766	164.50

For Media Information Purposes - No Regulatory Value.

Autódromo Termas de Río Hondo
Circuit Length: 4.806 km / 2.986 miles
Start: 15:43 Flag: 15:59

Weather/Track: Sun 27C / Dry 40C

Race Director	Steward:	Timekeeper	Posted at:
---------------	----------	------------	------------

www.mstworld.com

Printed -16:05 Saturday, 2 August 2014



FIA WORLD TOURING CAR CHAMPIONSHIP QUALIFYING 3 RESULT

	NO	CL	DRIVER	NAT	CAR	TIME	ON	LAPS	GAP	DIFF	KM/H
1	37	TC1	Jose Maria LOPEZ	ARG	Citroen C-Elysee WTCC	1:43.766	2	3			166.73
2	1	TC1	Yvan MULLER	FRA	Citroen C-Elysee WTCC	1:44.194	2	3	0.428	0.428	166.05
3	9	TC1	Sebastien LOEB	FRA	Citroen C-Elysee WTCC	1:44.310	2	3	0.544	0.116	165.86
4	5	TC1	Norbert MICHELISZ	HUN	Honda Civic WTCC	1:44.408	2	3	0.642	0.098	165.71
5	18	TC1	Tiago MONTEIRO	PRT	Honda Civic WTCC	1:45.174	2	3	1.408	0.766	164.50

Weather/Track: Sun 27C / Dry 40C

Autódromo Termas de Río Hondo
Circuit Length: 4.806 km / 2.986 miles
Start: 15:43 Flag: 15:59

Steward	Steward:	Steward
---------	----------	---------

www.mstworld.com

Printed -17:59 Saturday, 2 August 2014



FIA WORLD TOURING CAR CHAMPIONSHIP QUALIFYING 3 - SECTOR ANALYSIS

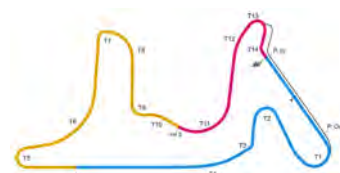
1 Yvan MULLER (FRA)					Citroen C-Elysee WTCC					TCT	
LAP	SECTOR 1	SECTOR 2	SECTOR 3	TOTAL LAP	LAP	SECTOR 1	SECTOR 2	SECTOR 3	TOTAL LAP		
1	OUT	177.4	44.596	-	24.471	-	7:21.561				
2	42.454	246.0	39.517	-	22.223	-	1:44.194				
IDEAL LAP TIME: 1:44.194					FASTEST LAP: 1:44.194					DIFFERENCE: 0.000	

5 Norbert MICHELISZ (HUN)					Honda Civic WTCC					TCT	
LAP	SECTOR 1	SECTOR 2	SECTOR 3	TOTAL LAP	LAP	SECTOR 1	SECTOR 2	SECTOR 3	TOTAL LAP		
1	OUT	238.6	44.332	-	25.155	-	4:48.529				
2	42.480	244.1	39.672	-	22.256	-	1:44.408				
IDEAL LAP TIME: 1:44.408					FASTEST LAP: 1:44.408					DIFFERENCE: 0.000	

9 Sebastien LOEB (FRA)					Citroen C-Elysee WTCC					TCT	
LAP	SECTOR 1	SECTOR 2	SECTOR 3	TOTAL LAP	LAP	SECTOR 1	SECTOR 2	SECTOR 3	TOTAL LAP		
1	OUT	196.2	41.584	-	25.569	-	9:55.083				
2	42.410	245.1	39.739	-	22.161	-	1:44.310				
IDEAL LAP TIME: 1:44.310					FASTEST LAP: 1:44.310					DIFFERENCE: 0.000	

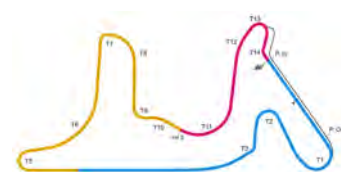
18 Tiago MONTEIRO (PRT)					Honda Civic WTCC					TCT	
LAP	SECTOR 1	SECTOR 2	SECTOR 3	TOTAL LAP	LAP	SECTOR 1	SECTOR 2	SECTOR 3	TOTAL LAP		
1	OUT	209.6	43.555	-	26.951	-	2:13.333				
2	42.703	241.8	39.887	-	22.584	-	1:45.174				
IDEAL LAP TIME: 1:45.174					FASTEST LAP: 1:45.174					DIFFERENCE: 0.000	

37 Jose Maria LOPEZ (ARG)					Citroen C-Elysee WTCC					TCT	
LAP	SECTOR 1	SECTOR 2	SECTOR 3	TOTAL LAP	LAP	SECTOR 1	SECTOR 2	SECTOR 3	TOTAL LAP		
1	OUT	164.4	48.230	-	23.548	-	12:34.065				
2	42.235	245.6	39.518	-	22.013	-	1:43.766				
IDEAL LAP TIME: 1:43.766					FASTEST LAP: 1:43.766					DIFFERENCE: 0.000	



FIA WORLD TOURING CAR CHAMPIONSHIP QUALIFYING 3 - BEST SECTOR SPEEDS

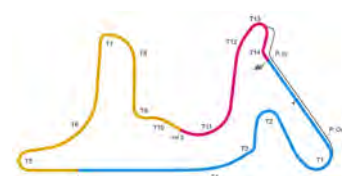
	INTERMEDIATE 1			INTERMEDIATE 2			FINISH LINE					
	NO	NAME	SPEED	LAP	NO	NAME	SPEED	LAP	NO	NAME	SPEED	LAP
1	1	MULLER	246.0	2								
2	37	LOPEZ	245.6	2								
3	9	LOEB	245.1	2								
4	5	MICHELISZ	244.1	2								
5	18	MONTEIRO	241.8	2								



FIA WORLD TOURING CAR CHAMPIONSHIP QUALIFYING 3 - BEST SECTOR TIMES

	SECTOR 1			SECTOR 2			SECTOR 3			IDEAL/BEST LAP COMPARISON					
	NO	TIME	LAP	NO	TIME	LAP	NO	TIME	LAP	NO	NAME	IDEAL	BEST	LAP	DIFF
1	37	42.235	2	1	39.517	2	37	22.013	2	37	LOPEZ	1:43.766	1:43.766	2	0.000
2	9	42.410	2	37	39.518	2	9	22.161	2	1	MULLER	1:44.194	1:44.194	2	0.000
3	1	42.454	2	5	39.672	2	1	22.223	2	9	LOEB	1:44.310	1:44.310	2	0.000
4	5	42.480	2	9	39.739	2	5	22.256	2	5	MICHELISZ	1:44.408	1:44.408	2	0.000
5	18	42.703	2	18	39.887	2	18	22.584	2	18	MONTEIRO	1:45.174	1:45.174	2	0.000

'Perfect Lap' - 1:43.765



FIA WORLD TOURING CAR CHAMPIONSHIP COMBINED QUALIFYING - PROVISIONAL CLASSIFICATION

NO	CL	DRIVER	NAT	CAR	QUALIFYING 1	QUALIFYING 2	QUALIFYING 3
1	37	TC1 Jose Maria LOPEZ	ARG	Citroen C-Elysee WTCC	1:44.795	1:43.813	1:43.766
2	1	TC1 Yvan MULLER	FRA	Citroen C-Elysee WTCC	1:44.962	1:44.194	1:44.194
3	9	TC1 Sebastien LOEB	FRA	Citroen C-Elysee WTCC	1:45.216	1:44.128	1:44.310
4	5	TC1 Norbert MICHELISZ	HUN	Honda Civic WTCC	1:44.696	1:44.474	1:44.408
5	18	TC1 Tiago MONTEIRO	PRT	Honda Civic WTCC	1:45.126	1:44.763	1:45.174
6	3	TC1 Tom CHILTON	GBR	Chevrolet RML Cruze TC1	1:45.208	1:44.821	
7	2	TC1 Gabriele TARQUINI	ITA	Honda Civic WTCC	1:45.150	1:45.263	
8	25	TC1 Mehdi BENNANI	MAR	Honda Civic WTCC	1:45.203	1:45.389	
9	7	TC1 Hugo VALENTE	FRA	Chevrolet RML Cruze TC1	1:45.843	1:45.542	
10	12	TC1 Rob HUFF	GBR	Lada Granta 1.6T	1:45.739	1:45.572	
11	4	TC1 Tom CORONEL	NLD	Chevrolet RML Cruze TC1	1:45.610	1:45.696	
12	77	TC1 Rene MUNNICH	DEU	Chevrolet RML Cruze TC1	1:45.348	1:45.830	
13	11	TC1 James THOMPSON	GBR	Lada Granta 1.6T	1:45.964		
14	98	TC1 Dusan BORKOVIC	SRB	Chevrolet RML Cruze TC1	1:46.037		
15	10	TC1 Gianni MORBIDELLI	ITA	Chevrolet RML Cruze TC1	1:46.068		
16	14	TC1 Mikhail KOZLOVSKIY	RUS	Lada Granta 1.6T	1:46.622		
17	6	TC2 Franz ENGSTLER	DEU	BMW E90 320 TC	1:50.499		
18	27	TC2 John FILIPPI	FRA	SEAT Leon WTCC	1:51.722		
19	15	TC2 Camilo ECHEVARRIA	ARG	BMW E90 320 TC	1:55.658		

QUALIFICATION MAXIMA OF CLASS (107%)

(TC1 1:52.024) (TC2 1:58.233)

Weather/Track: Sun 27C / Dry 40C

Autódromo Termas de Río Hondo
Circuit Length: 4.806 km / 2.986 miles
Start: 15:00 End: 15:59

Race Director	Steward:	Timekeeper	Issued at:
---------------	----------	------------	------------

www.mstworld.com

Printed - 16:14 Saturday, 2 August 2014



WTCC Race of Argentina - Autódromo Termas de Río Hondo - 2 / 3 August 2014

FIA WORLD TOURING CAR CHAMPIONSHIP COMBINED QUALIFYING RESULT

NO	CL	DRIVER	NAT	CAR	QUALIFYING 1	QUALIFYING 2	QUALIFYING 3
1	37	TC1 Jose Maria LOPEZ	ARG	Citroen C-Elysee WTCC	1:44.795	1:43.813	1:43.766
2	1	TC1 Yvan MULLER	FRA	Citroen C-Elysee WTCC	1:44.962	1:44.194	1:44.194
3	9	TC1 Sebastien LOEB	FRA	Citroen C-Elysee WTCC	1:45.216	1:44.128	1:44.310
4	5	TC1 Norbert MICHELISZ	HUN	Honda Civic WTCC	1:44.696	1:44.474	1:44.408
5	18	TC1 Tiago MONTEIRO	PRT	Honda Civic WTCC	1:45.126	1:44.763	1:45.174
6	3	TC1 Tom CHILTON	GBR	Chevrolet RML Cruze TC1	1:45.208	1:44.821	
7	2	TC1 Gabriele TARQUINI	ITA	Honda Civic WTCC	1:45.150	1:45.263	
8	25	TC1 Mehdi BENNANI	MAR	Honda Civic WTCC	1:45.203	1:45.389	
9	7	TC1 Hugo VALENTE	FRA	Chevrolet RML Cruze TC1	1:45.843	1:45.542	
10	12	TC1 Rob HUFF	GBR	Lada Granta 1.6T	1:45.739	1:45.572	
11	4	TC1 Tom CORONEL	NLD	Chevrolet RML Cruze TC1	1:45.610	1:45.696	
12	77	TC1 Rene MUNNICH	DEU	Chevrolet RML Cruze TC1	1:45.348	1:45.830	
13	11	TC1 James THOMPSON	GBR	Lada Granta 1.6T	1:45.964		
14	98	TC1 Dusan BORKOVIC	SRB	Chevrolet RML Cruze TC1	1:46.037		
15	10	TC1 Gianni MORBIDELLI	ITA	Chevrolet RML Cruze TC1	1:46.068		
16	14	TC1 Mikhail KOZLOVSKIY	RUS	Lada Granta 1.6T	1:46.622		
17	6	TC2 Franz ENGSTLER	DEU	BMW E90 320 TC	1:50.499		
18	27	TC2 John FILIPPI	FRA	SEAT Leon WTCC	1:51.722		
19	15	TC2 Camilo ECHEVARRIA	ARG	BMW E90 320 TC	1:55.658		

QUALIFICATION MAXIMA OF CLASS (107%)

(TC1 1:52.024) (TC2 1:58.233)

Weather/Track: Sun 27C / Dry 40C

Autódromo Termas de Río Hondo
Circuit Length: 4.806 km / 2.986 miles
Start: 15:00 End: 15:59

Steward	Steward:	Steward
---------	----------	---------

www.mstworld.com

Printed - 17:59 Saturday, 2 August 2014



WTCC Race of Argentina - Autódromo Termas de Río Hondo - 2 / 3 August 2014

FIA WORLD TOURING CAR CHAMPIONSHIP RACE 1 - PROVISIONAL STARTING GRID

ROW	Driver	Driver
10	18 27 FILIPPI	19 15 ECHEVARRIA
9	16 14 KOZLOVSKIY	17 6 ENGSTLER
8	14 98 BORKOVIC	15 10 MORBIDELLI
7	12 77 MUNNICH	13 11 THOMPSON
6	10 12 HUFF	11 4 CORONEL
5	8 25 BENNANI	9 7 VALENTE
4	6 3 CHILTON	7 2 TARQUINI
3	4 5 MICHELISZ	5 18 MONTEIRO
2	2 1 MULLER	3 9 LOEB
1		1 37 LOPEZ
		POLE


Autódromo Termas de Río Hondo
Circuit Length: 4.806 km / 2.986 miles

Race Director:	Steward:	Timekeeper:
----------------	----------	-------------

FIA WORLD TOURING CAR CHAMPIONSHIP RACE 1 - STARTING GRID

ROW	Driver	Driver
10	18 27 FILIPPI	19 15 ECHEVARRIA
9	16 14 KOZLOVSKIY	17 6 ENGSTLER
8	14 98 BORKOVIC	15 10 MORBIDELLI
7	12 77 MUNNICH	13 11 THOMPSON
6	10 12 HUFF	11 4 CORONEL
5	8 25 BENNANI	9 7 VALENTE
4	6 3 CHILTON	7 2 TARQUINI
3	4 5 MICHELISZ	5 18 MONTEIRO
2	2 1 MULLER	3 9 LOEB
1		1 37 LOPEZ

POLE



For Media Information Purposes - No Regulatory Value.

Autódromo Termas de Río Hondo
Circuit Length: 4.806 km / 2.986 miles

Race Director:	Steward:	Timekeeper:
----------------	----------	-------------

www.mstworld.com

Printed - 13:00 Sunday, 3 August 2014



FIA WORLD TOURING CAR CHAMPIONSHIP RACE 1 - PROVISIONAL CLASSIFICATION

	NO	CL	DRIVER	NAT	CAR	TIME	LAPS	GAP	DIFF	KM/H	BEST	ON
	1	37	TC1 Jose Maria LOPEZ	ARG	Citroen C-Elysee WTCC	23:10.174	13			161.34	1:46.456	3
	2	5	TC1 Norbert MICHELISZ	HUN	Honda Civic WTCC	23:12.700	13	2.526	2.526	161.05	1:46.626	3
	3	1	TC1 Yvan MULLER	FRA	Citroen C-Elysee WTCC	23:13.445	13	3.271	0.745	160.96	1:46.652	11
	4	9	TC1 Sebastien LOEB	FRA	Citroen C-Elysee WTCC	23:17.787	13	7.613	4.342	160.46	1:46.776	2
	5	18	TC1 Tiago MONTEIRO	PRT	Honda Civic WTCC	23:19.045	13	8.871	1.258	160.31	1:47.030	3
	6	3	TC1 Tom CHILTON	GBR	Chevrolet RML Cruze TC1	23:19.682	13	9.508	0.637	160.24	1:46.938	3
	7	12	TC1 Rob HUFF	GBR	Lada Granta 1.6T	23:24.067	13	13.893	4.385	159.74	1:47.495	12
	8	2	TC1 Gabriele TARQUINI	ITA	Honda Civic WTCC	23:24.668	13	14.494	0.601	159.67	1:47.372	3
	9	25	TC1 Mehdi BENNANI	MAR	Honda Civic WTCC	23:28.103	13	17.929	3.435	159.28	1:47.401	3
	10	11	TC1 James THOMPSON	GBR	Lada Granta 1.6T	23:35.307	13	25.133	7.204	158.47	1:47.786	6
	11	4	TC1 Tom CORONEL	NLD	Chevrolet RML Cruze TC1	23:35.446	13	25.272	0.139	158.46	1:48.121	4
	12	10	TC1 Gianni MORBIDELLI	ITA	Chevrolet RML Cruze TC1	23:36.881	13	26.707	1.435	158.30	1:48.039	6
	13	77	TC1 Rene MUNNICH	DEU	Chevrolet RML Cruze TC1	23:37.657	13	27.483	0.776	158.21	1:48.040	11
	14	14	TC1 Mikhail KOZLOVSKIY	RUS	Lada Granta 1.6T	23:39.205	13	29.031	1.548	158.04	1:48.172	6
	15	6	TC2 Franz ENGSTLER	DEU	BMW E90 320 TC	24:28.214	13	1:18.040	49.009	152.76	1:52.118	9
	16	27	TC2 John FILIPPI	FRA	SEAT Leon WTCC	24:36.616	13	1:26.442	8.402	151.89	1:52.792	10
	17	15	TC2 Camilo ECHEVARRIA	ARG	BMW E90 320 TC	24:54.961	12	1 Lap		138.46	1:53.449	11

NOT CLASSIFIED

D.N.F.	98	TC1	Dusan BORKOVIC	SRB	Chevrolet RML Cruze TC1	15:19.018	8	5 Laps		149.92	1:47.959	4
D.N.F.	7	TC1	Hugo VALENTE	FRA	Chevrolet RML Cruze TC1	18:27.825	7	6 Laps		108.75	1:48.703	4

FASTEST LAP

	37	TC1	Jose Maria LOPEZ	ARG	Citroen C-Elysee WTCC	1:46.456	3			162.523 km/h	100.987 mph
	6	TC2	Franz ENGSTLER	DEU	BMW E90 320 TC	1:52.118	9			154.316 km/h	95.887 mph

For Media Information Purposes - No Regulatory Value.

Autódromo Termas de Río Hondo
Circuit Length: 4.806 km / 2.986 miles
Start: 14:28 Flag: 14:51

Weather/Track: Sun 30C / Dry 43C

Race Director	Steward:	Timekeeper	Posted at:
---------------	----------	------------	------------

www.mstworld.com

Printed - 14:54 Sunday, 3 August 2014



WTCC Race of Argentina - Autódromo Termas de Río Hondo - 2 / 3 August 2014

FIA WORLD TOURING CAR CHAMPIONSHIP RACE 1 RESULT

	NO	CL	DRIVER	NAT	CAR	TIME	LAPS	GAP	DIFF	KM/H	BEST	ON
	1	37	TC1 Jose Maria LOPEZ	ARG	Citroen C-Elysee WTCC	23:10.174	13			161.34	1:46.456	3
	2	5	TC1 Norbert MICHELISZ	HUN	Honda Civic WTCC	23:12.700	13	2.526	2.526	161.05	1:46.626	3
	3	1	TC1 Yvan MULLER	FRA	Citroen C-Elysee WTCC	23:13.445	13	3.271	0.745	160.96	1:46.652	11
	4	9	TC1 Sebastien LOEB	FRA	Citroen C-Elysee WTCC	23:17.787	13	7.613	4.342	160.46	1:46.776	2
	5	18	TC1 Tiago MONTEIRO	PRT	Honda Civic WTCC	23:19.045	13	8.871	1.258	160.31	1:47.030	3
	6	3	TC1 Tom CHILTON	GBR	Chevrolet RML Cruze TC1	23:19.682	13	9.508	0.637	160.24	1:46.938	3
	7	12	TC1 Rob HUFF	GBR	Lada Granta 1.6T	23:24.067	13	13.893	4.385	159.74	1:47.495	12
	8	2	TC1 Gabriele TARQUINI	ITA	Honda Civic WTCC	23:24.668	13	14.494	0.601	159.67	1:47.372	3
	9	25	TC1 Mehdi BENNANI	MAR	Honda Civic WTCC	23:28.103	13	17.929	3.435	159.28	1:47.401	3
	10	11	TC1 James THOMPSON	GBR	Lada Granta 1.6T	23:35.307	13	25.133	7.204	158.47	1:47.786	6
	11	4	TC1 Tom CORONEL	NLD	Chevrolet RML Cruze TC1	23:35.446	13	25.272	0.139	158.46	1:48.121	4
	12	10	TC1 Gianni MORBIDELLI	ITA	Chevrolet RML Cruze TC1	23:36.881	13	26.707	1.435	158.30	1:48.039	6
	13	77	TC1 Rene MUNNICH	DEU	Chevrolet RML Cruze TC1	23:37.657	13	27.483	0.776	158.21	1:48.040	11
	14	14	TC1 Mikhail KOZLOVSKIY	RUS	Lada Granta 1.6T	23:39.205	13	29.031	1.548	158.04	1:48.172	6
	15	6	TC2 Franz ENGSTLER	DEU	BMW E90 320 TC	24:28.214	13	1:18.040	49.009	152.76	1:52.118	9
	16	27	TC2 John FILIPPI	FRA	SEAT Leon WTCC	24:36.616	13	1:26.442	8.402	151.89	1:52.792	10
	17	15	TC2 Camilo ECHEVARRIA	ARG	BMW E90 320 TC	24:54.961	12	1 Lap		138.46	1:53.449	11

NOT CLASSIFIED

D.N.F.	98	TC1	Dusan BORKOVIC	SRB	Chevrolet RML Cruze TC1	15:19.018	8	5 Laps		149.92	1:47.959	4
D.N.F.	7	TC1	Hugo VALENTE	FRA	Chevrolet RML Cruze TC1	18:27.825	7	6 Laps		108.75	1:48.703	4

FASTEST LAP

	37	TC1	Jose Maria LOPEZ	ARG	Citroen C-Elysee WTCC	1:46.456	3			162.523 km/h	100.987 mph
	6	TC2	Franz ENGSTLER	DEU	BMW E90 320 TC	1:52.118	9			154.316 km/h	95.887 mph

Weather/Track: Sun 30C / Dry 43C

Autódromo Termas de Río Hondo
Circuit Length: 4.806 km / 2.986 miles
Start: 14:28 Flag: 14:51

Steward	Steward:	Steward
---------	----------	---------

www.mstworld.com

Printed -19:44 Sunday, 3 August 2014



WTCC Race of Argentina - Autódromo Termas de Río Hondo - 2 / 3 August 2014

FIA WORLD TOURING CAR CHAMPIONSHIP RACE 1 - SECTOR ANALYSIS

1 Yvan MULLER (FRA)					Citroen C-Elysee WTCC					TC1					
LAP	SECTOR 1		SECTOR 2		SECTOR 3	TOTAL LAP	LAP	SECTOR 1		SECTOR 2	SECTOR 3	TOTAL LAP			
1	46.226	242.7	40.574	-	22.826	-	1:49.626	8	43.574	241.8	40.508	-	22.946	-	1:47.028
2	43.299	241.8	40.601	-	23.075	-	1:46.975	9	43.428	242.7	40.673	-	22.884	-	1:46.985
3	43.564	241.3	40.506	-	23.150	-	1:47.220	10	43.359	243.2	40.561	-	23.008	-	1:46.928
4	43.425	242.7	40.524	-	22.949	-	1:46.898	11	43.363	241.8	40.355	-	22.934	-	1:46.652
5	43.490	242.3	40.640	-	23.065	-	1:47.195	12	43.503	242.3	40.482	-	23.049	-	1:47.034
6	43.383	241.8	40.649	-	22.843	-	1:46.875	13	43.415	242.3	40.546	-	22.977	-	1:46.938
7	43.484	242.3	40.724	-	22.883	-	1:47.091								
IDEAL LAP TIME: 1:46.480					FASTEST LAP: 1:46.652					DIFFERENCE: +0.172					

2 Gabriele TARQUINI (ITA)					Honda Civic WTCC					TC1					
LAP	SECTOR 1		SECTOR 2		SECTOR 3	TOTAL LAP	LAP	SECTOR 1		SECTOR 2	SECTOR 3	TOTAL LAP			
1	47.783	237.2	41.791	-	23.650	-	1:53.224	8	43.571	248.0	40.824	-	23.198	-	1:47.593
2	43.836	238.6	40.688	-	22.983	-	1:47.507	9	43.703	242.3	40.866	-	23.286	-	1:47.855
3	43.772	239.5	40.632	-	22.968	-	1:47.372	10	43.626	243.2	40.637	-	23.265	-	1:47.528
4	43.661	242.3	41.049	-	22.996	-	1:47.706	11	43.696	240.0	40.825	-	23.339	-	1:47.860
5	43.671	239.5	40.598	-	23.210	-	1:47.479	12	43.568	242.7	40.807	-	23.231	-	1:47.606
6	43.598	241.8	40.807	-	23.163	-	1:47.568	13	43.534	246.0	40.721	-	23.175	-	1:47.430
7	43.745	241.8	40.914	-	23.281	-	1:47.940								
IDEAL LAP TIME: 1:47.100					FASTEST LAP: 1:47.372					DIFFERENCE: +0.272					

3 Tom CHILTON (GBR)					Chevrolet RML Cruze TC1					TC1					
LAP	SECTOR 1		SECTOR 2		SECTOR 3	TOTAL LAP	LAP	SECTOR 1		SECTOR 2	SECTOR 3	TOTAL LAP			
1	47.318	233.7	40.920	-	23.400	-	1:51.638	8	43.757	240.9	40.650	-	22.785	-	1:47.192
2	43.716	239.0	40.598	-	22.879	-	1:47.193	9	43.845	243.2	40.727	-	22.955	-	1:47.527
3	43.716	237.7	40.492	-	22.730	-	1:46.938	10	43.713	242.3	40.888	-	22.964	-	1:47.565
4	43.577	240.0	40.628	-	22.992	-	1:47.197	11	43.750	241.8	40.759	-	22.882	-	1:47.391
5	43.596	240.4	40.779	-	22.835	-	1:47.210	12	43.738	240.9	40.833	-	22.872	-	1:47.443
6	43.798	240.0	40.729	-	22.828	-	1:47.355	13	43.918	238.1	40.725	-	22.935	-	1:47.578
7	43.879	240.4	40.709	-	22.867	-	1:47.455								
IDEAL LAP TIME: 1:46.799					FASTEST LAP: 1:46.938					DIFFERENCE: +0.139					

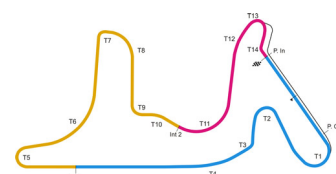


FIA WORLD TOURING CAR CHAMPIONSHIP RACE 1 - SECTOR ANALYSIS

4 Tom CORONEL (NLD)					Chevrolet RML Cruze TC1					TC1					
LAP	SECTOR 1		SECTOR 2	SECTOR 3	TOTAL LAP	LAP	SECTOR 1		SECTOR 2	SECTOR 3	TOTAL LAP				
1	48.190	235.5	41.719	-	23.978	-	1:53.887	8	43.790	237.7	40.949	-	23.419	-	1:48.158
2	44.134	238.6	41.101	-	23.188	-	1:48.423	9	43.961	235.9	41.043	-	23.347	-	1:48.351
3	43.949	241.3	41.083	-	23.204	-	1:48.236	10	43.981	240.0	41.173	-	23.335	-	1:48.489
4	43.910	238.6	40.903	-	23.308	-	1:48.121	11	44.045	234.2	41.044	-	23.236	-	1:48.325
5	44.238	235.0	41.306	-	23.262	-	1:48.806	12	44.114	240.0	41.109	-	23.311	-	1:48.534
6	43.958	237.2	40.957	-	23.364	-	1:48.279	13	44.140	236.3	41.251	-	23.829	-	1:49.220
7	43.993	242.3	41.175	-	23.449	-	1:48.617								
IDEAL LAP TIME: 1:47.881					FASTEST LAP: 1:48.121					DIFFERENCE: +0.240					

5 Norbert MICHELISZ (HUN)					Honda Civic WTCC					TC1					
LAP	SECTOR 1		SECTOR 2	SECTOR 3	TOTAL LAP	LAP	SECTOR 1		SECTOR 2	SECTOR 3	TOTAL LAP				
1	45.454	239.5	40.583	-	22.942	-	1:48.979	8	43.566	241.3	40.452	-	22.926	-	1:46.944
2	43.516	237.7	40.457	-	22.921	-	1:46.894	9	43.674	241.8	40.636	-	22.905	-	1:47.215
3	43.453	240.4	40.369	-	22.804	-	1:46.626	10	43.546	241.8	40.562	-	22.943	-	1:47.051
4	43.457	241.8	40.442	-	22.852	-	1:46.751	11	43.645	240.4	40.623	-	22.946	-	1:47.214
5	43.532	240.9	40.517	-	22.834	-	1:46.883	12	43.610	240.4	40.518	-	22.947	-	1:47.075
6	43.510	240.9	40.543	-	22.888	-	1:46.941	13	43.531	240.4	40.473	-	23.013	-	1:47.017
7	43.522	240.9	40.535	-	23.053	-	1:47.110								
IDEAL LAP TIME: 1:46.626					FASTEST LAP: 1:46.626					DIFFERENCE: 0.000					

6 Franz ENGSTLER (DEU)					BMW E90 320 TC					TC2					
LAP	SECTOR 1		SECTOR 2	SECTOR 3	TOTAL LAP	LAP	SECTOR 1		SECTOR 2	SECTOR 3	TOTAL LAP				
1	50.413	230.3	42.593	-	24.337	-	1:57.343	8	45.550	229.0	42.320	-	24.564	-	1:52.434
2	45.794	227.0	42.442	-	24.359	-	1:52.595	9	45.516	229.0	42.247	-	24.355	-	1:52.118
3	45.775	227.0	42.809	-	24.302	-	1:52.886	10	45.610	228.2	42.699	-	24.283	-	1:52.592
4	45.630	229.0	42.289	-	24.534	-	1:52.453	11	45.976	227.4	42.602	-	24.698	-	1:53.276
5	45.564	227.8	42.505	-	24.335	-	1:52.404	12	45.654	228.2	42.488	-	24.621	-	1:52.763
6	45.534	228.6	42.507	-	24.263	-	1:52.304	13	45.745	227.0	42.353	-	24.374	-	1:52.472
7	45.678	228.6	42.601	-	24.295	-	1:52.574								
IDEAL LAP TIME: 1:52.026					FASTEST LAP: 1:52.118					DIFFERENCE: +0.092					

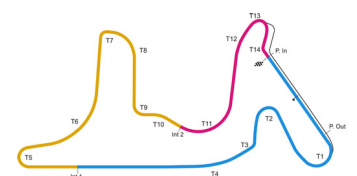


FIA WORLD TOURING CAR CHAMPIONSHIP RACE 1 - SECTOR ANALYSIS

7 Hugo VALENTE (FRA)								Chevrolet RML Cruze TC1					TC1		
LAP	SECTOR 1		SECTOR 2		SECTOR 3		TOTAL LAP	LAP	SECTOR 1		SECTOR 2		SECTOR 3		TOTAL LAP
1	48.447	241.3	41.534	-	25.971	-	1:55.952	5	44.540	243.7	41.161	-	IN	-	1:57.751 Pit
2	44.405	243.2	40.842	-	23.748	-	1:48.995	6	OUT	242.7	40.661	-	23.331	-	7:08.745
3	44.402	238.1	40.786	-	23.712	-	1:48.900	7	43.801	-	40.795	-	IN	-	1:58.779 Pit
4	44.003	244.1	40.962	-	23.738	-	1:48.703								
IDEAL LAP TIME: 1:47.793								FASTEST LAP: 1:48.703					DIFFERENCE: +0.910		

9 Sebastien LOEB (FRA)								Citroen C-Elysee WTCC					TC1		
LAP	SECTOR 1		SECTOR 2		SECTOR 3		TOTAL LAP	LAP	SECTOR 1		SECTOR 2		SECTOR 3		TOTAL LAP
1	46.455	243.2	41.159	-	22.803	-	1:50.417	8	43.598	242.7	40.629	-	22.926	-	1:47.153
2	43.426	240.4	40.535	-	22.815	-	1:46.776	9	43.737	241.8	40.919	-	23.017	-	1:47.673
3	43.621	241.3	40.519	-	22.986	-	1:47.126	10	43.615	242.7	40.656	-	22.933	-	1:47.204
4	43.712	242.3	40.607	-	22.893	-	1:47.212	11	43.679	240.9	40.703	-	22.999	-	1:47.381
5	43.680	241.8	40.793	-	22.963	-	1:47.436	12	43.677	240.4	40.683	-	22.862	-	1:47.222
6	43.820	240.9	40.698	-	22.848	-	1:47.366	13	43.835	240.4	40.817	-	22.957	-	1:47.609
7	43.639	241.3	40.625	-	22.948	-	1:47.212								
IDEAL LAP TIME: 1:46.748								FASTEST LAP: 1:46.776					DIFFERENCE: +0.028		

10 Gianni MORBIDELLI (ITA)								Chevrolet RML Cruze TC1					TC1		
LAP	SECTOR 1		SECTOR 2		SECTOR 3		TOTAL LAP	LAP	SECTOR 1		SECTOR 2		SECTOR 3		TOTAL LAP
1	49.028	239.0	42.644	-	23.716	-	1:55.388	8	43.968	242.7	40.956	-	23.313	-	1:48.237
2	44.217	242.3	40.797	-	23.216	-	1:48.230	9	44.134	240.9	41.214	-	23.263	-	1:48.611
3	43.875	243.2	41.111	-	23.467	-	1:48.453	10	44.091	243.7	40.953	-	23.327	-	1:48.371
4	44.103	242.7	41.121	-	23.230	-	1:48.454	11	44.016	241.8	40.998	-	23.448	-	1:48.462
5	43.973	244.1	41.340	-	23.642	-	1:48.955	12	44.133	246.0	41.235	-	23.339	-	1:48.707
6	43.772	243.2	40.891	-	23.376	-	1:48.039	13	44.044	242.7	41.166	-	23.570	-	1:48.780
7	43.919	242.3	40.980	-	23.295	-	1:48.194								
IDEAL LAP TIME: 1:47.785								FASTEST LAP: 1:48.039					DIFFERENCE: +0.254		

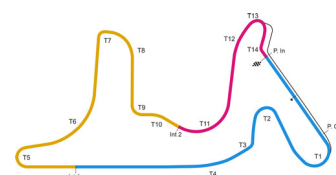


FIA WORLD TOURING CAR CHAMPIONSHIP RACE 1 - SECTOR ANALYSIS

11 James THOMPSON (GBR)								Lada Granta 1.6T					TC1		
LAP	SECTOR 1		SECTOR 2		SECTOR 3		TOTAL LAP	LAP	SECTOR 1		SECTOR 2		SECTOR 3	TOTAL LAP	
1	48.898	238.1	41.563	-	24.197	-	1:54.658	8	44.085	238.6	40.927	-	23.260	-	1:48.272
2	44.154	238.1	41.052	-	23.353	-	1:48.559	9	44.054	237.7	40.983	-	23.324	-	1:48.361
3	43.921	239.0	40.932	-	23.389	-	1:48.242	10	44.119	239.0	40.948	-	23.347	-	1:48.414
4	44.027	240.4	40.795	-	23.275	-	1:48.097	11	44.121	237.7	40.955	-	23.285	-	1:48.361
5	43.937	239.0	41.684	-	23.324	-	1:48.945	12	44.119	238.1	41.139	-	23.223	-	1:48.481
6	43.862	238.6	40.873	-	23.051	-	1:47.786	13	44.420	236.8	40.947	-	23.467	-	1:48.834
7	43.960	239.0	40.889	-	23.448	-	1:48.297								
IDEAL LAP TIME: 1:47.708								FASTEST LAP: 1:47.786					DIFFERENCE: +0.078		

12 Rob HUFF (GBR)								Lada Granta 1.6T					TC1		
LAP	SECTOR 1		SECTOR 2		SECTOR 3		TOTAL LAP	LAP	SECTOR 1		SECTOR 2		SECTOR 3	TOTAL LAP	
1	47.629	239.0	41.347	-	23.169	-	1:52.145	8	43.781	239.5	40.791	-	23.051	-	1:47.623
2	43.800	238.1	40.644	-	23.102	-	1:47.546	9	43.828	238.6	40.903	-	22.941	-	1:47.672
3	43.788	237.2	40.888	-	22.962	-	1:47.638	10	43.715	239.5	40.715	-	23.134	-	1:47.564
4	43.896	238.1	40.743	-	22.972	-	1:47.611	11	43.824	237.2	40.887	-	23.037	-	1:47.748
5	43.864	238.6	40.858	-	22.996	-	1:47.718	12	43.658	236.8	40.769	-	23.068	-	1:47.495
6	43.893	237.7	40.835	-	23.033	-	1:47.761	13	43.739	236.8	40.896	-	23.069	-	1:47.704
7	43.916	238.1	40.826	-	23.100	-	1:47.842								
IDEAL LAP TIME: 1:47.243								FASTEST LAP: 1:47.495					DIFFERENCE: +0.252		

14 Mikhail KOZLOVSKIY (RUS)								Lada Granta 1.6T					TC1		
LAP	SECTOR 1		SECTOR 2		SECTOR 3		TOTAL LAP	LAP	SECTOR 1		SECTOR 2		SECTOR 3	TOTAL LAP	
1	49.181	240.0	42.359	-	23.568	-	1:55.108	8	44.010	240.4	41.169	-	23.233	-	1:48.412
2	45.951	238.6	41.240	-	23.520	-	1:50.711	9	43.877	240.9	41.232	-	23.160	-	1:48.269
3	44.287	235.0	41.002	-	23.255	-	1:48.544	10	43.932	240.0	41.219	-	23.246	-	1:48.397
4	43.974	240.9	41.108	-	23.285	-	1:48.367	11	43.920	240.0	41.077	-	23.488	-	1:48.485
5	44.687	241.8	41.185	-	23.629	-	1:49.501	12	43.919	239.0	41.082	-	23.240	-	1:48.241
6	43.924	239.0	41.037	-	23.211	-	1:48.172	13	44.025	238.1	41.164	-	23.568	-	1:48.757
7	43.886	240.4	41.017	-	23.338	-	1:48.241								
IDEAL LAP TIME: 1:48.039								FASTEST LAP: 1:48.172					DIFFERENCE: +0.133		



Weather/Track: Sun 30C / Dry 43C

Page 4 of 7

www.mstworld.com



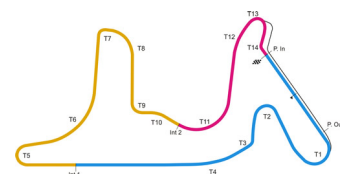
Autódromo Termas de Río Hondo
Circuit Length: 4.806 km / 2.986 miles
Printed - 14:58 Sunday, 3 August 2014

FIA WORLD TOURING CAR CHAMPIONSHIP RACE 1 - SECTOR ANALYSIS

15 Camilo ECHEVARRIA (ARG)		BMW E90 320 TC										TC2			
LAP	SECTOR 1		SECTOR 2		SECTOR 3		TOTAL LAP	LAP	SECTOR 1		SECTOR 2		SECTOR 3		TOTAL LAP
1	54.193	224.1	43.519	-	25.073	-	2:02.785	7	46.443	224.1	43.432	-	24.771	-	1:54.646
2	46.161	223.4	42.999	-	24.944	-	1:54.104	8	46.410	224.5	46.579	-	IN	-	2:06.587 Pit
3	46.531	224.1	43.427	-	24.760	-	1:54.718	9	OUT	224.1	43.194	-	24.645	-	3:37.841
4	46.020	227.0	43.138	-	24.773	-	1:53.931	10	45.820	224.5	43.347	-	24.714	-	1:53.881
5	46.125	226.2	43.184	-	24.736	-	1:54.045	11	45.884	224.1	42.928	-	24.637	-	1:53.449
6	46.653	223.4	43.720	-	25.077	-	1:55.450	12	45.892	223.0	43.032	-	24.600	-	1:53.524
IDEAL LAP TIME: 1:53.348							FASTEST LAP: 1:53.449				DIFFERENCE: +0.101				

18 Tiago MONTEIRO (PRT)		Honda Civic WTCC										TC1			
LAP	SECTOR 1		SECTOR 2		SECTOR 3		TOTAL LAP	LAP	SECTOR 1		SECTOR 2		SECTOR 3		TOTAL LAP
1	46.464	235.5	41.490	-	23.352	-	1:51.306	8	43.514	241.8	40.720	-	23.120	-	1:47.354
2	43.552	240.4	40.555	-	23.011	-	1:47.118	9	43.752	242.3	40.821	-	23.120	-	1:47.693
3	43.419	240.9	40.525	-	23.086	-	1:47.030	10	43.598	239.5	40.786	-	22.989	-	1:47.373
4	43.448	244.1	40.606	-	22.993	-	1:47.047	11	43.682	240.4	40.674	-	23.011	-	1:47.367
5	43.442	246.5	40.691	-	23.080	-	1:47.213	12	43.655	239.0	40.870	-	23.058	-	1:47.583
6	43.625	243.2	40.792	-	22.952	-	1:47.369	13	43.640	241.3	40.659	-	23.037	-	1:47.336
7	43.567	239.5	40.688	-	23.001	-	1:47.256								
IDEAL LAP TIME: 1:46.896							FASTEST LAP: 1:47.030				DIFFERENCE: +0.134				

25 Mehdi BENNANI (MAR)		Honda Civic WTCC										TC1			
LAP	SECTOR 1		SECTOR 2		SECTOR 3		TOTAL LAP	LAP	SECTOR 1		SECTOR 2		SECTOR 3		TOTAL LAP
1	47.388	235.0	42.328	-	23.718	-	1:53.434	8	43.756	241.3	40.782	-	23.342	-	1:47.880
2	43.949	242.7	40.754	-	23.244	-	1:47.947	9	44.051	240.0	40.805	-	23.438	-	1:48.294
3	43.701	239.5	40.651	-	23.049	-	1:47.401	10	43.963	241.3	41.228	-	23.222	-	1:48.413
4	43.562	243.7	40.786	-	23.252	-	1:47.600	11	43.906	238.1	40.931	-	23.125	-	1:47.962
5	43.700	243.7	40.844	-	23.164	-	1:47.708	12	43.781	236.3	40.724	-	23.544	-	1:48.049
6	43.928	241.3	40.821	-	23.083	-	1:47.832	13	43.690	240.0	40.831	-	23.131	-	1:47.652
7	43.998	243.2	40.744	-	23.189	-	1:47.931								
IDEAL LAP TIME: 1:47.262							FASTEST LAP: 1:47.401				DIFFERENCE: +0.139				



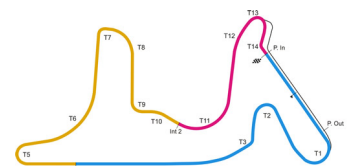
Autódromo Termas de Río Hondo
Circuit Length: 4.806 km / 2.986 miles
Printed - 14:58 Sunday, 3 August 2014

FIA WORLD TOURING CAR CHAMPIONSHIP RACE 1 - SECTOR ANALYSIS

27 John FILIPPI (FRA)					SEAT Leon WTCC					TC2					
LAP	SECTOR 1	SECTOR 2	SECTOR 3	TOTAL LAP	LAP	SECTOR 1	SECTOR 2	SECTOR 3	TOTAL LAP						
1	50.955	234.6	42.979	-	25.424	-	1:59.358	8	45.655	229.0	42.982	-	24.432	-	1:53.069
2	45.789	227.8	43.089	-	24.469	-	1:53.347	9	45.709	231.6	42.720	-	24.628	-	1:53.057
3	45.983	227.4	42.799	-	24.304	-	1:53.086	10	45.740	232.9	42.665	-	24.387	-	1:52.792
4	45.852	232.4	42.811	-	24.473	-	1:53.136	11	45.850	232.0	42.697	-	24.368	-	1:52.915
5	46.206	233.3	42.637	-	24.430	-	1:53.273	12	45.847	229.5	42.767	-	24.455	-	1:53.069
6	45.996	232.9	43.181	-	24.349	-	1:53.526	13	45.739	229.9	42.693	-	24.395	-	1:52.827
7	46.075	227.0	42.753	-	24.333	-	1:53.161								
IDEAL LAP TIME: 1:52.596					FASTEST LAP: 1:52.792					DIFFERENCE: +0.196					

37 Jose Maria LOPEZ (ARG)					Citroen C-Elysee WTCC					TC1					
LAP	SECTOR 1	SECTOR 2	SECTOR 3	TOTAL LAP	LAP	SECTOR 1	SECTOR 2	SECTOR 3	TOTAL LAP						
1	44.645	241.3	40.103	-	22.848	-	1:47.596	8	43.424	239.5	40.459	-	22.854	-	1:46.737
2	43.509	238.1	40.412	-	22.882	-	1:46.803	9	43.384	240.9	40.766	-	22.878	-	1:47.028
3	43.350	238.1	40.349	-	22.757	-	1:46.456	10	43.324	240.4	40.607	-	22.980	-	1:46.911
4	43.301	239.5	40.468	-	22.793	-	1:46.562	11	43.403	240.0	40.704	-	23.004	-	1:47.111
5	43.341	240.0	40.446	-	22.688	-	1:46.475	12	43.417	239.0	40.795	-	23.188	-	1:47.400
6	43.293	240.0	40.514	-	22.835	-	1:46.642	13	43.411	239.5	40.823	-	23.553	-	1:47.787
7	43.343	239.5	40.476	-	22.847	-	1:46.666								
IDEAL LAP TIME: 1:46.084					FASTEST LAP: 1:46.456					DIFFERENCE: +0.372					

77 Rene MUNNICH (DEU)					Chevrolet RML Cruze TC1					TC1					
LAP	SECTOR 1	SECTOR 2	SECTOR 3	TOTAL LAP	LAP	SECTOR 1	SECTOR 2	SECTOR 3	TOTAL LAP						
1	49.559	241.3	42.336	-	23.780	-	1:55.675	8	44.108	240.9	41.132	-	23.256	-	1:48.496
2	44.226	242.7	41.077	-	23.251	-	1:48.554	9	43.995	243.7	40.832	-	23.404	-	1:48.231
3	43.771	241.3	41.123	-	23.453	-	1:48.347	10	44.022	247.0	40.912	-	23.525	-	1:48.459
4	43.900	242.7	41.204	-	23.352	-	1:48.456	11	43.957	241.8	40.692	-	23.391	-	1:48.040
5	44.010	244.6	41.390	-	23.915	-	1:49.315	12	44.003	240.9	40.822	-	23.523	-	1:48.348
6	44.042	239.5	41.350	-	23.398	-	1:48.790	13	43.933	244.1	41.281	-	23.402	-	1:48.616
7	44.139	242.3	40.864	-	23.327	-	1:48.330								
IDEAL LAP TIME: 1:47.714					FASTEST LAP: 1:48.040					DIFFERENCE: +0.326					



Autódromo Termas de Río Hondo
Circuit Length: 4.806 km / 2.986 miles
Printed - 14:58 Sunday, 3 August 2014

FIA WORLD TOURING CAR CHAMPIONSHIP RACE 1 - SECTOR ANALYSIS

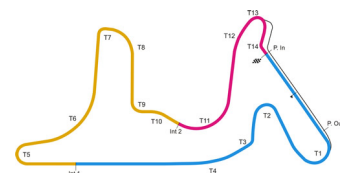
98		Dusan BORKOVIC (SRB)						Chevrolet RML Cruze TC1						TC1	
LAP	SECTOR 1		SECTOR 2		SECTOR 3		TOTAL LAP	LAP	SECTOR 1		SECTOR 2		SECTOR 3		TOTAL LAP
1	48.689	239.0	41.609	-	24.100	-	1:54.398	5	43.890	243.2	42.695	-	24.250	-	1:50.835
2	43.787	246.0	41.248	-	23.420	-	1:48.455	6	43.716	246.0	40.973	-	23.660	-	1:48.349
3	43.770	243.7	41.004	-	23.535	-	1:48.309	7	43.703	245.1	40.831	-	23.717	-	1:48.251
4	43.779	246.0	40.762	-	23.418	-	1:47.959	8	52.660	147.0	58.118	-	IN	-	2:32.462 Pit
IDEAL LAP TIME: 1:47.883							FASTEST LAP: 1:47.959					DIFFERENCE: +0.076			



Weather/Track: Sun 30C / Dry 43C

Page 7 of 7

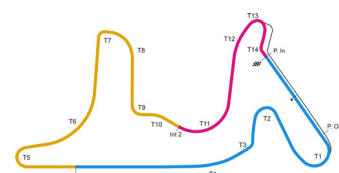
www.mstworld.com



Autódromo Termas de Río Hondo
Circuit Length: 4.806 km / 2.986 miles
Printed - 14:58 Sunday, 3 August 2014

FIA WORLD TOURING CAR CHAMPIONSHIP RACE 1 - BEST SECTOR SPEEDS

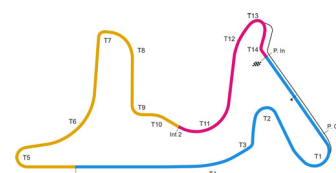
	INTERMEDIATE 1			INTERMEDIATE 2			FINISH LINE					
	NO	NAME	SPEED	LAP	NO	NAME	SPEED	LAP	NO	NAME	SPEED	LAP
1	2	TARQUINI	248.0	8								
2	77	MUNNICH	247.0	10								
3	18	MONTEIRO	246.5	5								
4	10	MORBIDELLI	246.0	12								
5	98	BORKOVIC	246.0	6								
6	7	VALENTE	244.1	4								
7	25	BENNANI	243.7	5								
8	1	MULLER	243.2	10								
9	3	CHILTON	243.2	9								
10	9	LOEB	243.2	1								
11	4	CORONEL	242.3	7								
12	5	MICHELISZ	241.8	10								
13	14	KOZLOVSKIY	241.8	5								
14	37	LOPEZ	241.3	1								
15	11	THOMPSON	240.4	4								
16	12	HUFF	239.5	10								
17	27	FILIPPI	234.6	1								
18	6	ENGSTLER	230.3	1								
19	15	ECHEVARRIA	227.0	4								



FIA WORLD TOURING CAR CHAMPIONSHIP RACE 1 - BEST SECTOR TIMES

	SECTOR 1			SECTOR 2			SECTOR 3			IDEAL/BEST LAP COMPARISON					
	NO	TIME	LAP	NO	TIME	LAP	NO	TIME	LAP	NO	NAME	IDEAL	BEST	LAP	DIFF
1	37	43.293	6	37	40.103	1	37	22.688	5	37	LOPEZ	1:46.084	1:46.456	3	+0.372
2	1	43.299	2	1	40.355	11	3	22.730	3	1	MULLER	1:46.480	1:46.652	11	+0.172
3	18	43.419	3	5	40.369	3	9	22.803	1	5	MICHELISZ	1:46.626	1:46.626	3	0.000
4	9	43.426	2	3	40.492	3	5	22.804	3	9	LOEB	1:46.748	1:46.776	2	+0.028
5	5	43.453	3	9	40.519	3	1	22.826	1	3	CHILTON	1:46.799	1:46.938	3	+0.139
6	2	43.534	13	18	40.525	3	12	22.941	9	18	MONTEIRO	1:46.896	1:47.030	3	+0.134
7	25	43.562	4	2	40.598	5	18	22.952	6	2	TARQUINI	1:47.100	1:47.372	3	+0.272
8	3	43.577	4	12	40.644	2	2	22.968	3	12	HUFF	1:47.243	1:47.495	12	+0.252
9	12	43.658	12	25	40.651	3	25	23.049	3	25	BENNANI	1:47.262	1:47.401	3	+0.139
10	98	43.703	7	7	40.661	6	11	23.051	6	11	THOMPSON	1:47.708	1:47.786	6	+0.078
11	77	43.771	3	77	40.692	11	14	23.160	9	77	MUNNICH	1:47.714	1:48.040	11	+0.326
12	10	43.772	6	98	40.762	4	4	23.188	2	10	MORBIDELLI	1:47.785	1:48.039	6	+0.254
13	4	43.790	8	11	40.795	4	10	23.216	2	7	VALENTE	1:47.793	1:48.703	4	+0.910
14	7	43.801	7	10	40.797	2	77	23.251	2	4	CORONEL	1:47.881	1:48.121	4	+0.240
15	11	43.862	6	4	40.903	4	7	23.331	6	98	BORKOVIC	1:47.883	1:47.959	4	+0.076
16	14	43.877	9	14	41.002	3	98	23.418	4	14	KOZLOVSKIY	1:48.039	1:48.172	6	+0.133
17	6	45.516	9	6	42.247	4	6	24.263	6	6	ENGSTLER	1:52.026	1:52.118	9	+0.092
18	27	45.655	8	27	42.637	5	27	24.304	3	27	FILIPPI	1:52.596	1:52.792	10	+0.196
19	15	45.820	10	15	42.928	11	15	24.600	12	15	ECHEVARRIA	1:53.348	1:53.449	11	+0.101

'Perfect Lap' - 1:46.084



FIA WORLD TOURING CAR CHAMPIONSHIP RACE 1 - RACE HISTORY CHART

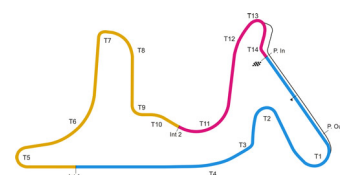
LAP 1			LAP 2			LAP 3			LAP 4			LAP 5		
NO	BEHIND	LAP TIME	NO	BEHIND	LAP TIME	NO	BEHIND	LAP TIME	NO	BEHIND	LAP TIME	NO	BEHIND	LAP TIME
37		1:47.596	37		1:46.803	37		1:46.456	37		1:46.562	37		1:46.475
5	1.383	1:48.979	5	1.474	1:46.894	5	1.644	1:46.626	5	1.833	1:46.751	5	2.241	1:46.883
1	2.030	1:49.626	1	2.202	1:46.975	1	2.966	1:47.220	1	3.302	1:46.898	1	4.022	1:47.195
9	2.821	1:50.417	9	2.794	1:46.776	9	3.464	1:47.126	9	4.114	1:47.212	9	5.075	1:47.436
18	3.710	1:51.306	18	4.025	1:47.118	18	4.599	1:47.030	18	5.084	1:47.047	18	5.822	1:47.213
3	4.042	1:51.638	3	4.432	1:47.193	3	4.914	1:46.938	3	5.549	1:47.197	3	6.284	1:47.210
12	4.549	1:52.145	12	5.292	1:47.546	12	6.474	1:47.638	12	7.523	1:47.611	12	8.766	1:47.718
2	5.628	1:53.224	2	6.332	1:47.507	2	7.248	1:47.372	2	8.392	1:47.706	2	9.396	1:47.479
25	5.838	1:53.434	25	6.982	1:47.947	25	7.927	1:47.401	25	8.965	1:47.600	25	10.198	1:47.708
4	6.291	1:53.887	4	7.911	1:48.423	4	9.691	1:48.236	4	11.250	1:48.121	4	13.581	1:48.806
98	6.802	1:54.398	98	8.454	1:48.455	98	10.307	1:48.309	98	11.704	1:47.959	98	14.609	1:48.945
11	7.062	1:54.658	11	8.818	1:48.559	11	10.604	1:48.242	11	12.139	1:48.097	11	15.588	1:48.955
14	7.512	1:55.108	10	9.219	1:48.230	10	11.216	1:48.453	10	13.108	1:48.454	10	16.064	1:50.835
10	7.792	1:55.388	77	9.830	1:48.554	77	11.721	1:48.347	77	13.615	1:48.456	77	16.455	1:49.315
77	8.079	1:55.675	7	10.548	1:48.995	7	12.992	1:48.900	7	15.133	1:48.703	7	18.339	1:49.501
7	8.356	1:55.952	14	11.420	1:50.711	14	13.508	1:48.544	14	15.313	1:48.367	14	26.409	1:57.751 P
6	9.747	1:57.343	6	15.539	1:52.595	6	21.969	1:52.886	6	27.860	1:52.453	6	33.789	1:52.404
27	11.762	1:59.358	27	18.306	1:53.347	27	24.936	1:53.086	27	31.510	1:53.136	27	38.308	1:53.273
15	15.189	2:02.785	15	22.490	1:54.104	15	30.752	1:54.718	15	38.121	1:53.931	15	45.691	1:54.045



Weather/Track: Sun 30C / Dry 43C

Page 1 of 3

www.mstworld.com



Autódromo Termas de Río Hondo
Circuit Length: 4.806 km / 2.986 miles
Printed - 15:02 Sunday, 3 August 2014



FIA WORLD TOURING CAR CHAMPIONSHIP RACE 1 - RACE HISTORY CHART

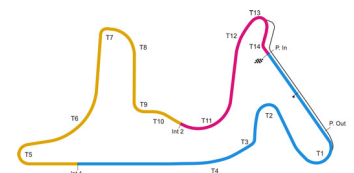
LAP 6			LAP 7			LAP 8			LAP 9			LAP 10		
NO	BEHIND	LAP TIME	NO	BEHIND	LAP TIME	NO	BEHIND	LAP TIME	NO	BEHIND	LAP TIME	NO	BEHIND	LAP TIME
37		1:46.642	37		1:46.666	37		1:46.737	37		1:47.028	37		1:46.911
5	2.540	1:46.941	5	2.984	1:47.110	5	3.191	1:46.944	5	3.378	1:47.215	5	3.518	1:47.051
1	4.255	1:46.875	1	4.680	1:47.091	1	4.971	1:47.028	1	4.928	1:46.985	1	4.945	1:46.928
9	5.799	1:47.366	9	6.345	1:47.212	9	6.761	1:47.153	9	7.406	1:47.673	9	7.699	1:47.204
18	6.549	1:47.369	18	7.139	1:47.256	18	7.756	1:47.354	18	8.421	1:47.693	18	8.883	1:47.373
3	6.997	1:47.355	3	7.786	1:47.455	3	8.241	1:47.192	3	8.740	1:47.527	3	9.394	1:47.565
12	9.885	1:47.761	12	11.061	1:47.842	12	11.947	1:47.623	12	12.591	1:47.672	12	13.244	1:47.564
2	10.322	1:47.568	2	11.596	1:47.940	2	12.452	1:47.593	2	13.279	1:47.855	2	13.896	1:47.528
25	11.388	1:47.832	25	12.653	1:47.931	25	13.796	1:47.880	25	15.062	1:48.294	25	16.564	1:48.413
4	15.218	1:48.279	4	17.169	1:48.617	4	18.590	1:48.158	4	19.913	1:48.351	4	21.491	1:48.489
11	15.753	1:47.786	11	17.384	1:48.297	11	18.919	1:48.272	11	20.252	1:48.361	11	21.755	1:48.414
10	16.985	1:48.039	10	18.513	1:48.194	10	20.013	1:48.237	10	21.596	1:48.611	10	23.056	1:48.371
98	17.771	1:48.349	98	19.356	1:48.251	77	22.026	1:48.496	77	23.229	1:48.231	77	24.777	1:48.459
77	18.603	1:48.790	77	20.267	1:48.330	14	23.119	1:48.412	14	24.360	1:48.269	14	25.846	1:48.397
14	19.869	1:48.172	14	21.444	1:48.241	6	51.056	1:52.434	7	3 Laps	7:08.745	7	3 Laps	1:58.779 P
6	39.451	1:52.304	6	45.359	1:52.574	27	58.019	1:53.069	6	56.146	1:52.118	6	1:01.827	1:52.592
27	45.192	1:53.526	27	51.687	1:53.161	98	1:05.081	2:32.462 P	27	1:04.048	1:53.057	27	1:09.929	1:52.792
15	54.499	1:55.450	15	1:02.479	1:54.646	15	1:22.329	2:06.587 P				15	1 Lap	3:37.841



Weather/Track: Sun 30C / Dry 43C

Page 2 of 3

www.mstworld.com



Autódromo Termas de Río Hondo
Circuit Length: 4.806 km / 2.986 miles
Printed - 15:02 Sunday, 3 August 2014



FIA WORLD TOURING CAR CHAMPIONSHIP RACE 1 - RACE HISTORY CHART

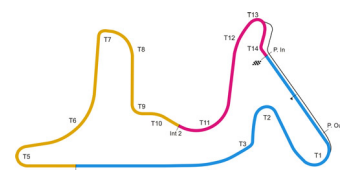
LAP 11			LAP 12			LAP 13		
NO	BEHIND	LAP TIME	NO	BEHIND	LAP TIME	NO	BEHIND	LAP TIME
37		1:47.111	37		1:47.400	37		1:47.787
5	3.621	1:47.214	5	3.296	1:47.075	5	2.526	1:47.017
1	4.486	1:46.652	1	4.120	1:47.034	1	3.271	1:46.938
9	7.969	1:47.381	9	7.791	1:47.222	9	7.613	1:47.609
18	9.139	1:47.367	18	9.322	1:47.583	18	8.871	1:47.336
3	9.674	1:47.391	3	9.717	1:47.443	3	9.508	1:47.578
12	13.881	1:47.748	12	13.976	1:47.495	12	13.893	1:47.704
2	14.645	1:47.860	2	14.851	1:47.606	2	14.494	1:47.430
25	17.415	1:47.962	25	18.064	1:48.049	25	17.929	1:47.652
4	22.705	1:48.325	4	23.839	1:48.534	11	25.133	1:48.834
11	23.005	1:48.361	11	24.086	1:48.481	4	25.272	1:49.220
10	24.407	1:48.462	10	25.714	1:48.707	10	26.707	1:48.780
77	25.706	1:48.040	77	26.654	1:48.348	77	27.483	1:48.616
14	27.220	1:48.485	14	28.061	1:48.241	14	29.031	1:48.757
6	1:07.992	1:53.276	6	1:13.355	1:52.763	6	1:18.040	1:52.472
27	1:15.733	1:52.915	27	1:21.402	1:53.069	27	1:26.442	1:52.827
15	1 Lap	1:53.881	15	1 Lap	1:53.449	15	1 Lap	1:53.524



Weather/Track: Sun 30C / Dry 43C

Page 3 of 3

www.mstworld.com



Autódromo Termas de Río Hondo
Circuit Length: 4.806 km / 2.986 miles
Printed - 15:02 Sunday, 3 August 2014



FIA WORLD TOURING CAR CHAMPIONSHIP RACE 2 - PROVISIONAL STARTING GRID

ROW	Driver	Driver
10	18 27 FILIPPI	19 15 ECHEVARRIA
9	16 14 KOZLOVSKIY	17 6 ENGSTLER
8	14 98 BORKOVIC	15 10 MORBIDELLI
7	12 77 MUNNICH	13 11 THOMPSON
6	10 37 LOPEZ	11 4 CORONEL
5	8 9 LOEB	9 1 MULLER
4	6 18 MONTEIRO	7 5 MICHELISZ
3	4 2 TARQUINI	5 3 CHILTON
2	2 7 VALENTE	3 25 BENNANI
1		1 12 HUFF
		POLE

Autódromo Termas de Río Hondo
Circuit Length: 4.806 km / 2.986 miles

Race Director:	Steward:	Timekeeper:
----------------	----------	-------------

FIA WORLD TOURING CAR CHAMPIONSHIP RACE 2 - STARTING GRID

ROW	Driver	Driver
10	18 27 FILIPPI	19 15 ECHEVARRIA
9	16 14 KOZLOVSKIY	17 6 ENGSTLER
8	14 98 BORKOVIC	15 10 MORBIDELLI
7	12 77 MUNNICH	13 11 THOMPSON
6	10 37 LOPEZ	11 4 CORONEL
5	8 9 LOEB	9 1 MULLER
4	6 18 MONTEIRO	7 5 MICHELISZ
3	4 2 TARQUINI	5 3 CHILTON
2	2 7 VALENTE	3 25 BENNANI
1		1 12 HUFF

POLE

Autódromo Termas de Río Hondo
Circuit Length: 4.806 km / 2.986 miles

Race Director:	Steward:	Timekeeper:
----------------	----------	-------------

FIA WORLD TOURING CAR CHAMPIONSHIP
RACE 2 - PROVISIONAL CLASSIFICATION

NO	CL	DRIVER	NAT	CAR	TIME	LAPS	GAP	DIFF	KM/H	BEST	ON
1	37	TC1 Jose Maria LOPEZ	ARG	Citroen C-Elysee WTCC	23:16.716	13			160.58	1:45.926	7
2	12	TC1 Rob HUFF	GBR	Lada Granta 1.6T	23:18.579	13	1.863	1.863	160.37	1:47.049	4
3	1	TC1 Yvan MULLER	FRA	Citroen C-Elysee WTCC	23:19.612	13	2.896	1.033	160.25	1:46.443	11
4	2	TC1 Gabriele TARQUINI	ITA	Honda Civic WTCC	23:22.027	13	5.311	2.415	159.97	1:47.250	8
5	18	TC1 Tiago MONTEIRO	PRT	Honda Civic WTCC	23:22.609	13	5.893	0.582	159.91	1:47.276	3
6	9	TC1 Sebastien LOEB	FRA	Citroen C-Elysee WTCC	23:23.239	13	6.523	0.630	159.84	1:46.750	4
7	5	TC1 Norbert MICHELISZ	HUN	Honda Civic WTCC	23:23.694	13	6.978	0.455	159.78	1:46.740	4
8	98	TC1 Dusan BORKOVIC	SRB	Chevrolet RML Cruze TC1	23:31.980	13	15.264	8.286	158.85	1:47.217	4
9	25	TC1 Mehdi BENNANI	MAR	Honda Civic WTCC	23:33.180	13	16.464	1.200	158.71	1:47.108	3
10	11	TC1 James THOMPSON	GBR	Lada Granta 1.6T	23:33.526	13	16.810	0.346	158.67	1:47.467	3
11	4	TC1 Tom CORONEL	NLD	Chevrolet RML Cruze TC1	23:39.506	13	22.790	5.980	158.00	1:47.869	5
12	14	TC1 Mikhail KOZLOVSKIY	RUS	Lada Granta 1.6T	23:40.399	13	23.683	0.893	157.90	1:47.824	5
13	77	TC1 Rene MUNNICH	DEU	Chevrolet RML Cruze TC1	23:45.738	13	29.022	5.339	157.31	1:48.041	4
14	10	TC1 Gianni MORBIDELLI	ITA	Chevrolet RML Cruze TC1	23:55.217	13	38.501	9.479	156.27	1:47.097	2
15	6	TC2 Franz ENGSTLER	DEU	BMW E90 320 TC	24:23.664	13	1:06.948	28.447	153.24	1:51.562	2
16	15	TC2 Camilo ECHEVARRIA	ARG	BMW E90 320 TC	24:35.136	13	1:18.420	11.472	152.04	1:52.449	4
17	27	TC2 John FILIPPI	FRA	SEAT Leon WTCC	22:55.743	12	1 Lap		150.45	1:52.761	5
NOT CLASSIFIED											
D.N.F.	3	TC1 Tom CHILTON	GBR	Chevrolet RML Cruze TC1	14:28.416	8	5 Laps		158.66	1:46.251	3
D.N.F.	7	TC1 Hugo VALENTE	FRA	Chevrolet RML Cruze TC1	23:08.168	8	5 Laps		99.25	1:48.141	7
FASTEST LAP											
37	TC1	Jose Maria LOPEZ	ARG	Citroen C-Elysee WTCC	1:45.926	7			163.337 km/h	101.493 mph	
6	TC2	Franz ENGSTLER	DEU	BMW E90 320 TC	1:51.562	2			155.085 km/h	96.365 mph	

For Media Information Purposes - No Regulatory Value.

Autódromo Termas de Río Hondo
Circuit Length: 4.806 km / 2.986 miles
Start: 15:38 Flag: 16:01

Weather/Track: Sun 31 C / Dry 43C

Race Director	Steward:	Timekeeper	Posted at:
---------------	----------	------------	------------

www.mstworld.com

Printed -16:07 Sunday, 3 August 2014



WTCC Race of Argentina - Autódromo Termas de Río Hondo - 2 / 3 August 2014

FIA WORLD TOURING CAR CHAMPIONSHIP RACE 2 RESULT**

NO	CL	DRIVER	NAT	CAR	TIME	LAPS	GAP	DIFF	KM/H	BEST	ON
1	37	TC1 Jose Maria LOPEZ	ARG	Citroen C-Elysee WTCC	23:16.716	13			160.58	1:45.926	7
2	12	TC1 Rob HUFF	GBR	Lada Granta 1.6T	23:18.579	13	1.863	1.863	160.37	1:47.049	4
3	1	TC1 Yvan MULLER	FRA	Citroen C-Elysee WTCC	23:19.612	13	2.896	1.033	160.25	1:46.443	11
4	2	TC1 Gabriele TARQUINI	ITA	Honda Civic WTCC	23:22.027	13	5.311	2.415	159.97	1:47.250	8
5	18	TC1 Tiago MONTEIRO	PRT	Honda Civic WTCC	23:22.609	13	5.893	0.582	159.91	1:47.276	3
6	9	TC1 Sebastien LOEB	FRA	Citroen C-Elysee WTCC	23:23.239	13	6.523	0.630	159.84	1:46.750	4
7	5	TC1 Norbert MICHELISZ	HUN	Honda Civic WTCC	23:23.694	13	6.978	0.455	159.78	1:46.740	4
8	25	TC1 Mehdi BENNANI	MAR	Honda Civic WTCC	23:33.180	13	16.464	9.486	158.71	1:47.108	3
9	11	TC1 James THOMPSON	GBR	Lada Granta 1.6T	23:33.526	13	16.810	0.346	158.67	1:47.467	3
10	4	TC1 Tom CORONEL	NLD	Chevrolet RML Cruze TC1	23:39.506	13	22.790	5.980	158.00	1:47.869	5
11	14	TC1 Mikhail KOZLOVSKIY	RUS	Lada Granta 1.6T	23:40.399	13	23.683	0.893	157.90	1:47.824	5
12	77	TC1 Rene MUNNICH	DEU	Chevrolet RML Cruze TC1	23:45.738	13	29.022	5.339	157.31	1:48.041	4
13	10	TC1 Gianni MORBIDELLI	ITA	Chevrolet RML Cruze TC1	23:55.217	13	38.501	9.479	156.27	1:47.097	2
14	6	TC2 Franz ENGSTLER	DEU	BMW E90 320 TC	24:23.664	13	1:06.948	28.447	153.24	1:51.562	2
15	27	TC2 John FILIPPI	FRA	SEAT Leon WTCC	22:55.743	12	1 Lap		150.45	1:52.761	5
16	15	TC2 Camilo ECHEVARRIA	ARG	BMW E90 320 TC	24:35.136	13	*		152.04	1:52.449	4

NOT CLASSIFIED

D.N.F.	3	TC1 Tom CHILTON	GBR	Chevrolet RML Cruze TC1	14:28.416	8	5 Laps		158.66	1:46.251	3
D.N.F.	7	TC1 Hugo VALENTE	FRA	Chevrolet RML Cruze TC1	23:08.168	8	5 Laps		99.25	1:48.141	7

FASTEST LAP

37	TC1	Jose Maria LOPEZ	ARG	Citroen C-Elysee WTCC	1:45.926	7			163.337 km/h	101.493 mph
6	TC2	Franz ENGSTLER	DEU	BMW E90 320 TC	1:51.562	2			155.085 km/h	96.365 mph

* Car 15. One place penalty applied, Stewards' decision 4 refers.

** RESULTS ARE SUBJECT TO THE RESULT OF THE APPEAL LODGED BY COMPETITOR No. 98 AGAINST STEWARDS DECISION 5.

Car 98 excluded, Stewards' decision 5 refers.

Weather/Track: Sun 31C / Dry 43C

Autódromo Termas de Río Hondo

Circuit Length: 4.806 km / 2.986 miles

Start: 15:38 Flag: 16:01

Steward	Steward:	Steward
---------	----------	---------

www.mstworld.com

Printed -20:49 Sunday, 3 August 2014

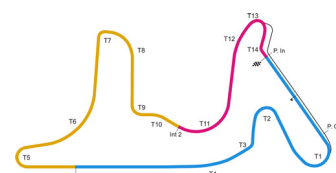


FIA WORLD TOURING CAR CHAMPIONSHIP RACE 2 - SECTOR ANALYSIS

1 Yvan MULLER (FRA)								Citroen C-Elysee WTCC					TC1		
LAP	SECTOR 1		SECTOR 2		SECTOR 3		TOTAL LAP	LAP	SECTOR 1		SECTOR 2		SECTOR 3		TOTAL LAP
1	47.946	240.0	42.291	-	23.207	-	1:53.444	8	43.110	248.0	40.443	-	23.060	-	1:46.613
2	43.303	249.5	40.530	-	23.408	-	1:47.241	9	43.330	248.5	40.609	-	23.243	-	1:47.182
3	43.766	248.0	40.255	-	22.782	-	1:46.803	10	43.437	245.1	41.197	-	23.158	-	1:47.792
4	43.394	247.5	40.306	-	23.026	-	1:46.726	11	43.131	246.0	40.396	-	22.916	-	1:46.443
5	43.422	247.5	40.961	-	23.217	-	1:47.600	12	44.361	241.3	40.164	-	22.945	-	1:47.470
6	43.345	246.5	41.131	-	23.645	-	1:48.121	13	43.174	245.6	40.285	-	23.101	-	1:46.560
7	43.520	246.0	41.112	-	22.985	-	1:47.617								
IDEAL LAP TIME: 1:46.056							FASTEST LAP: 1:46.443					DIFFERENCE: +0.387			

2 Gabriele TARQUINI (ITA)								Honda Civic WTCC					TC1		
LAP	SECTOR 1		SECTOR 2		SECTOR 3		TOTAL LAP	LAP	SECTOR 1		SECTOR 2		SECTOR 3		TOTAL LAP
1	46.418	238.1	40.745	-	23.167	-	1:50.330	8	43.636	236.3	40.595	-	23.019	-	1:47.250
2	43.886	237.7	40.486	-	23.040	-	1:47.412	9	43.954	238.1	40.693	-	23.055	-	1:47.702
3	43.729	240.0	40.365	-	23.179	-	1:47.273	10	43.835	232.4	40.657	-	22.988	-	1:47.480
4	43.529	242.3	40.680	-	23.067	-	1:47.276	11	43.819	236.8	40.608	-	23.000	-	1:47.427
5	44.135	240.4	40.565	-	22.899	-	1:47.599	12	45.200	232.9	41.007	-	23.032	-	1:49.239
6	43.864	234.2	40.598	-	23.391	-	1:47.853	13	43.818	234.2	40.721	-	22.977	-	1:47.516
7	43.923	232.0	40.702	-	23.045	-	1:47.670								
IDEAL LAP TIME: 1:46.793							FASTEST LAP: 1:47.250					DIFFERENCE: +0.457			

3 Tom CHILTON (GBR)								Chevrolet RML Cruze TC1					TC1		
LAP	SECTOR 1		SECTOR 2		SECTOR 3		TOTAL LAP	LAP	SECTOR 1		SECTOR 2		SECTOR 3		TOTAL LAP
1	47.711	235.5	40.794	-	22.983	-	1:51.488	5	44.449	231.1	40.848	-	22.894	-	1:48.191
2	44.114	240.9	40.975	-	22.900	-	1:47.989	6	43.610	237.2	41.520	-	23.278	-	1:48.408
3	43.394	239.0	40.231	-	22.626	-	1:46.251	7	43.790	236.8	41.286	-	23.326	-	1:48.402
4	43.601	237.7	40.975	-	22.734	-	1:47.310	8	43.650	240.0	42.952	-	23.775	-	1:50.377
IDEAL LAP TIME: 1:46.251							FASTEST LAP: 1:46.251					DIFFERENCE: 0.000			



FIA WORLD TOURING CAR CHAMPIONSHIP RACE 2 - SECTOR ANALYSIS

4 Tom CORONEL (NLD)					Chevrolet RML Cruze TC1					TC1					
LAP	SECTOR 1		SECTOR 2	SECTOR 3	TOTAL LAP	LAP	SECTOR 1		SECTOR 2	SECTOR 3	TOTAL LAP				
1	51.036	227.4	41.668	-	24.379	-	1:57.083	8	44.006	242.3	41.353	-	23.401	-	1:48.760
2	45.190	244.1	40.966	-	23.215	-	1:49.371	9	43.913	240.9	41.182	-	23.517	-	1:48.612
3	44.152	238.1	40.882	-	23.400	-	1:48.434	10	43.872	239.5	41.220	-	23.520	-	1:48.612
4	43.798	239.5	41.198	-	23.197	-	1:48.193	11	44.154	235.5	41.245	-	23.287	-	1:48.686
5	43.800	237.7	40.853	-	23.216	-	1:47.869	12	44.039	238.1	41.125	-	23.508	-	1:48.672
6	43.785	242.3	41.238	-	23.300	-	1:48.323	13	44.154	235.0	41.052	-	23.334	-	1:48.540
7	44.036	244.6	40.882	-	23.433	-	1:48.351								
IDEAL LAP TIME: 1:47.835					FASTEST LAP: 1:47.869					DIFFERENCE: +0.034					

5 Norbert MICHELISZ (HUN)					Honda Civic WTCC					TC1					
LAP	SECTOR 1		SECTOR 2	SECTOR 3	TOTAL LAP	LAP	SECTOR 1		SECTOR 2	SECTOR 3	TOTAL LAP				
1	48.086	233.7	41.772	-	23.290	-	1:53.148	8	43.820	242.7	40.685	-	23.139	-	1:47.644
2	43.462	240.4	40.994	-	23.578	-	1:48.034	9	43.656	240.4	40.600	-	23.031	-	1:47.287
3	43.815	243.7	40.463	-	22.929	-	1:47.207	10	43.565	240.4	40.570	-	23.044	-	1:47.179
4	43.260	243.2	40.319	-	23.161	-	1:46.740	11	43.541	240.0	40.721	-	22.942	-	1:47.204
5	43.525	241.8	40.726	-	23.240	-	1:47.491	12	43.596	240.4	40.928	-	23.094	-	1:47.618
6	43.760	242.3	41.695	-	23.323	-	1:48.778	13	43.658	242.3	40.681	-	23.165	-	1:47.504
7	43.662	242.3	41.067	-	23.131	-	1:47.860								
IDEAL LAP TIME: 1:46.508					FASTEST LAP: 1:46.740					DIFFERENCE: +0.232					

6 Franz ENGSTLER (DEU)					BMW E90 320 TC					TC2					
LAP	SECTOR 1		SECTOR 2	SECTOR 3	TOTAL LAP	LAP	SECTOR 1		SECTOR 2	SECTOR 3	TOTAL LAP				
1	51.127	228.2	42.830	-	24.241	-	1:58.198	8	45.611	228.2	42.519	-	24.183	-	1:52.313
2	45.352	230.7	42.053	-	24.157	-	1:51.562	9	45.603	227.0	42.509	-	24.036	-	1:52.148
3	45.587	229.0	42.033	-	24.244	-	1:51.864	10	45.540	227.0	42.380	-	24.422	-	1:52.342
4	45.440	229.0	42.227	-	24.213	-	1:51.880	11	45.892	226.2	42.335	-	24.448	-	1:52.675
5	45.547	227.4	42.329	-	24.042	-	1:51.918	12	45.720	226.2	42.204	-	24.187	-	1:52.111
6	45.641	227.8	42.361	-	24.268	-	1:52.270	13	45.620	227.0	42.560	-	24.199	-	1:52.379
7	45.557	227.8	42.285	-	24.162	-	1:52.004								
IDEAL LAP TIME: 1:51.421					FASTEST LAP: 1:51.562					DIFFERENCE: +0.141					

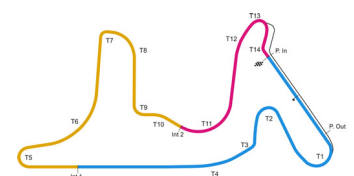


FIA WORLD TOURING CAR CHAMPIONSHIP RACE 2 - SECTOR ANALYSIS

7 Hugo VALENTE (FRA)								Chevrolet RML Cruze TC1					TC1			
LAP	SECTOR 1		SECTOR 2		SECTOR 3		TOTAL LAP	LAP	SECTOR 1		SECTOR 2		SECTOR 3		TOTAL LAP	
1	47.153	241.3	40.800	-	23.357	-	1:51.310	5	OUT	237.7	40.752	-	23.299	-	10:05.138	
2	43.953	244.1	41.573	-	23.705	-	1:49.231	6	43.816	239.0	40.678	-	23.666	-	1:48.160	
3	45.147	244.1	41.343	-	24.435	-	1:50.925	7	43.950	235.9	40.578	-	23.613	-	1:48.141	
4	45.650	246.0	40.857	-	IN	-	1:56.836 Pit	8	43.966	238.6	40.755	-	IN	-	1:58.427 Pit	
IDEAL LAP TIME: 1:47.693								FASTEST LAP: 1:48.141					DIFFERENCE: +0.448			

9 Sebastien LOEB (FRA)								Citroen C-Elysee WTCC					TC1			
LAP	SECTOR 1		SECTOR 2		SECTOR 3		TOTAL LAP	LAP	SECTOR 1		SECTOR 2		SECTOR 3		TOTAL LAP	
1	48.277	241.3	42.429	-	22.960	-	1:53.666	8	43.475	249.0	40.572	-	23.104	-	1:47.151	
2	43.317	249.0	40.913	-	23.622	-	1:47.852	9	43.521	245.6	40.715	-	23.004	-	1:47.240	
3	44.132	240.9	40.575	-	22.897	-	1:47.604	10	43.515	243.2	40.555	-	23.174	-	1:47.244	
4	43.228	248.0	40.677	-	22.845	-	1:46.750	11	43.484	247.5	40.797	-	23.184	-	1:47.465	
5	43.492	248.0	40.635	-	23.061	-	1:47.188	12	43.716	244.1	41.038	-	23.241	-	1:47.995	
6	43.577	247.5	40.973	-	23.134	-	1:47.684	13	43.647	247.5	40.757	-	23.233	-	1:47.637	
7	43.738	247.0	41.011	-	23.014	-	1:47.763									
IDEAL LAP TIME: 1:46.628								FASTEST LAP: 1:46.750					DIFFERENCE: +0.122			

10 Gianni MORBIDELLI (ITA)								Chevrolet RML Cruze TC1					TC1			
LAP	SECTOR 1		SECTOR 2		SECTOR 3		TOTAL LAP	LAP	SECTOR 1		SECTOR 2		SECTOR 3		TOTAL LAP	
1	50.230	237.7	42.223	-	23.861	-	1:56.314	8	OUT	238.1	40.734	-	23.177	-	2:04.207	
2	43.540	243.7	40.570	-	22.987	-	1:47.097	9	43.846	237.7	40.708	-	23.117	-	1:47.671	
3	43.724	243.7	40.522	-	23.427	-	1:47.673	10	43.975	239.5	40.789	-	23.323	-	1:48.087	
4	43.733	244.1	41.669	-	23.035	-	1:48.437	11	43.863	237.2	40.800	-	23.254	-	1:47.917	
5	43.689	243.2	41.423	-	23.282	-	1:48.394	12	43.964	239.0	41.150	-	23.267	-	1:48.381	
6	43.838	238.6	40.867	-	23.314	-	1:48.019	13	43.943	238.6	41.024	-	23.365	-	1:48.332	
7	43.921	242.3	41.038	-	IN	-	1:54.688 Pit									
IDEAL LAP TIME: 1:47.049								FASTEST LAP: 1:47.097					DIFFERENCE: +0.048			



Weather/Track: Sun 31 C / Dry 43C

Page 3 of 7

www.mstworld.com



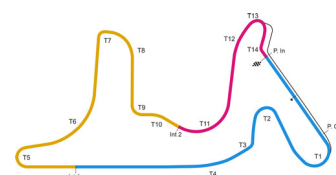
Autódromo Temas de Río Hondo
Circuit Length: 4.806 km / 2.986 miles
Printed - 16:08 Sunday, 3 August 2014

FIA WORLD TOURING CAR CHAMPIONSHIP RACE 2 - SECTOR ANALYSIS

11 James THOMPSON (GBR)									Lada Granta 1.6T					TC1		
LAP	SECTOR 1		SECTOR 2		SECTOR 3		TOTAL LAP		LAP	SECTOR 1		SECTOR 2		SECTOR 3		TOTAL LAP
1	49.776	231.6	42.138	-	25.008	-	1:56.922		8	43.868	235.9	40.838	-	23.100	-	1:47.806
2	44.677	236.8	40.663	-	22.920	-	1:48.260		9	43.910	234.6	40.982	-	23.192	-	1:48.084
3	43.772	239.0	40.688	-	23.007	-	1:47.467		10	43.951	234.2	40.923	-	23.059	-	1:47.933
4	43.901	239.0	40.635	-	23.283	-	1:47.819		11	43.874	240.0	41.211	-	23.235	-	1:48.320
5	44.319	239.0	40.785	-	23.249	-	1:48.353		12	44.151	237.7	40.934	-	23.370	-	1:48.455
6	43.729	237.7	40.631	-	23.185	-	1:47.545		13	44.173	236.8	40.984	-	23.196	-	1:48.353
7	43.894	239.0	40.868	-	23.447	-	1:48.209									
IDEAL LAP TIME: 1:47.280									FASTEST LAP: 1:47.467					DIFFERENCE: +0.187		

12 Rob HUFF (GBR)									Lada Granta 1.6T					TC1		
LAP	SECTOR 1		SECTOR 2		SECTOR 3		TOTAL LAP		LAP	SECTOR 1		SECTOR 2		SECTOR 3		TOTAL LAP
1	45.682	233.3	40.543	-	22.948	-	1:49.173		8	43.720	235.0	40.688	-	22.915	-	1:47.323
2	43.658	235.0	40.634	-	22.882	-	1:47.174		9	43.794	233.3	41.274	-	23.016	-	1:48.084
3	43.576	235.9	40.597	-	22.914	-	1:47.087		10	43.732	235.5	40.707	-	23.036	-	1:47.475
4	43.726	235.5	40.529	-	22.794	-	1:47.049		11	43.773	234.6	40.800	-	23.015	-	1:47.588
5	43.620	235.5	40.620	-	22.961	-	1:47.201		12	43.926	234.6	41.136	-	23.133	-	1:48.195
6	43.664	235.5	40.764	-	22.909	-	1:47.337		13	43.807	235.9	40.781	-	23.053	-	1:47.641
7	43.652	235.0	40.641	-	22.959	-	1:47.252									
IDEAL LAP TIME: 1:46.899									FASTEST LAP: 1:47.049					DIFFERENCE: +0.150		

14 Mikhail KOZLOVSKIY (RUS)									Lada Granta 1.6T					TC1		
LAP	SECTOR 1		SECTOR 2		SECTOR 3		TOTAL LAP		LAP	SECTOR 1		SECTOR 2		SECTOR 3		TOTAL LAP
1	49.882	236.8	42.308	-	24.981	-	1:57.171		8	44.174	240.0	41.145	-	23.459	-	1:48.778
2	44.754	241.8	40.735	-	23.293	-	1:48.782		9	44.303	239.0	41.253	-	23.212	-	1:48.768
3	43.837	240.9	41.023	-	23.066	-	1:47.926		10	43.879	236.8	41.175	-	23.499	-	1:48.553
4	44.708	230.3	41.658	-	23.323	-	1:49.689		11	44.223	237.7	41.151	-	23.453	-	1:48.827
5	43.694	241.8	40.910	-	23.220	-	1:47.824		12	44.200	235.9	41.192	-	23.335	-	1:48.727
6	43.781	241.3	41.515	-	23.091	-	1:48.387		13	44.208	236.8	41.283	-	23.423	-	1:48.914
7	43.883	241.3	40.832	-	23.338	-	1:48.053									
IDEAL LAP TIME: 1:47.495									FASTEST LAP: 1:47.824					DIFFERENCE: +0.329		



Weather/Track: Sun 31C / Dry 43C

Page 4 of 7

www.mstworld.com



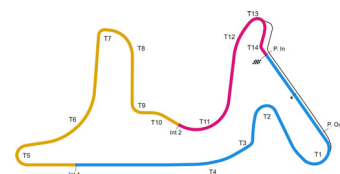
Autódromo Termas de Río Hondo
Circuit Length: 4.806 km / 2.986 miles
Printed - 16:08 Sunday, 3 August 2014

FIA WORLD TOURING CAR CHAMPIONSHIP RACE 2 - SECTOR ANALYSIS

15 Camilo ECHEVARRIA (ARG)							BMW E90 320 TC					TC2			
LAP	SECTOR 1		SECTOR 2		SECTOR 3		TOTAL LAP	LAP	SECTOR 1		SECTOR 2		SECTOR 3		TOTAL LAP
1	51.851	229.5	43.213	-	24.532	-	1:59.596	8	45.872	223.4	42.698	-	24.252	-	1:52.822
2	45.605	229.5	42.643	-	24.926	-	1:53.174	9	45.881	224.1	42.886	-	24.331	-	1:53.098
3	45.973	226.6	42.761	-	24.238	-	1:52.972	10	45.833	223.8	42.894	-	24.292	-	1:53.019
4	45.663	225.8	42.515	-	24.271	-	1:52.449	11	45.997	223.0	42.656	-	24.592	-	1:53.245
5	45.667	224.5	42.713	-	24.281	-	1:52.661	12	45.901	224.1	42.777	-	24.586	-	1:53.264
6	45.838	225.0	42.719	-	24.238	-	1:52.795	13	46.027	223.0	42.893	-	24.466	-	1:53.386
7	45.697	225.0	42.669	-	24.289	-	1:52.655								
IDEAL LAP TIME: 1:52.358							FASTEST LAP: 1:52.449					DIFFERENCE: +0.091			

18 Tiago MONTEIRO (PRT)							Honda Civic WTCC					TC1			
LAP	SECTOR 1		SECTOR 2		SECTOR 3		TOTAL LAP	LAP	SECTOR 1		SECTOR 2		SECTOR 3		TOTAL LAP
1	46.687	241.8	40.827	-	23.136	-	1:50.650	8	43.604	242.3	40.644	-	23.159	-	1:47.407
2	43.804	243.7	40.631	-	22.973	-	1:47.408	9	43.712	243.2	40.799	-	23.213	-	1:47.724
3	43.710	240.0	40.480	-	23.086	-	1:47.276	10	43.658	240.0	41.383	-	23.512	-	1:48.553
4	43.522	241.8	40.811	-	23.054	-	1:47.387	11	43.672	245.1	40.701	-	23.038	-	1:47.411
5	44.056	239.0	40.567	-	22.922	-	1:47.545	12	43.685	239.0	41.094	-	23.327	-	1:48.106
6	43.982	235.5	40.805	-	23.139	-	1:47.926	13	43.650	246.0	40.821	-	23.056	-	1:47.527
7	43.657	241.3	40.884	-	23.148	-	1:47.689								
IDEAL LAP TIME: 1:46.924							FASTEST LAP: 1:47.276					DIFFERENCE: +0.352			

25 Mehdi BENNANI (MAR)							Honda Civic WTCC					TC1			
LAP	SECTOR 1		SECTOR 2		SECTOR 3		TOTAL LAP	LAP	SECTOR 1		SECTOR 2		SECTOR 3		TOTAL LAP
1	45.925	236.8	40.849	-	22.947	-	1:49.721	8	44.112	235.9	41.887	-	23.803	-	1:49.802
2	43.937	237.7	40.638	-	23.128	-	1:47.703	9	44.679	233.3	41.171	-	23.232	-	1:49.082
3	43.700	236.8	40.413	-	22.995	-	1:47.108	10	44.004	231.1	41.595	-	23.263	-	1:48.862
4	43.756	238.1	40.561	-	23.316	-	1:47.633	11	44.130	236.8	41.084	-	23.267	-	1:48.481
5	45.486	235.5	41.293	-	23.298	-	1:50.077	12	44.129	236.3	40.875	-	23.310	-	1:48.314
6	43.911	239.0	40.864	-	23.239	-	1:48.014	13	44.136	232.4	41.109	-	23.230	-	1:48.475
7	44.010	239.5	42.322	-	23.576	-	1:49.908								
IDEAL LAP TIME: 1:47.060							FASTEST LAP: 1:47.108					DIFFERENCE: +0.048			

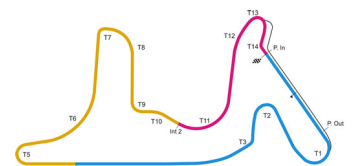


FIA WORLD TOURING CAR CHAMPIONSHIP RACE 2 - SECTOR ANALYSIS

27 John FILIPPI (FRA)							SEAT Leon WTCC					TC2			
LAP	SECTOR 1		SECTOR 2		SECTOR 3		TOTAL LAP	LAP	SECTOR 1		SECTOR 2		SECTOR 3		TOTAL LAP
1	51.516	230.3	43.273	-	24.220	-	1:59.009	7	45.776	227.8	42.782	-	24.427	-	1:52.985
2	45.533	228.2	42.857	-	35.246	-	2:03.636	8	46.013	225.0	42.574	-	24.436	-	1:53.023
3	46.987	230.3	42.987	-	24.459	-	1:54.433	9	45.929	223.4	42.631	-	24.797	-	1:53.357
4	45.768	226.2	43.025	-	24.349	-	1:53.142	10	46.041	223.4	42.630	-	24.457	-	1:53.128
5	45.604	230.3	42.740	-	24.417	-	1:52.761	11	45.725	227.8	42.779	-	25.208	-	1:53.712
6	45.869	225.8	42.708	-	24.631	-	1:53.208	12	46.054	229.0	42.898	-	24.397	-	1:53.349
IDEAL LAP TIME: 1:52.327							FASTEST LAP: 1:52.761					DIFFERENCE: +0.434			

37 Jose Maria LOPEZ (ARG)							Citroen C-Elysee WTCC					TC1			
LAP	SECTOR 1		SECTOR 2		SECTOR 3		TOTAL LAP	LAP	SECTOR 1		SECTOR 2		SECTOR 3		TOTAL LAP
1	48.637	240.9	41.079	-	22.910	-	1:52.626	8	43.066	244.1	40.420	-	23.022	-	1:46.508
2	43.140	244.6	41.263	-	22.999	-	1:47.402	9	43.397	242.3	40.444	-	22.846	-	1:46.687
3	43.195	246.5	40.157	-	22.973	-	1:46.325	10	43.151	243.2	40.445	-	23.067	-	1:46.663
4	43.139	247.0	41.015	-	23.051	-	1:47.205	11	43.322	243.2	40.820	-	23.159	-	1:47.301
5	43.796	245.6	40.395	-	22.946	-	1:47.137	12	43.533	242.7	41.132	-	23.178	-	1:47.843
6	43.437	242.3	40.359	-	23.040	-	1:46.836	13	43.520	243.7	41.091	-	23.646	-	1:48.257
7	42.981	244.6	40.201	-	22.744	-	1:45.926								
IDEAL LAP TIME: 1:45.882							FASTEST LAP: 1:45.926					DIFFERENCE: +0.044			

77 Rene MUNNICH (DEU)							Chevrolet RML Cruze TC1					TC1			
LAP	SECTOR 1		SECTOR 2		SECTOR 3		TOTAL LAP	LAP	SECTOR 1		SECTOR 2		SECTOR 3		TOTAL LAP
1	49.260	237.7	41.795	-	23.937	-	1:54.992	8	43.997	239.5	41.030	-	23.309	-	1:48.336
2	43.939	242.3	40.998	-	23.160	-	1:48.097	9	44.044	239.5	41.163	-	23.625	-	1:48.832
3	44.738	240.0	40.845	-	23.456	-	1:49.039	10	44.296	240.0	42.030	-	27.068	-	1:53.394
4	43.619	239.5	41.168	-	23.254	-	1:48.041	11	44.291	237.2	41.167	-	23.523	-	1:48.981
5	44.104	239.0	41.854	-	23.408	-	1:49.366	12	44.347	235.9	41.374	-	23.519	-	1:49.240
6	43.980	242.7	41.379	-	23.214	-	1:48.573	13	44.427	237.2	41.941	-	23.942	-	1:50.310
7	44.014	244.1	41.029	-	23.494	-	1:48.537								
IDEAL LAP TIME: 1:47.624							FASTEST LAP: 1:48.041					DIFFERENCE: +0.417			



Autódromo Termas de Río Hondo
Circuit Length: 4.806 km / 2.986 miles
Printed - 16:08 Sunday, 3 August 2014

FIA WORLD TOURING CAR CHAMPIONSHIP RACE 2 - SECTOR ANALYSIS

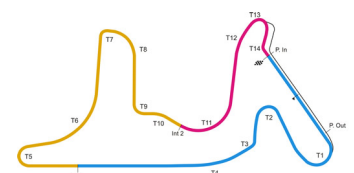
98 Dusan BORKOVIC (SRB)							Chevrolet RML Cruze TC1					TC1			
LAP	SECTOR 1		SECTOR 2		SECTOR 3		TOTAL LAP	LAP	SECTOR 1		SECTOR 2		SECTOR 3		TOTAL LAP
1	48.806	239.0	42.086	-	23.847	-	1:54.739	8	43.900	243.7	41.625	-	24.079	-	1:49.604
2	43.920	239.5	40.808	-	23.307	-	1:48.035	9	44.627	237.2	41.473	-	23.330	-	1:49.430
3	43.788	243.2	40.797	-	23.181	-	1:47.766	10	43.633	240.4	40.775	-	23.370	-	1:47.778
4	43.571	242.7	40.504	-	23.142	-	1:47.217	11	44.124	237.7	40.762	-	23.317	-	1:48.203
5	43.846	241.8	40.658	-	22.934	-	1:47.438	12	44.010	237.2	41.029	-	23.328	-	1:48.367
6	43.673	240.9	40.671	-	23.171	-	1:47.515	13	43.842	238.1	40.933	-	23.283	-	1:48.058
7	43.585	242.7	40.795	-	23.450	-	1:47.830								
IDEAL LAP TIME: 1:47.009							FASTEST LAP: 1:47.217					DIFFERENCE: +0.208			



Weather/Track: Sun 31C / Dry 43C

Page 7 of 7

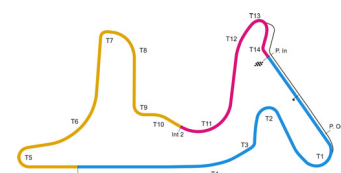
www.mstworld.com



Autódromo Termas de Río Hondo
Circuit Length: 4.806 km / 2.986 miles
Printed - 16:08 Sunday, 3 August 2014

FIA WORLD TOURING CAR CHAMPIONSHIP RACE 2 - BEST SECTOR SPEEDS

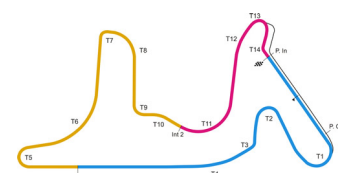
	INTERMEDIATE 1			INTERMEDIATE 2			FINISH LINE					
	NO	NAME	SPEED	LAP	NO	NAME	SPEED	LAP	NO	NAME	SPEED	LAP
1	1	MULLER	249.5	2								
2	9	LOEB	249.0	8								
3	37	LOPEZ	247.0	4								
4	18	MONTEIRO	246.0	13								
5	7	VALENTE	246.0	4								
6	4	CORONEL	244.6	7								
7	77	MUNNICH	244.1	7								
8	10	MORBIDELLI	244.1	4								
9	98	BORKOVIC	243.7	8								
10	5	MICHELISZ	243.7	3								
11	2	TARQUINI	242.3	4								
12	14	KOZLOVSKIY	241.8	5								
13	3	CHILTON	240.9	2								
14	11	THOMPSON	240.0	11								
15	25	BENNANI	239.5	7								
16	12	HUFF	235.9	13								
17	6	ENGSTLER	230.7	2								
18	27	FILIPPI	230.3	5								
19	15	ECHEVARRIA	229.5	2								



FIA WORLD TOURING CAR CHAMPIONSHIP RACE 2 - BEST SECTOR TIMES

	SECTOR 1			SECTOR 2			SECTOR 3			IDEAL/BEST LAP COMPARISON					
	NO	TIME	LAP	NO	TIME	LAP	NO	TIME	LAP	NO	NAME	IDEAL	BEST	LAP	DIFF
1	37	42.981	7	37	40.157	3	3	22.626	3	37	LOPEZ	1:45.882	1:45.926	7	+0.044
2	1	43.110	8	1	40.164	12	37	22.744	7	1	MULLER	1:46.056	1:46.443	11	+0.387
3	9	43.228	4	3	40.231	3	1	22.782	3	3	CHILTON	1:46.251	1:46.251	3	0.000
4	5	43.260	4	5	40.319	4	12	22.794	4	5	MICHELISZ	1:46.508	1:46.740	4	+0.232
5	3	43.394	3	2	40.365	3	9	22.845	4	9	LOEB	1:46.628	1:46.750	4	+0.122
6	18	43.522	4	25	40.413	3	2	22.899	5	2	TARQUINI	1:46.793	1:47.250	8	+0.457
7	2	43.529	4	18	40.480	3	11	22.920	2	12	HUFF	1:46.899	1:47.049	4	+0.150
8	10	43.540	2	98	40.504	4	18	22.922	5	18	MONTEIRO	1:46.924	1:47.276	3	+0.352
9	98	43.571	4	10	40.522	3	5	22.929	3	98	BORKOVIC	1:47.009	1:47.217	4	+0.208
10	12	43.576	3	12	40.529	4	98	22.934	5	10	MORBIDELLI	1:47.049	1:47.097	2	+0.048
11	77	43.619	4	9	40.555	10	25	22.947	1	25	BENNANI	1:47.060	1:47.108	3	+0.048
12	14	43.694	5	7	40.578	7	10	22.987	2	11	THOMPSON	1:47.280	1:47.467	3	+0.187
13	25	43.700	3	11	40.631	6	14	23.066	3	14	KOZLOVSKIY	1:47.495	1:47.824	5	+0.329
14	11	43.729	6	14	40.735	2	77	23.160	2	77	MUNNICH	1:47.624	1:48.041	4	+0.417
15	4	43.785	6	77	40.845	3	4	23.197	4	7	VALENTE	1:47.693	1:48.141	7	+0.448
16	7	43.816	6	4	40.853	5	7	23.299	5	4	CORONEL	1:47.835	1:47.869	5	+0.034
17	6	45.352	2	6	42.033	3	6	24.036	9	6	ENGSTLER	1:51.421	1:51.562	2	+0.141
18	27	45.533	2	15	42.515	4	27	24.220	1	27	FILIPPI	1:52.327	1:52.761	5	+0.434
19	15	45.605	2	27	42.574	8	15	24.238	3	15	ECHEVARRIA	1:52.358	1:52.449	4	+0.091

'Perfect Lap' - 1:45.764



FIA WORLD TOURING CAR CHAMPIONSHIP RACE 2 - RACE HISTORY CHART

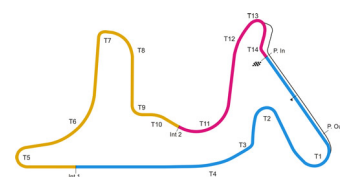
LAP 1			LAP 2			LAP 3			LAP 4			LAP 5		
NO	BEHIND	LAP TIME	NO	BEHIND	LAP TIME	NO	BEHIND	LAP TIME	NO	BEHIND	LAP TIME	NO	BEHIND	LAP TIME
12		1:49.173	12		1:47.174	12		1:47.087	12		1:47.049	12		1:47.201
25	0.548	1:49.721	25	1.077	1:47.703	25	1.098	1:47.108	25	1.682	1:47.633	2	2.206	1:47.599
2	1.157	1:50.330	2	1.395	1:47.412	2	1.581	1:47.273	2	1.808	1:47.276	18	2.582	1:47.545
18	1.477	1:50.650	18	1.711	1:47.408	18	1.900	1:47.276	18	2.238	1:47.387	37	3.011	1:47.137
7	2.137	1:51.310	3	3.130	1:47.989	3	2.294	1:46.251	3	2.555	1:47.310	3	3.545	1:48.191
3	2.315	1:51.488	37	3.681	1:47.402	37	2.919	1:46.325	37	3.075	1:47.205	1	4.130	1:47.600
37	3.453	1:52.626	7	4.194	1:49.231	1	4.054	1:46.803	1	3.731	1:46.726	25	4.558	1:50.077
5	3.975	1:53.148	1	4.338	1:47.241	5	4.955	1:47.207	5	4.646	1:46.740	5	4.936	1:47.491
1	4.271	1:53.444	5	4.835	1:48.034	9	5.688	1:47.604	9	5.389	1:46.750	9	5.376	1:47.188
9	4.493	1:53.666	9	5.171	1:47.852	98	7.106	1:47.766	98	7.274	1:47.217	98	7.511	1:47.438
98	5.566	1:54.739	98	6.427	1:48.035	10	7.650	1:47.673	10	9.038	1:48.437	10	10.231	1:48.394
77	5.819	1:54.992	77	6.742	1:48.097	7	8.032	1:50.925	77	9.686	1:48.041	11	11.137	1:48.353
10	7.141	1:56.314	10	7.064	1:47.097	77	8.694	1:49.039	11	9.985	1:47.819	77	11.851	1:49.366
11	7.749	1:56.922	11	8.835	1:48.260	11	9.215	1:47.467	4	12.598	1:48.193	4	13.266	1:47.869
4	7.910	1:57.083	14	9.606	1:48.782	14	10.445	1:47.926	14	13.085	1:49.689	14	13.708	1:47.824
14	7.998	1:57.171	4	10.107	1:49.371	4	11.454	1:48.434	7	17.819	1:56.836 P	6	27.738	1:51.918
6	9.025	1:58.198	6	13.413	1:51.562	6	18.190	1:51.864	6	23.021	1:51.880	15	33.168	1:52.661
27	9.836	1:59.009	15	16.423	1:53.174	15	22.308	1:52.972	15	27.708	1:52.449	27	45.297	1:52.761
15	10.423	1:59.596	27	26.298	2:03.636	27	33.644	1:54.433	27	39.737	1:53.142			



Weather/Track: Sun 31C / Dry 43C

Page 1 of 3

www.mstworld.com



Autódromo Termas de Río Hondo
Circuit Length: 4.806 km / 2.986 miles
Printed - 16:09 Sunday, 3 August 2014



FIA WORLD TOURING CAR CHAMPIONSHIP RACE 2 - RACE HISTORY CHART

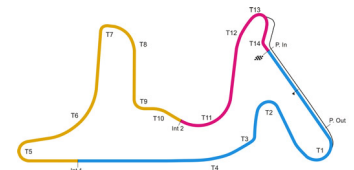
LAP 6			LAP 7			LAP 8			LAP 9			LAP 10		
NO	BEHIND	LAP TIME	NO	BEHIND	LAP TIME	NO	BEHIND	LAP TIME	NO	BEHIND	LAP TIME	NO	BEHIND	LAP TIME
12		1:47.337	12		1:47.252	12		1:47.323	37		1:46.687	37		1:46.663
37	2.510	1:46.836	37	1.184	1:45.926	37	0.369	1:46.508	12	1.028	1:48.084	12	1.840	1:47.475
2	2.722	1:47.853	2	3.140	1:47.670	2	3.067	1:47.250	2	3.713	1:47.702	2	4.530	1:47.480
18	3.171	1:47.926	18	3.608	1:47.689	18	3.692	1:47.407	18	4.360	1:47.724	1	5.824	1:47.792
3	4.616	1:48.408	1	5.279	1:47.617	1	4.569	1:46.613	1	4.695	1:47.182	18	6.250	1:48.553
1	4.914	1:48.121	3	5.766	1:48.402	9	6.062	1:47.151	9	6.246	1:47.240	9	6.827	1:47.244
25	5.235	1:48.014	9	6.234	1:47.763	5	7.306	1:47.644	5	7.537	1:47.287	5	8.053	1:47.179
9	5.723	1:47.684	5	6.985	1:47.860	3	8.820	1:50.377	25	12.396	1:49.082	98	14.037	1:47.778
5	6.377	1:48.778	25	7.891	1:49.908	25	10.370	1:49.802	98	12.922	1:49.430	25	14.595	1:48.862
98	7.689	1:47.515	98	8.267	1:47.830	98	10.548	1:49.604	11	13.813	1:48.084	11	15.083	1:47.933
10	10.913	1:48.019	11	12.302	1:48.209	11	12.785	1:47.806	77	17.161	1:48.832	4	20.293	1:48.612
11	11.345	1:47.545	77	14.372	1:48.537	77	15.385	1:48.336	4	18.344	1:48.612	14	20.616	1:48.553
77	13.087	1:48.573	4	15.351	1:48.351	4	16.788	1:48.760	14	18.726	1:48.768	77	23.892	1:53.394
4	14.252	1:48.323	14	15.559	1:48.053	14	17.014	1:48.778	10	35.848	1:47.671	10	37.272	1:48.087
14	14.758	1:48.387	10	18.349	1:54.688 P	10	35.233	2:04.207	6	47.505	1:52.148	6	53.184	1:52.342
6	32.671	1:52.270	6	37.423	1:52.004	6	42.413	1:52.313	15	55.570	1:53.098	15	1:01.926	1:53.019
15	38.626	1:52.795	15	44.029	1:52.655	15	49.528	1:52.822	27	1:08.902	1:53.357	27	1:15.367	1:53.128
27	51.168	1:53.208	27	56.901	1:52.985	27	1:02.601	1:53.023	7	4 Laps	10:05.138	7	4 Laps	1:48.160



Weather/Track: Sun 31C / Dry 43C

Page 2 of 3

www.mstworld.com



Autódromo Termas de Río Hondo
Circuit Length: 4.806 km / 2.986 miles
Printed - 16:09 Sunday, 3 August 2014



FIA WORLD TOURING CAR CHAMPIONSHIP RACE 2 - RACE HISTORY CHART

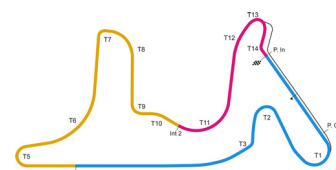
LAP 11			LAP 12			LAP 13		
NO	BEHIND	LAP TIME	NO	BEHIND	LAP TIME	NO	BEHIND	LAP TIME
37		1:47.301	37		1:47.843	37		1:48.257
12	2.127	1:47.588	12	2.479	1:48.195	12	1.863	1:47.641
2	4.656	1:47.427	1	4.593	1:47.470	1	2.896	1:46.560
1	4.966	1:46.443	2	6.052	1:49.239	2	5.311	1:47.516
18	6.360	1:47.411	18	6.623	1:48.106	18	5.893	1:47.527
9	6.991	1:47.465	9	7.143	1:47.995	9	6.523	1:47.637
5	7.956	1:47.204	5	7.731	1:47.618	5	6.978	1:47.504
98	14.939	1:48.203	98	15.463	1:48.367	98	15.264	1:48.058
25	15.775	1:48.481	25	16.246	1:48.314	25	16.464	1:48.475
11	16.102	1:48.320	11	16.714	1:48.455	11	16.810	1:48.353
4	21.678	1:48.686	4	22.507	1:48.672	4	22.790	1:48.540
14	22.142	1:48.827	14	23.026	1:48.727	14	23.683	1:48.914
77	25.572	1:48.981	77	26.969	1:49.240	77	29.022	1:50.310
10	37.888	1:47.917	10	38.426	1:48.381	10	38.501	1:48.332
6	58.558	1:52.675	6	1:02.826	1:52.111	6	1:06.948	1:52.379
15	1:07.870	1:53.245	15	1:13.291	1:53.264	15	1:18.420	1:53.386
27	1:21.778	1:53.712	27	1:27.284	1:53.349			
7	4 Laps	1:48.141	7	4 Laps	1:58.427 P			



Weather/Track: Sun 31C / Dry 43C

Page 3 of 3

www.mstworld.com



Autódromo Termas de Río Hondo
Circuit Length: 4.806 km / 2.986 miles
Printed - 16:09 Sunday, 3 August 2014

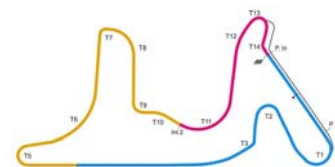


FIA WORLD TOURING CAR CHAMPIONSHIP EVENT FASTEST LAPS

	NO	DRIVER	TESTING	FP 1	FP 2	Q1	Q2	Q3	RACE 1	RACE 2	GAP
1	37	Jose Maria LOPEZ	1:44.254	1:43.889	1:44.254	1:44.795	1:43.813	1:43.766	1:46.456	1:45.926	
2	9	Sebastien LOEB	1:44.641	1:44.149	1:44.364	1:45.216	1:44.128	1:44.310	1:46.776	1:46.750	0.362
3	1	Yvan MULLER	1:44.270	1:44.298	1:44.214	1:44.962	1:44.194	1:44.194	1:46.652	1:46.443	0.428
4	3	Tom CHILTON	1:45.949	1:45.259	1:44.285	1:45.208	1:44.821		1:46.938	1:46.251	0.519
5	25	Mehdi BENNANI	1:45.201	1:44.288	1:45.788	1:45.203	1:45.389		1:47.401	1:47.108	0.522
6	2	Gabriele TARQUINI	1:44.343	1:44.528	1:44.472	1:45.150	1:45.263		1:47.372	1:47.250	0.577
7	5	Norbert MICHELISZ		1:44.675	1:44.737	1:44.696	1:44.474	1:44.408	1:46.626	1:46.740	0.642
8	18	Tiago MONTEIRO	1:44.894	1:44.719	1:44.525	1:45.126	1:44.763	1:45.174	1:47.030	1:47.276	0.759
9	7	Hugo VALENTE	1:45.592	1:45.302	1:44.647	1:45.843	1:45.542		1:48.703	1:48.141	0.881
10	12	Rob HUFF	1:46.211	1:45.541	1:44.981	1:45.739	1:45.572		1:47.495	1:47.049	1.215
11	77	Rene MUNNICH	1:46.372	1:46.455	1:45.119	1:45.348	1:45.830		1:48.040	1:48.041	1.353
12	98	Dusan BORKOVIC	1:47.841	1:45.541	1:45.245	1:46.037			1:47.959	1:47.217	1.479
13	14	Mikhail KOZLOVSKIY	1:47.267	1:46.617	1:45.435	1:46.622			1:48.172	1:47.824	1.669
14	4	Tom CORONEL	1:46.998	1:46.197	1:46.679	1:45.610	1:45.696		1:48.121	1:47.869	1.844
15	10	Gianni MORBIDELLI	1:46.680	1:45.747	1:46.146	1:46.068			1:48.039	1:47.097	1.981
16	11	James THOMPSON	1:46.340	1:46.162	1:46.201	1:45.964			1:47.786	1:47.467	2.198
17	6	Franz ENGSTLER	1:51.801	1:50.133	1:50.781	1:50.499			1:52.118	1:51.562	6.367
18	27	John FILIPPI	1:53.530	1:51.655	1:51.293	1:51.722			1:52.792	1:52.761	7.527
19	15	Camilo ECHEVARRIA	1:52.583			1:55.658			1:53.449	1:52.449	8.683



Weather/Track: Sun 31C / Dry 43C
www.mstworld.com



Autódromo Termas de Río Hondo
Circuit Length: 4.806 km / 2.986 miles
Printed - 17:14 Sunday, 3 August 2014

