



Cal[®]



2015 TRACK & FIELD RECORD BOOK



2015 CALIFORNIA TRACK & FIELD

QUICK FACTS

Name..... University of California
 Location..... Berkeley, Calif.
 Founded..... 1868
 Enrollment..... 36,142
 Nickname..... Golden Bears
 Colors..... Blue (282) & Gold (123)
 Chancellor..... Nicholas Dirks
 Interim Director of Athletics.....
 H. Michael Williams
 Senior Associate
 Athletic Director..... Foti Mellis
 Home Facility..... Edwards Stadium
 (22,000)
 2014 Men's Finishes (indoor):
 MPSF/NCAA..... 1st/N/A
 2014 Men's Finishes (outdoor):
 Pac-12/NCAA..... 8th/N/A
 2014 Women's Finishes (indoor):
 MPSF/NCAA..... 8th/N/A
 2014 Women's Finishes (outdoor):
 Pac-12/NCAA..... 9th/N/A

ATHLETIC COMMUNICATIONS

Assistant Athletic Communications Director (T&F Contact)..... Jordan Stepp
 Office..... (510) 642-6895
 Cell..... (510) 457-6570
 Email..... jstepp@berkeley.edu
 Address..... 349 Haas Pavilion
 Berkeley, CA 94720
 Website..... CalBears.com
 Twitter..... @Cal_Track

2015 SCHEDULE

Date	Day	Meet	Site
January			
31	Sat.	New Mexico Team Challenge	Albuquerque, N.M.
February			
13-14	Fri.-Sat.	at Don Kirby Elite Invitational	Albuquerque, N.M.
13-14	Fri.-Sat.	at Husky Indoor Classic	Seattle, Wash.
27-28	Fri.-Sat.	at MPSF Indoor Championships	Seattle, Wash.
March			
7	Sat.	California Outdoor Opener	Berkeley, Calif.
13-14	Fri.-Sat.	at NCAA Indoor Championships	Fayetteville, Ark.
19-20	Thu.-Fri.	California Multis	Berkeley, Calif.
21	Sat.	at Hornet Open Meet	Sacramento, Calif.
25-27	Wed.-Fri.	at Texas Relays	Austin, Texas
April			
3	Fri.	at SFSU Distance Carnival	San Francisco, Calif.
3-4	Fri.-Sat.	at Stanford Invitational	Stanford, Calif.
4	Sat.	California-Michigan-Virginia Tri-Meet	Berkeley, Calif.
11	Sat.	at Stanford (Big Meet)	Stanford, Calif.
17-18	Fri.-Sat.	Mt. Sac Relays	Walnut, Calif.
24	Fri.	Brutus Hamilton Open	Berkeley, Calif.
25	Sat.	Brutus Hamilton Challenge	Berkeley, Calif.
May			
3	Sat.	at Payton Jordan Invitational	Stanford, Calif.
9	Sat.	at Sacramento Open	Sacramento, Calif.
9-10	Sat.-Sun.	at Pac-12 Multi-Event Championships	Los Angeles, Calif.
16-17	Sat.-Sun.	at Pac-12 Outdoor Championships	Los Angeles, Calif.
28-30	Thu.-Sat.	at NCAA West Preliminary Rounds	Austin, Texas
June			
10-13	Wed.-Sat.	at NCAA Outdoor Championships	Eugene, Ore.
25-28	Thu.-Sun.	USA Track & Field Outdoor Championships	Eugene, Ore.

All Dates Subject to Change
 Home Meets (**bold**) at Edwards Stadium/Goldman Field

TRACK & FIELD COACHING STAFF

Director of Track & Field (middle and long distance)..... Tony Sandoval (34th year)
 Cell..... 510-316-5103
 Email..... tsandovl@berkeley.edu
 Associate Director of Track & Field, Recruiting Coordinator (sprints, hurdles, relays).... Mike Gipson (8th year)
 Cell..... 916-743-8153
 Email..... mgipson@berkeley.edu
 Assistant Coach (steeplechase, long distance)..... Shayla Houlihan (3rd year)
 Cell..... 510-333-6153
 Email..... shoulihan@berkeley.edu
 Assistant Coach, Operations (throws, multis)..... Mohamad Saatara (2nd year)
 Cell..... 510-499-2947
 Email..... msaatara@berkeley.edu
 Assistant Coach, (jumps)..... Nkosinza Balumbu (2nd year)
 Cell..... 510-612-4417
 Email..... nbalumbu@berkeley.edu
 Assistant Coach, (distances)..... Chas Davis (2nd year)
 Email..... chasdavis@berkeley.edu
 Volunteer Assistants..... Jake Hanson, Julian Purvis, Bill Shissler and Chris Smith
 Sports Medicine..... Brenden Lambert and Dominique Peretti
 Equipment Manager..... Laura Wong
 Strength & Conditioning..... Joel Smith
 Academic Advisor..... Melanie Moonsamy
 Operations Manager..... Aaron Schulman
 Team Manager..... Andrew Bland

CONTENTS

Schedule/Quick Facts.....	1
Rosters.....	2-3
2014 Outdoor Results.....	4-6
2014 Indoor Results.....	7-9
School/Stadium Records.....	10-13
Big Meet Records.....	14-15
Dual Meet History.....	16
All-Time Top Performers.....	17-20
NCAA History.....	21-24
NCAA Champions/All-Americans.....	25
Conference Champions.....	26-27
Olympians.....	28
World Records/Rankings.....	29-31

CREDITS

The 2015 California Track & Field Record Book was compiled by Jordan Stepp, Assistant Athletic Communications Director.

2015 MEN'S TRACK & FIELD ROSTER

Name	Event(s)	Yr	Hometown/Previous School
Evan Barr	Pole Vault	SR	Whittier, Calif./Loyola HS
Randy Bermea	Hurdles	JR	Harlingen, Texas/Harlingen HS
Trent Brendel	Distance	SO	Granite Bay, Calif./Granite Bay HS
Scott Chiesa	Javelin	JR	San Mateo, Calif./San Mateo HS/College of San Mateo
David Chukwu	High Jump	FR	Fremont, Calif./American HS
Ethan Cochran	Throws	SO*	Costa Mesa, Calif./Newport Harbor HS
William Contreras	Middle Distance	SR	San Bernadino, Calif./JW North HS/Riverside JC
Garrett Corcoran	Distance	FR	Villa Park, Calif./Villa Park HS
Steve Correa	Distance	FR	San Pedro, Calif./San Pedro HS
Isaac Dan	Throws	SR	Downey, Calif./Downey HS
Ashtyn Davis	Hurdles	FR	Santa Cruz, Calif./Santa Cruz HS
Ben Davis	Jumps	JR	Oakland, Calif./Merrit CC
Jalen Doss	Hurdles	FR	Hercules, Calif./Hercules HS
Matt Esparza	Throws	SO	Pleasanton, Calif./Amador Valley HS
Scott Esparza	Throws	SR*	Pleasanton, Calif./Amador Valley HS
Yohaness Estifanos	Distance	SO	San Jose, Calif./Mipitas HS
Kyle Ezold	Sprints	JR	San Marino, Calif./San Marino HS
Noel Frazier	High Jump	JR	San Ramon, Calif./California HS
Marsalis Gibson	Hurdles	SO	East Chicago, Ind./Bowman Academy
Ivan Gonzalez	Middle Distance	SO	Bakersfield, Calif./Ridgeview HS
Jonte Grant	Jumps	JR*	Hayward, Calif./Hayward HS
Ben Greenwald	Sprints	JR	Minneapolis, Minn./St. Paul Academy/Vermont
Eugene Hamilton III	Middle Distance	SO	Oakland, Calif./Bishop O'Dowd HS
John Hogan	Middle Distance	FR	San Francisco, Calif./Lowell HS
Collin Jarvis	Distance	SR*	Vista, Calif./Rancho Buena HS
Walt Jones IV	Jumps	SO	Redlands, Calif./Redlands HS/Oregon State
Thomas Joyce	Distance	JR	Moraga, Calif./Campolindo HS
Seamus Land	Distance	JR	San Luis Obispo, Calif./San Luis Obispo HS
Leland Later	Distance	JR	Wilmette, Ill./New Trier Township HS
John Lawson	Distance	SO	San Anselmo, Calif./Drake HS
Josh Lewis	Middle Distance	SO	Pasadena, Calif./Loyola HS
Evan Malone-White	Middle Distance	SO	Redondo Beach, Calif./Redondo Union HS
Kristian Martinez	Middle Distance	JR	Santa Clarita, Calif./Golden Valley HS
Khalfani Muhammad	Sprints	SO	Sherman Oaks, Calif./Notre Dame HS
Ellis Newton	Middle Distance	FR	Riverside, Calif./Mayfield HS
Sullivan Parker	Throws	SO	Lake Forest, Calif./El Toro HS
Cameron Roach	Sprints	JR	Camarillo, Calif./Rio Mesa HS
Ja'Vion Robinson	Hurdles	FR	San Leandro, Calif./St. Mary's HS
Andrew Scholnick	Javelin	SR	Winnetka, Ill./Laurel Springs HS
Matt Schwartz	Pole Vault	FR	Burbank, Calif./Burroughs HS
Peter Simon	Throws	FR	Budapest, Hungary
Brenden Song	Discus	SO	Santee, Calif./West Hills HS
Ned Trim	Distance	JR	Pasadena, Calif./Loyola HS
Cameron Tu	Distance	FR	Alameda, Calif./Alameda HS
Jonte Turner	Hurdles	JR*	Palm Desert, Calif./Indio HS/Riverside CC
Jonathon Tuttle	Sprints	FR	Roseville, Calif./Del Oro HS
Chris Walden	Distance	JR*	Carmel, Ind./Carmel HS
Karsten Wethington	Jumps	FR	Union City, Calif./James Logan HS
Alex Wilde	Jumps	FR	Newport Beach, Calif./Corona Del Mar HS

*Utilized redshirt year

2015 WOMEN'S TRACK & FIELD ROSTER

Name	Event(s)	Yr	Hometown/Previous School
Chioma Amaechi	Throws	SR*	San Francisco, Calif./Lincoln HS
Ashley Anderson	Jumps	FR	Carson, Calif./Carson HS
Molly Babcock	Middle Distance	JR	Irvine, Calif./Woodbridge HS
Grace Beaudoin	High Jump	SR	Kernville, Texas/Ingram Tom Moore HS
Rukayah Bent-Mikail	Jumps	SR*	Gardena, Calif./St. Mary's HS
Jasiri Blake	Sprints	SO	Richmond, Calif./Berkeley HS/Laney JC
Megan Bordes	Distance	SO	Sausalito, Calif./Redwood HS
Christine Canning	High Jump	JR	Cincinnati, Ohio/Indian Hills HS
Heather Cerney	Distance	SR*	Danville, Calif./Carondelet HS
Cheri Chan	Javelin	SR	San Francisco, Calif./St. Ignatius College Prep
Asia Chesley	Jumps	FR	Bakersfield, Calif./Stockdale HS
Asha Culhane	Multis	FR	Westlake Village, Calif./Oaks Christian HS
Elizabeth Flatley	Distance	FR	Brookfield, Wisc./Brookfield Central HS
Mackenzi Florant	Jumps	FR	Mountain View, Calif./St. Francis HS
Sydney Gray	Middle Distance	JR	Beverly Hills, Calif./Beverly Hills HS
Katherine Haysbert	Middle Distance	SO	Pasadena, Calif./Alveno HS
Natalie Herberg	Middle Distance	FR	Mission Viejo, Calif./Capistrano Valley HS
Adrienne Hinkston	Sprints	FR	Red Bluff, Calif./Red Bluff HS
Allanah Hughes	Jumps	FR	Los Angeles, Calif./St. Mary's HS
Ginika Iwuchukwu	Throws	FR	Canyon Country, Calif./Notre Dame HS
Leanne Jarvis	Distance	FR	Yuba City, Calif./River Valley HS
Nijae Jones	Sprints	SO	San Leandro, Calif./San Leandro HS
Bethan Knights	Distance	FR	Irvine, Calif./Northwood HS
Tara Lookabaugh	High Jump	JR	Ramstein, Germany/Ramstein HS
Mariel Mendoza	Distance	JR	Riverside, Calif./J.W. North HS
Xochitl Navarrete	Distance	SO*	Ontario, Calif./Colony HS
Destiny Parker	Throws	FR	Rialto, Calif./Summit HS
Sam Ralstin	Distance	SR*	El Dorado Hills, Calif./Oak Ridge HS
Victoria Rische	Pole Vault	JR	Santa Ana, Calif./Foothill HS
Kelsey Santisteban	Distance	SR	Castro Valley, Calif./Castro Valley HS
Jayla Scholis	Sprints	SO	Seaside, Calif./Seaside HS/Monterey Peninsula College
Arielle Stevenson	Middle Distance	SR	Long Beach, Calif./Long Beach Poly HS
Kiare Tanner	Jumps	SO	Bakersfield, Calif./Stockdale HS
Khala Taylor	Sprints	SO	Temecula, Calif./Great Oak HS
Nuria Tio-Peig	Sprints	FR	Barcelona, Spain/Institut Lluís Peguera School
Kamia Willis	Sprints	FR	Los Angeles, Calif./South Pasadena HS
Erica Wilson	Sprints	JR	Oakland, Calif./Deer Valley HS/Laney HS

*Utilized redshirt year

COACHING STAFF

Director of Track & Field: Tony Sandoval (middle and long distance)
Associate Director of Track & Field/Recruiting Coordinator: Mike Gipson (sprints, hurdles and relays)
Assistant Coach: Shayla Houlihan (steeplechase and long distance)
Assistant Coach, Operations: Mohamad Saatara (throws and multis)
Assistant Coach: Nkosinza Balumbu (horizontal jumps)
Assistant Coach: Chas Davis (distance)
Volunteer Assistant Coaches: Jake Hanson, Julia Purvis, Bill Shissler (throws) and Chris Smith (pole vault)
Strength & Conditioning Coaches: Joel Smith

2014 OUTDOOR RESULTS

PAC-12 CHAMPIONSHIPS

MAY 17-18, 2014 • MOOBERRY T&F COMPLEX • WASHINGTON STATE • PULLMAN, WASH.

MEN'S TEAM SCORES

1. Oregon	163.25
2. USC	99
3. Arizona	83
4. Arizona State	80.75
5. Washington	75.25
6. Stanford	71
7. UCLA	68.25
8. California	67
9. Washington State	66.50
10. Colorado	44

CAL FINISHERS

100 meters (final)	7. Tom Blocker	10.67
100 meters (pre)	8. Tom Blocker	10.61
	10. Dash Oliver	10.69
	12. Khalfani Muhammad	10.70
200 meters (pre)	10. Tom Blocker	21.45
	15. Khalfani Muhammad	21.78
	17. Dash Oliver	21.91
400 meters (pre)	12. Dan Davis	48.51
800 meters (final)	8. Jordan Locklear	1:52.28
800 meters (pre)	8. Jordan Locklear	1:50.70
	15. Eugene Hamilton III	1:52.10
	19. Josh Lewis	1:55.96
	20. Ivan Gonzalez	1:58.45
1500 meters (final)	8. Thomas Joyce	3:45.51
1500 meters (pre)	7. Thomas Joyce	3:48.90
	8. Chris Walden	3:49.55
	10. Josh Lewis	3:49.85
5000 meters	16. J.P. Slater	14:31.69
	18. John Lawson	14:38.78
10000 meters	9. John Lawson	30:18.21
	11. J.P. Slater	30:25.38
3000-meter SC	10. Simon Schmidt	9:26.11
110m hurdles (final)	3. Milan Ristic	13.97
110m hurdles (pre)	3. Milan Ristic	14.11
	11. Maurice Valentine, Jr.	14.85
	12. Randy Bermea	14.86
400m hurdles (final)	4. Randy Bermea	51.58
400m hurdles (pre)	3. Randy Bermea	52.91
	13. Joost de Jong	55.14
4x100m relay (final)	3. Davis, Blocker, Oliver, Muhammad	40.13
4x100m relay (pre)	4. Davis, Blocker, Oliver, Muhammad	39.91
4x400m relay	3. de Jong, Davis, Locklear, Bermea	3:14.93
High Jump	3. Nick Ridge	6-11.00 (2.11m)
Long Jump	1. Hammed Suleman	26-00.25 (7.93m)w
Triple Jump	5. Hammed Suleman	50-7.25 (15.42m)
Shot Put	4. Sullivan Parker	56-3.75 (17.65m)
	11. Matt Esparza	49-11.25 (15.22m)

Discus	2. Derek White	188-8 (57.51m)
	9. CJ Nwuzi	167-11 (51.19m)
	12. Brenden Song	162-0 (49.38m)
Hammer	4. Derek White	211-9 (64.55m)
	5. Scott Esparza	210-4 (64.11m)
	7. Isaac Dan	194-4 (59.25m)

WOMEN'S TEAM SCORES

1. Oregon	176	
2. USC	145	
3. Arizona State	75	
	Stanford	75
5. Arizona	74	
6. UCLA	68	
7. Washington	53	
8. Washington State	46.50	
9. California	44.50	
10. Colorado	33	
11. Utah	23	
12. Oregon State	2	

CAL FINISHERS

400 meters (pre)	17. Khala Taylor	56.29
	19. Nijae Jones	58.38
800 meters (pre)	13. Arielle Stevenson	2:09.94
	15. Sydney Gray	2:11.01
	19. Katherine Haysbert	2:13.53
1500 meters (final)	6. Sydney Gray	4:24.68
1500 meters (pre)	11. Sydney Gray	4:27.58
	22. Xochitl Navarrete	4:38.56
5000 meters	6. Kelsey Santisteban	16:36.27
	29. Ashlyn Dadkhah	17:55.74
10000 meters	2. Kelsey Santisteban	34:13.90
3000-meter SC	11. Megan Bordes	11:05.04
100m hurdles (pre)	17. Jaci Powell	14.79
400m hurdles (final)	6. Angelica Weaver	59.45
400m hurdles (pre)	7. Angelica Weaver	59.79
4x400m relay	5. Jones, Stevenson, Taylor, Weaver	3:43.99
High Jump	5. Grace Beaudoin	5-9.25 (1.76m)
Pole Vault	T-16. Victoria Rische	12-0.75 (3.68m)
Long Jump	6. Malaina Payton	19-5.50 (5.93m)
	20. Jaci Powell	17-9.00 (5.41m)
Triple Jump	5. Kiare Tanner	41-1.50 (12.53m)
Shot Put	4. Chioma Amaechi	51-11.00 (15.82m)
Hammer	2. Shelby Ashe	206-1 (62.82m)
	11. Maggie Simpson	172-5 (52.57m)
Javelin	17. Jaci Powell	114-0 (34.74m)

NCAA CHAMPIONSHIPS

JUNE 11-14, 2014 • HAYWARD FIELD • UNIV. OF OREGON • EUGENE, ORE.

MEN'S TEAM FINISH: N/A

1500 meters (final)	11. Thomas Joyce	3:41.08
1500 meters (semi)	7. Thomas Joyce	3:41.67
110m hurdles	15. Milan Ristic	13.98
Long Jump	10. Hammed Suleman	24-1.50 (7.35m)
Triple Jump	14. Jonte Grant	51-11.75 (15.84m)

4x400m relay	22. Davis, Blocker, Oliver, Muhammad	40.17
Discus	17. Derek White	184-7 (56.27m)

WOMEN'S TEAM FINISH: N/A

10000 meters	Kelsey Santisteban	DNF
--------------	--------------------	-----

2014 BEST OUTDOOR PERFORMANCES

MEN'S BEST PERFORMANCES

Name	Mark	Date	Site	PR
100 meters (10.18a, Atlee Mahorn, 1990)				
Tom Blocker	10.34w	4/18	Walnut	10.34w
	10.41	4/26	Berkeley	10.41
Dash Oliver	10.53w	4/18	Walnut	10.53w
	10.61	4/5	Charlottesville	10.61
Khalfani Muhammad	10.55	4/18	Walnut	10.55
Charles Saseun	10.77	4/26	Berkeley	10.71
Dan Davis	10.85	3/22	Sacramento	10.85
Hammed Suleman	10.99	3/8	Berkeley	10.95
Cameron Roach	11.04	3/8	Berkeley	10.85
Austin Harper	11.11	3/8	Berkeley	11.11
Julius Travis	11.11	4/12	Berkeley	10.78
Jonte Grant	11.22	4/25	Berkeley	11.22
Andrew Cruikshank	11.61d	3/20	Berkeley	11.61
200 meters (20.20, Atlee Mahorn, 1988)				
Tom Blocker	21.11	4/18	Walnut	21.11
Khalfani Muhammad	21.27	4/12	Berkeley	21.27
Milan Ristic	21.48	4/5	Charlottesville	21.48
Charles Saseun	21.78	4/12	Berkeley	21.64
Dash Oliver	21.91	5/17	Pullman	21.91
Dan Davis	21.92	3/22	Sacramento	21.92
Kyle Ezold	22.00	3/22	Sacramento	21.93
Cameron Roach	22.21	4/12	Berkeley	21.81w
Julius Travis	22.46	4/12	Berkeley	21.64w
Marsalis Gibson	22.53	3/8	Berkeley	22.53
Joost de Jong	22.59	3/22	Sacramento	22.59
400 meters (45.46, Peter Howard, 1985)				
Dan Davis	48.51	5/17	Pullman	48.12
Joost de Jong	48.84	3/8	Berkeley	48.84
Kyle Ezold	49.31	3/22	Sacramento	48.07
Cameron Roach	49.59	4/12	Berkeley	49.59
William Contreras	50.38	4/12	Berkeley	50.38
Ivan Gonzalez	51.48	3/8	Berkeley	51.48
Andrew Cruikshank	51.52	3/8	Berkeley	51.52
800 meters (1:45.40, Rick Brown, 1972)				
Jordan Locklear	1:49.90	4/12	Berkeley	1:49.90
Eugene Hamilton III	1:51.61	3/8	Berkeley	1:51.61
Ivan Gonzalez	1:52.04	3/22	Sacramento	1:52.04
Josh Lewis	1:52.15	3/22	Sacramento	1:52.15
Thomas Joyce	1:52.85	4/12	Berkeley	1:52.85
Trent Brendel	1:54.16	3/22	Sacramento	1:54.16
Evan Malone-White	1:54.64	4/25	Berkeley	1:54.64
Kristian Martinez	1:55.39	4/5	Stanford	1:54.19
William Contreras	1:55.89	4/5	Stanford	1:55.89
Mile (3:56.18, Michael Coe, 2009)				
Thomas Joyce	4:00.49	4/26	Berkeley	4:00.49
J.P. Slater	4:04.93	4/26	Berkeley	4:04.93
Chris Walden	4:05.96	4/26	Berkeley	4:05.96
Jordan Locklear	4:06.53	4/26	Berkeley	4:03.46i
Leland Later	4:12.42	4/26	Berkeley	4:06.74
John Lawson	4:18.71	4/26	Berkeley	4:18.71
1500 meters (3:39.59, Mark Matusak, 2010)				
Thomas Joyce	3:41.08	6/14	Eugene	3:41.08
Jordan Locklear	3:45.65	3/8	Berkeley	3:45.14
Chris Walden	3:47.76	3/8	Berkeley	3:47.76
Josh Lewis	3:49.85	5/17	Pullman	3:49.85
Leland Later	3:50.82	3/22	Sacramento	3:50.82
Trent Brendel	3:52.22	3/8	Berkeley	3:52.22
Kristian Martinez	3:53.86	4/4	San Francisco	3:53.86
Evan Malone-White	3:56.78	4/12	Berkeley	3:56.78
Yohaness Estifanos	4:04.98	4/25	Berkeley	4:04.98
William Contreras	4:19.18	3/8	Berkeley	4:19.18
Andrew Cruikshank	4:41.41d	5/11	Pullman	4:41.41d
3000 meters (7:48.05i, Michael Coe, 2009)				
Chris Walden	8:06.18	4/12	Berkeley	8:05.62
Leland Later	8:16.51	4/12	Berkeley	8:16.51
J.P. Slater	8:17.26	4/12	Berkeley	8:17.26
John Lawson	8:20.41	4/12	Berkeley	8:20.41
Yohaness Estifanos	8:32.75	4/12	Berkeley	8:32.75
5000 meters (13:31.88, Bolota Asmerom, 2001)				
Thomas Joyce	13:57.31	5/4	Stanford	13:57.31

John Lawson	14:03.78	5/4	Stanford	14:03.78
Chris Walden	14:07.09	4/5	Charlottesville	14:07.09
Leland Later	14:16.96	4/5	Charlottesville	14:16.96
Simon Schmidt	14:29.20	4/25	Berkeley	14:29.20
J.P. Slater	14:31.69	5/18	Pullman	14:26.76
Jonathan McKinley	14:39.11	4/25	Berkeley	14:39.11
Yohaness Estifanos	14:47.04	4/4	San Francisco	14:47.04
Jeff Schaefer	14:57.67	4/4	San Francisco	14:57.67
Edward Trim	15:23.69	4/4	San Francisco	15:11.78
10,000 meters (28:32.27, Yosef Ghebray, 2009)				
J.P. Slater	29:22.10	4/4	Stanford	29:22.10
John Lawson	30:18.21	5/17	Pullman	30:18.21
110-meter hurdles (13.39, Larry Cowling, 1982)				
Milan Ristic	13.59w	3/29	Austin	13.59w
	13.63	5/31	Fayetteville	13.63
Maurice Valentine, Jr.	14.41	4/26	Berkeley	14.41
Randy Bermea	14.55	3/22	Sacramento	14.48
Marsalis Gibson	14.91	3/8	Berkeley	14.91
Andrew Cruikshank	15.25d	3/21	Berkeley	15.25d
400-meter hurdles (48.46, Larry Cowling, 1982)				
Randy Bermea	50.86	4/26	Berkeley	50.86
Joost de Jong	53.12	4/12	Berkeley	53.12
Marsalis Gibson	56.31	4/25	Berkeley	56.31
2000-meter steeplechase				
Jeff Schaefer	6:19.53	3/8	Berkeley	6:19.53
Edward Trim	6:23.67	3/22	Sacramento	6:23.67
3000-meter steeplechase (8:35.37, Kevin Davis, 2007)				
Simon Schmidt	9:01.83	5/4	Stanford	9:01.83
Seamus Land	9:21.11	5/4	Stanford	9:16.81
Jeff Schaefer	9:35.19	4/12	Berkeley	9:35.19
Ned Trim	9:48.67	4/12	Berkeley	9:47.72
4x100-meter Relay (39.14, Strickland/Burns/Nichols/Walker, 1975)				
Davis/Blocker/Oliver/Muhammad	39.91	5/17	Pullman	39.91
	39.91	5/31	Fayetteville	39.91
Davis/Ristic/Oliver/Blocker	40.16	4/5	Charlottesville	40.16
Muhammad/Blocker/Oliver/Ristic	40.24	3/28	Austin	40.24
Oliver/Blocker/Davis/Muhammad	40.25	4/26	Berkeley	40.25
Muhammad/Oliver/Davis/Blocker	40.51	3/22	Sacramento	40.51
Muhammad/Oliver/Ristic/Blocker	40.52	4/12	Berkeley	40.52
Oliver/Blocker/Davis/Muhammad	40.52	4/19	Walnut	40.52
Davis/Oliver/Travis/Muhammad	41.03	3/8	Berkeley	41.03
Harper/Valentine, Jr./Gibson/Roach	42.62	3/8	Berkeley	42.62
4x400-meter Relay (3:03.90, Wallace/Walker/Mosley/Robinson, 1976)				
De Jong/Davis/Locklear/Bermea	3:14.93	5/18	Pullman	3:14.93
Ezold/de Jong/Hamilton III/Bermea	3:14.98	3/8	Berkeley	3:14.98
de Jong/Gonzalez/Hamilton III/Davis	3:15.52	4/12	Berkeley	3:15.52
de Jong/Hamilton III/Davis/Bermea	3:16.33	4/26	Berkeley	3:16.33
Bermea/Hamilton III/Davis/de Jong	3:19.58	4/5	Charlottesville	3:19.58
Lewis/Malone-White/Martinez/Brendel	3:25.34	4/12	Berkeley	3:25.34
High Jump (7-5.75, Jeff Rogers, 1990)				
Nick Ridge	7-0.50 (2.15m)	3/8	Berkeley	7-3.00i
	7-0.50 (2.15m)	3/22	Sacramento	7-3.00i
	7-0.50 (2.15m)	4/12	Berkeley	7-3.00i
Noel Frazier	6-10.75 (2.10m)	3/8	Berkeley	7-0.25
	6-10.75 (2.10m)	3/22	Sacramento	7-0.25
	6-10.75 (2.10m)	3/22	Sacramento	7-0.25
Andrew Cruikshank	6-1.50 (1.87m)d	5/10	Pullman	6-1.50d
Pole Vault (18-8.25, Brent Burns, 1992)				
Evan Barr	15-5.75 (4.72m)	3/8	Berkeley	15-8.25
Andrew Cruikshank	13-1.50d (4.00m)	3/21	Berkeley	13-1.50
Long Jump (26-6.25, Curtis Rogers, 1990)				
Hammed Suleman	26-0.25 (7.93m)w	4/12	Berkeley	26-0.25w
	25-0.50 (7.63m)	4/12	Berkeley	25-1.25
Jonte Grant	24-2.50 (7.38m)	4/12	Berkeley	25-0.75
Andrew Cruikshank	21-5.25 (6.53m)d	5/10	Pullman	21-5.25d
Triple Jump (55-0.00, Ken Williams, 1985)				
Jonte Grant	51-7.25 (15.73m)	5/31	Fayetteville	51-7.25
Hammed Suleman	50-8.25 (15.45m)	4/12	Berkeley	53-4.50

Shot Put (66-3.00 (Dave Porath, 1981))

Sullivan Parker	57-7.00 (17.55m)	4/26	Berkeley	57-7.00
Matt Esparza	56-8.75 (17.29m)	5/4	Stanford	56-8.75
Cody Bickham	51-6.25 (15.70m)	3/8	Berkeley	51-6.25
Scott Esparza	44-8.00 (13.61m)	4/5	Charlottesville	49-2.50
Andrew Cruikshank	42-6.00 (12.95m)d	5/10	Pullman	42-8.75

Discus (210-11, Ramon Jimenez-Gaona, 1992)

Derek White	194-11 (59.42m)	4/12	Berkeley	194-11
Brenden Song	179-2 (54.61m)	5/4	Stanford	179-2
CJ Nwuzi	176-11 (53.93m)	3/8	Berkeley	181-4
Cody Bickham	154-5 (47.08m)	3/22	Sacramento	165-9
Sullivan Parker	149-8 (45.61m)	4/12	Berkeley	160-6
Andrew Cruikshank	142-3 (43.36m)d	3/21	Berkeley	142-3

Hammer (229-0, Jari Matinolli, 1986)

Derek White	211-9 (64.55m)	5/17	Pullman	211-9
Scott Esparza	210-4 (64.11m)	5/17	Pullman	210-4
Isaac Dan	198-1 (60.38m)	5/4	Stanford	198-1
CJ Nwuzi	185-7 (56.57m)	4/5	Charlottesville	185-7
Brenden Song	158-2 (48.20m)	3/8	Berkeley	158-2

Javelin (250-10, Ryan Young, 2009)

Andrew Cruikshank	160-9 (49.00m)d	4/12	Berkeley	164-7
Peter Wild	153-5 (46.77m)	4/25	Berkeley	153-5

Decathlon (8,118, Mike Morrison, 2011)

Andrew Cruikshank	6,745	3/21	Berkeley	6,745
-------------------	-------	------	----------	-------

Ashlyn Dadkhah	17:18.64	4/4	San Francisco	17:18.64
Laura O'Neill	17:19.42	4/25	Berkeley	17:19.42
Mariel Mendoza	17:51.29	4/4	San Francisco	17:45.26

10000 meters (32:12.37, Deborah Maier, 2012)

Kelsey Santisteban	33:31.85	4/4	Stanford	33:31.85
--------------------	----------	-----	----------	----------

100-meter hurdles (13.02, Kimyon Broom, 2009)

Angelica Weaver	14.23	4/12	Berkeley	14.23
Jaci Powell	14.32	4/12	Berkeley	14.07
Tiarra Pittman	15.11	4/12	Berkeley	15.11
Ashley Cooke	15.53	3/8	Berkeley	15.53

400-meter hurdles (57.61, Helga Holldorsdottir, 1986)

Angelica Weaver	59.45	5/18	Pullman	57.85
Tiarra Pittman	1:00.19	4/26	Berkeley	59.93

2000-meter steeplechase

Megan Bordes	7:04.90	3/8	Berkeley	7:04.90
--------------	---------	-----	----------	---------

3000-meter steeplechase (10:14.94, Rowena Tam, 2011)

Megan Bordes	10:47.11	5/4	Stanford	10:47.11
Molly Babcock	11:16.93	4/12	Berkeley	11:08.26

4x100-meter Relay (44.28, Omwanghe/T. Johnson/Hawes/Carter, 2004)

Payton/Powell/Taylor/Price	45.85	4/5	Charlottesville	45.85
Taylor/Weaver/Pittman/Powell	47.40	4/26	Berkeley	47.40
Taylor/Pittman/Weaver/Powell	48.04	4/12	Berkeley	48.04

4x400-meter Relay (3:35.46, Turner/Pierce/E. Smith/A. Johnson, 2007)

Jones/Stevenson/Taylor/Weaver	3:43.99	5/18	Pullman	3:43.99
Taylor/Jones/Weaver/Stevenson	3:48.29	4/12	Berkeley	3:48.29
Weaver/Jones/Gray/Taylor	3:49.00	4/26	Berkeley	3:49.00
Pittman/Stevenson/Scott/Haysbert	3:56.20	3/8	Berkeley	3:56.20
Weaver/Haysbert/Stevenson/Taylor	4:07.60	4/5	Charlottesville	4:07.60

High Jump (6-1.25, Kristen Meister, 2011)

Grace Beaudoin	5-9.25 (1.76m)	5/17	Pullman	5-9.25
Tara Lookabaugh	5-5.00 (1.65m)	3/22	Sacramento	5-6.00i
Christine Canning	5-3.75 (1.62m)	4/12	Berkeley	5-3.75
Jaci Powell	5-2.25 (1.58m)h	5/10	Pullman	5-3.75i

Pole Vault (13-9.25, Katie Morgan, 2008)

Victoria Rische	12-8.25 (3.87m)	4/12	Berkeley	12-11.00i
Nicole Larson	12-2.00 (3.71m)	5/4	Stanford	12-11.50
Emma McCarthy	12-0.00 (3.66m)	3/8	Berkeley	12-2.50i

Long Jump (22-1.00, Sheila Hudson, 1990)

Malaina Payton	21-0.00 (6.40m)	4/5	Charlottesville	21-1.50
Jaci Powell	18-8.75 (5.71m)	4/5	Charlottesville	18-11.25
Kiare Tanner	16-10.75 (5.15m)	4/26	Berkeley	16-10.75

Triple Jump (46-0.75, Sheila Hudson, 1990)

Kiare Tanner	41-1.50 (12.50m)	5/18	Pullman	41-1.50
Tara Lookabaugh	33-6.50 (10.22m)	4/12	Berkeley	33-6.50
Grace Beaudoin	31-7.50 (9.64m)	4/12	Berkeley	31-7.50

Shot Put (54-4.75, Kristin Heaston, 1999)

Chioma Amaechi	52-11.00 (16.13m)	4/12	Berkeley	53-1.50i
Jaci Powell	32-7.75 (9.95m)h	5/10	Pullman	36-0.25

Discus (188-11, Kelechi Anyanwu, 2007)

Chioma Amaechi	151-0 (46.03m)	4/26	Berkeley	153-10
Shelby Ashe	104-5 (31.83m)	4/12	Berkeley	107-5

Hammer (214-0, Jennifer Joyce, 2002)

Shelby Ashe	206-1 (62.82m)	5/18	Pullman	206-1
Maggie Simpson	176-10 (53.91m)	4/12	Berkeley	176-10

Javelin (152-10, Emilee Strot, 2006)

Jaci Powell	134-2 (40.90m)	4/5	Charlottesville	145-4
Khala Taylor	110-2 (33.58m)	4/12	Berkeley	110-2

Heptathlon (5,624, Ifeoma Ozoze, 1995)

Jaci Powell	5,160	5/11	Pullman	5,351
-------------	-------	------	---------	-------

Cal Record in Parentheses

*# New Cal Record
d Earned Mark in Decathlon
i Earned Mark Indoors*

WOMEN'S BEST PERFORMANCES

Name Mark Date Site PR

100 meters (11.33, Antonette Carter, 2006)

Charnell Price	11.61	3/8	Berkeley	11.60
Malaina Payton	11.99	3/8	Berkeley	11.92
Kiare Tanner	12.62	4/12	Berkeley	12.62
Nijae Jones	14.63	4/12	Berkeley	14.63

200 meters (22.72, Antonette Carter, 2006)

Charnell Price	23.72	3/8	Berkeley	23.55
Jaci Powell	25.01h	3/20	Berkeley	24.85
Khala Taylor	25.40	3/8	Berkeley	25.30i
Tiarra Pittman	25.64	4/5	Stanford	25.02

400 meters (52.53, Latasha Gilliam, 1996)

Khala Taylor	56.29	5/17	Pullman	56.29
Arielle Stevenson	57.10	3/22	Sacramento	56.88
Nijae Jones	58.03	3/22	Sacramento	58.03

800 meters (1:59.29, Alysia Johnson, 2007)

Arielle Stevenson	2:09.94	5/17	Pullman	2:09.14
Sydney Gray	2:11.01	5/17	Pullman	2:09.45
Nijae Jones	2:13.00	4/26	Berkeley	2:13.00
Katherine Haysbert	2:13.17	4/26	Berkeley	2:13.17
Xochitl Navarrete	2:15.53	4/12	Berkeley	2:15.53
Marissa Scott	2:16.02	4/12	Berkeley	2:16.02
Molly Babcock	2:19.76	4/5	Stanford	2:19.76
Jaci Powell	2:22.11h	5/11	Pullman	2:21.66

1500 meters (4:09.23, Louise Romo, 1984)

Sydney Gray	4:21.68	4/12	Berkeley	4:21.68
Kelsey Santisteban	4:27.16	4/26	Berkeley	4:27.16
Xochitl Navarrete	4:35.14	4/26	Berkeley	4:35.14
Megan Bordes	4:35.92	4/25	Berkeley	4:35.92
Ashlyn Dadkhah	4:36.75	4/25	Berkeley	4:36.75
Marissa Scott	4:37.42	4/5	Charlottesville	4:37.42
Laura O'Neill	4:37.70	4/12	Berkeley	4:35.12
Mariel Mendoza	4:43.62	4/25	Berkeley	4:39.96
Molly Babcock	4:48.13	4/25	Berkeley	4:45.93

3000 meters (9:00.86i, Chelsea Reilly, 2012)

Sydney Gray	9:26.65	4/12	Berkeley	9:26.65
Kelsey Santisteban	9:30.06	4/12	Berkeley	9:17.52i
Xochitl Navarrete	9:54.31	4/5	Charlottesville	9:54.31
Ashlyn Dadkhah	9:58.83	4/12	Berkeley	9:58.83
Heather Cerney	10:07.78	4/12	Berkeley	9:48.80
Megan Bordes	10:22.84	4/5	Charlottesville	10:22.84
Mariel Mendoza	10:35.67	3/8	Berkeley	10:35.67
Molly Babcock	10:40.49	3/8	Berkeley	10:30.20

5000 meters (15:29.24i, Deborah Maier, 2012)


Kelsey Santisteban	15:52.94	5/4	Stanford	15:50.18
Heather Cerney	17:16.98	4/4	San Francisco	17:13.95



2014



CHAMPIONS



2014 INDOOR RESULTS

MPSF CHAMPIONSHIPS

FEB. 28-MARCH 1, 2014 • DEMPSEY INDOOR FACILITY • UNIV. OF WASHINGTON • SEATTLE

MEN'S TEAM SCORES

1. California.....	96
2. Arizona State.....	93
3. Oregon.....	88.50
4. UCLA.....	75.50
5. Arizona.....	66
6. Stanford.....	59
7. Washington.....	50
8. Washington State.....	49.50
9. BYU.....	37
10. Colorado.....	32
11. Long Beach State.....	8.50
12. Cal State Northridge.....	4

CAL FINISHERS

60 meters (final)	2. Tom Blocker	6.72
	4. Dash Oliver	6.81
60 meters (pre)	2. Tom Blocker	6.71
	6. Dash Oliver	6.80
200 meters	12. Khalfani Muhammad	6.89
	3. Milan Ristic	21.35
	5. Tom Blocker	21.55
	22. Khalfani Muhammad	22.22
	31. Joost de Jong	22.79
400 meters	17. Randy Bermea	49.37
	20. Joost de Jong	49.48
800 meters	8. Jordan Locklear	1:51.23
	10. Josh Lewis	1:53.56
	16. Ivan Gonzalez	1:55.44
	17. William Contreras	1:57.18
Mile	1. Jordan Locklear	4:04.03
	24. Evan Malone-White	4:20.32
3000 meters	15. Thomas Joyce	8:11.50
	17. Chris Walden	8:13.43
	24. J.P. Slater	8:18.42
	32. Leland Later	8:22.18
5000 meters	34. Simon Schmidt	8:25.66
	13. Leland Later	14:16.56
	15. Chris Walden	14:17.62
	18. J.P. Slater	14:22.05
	25. Simon Schmidt	14:38.67
60m hurdles (final)	2. Milan Ristic	7.74
60m hurdles (pre)	1. Milan Ristic	7.69
	13. Maurice Valentine, Jr.	8.17
	17. Randy Bermea	8.28
4x400m relay	7. Blocker, Bermea, de Jong, Locklear	3:14.80
DM Relay	6. Malone-White, Bermea, Gonzalez, Joyce	10:01.48
High Jump	3. Nick Ridge	6-11.00 (J2.11m)
	T-6. Noel Frazier	6-9.00 (2.06m)
Long Jump	1. Hammed Suleman	24-6.50 (7.48m)
	2. Jonte Grant	24-1.50 (7.35m)
Triple Jump	2. Hammed Suleman	51-4.50 (15.66m)
	3. Jonte Grant	50-10.75 (15.51m)
Shot Put	13. Ethan Cochran	52-8.25 (16.06m)
Weight Throw	5. Derek White	63-7.00 (19.38m)
	6. CJ Nwuzi	63-6.25 (19.36m)
	7. Scott Esparza	60-4.50 (18.40m)
	11. Isaac Dan	56-5.75 (17.21m)
Heptathlon	9. Andrew Cruikshank	4953

WOMEN'S TEAM SCORES

1. USC.....	106
2. Arizona State.....	81
3. Arizona.....	75
4. Oregon.....	66.50
5. Stanford.....	63.50
6. UCLA.....	43
7. California.....	38
BYU.....	38
9. Colorado.....	29
10. Washington State.....	28.50
11. Washington.....	28
12. Utah.....	26
13. Cal State Northridge.....	14.50
14. UC Irvine.....	8
15. CS Fullerton.....	7
16. Hawaii.....	5
17. Long Beach State.....	3

CAL FINISHERS

60 meters	17. Charnell Price	7.57
	31. Esther Higgwe	7.80
200 meters	6. Charnell Price	24.28
	37. Khala Taylor	25.73
	41. Esther Higgwe	25.88
	44. Angelica Weaver	26.34
400 meters	35. Khala Taylor	57.50
	41. Angelica Weaver	1:00.46
800 meters	10. Nijae Jones	2:13.13
	18. Arielle Stevenson	2:16.11
	21. Katherine Haysbert	2:17.08
Mile	26. Xochitl Navarrete	5:01.57
3000 meters	20. Kelsey Santisteban	9:46.23
	28. Megan Bordes	9:56.76
5000 meters	36. Marissa Scott	10:15.46
	16. Kelsey Santisteban	17:29.79
	17. Megan Bordes	17:49.04
	18. Ashlyn Dadkhah	17:52.91
4x400m relay	11. Price, Taylor, Stevenson, Jones	3:48.35
DM Relay	8. Navarrete, Stevenson, Jones, Scott	11:58.55
High Jump	T-2. Grace Beaudoin	5-8.00 (1.73m)
Pole Vault	T-13. Victoria Rische	12-6.00 (J3.81m)
	T-20. Emma McCarthy	12-0.00 (3.66m)
Long Jump	1. Malaina Payton	19-8.25 (6.00m)
Triple Jump	N/A Jaci Powell	Foul
Shot Put	3. Chioma Amaechi	53-7.00 (16.19m)
Weight Throw	1. Chioma Amaechi	67-2.75 (20.49m)
Pentathlon	8. Jaci Powell	3621

NCAA INDOOR CHAMPIONSHIPS

MARCH 14-15, 2014 • ALBUQUERQUE CONVENTION CENTER • NEW MEXICO • ALBUQUERQUE, N.M.

60-meter hurdles (final)	6. Milan Ristic	7.68 (at altitude)
60-meter hurdles (pre)	6. Milan Ristic	7.67 (at altitude)
Long Jump	10. Hammed Suleman	24-11.75 (6.71m)
Triple Jump	14. Hammed Suleman	49-10.00 (15.19m)

Weight Throw	16. Chioma Amaechi	59-7.00 (18.16m)
--------------	--------------------	------------------

2014 BEST INDOOR PERFORMANCES

MEN'S BEST PERFORMANCES

Name	Mark	Date	Site	PR
60 Meters (6.71, Tom Blocker, 2014)				
Tom Blocker	^6.71	2/28	Seattle	6.71
Dash Oliver	6.78	2/15	Seattle	6.78
Khalfani Muhammad	6.89	2/28	Seattle	6.89
200 Meters (21.26, Toby Atawo, 2003)				
Milan Ristic	21.35	2/28	Seattle	21.35
Tom Blocker	21.55	2/28	Seattle	21.55
Khalfani Muhammad	22.22	2/28	Seattle	22.22
Marsalis Gibson	22.54	1/24	Albuquerque	22.54
Joost de Jong	22.79	2/28	Seattle	22.79
Dash Oliver	22.91	2/14	Seattle	22.22
400 Meters (46.90, Darren Woods, 2005)				
Randy Bermea	49.37	3/1	Seattle	49.37
Joost de Jong	49.48	3/1	Seattle	49.48
600 Meters				
Joost de Jong	1:20.69	1/24	Albuquerque	1:20.69
Ivan Gonzalez	1:21.33	1/24	Albuquerque	1:21.33
Josh Lewis	1:22.39	1/24	Albuquerque	1:22.39
800 Meters (1:49.65, Sean Carey, 2009)				
Jordan Locklear	1:51.18	2/15	Seattle	1:51.18
Ivan Gonzalez	1:53.56	2/15	Seattle	1:53.56
Josh Lewis	1:53.56	3/1	Seattle	1:53.56
Evan Malone-White	1:56.84	1/25	Albuquerque	1:56.84
William Contreras	1:57.18	3/1	Seattle	1:57.18
Mile (3:58.26, Mark Matusak, 2010)				
Jordan Locklear	4:04.03	3/1	Seattle	4:03.46
Evan Malone-White	4:13.02	2/15	Seattle	4:13.02
Thomas Joyce	4:13.78	2/15	Seattle	4:13.78
Simon Schmidt	4:25.11	1/25	Albuquerque	4:25.11
3000 Meters (7:48.05, Michael Coe, 2009)				
Thomas Joyce	8:11.50	3/1	Seattle	8:11.50
Chris Walden	8:13.01	2/15	Seattle	8:05.62
Leland Later	8:18.35	2/15	Seattle	8:18.35
J.P. Slater	8:18.42	3/1	Seattle	8:18.42
Simon Schmidt	8:25.66	3/1	Seattle	8:20.20
Jordan Locklear	8:46.21	1/24	Albuquerque	8:21.04
5000 Meters (13:56.09, Collin Jarvis, 2013)				
Leland Later	14:16.56	2/28	Seattle	14:16.56
Chris Walden	14:17.62	2/28	Seattle	14:17.62
J.P. Slater	14:22.05	2/28	Seattle	14:22.05
Simon Schmidt	14:28.51	2/14	Seattle	14:28.51
60-meter Hurdles (7.68, Ray Stewart, 2013)				
Milan Ristic	7.69	2/28	Seattle	7.69
Maurice Valentine, Jr.	8.17	2/28	Seattle	8.17
Randy Bermea	8.28	2/28	Seattle	8.28
Marsalis Gibson	8.37	2/15	Seattle	8.37
400-meter Hurdles				
Randy Bermea	52.41	1/24	Albuquerque	52.41
4x400-meter Relay (3:12.98, 2005)				
Blocker/Bermea/de Jong/Locklear	3:14.80	3/1	Seattle	3:14.80
Bermea/de Jong/Gonzalez/Lewis	3:20.92	2/15	Seattle	3:20.92
Distance Medley Relay (9:29.71, 2009)				
White-Malone/Bermea/Gonzalez/Joyce	10:01.48	2/28	Seattle	10:01.48
High Jump (7-4.25, John Morris, 1984)				
Noel Frazier	7-0.25 (2.14m)	2/1	Seattle	7-0.25
Nick Ridge	6-11.0 (J2.11m)	3/1	Seattle	7-3.00
Long Jump (25-11.00, Chris Huffins, 1993)				
Hammed Suleman	25-3.25 (7.70m)	1/24	Albuquerque	25-3.25
Jonte Grant	24-1.50 (7.35m)	2/28	Seattle	25-0.50

Triple Jump (54-2.50, Lenards Ozolinsh, 1995)

Hammed Suleman	52-2.00 (15.90m)	2/15	Albuquerque	52-10.75
Jonte Grant	50-10.75 (15.51m)	3/1	Seattle	50-10.75

Shot Put (62-4.50, Rhuben Williams, 2005)

Ethan Cochran	56-0.50 (17.08m)	1/25	Albuquerque	56-0.50
---------------	------------------	------	-------------	---------

Weight Throw (64-10.00, Rhuben Williams, 2004)

CJ Nwuzi	64-0.50 (19.52m)	1/24	Albuquerque	64-0.50
Derek White	63-7.00 (19.38m)	1/24	Albuquerque	64-7.25
	63-7.00 (19.38m)	2/28	Seattle	64-7.25
Scott Esparza	60-4.50 (18.40m)	2/28	Seattle	60-4.50
Isaac Dan	57-6.00 (17.54m)	1/31	Seattle	57-6.00

Heptathlon

Andrew Cruikshank	4953	3/1	Seattle	4953
-------------------	------	-----	---------	------

Cal Record in Parentheses
 # NCAA Automatic Qualifier
 ^ Cal School Record
 h earned mark in heptathlon



Thomas Joyce enters 2015 ranked among Cal's all-time top 10 in the 1500, the mile and the 3000.

WOMEN'S BEST PERFORMANCES

Name	Mark	Date	Site	PR
60 Meters (7.33, Antonette Carter, 2006)				
Charnell Price	7.45	1/25	Albuquerque	7.45
Malaina Payton	7.72	1/25	Albuquerque	7.63
Esther Higgwe	7.80	2/28	Seattle	7.68
200 Meters (23.81, Antonette Carter, 2006)				
Charnell Price	24.29	2/14	Albuquerque	24.29
Khala Taylor	25.30	1/24	Albuquerque	25.30
Jaci Powell	25.67	2/14	Seattle	25.67
Esther Higgwe	25.88	2/28	Seattle	25.34
Angelica Weaver	26.34	2/28	Seattle	26.34
400 Meters (54.31, Brook Turner, 2009)				
Khala Taylor	56.99	1/24	Albuquerque	56.99
Tierra Pittman	59.20	2/15	Seattle	59.20
Taylor Lawson	59.93	2/15	Seattle	59.93
Angelica Weaver	1:00.46	3/1	Seattle	1:00.46
600 Meters				
Nijae Jones	1:36.34	1/24	Albuquerque	1:36.34
800 Meters (2:03.39, Alysia Johnson, 2008)				
Nijae Jones	2:13.13	3/1	Seattle	2:13.13
Arielle Stevenson	2:15.82	2/15	Seattle	2:13.98
Xochitil Navarette	2:16.60	1/25	Albuquerque	2:16.60
Katherine Haysbert	2:17.08	3/1	Seattle	2:17.08
Jaci Powell	2:24.17p	3/1	Seattle	2:24.17p
Mile (4:41.29, Chelsea Reilly, 2012)				
Xochitil Navarette	5:01.57	3/1	Seattle	5:01.57
Marissa Scott	5:05.60	2/15	Seattle	5:05.60
Megan Bordes	5:19.58	1/25	Albuquerque	5:19.58
3000 Meters (9:00.86, Chelsea Reilly, 2012)				
Kelsey Santisteban	9:46.23	3/1	Seattle	9:17.52
Megan Bordes	9:56.76	3/1	Seattle	9:56.76
Laura O'Neill	10:08.85	2/15	Seattle	10:07.01
Marissa Scott	10:15.46	3/1	Seattle	10:15.46
5000 Meters (15:29.24, Deborah Maier, 2012)				
Kelsey Santisteban	17:29.79	2/28	Seattle	15:50.18
Megan Bordes	17:49.04	2/28	Seattle	17:49.04
Ashlyn Dadkhah	17:52.91	2/28	Seattle	17:52.91
60-meter Hurdles (8.30, Kimyon Broom, 2010)				
Jaci Powell	9.05	2/15	Seattle	8.89



Chelsea Reilly earned All-America honors in cross country, indoor track and outdoor track in 2011-12. She also set a pair of school records in the mile and 3000 meters during the indoor season.

4x400-meter Relay (3:37.64, 2007)

Price/Taylor/Stevenson/Jones	3:48.35	3/1	Seattle	3:48.35
Lawson/Jones/Pittman/Stevenson	3:59.17	2/15	Seattle	3:59.17

Distance Medley Relay (10:56.29, 2012)

Navarette/Stevenson/Jones/Scott	11:58.55	2/28	Seattle	11:58.55
---------------------------------	----------	------	---------	----------

High Jump (6-0.00, Inika McPherson, 2009)

Grace Beaudoin	5-8.00 (J1.73m)	2/14	Albuquerque	5-8.00
	5-8.00 (J1.73m)	3/1	Seattle	5-8.00
Tara Lookabaugh	5-6.00 (J1.68m)	1/24	Albuquerque	5-6.00
Jaci Powell	5-3.75 (1.62m)	2/15	Seattle	5-3.75

Pole Vault (13-11.75, Allison Stokke, 2011)

Victoria Rische	12-11.75 (J3.96m)	2/1	Seattle	12-11.75
Emma McCarthy	12-2.50 (J3.72m)	1/25	Albuquerque	12-2.50

Long Jump (21-9.50, Sheila Hudson, 1990)

Malaina Payton	20-5.25 (6.23m)	1/24	Albuquerque	20-5.75
Jaci Powell	17-4.75 (5.30m)	1/24	Albuquerque	17-10.75

Shot Put (53-7.50, Dana Lawson, 2001)

Chioma Amaechi	53-1.50 (16.19m)	3/1	Seattle	53-1.50
Jaci Powell	34-9.00p (10.59m)	1/31	Seattle	36-0.25

Weight Throw (71-4.25, Chioma Amaechi, 2014)

Chioma Amaechi	71-4.25 (21.75m) [^]	2/14	Seattle	71-4.25
----------------	-------------------------------	------	---------	---------

Pentathlon (4189, Brooke Meredith, 2004)

Jaci Powell	3621	2/28	Seattle	3621
-------------	------	------	---------	------

Cal Record in Parentheses
 # NCAA Automatic Qualifier
[^] Cal School Record



Hammed Suleman qualified for the NCAA indoor championships in the long jump and triple jump, where she placed 10th and 14th, respectively.

CALIFORNIA OUTDOOR RECORDS

MEN

Event	Mark	Athlete	Site/Meet	Year
100 meters	10.18a	Atlee Mahorn	Provo, Utah	1990
200 meters	20.20	Atlee Mahorn	Eugene, Ore./NCAA Championships	1988
400 meters	45.46	Peter Howard	Tucson, Ariz./Pac-10 Championships	1985
800 meters	1:45.4	Rick Brown	Eugene, Ore./Final Olympic Trials	1972
Mile	3:56.18	Michael Coe	Berkeley, Calif./Brutus Hamilton Invite	2009
1500 meters	3:39.59	Mark Matusak	Austin, Texas/NCAA West Preliminaries	2010
5000 meters	13:31.8	Bolota Asmerom	Walnut, Calif./Mt. SAC Relays	2001
10,000 meters	28:32.27	Yosef Ghebray	Stanford, Calif./Stanford Invitational	2009
110-meter Hurdles	13.39	Larry Cowling	Provo, Utah/NCAA Championships	1982
400-meter Hurdles	48.46	Larry Cowling	Provo, Utah/NCAA Championships	1982
3000-meter Steeplechase	8:35.37	Kevin Davis	Indianapolis, In./USATF Championships	2007
4x100-meter Relay	39.14	Strickland, Burns, Nichols, Walker	Provo, Utah/NCAA Championships	1975
4x400-meter Relay	3:03.9	Wallace, Walker, Mosley, Robinson	Philadelphia, Pa./NCAA Championships	1976
High Jump	7-5.75 (2.27m)	Jeff Rogers	Kauhajoki, Finland	1990
Pole Vault	18-8.25 (5.69m)	Brent Burns	Austin, Texas/NCAA Championships	1992
Long Jump	26-6.25 (8.08m)	Curtis Rogers	Fresno, Calif./Fresno Relays	1990
Triple Jump	55-0.00 (16.76m)	Ken Williams	Tucson, Ariz./Pac-10 Championships	1985
Shot Put	66-3.00 (20.19m)	Dave Porath	Stanford, Calif./Pac-10 Championships	1981
Discus	210-11 (64.28m)	Ramon Jimenez-Gaona	Eugene, Ore./Pac-10 Championships	1992
Hammer	229-0 (69.79m)	Jari Matinolli	Stanford, Calif./Stanford Relays	1986
Javelin (new)	250-10 (76.45m)	Ryan Young	Los Angeles, Calif./Joyner-Kersee Invite	2009
Javelin (old)	267-4 (81.48m)	Bruce Kennedy	Berkeley, Calif./Kennedy Games	1973
Decathlon	8118	Mike Morrison	Des Moines, Iowa/NCAA Championships	2011

WOMEN

Event	Mark	Athlete	Site/Meet	Year
100 meters	11.33	Antonette Carter	Provo, Utah/NCAA West Regional	2006
200 meters	22.72a	Antonette Carter	Sacramento, Calif./NCAA Championships	2006
400 meters	52.53	Latasha Gilliam	Los Angeles, Calif./Pac-10 Championships	1996
800 meters	1:59.29	Alysia Johnson	Sacramento, Calif./NCAA Championships	2007
1500 meters	4:09.23	Louise Romo	Los Angeles, Calif./Olympic Trials Final	1984
3000 meters	9:21.43	Marilyn Davis	Berkeley, Calif./Triangular Meet	1986
5000 meters	15:37.31	Deborah Maier	Eugene, Ore./Olympic Trials	2012
10,000 meters	32:12.47	Deborah Maier	Stanford, Calif./Payton Jordan Invitational	2012
100-meter Hurdles	13.02	Kimyon Broom	Eugene, Ore./Pac-10 Championships	2009
400-meter Hurdles	57.61	Helga Halldorsdottir	Corvallis, Ore./NorPac Championships	1986
3000-meter Steeplechase	10:14.94	Rowena Tam	Eugene, Ore./NCAA Regional	2011
4x100-meter Relay	44.28	Omwanghe, T. Johnson, Hawes, Carter	Tucson, Ariz./Pac-10 Championships	2004
4x400-meter Relay	3:35.46	Turner, Pierce, E. Smith, A. Johnson	Berkeley, Calif./Calif. Coll. Challenge	2007
High Jump	6-1.25 (1.86m)	Kristen Meister	Stanford, Calif./Payton Jordan Invitational	2011
Pole Vault	13-11.75 (4.26m)	Katie Morgan	Northridge, Calif./NCAA West Regionals	2008
Long Jump	22-1.00 (6.73m)	Sheila Hudson	Durham, N.C./NCAA Championships	1990
Triple Jump	46-0.75 (14.03m)	Sheila Hudson	Durham, N.C./NCAA Championships	1990
Shot Put	54-4.75 (16.57m)	Kristin Heaston	Tempe, Ariz./Pac-10 Championships	1999
Discus	188-11 (57.58m)	Kelechi Anyanwu	Sacramento Calif./NCAA Championships	2007
Hammer	214-0 (65.22m)	Jennifer Joyce	Berkeley, Calif./Big Meet	2002
Javelin (new)	152-10 (46.58m)	Emilee Strot	Sacramento, Calif./NCAA Championships	2006
Javelin (old)	170-7 (51.99m)	Kristen Engle	College Station, Texas/AIAW Championships	1982
Heptathlon	5624	Ifeoma Ozoetze	Tucson, Ariz./Pac-10 Championships	1995

a - altitude

CALIFORNIA INDOOR RECORDS

MEN

Event	Mark	Athlete	Site/Meet	Year
60 meters	6.71	Tom Blocker	Seattle, Wash./MPSF Championships	2014
200 meters	21.26	Toby Atawo	Boise, Idaho/MPSF Championships	2003
400 meters	46.90	Darren Woods	Seattle, WAMPSF Championships	2005
800 meters	1:49.65	Sean Carey	Seattle, Wash./MPSF Championships	2009
Mile	3:58.36	Mark Matusak	Seattle, Wash./Husky Classic	2010
3000 meters	7:48.05	Michael Coe	Seattle, Wash./Husky Classic	2009
5000 meters	13:56.09	Collin Jarvis	Seattle, Wash./MPSF Championships	2013
60-meter Hurdles	7.68	Ray Stewart	Seattle, Wash./Husky Indoor Classic	2013
	7.68	Ray Stewart	Fayetteville, Ark./NCAA Championships	2013
4x400-meter Relay	3:12.98	Solis, Suddaby, Conrad, A. McClary	Seattle, Wash./MPSF Championships	2005
Distance Medley Relay	9:29.71	Matusak, Hanson, Sam, Coe	Seattle, Wash./MPSF Championships	2009
High Jump	7-4.25 (2.24m)	John Morris	San Francisco, Calif.	1984
Pole Vault	17-10.50 (5.44m)	Brent Burns	Flagstaff, Ariz.	1994
Long Jump	25-11.00 (7.89m)	Chris Huffins	Reno, Nev.	1993
Triple Jump	54-2.50 (16.52m)	Lenards Ozolinsh	Indianapolis, Ind./NCAA Championships	1995
Shot Put	62-4.50 (19.01m)	Rhuben Williams	Seattle, Wash./MPSF Championships	2005
Weight Throw	64-10.00 (19.76m)	Rhuben Williams	Seattle, Wash./MPSF Championships	2004
Heptathlon	5872	Mike Morrison	College Station, Texas/NCAA Championships	2011

WOMEN

Event	Mark	Athlete	Site/Meet	Year
60 meters	7.33	Antonette Carter	Flagstaff, Ariz./Arizona-California Challenge	2006
200 meters	23.81	Antonette Carter	Seattle, Wash./MPSF Championships	2006
400 meters	54.31	Brook Turner	Seattle, Wash./MPSF Championships	2009
800 meters	2:03.39	Alysia Johnson	Fayetteville, Ark./NCAA Championships	2008
Mile	4:41.29	Chelsea Reilly	Seattle, Wash./MPSF Championships	2012
3000 meters	9:00.86	Chelsea Reilly	Seattle, Wash./Husky Classic	2012
5000 meters	15:29.24	Deborah Maier	Seattle, Wash./Husky Classic	2012
60-meter Hurdles	8.30	Kimyon Broom	Seattle, Wash./UW Invitational	2010
	8.30	Kimyon Broom	Albuquerque, N.M./Cherry & Silver Invitational	2010
4x400-meter Relay	3:37.64	Smith, Turner, Pierce, A. Johnson	Seattle, Wash./MPSF Championships	2007
Distance Medley Relay	10:56.29	Reilly, Weaver, S. Oberg, Maier	Seattle, Wash./MPSF Championships	2012
High Jump	6-0.00 (1.82m)	Inika McPherson	College Station, Texas/NCAA Championships	2009
Pole Vault	13-11.75 (4.26m)	Allison Stokke	Seattle, Wash./UW Last Chance Qualifier	2011
Long Jump	21-9.50 (6.64m)	Sheila Hudson	Indianapolis, Ind./NCAA Championships	1990
Triple Jump	45-9.00 (13.94m)	Sheila Hudson	Indianapolis, Ind./NCAA Championships	1990
Shot Put	53-7.50 (16.34m)	Dana Lawson	Fayetteville, Ark./NCAA Championships	2001
Weight Throw	71-4.25 (21.75m)	Chioma Amaechi	Seattle, Wash./Husky Classic	2014
Pentathlon	4189	Brooke Meredith	Fayetteville, Ark./NCAA Championships	2004



Michael Coe completed his collegiate career as the Golden Bears' record-holder in the outdoor mile and indoor 3000 meters.



A two-time Pac-10 champion in the 100-meter hurdles, Kimyon Broom established Cal marks in 60 and 100 hurdles during her career.

FRESHMAN RECORDS

MEN'S FRESHMEN RECORDS


Event	Mark	Athlete	Year
100 meters	10.26	Atlee Mahorn	1986
200 meters	20.34	Atlee Mahorn	1986
400 meters	45.62	Atlee Mahorn	1986
800 meters	1:47.09	Mike White	1979
1500 meters	3:43.62	David Torrence	2004
3000 meters	8:05.25	Yosef Ghebray	2007
5000 meters	14:02.27	Bolota Asmerom	1998
10,000 meters	29:28.05	Kari Karlsson	2008
110-meter Hurdles	13.80	Carl Florant	1974
400-meter Hurdles	51.21	Monte Corley	2011
3000m Steeplechase	8:58.91	Steve Valen	1983
4x100-meter Relay	41.10	Adams, Brinksworth, Gould, Beaty	1963
4x400-meter Relay	3:09.10	Courchesne, Fishback, Brown, Archibald	1962
High Jump	7-3.75 (2.22m)	Teak Wilburn	2003
Pole Vault	17-5.75 (5.32m)	Brent Burns	1988
Long Jump	25-6.50 (7.78m)	Floyd Eddings	1978
Triple Jump	54-4.00 (16.56m)	Ken Williams	1983
Shot Put	60-9.25 (18.52m)	Rhuben Williams	2001
Discus	184-8 (56.28m)	Nate Rolfe	2006
Hammer	229-0 (69.79m)	Jari Matinolli	1986
Javelin	232-10 (70.96m)	Ryan Young	2006

WOMEN'S FRESHMEN RECORDS

Event	Mark	Athlete	Year
100 meters	11.44	Cherrelle Garrett	2008
200 meters	23.50	Kelia Bolton	1979
400 meters	52.53	Latasha Gilliam	1996
800 meters	2:03:00	Louise Romo	1982
1500 meters	4:21.18	Bethan Knights	2015
3000 meters	9:18.42	Bethan Knights	2015
5000 meters	15:46.80	Kirsten O'Hara	1985
10,000 meters	33:44.19	Kirsten O'Hara	1985
3000m Steeplechase	10:47.11	Megan Bordes	2014
100-meter Hurdles	13.60	Osarhiemen Omwanghe	2003
400-meter Hurdles	58.45	Roslyn Mack	1990
4x100-meter Relay	44.28	Omwanghe, T. Johnson, Hawes, Carter	2004
4x400-meter Relay	3:52.84	Weems, E. Smith, Bonty, Holmes	2006
High Jump	6-0.00 (1.82m)	Beth Vidakovits	1986
Pole Vault	13-5.75 (4.10m)	Allison Stokke	2008
Long Jump	20-0.25 (6.10m)	Malaina Payton	2010
Triple Jump	44-3.50 (13.50m)	Sheila Hudson	1986
Shot Put	53-0.75 (16.17m)	Missy Faubus	2005
Discus	177-11 (54.22m)	Emilee Strot	2006
Hammer	201-10 (61.53m)	Shelby Ashe	2013
Javelin	152-10 (46.58m)	Emilee Strot	2006
Heptathlon	5235	Allison Eades	1984



David Torrence has held the 1500 meters freshman record since 2004 (3:43.62).



Kirsten O'Hara's freshman records in the 5000 and 10,000 meters have stood since the 1985 season.

EDWARDS STADIUM RECORDS

MEN

Event	Mark	Athlete	Year
100 meters	9.98	Derrick Atkins (Bahamas)	2007
200 meters	20.44	Eric Brown (UCLA)	1982
400 meters	45.0	Lee Evans (San Jose State)	1968
800 meters	1:45.37	Joaquin Cruz (Oregon)	1983
1500 meters	3:36.1*	Jim Ryun (Kansas)	1966
Mile	3:51.3	Jim Ryun (Kansas)	1966
3000 meters	7:54.31	Chris Derrick (Stanford)	2012
5000 meters	13:08.4	Henry Rono (WSU)	1978
10,000 meters	27:28.48	Sam Chelanga (Liberty)	2009
110-meter Hurdles	13.29	Greg Foster (Wilt's AC)	1982
400-meter Hurdles	48.59	Edwin Moses (Unattached)	1981
3000m Steeplechase	8:28.33	Peter Renner (New Zealand)	1985
4x100-meter Relay	38.91	USA	1984
4x400-meter Relay	3:00.11	USA	1984
High Jump	7-7.00 (2.31m)	Jim Howard (Mazda TC)	1985
Pole Vault	18-6.50 (5.65m)	Brent Burns (California)	1992
Long Jump	26-3.50 (8.01m)	Arnie Robinson (Maccabi TC)	1978
Triple Jump	56-4.25 (17.17m)	Mike Conley (Arkansas)	1984
Shot Put	71-4.25 (21.74m)	Randy Matson (Texas Striders)	1970
Discus	233-5 (71.14m)	Ben Plucknett (4C TC)	1983
Hammer	252-5 (76.93m)	Balazs Kiss (USC)	1996
Javelin	253-4 (77.21m)	Cyrus Hostetler (Oregon)	2010
Decathlon	8398	Tom Pappas (Adidas)	2002

WOMEN

Event	Mark	Athlete	Year
100 meters	11.14	Evelyn Ashford (Medalist T.C.)	1982
200 meters	22.69	Evelyn Ashford (USA)	1978
400 meters	50.76	Keshia Baker (Oregon)	2010
800 meters	1:59.0	Tatanya Providokhina (USSR)	1978
1500 meters	4:04.5	Mary Decker (Athletics West)	1983
3000 meters	8:42.6	Svetlana Ulmasova (USSR)	1978
5000 meters	15:12.95	Shannon Rowbury (Nike)	2009
10,000 meters	31:53.46	Philes Moraa Ongori (Kenya)	2009
100-meter Hurdles	12.93	Stephanie Hightower (LA Naturite)	1982
400-meter Meters	56.53	Latanya Sheffield (Maccabi T.C.)	1984
3000m Steeplechase	10:11.70	Claire Michel (Oregon)	2010
4x100-meter Relay	42.88	USA	1984
4x400-meter Relay	3:25.99	USA	1984
High Jump	6-3.50 (1.91m)	Sue Rembao	1991
Pole Vault	14-4.00 (4.36m)	Katerina Stefanidi (Stanford)	2011
Long Jump	22-3.75 (6.80m)	Grace Upshaw (unattached)	2009
Triple Jump	45-3.00 (13.79m)	Erica McLain (Stanford)	2008
Shot Put	64-9.25 (19.74m)	Gael Martin (Australia)	1984
Discus	213-10 (65.17m)	Meg Ritchie (Great Britain)	1981
Hammer	220-10 (67.31m)	Jennifer Joyce (GBAC)	2005
Javelin	207-1 (63.11m)	Sherry Calvert (USA)	1978
Heptathlon	6299	Sheila Burrell (Nike)	2002

*converted (mile divided by 1.08)

WORLD & AMERICAN RECORDS SET IN EDWARDS STADIUM

Year	Name	Event	Mark
1940	Cornelius Warmerdam (SF Olympic Club)	Pole Vault	15-0
1941	Grover Klemmer (California)	440y	46.6 [^]
1942	Cornelius Warmerdam (SF Olympic Club)	Pole Vault	15-6.875
1947	Herb McKenley (Jamaica)	440y	46.3 [^]
1948	Herb McKenley (Jamaica)	440y	46.0
1955	Lon Spurrier (ASF Olympic Club)	880y	1:47.5
1956	Bobby Morrow (Abilene Christian College)	200m	20.6 [^]
1958	Glenn Davis (Ohio State)	440y	45.7 [^]
1959	Ray Norton (Santa Clara VYV)	220y	20.6
1966	Jim Ryan (Kansas)	Mile	3:51.3 [^]
1971	Pat Matzdorf (Wisconsin)	High Jump	7-6.25 [^]
1978	Henry Rono (Washington State)	5000	13:06.4 [^]

ADDITIONAL AMERICAN RECORDS SET IN EDWARDS STADIUM

Year	Name	Event	Mark
1955	Lon Spurrier (SF Olympic Club)	1000y	2:08.5
1956	Arnie Sowell (Pittsburgh)	800m	1:46.7
1956	Bill Dellinger (Oregon)	5000m	14:25.5
1958	Charlie Tidwell (Kansas)	220y Hurdles	22.7
1966	Renae Bair (San Diego T & F Assn.)	Javelin	188-11
1966	Art Walker (Southern California Striders)	Triple Jump	54-7.75
1971	Doris Brown (Falcon Track Club)	1500m	4:14.6
1971	Francie Larrieu (San Jose Cindergals)	Mile	4:41.5
1973	Kate Schmidt (Long Beach Track Club)	Javelin	208-1
1974	Maren Seidler (Mayor Daley Youth Foundation)	Shot Put	56-7
1978	Deby La Plante (Unattached)	100m Hurdles	13.13
1984	Carol Cady (Stanford)	Hammer	180-0
1984	Carol Cady (Stanford)	Hammer	188-8
1996	Leslie Coons (USC)	Hammer	194-4

ADDITIONAL COLLEGIATE RECORDS SET IN EDWARDS STADIUM

Year	Name	Event	Mark
1935	Charles Gongloff (Pittsburgh)	Javelin	221-3.5
1937	John Woodruff (Pittsburgh)	880y	1:50.3
1955	Fernando Ledesma (USC)	2 Mile	8:57.7
1958	Alex Henderson (Arizona State)	2 Mile	8:46.3
1958	Jon Fromm (Seattle Pacific)	Javelin	265-1
1960	George Kerr (Illinois)	800m	1:46.4
1965	Doug Brown (Montana)	6 Mile	27:49.2
1966	Van Nelson (St. Cloud State)	10,000m	28:55.6
2009	Sam Chelanga (Liberty)	10,000m	27:28.48

[^]also collegiate record



THE BIG MEET: CAL vs. STANFORD

BIG MEET RECORDS

MEN

Event	Mark	Athlete	Year
100 meters	10.46	Jimmie Johnson (Stanford)	1997
200 meters	20.5	James Lofton (Stanford)	1978
400 meters	46.37	Rene Rodriguez (Stanford)	1994
800 meters	1:47.7	Ernie Cunliffe (Stanford)	1960
1500 meters	3:42.14	Grant Robinson (Stanford)	2002
	3:42.14	Garrett Heath (Stanford)	2009
3000 meters	7:54.31	Chris Derrick (Stanford)	2012
5000 meters	13:52.85	Jason Balkman (Stanford)	1999
110-meter Hurdles	13.61	Myles Bradley (Stanford)	2009
400-meter Hurdles	49.9	Larry Cowling (California)	1982
3000m Steeplechase	8:48.32	Steve Sodaro (California)	2010
4x100-meter Relay	39.7	California (Dan Couser, Isaac Curtis, Dave Masters, Eddie Hart)	1970
4x400-meter Relay	3:08.7	California (Glenn, D. Smith, Hengl, Beatty)	1966
High Jump	7-3.50 (2.22m)	Brian Marshall (Stanford)	1985
Pole Vault	18-0.50 (5.49m)	Bubba McLean (California)	2002
Long Jump	26-1.50 (7.96m)	Chris Huffins (California)	1991
Triple Jump	53-9.75 (16.40m)	Mike Harris (California)	1990
Shot Put	67-9.25 (20.65m)	Terry Albritton (Stanford)	1977
Discus	198-7 (60.52m)	Dave Maggard Jr. (California)	1985
Hammer	231-1 (70.43m)	Dave Popejoy (Stanford)	1995
Javelin	224-10 (68.52m)	Ryan Young (California)	2009

WOMEN

100 meters	11.32	Chauntae Bayne (Stanford)	2006
200 meters	23.01	Chauntae Bayne (Stanford)	2006
400 meters	53.01	Alysia Johnson (California)	2006
	53.01	Alima Kamara (California)	2013
800 meters	2:03.43	Alysia Johnson (California)	2007
1500 meters	4:19.4	Regina Jacobs (Stanford)	1983
3000 meters	9:13.78	Alison Wiley (Stanford)	1984
5000 meters	15:41.5	Alison Wiley (Stanford)	1983
100-meter Hurdles	13.18	Kimyon Broom (California)	2010
400-meter Hurdles	58.06	Deanna Slaton (California)	2004
3000m Steeplechase	10:13.47	Laura Turner (Stanford)	2002
4x100-meter Relay	44.32	Stanford (Janice Davis, Chauntae Bayne, Jakki Bailey, Nashonme Johnson)	2006
4x400-meter Relay	3:38.74	Stanford (Carissa Levingston, Kristyn Williams, Justine Fedronic, Kori Carter)	2013
High Jump	6-2.00 (1.87m)	Lisa Bernhagen (Stanford)	1987
Pole Vault	14-1.25 (4.30m)	Katerina Stefanidi (Stanford)	2011
Long Jump	21-7.25 (6.58m)	Sheila Hudson (California)	1990
Triple Jump	44-0.75 (13.43m)	Erica McClain (Stanford)	2006
Shot Put	57-4.75 (17.49m)	Jillian Camarena (Stanford)	2004
Discus	200-9 (61.18m)	Carol Cady (Stanford)	1984
Hammer	214-0 (65.22m)	Jennifer Joyce (California)	2002
Javelin	183-10 (56.03m)	Brianna Bain (Stanford)	2013

HISTORY OF THE BIG MEET

1893-2013

- 1893 – The first Big Meet was held at the Olympic Club Grounds in San Francisco.
- 1931 – Kenneth Churchill (Cal) set a meet record of 221-7 in the javelin.
- 1939 – Clyde Jeffrey (Stanford), a world record holder, set a meet record of 20.8 in the 220y.
- 1940 – The Stanford world record mile relay team of Charles Shaw, Ernie Clark, Craig Williamson and Clyde Jeffrey set a meet record of 3:12.9.
- 1941 – Grover Klemmer (Cal), a world record holder, set a meet record of 47.6 in the 440y.
- 1950 – Otis Chandler (Stanford), the publisher of the *LA Times* from 1960-80, set a meet record of 55-3 in the shot put.
- 1960 – Ernie Cunliffe (Stanford), an Olympian, set a meet record of 1:47.7 in the 800m.
- 1970 – The Cal 4x100m team of Dan Couser, Isaac Curtis, Dave Masters and Olympic gold-medalist Eddie Hart set a meet record of 39.7.
- 1983 – Regina Jacobs (Stanford), a four-time Olympian, set a meet record of 4:19.4 in the 1,500m.
- 1984 – Louise Romo (Cal), the first woman to win a national championship at Cal, set a meet record of 2:04.10 in the 800m.
- 1991 – Chris Huffins (Cal), an Olympic decathlon bronze medalist, set a meet record of 26-1.50 in the long jump. Brent Burns (Cal) set a meet record of 17-8.50 in the pole vault.
- 2000 – Michael Stember (Stanford), an Olympian, won the 800m.
- 2002 – Jennifer Joyce (Cal), a Canadian Olympian, set a meet and Canadian record of 214-0 in the hammer throw. Bubba McLean (Cal) set a meet record of 18-0.50. Kathleen Donoghue (Stanford) set a meet record of 13-5.50 in the pole vault. Grant Robison (Stanford) set a meet record of 3:42.14 in the 1,500m. Laura Turner (Stanford) set a meet record of 10:13.47 in the 3,000m steeplechase.
- 2006 – Five women's Big Meet records were broken: 100m – Chauntae Bayne-Hackett (Stanford, 11.32), 200m – Bayne Hackett (23.01); 400m – Alysia Johnson (Cal, 53.01); 4x100m relay – Stanford (44.32); and triple jump – Erica McLain (Stanford, 44-0.75).
- 2007 – Alysia Johnson (Cal) clocked a meet record of 2:03.43 in the 800m.
- 2008 – Katie Morgan (Cal) and Thomas Mack (Cal) each set Big Meet records, Morgan in the pole vault (13-5.75) and Mack in the 110m hurdles (13.74).
- 2009 – Four Big Meet records fell: Kimyon Broom (Cal) in the 100m hurdles (13.26), Myles Bradley (Stanford) in the 110m hurdles (13.61), Ryan Young (Cal) in the javelin (224-10) and Katie Morgan (Cal) in the pole vault 13-6.50.
- 2010 – Cal's women won the Big Meet for the first time since 2000, while Cal's Steve Sodaro broke a 25-year-old meet record in the 3000m steeplechase (8:48.32).
- 2014 - The Cal men and women swept the Big Meet for the first time since 2000, and the women's team claimed their first win since 2010.

BIG MEET RESULTS

MEN'S RESULTS

California leads the series, 68-50-2

Longest Winning Streak:

Stanford (11, 1924-34),
California (25, 1972-96)

Largest Winning Margin:

Stanford (101.67-29.33, 1931), California (116-35, 1983)

- 1893 – California 91, Stanford 35
- 1894 – California 90, Stanford 36
- 1895 – California 67, Stanford 45
- 1896 – Stanford 56, California 56 (tie)
- 1897 – California 62.5, Stanford 49.5
- 1898 – California 88, Stanford 38
- 1899 – California 74, Stanford 43
- 1900 – California 84, Stanford 33
- 1901 – California 85, Stanford 32
- 1902 – California 78.5, Stanford 43.5
- 1903 – Stanford 63.33, California 58.67
- 1904 – Stanford 69, California 53
- 1905 – California 72.33, Stanford 49.67
- 1907 – Stanford 65, California 57
- 1908 – California 63.4, Stanford 58.6
- 1909 – Stanford 66, California 56
- 1910 – Stanford 66.4, California 55.6
- 1911 – California 87.67, California 34.33
- 1912 – California 80 5/21, Stanford 41 16/21
- 1913 – Stanford 61.2, California 60.8
- 1914 – Stanford 66.83, California 55.17
- 1915 – Stanford 62, California 60
- 1916 – Stanford 69, California 53
- 1917 – Stanford 67, California 55
- 1918 – Stanford 70, California 52
- 1919 – Stanford 73.5, California 68.5
- 1920 – California 70, Stanford 61
- 1921 – California 85.66, Stanford 45.33
- 1922 – Stanford 65.5, California 65.5 (tie)
- 1923 – California 82.5, Stanford 48.5
- 1924 – Stanford 83, California 48
- 1925 – Stanford 66.5, California 64.5
- 1926 – Stanford 69, California 62
- 1927 – Stanford 90.67, California 40.33
- 1928 – Stanford 90.5, California 40.5
- 1929 – Stanford 94.67, California 36.33
- 1930 – Stanford 83 1/15, California 74 14/15
- 1931 – Stanford 101.67, California 29.33
- 1932 – Stanford 79.17, California 51.83
- 1933 – Stanford 95, California 36
- 1934 – Stanford 81, California 50
- 1935 – California 77.5, Stanford 53.5
- 1936 – Stanford 75.38, California 55.62
- 1937 – Stanford 77.33, California 53.67
- 1938 – California 75, Stanford 56
- 1939 – California 74.5, Stanford 56.5
- 1940 – Stanford 80.5, California 50.5
- 1941 – California 97.75, California 33.25
- 1942 – California 91, Stanford 40
- 1943 – California 65, Stanford 46
- 1946 – California 81, Stanford 50
- 1947 – California 81.25, Stanford 49.75
- 1948 – California 75, Stanford 55
- 1949 – Stanford 74, California 57
- 1950 – Stanford 80, California 51
- 1951 – Stanford 74, California 57
- 1952 – Stanford 70, California 61

- 1953 – California 68, Stanford 63
- 1954 – California 80, Stanford 51
- 1955 – Stanford 87, California 44
- 1956 – Stanford 85, California 46
- 1957 – California 72, Stanford 59
- 1958 – California 85, Stanford 46
- 1959 – California 78, Stanford 53
- 1960 – California 72.33, Stanford 58.67
- 1961 – California 69, Stanford 62
- 1962 – Stanford 88.33, California 42.67
- 1963 – Stanford 92, California 53
- 1964 – Stanford 80, California 65
- 1965 – Stanford 87, California 58
- 1966 – Stanford 81, California 64;
Stanford 80, California 65
- 1967 – California 76, Stanford 69
- 1968 – California 100, Stanford 45
- 1969 – Stanford 87, California 67
- 1970 – California 95, Stanford 59
- 1971 – Stanford 76, California 69
- 1972 – California 92, Stanford 53
- 1973 – California 84, Stanford 70
- 1974 – California 100, Stanford 44
- 1975 – California 103, Stanford 42
- 1976 – California 95, Stanford 60
- 1977 – California 84, Stanford 70
- 1978 – California 86, Stanford 68
- 1979 – California 117, Stanford 37
- 1980 – California 113, Stanford 41
- 1981 – California 95, Stanford 58
- 1982 – California 90, Stanford 64
- 1983 – California 116, Stanford 35
- 1984 – California 108, Stanford 54
- 1985 – California 93, Stanford 70
- 1986 – California 112, Stanford 44
- 1987 – California 100, Stanford 63
- 1988 – California 82, Stanford 81
- 1989 – California 85, Stanford 78
- 1990 – California 85, Stanford 77
- 1991 – California 99, Stanford 64
- 1992 – California 115, Stanford 47
- 1993 – California 103, Stanford 60
- 1994 – California 113, Stanford 50
- 1995 – California 86, Stanford 77
- 1996 – California 84, Stanford 79
- 1997 – Stanford 85, California 78
- 1998 – California 92, Stanford 71
- 1999 – California 90, Stanford 73
- 2000 – California 84, Stanford 79
- 2001 – Stanford 82, California 81
- 2002 – Stanford 94, California 69
- 2003 – Stanford 93, California 70
- 2004 – California 96, Stanford 66
- 2005 – California 85, Stanford 78
- 2006 – California 93.67, Stanford 67.33
- 2007 – Stanford 88, California 75
- 2008 – Stanford 96, California 67
- 2009 – Stanford 83, California 80
- 2010 – Stanford 93.5, California 69.5
- 2011 – Stanford 98, California 65
- 2012 – Stanford 106, California 67
- 2013 – California 85, Stanford 78
- 2014 – California 113, Stanford 48

WOMEN'S RESULTS

Stanford leads the series, 23-11


Longest Winning Streak:

Stanford (9, 2001-2009),
California (3, 1994-96)

Largest Winning Margin:

Stanford (113-50, 1998),
California (113.5-28.5, 1980)

- 1980 – California 113.5, Stanford 28.5
- 1981 – Stanford 70, California 37
- 1982 – California 84, Stanford 43
- 1983 – Stanford 79, California 56
- 1984 – Stanford 80, California 59
- 1985 – Stanford 78, California 67
- 1986 – California 97, Stanford 48
- 1987 – California 93, Stanford 50
- 1988 – Stanford 74, California 70
- 1989 – California 86, Stanford 59
- 1990 – California 77, Stanford 68
- 1991 – Stanford 98, California 47
- 1992 – Stanford 83, California 62
- 1993 – Stanford 74, California 71
- 1994 – California 73, Stanford 72
- 1995 – California 75, Stanford 70
- 1996 – California 83, Stanford 71
- 1997 – Stanford 84, California 70
- 1998 – Stanford 113, California 50
- 1999 – Stanford 92, California 71
- 2000 – California 82.67, Stanford 79.33
- 2001 – Stanford 101.5, California 60.5
- 2002 – Stanford 101, California 62
- 2003 – Stanford 111, California 51
- 2004 – Stanford 108, California 55
- 2005 – Stanford 97, California 66
- 2006 – Stanford 89, California 72
- 2007 – Stanford 86.5, California 76.5
- 2008 – Stanford 87, California 76
- 2009 – Stanford 92, California 71
- 2010 – California 84, Stanford 79
- 2011 – Stanford 88, California 75
- 2012 – Stanford 122, California 41
- 2013 – Stanford 102, California 61
- 2014 – California 97, Stanford 66



A two-time Pac-8 champion, James Robinson was a member of the USA Olympic team at the 1976 Games in Montreal.

DUAL MEET HISTORY

MEN'S RECORDS

Year	W	L	Conference	NCAA
1901	3	0	-	-
1902	2	2	-	-
1903	0	1	-	-
1904	0	1	-	-
1905	1	0	-	-
1906	1	0	-	-
1907	1	1	-	-
1908	3	0	-	-
1909	2	1	-	-
1910	2	2	-	-
1911	1	0	-	-
1912	2	0	-	-
1913	2	2	-	-
1914	2	2	-	-
1915	4	1	-	-
1916	3	1	-	-
1917	4	1	-	-
1918	1	2	-	-
1919	3	1	1st	-
1920	6	0	1st	-
1921	6	0	1st	DNC
1922	5	0	1st	1st
1923	6	0	1st	DNC
1924	3	1	3rd	Not Contested
1925	4	1	1st	5th
1926	4	2	3rd	DNC
1927	3	2	3rd	DNC
1928	1	4	3rd	DNC
1929	1	3	6th	DNC
1930	1	4	6th	DNP
1931	3	3	7th	DNC
1932	1	4	6th	DNC
Walter Christie	81-42	(.659, 32 seasons)		
1933	5	2	5th	DNC
1934	5	4	5th	12th
1935	6	1	5th	T3rd
1936	4	3	3rd	7th
1937	2	4	4th	12th
1938	4	1	3rd	18th
1939	4	2	3rd	11th
1940	3	3	3rd	3rd
1941	4	1	2nd	3rd
1942	3	1	2nd	3rd
1946	6	3	3rd	23rd
1947	3	3	3rd	31st
1948	3	2	3rd	5th
1949	6	2	4th	23rd
1950	7	3	3rd	6th
1951	5	4	2nd	20th
1952	4	2	3rd	10th
1953	7	2	2nd	9th
1954	6	2	2nd	3rd
1955	2	5	7th	DNS
1956	4	4	5th	11th
1957	6	2	5th	2nd
1958	4	3	2nd	10th
1959	6	2	5th	51st
1960	4	4	3rd	16th
1961	2	5	3rd	40th
1962	1	6	4th	7th
1963	3	4	3rd	11th
1964	4	4	2nd	T3rd
1965	2	8	3rd	4th
Brutus Hamilton	125-92	(.576, 30 seasons)		

1943	5	0	3rd	2nd
1944	3	2	2nd	DNC
1945	2	4	3rd	DNC
Al Ragan	10-6	(.625, 3 seasons)		
1966	2	10	5th	18th
1967	3	5	5th	25th
1968	5	4	4th	T10th
1969	6	5	5th	DNS
Sam Bell	16-24	(.400, 4 seasons)		
1970	5	4	3rd	7th
1971	6	4	4th	7th
1972	5	3	5th	DNS
Dave Maggard	16-11	(.593, 3 seasons)		
1973	8	3	7th	19th
1974	5	3	6th	T15th
1975	6	3	7th	T15th
1976	5	3	6th	T12th
1977	5	5	6th	T21st
1978	5	4	7th	DNS
1979	5	4	7th	27th
1980	7	1	5th	41st
1981	6	2	4th	10th
1982	9	2	5th	8th
1983	5	3	5th	67th
1984	6	3	6th	48th
1985	12	1	2nd	50th
1986	10	2	4th	12th
1987	10	2	5th	66th
1988	7	2	5th	T5th
1989	5	3	7th	DNS
1990	10	3	5th	T50th
1991	10	2	3rd	32nd
1992	8	3	7th	T17th
1993	12	0	4th	14th
1994	4	2	4th	T72nd
1995	11	1	6th	T28th
1996	6	1	6thT	T26th
1997	11	3	8th	40th
1998	18	2	8th	T27th
1999	11	2	8th	T32nd
2000	12	2	8th	T21st
2001	10	3	6th	22nd
2002	8	6	9th	T68th
Erv Hunt	247-76	(.765, 30 seasons)		
2003	0	1	-	DNS
2004	1	0	7th	T59th
2005	1	0	8th	60th
2006	1	0	8th	T46th
2007	0	1	9th	68th
Chris Huffins	3-2	(.600, 5 seasons)		
2008	0	1	4th	71st
2009	0	1	7th	T25th
2010	0	1	8th	21st
2011	0	1	8th	T25th
2012	0	1	10th	T66th
2013	1	0	8th	DNS
2014	9	0	8th	DNS
Tony Sandoval	10-5	(.667, 7 seasons)		
TOTAL	507-258-0	(.663, 113 seasons)		

WOMEN'S RECORDS

Year	W	L	Conference	NCAA
1974	-	-	-	DNC
Kathy Sackman				
1975	-	-	-	DNC
June Scopinich				
1976	2	3	3rd	DNC
1977	3	1	4th	DNS
Pat Stocking	5-4	(.556, 2 seasons)		
1978	1	2	-	DNC
1979	2	3	-	28th
1980	6	0	NS	15th
Marilyn King	9-5	(.643, 3 seasons)		
1981	0	3	-	34th
1982	1	0	-	2nd/39th*
Vern Gambetta	1-3	(.250, 2 seasons)		
1983	0	1	3rd	49th
1984	3	3	3rd	38th
1985	1	4	4th	40th
1986	3	2	3rd	31st
1987	4	4	7th	T11th
1988	2	5	7th	T17th
1989	5	4	8th	57th
1990	6	1	4th	11th
1991	1	4	8th	DNS
Tony Sandoval	25-28	(.472, 9 seasons)		
1992	5	6	9th	T54th
1993	7	4	9th	DNS
1994	3	2	9th	DNS
1995	11	1	3rd	T57th
1996	6	2	6th	T55th
1997	11	2	7th	T30th
1998	13	7	9th	T57th
1999	10	4	9th	T48th
2000	11	2	8th	T19th
2001	7	6	7th	T60th
2002	10	4	8th	T29th
Erv Hunt	94-30-1	(.756, 11 seasons)		
2003	4	2	9th	DNS
2004	0	1	5th	T34th
2005	0	1	5th	29th
2006	0	1	6th	T37th
2007	0	1	3rd	11th
Chris Huffins	4-6	(.400, 5 seasons)		
2008	0	1	6th	22nd
2009	0	1	7th	DNS
2010	1	0	7th	DNS
2011	0	1	9th	65th
2012	0	1	10th	40th
2013	0	1	9th	DNS
2014	5	4	9th	DNS
Tony Sandoval	31-37	(.456, 16 seasons)		
TOTAL	144-94-1	(.603, 39 seasons)		

*Note: In 1982, Cal competed in both the AIAW (2nd) and NCAA (39th) championships. Prior to 1982, the AIAW conducted the national women's meets.

(1 tie for women was in 2000)

ALL-TIME TOP PERFORMERS

MEN

Name..... Mark..... Year

100 METERS

(* 100m hand time + 0.24)

1. Atlee Mahorn 10.18 1990
2. Mike Farmer 10.33 1978
3. Leamon King 10.34* 1956
4. Chris Huffins 10.39 1991
5. Tom Blocker 10.41 2014
6. Eddie Hart 10.44* 1970
7. Kellan Patterson 10.45 2009
8. Roy Mosely 10.46 1983
9. Jason Manley 10.47 1999
- Phillip Pipersburg 10.47 1999

100 YARDS

1. Leamon King 9.3h 1956
2. Eddie Hart 9.3h 1970
- Isaac Curtis 9.3h 1970
4. Hal Davis 9.4h 1942

200 METERS

(* 220y hand time + 0.24)

1. Atlee Mahorn 20.20 1988
2. Roy Mosely 20.65 1983
3. Eddie Hart 20.74* 1970
4. Larry Cowling 20.78 1982
5. Keith Taylor 20.82 1977
6. Dave Masters 20.84* 1970
7. Peter Howard 20.92 1986
8. Jim Williams 21.01 1984
- Derek Robins 21.01on 1981
10. Isaac Curtis 21.04* 1970

400 METERS

(* 400m hand time + 0.14)

1. Peter Howard 45.46 1985
2. Atlee Mahorn 45.62 1986
3. Grover Klemmer 46.14* 1941
- Jack Yerman 46.14* 1960
- Dave Archibald 46.14* 1962
- Forrest Beaty 46.14* 1965
7. Archie William 46.24*s 1936
- Dave Timmon 46.24*s 1982
9. Paul Wallace 46.39 1977
10. Walt Jones 46.45 1986

800 METERS

(* 880y hand time - 0.6)

1. Rick Brown 1:45.40 1972
2. James Robinson 1:45.86 1976
3. Don Bowden 1:46.60* 1957
4. Mike White 1:46.78 1981
5. Jerry Siebert 1:46.80 1960
- Lon Spurrier 1:46.80 1955
7. Andy Clifford 1:47.30 1979
8. John Drew 1:48.00* 1971
9. Dave Ottaway 1:48.19 1988
10. Cliff West 1:48.20* 1972

1500 METERS

(*Mile to 1500m divide by 1.08)

1. Mark Matusak 3:39.59 2010
2. Andy Clifford 3:39.9h 1979
3. Michael Coe 3:40.13* 2009
4. David Torrence 3:40.80 2007
5. Don Bowden 3:41.0h* 1957
6. Thomas Joyce 3:41.08 2014
7. Steve Sodaro 3:41.85* 2010
8. Bolota Asmerom 3:41.97 2000
9. Yosef Ghebray 3:42.14 2009
10. Jay Marden 3:42.1h* 1984

MILE

1. Michael Coe 3:56.18 2009
2. Mark Matusak 3:58.36i 2010
3. David Torrence 3:58.62 2007
4. Don Bowden 3:58.7h 1957
5. Steve Sodaro 3:59.42 2010
6. Andy Clifford 3:59.59 1979
7. Jay Marden 4:00.1h 1986
8. Thomas Joyce 4:00.29i 2015
9. Kevin Davis 4:01.39 2007
10. Cliff West 4:02.7h 1972

3000 METERS

1. Michael Coe 7:48.05i 2009
2. Collin Jarvis 7:53.43i 2012
3. Mark Matusak 7:55.63i 2010
4. Chris Walden 7:55.90i 2015
5. Richie Boulet 7:56.00i 1995
6. Giliat Ghebray 7:56.51i 2007
7. Yosef Ghebray 8:02.68i 2007
8. Steve Sodaro 8:05.68i 2011
9. Kevin Davis 8:07.89i 2006
10. Thomas Joyce 8:09.61i 2015

5000 METERS

(* 3 mile +28 seconds)

1. Bolota Asmerom 13:31.88 2001
2. Tom Downs 13:40.39 1982
3. Giliat Ghebray 13:42.16 2007
4. Collin Jarvis 13:42.31 2012
5. Yosef Ghebray 13:44.75 2009
6. Jay Marden 13:47.78 1986
7. Michael Coe 13:48.64 2010
8. Richie Boulet 13:49.47 1996
9. Thomas Joyce 13:57.31 2014
10. Chris Walden 13:59.34i 2015

10,000 METERS

1. Yosef Ghebray 28:32.27 2009
2. Girmay Guangul 29:17.78 2003
3. J.P. Slater 29:22.10 2014
4. Rich McCann 29:24.30 1981
5. Kari Karlsson 29:28.05 2008
6. Matt H. Miller 29:30.92 2012
7. Peter Gilmore 29:37.24 2000
8. Steve Moreno 29:43.56 1999
9. Giliat Ghebray 29:44.11 2006
10. Hal Schultz 29:44.40 1980

110-METER HURDLES

(* = 120y hand time + 0.27)

1. Larry Cowling 13.39 1982
2. Ray Stewart 13.48 2011
3. Tim Bogdanof 13.51 2003
4. Rod Jett 13.64 1988
5. Jordan Paul 13.66 2009
6. Milan Ristic 13.71 2014
7. Thomas Mack 13.74 2008
8. Carl Florant 13.85 1976
9. Pat Duffy 13.86 1985
10. Leonard Robinson 13.90 1983

400-METER HURDLES

(*400m hand time + 0.14)

1. Larry Cowling 48.46 1982
2. Leonard Robinson 49.55 1983
3. Quentin Wheeler 49.64* 1979
4. Paddy McCrary 49.74* 1968
5. Jake Hanson 49.82 2008
6. Lloyd Guss 49.98 1982
7. Jim Scannella 50.09 1984
8. Dave Chesarek 50.35 1986
- Ahmad Wright 50.35 2004
10. Rod Jett 50.47 1987

3000-METER STEEPLECHASE

1. Kevin Davis 8:35.37 2007
2. Gary Blume 8:36.67 1979
3. Steve Sodaro 8:40.60 2010
4. Jason Flamm 8:44.77 1987
5. Bob Price 8:44.8h 1967
6. Mike Dyer 8:46.6h 1981
7. Collin Jarvis 8:47.82 2013
8. Mark LaBonte 8:49.0h 1982
9. Sam Skinner 8:51.38 1985
10. Martin Conrad 8:56.65 2002

4X100-METER RELAY

(* 4x110y auto timing -.23;
+ 4x110y hand time -.06)

1. Strickland, Burns,
Nichols, Walker 1975 39.11*
2. Jett, Gonsolin,
Howard, Mahorn 1986 39.43
3. Jett, Gonsolin,
Rogers, Mahorn 1987 39.50
4. Smyth, Richards,
Smith, Masters 1969 39.74+
- Couser, Curtis,
Masters, Hart 1970 39.74+
6. Smith, Wallace,
Walker, Taylor 1977 39.76*
7. Davis, Blocker, 2014 39.91
- Oliver, Muhammad
8. Walker, Mosely,
Stickland, Burns 1974 39.94+
- Jones, Gonsolin,
Howard, Mahorn 1986 39.94
10. Mathis, Cowling,
Williams, Robinson 1981 39.97

ALL-TIME TOP PERFORMERS (cont.)

4X200-METER RELAY

(* 880y - 0.6)

1. Strickland, Burns,
Nichols, Walker..... 1975..... 1:22.5*
2. Smith, Wallace,
Walker, Taylor..... 1977..... 1:22.8*
3. Kelly, Rachal,
Wright, Robinson..... 1980..... 1:23.6*

4X400-METER RELAY

(* Mile Relay -1.1)

1. Wallace, Walker,
Mosely, Robinson 1976.....3:03.91
2. Scannella, Guss,
Cowling, Timmons ... 1982.....3:04.46
3. Grasha, Burns,
Walker, Robinson 1975..... 3:04.48*
4. Chesarek, Howard,
Jones, Mahorn..... 1986.....3:05.77
5. Scannella, Bonner,
Guss, Timmons..... 1982.....3:05.7h
6. Jett, Jones,
Timmons, Howard ... 1985..... 3:06.11
7. Scannella, Smith,
Howard, White..... 1983.....3:06.1h
8. Kelly, Cowling,
Guss, White..... 1980..... 3:06.2*
9. Courchesne, Fishback,
Beaty, Archibald..... 1964..... 3:06.3*
10. Glenn, Fishback,
Beaty, Archibald..... 1965..... 3:06.4*
- J. Smith, D. Smith,
Hengl, Weddle..... 1968..... 3:06.4*

4X800-METER RELAY

(* 2-mile Relay - 2.5)

1. Orme, Siebert,
Yerman, Bowden 7:18.4*..... 1958
2. Bay, Clifford,
Morgan, Robinson ... 7:19.9*..... 1976
3. Byers, Diehl,
McCray, Smith 7:28.5..... 1954
4. Beata, Wilson,
Simpson, Spurrier.... 7:29.0..... 1957
5. Torrente, Maoz,
Harper, Gaziano 7:32.82..... 1988

SPRINT MEDLEY RELAY

(* yards - 1.2)

1. Yerman, White,
Upshaw, Bowden..... 3:17.6*..... 1958
2. Solis, Karl,
Suddaby, McClary ... 3:23.09.....2005

DISTANCE MEDLEY RELAY

(* yards - 3.3)

1. Matusak, Hanson,
Sam, Coe..... 9:29.71i.....2009
2. Matusak, Blocker,
Sam, Coe..... 9:32.11i.....2010

3. Torrence, Solis,
Gadayan, Davis..... 9:33.77.....2007
4. Lewis, Newton,
Hamilton III, Joyce... 9:33.81i.....2015
5. G. Ghebray, Solis,
Gadayan, Davis..... 9:34.99.....2007
6. O'Reilly, Smith,
White, Clifford..... 9:37.6*..... 1979
7. Matusak, Hanson,
Perezchica, Coe..... 9:38.39i.....2008
8. Jarvis, Corley,
Locklear, Sodaro..... 9:38.69i..... 2011
9. Stewart, Orme,
House, Bowden..... 9:39.0*..... 1957
10. McClary, Hanson,
Davis, Matusak..... 9:42.31.....2006

4X1600-METER RELAY

1. An. McClary, Al. McClary,
Schmitt, Matusak..... 16:43.63.....2006
2. California 16:57.8..... 1981

HIGH JUMP

1. Jeff Rogers 7-5.75..... 1990
2. John Morris..... 7-5.25..... 1984
3. Teak Wilburn..... 7-5.00.....2004
4. Greg Walker 7-4.50..... 1997
5. Mike Harris 7-4.50..... 1987
6. Kevin Keane 7-3.50..... 1994
7. Clarence Johnson.... 7-3.25..... 1967
- Ed Wright..... 7-3.25..... 2007
9. Nick Ridge 7-3.00i.....2013
10. Harrison Steed..... 7-2.50.....2012

POLE VAULT

1. Brent Burns..... 18-8.25..... 1992
2. Clarence Phelps 18-5.25..... 1997
3. Robert McLean 18-0.50.....2002
4. Bevan Hart..... 17-9.25.....2000
5. Connor Landry..... 17-5.50i.....2010
- Ross McAlexander .. 17-5.50..... 1982
- Amit Barken..... 17-5.50..... 1996
8. Ryan Shuler..... 17-2.75i.....2010
9. Donny Appanaitis.... 17-1.00.....2008
10. Larry Hintz 17-0.25..... 1976

LONG JUMP

1. Curtis Rogers..... 26-6.25..... 1985
2. Chris Huffins 26-3.50..... 1993
3. Lee Adkins 26-0.75..... 1994
4. Hammed Suleman... 25-11.50.....2013
5. Floyd Eddings..... 25-6.50..... 1978
6. Chris Ferreira..... 25-6.25..... 1996
7. Ken Smith..... 25-6.00..... 1984
8. Paul Bates 25-4.25..... 1981
- Walt Jones IV 25-4.25.....2015
10. Alonzo Levingston ... 25-4.00..... 1990
- Robert Kennedy..... 25-4.00.....2000

TRIPLE JUMP

1. Ken Williams..... 55-0.00..... 1985
2. Michael Marlow..... 54-6.75..... 1979
3. Paul Bates 54-4.50..... 1981
4. Mike Harris 54-2.50..... 1990
- Lenards Ozolinsh.... 54-2.50..... 1995
6. Hammed Suleman... 53-4.50.....2013
7. Jim Fraser..... 53-0.25..... 1971
8. Chris Huffins..... 52-11.50..... 1991
9. Harold Rucker..... 52-11.00..... 1990
10. Dmitry Piterman..... 52-10.00..... 1986
- Bruce Giron 52-10.00.....2004

SHOT PUT

1. Dave Porath..... 66-3.00..... 1981
2. Rhuben Williams..... 64-9.75.....2004
3. Dave Maggard, Jr. ... 63-9.00..... 1985
4. Bruce Parker..... 62-5.25..... 1981
5. Amin Nikfar 61-11.00.....2004
6. Nate DeSomber..... 61-7.00.....2001
7. R. Jimenez-Gaona... 60-1.00..... 1992
8. Paul Rosati 59-10.50..... 1986
9. Roland Anderson.... 59-9.50..... 1990
10. Dave Maggard 59-8.75..... 1962

DISCUS

1. R. Jimenez-Gaona... 210-11..... 1992
2. Dave Porath..... 209-4..... 1981
3. Kari Nisula 202-2..... 1986
4. Martin Maric..... 201-10.....2009
5. Jim Penrose..... 201-3..... 1972
6. Scott Overton..... 200-1..... 1977
7. Dave Maggard Jr. ... 198-7..... 1985
8. Derek White..... 194-11.....2014
9. John Wirtz..... 193-8..... 1993
10. Ethan Cochran..... 190-3.....2015

HAMMER THROW

1. Jari Matinolli..... 229-0..... 1986
2. Travis Nutter 225-6..... 1997
3. Derek White..... 211-9..... 2014
4. Demien Luper..... 210-4..... 1993
- Scott Esparza 210-4..... 2014
6. Nate Rolfe..... 207-3..... 2006
7. John Ludden..... 206-0..... 2007
8. Rhuben Williams.... 205-2..... 2004
9. Garrett Collier 203-6..... 2000
10. Miles Palacios..... 199-1..... 2010

JAVELIN (1986 IMPLEMENT)

1. Ryan Young 250-10..... 2009
2. Paul Teinert..... 236-0..... 2006
3. J. Hallgrimsson 231-6..... 2006
4. Joe Berro 229-0..... 2002
5. Scott Chiesa 225-5..... 2015
6. Ilpo Poutianen..... 222-0..... 1986
7. Marin Maric..... 220-5..... 2008
8. John Cummings..... 215-7..... 1992
9. Adam Burgh..... 215-6..... 2005
10. Andrew Kearns 202-8..... 1996

JAVELIN (PRE-1986)

1. Bruce Kennedy 267-4 1973
2. Gary Pennington..... 248-7 1969
3. Wayne Guy 240-8 1978

DECATHLON

1. Mike Morrison 8118 2001
2. Chris Huffins 8007 1993
3. Bevan Hart 8002 2000
4. Ross Bomben 7808 1998
5. Dave Steen 7778 1980
6. Steve Denger 7472 1987
7. Ed Miller 7443 1976
8. Bob Clark 7353 1934
9. Greg Canfield 7276 1978
10. Steven Conrad 7245 2007

WOMEN

Name..... Mark..... Year

100 METERS

(* 100m hand time + 0.24)

1. Antonette Carter 11.33 2006
2. Cherrelle Garrett 11.38 2009
3. Charnell Price 11.46 2013
4. Kelia Bolton 11.64 1979
5. Carisma Lyday 11.67 2013
6. Latasha Gilliam 11.70 1996
7. Zhauntel Holman 11.74 2000
8. Shannan Hawes 11.75 2005
9. Elaine Parker 11.81 1980
10. Esther Higgle 11.83 2013

200 METERS

(* 220y hand time + 0.14)

1. Antonette Carter 22.72 (A) 2006
2. Kelia Bolton 23.50 1979
3. Tiffany Johnson 23.52 (A) 2006
4. Kim White 23.54* 1982
5. Charnell Price 23.55 2013
6. Latasha Gilliam 23.62 1996
7. Cherrelle Garrett 23.63 2009
8. Elaine Parker 23.81 1979
9. Alima Kamara 23.91 2012
10. Mona Simmons 23.93 1990

400 METERS

(* 400m hand time + 0.14)

1. Latasha Gilliam 52.53 1996
2. Alima Kamara 52.75 2010
3. Marian Franklin 52.90 1980
4. Marilyn Neufville 52.93 1976
5. Alysia Johnson 53.01 2006
6. Brook Turner 53.34 2009
7. Kim White 53.54* 1982
8. Chantal Reynolds 53.59 1996
9. Kandi Bonty 53.70 2009
10. Connie Culbert 53.86 1983

800 METERS

(* = 880 - 0.6)

1. Alysia Johnson 1:59.29 2007
2. Louise Romo 2:01.59 1984
3. Sofia Oberg 2:03.99 2011

4. Erin Belger 2:04.39 2002
5. Chloe Jarvis 2:04.53 2005
6. Mackenzie Pierce 2:04.78 2007
7. Elissa Riedy 2:05.37 1998
8. Laura Baker 2:05.57 1992
9. Whitney Schmucker 2:07.20 2005
10. Ally Lombardi 2:07.39 1998

1500 METERS

1. Louise Romo 4:09.29 1984
2. Alice Trumbly 4:17.58 1980
3. Sofia Oberg 4:17.72 2011
4. Elissa Riedy 4:17.90 1997
5. Marilyn Davis 4:18.58 1987
6. Taylor Bryson 4:20.35 2012
7. Bethan Knights 4:21.18 2015
8. Margaret Spotts 4:21.60 1982
9. Sydney Gray 4:21.68 2014
10. Cindy Schmandt 4:22.51 1981

MILE

1. Chelsea Reilly 4:41.29 2012
2. Sofia Oberg 4:41.53 2012
3. Sydney Gray 4:42.66i 2015
4. Taylor Bryson 4:47.60 2012
5. Taylor Dutch 4:47.65 2012
6. Bridget Duffy 4:49.64 2005
7. Lindsey Maclise 4:50.19 2006
8. Lisa Lopez 4:54.61 1995
9. Amanda Thornberry 4:57.22 2005
10. Lori Riedy 4:58.10 2000

3000 METERS

1. Chelsea Reilly 9:00.86i 2012
2. Deborah Maier 9:02.35i 2012
3. Kelsey Santisteban 9:17.52i 2013
4. Bethan Knights 9:18.42i 2015
5. Marilyn Davis 9:21.43 1986
6. Sally Wood 9:24.00 1986
7. Cindy Schmandt 9:25.90 1981
8. Magdalena Lewy 9:25.93 1997
9. Alison Greggor 9:26.58i 2011
10. Sydney Gray 9:26.65 2014

5000 METERS

1. Deborah Maier 15:29.24i 2012
2. Kirsten O'Hara 15:46.80 1985
3. Kelsey Santisteban 15:50.18 2013
4. Chelsea Reilly 15:57.53 2012
5. Magdalena Lewy 16:04.86 1997
6. Taylor Bryson 16:05.72 2012
7. Sally Wood 16:16.85 1986
8. Alison Greggor 16:16.86 2011
9. Suzanne Richter 16:24.10 1979
10. Rowena Tam 16:24.35 2011

10,000 METERS

1. Deborah Maier 32:12.47 2012
2. Kirsten O'Hara 32:40.76 1985
3. Kelsey Santisteban 33:31.85 2014
4. Jan Oehm 33:55.59 1980
5. Sabrina Han 34:00.20 1990
6. Janet Bowie 34:03.20 1993
7. Alison Greggor 34:37.01 2009

8. Tenaya Soderman 35:01.48 1994
9. Rebecca Yau 35:11.07 2006
10. Michelle Davis 35:26.30 2010

100-METER HURDLES

(* = 120y hand time + 0.27)

1. Kimyon Broom 13.02 2009
2. Osarhiemen Omwanghe 13.43 2004
3. Laurie Smith 13.58 1992
4. Emani Truluck 13.62 2012
5. April Holliverse 13.82 2000
6. Cheryl Hawthorne 13.86 1980
7. Helga Halldorsdottir 13.91 1985
8. Golde Ibia 13.94 2013
9. LaShawn McBride 14.03 1991
10. Jaci Powell 14.07 2013

400-METER HURDLES

1. Helga Halldorsdottir 57.61 1986
2. Angelica Weaver 57.85 2012
- Deanna Slaton 57.85 2004
4. Roslyn Mack 58.45 1990
5. Michelle Hawthorne 58.86 1979
6. Evelyn Smith 59.07 2008
7. Roberta Eccles 59.12 1985
8. April Holliverse 59.22 2000
9. Lavinia Henlon 59.52 1996
10. Beth Vidakovits 59.55 1989

3000-METER STEEPLECHASE

1. Rowena Tam 10:14.94 2011
2. Taylor Bryson 10:19.73 2012
3. Marielle Schlueter 10:22.38 2002
4. Christine Bowlus 10:37.77 2013
5. Abby Parker 10:40.37 2003
6. Megan Bordes 10:47.11 2014
7. Molly Babcock 11:08.26 2013
8. A. Thornberry 11:11.00 2005
9. Juliana Green 11:27.37 2012
10. Rebecca Palm 11:30.32 2007

4X100-METER RELAY

(* 4x110y hand - 0.06)

1. Omwanghe, T. Johnson,
Hawes, Carter 44.28 2004
2. Broom, Bonty,
Holmes, Garrett 44.32 2008
3. Dixon, Bonty,
Lewis, Garrett 44.56 2009
4. Broom, Bonty,
Dixon, Garrett 44.66 2009
5. Omwanghe, T. Johnson,
Picott, Carter 44.73 2006
6. Price, Stewart,
Dixon, Garrett 44.75 2011
7. Lyday, Price,
Weaver, Kamara 44.89 2012
8. Payton, Dixon,
Holmes, Garrett 44.97 2010
9. Omwanghe, T. Johnson,
Holmes, Carter 44.99 2006
10. Earls, Omwanghe,
Hawes, Carter 45.01 2003

ALL-TIME TOP PERFORMERS (cont.)

4X400-METER RELAY

1. Turner, Pierce, E. Smith,
A. Johnson..... 3:35.462007
2. Reynolds, Greene,
Henlon, Gilliam 3:35.56 1996
3. Turner, Pierce,
E. Smith, Bonty 3:36.102007
4. Bonty, Pierce,
Turner, A. Johnson .. 3:36.622007
5. Joseph, Weaver,
Dixon, Kamara 3:36.812010
6. Huxtable, Pierce,
Holmes, Garrett 3:36.932008
7. Turner, Pierce,
Holmes, A. Johnson 3:37.042006
8. Schmucker, A. Johnson,
Hawes, Jarvis 3:37.622005
9. Huxtable, Weems,
Smith, Bonty 3:38.092008
10. Cowling, Jarvis,
Omwanghe, Slaton .. 3:38.382003

4X200-METER RELAY

1. Holmes, Bonty,
T. Johnson, Carter ... 1:35.792006

4X800-METER RELAY

1. California 8:53.20 1980

SPRINT MEDLEY RELAY

1. T. Johnson, Carter,
Turner, A. Johnson .. 3:47.042006
2. Hawes, Carter,
Johnson, Jarvis..... 3:49.512005

DISTANCE MEDLEY RELAY

1. Reilly, Weaver,
S. Oberg, Maier 10:56.29i2012
2. S. Oberg, Weaver,
Bryson, Reilly..... 11:19.54i2012
3. Bryson, Kamara,
S. Oberg, Maier 11:19.93i2010
4. Dutch, Weaver,
Tam, Reilly 11:23.91i2011
5. Mendoza, Herberg
Gray, Knights 11:27.31i2015
6. Maclise, Bonty,
A. Johnson, Duffy 11:28.96i2006
7. Pierce, Weems,
Duffy, Maclise 11:30.10i2006
8. Bowlus, Kamara,
Gray, Santisteban 11:37.22i2013
9. Schmucker, Johnson,
Maclise, Duffy 11:37.87i2005
10. Bryson, Dixon,
Weems, Maier 11:41.10i2009

HIGH JUMP

1. Kristen Meister..... 6-1.25 2011
2. Beth Vidakovits 6-0.75 1989
3. Inika McPherson..... 6-0.502007
4. Gianna Fernandez... 5-10.502013
5. Kathy Raugust 5-10.501982
6. Kristin Rimbach 5-10.00 2011
7. Ifeoma Ozoeze 5-10.00 1995
8. Chi Johnson..... 5-10.00 1996
9. Tiffany Barnett 5-10.002001
10. Jamila Churchill 5-9.75 1997

POLE VAULT

1. Allison Stokke 13-11.75i 2011
2. Katie Morgan 13-11.752008
3. Cyrena Giordano 13-4.252009
4. Maria Lopez 13-2.502001
5. Theresa Raub..... 13-1.75i 2011
6. Leora Ward 13-0.252002
7. Victoria Rische..... 12-11.75i2014
8. Nicole Larson..... 12-11.502012
9. Kira Costa..... 12-11.502004
10. Emma McCarthy..... 12-2.50i2014

LONG JUMP

1. Sheila Hudson 22-1.00 1990
2. Antonette Carter 21-4.002005
3. Malaina Payton..... 21-1.502013
4. Rosalyn Mitchell 20-10.001989
5. Mona Simmons..... 20-9.25 1990
6. Tracey Stewart 20-6.502011
7. Crystal Hayes 20-5.75 1995
8. Grace Upshaw..... 20-5.75 1997
9. Reynda King 20-2.502001
10. Elzunia Lamb..... 20-2.502005

TRIPLE JUMP

1. Sheila Hudson 46-0.75 1990
2. Amy Littlepage..... 44-0.50 1997
3. Tracey Stewart 43-9.752011
4. Amanda Hunter 43-3.252013
5. Cassandra Strickland 43-3.25i2007
6. Artensia Young 42-3.502009
7. Reynda King 42-0.752000
8. Aziza Baker 41-8.752012
9. Shawna Adkins 41-1.752001
10. Mercedes Marchbanks 41-1.502010

SHOT PUT

1. Kristin Heaston 54-4.75 1999
2. Dana Lawson..... 53-7.50i2001
3. Chioma Amaechi 53-1.50i2014
4. Missy Faubus 53-0.752005
5. Torie Owers 52-10.25i2013
6. Victoria Owers 51-7.00i2013
7. Kelechi Anyanwu 50-7.502007
8. Jenna Johnson 50-2.752004
9. Emilee Strot 49-11.252007
10. Missy Maloata..... 49-11.00 1994

DISCUS

1. Kelechi Anyanwu 188-112007
2. Emilee Strot 181-42007
3. Sheni Russell..... 181-22004
4. Kim Kesler 178-101987
5. Jennifer Joyce 178-32002
6. Gale Zaphiropoulos . 177-21980
7. Dana Lawson..... 175-112001
8. Annette Kailihiwa 173-91995
9. Missy Faubus 171-62005
10. Kristin Heaston 168-5 1999

HAMMER

1. Jennifer Joyce 214-02002
2. Carrie Johnson 211-52007
3. Shelby Ashe..... 206-12014
4. Linda Oseso 199-62012
5. Giulia Urlando..... 190-62005
6. Dana Lawson..... 189-112001
7. Chioma Amaechi 189-22011
8. Linda Oseso 188-72011
9. Alexandra Hunnings 178-82005
10. Kiely Smith..... 177-32011
11. Maggie Simpson..... 176-102014

JAVELIN (SINCE 1999)

1. Emilee Strot 152-102006
2. Dana Hoolko 149-9 2011
3. Brooke Meredith 148-02004
4. Jaci Powell..... 145-42013
5. Cheri Chan 142-72015
6. Missy Vanek 142-52002
7. Trinety White 142-12004
8. Elzunia Lamb 142-12005
9. Daisy Van Ravenswaay . 140-32006
10. Shawna Adkins 137-112002

JAVELIN (PRE-1999)

1. Kristen Engle 170-71982
2. Ingrid Bailey 168-41986
3. Tiffany Janssen..... 151-0 1995
4. Cindy Banks 144-5 1979
5. Cindy Durchslag 144-2 1985

HEPTATHLON

1. Ifeoma Ozoeze 5624 1995
2. Missy Vanek 56142000
3. Brooke Meredith 56112004
4. Kathy Raugust..... 5514 1982
5. Laura Baker 5377 1990
6. Tiffany Janssen..... 5354 1995
7. Jaci Powell 53512013
8. Shawna Adkins 52592002
9. Allison Eades..... 5235 1984
10. LaShawn McBride ... 5219 1989

CAL'S NCAA HISTORY

CAL MEN AT THE NCAA CHAMPIONSHIPS

OUTDOORS

1922 (1st, 28 points)

Jack Merchant (1st, Shot Put, 44-6.5; 1st, Hammer 161-4; 4th, Long Jump, 23-4)
 Allen Norris (1st, Pole Vault, 12-6)
 Brick Muller (2nd, Long Jump, 23-8.25; 3rd, High Jump, 6-1.5; 4th, Discus, 127-8)
 Harry McDonald (2nd, 440y, 49.9)
 Sandy Sorrenti (3rd, Javelin, 188-11)
 Jack Witter (3rd, Shot Put, 43-2)
 Ted Treyer (5th, High Jump, 5-9)

1925 (5th, 9 points)

Oather Hampton (T1st, High Jump, 6-2)
 Elmer Gerkin (2nd, Shot Put, 47-3)
 Ivan Johnson (2nd, 440y)
 Phil Barber (4th, 220y)
 Elmer Boyden (5th, 880y)
 Glenn Dodson (6th, Javelin)
 Willard Hill (T6th, Pole Vault)

1930 (5 points)

Kenneth Churchill (1st, Javelin, 204-2)

1931 (10 points)

Kenneth Churchill (1st, Javelin, 215-0)

1934 (12th, 11 points)

Bob Clark (2nd, Long Jump)
 Charles Van Tress (T3rd, Pole Vault)

1935 (T3rd, 20 points)

George Anderson (3rd, 100y; 3rd, 220y)
 Jack Mauger (T3rd, Pole Vault, 13-9.75)
 Glenn Randell (6th, Discus, 149-10)
 Gary Haskell (6th, Pole Vault)
 Tom Moore (7th, 120y Hurdles)

1936 (7th, 17 points)

Archie Williams (1st, 440y, 47.0)
 George Mackey (3rd, Shot Put, 49-4.5)
 Dell Fishback (6th, 220y Hurdles)
 Greg Stout (7th, 400y Hurdles)

1937 (12th, 10 points)

Arnold Nutting (2nd, Long Jump, 25-3)
 Guy Manuel (6th, Long Jump, 24-5)
 Les Voorhees (6th, Two Mile, 9:15.9)

1938 (18th, 9 points)

George Anderson (4th, 220y Hurdles)
 Arnold Nutting (T4th, Long Jump, 24-8.5)
 Guy Manuel (6th, Long Jump, 24-5.5)
 Leonard Spencer (6th, Mile)

1939 (11th, 11 points)

Don Watts (2nd, 440y)
 Guy Manuel (5th, Long Jump, 24-0)
 Keith Monroe (5th, Pole Vault, 13-10)

1940 (3rd, 24 points)

Martin Biles (1st, Javelin, 204-10)
 Guinn Smith (T2nd, Pole Vault, 13-6)
 Herb Michael (3rd, Shot Put, 52-10)
 Denzil Widel (5th, 880y)
 Barney Wolf (6th, Discus, 150-0)

1941 (3rd, 49 1/24 points)

Martin Biles (1st, Javelin, 220-1)
 Guinn Smith (T1st, Pole Vault, 14-2)
 Robert Biles (3rd, Javelin, 208-4)
 Grover Klemmer (3rd, 440y, 46.5)
 Luther Nichols (T3rd, Pole Vault, 13-6)
 Clarence Barnes (3rd, 880y, 1:51.7)
 Barney Wolf (3rd, Discus)
 Dick Peter (5th, Mile, 4:12.7)
 Fay Froom (6th, 440y, 47.9)

1942 (3rd, 30.5 points)

Harold Davis (1st, 100y, 9.6; 1st, 220y, 21.2)
 Robert Biles (1st, Javelin, 213-9.75)
 Keith Groszird (T6th, Pole Vault, 13-0)
 Luther Nichols (T6th, Pole Vault, 13-0)

1943 (2nd, 39 points)

Harold Davis (1st, 100y, 10.0; 1st, 220y, 21.3)
 Ralph Dewey (2nd, Mile)
 Keith Groszird (2nd, Pole Vault, 13-10)
 Lee Angelich (5th, 120y Hurdles; 6th, 220y Hurdles)

1946 (23rd, 6.75 points)

Max Yerxa (3rd, Javelin, 188-9)
 Chuck Hanger (T5th, High Jump, 6-4)

1947 (31st, 4 points)

Richard Millington (4th, Discus, 148-3)
 Don Anderson (7th, 100y; 7th, 220y)

1948 (5th, 19.25 points)

Don Anderson (2nd, 100y)
 Francis Friedenbach (2nd, Javelin, 204-5)
 Chuck Hanger (T3rd, High Jump, 6-6)

1949 (23rd, 6 points)

George Roseme (4th, Javelin, 204-2)
 Rod Grant (5th, Long Jump, 23-2.75)

1950 (6th, 20 points)

Don Anderson (2nd, 100y, 9.9; 2nd, 220y, 21.6)
 George Roseme (4th, Javelin, 199-2)

1951 (20th, 8 points)

John White (2nd, Javelin, 212-10)

1952 (10th, 17.25 points)

George Roseme (1st, Javelin, 228-8.75)
 Lon Spurrier (T3rd, 880y, 1:50.6)
 Sam Adams (6th, Javelin, 203-1)
 John George (6th, 100y, 10.8)
 Dave Seed (T6th, Pole Vault, 13-6)
 Len Simpson (7th, 1500, 3:57.4)

1953 (9th, 13 points)

Len Simpson (3rd, Mile, 4:11.5)
 Guy Blackburn (5th, 100y, 10.0)
 Lon Spurrier (5th, 880y, 1:53.5)
 Sam Adams (5th, Javelin, 206-5; 8th, Discus, 154-4)
 Phil Greenwood (6th, Long Jump, 23-10.5)

1954 (3rd, 27 points)

Lawrence Anderson (T1st, Pole Vault, 14-2)
 John Stellem (2nd, Shot Put, 53-7)
 Charlie Butt (3rd, Shot Put, 53-6.5; 8th, Discus, 152-1)
 Dick Richter (5th, Javelin, 197-6)
 Lon Spurrier (5th, 880y, 1:53.7)
 Len Simpson (7th, Mile, 4:21.6)

1955

Dave Seed (T6th, Pole Vault, 13-4)

1956 (11th, 14 points)

Bob House (2nd, Six Mile, 31:46.0)
 Leamon King (4th, 100y, 10.7)
 John Kahnert (5th, Shot Put, 54-11.5)
 Don Bowden (7th, 1500, 3:53.0)
 Charlie Butt (7th, Shot Put, 54-4.75)
 Larry Anderson (T7th, Pole Vault, 13-6)
 John Merchant (7th, Long Jump, 23-6)

1957 (2nd, 32 points)

Don Bowden (1st, 880y, 1:47.2)
 Leamon King (2nd, 220y, 21.1; 3rd, 100y, 9.5)
 Bob House (2nd, Two Mile, 8:59.5)

1958 (10th, 13 points)

Jack Yerman (3rd, 440y, 46.6)
 Don Bowden (4th, Mile, 4:06.9)
 Maynard Orme (5th, 880y, 1:50.4)
 Willie White (6th, 100y, 9.8; 8th, 220y, 21.4)
 Proverb Jacobs (7th, Shot Put, 54-4.5; 8th, 220y, 21.3)

1959 (51st, 1 pt)

Bob Karlrud (6th, 440y, 54.7)
 Jack Yerman (DQ, 440y)

1960 (16th, 13 points)

Jerry Siebert (2nd, 800y, 1:46.9)
 Willie White (4th, 100y, 10.4)
 Jack Yerman (6th, 400y, 46.8)
 Eural Bell (T7th, High Jump, 6-4)
 Dick Dailey (T7th, High Jump, 6-4)

1961 (40th, 2 points)

Dave Maggard (5th, Shot Put, 56-6.5)

1962 (7th, 19 points)

Roger Olsen (1st, High Jump, 6-10)
 Gene Johnson (T2nd, High Jump, 6-9)
 Dave Maggard (4th, Shot Put, 59-8.75)

1963 (11th, 15 points)

Roger Olsen (2nd, High Jump, 6-9)
 Todd Gaskill (3rd, Triple Jump, 49-3)
 Matt Baggett (6th, Shot Put, 56-8)
 Don Schmidt (7th, Discus, 164-11)

1964 (T3rd, 30 points)

Al Courchesne, Dave Fishback, Forrest Beaty,
 Dave Archibald (1st, Mile Relay, 3:07.4)
 Gene Johnson (2nd, High Jump, 6-10)
 Don Schmidt (3rd, Discus, 175-10)
 Dave Archibald (4th, 440y, 46.0)
 Roger Olsen (5th, High Jump, 6-9)
 Forrest Beaty (7th, 400y, 46.6)

1965 (4th, 25.5 points)

Chuck Glenn, Dave Fishback, Forrest Beaty,
 Dave Archibald (1st, Mile Relay, 3:07.5)
 Forrest Beaty (2nd, 440y, 46.3)
 Dave Archibald (3rd, 440y, 46.4)
 Bill Carter (T5th, High Jump, 6-8)

1966 (18th, 9 points)

Chuck Glenn, Mike Shafer, Larry Hengl,
 Forrest Beaty (2nd, Mile Relay, 3:07.9)
 Larry Hengl (6th, 440y, 46.9)
 Paddy McCrary (3rd, 440h, DQ)

1967 (25th, 9 points)

Chuck Glenn, John Diehl, Devone Smith, Larry Hengl (4th, Mile Relay, 3:08.0)
Bob Price (5th, 3000 SC, 9:09.6)
Greg Miguel (5th, Pole Vault, 16-4)
Stan Royster (6th, Long Jump, 24-1)

1968 (T10th, 14 points)

Chuck Glenn, Devone Smith, Larry Hengl, Forrest Beaty (3rd, Mile Relay, 3:08.3)
Stan Royster (4th, Long Jump, 25-2.75)
Paddy McCrary (4th, 400h, 50.7)
Clarence Johnson (T8th, High Jump, 6-10)

1969

Bob Waldon (7th, 5000, 14:13.2)

1970 (7th, 18 points)

Don Couser, Isaac Curtis, Dave Masters, Eddie Hart (1st, 440y Relay, 40.3)
Eddie Hart (1st, 100y, 9.4; 7th, 220y, DQ)
Isaac Curtis (2nd, 100y, 9.4)
Isaac Curtis (4th, 220y, 20.8)
Rich Dunn (2nd, Triple Jump, 50-5.75)
Clarence Johnson (T7th, High Jump, 6-10)
Jim Fraser (8th, Triple Jump, 48-10.75)
*** Cal originally won the NCAA meet, but later forfeited the title and 22 pts due to the use of an ineligible athlete.*

1971 (7th, 22 points)

Eddie Hart (2nd, 100y, 9.5; 3rd, 220y, 20.9)
Rick Brown (2nd, 880y, 1:49.5)
Bruce Kennedy (8th, Javelin, 231-1)

1973 (19th, 10 points)

Bruce Kennedy (2nd, Javelin, 266-5)
Rick Brown (5th, 880y, 1:48.3)

1974 (T15th, 6 points)

Rick Brown (3rd, 880y, 1:49.1)

1975 (15th, 10 points)

Howard Strickland, Sammy Burns, John Nichols, Wesley Walker (2nd, 440y Relay, 39.34)
Mike Grasha, Sammy Burns, Wesley Walker, James Robinson (5th, Mile Relay, 3:08.0)

1976 (T12th, 16 points)

Ed Miller (1st, Decathlon, 7443)
Paul Wallace, Wesley Walker, McKinley Mosley, James Robinson (3rd, 1600m Relay, 3:03.91)
Larry Hintz (T8th, Pole Vault, 16-6)

1977 (T21st, 2 points)

Holden Smith, Wesley Walker, Paul Wallace, Keith Taylor (5th, 400m Relay, 40.05)

1978

Mike Marlow (8th, Triple Jump, 53-11.75)

1979 (27th, 7 points)

Michael Marlow (4th, Triple Jump, 53-7.25w)
Dave Steen (5th, Decathlon, 7456)
Andy Clifford (6th, 1500m, 3:40.84)

1980 (41st, 4 points)

Dave Steen (4th, Decathlon, 7616)

1981 (10th, 17.5 points)

Larry Cowling (1st, 110h, 13.60w; 6th, 400h, 50.28)
David Porath (3rd, Shot Put, 64-9.5)
Ross McAlexander (T6th, Pole Vault, 17-0.25)

1982 (8th, 53 points)

Larry Cowling (2nd, 400h, 48.46; 4th, 110h, 13.83)
Tom Downs (3rd, 5000, 14:01.02)
Jim Scannella, Lloyd Guss, Larry Cowling, David Timmons (5th, 1600m Relay, 3:04.46)

Ross McAlexander (6th, Pole Vault, 17-7.25)
Lloyd Guss (7th, 400h, 49.95)
Bruce Parker (12th, Shot Put)

1983 (67th, 5 points)

Roy Mosley (10th, 200m)
Mike White (11th, 800m)

1984 (48th, 8 points)

Tom Downs (5th, 5000m, 13:49.41)

1985 (50th, 4 points)

Ken Williams (5th, Triple Jump, 53-4.5)
Kari Nisula (13th, Discus)

1986 (12th, 19 points)

Atlee Mahorn (2nd, 200m, 20.45)
Jari Matinolli (5th, Hammer, 220-6)
Kari Nisula (5th, Discus, 189-11)
Dave Maggard Jr. (6th, Discus, 189-8)

1987 (66th, 2 points)

Rod Jett (8th, 110h, 13.89)
Kari Nisula (8th, Discus, 188-2)

1988 (T5th, 26 points)

Kari Nisula (1st, Discus, 190-7)
Atlee Mahorn (2nd, 200m, 20.20)
Rod Jett (2nd, 110h, 13.64)
Jeff Rogers (11th, High Jump, 7-1.5)

1990 (T56th, 4 points)

Mike Harris (7th, Triple Jump, 52-7.25)
Jeff Rogers (7th, High Jump, 7-3)

1991 (32nd, 8 points)

Ramon Jimenez-Gaona (2nd, Discus, 202-7)
Chris Huffins (12th, Long Jump, 25-0.75w)

1992 (T17th, 16 points)

Brent Burns (2nd, Pole Vault, 18-8.25)
Ramon Jimenez-Gaona (2nd, Discus, 206-9)

1993 (14th, 20 points)

Chris Huffins (1st, Decathlon, 8007)
Ramon Jimenez-Gaona (2nd, Discus, 200-0)
John Wirtz (7th, Discus, 191-9)
Damien Luper (15th, Hammer, 190-1)

1994 (T72nd, 1 pt)

Richie Boulet (8th, 5000m, 14:30.40)
Tom McGuirk (9th, 400h, 50.80)
Kevin Keane (T19th, High Jump, 6-11.0)
Lee Adkins (16th, Long Jump)

1995 (T28th, 8 points)

Lenards Ozolinsh (3rd, Triple Jump, 54-2.5)
Lee Adkins (7th, Long Jump, 25-2.5)

Ross Bomben (Decathlon)

1996 (T26th, 12 points)

Ross Bomben (2nd, Decathlon, 7752)
Richie Boulet (5th, 5000m, 13:54.96)
Clarence Phelps (T10th, Pole Vault, 17-0.75)
Lenards Ozolinsh (12th, Triple Jump, 52-2.5)
Travis Nutter (14th, Hammer, 204-10)

1997 (40th, 7 points)

Clarence Phelps (T2nd, Pole Vault, 18-0.50)
Greg Walker (T7th, High Jump, 7-0.5)
Travis Nutter (9th, Hammer, 211-8)

1998 (T27th, 8 points)

Ross Bomben (4th, Decathlon, 7693)
Travis Nutter (6th, Hammer, 224-9)
Bevan Hart (9th, Decathlon, 7270)
Greg Wright (T9th, High Jump, 7-0.5)
Simon Mudd (17th, 5000m, 14:18.31)

1999 (T32nd, 6 points)

Bevan Hart (3rd, Decathlon, 7773)

2000 (T21st, 10 points)

Bevan Hart (1st, Decathlon, 8002)
Robert Kennedy (12th, Long Jump, 24-3.75)
Bolota Asmerom (10th, 5000m, 14:13.94)

2001 (22nd, 12 points)

Bolota Asmerom (2nd, 5000m, 13:43.13)
Robert McLean (5th, Pole Vault, 17-10.5)
Nate DeSomber (9th, Shot Put, 60-7.25)
Rhuben Williams (15th, Shot Put, 59-1.25)

2002 (T68th, 12 points)

Robert McLean (8th, Pole Vault, 17-4.5)

2003 (0 points)

Teak Wilburn (T12th, High Jump, 7-1.75)
Tim Bogdanof (15th, 100m Hurdles, 13.91)
Amin Nikfar (21st, Shot Put, 57-1.50)
David Glasgow (23rd, High Jump, 6-9.00)
Rhuben Williams (26th, Shot Put, 54-1.00)

2004 (2 points)

Teak Wilburn (7th, High Jump, 7-2.50)
Rhuben Williams (11th, Shot Put, 57-9.75)
Bruce Giron (19th, Triple Jump, 50-7.50)
Amin Nikfar (21st, Shot Put, 58-2.50)
Ahmad Wright (24th 400IH, 52.46)
Vincent Ibia (25th, Triple Jump, 48-2.75)

2005 (2 points)

Paul Teinert (7th, Javelin, 228-1)
David Glasgow (11th, High Jump, 7-1.50)

CALIFORNIA NCAA FACTS

Most points scored by a team: 53 (1982, men)
Most points scored in one meet by individual: 20, Hal Davis (1942-43), John Merchant (1922), Sheila Hudson (1990)
Most performers to score in meet: 9 (1941, men)
Most points by individual in career: 54, Sheila Hudson (1987-90)
Most first-place finishes by team in one meet: 3 (1942, men)
Most first-place finishes by individual in meet: 2, Hal Davis (1942-43), John Merchant (1922), Sheila Hudson (1990 – indoor and outdoor)
Most first-place finishes by individual in a career: 4, Hal Davis (1942-43), John Merchant (1922), Sheila Hudson (1987-90)
Most first-place finishes in a single event: 6, Javelin
Most All-American honors in a career: 6, Richie Boulet (1992-96), Sheila Hudson (1986-90), Alysia Johnson (2005-08)
Number of NCAA Championship titles, team: 1 (1922, men)
Number of NCAA Champions, individual: 33
Number of NCAA Champions, relay teams: 3
Number of Top 10 Finishes, team: 25 (Last 2007)
Number of Top 5 finishes, team: 13 (Last 1988)
Number of second-place finishes, team: 2 (Last 1957)
Number of third-place finishes, team: 6 (Last 1964)
Number of All-Americans: 355 honors by 218 athletes
Most All-Americans in one meet: 9 (1982, men)
Number of times NCAA Championships hosted by California: 8

2006 (4 points)

Paul Teinert (5th, Javelin, 236-0)
Giliat Ghebray (13th, 5000m, 14:28.33)
Ryan Young (14th, Javelin, 214-2)

2007 (68th, 2.5 points)

Steven Conrad (11th, Decathlon, 7245)
David Torrence (13th, 1500m, 3:43.43)
Ed Wright (T5th, High Jump, 7-2.50)
Kevin Davis (10th, 3000m SC, 8:41.54)
Thomas Mack (11th, 110m Hurdles semifinal, 13.74)
Giliat Ghebray (23rd, 5,000m semifinal, 14:44.01)

2008 (71st, 1 point)

Martin Maric (8th, Discus, 185-10)
David Torrence (10th, 1500, 3:43.97)
Ed Wright (14th, High Jump, 6-10.75)

2009 (T25th, 10 points)

Michael Coe (10th, 1500m, 3:41.64)
Francis Gadayan (27th, 800m, 1:53.46)
Yosef Ghebray (10,000m, DNF)
Jake Hanson (26th, 400m Hurdles, 53.19)
Martin Maric (1st, Discus, 196-3)
Jordan Paul (110m Hurdles, 25th, 14.63)

2010 (T21st, 12 points)

Connor Landry (13th, Pole Vault, 16-10.75)
Mark Matusak (8th, 1500m, 3:48.91)
Mike Morrison (2nd, Decathlon, 7801)
Steve Sodaro (6th, 3000m SC, 8:44.06)

2011 (T25th, 10 points)

Mike Morrison (1st, Decathlon, 8118)
Steve Sodaro (23rd, 3000m SC, 9:13.38)
Ray Stewart (110m Hurdles, DNF)

2012 (T66th, 1 point)

Brian Carmichael (15th, High Jump, 7-0.50)

Scott Esparza (21st, Hammer, 193-6)
Chad Jones (24th, Triple Jump, 47-2.50w)
Harrison Steed (8th, High Jump, 7-2.50)
Chase Wheeler (Long Jump, NM)

2013 (0 points)

Ray Stewart (15th, 110m hurdles, 13.89w)
Hammed Suleman (21st, long jump, 24-0.75w)
Julius Travis, Tom Blocker, Chad Jones,
Dash Oliver (22nd, 4x100m relay, 40.68)

2014 (0 points)

Thomas Joyce (7th, 1500m, 3:41.67) semis
Thomas Joyce (11th, 1500m, 3:41.08) final
Milan Ristic (15th, 110m hurdles 13.98)
Hammed Suleman (10th, long jump 24-1.50)
Jonte Grant (14th, triple jump, 51-11.75)
Dan Davis, Tom Blocker, Dash Oliver, Khalfani
Muhammad (22nd, 4x100m relay, 40.17)
Derek White (17th, Discus, 184-7)

INDOORS

1968 (T28th, 3 points)

Devone Smith (3rd, 880y, 1:53.6)

1989 (T35th, 4 points)

Rod Jett (4th, 55m Hurdles, 7.26)

1990 (T45th, 2 points)

Mike Harris (5th, Triple Jump, 53-4.5)

1992 (T30th, 4 points)

Brent Burns (4th, Pole Vault, 17-8.5)

1994 (T40th, 4 points)

Richie Boulet (5th, 3000m, 8:01.20)

1995 (10th, 20 points)

Lee Adkins (5th, Long Jump, 25-2.5)
Richie Boulet (2nd, 3000m, 8:06:92)
Lenards Ozolinsh (2nd, Triple Jump, 54-2.5)

1997 (T58th, 2 points)

Clarence Phelps (5th, Pole Vault, 17-4.5)

2006 (NA, 0 points)

Jonas Hallgrimsson (15th, Heptathlon, 3,649 points)

2007 (19th, 11 points)

Giliat Ghebray (3000m, DNF)
Ed Wright (6th, High Jump, 7-2.25)
David Torrence, Nestor Solis, Francis
Gadayan, Kevin Davis (2nd, Distance
Medley Relay, 9:33.77)

2008 (T57th, 2 points)

Ed Wright (7th, High Jump, 7-0.25)

2009 (12th, 18.5 points)

Michael Coe (2nd, 3000m, 7:54.42)
Ed Wright (T3rd, High Jump, 7-0.25)
Mark Matusak, Jake Hanson, Sebastian Sam,
Michael Coe (3rd, Distance Medley Relay,
9:30.39)

2010 (T17th, 11 points)

Michael Coe (13th, 3000m, 8:20.80)
Mark Matusak (11th, 3000m, 8:18.55)
Mike Morrison (3rd, Heptathlon, 5826)
Mark Matusak, Tom Blocker, Sebastian Sam,
Michael Coe (4th, Distance Medley Relay,
9:38.19)

2011 (T46th, 4 points)

Mike Morrison (5th, Heptathlon, 5872)
Hammed Suleman (12th, Triple Jump, 50-
11.50)

2013 (T54th, 1 point)

Ray Stewart (8th, 60m-Hurdles, 7.68)

2014 (T52nd, 3 points)

Milan Ristic (6th, 60m-Hurdles, 7.68)
Hammed Suleman (10th, Long Jump 24-11.75)
Hammed Suleman (14th, Triple Jump 49-
10.00)

CAL WOMEN AT THE AIAW CHAMPIONSHIPS

OUTDOORS

1975

Marilyn Neufville (4th, 800y, 2:08.6)

1977 (0 points)

Ginger Lewis (N/A, Long Jump, N/A)
Sally Metteer (12th, 5000m, 17:40.9)
Jennifer Wagstaff (N/A, Shot Put/Discus)

1979 (T28th, 7 points)

Kelia Bolton (6th, 200m, 23.94)
Michelle Hawthorne (5th, 400h, 1:00.03)
Jan Oehm (5th, 10,000m, 34:27.8)
Suzanne Richter (6th, 5000m, 16:59.74)
Michelle Hawthorne, Cindy Banks, Elaine

Parker, Kelia Bolton (6th, 440y Relay, 46.48)
Pam Cox (22nd, 5000m, 18:34.3)

1980 (15th, 13 points)


Cindy Banks (5th, Pentathlon, 3783)
Jan Oehm (6th, 10,000m, 33:55.59)
Alice Trumbly (3rd, 1500m, 4:17.58)
Michelle Hawthorne, Elaine Parker, Connie
Culbert, Marian Franklin (4th, 800m Relay,
1:40.3)
Lynn Hjelte (13th, 5000m, 16:53.7)

1981 (34th, 2 points)

Cindy Schmandt (5th, 3000m, 9:25.9)

1982 (2nd, 44 points)

Kathy Raugust (1st, Heptathlon, 5514; 8th, High
Jump, 5-8)
Louise Romo (1st, 800m, 2:04.39)
Margaret Spotts (4th, 1500m, 4:21.66)
Sue Springer (8th, Discus, 147-11)
Chris Vigue (4th, Heptathlon, 5161)
Kim White (7th, 200m, 24.07)
Connie Culbert, Louise Romo, Sally Meinbress,
Kim White (2nd, 1600m Relay, 3:40.08)



Katie Morgan soared to the NCAA title in the women's pole vault in 2008.

CAL WOMEN AT THE NCAA CHAMPIONSHIPS

OUTDOORS

1982 (39th, 6 points)

Kristen Engle (8th, Javelin, 166-10)
Kathy Raugust (12th, Heptathlon, 5119)

1983 (49th, 6 points)

Louise Romo (7th, 1500m, 4:18.62)

1984 (38th, 9 points)

Louise Romo (5th, 800m, 2:04.07)
Kim Kesler (12th, Discus, 161-6)

1985 (40th, 3 points)

Kirsten O'Hara (6th, 5000m, 15:46.8)

1986 (31st, 8 points)

Louise Romo (5th, 800m, 2:03.08)
Sheila Hudson (5th, Triple Jump, 43-2.25)
Sally Wood (9th, 5000m, 16:33.35)
Beth Vidakovits (9th, High Jump, 5-11.5)

1987 (11th, 21 points)

Sheila Hudson (1st, Triple Jump, 45-2.5; 2nd, Long Jump, 21-4.25)
Kim Kesler (6th, Discus, 168-0.75)

1988 (T17th, 16 points)

Sheila Hudson (1st, Triple Jump, 45-8w)
Kirsten O'Hara (3rd, 10,000m, 32:52.86)

1989 (T57th, 2 points)

Beth Vidakovits (6th, High Jump, 5-10.5)

1990 (11th, 23 points)

Sheila Hudson (1st, Triple Jump, 46-0.75; 1st, Long Jump, 22-1)
Sabrina Han (6th, 10,000m, 34:09.00)
Laura Baker (9th, Heptathlon, 5377)

1991 (0 points)

Sabrina Han (9th, 10,000m, 34:20.26)

1992 (T54th, 2 points)

Laura Baker (7th, 800m, 2:05.57)

1993 (0 points)

Janet Bowie (10th, 10,000m, 36:39.43)

1994 (0 points)

Tenaya Soderman (9th, 10,000m, 35:16.44)
Missy Maloata (19th, Shot Put, 45-10.75)

1995 (T57th, 1 pt)

Ifeoma Ozoeze (9th, Heptathlon, 5402)
Tiffany Janssen (14th, Heptathlon, 5230)
Amy Littlepage (T8th, Triple Jump, 43-0.5)
Annette Kailihiwa (T15th, Discus, 154-2)
Liza Lopez (1500m, 4:43.15)

1996 (T55th, 2 points)

Amy Littlepage (7th, Triple Jump, 42-8)
Magdalena Lewy (5000m, 16:43.68)
Latasha Gilliam (400m, DQ)
4x400m Relay Team (3:42.30)

1997 (T30th, 8 points)

Magdalena Lewy (3rd, 5000m, 16:04.86)
Amy Littlepage (7th, Triple Jump, 44-0.5)
Elissa Riedy (DNQ, 1500m, 4:26.59)

1998 (T57th, 3 points)

Elissa Riedy (6th, 1500m, 4:21.42)
Lori Riedy (19th, 5000m, 17:20.53)

1999 (T49th, 5 points)

Elissa Riedy (12th, 1500m, 4:43.59)
Kristin Heaston (4th, Shot Put, 54-0)
Jennifer Joyce (15th, Hammer, 183-9)

2000 (T19th, 12 points)

Missy Vanek (3rd, Heptathlon, 5614)
Jennifer Joyce (4th, Hammer, 204-1)
Maria Lopez (8th, Pole Vault, 13-1.5)

2001 (T60th, 2 points)

Maria Lopez (7th, Pole Vault, 13-1.5)
Dana Lawson (9th, Discus, 166-8)
Jennifer Joyce (10th, Hammer, 193-0)
Dana Lawson (15th, Shot Put, 50-8.25)

2002 (T29th, 10 points)

Erin Belger (3rd, 800m, 2:05.09)
Jennifer Joyce (7th, Hammer, 201-10)

2003 (0 points)

Earls, Omwanghe, Hawes, Carter (17th, 4x100m, 45.06)
Antonette Carter (20th, 100m, 11.87)
Chloe Jarvis (21st, 800m, 2:08.07)
Elzunia Lamb (28th, Long Jump, 18-1.00)

2004 (4 points)

Brooke Meredith (5th, Heptathlon, 5442 points)
Sheni Russell (10th, Discus, 174-11)
Omwanghe/Johnson/Hawes/Carter (18th, 4x100m, 45.18)
Antonette Carter (20th, 200m, 23.55)
Deanna Slaton (24th, 400m Hurdles, 59.91)

2005 (9 points)

Antonette Carter (7th, Long Jump, 20-5.75; 5th, 200m, 23.28)
Alysia Johnson (6th, 800m, 2:06.88)

2006 (6 points)

Antonette Carter (11th, 200m, 23.39)
Alysia Johnson (3rd, 800m, 2:03.04)
Osarhiemen Omwanghe (20th, 100m Hurdles, 13.58)
Emilee Strot (23rd, Discus, 155-7)

2007 (8th, 26 points)

Carrie Johnson (6th, Hammer, 211-0)
Kelechi Anyanwu (1st, Discus, 188-11)
Inika McPherson (6th, High Jump, 5-10.75)
Alysia Johnson (1st, 800m, 1:59.29)

2008 (22nd, 11 points)

Katie Morgan (1st, Pole Vault, 13-9.25)
Kimyon Broom, Kandi Bonty, Kristin Holmes, Cherrelle Garrett (8th, 4x100m Relay, 44.32)

2009 (0 points)

Kandi Bonty (14th, 400m, 53.99)
Cherrelle Garrett (15th, 100m, 11.77)
Alison Greggor (10,000m, DNF)
Katie Morgan (13th, Pole Vault, 13-5.25)
Tracey Stewart (27th, Triple Jump, 39-10)
Allison Stokke (19th, Pole Vault, 12-9.50)
Brook Turner (17th, 400m, 54.89)
Kimyon Broom, Kandi Bonty, Kayla Dixon, Cherrelle Garrett (13th, 4x100m Relay, 44.66)

2010 (0 points)

Alima Kamara (20th, 400m, 54.79)
Deborah Maier (9th, 5000m, 16:07.20)
Malaina Payton, Kayla Dixon, Kristin Holmes, Cherrelle Garrett (18th, 4x100m Relay, 45.30)
Jasmine Joseph, Angelica Weaver, Kayla Dixon, Alima Kamara (24th, 4x400m Relay, 3:49.64)

2011 (T65th, 1.5 points)

Kristen Meister (T7th, High Jump, 5-10.75)
Tracey Stewart (10th, Triple Jump, 42-6.00)

2012 (T40th, 6 points)

Deborah Maier (3rd, 10000m, 32:47.20)
Chelsea Reilly (9th, 5000m, 16:30.31)

2013 (0 points)

Malaina Payton (10th, long jump, 20-7.00w)
Amanda Hunter (12th, triple jump, 43-4.25)

2014 (0 points)

Kelsey Santisteban (DNF, 10000m)

INDOORS

1990 (4th, 20 points)

Sheila Hudson (1st, Long Jump, 21-9.5)
Sheila Hudson (1st, Triple Jump, 45-9)

2001 (31st, 6 points)

Dana Lawson (3rd, Shot Put, 53-7.5)

2004 (29th, 6 points)

Brooke Meredith (3rd, Pentathlon, 4,189)

2006 (T35th, 6 points)

Alysia Johnson (3rd, 800m, 2:06.42)

2007 (15th, 15 points)

Alysia Johnson (1st, 800m, 2:03.47)
Inika McPherson (7th, High Jump, 6-0)
Cassandra Strickland (6th, Triple Jump, 42-10.75)

2008 (T34th, 6 points)

Alysia Johnson (3rd, 800m, 2:05.47)

2009 (T41st, 5 points)

Cherrelle Garrett (14th, 60m, 7.42)
Inika McPherson (4th, High Jump, 6-0)
Kristen Meister (11th, High Jump, 5-8.75)
Katie Morgan (Pole Vault, NH)

2010 (0 points)

Deborah Maier (5000m, DNF)

2011 (T57th, 1 point)

Allison Stokke (8th, Pole Vault, 13-5.25)

2012 (15th, 16 points)

Deborah Maier (2nd, 3000m, 9:15.74; 2nd, 5000m, 15:40.74)
Sofia Oberg (11th, 800m, 2:07.10)
Malaina Payton (14th, Long Jump, 19-9.75)
Chelsea Reilly (16th, 3000m, 9:42.25)
Sofia Oberg, Angelica Weaver, Taylor Bryson, Chelsea Reilly (10th, Distance Medley Relay, 11:19.54)

2014 (0 points)

Chioma Amaechi (16th, weight throw, 59-7.00)

NCAA CHAMPIONS & ALL-AMERICANS

CALIFORNIA NCAA CHAMPIONS

MEN			
Year	Name	Event	Mark
1922	John Merchant	Hammer	161-4
1922	John Merchant	Shot Put	44-6.50
1922	Allen Norris	Pole Vault	12-6
1925	Oather Hampton	High Jump	6-2
1930	Ken Churchill	Javelin	204-2
1932	Ken Churchill	Javelin	215-0
1936	Archie Williams	400m	47.0
1940	Marty Biles	Javelin	204-10
1941	Marty Biles	Javelin	220-1
1941	Guinn Smith	Pole Vault	14-2
1942	Hal Davis	100m	9.6
1942	Hal Davis	220m	21.2
1942	Bob Biles	Javelin	213-9.75
1943	Hal Davis	100m	10.0
1943	Hal Davis	220m	21.4
1952	George Roseme	Javelin	228-8.75
1954	Larry Anderson	Pole Vault	14-2
1957	Don Bowden	880m	1:47.2
1962	Roger Olsen	High Jump	6-10
1964	Al Courchesne, Dave Fishback, Forrest Beaty, Dave Archibald	Mile Relay	3:07.4

1965	Chuck Glenn, Dave Fishback, Forrest Beaty, Dave Archibald	Mile Relay	3:07.5
1970	Eddie Hart	100m	9.4
1970	Don Couser, Isaac Curtis, Dave Masters, Eddie Hart	4x110y Relay	40.3
1976	Ed Miller	Decathlon	7443
1981	Larry Cowling	110m Hurdles	13.60
1988	Kari Nisula	Discus	190-7
1993	Chris Huffins	Decathlon	8007
2000	Bevan Hart	Decathlon	8002
2009	Martin Maric	Discus	196-3
2011	Mike Morrison	Decathlon	8118

WOMEN

1987	Sheila Hudson	Triple Jump	45-2.50
1988	Sheila Hudson	Triple Jump	45-8
1990	Sheila Hudson	Triple Jump	46-0.75
1990	Sheila Hudson	Long Jump	22-1
1990	Shelia Hudson	Triple Jump	21-9.5i
1990	Shelia Hudson	Long Jump	45-9i
2007	Alysia Johnson	800m	1:59.29
	Kelechi Anyanwu	Discus	188-11
	Alysia Johnson	800m	2:03.47i
2008	Katie Morgan	Pole Vault	13-9.25

CALIFORNIA ALL-AMERICANS

MEN

(282 honors by 173 athletes)

Adkins, Lee.....	1
Anderson, Don.....	3
Anderson, George.....	2
Anderson, Lawrence.....	1
Archibald, Dave.....	3
Asmerom, Bolota.....	1
Barnes, Clarence.....	1
Beaty, Forrest.....	5
Biles, Martin.....	2
Biles, Robert.....	2
Blocker, Tom.....	1
Bomben, Ross.....	2
Boulet, Richie.....	6
Bowden, Don.....	1
Brown, Rick.....	2
Burns, Brent.....	1
Burns, Sammy.....	1
Butt, Charlie.....	1
Carmichael, Brian.....	1
Churchill, Kenneth.....	2
Clark, Bob.....	1
Clifford, Andy.....	1
Coe, Michael.....	4
Courchesne, Al.....	1
Couser, Don.....	1
Cowling, Larry.....	5
Curtis, Isaac.....	3
Davis, Harold.....	4
Davis, Kevin.....	2
DeSomber, Nate.....	1
Dewey, Ralph.....	1
Downs, Tom.....	2
Dunn, Rich.....	1
Esparza, Scott.....	1
Fishback, Dave.....	2
Friedenback, Francis.....	1
Gadayan, Francis.....	1
Gaskill, Todd.....	1
Ghebray, Giliat.....	1
Glasgow, David.....	1
Glenn, Chuck.....	3
Grosward, Keith.....	1
Guss, Lloyd.....	2
Hampton, Oather.....	1
Hanger, Chuck.....	1
Hanson, Jake.....	1
Harris, Mike.....	1
Hart, Bevan.....	3
Hart, Eddie.....	4
Hengl, Larry.....	2
House, Bob.....	2
Huffins, Chris.....	1
Jett, Rod.....	2
Jimenez-Gaona, Ramon.....	3
Johnson, Gene.....	2
Jones, Chad.....	1
Kennedy, Bruce.....	1
King, Leamon.....	1
Klemmer, Grover.....	1
Luper, Damien.....	1
Mackey, George.....	1
Maggard, Dave Jr.....	1
Mahorn, Atlee.....	2
Maric, Martin.....	2
Marlow, Michael.....	1
Masters, Dave.....	1
Matinoli, Jari.....	1
Churchill, Kenneth.....	3
Matusak, Mark.....	1
Mauger, Jack.....	1
McAlexander, Ross.....	2
McGuirk, Tom.....	1
McLean, Robert.....	2
Merchant, Jack.....	2
Michael, Herb.....	1
Miller, Ed.....	1
Morrison, Mike.....	4
Mosley, McKinley.....	1
Nichols, John.....	1
Nichols, Luther.....	1
Nisula, Kari.....	3
Norris, Allen.....	1
Nutter, Travis.....	3
Nutting, Arnold.....	1
Olsen, Roger.....	1
Ozolinsh, Lenards.....	1
Phelps, Clarence.....	2
Porath, David.....	1
Robinson, James.....	1
Rogers, Jeff.....	1
Roseme, George.....	1
Sam, Sebastian.....	2
Scannella, Jim.....	1
Schmidt, Don.....	1
Shafer, Mike.....	1
Harris, Mike.....	1
Simpson, Len.....	1
Smith, Devone.....	1
Smith, Guinn.....	2
Smith, Holden.....	1
Sodaro, Steve.....	2
Solis, Nestor.....	1
Spurrer, Lon.....	1
Steed, Harrison.....	1
Steen, Dave.....	2
Stellern, John.....	1
Stewart, Ray.....	2
Strickland, Howard.....	1
Suleman, Hammed.....	1
Taylor, Keith.....	1
Teinert, Paul.....	2
Timmons, David.....	1
Torrence, David.....	1
Van Tress, Charles.....	1
Walker, Greg.....	1
Walker, Wesley.....	3
Wallace, Paul.....	2
Watts, Don.....	1
Wheeler, Chase.....	1
White, John.....	1
Williams, Archie.....	1
Williams, Ken.....	1
Wilburn, Teak.....	1
Wirtz, John.....	1
Wolf, Barney.....	1
Wright, Ed.....	4
Yerman, Jack.....	1
Yerxa, Max.....	1

WOMEN

(93 honors by 57 athletes)

Anyanwu, Kelechi.....	1
Baker, Laura.....	1
Banks, Cindy.....	2
Belger, Erin.....	1
Bolton, Keli.....	2
Bonty, Kandi.....	1
Broom, Kimyon.....	1
Bryson, Taylor.....	1
Carter, Antonette.....	3
Culbert, Connie.....	2
Dixon, Kayla.....	1
Engle, Kristen.....	1
Franklin, Marian.....	1
Garrett, Cherrelle.....	1
Han, Sabrina.....	1
Hawthorne, Michelle.....	3
Heaston, Kristin.....	1
Holmes, Kristin.....	1
Hudson, Sheila.....	6
Janssen, Tiffany.....	1
Johnson, Alysia.....	6
Johnson, Carrie.....	1
Joyce, Jennifer.....	2
Kesler, Kim.....	1
Lawson, Dana.....	2
Lewy, Magdalena.....	1
Littlepage, Amy.....	3
Lopez, Maria.....	2
Maier, Deborah.....	4
McPherson, Inika.....	3
Meinbress, Sally.....	1
Meister, Kristen.....	1
Meredith, Brooke.....	2
Morgan, Katie.....	1
O'Hara, Kristen.....	2
Oberg, Sofia.....	2
Oehm, Jan.....	2
Parker, Elaine.....	2
Payton, Malaina.....	1
Raugust, Kathy.....	1
Reilly, Chelsea.....	3
Richter, Suzanne.....	1
Riedy, Elissa.....	2
Romo, Louise.....	5
Schmandt, Cindy.....	1
Soderman, Tenaya.....	1
Spotts, Margaret.....	1
Stewart, Tracey.....	1
Stokke, Allison.....	1
Strickland, Cassandra.....	1
Trumbly, Alice.....	1
Vanek, Missy.....	1
Vidakovits, Beth.....	1
Viguie, Chris.....	1
Weaver, Angelica.....	1
White, Kim.....	1

CONFERENCE CHAMPIONS

MEN

PACIFIC COAST CONFERENCE CHAMPIONS (51)

Year	Name	Event	Mark
1919	H.W. Waltz	880y	2:00.0
	Jack Merchant	Javelin	157-1
	Jack Merchant	Hammer	140-8.50
	John Jackson	High Jump	6-1 3/8
	John Merchant	Long Jump	22-4.75
1920	O.O. Hendrickson	440y	49.6
	Pesky Sprott	880y	1:58.2
	John Merchant	Long Jump	22-9.50
1923	Bud Becker	120y Hurdles	16.5
	Jack Witter	Shot Put	44-6.50
	Bill Neufeldt	Discus	138-0.375
	S.S. Sorrenti	Javelin	174-10
	Paul Boren	Long Jump	22-5
1926	Phil Barber	220y	22.0
	Elmer Bondschu	Long Jump	24-2.75
1927	Oather Hampton	High Jump	6-1
1936	Archie Williams	440y	46.8
	Del Fishback	220y Hurdles	23.7
	Greg Stout	440y Hurdles	53.3
1937	Les Voorhees	2 Mile	9:33.6
	Guy Manuel	Long Jump	24-3.375
1938	Bob Law	High Jump	6-4
	Guy Manuel	Long Jump	24-2
1939	Herb Michael	Shot Put	52-4.50
	Mel Long	High Jump	6-2
1941	Grover Klemmer	440y	46.4
	Barney Wolf	Discus	159-3.875
	Guinn Smith	Pole Vault	13-6
	Luther Nichols	Pole Vault	13-6
1942	Hal Davis	100y	9.6
	Hal Davis	220y	21.6
	Ralph Dewey	2 Mile	9:20.3
	Bob Biles	Javelin	205-10.625
	Luther Nichols	Pole Vault	13-6
1948	Don Anderson	100y	9.6
	Don Anderson	220y	21.1
	Chuck Hanger	High Jump	6-4
1949	Paul Mello	Mile	4:19.4
1950	Don Anderson	220y	21.9
1953	Lon Spurrier	880y	1:52.7
1954	John Stellern	Shot Put	53-3.50
	Larry Anderson	Pole Vault	13-9
1956	Charlie Butt	Shot Put	57-8.75
1957	Leamon King	100y	9.6
	Leamon King	220y	21.5
	Don Bowden	880y	1:47.8
1958	Willie White	100y	9.6
	Willie White	220y	21.4
	Jerry Siebert	880y	1:51.0
	Don Bowden	Mile	4:03.7
1959	Willie White	220y Hurdles	23.0

PAC-8 CONFERENCE CHAMPIONS (29)

1960	Willie White	100y	9.8
	Jack Yerman	440y	47.3
	Jerry Siebert	880y	1:49.0
	Tom Colton	Pole Vault	14-0
	Terry Kelley	Pole Vault	14-0
1961	Alan Gaylord	3 Mile	14:11.0
1963	Matt Baggett	Shot Put	56-8.25
1964	Dave Archibald	440y	46.3
	Al Courchesne	Mile Relay	3:11.0
	Dave Fishback		
	Forrest Beaty		
	Dave Archibald		
	Gene Johnson	High Jump	6-7.75
1965	Forrest Beaty	220y	21.3
	Forrest Beaty	440y	46.5
	Bill Caldwell	440y Relay	40.9
	Dave Archibald		
	Bob Brinkworth		
	Forrest Beaty		
	Chuck Glenn	Mile Relay	3:09.3
	Dave Fishback		
	Forrest Beaty		
	Dave Archibald		
	Bill Carter	High Jump	6-9.25
1967	Paddy McCrary	440y Hurdles	50.9
1968	Gary Pennington	Javelin	239-2
1970	Eddie Hart	100y	9.4
	Don Couser	440y Relay	39.8
	Isaac Curtis		
	Dave Masters		
	Eddie Hart		
1971	Rick Brown	880y	1:46.7
1972	Jim Penrose	Discus	185-6
	Bruce Kennedy	Javelin	249-5
	Rick Brown	880y	1:46.7
1973	Rick Brown	880y	1:48.1
	Wesley Walker	440y Relay	40.1
	McKinley Mosley		
	Howard Strickland		
	Sammy Burns		
1975	James Robinson	880y	1:49.1
1976	James Robinson	800m	1:49.1
1977	Andy Clifford	1500m	3:42.3
	Scott Overton	Discus	195-8

PAC-10 CONFERENCE CHAMPIONS (39)

1981	Paul Bates	Triple Jump	54-4.25
	Larry Cowling	110y Hurdles	13.99
	David Porath	Shot Put	66-3
	David Porath	Discus	201-4
1982	Larry Cowling	400m Hurdles	50.14
1984	Jim Scannella	400m Hurdles	50.42
1985	Ken Williams	Triple Jump	55-0
1986	Dave Chesarek	4x400m Relay	3:05.77
	Peter Howard		
	Walt Jones		
	Atlee Mahorn		
1987	Mike Harris	High Jump	7-2.50
1988	Atlee Mahorn	200m	20.20
	Kari Nisula	Discus	196-10
	David Ottaway	1500m	3:42.88

1989	Brent Burns	Pole Vault	17-6.25
	Mike Harris	Triple Jump	54-0
1990	Mike Harris	Triple Jump	54-2.50
1991	Chris Huffins	Triple Jump	52-11.50
	Brent Burns	Pole Vault	18-1.25
	Ramon Jimenez-Gaona	Discus	200-4
1992	Brent Burns	Pole Vault	18-4.50
	Ramon Jimenez-Gaona	Discus	210-11
1993	Chris Huffins	Decathlon	7671
	Kevin Keane	High Jump	7-0.50
1994	Lee Adkins	Long Jump	25-06.25
	Richie Boulet	1500m	3:48.12
	Kevin Keane	High Jump	7-01.50
1995	Lenards Ozolinsh	Triple Jump	54-0
1996	Lenards Ozolinsh	Triple Jump	52-11
	Chris Ferreira	Long Jump	25-6.25
	Richie Boulet	1500m	3:43.56
1997	Ross Bomben	Decathlon	7551
1998	Ross Bomben	Decathlon	7808
1999	Bevan Hart	Decathlon	7662
2000	Bevan Hart	Decathlon	7890
2001	Bolota Asmerom	5000m	14:07.23
2005	Paul Teinert	Javelin	235-11
2007	Ed Wright	High Jump	7-3
2008	Ed Wright	High Jump	7-3.25
2010	Steve Sodaro	3000m Steeplechase	8:40.60
2011	Ray Stewart	100m Hurdles	13.48

PAC-12 CONFERENCE CHAMPIONS (2)

2012	Collin Jarvis	3000m Steeplechase	8:48.05
2013	Hammed Suleman	Long Jump	25-11.50
2013	Ray Stewart	110m-Hurdles	13.43

WOMEN

NORTHERN PACIFIC CONFERENCE CHAMPIONS (17)

1983	Connie Culbert	200m	24.2w
------	----------------	------	-------

	Connie Culbert	400m	54.8
	Louise Romo	1500m	4:18.2
1984	Marilyn Davis	1500m	4:24.07
	Kim While	400m	54.52
	Brenda Bertillion	4x400m Relay	3:46.32
	Gina Cole		
	Louise Romo		
	Jeannie Arnold		
1985	Robertta Eccles	400m Hurdles	59.12
	Helga Halldorsdottir	100m Hurdles	14.09
	Kirsten O'Hara	10,000m	33:44.19
1986	Allison Eades	Heptathlon	4513
	Helga Halldorsdottir	100m Hurdles	13.96
	Helga Halldorsdottir	400m Hurdles	57.61
	Sheila Hudson	Triple Jump	41-6
	Kim Kesler	Discus	170-6
	Louise Romo	800m	2:04.65
	Sally Wood	5000m	17:05.69
	Sally Wood	10,000m	35:34.44

PACIFIC-10 CONFERENCE CHAMPIONS (16)

1987	Sheila Hudson	Triple Jump	44-8
1989	Beth Vidakovits	High Jump	5-10.75
1990	Sabrina Han	5000m	16:25.41
	Sheila Hudson	Triple Jump	42-2.25w
1995	Amy Littlepage	Triple Jump	42-9
	Ifeoma Ozoeze	Heptathlon	5624
1996	Amy Littlepage	Triple Jump	42-4
1997	Amy Littlepage	Triple Jump	43-3
2000	Missy Vanek	Heptathlon	5505
2002	Jennifer Joyce	Hammer	204-1
2005	Chloe Jarvis	800m	2:04.53
2007	Alysia Johnson	800m	2:01.74
2008	Alysia Johnson	800m	2:00.57
	Kimyon Broom	100m Hurdles	13.26
2009	Kimyon Broom	100m Hurdles	13.02
	Inika McPherson	High Jump	5-11.25

CAL SALUTES TRACK & FIELD OFFICIALS

The Golden Bears would like to recognize the track & field officials and volunteers who have devoted years of service ensuring quality meets at Edwards Stadium. The California track & field athletes and staff salute these officials for their outstanding work and dedication to the sport.

Jay Abbott	Richard Connors	Joe Keever	Sue Murray	Dolton Simmons
Mike Aro	Shirley Connors	George Kleeman	Jennifer Oliver	Jim Springer
Joe Assereto	Stephen Crow	Sean Laughlin	Elsbeth Padia	Monte Steadman
John Auka	Nadine Davis	Michel Leonard	Charles Peters	Tyrone Taylor
Don Bailes	Gail Decatur-Boswell	John Lilygren	Bill Pratt (emeritus)	Bob Thompson
Craig Benson	Ray Fitzhugh	Baird Lloyd	John Pretto	Karl Uebel
Mike Bower	Leon Glover	Mia Love	Jon Price	Richard Urband
Deanna Bower	Ed Gordon	John Luppes	Beth Price	Susie Van Buskirk
Dennis Boyle	Steve Green	(emeritus)	Carly Pridham	James Waldron
Maria Castillo	Peter Guerrini	Bruce Makinson	Roger Quimby	Gail Wetzork
Dino Certa	Mike Hammerquist	Liesbeth Matthieu	Robert Rauch	(emeritus)
John Coie	James Hart	Sonny Maynard	Sue Rembao	Jeannie White
Don Collins	Debra Harvey	Christina McKinstry	Stuart Sampson	Karen Williams
Edith Coleman	Bill Hawkes	Dave Miller	(emeritus)	Dan Wright
Bruce Colman	J R Heberle	Charles Murphy	Margaret Sheehan	Mark Youmans
Keith Conning	Irene Herman	John Murray	John Shirey	David Yu

OLYMPIANS & OLYMPIC COACHES

CAL ATHLETES IN THE OLYMPIC GAMES

1906 (Athens)

Robert Edgren (Shot Put, DNP; Discus, DNP)

1912 (Stockholm)

Fred Allen (Long Jump, 6th, 22-9.25)
Walter McClure (800m, DNQ, NA; 1500m, DNQ, 4:07.3)

1920 (Antwerp)

Brutus Hamilton (Decathlon, Silver Medal, 5937 points; Pentathlon, 6th, NA)
Harry Liversedge (Shot Put, Bronze Medal, 46-5.25)
John Merchant (Long Jump, 11th, 21-4)
Harold "Brick" Muller (High Jump, Silver Medal, 6-2.75)
Augustus "Gus" Pope (Discus, Bronze Medal, 138-2)
Albert "Pesky" Sprott (800m, 6th, 1:56.4)

1924 (Paris)

Paul Boren (Long Jump, alternate)
Brutus Hamilton (Pentathlon, DNF)
Harry Liversedge (Shot Put, alternate)
John Merchant (Hammer, 9th, 135-11)
William Neufeld (Javelin, 5th, 196-9)
Augustus "Gus" Pope (Discus, 4th, 145-9)

1932 (Los Angeles)

Brutus Hamilton (USA Assistant Coach)
Kenneth Churchill (Javelin, 6th, 207-6)
Robert Kiesel (4x100m Relay, Gold Medal, 40.0)

1936 (Berlin)

Brutus Hamilton (USA Assistant Coach)
Robert Clark (Decathlon, Silver Medal, 7601 points; Long Jump, 6th, 25-2)
Archie Williams (400m, Gold Medal, 46.5)

1948 (London)

Martin Biles (Javelin, 6th, 213-9)
Owen Guinn Smith (Pole Vault, Gold Medal, 14-1.25)
Kaare Vefling (Norway; 1500m, DNQ, 3:47.48)

1952 (Helsinki)

Brutus Hamilton (USA Head Coach)
Sloss Price King (10,000m walk, DNQ, 51:08.6)

1956 (Melbourne)

Don Bowden (1500m, DNQ, 3:59.7)
Leamon King (4x100m Relay, Gold Medal, 39.5)
Lon Spurrier (800m, 6th, 1:49.3)

1960 (Rome)

Jerome Siebert (800m, DNQ, 1:48.1)
Jack Yerman (400m, DNQ, 48.9; 4x400m Relay, Gold Medal, 3:02.2)

1964 (Tokyo)

Jerome Siebert (800m, 6th, 1:47.0)

1968 (Mexico City)

Dave Maggard (Shot Put, 5th, 63-9)
Dave Smith (Triple Jump, 21st, 51-8.25)

1972 (Munich)

Eddie Hart (4x100m Relay, Gold Medal, 38.19; 100m, DNQ, 10.47)
Bruce Kennedy (Rhodesia; Javelin, NA)
Roddy Lee (Taiwan; 110m high hurdles, NA)
Dave Smith (Triple Jump, 32nd, 47-9)

1976 (Montreal)

Bruce Kennedy (Rhodesia; Javelin, NA)
Marilyn Neufville (Jamaica; 400mH, NA)
James Robinson (800m, DNQ, 1:46.43)
Quentin Wheeler (400mH, 4th, 49.86)

1980 (Moscow)*

Lloyd Guss (Canada; 400mH, NA; 4x400m Relay, NA)
Bruce Kennedy (Javelin, DNC)
Brian Maxwell (Canada; Marathon, NA)
James Robinson (800m, DNC)
Dave Steen (Canada; Decathlon, NA)
**USA team boycotted and did not compete*

1984 (Los Angeles)

Lloyd Guss (Canada; 400mH, NA; 4x400m Relay, NA)
Atlee Mahorn (Canada, 200m, DNQ, 20.78; 4x100m Relay, DNC, 39.54)
Dave Steen (Canada; Decathlon, 17th, 7532 points)

1988 (Seoul)

Atlee Mahorn (Canada; 200m, 5th, 20.39; 4x100m Relay, 7th, 38.93)
Dave Steen (Canada; Decathlon, Bronze Medal, 8328 points)

1992 (Barcelona)

Ramon Jimenez-Gaona (Paraguay; Discus)
Erv Hunt (USA Assistant Coach)
Al Baeta (USA Men's Olympic Staff)

1996 (Atlanta)

Erv Hunt (USA Men's Head Coach)
Chris Huffins (Decathlon, 10th, 8300 points)
Sheila Hudson (triple jump, 11th, 46-0.00)
Ramon Jimenez-Gaona (Paraguay; Discus, 201-4)
Thomas McGuirk (Ireland, 400mH, 50.76)
Al Baeta (USA Men's Head Manager)

2000 (Sydney)

Bolota Asmerom (Eritrea, 5000m, 14:15.26)
Chris Huffins (Decathlon, Bronze Medal, 8595 points)
Thomas McGuirk (Ireland, 400mH, 51.73)

2004 (Athens)

Kristin Heaston (Shot Put, DNQ for final, 56-4.00)
Grace Upshaw (Long Jump, 10th, 21-9.50)

2008 (Beijing)

Magdalena Lewy (Marathon, DNF)
Martin Maric (Croatia, Discus, 29th, 194-4)
Kristin Heaston (Shot Put, DNQ for final, 56-10.00)
Grace Upshaw (Long Jump, 8th, 21-7.00)
Amin Nikfar (Iran, Shot Put, NM)

2012 (London)

Kari Karlsson (Iceland, Marathon, 42nd, 2:18:47)
Martin Maric (Croatia, Discus, 17th, 206-3)
Alysia Montano (800m, 5th, 1:57.93)
Amin Nikfar (Iran, Shot Put, 33rd, 61-1.25)

CALIFORNIA OLYMPIC CHAMPIONS

Year	Name	Event	Mark
GOLD MEDALISTS			
1932	Bob Kiesel	4x100m relay	40.0
1936	Archie Williams	400 meters	46.5
1948	Guinn Smith	Pole Vault	14-1.25
1956	Leamon King	4x100m relay	39.5
1960	Jack Yerman	4x400m relay	3:02.2
1972	Eddie Hart	4x100m relay	38.19
SILVER MEDALISTS			
1920	Brutus Hamilton	Decathlon	5937
1920	Harold "Brick" Mueller	High Jump	6-2.75
1936	Bob Clark	Decathlon	7601
BRONZE MEDALISTS			
1920	Harry Liversedge	Shot Put	46-5.25
1988	Dave Steen	Decathlon	8328
2000	Chris Huffins	Decathlon	8595

WORLD RECORDS

CALIFORNIA WORLD AND AMERICAN RECORD HOLDERS

Year	Name	Event	Mark
1914	Eddie Beeson	High Jump	6-7.25
1932	Bob Kiesel	400m Relay	40.6
1932	Bob Kiesel	400m Relay	40.0
1935	Tom Moore	120y Hurdles	14.2
1936	Archie Williams	400m	46.1*
1941	Hal Davis	100m	10.2
1941	Grover Klemmer	440y	46.4*
1941	Grover Klemmer	400m	46.0*
1941	Reese, Froom, Barnes, Klemmer	Mile Relay	3:09.4*
1941	Reese, Klemmer, Peter, Barnes	2-Mile Relay	7:34.5*
1942	Hal Davis	100y	9.4*
1955	Lon Spurrier	880y	1:47.5
1955	Lon Spurrier	1000y	2:08.5
1956	Leamon King	100y	9.3*
1956	Leamon King	100m	10.1 (twice)*
1956	Leamon King	400m Relay	39.5
1956	Leamon King	880y Relay	1:23.8
1956	Lon Spurrier	Mile Relay	3:07.3
1956	Lon Spurrier	2-Mile Relay	7:22.9
1958	Orme, Siebert, Yerman, Bowden	2-Mile Relay	7:20.9*
1958	White, Bowden	Sprint Medley Relay	3:19.8*
1958	White, Bowden	Sprint Medley Relay	3:18.8*
1959	Jack Yerman	6607	1:17.0*
1960	Jack Yerman	Mile Relay	3:05.6
1960	Jack Yerman	1600m Relay	3:02.2
1960	Jack Yerman	2-Mile Relay	7:19.4
1960	Jerry Siebert	2-Mile Relay	7:19.4
1972	Eddie Hart	100m	9.9
1972	Eddie Hart	400m Relay	38.19

ADDITIONAL AMERICAN RECORD SETTERS

Year	Name	Event	Mark
1909	Ollie Snedigar	Javelin	160-10.5
1911	Ollie Snedigar	Javelin	165-2.375
1911	Ollie Snedigar	Javelin	166-1
1914	Harry Liversedge	Javelin	184-9.5
1914	Frances Jackling	Shot Put	34-1.875
1920	Brutus Hamilton	Decathlon	7022.9815
1935	Bob Clark	Decathlon	7595
1957	Don Bowden	Mile	3:58.7
1971	Rick Brown	600 Meters	1:16.2*
1972	Dave Smith	Triple Jump	56-0
1979	Andy Clifford	6000m Relay	14:46.3
1987	Sheila Hudson	Triple Jump	45-2.50*
1987	Sheila Hudson	Triple Jump	45-5.25*
1990	Sheila Hudson	Triple Jump	45-9.00i*
1990	Sheila Hudson	Triple Jump	45-7.75*
1990	Sheila Hudson	Triple Jump	46-0.75*
1991	Sheila Hudson	Triple Jump	46-8.25
1994	Sheila Hudson	Triple Jump	46-8.25
1995	Sheila Hudson	Triple Jump	46-8.25i
1995	Sheila Hudson	Triple Jump	46-9.00
1996	Sheila Hudson	Triple Jump	47-2.25
1996	Sheila Hudson	Triple Jump	47-3.50

NATIONAL CHAMPIONS (TAC/AAU/USATF)

Year	Name	Event	Mark
1904	Alfred Plaw	Hammer	162-0
1905	Alfred Plaw	Hammer	163-4
1911	Ollie Snedigar	Javelin Throw	165-0.20
1920	Brutus Hamilton	Pentathlon	17

1927	Jack Merchant	Hammer	170-7.5
1929	Jack Merchant	Hammer	170-6
1934	Bob Clark	Decathlon	7955.05
1935	Bob Clark	Decathlon	7929.22
	Tom Moore	400m Hurdles	53.5
1940	Hal Davis	100m	10.3
	Hal Davis	200m	20.45
	Grover Klemmer	400m	47.0
1941	Hal Davis	200m	20.45
	Grover Klemmer	400m	46.0
1942	Hal Davis	100m	10.5
	Hal Davis	200m	20.95
1943	Hal Davis	100m	10.3w
	Hal Davis	200m	20.2w
1944	Marty Biles	Javelin	202-5
1944	Marty Biles	Javelin	211-0
1945	Les Howe	High Jump	6-5.75
1947	Guinn Smith	Pole Vault	14-0i
1957	Leamon King	100y	9.7
1962	Jerry Siebert	880y	1:47.1
1962	Jack Yerman	600y	1:11.6i*
1963	Gene Johnson	High Jump	7-0
1963	Jack Yerman	600y	1:09.4i
1971	Dave Smith	Triple Jump	53-4.75i
1976	James Robinson	800m	1:46.63
1977	Bruce Kennedy	Javelin	262-3
1978	James Robinson	800m	1:45.47
1979	James Robinson	800m	1:45.82
1980	James Robinson	800m	1:46.2
1981	Mike Marlow	Triple Jump	54-6.50i
1981	James Robinson	800m	1:45.53
	Bruce Kennedy	Javelin	276-8
1982	James Robinson	800m	1:46.12
1984	James Robinson	800m	1:47.46
1987	Sheila Hudson	Triple Jump	45-5.25
1989	Sheila Hudson	Triple Jump	45-6.50w
1990	Sheila Hudson	Triple Jump	46-2.00
1992	Sheila Hudson	Triple Jump	46-8.25
1993	Sheila Hudson	Triple Jump	44-3.25i
1994	Sheila Hudson	Triple Jump	45-3.50i
1994	Sheila Hudson	Triple Jump	46-8.25
1995	Sheila Hudson	Triple Jump	48-1.50w
1995	Sheila Hudson	Triple Jump	46-8.25i
1996	Sheila Hudson	Triple Jump	46-7.50i
1998	Sheila Hudson	Triple Jump	45-0.25
1998	Chris Huffins	Decathlon	8694
1999	Sheila Hudson	Triple Jump	8350
2002	Grace Upshaw	Long Jump	20-0.50
2003	Grace Upshaw	Long Jump	21-9.50
2003	Kristin Heaston	Shot Put	60-1.75
2003	Kristin Heaston	Shot Put	59-2.00i
2005	Kristin Heaston	Shot Put	61-3.50
2005	Grace Upshaw	Long Jump	22-1.00
2005	Travis Nutter	Hammer	245-7
2007	Alysia Johnson	800m	1:59.29
2010	Alysia Johnson	800m	1:59.87
2011	Alysia Johnson Montano	800m	1:58.33
2012	Alysia Johnson Montano	800m	1:59.08

NATIONAL JUNIOR CHAMPIONS

Year	Name	Event	Mark
1983	Ken Williams	Triple Jump	53-10.50
1987	Brent Burns	Pole Vault	16-6.75
1990	Roslyn Mack	400m Hurdles	59.32
1992	Richie Boulet	1500m	3:53.74
1994	Ross Bomben	Decathlon	6863
1996	Elissa Riedy	1500m	4:28.19
2003	Kevin Davis	3000m Steeplechase	9:01.34
2004	David Torrence	1500m	3:51.36
2005	Mark Matusak	1500m	3:47.07
2011	Angelica Weaver	400m Hurdles	59.83
2012	Shelby Ashe	Hammer	223-6

* - Collegiate record as well as world record (when set)
i - Indoors w - Wind-aided mark

WORLD/U.S. RANKINGS

CAL IN THE WORLD CHAMPIONSHIPS

1983	James Robinson, 5th, 800m (1:45.12)
1987	Atlee Mahorn (Canada), 8th, 200m (20.78); 4th, 4x100m Relay (38.47)
1991	Atlee Mahorn, 3rd, 200m (20.49)
1993	Atlee Mahorn (Canada), semi, 200m (20.80); 3rd, 4x100m relay (37.83) Sheila Hudson, triple jump
1995	Chris Huffins, 8th, decathlon (8193)
1997	Chris Huffins, DNF, decathlon
1999	Chris Huffins, 3rd, decathlon (8547)
2003	Grace Upshaw, 8th, long jump (21-2.75) Kristin Heaston, shot put (54-9.50)
2005	Grace Upshaw, 7th, long jump (21-4.25) Kristin Heaston, shot put (57-6.25)
2007	Grace Upshaw, long jump (21-2.75) Alysia Johnson, 4th heat, 800m (2:02.11)
2009	Jennifer Joyce, hammer (220-0) (Canada) James Brewer (England), 6th heat, 1500m (3:37.27)
2010	Alysia Johnson, 3rd, 800m (1:59.60)
2011	Alysia Johnson Montano, 4th, 800m (1:57.48)



Don Bowden, the first American to run a sub-four-minute mile in 1957, was a member of the U.S. team at the 1956 Olympic Games.

The following is a list of California track & field athletes who have been top 10 ranked in the world and the United States as compiled and published by *Track & Field News*. Men's world rankings began in 1947 and women's rankings in 1956. U.S. rankings for men began in 1963 and for women in 1976. All U.S. listings prior to 1963 for men and 1976 for women were extracted from the world list.

Athlete	World	U.S.	Year
100 METERS			
Leamon King	10	7	1955
Leamon King	3	3	1956
Leamon King	2	2	1957
Willie White	4	4	1957
Willie White	10	5	1958
Eddie Hart	6	4	1970
Isaac Curtis	-	7	1970
Eddie Hart	-	5	1971
Eddie Hart	3	2	1972
Isaac Curtis	-	9	1972
Eddie Hart	-	7	1978
Eddie Hart	-	7	1979



Leamon King was one of the top sprinters in the USA in the 1950s.

200 METERS			
Leamon King	5	3	1957
Eddie Hart	-	7	1969
Eddie Hart	-	8	1970
Eddie Hart	-	9	1971
Eddie Hart	7	4	1972
Kelia Bolton	-	9	1978
Kelia Bolton	-	8	1980
Atlee Mahorn	4	-	1986
Atlee Mahorn	8	-	1988
Atlee Mahorn	6	-	1991

400 METERS			
Jack Yerman	9	4	1958
Dave Archibald	7	3	1962
Forrest Beaty	9	5	1965

800 METERS			
Lon Spurrier	7	4	1955
Lon Spurrier	7	3	1956
Don Bowden	3	2	1957
Jerry Siebert	5	1	1960
Jerry Siebert	2	1	1961
Jerry Siebert	2	1	1962
Jack Yerman	6	4	1962
Jerry Siebert	5	1	1964
James Robinson	9	2	1974
Rick Brown	-	8	1971
Rick Brown	-	6	1972
Rick Brown	-	5	1973

Rick Brown	-	6	1974
James Robinson	-	2	1976
Rick Brown	-	6	1976
James Robinson	4	1	1978
James Robinson	3	1	1979
Mike White	-	9	1979
James Robinson	5	2	1980
James Robinson	2	1	1981
Mike White	-	8	1981
James Robinson	3	1	1982
James Robinson	6	2	1983
James Robinson	9	3	1984
Louise Romo	-	7	1982
Louise Romo	-	5	1985
James Robinson	-	7	1985
James Robinson	-	4	1986
James Robinson	-	5	1988
Alysia Johnson	-	6	2006
Alysia Johnson	-	1	2007
Alysia Johnson	-	4	2008
Alysia Johnson	3	1	2010
David Torrence	-	5	2010
Alysia Montano	4	1	2011
David Torrence	-	8	2011
Alysia Montano	7	1	2012



Alysia Johnson Montano has won four USA 800m titles and was fifth in the event at the 2012 Olympics.

MILE/1500			
Andy Clifford	-	10	1979
Louise Romo	-	10	1984
Richie Boulet	-	4	1998
David Torrence	-	6	2010
David Torrence	-	5	2011
David Torrence	-	5	2012

STEEPLECHASE			
Bob Price	-	8	1966
Bob Price	-	4	1967
Bob Price	-	2	1968
Bob Price	-	3	1969
Bob Price	-	2	1970
Bob Price	-	3	1971

5,000 METERS			
Bolota Asmerom	-	5	2002
Bolota Asmerom	-	6	2004
Bolota Asmerom	-	5	2005
Bolota Asmerom	-	8	2007
Magdalena Lewy	-	10	2011
David Torrence	-	9	2012

10,000 METERS

Jan Oehm	-	9	1980
Jan Oehm	-	9	1981
Kirsten O'Hara	-	3	1985
Magdalena Lewy	-	6	2011
Deborah Maier	-	10	2012

MARATHON

Magdalena Lewy	-	9	2002
Magdalena Lewy	-	6	2004
Peter Gilmore	-	7	2006
Peter Gilmore	-	7	2007
Magdalena Lewy	-	3	2008
Magdalena Lewy	-	1	2010
Magdalena Lewy	-	8	2011



Larry Cowling is one of Cal's all-time greats in both the 110m and 400m hurdles.

110 METER HURDLES

Carl Florant	10	6	1979
Larry Cowling	6	5	1981
Larry Cowling	7	5	1982
Larry Cowling	7	4	1983

400 METER HURDLES

Paddy McCrary	-	9	1966
Paddy McCrary	-	8	1967
Paddy McCrary	-	7	1969
Quentin Wheeler	7	4	1976
Quentin Wheeler	9	7	1977
Quentin Wheeler	4	2	1978
Quentin Wheeler	4	2	1979
Michelle Hawthorne	-	5	1979
Larry Cowling	7	4	1982
Larry Cowling	-	10	1981
Larry Cowling	9	4	1983

HIGH JUMP

Gene Johnson	-	2	1962
Gene Johnson	-	1	1963
Roger Olsen	-	7	1963
Gene Johnson	-	7	1965
Gene Johnson	-	5	1966
Gene Johnson	-	10	1967
Clarence Johnson	5	3	1967
Clarence Johnson	-	6	1969
John Morris	-	7	1990
Inika McPherson	-	5	2007
Inika McPherson	-	2	2011
Kristen Meister	-	8	2011
Ed Wright	-	5	2012
Inika McPherson	-	8	2012

POLE VAULT

Guinn Smith	1	1	1947
Guinn Smith	1	1	1948
Greg Miguel	-	7	1967
Brent Burns	-	9	1993
Brent Burns	-	5	1994

LONG JUMP

Monte Upshaw	7	3	1954
Stan Royster	-	6	1969
Stan Royster	-	10	1970
Stan Royster	-	9	1971
Mike Marlow	-	10	1981
Sheila Hudson	-	5	1987
Sheila Hudson	-	5	1989
Sheila Hudson	-	5	1990
Sheila Hudson	-	5	1992
Sheila Hudson	-	7	1993
Sheila Hudson	-	5	1994
Sheila Hudson	-	5	1995
Grace Upshaw	-	3	2001
Grace Upshaw	-	1	2002
Grace Upshaw	5	1	2003
Grace Upshaw	9	2	2004
Grace Upshaw	-	1	2005
Grace Upshaw	-	4	2006
Grace Upshaw	-	2	2007
Grace Upshaw	-	4	2008
Grace Upshaw	-	4	2009

TRIPLE JUMP

Dave Smith	-	7	1967
Dave Smith	-	2	1970
Jim Fraser	-	8	1970
Dave Smith	-	2	1971
Jim Fraser	-	7	1972
Dave Smith	-	2	1972



A six-time NCAA champion in the triple jump and long jump, Sheila Hudson ranked No. 1 in the U.S. in the triple jump eight years in a row from 1989-96.

Mike Marlow	-	9	1979
Mike Marlow	-	5	1980
Mike Marlow	-	7	1982
Mike Marlow	-	5	1983
Sheila Hudson	-	4	1986
Sheila Hudson	-	1	1987
Sheila Hudson	-	2	1988
Sheila Hudson	-	1	1989
Sheila Hudson	-	1	1990
Sheila Hudson	-	1	1991
Sheila Hudson	5	1	1992
Sheila Hudson	-	1	1993
Sheila Hudson	5	1	1994
Sheila Hudson	-	1	1995
Sheila Hudson	10	1	1996
Amy Littlepage	-	9	1997
Sheila Hudson	-	10	1997
Sheila Hudson	-	1	1998
Sheila Hudson	-	5	1999
Sheila Hudson	-	3	2000
Sheila Hudson	-	3	2001



Brutus Hamilton, who oversaw the Cal track & field program for 30 seasons before retiring in 1965, served as head coach of the USA track team at the 1952 Olympics, as well as an assistant at the 1932 and '36 Games.

Tracey Stewart	-	9	2011
Tracey Stewart	-	7	2012

SHOT PUT

John Stellem	9	7	1954
Charlie Butt	9	6	1956
Charlie Butt	7	5	1959
Dave Maggard	-	8	1963
Dave Maggard	-	9	1964
Dave Maggard	9	5	1965
Dave Maggard	6	5	1966
Dave Maggard	3	3	1967
Dave Maggard	3	3	1968
Kristin Heaston	-	5	2001
Kristin Heaston	-	3	2002
Kristin Heaston	-	1	2003
Kristin Heaston	-	2	2004
Kristin Heaston	-	1	2005
Kristin Heaston	-	3	2006
Kristin Heaston	-	2	2007
Kristin Heaston	-	5	2008
Kristin Heaston	-	7	2011

DISCUS

Jim Penrose	-	5	1973
Gale Zaphiropoulos	-	10	1980
Gale Zaphiropoulos	-	9	1981
Gale Zaphiropoulos	-	9	1984
Kelechi Anyanwu	-	8	2007
Kelechi Anyanwu	-	9	2008

HAMMER

Travis Nutter	-	4	1998
Travis Nutter	-	9	2000
Travis Nutter	-	6	2001
Travis Nutter	-	5	2003
Travis Nutter	-	4	2004
Travis Nutter	-	1	2005

Travis Nutter	-	5	2006
Travis Nutter	-	3	2007
Travis Nutter	-	4	2008

JAVELIN

Marty Biles	8	2	1947
Marty Biles	8	2	1948
Marty Biles	7	2	1949
Bruce Kennedy	-	7	1978
Bruce Kennedy	-	5	1979
Bruce Kennedy	-	2	1980
Bruce Kennedy	-	2	1981
Bruce Kennedy	-	5	1982
Ryan Young	-	4	2011

DECATHLON

Dave Steen	10	-	1983
Dave Steen	5	-	1985
Dave Steen	6	-	1986
Dave Steen	3	-	1988
Chris Huffins	8	2	1995
Chris Huffins	10	3	1996
Chris Huffins	7	2	1997
Chris Huffins	5	2	1998
Ross Bomben	-	10	1998
Chris Huffins	5	2	1999
Bevan Hart	-	8	1999
Ross Bomben	-	10	1999
Chris Huffins	4	1	2000
Bevan Hart	-	5	2000
Bevan Hart	-	8	2001
Mike Morrison	-	6	2010
Mike Morrison	-	3	2011